

Clemson Baseball

#13 Clemson (43-23)

Waco (TX) Super Regional Participant

2nd in the ACC (21-19)

19-9 Against Top-25 Ranked Teams



Tigers Earned 19th Straight NCAA Appearance

Clemson finished the 2005 season with a 43-23 overall record, earning its 19th straight NCAA Tournament appearance. It was also the 20th consecutive season the Tigers won at least 39 games.

Clemson advanced to the Waco (TX) Super Regional, losing in three games, after going 3-0 in the Clemson (SC) Regional. It was the Tigers' fifth super regional appearance in the seven years of its existence.

Clemson's NCAA Tournament History

The 2005 season marked Clemson's 31st trip to an NCAA Regional dating back to the 1947 season. That year, Clemson actually advanced to the Final Eight of the NCAA Tournament, but it is not considered a College World Series season because only two teams went to the CWS in those days.

Clemson won the 1947 District III Tournament in Charlotte by coming through the losers bracket. The Tigers, coached by Randy Hinson, lost in the first round to Alabama 8-2, then came back with a win over Auburn and two wins over Alabama to advance. Clemson's season ended when a Yale team, led by future President George Bush, defeated the Tigers in New Haven, CT by a score of 7-3. Bush was 1-for-3 as the starting first baseman.

Clemson made its first trip to the College World Series in 1958 when the Tigers again came through the losers' bracket. After losing to Florida in the first round, Clemson defeated George Washington, Florida State, and Florida twice to advance under first-year Head Coach Bill Wilhelm. Clemson beat Florida 15-14 and 3-1 on June 9 to advance. Harold Stowe struck out 17 in that second game on June 9.

The Tigers advanced to the CWS in 1959, this time with three easy wins; one over Georgia Tech and two over Florida State. One of the wins over the Seminoles was a 24-2 victory in Gastonia, NC.

That tally is still tied for the most runs scored by Clemson in an NCAA Tourney game.

The Tigers did not advance to Omaha again until 1976. In fact, Clemson made just one NCAA Tournament appearance between 1960 and 1974. That was in 1967 when Clemson reached the Regional Championship, but lost to Auburn 6-5.

Clemson made it to Omaha three out of five years between 1976-80. Clemson won a regional in Columbia, SC in 1976 with three straight wins, then came through the losers bracket in Miami (FL) in 1977 to advance to Omaha. The 1980 season was the first year Clemson played host to a regional, as Clemson swept three games by scoring 45 runs, including 17 in a 17-12 win over South Carolina.

Clemson has been to the NCAA Tournament every year since 1987, making College World Series trips in 1991, 1995, 1996, 2000, and 2002. Clemson's streak of 19 consecutive regionals is the third-longest active streak in the nation behind Miami (FL) (33) and Florida State (28). Clemson's streak is also tied for the third-longest in college baseball history.

Most NCAA Tournament Appearances

Rk	Team	App.
1.	Texas	49
2.	Florida State	43
3.	Southern California	36
4.	Miami (FL)	34
5.	Oklahoma State	33
6.	Clemson	31
7.	Arizona State	29
	Saint John's	29
9.	Arizona	28
	Oklahoma	28
11.	Cal. State-Fullerton	27
	Fresno State	27
	Minnesota	27
14.	Mississippi State	26
	Stanford	26

Clemson Position Starters

Pos.	#	Player	B-T	Cl.	GP-S	Avg.	HR	RBI	Notes
C	29	Adrian Casanova	R-R	*Jr.	66-64	.238	4	27	Had 12 sacrifice bunts
1B	24	Andy D'Alessio	L-R	So.	65-60	.276	15	60	Clemson Regional MVP
2B	4	Taylor Harbin	R-R	Fr.	66-66	.343	10	63	2nd-Team All-American, 1st-Team All-ACC
SS	6	Stan Widmann	R-R	Fr.	66-66	.289	4	25	Had a .972 fielding % in 30 ACC games
3B	3	Herman Demmink	L-R	Jr.	65-63	.345	4	41	Had a .408 on-base percentage
LF	21	Tyler Colvin	L-L	So.	65-65	.283	5	53	Had a team-high 12 stolen bases
CF	8	Brad Chalk	L-L	Fr.	64-54	.350	0	11	Had a school-record 15 sacrifice bunts
RF	5	Travis Storrer	L-R	Jr.	66-66	.346	6	43	Had 8 outfield assists without an error
DH	35	Kris Harvey	R-R	Jr.	65-65	.341	25	70	Tied for second in the nation in home runs

Clemson Starting Pitchers

Pos.	#	Pitcher	Cl.	GP-S	ERA	W-L	CG	IP	H	R	ER	BB	SO
RHP	20	Stephen Faris	So.	20-10	2.60	6-4	3	97.0	89	36	28	25	79
RHP	48	Josh Cribb	*Jr.	19-15	3.54	8-5	3	109.1	119	47	43	24	97
LHP	44	Robert Rohrbaugh	Jr.	19-16	4.22	8-3	0	96.0	103	52	45	42	82
RHP	35	Kris Harvey	Jr.	13-13	5.52	5-4	0	62.0	71	43	38	28	52

2005 Results & Schedule

February

18	Fri.	^ West Virginia	W	7 - 2
19	Sat.	^ at Coastal Carolina	L	2 - 3
20	Sun.	^ East Carolina	L	0 - 10
25	Fri.	California-Irvine (18-20-24)	W	3 - 2
26	Sat.	California-Irvine (18-20-24)	W	5 - 4
27	Sun.	California-Irvine (18-20-24)	W	10 - 2

March

4	Fri.	at Auburn	L	5 - 6
5	Sat.	at Auburn	L	4 - 8
6	Sun.	at Auburn	W	14 - 3
9	Wed.	Winthrop	L	2 - 8
12	Sat.	South Carolina (4-4-4)	L	3 - 6
13	Sun.	at South Carolina (4-4-4)	L	5 - 6
16	Wed.	Furman	W	11 - 1
18	Fri.	* North Carolina (13-9-14)	L	1 - 2
19	Sat.	* North Carolina (13-9-14)	W	9 - 1
20	Sun.	* North Carolina (13-9-14)	W	7 - 3
22	Tue.	at Old Dominion	W	1 - 0
23	Wed.	at Old Dominion	L	2 - 3
25	Fri.	* at Maryland	W	14 - 3
26	Sat.	* at Maryland ⁽¹⁾	W ⁽¹³⁾	6 - 4
26	Sat.	* at Maryland ⁽²⁾	W	12 - 0
29	Tue.	Coastal Carolina (NR-25-NR)	W	14 - 5
30	Wed.	Coastal Carolina (NR-25-NR)	W	8 - 1

April

2	Sat.	* at Florida State (17-6-10)	L	1 - 3
3	Sun.	* at Florida State ⁽¹⁾ (17-6-10)	L	4 - 5
3	Sun.	* at Florida State ⁽²⁾ (17-6-10)	W	7 - 3
5	Tue.	at Georgia	L	10 - 11
6	Wed.	Georgia	L	1 - 4
8	Fri.	* Duke	W	9 - 3
9	Sat.	* Duke	W	11 - 6
10	Sun.	* Duke	W	16 - 6
12	Tue.	at Western Carolina ^C	W	7 - 4
13	Wed.	South Carolina (8-5-4)	W	12 - 2
15	Fri.	* Virginia	W	13 - 4
16	Sat.	* Virginia	W	3 - 2
17	Sun.	* Virginia	L	2 - 9
19	Tue.	Western Carolina	W	10 - 1
20	Wed.	at South Carolina (13-13-8)	W	7 - 5
22	Fri.	* at N.C. State	L	3 - 8
23	Sat.	* at N.C. State	W	16 - 9
24	Sun.	* at N.C. State	L	8 - 9
26	Tue.	Elon	W	9 - 6
27	Wed.	Wofford	W	7 - 1
29	Fri.	* Georgia Tech (7-6-8)	L	14 - 18
30	Sat.	* Georgia Tech (7-6-8)	W	6 - 5

May

1	Sun.	* Georgia Tech (7-6-8)	L	4 - 6
8	Sun.	* at Virginia Tech	L	7 - 11
9	Mon.	* at Virginia Tech	W	7 - 0
10	Tue.	* at Virginia Tech	W	6 - 2
13	Fri.	* at Wake Forest	W	4 - 1
14	Sat.	* at Wake Forest	W ⁽¹¹⁾	17 - 14
15	Sun.	* at Wake Forest	W	6 - 5
17	Tue.	College of Charleston (NR-20-24)	W	8 - 5
19	Thu.	* Miami (FL) (4-7-4)	W	15 - 5
20	Fri.	* Miami (FL) (4-7-4)	W	9 - 2
21	Sat.	* Miami (FL) (4-7-4)	W	6 - 2
25	Wed.	+ Virginia	L	1 - 8
26	Thu.	+ Miami (FL) (12-13-8)	W	9 - 1
27	Fri.	+ N.C. State (18-NR-23)	W	5 - 4
28	Sat.	+ Virginia	L	4 - 5

June

3	Fri.	\$ North Carolina A&T	W	12 - 2
4	Sat.	\$ College of Charleston (NR-22-22)	W	6 - 0
5	Sun.	\$ Oral Roberts	W	8 - 3
11	Sat.	† at Baylor (6-6-10)	W	4 - 2
12	Sun.	† at Baylor (6-6-10)	L	1 - 7
13	Mon.	† at Baylor (6-6-10)	L	1 - 6

* - ACC regular-season game; ^ - Baseball at The Beach at Myrtle Beach, SC; ^C - due to inclement weather, game was completed on Apr. 19 at Clemson, SC; + - ACC Tournament at Jacksonville, FL; \$ - NCAA Regional at Clemson, SC; † - NCAA Super Regional at Waco, TX; Note: Home games in **bold**; rankings by **Baseball America**, **Collegiate Baseball**, **Sports Weekly**.



2005 Clemson Baseball Notes



Clemson Quick Facts

Nickname: Tigers
Location: Clemson, SC 29633
Colors: Burnt Orange & Northwest Purple
Founded: 1889
Enrollment: 17,110
President: James F. Barker (Clemson '70)
Athletic Director: .. Dr. Terry Don Phillips (Arkansas '70)
Conference: Atlantic Coast
Facility: Doug Kingsmore Stadium (5,000)
Year Opened: 1970
Dimensions: ... LL - 320, LC - 370, C - 400, RC - 375, RL - 330
Record Crowd: 6,480 (3/7/04 vs. South Carolina)
Head Coach: Jack Leggett (Maine '76)
Record at Clemson: 555-243 (12 seasons)
Overall Record: 932-533 (26 seasons)
Assistant Coaches: .. Kevin O'Sullivan (Virginia '91)
 Tom Riginos (Stetson '90)
 Bradley LeCroy (Clemson '01)
First Year of Baseball: 1896
Seasons of Baseball: 108
All-Time Overall Record: 2,310-1,283-29
All-Time ACC Regular-Season Record: .. 596-286-3
ACC Championships: 13
 (1954,58,59,67,76,78-81,89,91,93,94)
NCAA Tournament Appearances: 31
 (1947,50,58,59,67,75-81,87-05)
College World Series Appearances: 10
 (1958,59,76,77,80,91,95,96,00,02)

Media Services

Clemson Media Relations

Baseball Contact: Brian Hennessy (Clemson '98)
Email: bhennes@clemson.edu
Office Phone: (864) 656-1921
Fax: (864) 656-0299
Cell Phone: (864) 986-9046
Press Box Phone: (864) 656-7731
Website: ClemsonTigers.com



ACC Media Relations

Sarah Schmidt is the baseball media relations contact at the ACC office. She can be reached at (336) 851-6062 or via email at sschmidt@theacc.org.

Credentials

Members of the working press who desire a media credential to a Clemson baseball home game should contact **Brian Hennessy** at (864) 656-1921. There is space for 13 writers in the Doug Kingsmore Stadium press areas, plus booths for each team's radio network. Season credentials will be issued. Credentials on a game-by-game basis will also be issued. Members of the media must request a pass at least one day prior to each game/series to ensure admittance.

Interview Policy

Head Coach **Jack Leggett** can be reached in the baseball office at (864) 656-1940. Best time to contact **Leggett** is weekdays from 9:00 AM to 11:00 AM.

Please contact Baseball Contact **Brian Hennessy** and accommodations can be made to interview players. The lockerroom is closed to the media and public, therefore postgame interviews are conducted outside the Tiger dugout. Please see the opposing SID for opponent interview procedures.

Tigers on the Web

Up-to-date stats, releases, game stories, and boxscores can be found on Clemson's athletic website, ClemsonTigers.com. A link is provided for fans who wish to hear the live audio broadcast. Official live stats can also be accessed on the schedule page.

Consecutive NCAA Tournament Appearances

Rk	Team	App.	Years
1.	Miami (FL)	33	1973-05
2.	Florida State	28	1978-05
3.	Clemson	19	1987-05
5.	Oklahoma State	19	1981-99
5.	Texas	18	1979-96
6.	Louisiana State	17	1989-05
7.	Northern Colorado	15	1952-66
8.	Cal. State-Fullerton	14	1992-05
	Georgia Tech	14	1985-98
	Wichita State	14	1987-00
11.	Stanford	12	1994-05
	Texas	12	1965-76
13.	Rice	11	1995-05
14.	Arizona	10	1954-63
	Cal. State-Fullerton	10	1975-84
	Fresno State	10	1988-97
	Southern California	10	1993-02

Note: **Bold** denotes active streak.

Consecutive NCAA Tournaments to Date

Rk	Team	App.
1.	Miami (FL)	33
2.	Florida State	28
3.	Clemson	19
4.	Louisiana State	17
5.	Cal. State-Fullerton	14
6.	Stanford	12
7.	Rice	11

Overall, Clemson has been to a regional in 31 seasons (including 2005), sixth-best all-time. Clemson's all-time record in NCAA play is 88-66, a 57.1 winning percentage.

Clemson is 43-26 (.623) under Head Coach Jack Leggett in NCAA Tournament play, including a 27-5 (.844) record in home NCAA Tourney games. Leggett's 43 wins are the second-most wins by an ACC coach in NCAA Tournament play. Leggett has taken Clemson to a regional all 12 years he has been Clemson's head coach, and the Tigers have advanced to the College World Series four times. Leggett has taken Clemson to the Super Regional five of the seven years that format has been in existence.

Clemson's College World Series Seasons

Year	Site	Record	Clinch Win vs.	CWS
1958	Gastonia, NC	4-1	Florida, 3-1	1-2
1959	Gastonia, NC	3-0	Florida State, 5-0	1-2
1976	Columbia, SC	3-0	Furman, 6-2	1-2
1977	Miami, FL	3-1	Miami (FL), 10-9	1-2
1980	Clemson, SC	3-0	South Carolina, 17-12	0-2
1991	Orono, ME	4-0	Maine, 13-5	0-2
1995	Clemson, SC	4-0	Alabama, 7-4	0-2
1996	Clemson, SC	4-0	Tennessee, 12-5	2-2
2000	Clemson, SC	5-0	Mississippi State, 9-4	1-2
2002	Clemson, SC	5-1	Arkansas, 7-4	2-2

Tigers Played in Fifth Super Regional

Clemson made its fifth super regional appearance in the seventh year of the super regional format in 2005. Only three teams (Miami (FL), Florida State, Louisiana State) have played in more. The Tigers played in the College Station (TX) Super Regional in 1999, falling in game three. In 2000 and 2002, Clemson won its own super regional to advance to Omaha. In 2001, the Tigers lost both games at Miami (FL). In 2005, the Tigers lost in three games at Baylor.

Most Super Regional Appearances

Rk	Team	SR	*CWS
1.	Miami (FL)	7	5
	Florida State	7	2
3.	Louisiana State	6	3
4.	Clemson	5	2
	Stanford	5	5
	Cal. State-Fullerton	5	4
	Texas	5	5
	Rice	5	3
	South Carolina	5	3
	Southern California	5	2
11.	Nebraska	4	3
	Georgia Tech	4	1
13.	Tulane	3	2
	Baylor	3	1
	Houston	3	0

* - 1999-05

The Tigers

Clemson (43-23), who finished the season ranked as high as #13, closed out its season by falling twice in three games at the Waco (TX) Super Regional against Baylor. The Tigers were 21-9 during the ACC regular season, finishing in second place in the standings. The 21 victories set a school record for most conference wins. Clemson made its 19th straight NCAA Tournament appearance, tied for the third-longest streak in history.

The Tigers, who were 25-7 at home and 18-15 away from home, were led by 12th-year Head Coach Jack Leggett. After starting the season 15-13, Clemson had a 28-10 record. The team also had a top-10 RPI thanks to playing one of the toughest schedules in the nation. The Tigers were also 19-9 against top-25 ranked teams in 2005.

The team hit .305 and was led by a freshman. Brad Chalk (.350) had a team-best .458 on-base percentage along with a school-record 15 sacrifice bunts, while fellow freshman Taylor Harbin had 28 doubles, 10 homers, and 63 RBIs along with a .343 batting average. Kris Harvey had an ACC-best 25 homers along with 70 RBIs. Clemson hit 76 homers as a team, while allowing just 31 long balls. The team also had a school-record 62 sacrifice bunts.

The pitching staff had a 3.94 ERA and .270 opponents' batting average. Josh Cribb was 8-5 with a 3.54 ERA and 97 strikeouts against only 24 walks. Stephen Faris had a team-best 2.60 ERA as well. Jeff Hahn, one of just two seniors on the team, had a team-high three saves. Clemson fielded at a .968 clip, just behind the school record of .971 (2002).

Pitchers, D'Alessio Among NCAA Regional Bests

Tiger pitchers allowed just five runs during the Clemson Regional from June 3-5 at Doug Kingsmore Stadium. Of the 64 teams in the NCAA Tournament, that total was the fewest allowed (total and per game) of any team. Clemson's 1.67 ERA only trailed Oregon State's 1.33 ERA. Tiger pitchers also combined to walk just two batters, tied for the lowest in the tourney, while striking out 28.

Andy D'Alessio had the best batting average (.778) in the NCAA Regionals. He also led the regionals in on-base percentage (.857) and was second in slugging percentage (1.556). His four doubles tied for the best in the nation as well. In three games, he was 7-for-9 with four doubles, a homer, four RBIs, four walks, and a stolen base on his way to earning Clemson Regional MVP honors.



2005 Clemson Baseball Notes



Worth Noting

- Clemson won 15 of its last 19 games and 28 of its last 38 games after starting the season 15-13.
- Clemson played 28 games on opponents' home field and six neutral-site games, compared to just 32 home games.
- Clemson's 21 ACC regular-season wins in 2005 broke the school record for most conference wins in a season. Both in 1994 and 1995, Jack Leggett's first two seasons as head coach at Clemson, the Tigers went 20-4.
- Clemson, who was 21-9 in ACC regular-season games and finished in second place in the standings, was the only ACC team not to be swept in a conference series in 2005.
- The team had 21 outfield assists, including eight by rightfielder Travis Storrer, six by leftfielder Tyler Colvin, and five by centerfielder Brad Chalk. The outfielders combined for just five errors as well.
- Clemson started six different players at first base, including Andy D'Alessio (60), Tyler Colvin (2), Jorge Andrade, Jr. (1), Ben Hall (1), Kris Harvey (1), and John Ingram (1).
- Clemson hit 76 homers, while its opponents hit just 31 long balls. Therefore, Clemson hit 2.5 homers for every one its opponents hit.
- Kris Harvey hit 25 home runs, while Clemson's opponents combined for just 31 long balls all season. In ACC regular-season games, Harvey hit 14 homers to the opponents' 15.
- Clemson picked off 19 baserunners, including 16 by pitchers. Josh Cribb picked off six, Robert Rohrbaugh had five, Stephen Faris had three, David Kopp had one, and Stephen Clyne had one.

Tigers 22-6 in Second Half of Regular Season

Clemson was 22-6 in the second half of the regular season after going 15-13 in its first 28 games of 2005. The reason for the second-half surge was the hot Tiger bats. In the first 28 games, Clemson hit .290 with 23 home runs along with 6.0 runs per game. But in the second 28 games, Clemson hit .328, including .408 with runners in scoring position, with 45 homers along with averaging 8.6 runs per game. The Tigers also had the best winning percentage in the ACC during the second half of the season (games 29 to the end of the regular season).

The seven-win improvement from the first half to the second half of the season tied for the best turnaround in Clemson history. The 1976 Tiger team, that went on to the play in the College World Series, was 11-10 in its first 21 games, then was 18-3 in its last 21 games.

ACC Records By Halves of Regular Season

Rk Team	Total	1-28	29-End	*Win %
1. Clemson	37-19	15-13	22-6	78.6
2. N.C. State	39-15	20-8	19-7	73.1
3. Virginia	38-17	19-9	19-8	70.4
4. Florida State	48-16	24-4	24-12	66.7
5. Miami (FL)	38-15-1	22-6	16-9-1	63.5
6. North Carolina	40-15-1	23-5	17-10-1	62.5
7. Georgia Tech	38-16	22-6	16-10	61.5
8. Wake Forest	25-28	12-16	13-12	52.0
9. Virginia Tech	23-27	13-15	10-12	45.5
10. Maryland	24-30	13-15	11-15	42.3
11. Duke	14-38	9-19	5-19	20.8

* - second half

Clemson Finished in Top 20 of All Three Polls

Clemson finished the 2005 season ranked in the top 20 of all three major polls. The Tigers were #14 by **Baseball America**, #13 by **Collegiate Baseball**, and #16 by **Sports Weekly**. The final top 25 ranking is Clemson's 10th in Head Coach Jack Leggett's 12 years as head coach of the Tiger program.

Tigers #6 in Unofficial RPI

Clemson was #6 in the final RPI listing at WarrenNolan.com, which included games through June 26. The Tigers, who were 43-23, had a top-10 rating thanks to a rugged schedule, which was the fourth-toughest in the country.

Clemson, who was 38-17 in its last 55 games, lost those 17 games by a combined 52 runs. Meanwhile, it has won the 38 games by a combined 214 runs. On the season, Clemson was 7-9 in one-run games, and lost two other two-run decisions.

Clemson played 44 of its 66 games against teams in the top 55 of the RPI. And the Tigers played 34 of their 66 games away from home, including 28 games on opponents' home fields. The Tigers were 10-5 against top-10 RPI teams. The Tigers were also 19-9 against top-25 ranked teams.

42

That's how many of Clemson's 66 games were against teams that played in the 2005 NCAA Tournament, which equates to 64 percent. Clemson had a 23-19 record in those 42 games. The Tigers also played 16 games against #1 seeds. In those 16 games, Clemson was 9-7. The Tigers were also 19-9 against top-25 ranked teams in 2005.

Clemson 19-9 Against Top-25 Teams in 2005

Thanks to four wins over a top-10 Miami (FL) team, a three-game sweep of #18 UC Irvine, two wins in three games against #9 North Carolina, a two-game sweep of #25 Coastal Carolina, two wins against top-10 South Carolina, two wins against a top-25 College of Charleston team, one win at #6 Florida State, one win against #6 Georgia Tech, one win over #18 N.C. State, and a win at #6 Baylor, Clemson was 19-9 against top-25 ranked teams, including 11-9 against top-10 teams and 4-2 against top-five teams. The nine losses against ranked teams were by a combined 25 runs, while the 19 wins were by a combined 96 runs.

In 12 seasons at Clemson, Head Coach Jack Leggett has 147 wins over teams ranked in the top 25. Only three times in his first 12 seasons has he had a losing record against teams in the top 25.

Leggett Against Top-25 Teams

Year	Overall	Top 25	Top 10	Top 5
1994	57-18	19-12	10-4	7-3
1995	54-14	15-10	4-10	1-6
1996	51-17	13-10	7-3	5-2
1997	41-23	6-11	4-7	1-2
1998	43-16	8-5	4-2	0-1
1999	42-27	12-12	6-6	3-4
2000	51-18	14-13	11-10	6-7
2001	41-22	5-12	3-8	1-6
2002	54-17	19-13	10-11	6-8
2003	39-22	8-8	5-3	4-2
2004	39-26	9-16	6-8	0-3
2005	43-23	19-9	11-9	4-2
Totals	555-243	147-131	81-81	38-46

Head Coach Jack Leggett

Full Name: Jackson Scott Leggett

Born: March 5, 1954 in Bangor, ME

Education: Bachelor of science in physical education and minor in history at Maine (1976); master of education in teacher education at Vermont (1980)



Playing Experience: Four-year letterman (baseball) at Maine (1973-76); three-year letterman (football) at Maine (1974-76)

Coaching Experience: Head coach at Vermont (1978-82); head coach at Western Carolina (1983-91); assistant head coach at Clemson (1992,93); head coach at Clemson (1994-present)

Family: Son, Tanner (21), and daughter, Colby (19)

Leggett's Clemson Head Coaching Record

Year	Overall	ACC	Finish	NCAA
1994 [^]	57-18	20-4	1st	Regional
1995	54-14	20-4	1st	CWS
1996	51-17	17-7	2nd	CWS
1997	41-23	13-10	4th	Regional
1998	43-16	14-9	T-2nd	Regional
1999	42-27	13-10	3rd	Super Regional
2000	51-18	17-7	2nd	CWS
2001	41-22	17-7	2nd	Super Regional
2002	54-17	16-8	4th	CWS
2003	39-22	15-9	T-3rd	Regional
2004	39-26	14-10	T-4th	Regional
2005	43-23	21-9	2nd	Super Regional

[^] - ACC Champion

Leggett's Head Coaching Record By School

School	Seasons	Years	W-L	Pct.
Vermont	5	1978-82	75-61	.551
Western Carolina	9	1983-91	302-229	.569
Clemson	12	1994-05	555-243	.695
Totals	26	1978-91,94-05	932-533	.636

Leggett vs. ACC as Clemson Head Coach

Team	Overall	Home	Away	Neutral
Duke	28-10	15-3	12-6	1-1
Florida State	19-30	11-7	4-14	4-9
Georgia Tech	24-20	13-4	6-12	5-4
Maryland	34-4	18-0	13-4	3-0
Miami (FL)	4-0	3-0	0-0	1-0
North Carolina	28-14	13-5	12-6	3-3
N.C. State	28-14	13-4	8-10	7-0
Virginia	29-13	15-3	12-6	2-4
Virginia Tech	2-1	0-0	2-1	0-0
Wake Forest	29-11	14-4	13-5	2-2
Totals	225-117	115-30	82-64	28-23

Note: Only includes records against teams as members of the ACC.

Leggett vs. SEC as Clemson Head Coach

Team	Overall	Home	Away	Neutral
Alabama	2-0	1-0	0-0	1-0
Arkansas	3-1	2-1	1-0	0-0
Auburn	7-8	4-3	2-5	1-0
Georgia	16-11	10-1	6-10	0-0
Kentucky	3-0	3-0	0-0	0-0
Mississippi State	2-0	2-0	0-0	0-0
South Carolina	24-19	11-9	13-8	0-2
Tennessee	9-3	6-0	3-2	0-1
Totals	66-42	39-14	25-25	2-3

Winningest Programs (1994-05)

Rk Team	Wins	Avg.
1. Florida State	630	52.5
2. Wichita State	600	50.0
3. Miami (FL)	563	46.9
4. Louisiana State	562	46.8
Rice	562	46.8
6. Clemson	555	46.3



2005 Clemson Baseball Notes



2005 Polls

Baseball America (June 27, 2005)

Rk	Team
1.	Texas
2.	Florida
3.	Tulane
4.	Baylor
5.	Nebraska
6.	Arizona State
7.	Oregon State
8.	Tennessee
9.	Cal. State-Fullerton
10.	Mississippi
11.	Georgia Tech
12.	Arizona
13.	Rice
14.	Clemson
15.	Miami (FL)
16.	Florida State
17.	Southern California
18.	Louisiana State
19.	Long Beach State
20.	Alabama
21.	Missouri
22.	Mississippi State
23.	Coastal Carolina
24.	Pepperdine
25.	South Carolina

Collegiate Baseball (June 27, 2005)

Rk	Team
1.	Texas
2.	Florida
3.	Arizona State
4.	Baylor
5.	Tulane
6.	Nebraska
7.	Oregon State
8.	Tennessee
9.	Cal. State-Fullerton
10.	Georgia Tech
11.	Mississippi
12.	Arizona
13.	Clemson
14.	Miami (FL)
15.	Florida State
16.	Rice
17.	Southern California
18.	Long Beach State
19.	Louisiana State
20.	Alabama
21.	North Carolina
22.	College of Charleston
23.	Pepperdine
24.	Louisiana-Lafayette
25.	Coastal Carolina

2005 Polls

Sports Weekly (June 27, 2005)

Rk	Team
1.	Texas
2.	Florida
3.	Tulane
4.	Baylor
5.	Arizona State
6.	Nebraska
7.	Oregon State
8.	Cal. State-Fullerton
9.	Tennessee
10.	Georgia Tech
11.	Rice
12.	Mississippi
13.	Miami (FL)
14.	Florida State
15.	Southern California
16.	Clemson
17.	Arizona
18.	Louisiana State
19.	Mississippi State
20.	Long Beach State
21.	South Carolina
22.	North Carolina
23.	Louisiana-Lafayette
24.	Alabama
25.	College of Charleston

Weekly Rankings (June 27, 2005)

Date	BA	CB	SW
Pre	---	---	21 23
2- 7	---	---	21 23
2-14	---	---	21 24
2-21	---	---	---
2-28	---	---	24 ---
3- 7	---	---	---
3-14	---	---	---
3-21	---	---	---
3-28	---	---	---
4- 4	---	---	---
4-11	---	---	---
4-18	---	---	---
4-25	---	---	---
5- 2	---	---	---
5- 9	---	---	---
5-16	---	---	24 ---
5-23	20	12	19
5-30	15	12	19
6- 7	13	12	NP
6-14	14	13	NP
Final	14	13	16

Clemson's Final Rankings

Year	BA	CB	SW	1996	5	4	4
1987	10	10	NP	1997	---	---	24
1988	15	21	NP	1998	21	23	19
1989	14	14	NP	1999	17	13	14
1990	---	---	NP	2000	7	6	5
1991	4	8	NP	2001	17	13	14
1992	7	10	NP	2002	3	3	3
1993	17	17	16	2003	---	---	---
1994	4	9	9	2004	---	---	---
1995	8	8	8	2005	14	13	16

Clemson Had 68% Win Mark vs. Top 25 Teams

As stated earlier, Clemson had a 19-9 record against top-25 ranked teams in 2005, including a 11-9 record against top-10 teams and a 4-2 record against top-five opponents. The 19-9 record was a school record for winning percentage against top-25 foes. That 67.9 winning percentage was far ahead of the 61.5 winning percentage of the 1998 team that posted an 8-5 record against top-25 teams.

The 2005 team tied the school record for top-25 wins in a season. The 1994 team, Jack Leggett's first at Clemson, had a 19-12 record against ranked teams, while his 2002 team was 19-13 against top-25 foes.

The 2005 team also tied the school record for top-10 wins. Clemson was 11-9 against top-10 teams, tying the school record of 11, set by the 2000 club that had an 11-10 record against top-10 teams.

Best Winning % Against Top-25 Teams

Rk	Year	W-L	Win %
1.	2005	19-9	67.9
2.	1998	8-5	61.5
3.	1994	19-12	61.3
4.	1991	11-7	61.1
5.	1995	15-10	60.0
6.	2002	19-13	59.4

Most Wins Over Top-25 Teams

Rk	Year	W-L
1.	2005	19-9
	1994	19-12
	2002	19-13
4.	1995	15-10
5.	2000	14-13
6.	1993	13-10
	1996	13-10

Most Wins Over Top-10 Teams

Rk	Year	W-L
1.	2005	11-9
	2000	11-10
3.	1994	10-4
	2002	10-11
5.	1996	7-3

Clemson Reached 2,300 All-Time Wins

Clemson became the ninth team in NCAA history to reach the 2,300 all-time win mark when it defeated Wake Forest 6-5 on May 15, 2005. Clemson has a 2,310-1,283-29 all-time record in 108 years of baseball. Clemson also became the first team in the southeastern region of the United States to reach 2,300 wins. The Tigers joined Fordham, Texas, Southern California, Michigan, Stanford, Arizona State, Washington State, and Arizona in the elite company.

Clemson in 25-25 Club

Clemson made its 31st NCAA Tournament appearance on the diamond in 2005, one of just six schools to go to at least 30 baseball regionals. The Tigers have also been to 27 bowl games in its history, making the Tiger sports program one of just six schools in the country to compete in at least 25 bowl games and 25 NCAA Baseball Tournaments.

The other five schools to compete in at least 25 of each are Florida State, Miami (FL), Oklahoma, Southern California, and Texas. It is interesting to note that three of the six schools are from the ACC.

Fielding Near Record Rate

Clemson committed 84 errors in its 66 games and had a .968 fielding percentage. That mark was the fourth-best in school history. The 2002 team holds the record with a .971 fielding percentage. That team, which had the likes of current Major Leaguers Khalil Greene and Jeff Baker, committed 78 errors in 71 games.

Three Tigers Named to All-ACC Teams

Second-baseman Taylor Harbin and designated hitter Kris Harvey were both named First-Team All-ACC on May 23. Righthander Stephen Faris was the Tigers' lone second-team selection. Harbin became the first Clemson freshman to make the first team since 1997 (Ryan Mottl) and the first position player on the first team since 1991 (Billy McMillon).

Clemson Set Season Attendance Record

Clemson, who was selected to host an NCAA Regional, set the school record for average attendance in 2005. The Tigers drew 129,553 fans for their 32 home games, an average of 4,049 per game. That mark broke the previous record of 3,649, set in 2004. A reason for the high turnout is the fact that Clemson sold nearly 2,000 season tickets this season.

Tigers Tough to Beat at Home Under Leggett

In 12 seasons, Head Coach Jack Leggett has a 555-243 overall record at Clemson, including a 225-117 mark against ACC teams. He has been especially tough in home ACC series, where he has a 115-30 (.793) record. The ACC team with the most success has been Florida State, who has won seven games in 18 tries at Doug Kingsmore Stadium.

Even when an opposing ACC team is victorious at Clemson, it usually means that team only won one of three games. In 49 ACC home series under Leggett, Clemson has lost only four series...losing two of three to N.C. State in 1996, getting swept by Florida State in 2002, losing two of three to the Seminoles in 2004, and losing two of three to Georgia Tech in 2005. The Yellow Jackets also split a pair of games in a rain-shortened series in 1997.

Leggett Reached 900-Career-Win Mark

Jack Leggett, who won his 500th game as Clemson's head coach in 2004, won his 900th career game in the first game of a doubleheader at Maryland on March 26. The win came in dramatic fashion, as the team overcame an early three-run deficit and scored a run in the eighth to tie the score. Maryland then loaded the bases in the 10th inning, only to have reserve second-baseman Ben Hall make a tremendous, game-saving, leaping catch, which allowed Herman Demmink to hit a two-run double in the 13th inning to win the game. After the second game of the doubleheader, which the Tigers won 12-0, he was given a Gatorade shower outside the dugout.

Leggett, who was named 2005 ACC Coach-of-the-Year by SEBaseball.com, became just the 35th coach in NCAA history to reach the 900-career-win mark as a Division I head coach and holds a 932-533 (.636) record in 26 seasons.



2005 Clemson Baseball Notes



Leggett Leading a Consistent Winner

Head Coach Jack Leggett is 555-243 (.695) at Clemson in 12 seasons. The legendary Bill Wilhelm has the most wins of any Tiger coach with 1,161 in 36 seasons (1958-93) at Clemson. Leggett's 555 wins are second-most in school history. No other Clemson coach has more than 70 wins while in Tigertown.

Through Leggett's first 12 seasons at Clemson, he has 555 wins. Only five other programs (Florida State, Wichita State, Louisiana State, Miami (FL), Rice) have more wins over that span from 1994-05. Furthermore, he has led the Tigers to at least 39 wins every year he has been at the helm of the program. Clemson along with Florida State, Louisiana State, and Wichita State are the only programs in the nation to win at least 39 games every year since 1994.

Unloaded

Clemson hit a remarkable .481 (26-for-54) with the bases loaded in 2005, and totaled three grand slams and 74 RBIs. The team also slugged .778 in that situation. The most successful Tiger with the bases loaded was Andy D'Alessio, who was 6-for-9 with two homers and 18 RBIs. Kris Harvey, whose grand slam in the eighth inning at Virginia Tech on May 10 gave the Tigers the lead for good, was 4-for-6 with 11 RBIs. Taylor Harbin was 3-for-4 with eight RBIs with the bases full, including a two-out, walkoff, two-run single in the ninth inning to beat #6 Georgia Tech 6-5 on April 30.

Tigers Set School Record for Sacrifice Bunts

Clemson had a school-record 62 sacrifice bunts in 2005. That mark broke the old record of 47 held by the 2000 team. Six Tigers had at least six sacrifice bunts, including Brad Chalk (15), Adrian Casanova (12), Herman Demmink (8), Taylor Harbin (8), Stan Widmann (7), and Travis Storrer (6).

Casanova, Chalk Moved Runners Along

An area that Head Coach Jack Leggett stresses in practice and in games is the ability to get down sacrifice bunts. And in 2005, the team was able to lay down bunts to move runners into scoring position. Two players who were especially good at this were catcher Adrian Casanova and centerfielder Brad Chalk. Chalk set the school record with 15 sacrifice bunts, while Casanova had the third-most in Tiger history (12). The team's 62 sacrifice bunts were also a school-record for a single season, breaking the 2000 team's 47.

Tiger Single-Season Sacrifice Bunt Leaders

Rk	Player	Year	GP	Sac.
1.	Brad Chalk	2005	64	15
2.	Casey Stone	2000	69	14
3.	Adrian Casanova	2005	66	12
4.	Steve Pyzik	2001	52	11
5.	Doug Livingston	1995	68	9
	Ryan Riley	2001	62	9
7.	Herman Demmink	2005	65	8
	Taylor Harbin	2005	66	8
	Joe Taylor	1992	54	8
	Kurt Bultmann	1996	63	8
	Doug Roper	1998	58	8

Five Tigers Picked in Major League Draft

Five Tigers, highlighted by utility player Kris Harvey's selection in the second round, were taken in the Major League Draft from June 7-8, 2005. Harvey was drafted by the Florida Marlins, the same team his father (Bryan) was the closer for from 1993-95. Junior lefthander Robert Rohrbaugh was drafted in the seventh round by the Seattle Mariners.

On day two of the draft, senior righthander was drafted in the 35th round by the Detroit Tigers, junior catcher Adrian Casanova was drafted in the 44th round by the Detroit Tigers, and junior righthander Drew Fiorenza was drafted in the 45th round by the Cleveland Indians.

With the five selections, Jack Leggett has had a total of 52 players drafted in his 12 seasons as head coach at Clemson. Eight of those 52 players were drafted twice, meaning a Tiger has been drafted 60 times in his tenure. Thirteen more Tigers have signed free-agent contracts as well.

2005 Tiger Draftees

#	Player, Pos.	Cl.	Rd	Pick	Team
35	Kris Harvey, DH/RHP	Jr.	2	64	Marlins
44	Robert Rohrbaugh, LHP	Jr.	7	203	Mariners
27	Jeff Hahn, RHP	*Sr.	35	1,050	Tigers
29	Adrian Casanova, C	*Jr.	44	1,315	Tigers
42	Drew Fiorenza, RHP	Jr.	45	1,348	Indians

* - has spent one season as a red-shirt player

Freshmen Up the Middle

Many coaches will say that you must be strong "up the middle" to have a successful team. Well, Clemson relied upon three true freshmen at those three positions in 2005, and the three held their own. Taylor Harbin (2B), Stan Widmann (SS), and Brad Chalk (CF), all top-35 freshmen in the nation in the preseason according to **Baseball America**, showed flashes of outstanding defense in the field. Harbin committed only nine errors in 340 chances in the field. Widmann committed 25 errors, but his .925 fielding percentage was respectable for a freshman shortstop. He also had a .972 fielding percentage in ACC regular-season games, committing just four errors. Both Harbin and Widmann started every game at their respective positions. And Chalk made 108 putouts and five assists, as he showed tremendous range in centerfield. The three were big reasons the team had a .968 fielding percentage, just behind the school record of .971 (2002).

The trio also was impressive at the plate. Chalk was the team's top hitter. He hit .350 with a .458 on-base percentage. Harbin hit .343 with 64 runs scored, 28 doubles, four triples, 10 homers, 63 RBIs, and 29 multi-hit games. Widmann hit .289 after struggling early in the season. Therefore the three combined to hit .327 in 2005.

Harbin Impressive as a Freshman

In 66 games, freshman second baseman Taylor Harbin hit .343 with 64 runs scored, 28 doubles, four triples, 10 homers, 63 RBIs, and four stolen bases. The Travelers Rest, SC native led the team with 29 multi-hit games. Harbin also hit a team-best .391 with 14 doubles, six homers, and 30 RBIs in 30 ACC regular-season games.

Against #6 Georgia Tech on April 30, he hit a two-run walkoff single with two outs in the ninth to lift Clemson to a dramatic 6-5 win over Georgia Tech.

Unofficial RPI

Warren Nolan's RPI By Team

Rk	Team	W-L	Rating	SoS
1.	Mississippi	48-20	.621	2
2.	Tulane	56-12	.620	44
3.	Texas	56-16	.617	13
4.	Georgia Tech	45-19	.616	7
5.	Baylor	46-24	.609	1
6.	Clemson	43-23	.606	4
7.	Florida	48-23	.605	6
8.	Miami (FL)	41-19	.605	8
9.	North Carolina	41-19	.602	11
10.	College of Charleston	48-15	.602	48
11.	Oregon State	46-12	.602	68
12.	Cal. State-Fullerton	46-18	.600	25
13.	N.C. State	41-19	.596	18
14.	Coastal Carolina	50-16	.593	58
15.	Louisiana State	40-22	.593	10
16.	Southern California	41-22	.589	16
17.	Nebraska	57-15	.588	91
18.	Auburn	34-26	.587	3
19.	Arkansas	39-22	.585	17
20.	Mississippi State	42-22	.584	24
21.	Arizona State	42-25	.584	9
22.	Vanderbilt	34-21	.581	12
23.	Virginia	41-20	.581	46
24.	Alabama	40-23	.581	21
25.	Tennessee	43-21	.581	31
26.	Winthrop	44-22	.581	40
27.	Florida State	52-20	.581	62
28.	Long Beach State	37-22	.580	22
29.	Rice	44-19	.579	52
30.	Georgia	30-25	.578	5
31.	South Carolina	41-23	.578	26

Warren Nolan's RPI By Conference

Rk	Conference	Non-Conference W-L	Rating
1.	Southeastern	242-64	.562
2.	Big XII	217-72	.556
3.	Atlantic Coast	203-76	.544
4.	Pacific 10	173-105	.544
5.	Big West	162-117	.540

Ranking Clemson's Opponents By RPI

Rk	Team	*GP	*W-L	*W-L	Rating
4.	Georgia Tech	3	1-2	45-19	.616
5.	Baylor	3	1-2	46-24	.609
8.	Miami (FL)	4	4-0	41-19	.605
9.	North Carolina	3	2-1	41-19	.602
10.	College of Charleston	2	2-0	48-15	.602
13.	N.C. State	4	2-2	41-19	.596
14.	Coastal Carolina	3	2-1	50-16	.593
18.	Auburn	3	1-2	34-26	.587
23.	Virginia	5	2-3	41-20	.581
26.	Winthrop	1	0-1	44-22	.581
27.	Florida State	3	1-2	52-20	.581
30.	Georgia	2	0-2	30-25	.578
31.	South Carolina	4	2-2	41-23	.578
44.	East Carolina	1	0-1	35-26	.561
55.	California-Irvine	3	3-0	31-25	.551
69.	Wake Forest	3	3-0	28-30	.539
72.	Western Carolina	2	2-0	33-23	.536
75.	Elon	1	1-0	32-25	.534
81.	Oral Roberts	1	1-0	39-20	.531
105.	Furman	1	1-0	30-29	.517
116.	Virginia Tech	3	2-1	23-28	.511
134.	Maryland	3	3-0	25-31	.505
175.	West Virginia	1	1-0	24-29	.479
187.	Duke	3	3-0	14-39	.473
188.	Old Dominion	2	1-1	22-33	.473
213.	Wofford	1	1-0	17-37	.458
225.	North Carolina A&T	1	1-0	27-27	.449

* - head-to-head and through June 26; ^ - overall (against Division I teams only); Note: Rating only includes pre-NCAA Tournament games; there are 290 schools that play Division I baseball; ACC teams in **bold**.



2005 Clemson Baseball Notes



Atlantic Coast Conference

2005 ACC Standings

Rk	Team	ACC			Overall		
		W-L	Pct	GB	W-L	Pct	
1.	Georgia Tech	22- 8	.733	----	45-19	.703	
2.	Clemson	21- 9	.700	1.0	43-23	.652	
3.	Miami (FL)*	19-10	.650	2.5	41-19	.680	
4.	Florida State	19-11	.633	3.0	53-20	.726	
5.	North Carolina*	17-10	.625	3.5	41-19	.674	
6.	N.C. State	17-13	.567	5.0	41-19	.683	
7.	Virginia	14-14	.500	7.0	41-20	.672	
8.	Wake Forest	12-18	.400	10.0	28-30	.483	
9.	Virginia Tech	7-19	.269	13.0	23-28	.451	
10.	Maryland	7-23	.233	15.0	25-31	.446	
11.	Duke	5-25	.167	17.0	14-39	.264	

* - had one conference tie

ACC Hitting & Pitching By Team

Team	BA	Rk	ERA	Rk	Fld. %	Rk
Clemson	.305	4	3.94	4	.968	2
Duke	.263	11	6.72	11	.950	9
Florida State	.292	6	3.53	3	.967	4
Georgia Tech	.333	1	4.34	6	.966	5
Maryland	.287	8	5.18	8	.946	11
Miami (FL)	.321	2	4.19	5	.961	7
North Carolina	.294	5	3.17	2	.959	8
N.C. State	.311	3	4.47	7	.968	3
Virginia	.290	7	2.74	1	.975	1
Virginia Tech	.283	9	5.94	9	.965	6
Wake Forest	.282	10	6.21	10	.949	10

ACC Leaders in Batting Average (All Games)

Rk	Player	Team	H-AB	BA
1.	Shane Robinson	Florida State	122-286	.427
2.	Aaron Bates	N.C. State	91-214	.425
3.	Jon Jay	Miami (FL)	86-211	.408
4.	Wes Hodges	Georgia Tech	106-267	.397
5.	Ryan Zimmerman	Virginia	92-234	.393
6.	Ryan Braun	Miami (FL)	85-219	.388
7.	Bryan Thomas	Virginia Tech	71-185	.384
8.	Tyler Greene	Georgia Tech	100-269	.372
9.	Matt Wieters	Georgia Tech	83-227	.366

ACC Leaders in ERA (All Games)

Rk	Player	Team	IP	ERA
1.	Robert Woodard	North Carolina	98.1	2.11
2.	Jeff Kamrath	Virginia	101.2	2.12
3.	Cesar Carrillo	Miami (FL)	125.2	2.22
4.	Bryan Henry	Florida State	89.0	2.22
5.	Jonathan Hovis	North Carolina	61.0	2.51
6.	Stephen Faris	Clemson	97.0	2.60
7.	Andrew Miller	North Carolina	96.2	2.98
8.	Blake Wood	Georgia Tech	106.1	3.13
9.	Ryan Turner	Georgia Tech	70.2	3.31

ACC Leaders in Batting Average (ACC Games)

Rk	Player	Team	H-AB	BA
1.	Mike Trapani	Georgia Tech	35-78	.449
2.	Matt Wieters	Georgia Tech	48-107	.449
3.	Wes Hodges	Georgia Tech	56-125	.448
4.	Ryan Braun	Miami (FL)	48-113	.425
5.	Aaron Bates	N.C. State	46-109	.422
6.	Bryan Thomas	Virginia Tech	40-101	.396
7.	Jeremy Slayden	Georgia Tech	36-91	.396
8.	Taylor Harbin	Clemson	50-128	.391

ACC Leaders in ERA (ACC Games)

Rk	Player	Team	IP	ERA
1.	Bryan Henry	Florida State	51.0	1.59
2.	Jeff Kamrath	Virginia	60.1	2.24
3.	Jeff Stallings	N.C. State	36.1	2.48
4.	Robert Woodard	North Carolina	53.2	2.52
5.	Cesar Carrillo	Miami (FL)	64.1	2.94
6.	Josh Cribb	Clemson	60.2	3.56
7.	Ben Pfingraff	Maryland	42.1	3.61
8.	Andrew Miller	North Carolina	55.1	3.74

Harbin Named Second-Team All-American

Taylor Harbin was named a second-team All-American at second base by **Collegiate Baseball**. The Travelers Rest, SC native became the first Tiger freshman to be named to an All-America first, second, or third team in history. He was also named a freshman All-American by **Collegiate Baseball**. On the season, he hit .343 with 28 doubles, four triples, 10 homers, and 63 RBIs in 66 games. He also had an outstanding .974 fielding percentage.

Harbin Surpassed Freshman Doubles Mark

Taylor Harbin had a team-best 28 doubles in his freshman season. That mark was third-most in a season in Clemson history and was the second-highest figure in the nation in 2005. He broke the Tiger freshman record for doubles, previously held by Billy McMillon, who hit 26 in 1991. Khalil Greene, the current starting shortstop for the San Diego Padres, holds the single-season record with 33 doubles in his national-player-of-the-year season of 2002.

Harbin also had 42 extra-base hits, including 28 doubles, four triples, and 10 home runs. The 42 extra-base hits were the eighth-most in a season in Clemson history, and the most by a freshman in school history.

Against #4 Miami (FL) on May 21, Harbin hit three doubles, tying the school record for doubles in a game held by many. He almost hit four two-baggers in the game, but centerfielder Danny Figueroa made a diving catch at the fence in one of his at-bats.

Tiger Single-Season Double Leaders

Rk	Player	Year	GP	2B
1.	Khalil Greene	2002	71	33
2.	Kurt Bultmann	1997	60	31
3.	Taylor Harbin	2005	66	28
4.	Gary Burnham	1995	66	27
5.	Billy McMillon	1991	65	26
6.	Gary Burnham	1996	68	24
7.	Khalil Greene	2000	69	24
8.	Chuck Baldwin	1986	63	23
	Kevin Northrup	1992	64	23
	Shane Monahan	1994	75	23
	Gary Burnham	1997	64	23
	Kurt Bultmann	1999	68	23

2005 NCAA Division I Double Leaders

Rk	Player	Team	GP	HR
1.	Blake Lalli	Gardner-Webb	56	30
2.	Taylor Harbin	Clemson	66	28
3.	D.J. Wabick	College of Charleston	63	27
4.	Jeff Baisley	South Florida	64	26
5.	Andrew Larsen	Stony Brook	51	25
	Elliott Singletary	Maryland	51	25
	Ben Saylor	Brigham Young	54	25
	Karl Amonite	Auburn	58	25
	Chris Minaker	Stanford	59	25
	Trevor Crowe	Arizona	60	25

Harbin Went Off at N.C. State on April 23

Taylor Harbin became the 11th Tiger in history to hit three homers in a game when he did that at N.C. State on April 23. The freshman second baseman also went 5-for-5 with eight RBIs and a school-record 16 total bases in the Tigers' 16-9 victory. He broke the old total-base record of 15 that stood for nearly 43 years. Harbin also hit a triple and single, and lacked only a double for the cycle,

ironically a category he led the ACC on a per-game basis entering the series.

The Travelers Rest, SC native scored five runs in five plate appearances. He hit a single in the first, a triple in the second, a three-run homer in the fourth, another three-run homer in the sixth, and a solo homer in the eighth. The three long balls came on back-to-back-to-back pitches, as the last two homers came on the first pitch of each at-bat. Harbin, who was named ACC Player-of-the-Week thanks in part to his performance in that game, became just the fifth Tiger in history to hit three homers in an ACC game and the first since Shane Monahan did it in 1993 at N.C. State. In fact, three of the five three-homer games in ACC contests have taken place at N.C. State's Doak Field. Harbin's five hits were a career high as well, as he had not even totaled as many as four prior to the game.

Harbin Set Three Clemson Freshman Records

Taylor Harbin set three Clemson freshman records in 2005. The Tiger second baseman started all 66 games and established a freshman record for doubles (28), total bases (160), and extra base hits (42).

Below is a list of the current Clemson freshman records in each category followed by Harbin's stats in 2005. It should be noted that fellow freshman Brad Chalk actually had a higher batting average (.350) than Harbin.

Clemson Freshman Records

Category	Recordholder	Stat	Year	Harbin
Batting Average	Billy McMillon	.391	1991	.343
Games	Khalil Greene	69	1999	66
Games Started	Khalil Greene	68	1999	66
At-Bats	Jeff Baker	275	2000	274
Hits	Khalil Greene	98	1999	94
Runs	Billy McMillon	75	1991	64
Doubles	Taylor Harbin	28	2005	---
Home Runs	Matthew LeCroy	15	1995	10
RBIs	Matthew LeCroy	72	1995	63
Total Bases	Taylor Harbin	160	2005	---
Multi-Hit Games	Khalil Greene	31	1999	29
Extra Base Hits	Taylor Harbin	42	2005	---

Harbin's Fielding % Among Clemson Best

In addition to his contributions as a hitter (team leader in runs scored, hits, and doubles), freshman second-baseman Taylor Harbin was a big reason Clemson had a .968 team fielding percentage. That was near the Clemson single-season record pace of .971 set by the College World Series team of 2002.

In 66 games, Harbin had a .974 fielding percentage, a figure that was among the best in Clemson history among Tiger third basemen, shortstops, or second basemen. Harbin had just nine errors all year.

Harbin had 121 putouts and 210 assists to go with the nine errors for 340 total chances. The Clemson record for single-season fielding percentage by a Tiger non-first-baseman infielder is .988 by Billy Wingo in 1977.

Demmink Delivered From Leadoff Spot

Junior third-baseman and leadoff batter Herman Demmink (Midlothian, VA) provided game-winning heroics in the first game of a doubleheader at Maryland on March 26, as he hit a two-run double in the 13th inning to plate the winning runs. For the



2005 Clemson Baseball Notes



rest of the year, he was 72-for-195 (.369) in his last 46 games. Thanks to hitting safely in 40 of the last 46 games, which included 23 multi-hit games, and hitting safely in 16 of the last 17 games, he raised his season average to a .345 mark. He also had 17 doubles, four home runs, 41 RBIs, and a .408 on-base percentage in 65 games. Demmink was second on the team with a .412 batting average with runners in scoring position as well.

Colvin Had a 19-Game Hitting Streak

Sophomore outfielder Tyler Colvin (North Augusta, SC) was the team's hottest hitter during the season's first month, but then his average dipped to .272 in early April. But he upped his average thanks to his 19-game hitting streak that came to an end on May 1 against #6 Georgia Tech despite hitting the ball hard three times right at Yellow Jacket fielders. During the streak, he was 31-for-78 (.397).

Another reason for the lefthanded batter's surge was his ability to hit lefthanded pitchers. He was 26-for-78 (.333) against lefties in 2005. In his freshman season of 2004, he was just 1-for-14 (.071), so that area was a key to his improvement. Colvin also hit .333 with runners in scoring position in 2005.

Colvin Doubled His Game

Tyler Colvin, who received the 2005 Bob Bradley Award for being the Tigers' MVP in the four-game series against South Carolina, hit 22 doubles in 65 games in 2005, or 0.34 doubles per game. In his first 20 games of 2005, he hit just four doubles. But in the last 45 games, he hit 18 doubles.

He joined former Tiger great Khalil Greene (1999-02) in elite company when he hit three doubles at N.C. State on April 24. It was the 13th time in school history that a Tiger hit three doubles in a game. Ironically the last Tiger to do that was Colvin, who hit three in a game against Florida State in 2004. Greene, the San Diego Padres' starting shortstop, hit three doubles in a game on three different occasions. Therefore Colvin became only the second Tiger in history to have multiple three-double games.

D'Alessio Made Most of It

Sophomore first-baseman Andy D'Alessio (Naples, FL) would admit that did not have the season he hoped for, but the hits he had certainly counted in a big way. He had just 58 hits, but 30 went for extra bases, including 14 doubles, a triple, and 15 home runs. He also had 60 RBIs, which equates to 1.03 RBIs for every hit. A big reason for that is the fact that he was 6-for-9 with two grand slams, a double, and 18 RBIs with the bases loaded. He also had a team-high 25 two-out RBIs among his 60 total RBIs.

One of his best all-around games took place at Wake Forest on May 14. In that game, he went 3-for-6 with a homer, double, and six RBIs. But he was the Tigers' MVP in the game for a play he made in the field. With the score tied, the bases loaded, and two outs in the ninth inning, he backhanded a groundball in the hole that appeared to be headed into right field and threw to second base to record the inning-ending out, keeping the Tigers alive. Clemson went on to win 17-14 after his go-ahead, two-run double in the 11th inning.

D'Alessio Named Clemson Regional MVP

Andy D'Alessio came up big for the Tigers in the Clemson Regional from June 3-5 at Doug Kingsmore Stadium. In three games, he was 7-for-9 (.778) with four runs scored, four doubles, a homer, four RBIs, a 1.556 slugging percentage, four walks, a hit-by-pitch, an .857 on-base percentage, and a stolen base. He was named the Clemson Regional MVP thanks to his performance.

Harvey Up for Player-of-the-Year Awards

Junior pitcher/DH Kris Harvey (Catawba, NC) was one of 40 players selected to the Golden Spikes Award Watch List and one of 64 semifinalists for the Dick Howser Trophy in late April, which both went to the nation's top collegiate baseball player. Former Tiger great Khalil Greene won both awards in 2002. Earlier in 2005, Harvey was also selected to the Brooks Wallace Award watch list presented to the national player-of-the-year.

The versatile two-way player had an ACC-high 25 homers (including 14 in ACC regular-season games), 11 doubles, and 70 RBIs to go along with a .341 batting average in 65 games. He also was 5-4 with a 5.52 ERA as a starting pitcher, and struck out 52 against 28 walks in 62.0 innings pitched over 13 starts.

One of his highlights in 2005 came at Virginia Tech on May 10. With the Tigers trailing 2-1 in the eighth inning, the Hokies elected to intentionally walk Tyler Colvin to load the bases and face Harvey. Harvey promptly hit the first pitch over the fence in left-center for his first grand slam of the season. Clemson went on to win 6-2. Then in a three-game series against #4 Miami (FL) in May, he was 8-for-12 with three homers and six RBIs.

Harvey Had Week to Remember in March

Kris Harvey had one of the best all-around weeks and games in Clemson history during four games from March 16-20. In four games, three of which were against #9 North Carolina, he was 6-for-13 (.462) with five runs scored, two walks, a double, three homers, and 10 RBIs at the plate. For his efforts, he was named one of six national players-of-the-week by **Collegiate Baseball** along with being named ACC Player-of-the-Week.

His best game during the week was against the Tar Heels on March 19. He started on the mound and earned the victory by pitching 7.0 scoreless innings of one-hit ball. He did not allow a Tar Heel runner past second base. That same game, he hit two towering home runs to lead Clemson to a 9-1 win.

He pulled multi-faceted feat off again against Virginia on April 15. He hit two towering home runs and earned the win on the mound in 6.0 innings of work. Then in perhaps his greatest single moment as a Tiger, he hit a go-ahead, three-run homer at #8 South Carolina in the ninth inning to lift the Tigers to a 7-5 win.

Harvey Established Clemson Dual Record

Four times in 2005, Clemson junior Kris Harvey hit a home run at the plate and won the game on the mound in a single game. He became the first Tiger in history to do that four times in the same season, breaking the record of three single-season occur-

Tiger Tidbits

Clemson's Record...

In All Games:	43-23
At Home:	25-7
In Road Games:	15-13
At Neutral Sites:	3-3
In All ACC Regular-Season Games:	21-9
In Home ACC Regular-Season Games:	11-4
In Road ACC Regular-Season Games:	10-5
In All Non-ACC Regular-Season Games:	16-10
In Home Non-ACC Regular-Season Games:	11-3
In Road Non-ACC Regular-Season Games:	4-6
In Neutral Non-ACC Regular-Season Games:	1-1
In ACC Tournament Games:	2-2
In NCAA Tournament Games:	4-2
In February:	4-2
In March:	10-7
In April:	14-8
In May:	11-4
In June:	4-2
On Monday:	1-1
On Tuesday:	7-1
On Wednesday:	5-4
On Thursday:	2-0
On Friday:	9-4
On Saturday:	12-5
On Sunday:	7-8
After a Loss:	14-8
Against Top-25 Teams:	19-9
Against Top-10 Teams:	11-9
Against Top-5 Teams:	4-2
In Day Games:	20-15
In Night Games:	23-8
Against Lefty Starters:	9-10
Against Righty Starters:	34-13
In 1-Run Games:	7-9
In 2-Run Games:	3-2
In 3-Run Games:	5-2
When Scoring First:	31-8
When Leading After 7 Innings:	35-4
When Trailing After 7 Innings:	5-18
When Tied After 7 Innings:	3-1
When Leading After 8 Innings:	39-1
When Trailing After 8 Innings:	3-21
When Tied After 8 Innings:	1-1
In Extra Innings:	2-0
When Scoring 5 or More Runs:	38-6
When Allowing Less Than 5 Runs:	32-5
When Out-Hitting Opponents:	31-9
When Clemson Hit a Home Run:	32-11
When Clemson Committed 0 or 1 Errors:	27-14

Inning-By-Inning Scoring

Team	1	2	3	4	5	6	7	8	9	Ex.
Clemson	44	59	42	59	26	68	74	51	33	5
Opponents	28	24	46	42	35	41	19	32	31	0

Tiger Multiple Hit Game Leaders

# Player	2	3	4	5+	Total
4 Taylor Harbin	18	9	1	1	29
3 Herman Demmink	19	6	2	--	27
35 Kris Harvey	21	6	--	--	27
5 Travis Storrer	15	8	--	--	23
8 Brad Chalk	16	6	--	--	22
Clemson	136	49	4	2	191
Opponents	116	34	4	1	155

Tiger Multiple RBI Game Leaders

# Player	2	3	4	5+	Total
35 Kris Harvey	11	7	3	--	21
24 Andy D'Alessio	8	5	2	2	17
21 Tyler Colvin	9	4	2	--	15
4 Taylor Harbin	6	5	1	2	14
3 Herman Demmink	11	3	--	--	14
Clemson	71	28	10	4	113
Opponents	39	13	4	2	58



2005 Clemson Baseball Notes



2005 Tiger Homers

#	Player ^(#)	Opponent (Date)	Inn.	Outs	H	L/R
1.	Harvey ⁽¹⁾	California-Irvine (2/26)	8	0	1	R
2.	D'Alessio ⁽¹⁾	California-Irvine (2/27)	1	2	2	R
3.	Harvey ⁽²⁾	California-Irvine (2/27)	2	2	3	R
4.	Demmink ⁽¹⁾	Auburn (3/4)	7	1	2	L
5.	Storror ⁽¹⁾	Auburn (3/5)	8	0	2	R
6.	D'Alessio ⁽²⁾	Auburn (3/6)	2	0	1	L
7.	Casanova ⁽¹⁾	Auburn (3/6)	6	2	1	L
8.	D'Alessio ⁽³⁾	Auburn (3/6)	7	2	4	R
9.	Storror ⁽²⁾	South Carolina (3/12)	7	2	1	R
10.	Harbin ⁽¹⁾	South Carolina (3/13)	3	1	1	R
11.	Harvey ⁽³⁾	Furman (3/16)	2	1	3	L
12.	Hall ⁽¹⁾	Furman (3/16)	6	1	1	L
13.	Harvey ⁽⁴⁾	* North Carolina (3/19)	2	0	1	R
14.	Harbin ⁽²⁾	* North Carolina (3/19)	5	1	1	R
15.	Harvey ⁽⁵⁾	* North Carolina (3/19)	7	0	1	R
16.	D'Alessio ⁽⁴⁾	* North Carolina (3/20)	4	2	3	L
17.	Colvin ⁽¹⁾	Old Dominion (3/23)	3	2	2	L
18.	Demmink ⁽²⁾	* Maryland (3/26) ⁽¹⁾	5	2	1	R
19.	D'Alessio ⁽⁵⁾	* Maryland (3/26) ⁽²⁾	3	2	2	R
20.	Harbin ⁽³⁾	* Maryland (3/26) ⁽²⁾	6	1	2	R
21.	Harbin ⁽⁴⁾	Coastal Carolina (3/29)	5	2	2	R
22.	Demmink ⁽³⁾	* Florida State (4/3) ⁽²⁾	1	0	1	R
23.	Harvey ⁽⁶⁾	* Florida State (4/3) ⁽²⁾	4	2	1	R
24.	Harvey ⁽⁷⁾	* Duke (4/8)	5	1	1	R
25.	Harbin ⁽⁵⁾	* Duke (4/9)	7	0	2	R
26.	Andrade ⁽¹⁾	* Duke (4/9)	8	1	2	R
27.	Harvey ⁽⁸⁾	* Duke (4/10)	6	2	1	R
28.	Widmann ⁽¹⁾	* Duke (4/10)	7	1	1	R
29.	Colvin ⁽²⁾	Western Carolina (4/12) ^c	2	0	1	R
30.	D'Alessio ⁽⁶⁾	Western Carolina (4/12) ^c	4	2	2	R
31.	Storror ⁽³⁾	South Carolina (4/13)	2	1	1	R
32.	Harvey ⁽⁹⁾	South Carolina (4/13)	3	1	1	R
33.	Colvin ⁽³⁾	South Carolina (4/13)	7	1	1	R
34.	Harbin ⁽⁶⁾	South Carolina (4/13)	8	1	3	L
35.	Harvey ⁽¹⁰⁾	* Virginia (4/15)	4	2	1	R
36.	Harvey ⁽¹¹⁾	* Virginia (4/15)	6	2	1	R
37.	D'Alessio ⁽⁷⁾	Western Carolina (4/19)	2	0	2	R
38.	Colvin ⁽⁴⁾	South Carolina (4/20)	3	1	1	R
39.	Harvey ⁽¹²⁾	South Carolina (4/20)	9	2	3	R
40.	Harvey ⁽¹³⁾	* N.C. State (4/22)	6	0	2	R
41.	Casanova ⁽²⁾	* N.C. State (4/23)	2	1	3	L
42.	Harbin ⁽⁷⁾	* N.C. State (4/23)	4	1	3	R
43.	Harbin ⁽⁸⁾	* N.C. State (4/23)	6	1	3	R
44.	Widmann ⁽²⁾	* N.C. State (4/23)	7	2	1	R
45.	Harbin ⁽⁹⁾	* N.C. State (4/23)	8	0	1	L
46.	Harvey ⁽¹⁴⁾	* N.C. State (4/24)	4	1	3	R
47.	Demmink ⁽⁴⁾	Elon (4/26)	6	1	2	L
48.	Harvey ⁽¹⁵⁾	Elon (4/26)	7	0	2	R
49.	Harvey ⁽¹⁶⁾	Wofford (4/27)	4	0	1	L
50.	D'Alessio ⁽⁸⁾	Wofford (4/27)	7	1	4	R
51.	Harvey ⁽¹⁷⁾	* Georgia Tech (4/29)	5	0	1	L
52.	D'Alessio ⁽⁹⁾	* Georgia Tech (4/29)	5	1	2	L
53.	Widmann ⁽³⁾	* Georgia Tech (4/29)	7	0	2	R
54.	D'Alessio ⁽¹⁰⁾	* Georgia Tech (4/30)	5	1	1	R
55.	Storror ⁽⁴⁾	* Virginia Tech (5/8)	2	1	1	R
56.	D'Alessio ⁽¹¹⁾	* Virginia Tech (5/8)	4	0	2	R
57.	D'Alessio ⁽¹²⁾	* Virginia Tech (5/8)	9	2	2	R
58.	Casanova ⁽³⁾	* Virginia Tech (5/9)	9	1	2	L
59.	Storror ⁽⁵⁾	* Virginia Tech (5/10)	2	2	1	R
60.	Harvey ⁽¹⁸⁾	* Virginia Tech (5/10)	8	1	4	R
61.	Pierce ⁽¹⁾	* Virginia Tech (5/10)	9	1	1	R
62.	Casanova ⁽⁴⁾	* Wake Forest (5/14)	4	1	3	R
63.	D'Alessio ⁽¹³⁾	* Wake Forest (5/14)	8	1	3	R
64.	D'Alessio ⁽¹⁴⁾	College of Charleston (5/17)	6	1	1	R
65.	Harvey ⁽¹⁹⁾	* Miami (FL) (5/19)	4	1	2	R
66.	Harvey ⁽²⁰⁾	* Miami (FL) (5/20)	5	2	1	R
67.	Harvey ⁽²¹⁾	* Miami (FL) (5/20)	7	2	2	L
68.	Colvin ⁽⁵⁾	* Miami (FL) (5/21)	6	0	3	R
69.	Widmann ⁽⁴⁾	* Miami (FL) (5/26)	4	0	2	R
70.	Harbin ⁽¹⁰⁾	+ N.C. State (5/27)	7	2	1	R
71.	Storror ⁽⁶⁾	+ Virginia (5/28)	4	2	2	L
72.	Harvey ⁽²²⁾	+ Virginia (5/28)	8	0	1	L
73.	Harvey ⁽²³⁾	\$ Oral Roberts (6/5)	4	2	1	R

(continued on next page)

rences established by Damon Vincent in 1961 and 1962. Vincent has the career record for this unusual accomplishment with six.

Hitting a home run and gaining the pitching victory in the same game is unusual since college baseball adopted the designated hitter rule in 1974. Between 1974 and this season, a Clemson player hit a home run and was the winning pitcher in the same game just five times. Harvey did it four times in one year.

Harvey first accomplished the feat on February 27 when he struck out seven and allowed just two earned runs in 5.2 innings pitched in addition to hitting a home run in a victory over UC Irvine. That accomplishment took place 23 years to the day after Jimmy Key beat Valdosta State in a game in which he also homered. It was the only time Key accomplished the feat at Clemson, and the only other time this feat has been accomplished in the month of February in Tiger history.

Twice in 2005 Harvey hit two home runs in a game he has also won as Clemson's pitcher. He accomplished that on March 19 against North Carolina and April 15 against Virginia. Harvey is the only player in school history to hit two home runs and earn the win in the same game in Clemson history. Harvey also had a home run and a win against Duke on April 8. That was one of his finest pitching performances as a Tiger, as he gave up just two earned runs, struck out nine, and walked just one in 7.0 innings pitched.

Vincent is one of just two Tigers to pitch a complete game shutout and hit a home run in the same game. He did that against Wake Forest on May 14, 1962 when he hit struck out 17 batters (sixth-highest total in Clemson history) in a 6-0 victory in Belmont, NC. Dave Van Volkenburg is the only other Tiger to hit a home run and pitch a shutout in the same game. He accomplished the feat against Jacksonville on April 23, 1969, a game in which he struck out 10. It is also interesting the note that Billy O'Dell struck out 18, the third-highest single-game total in Clemson history, and hit a home run in a 4-2 victory over Furman on April 23, 1952.

Harvey led the ACC in home runs (25), seven more than then next closest player, and was only three victories behind the team leader in wins (5). No Tiger has ever led the team in both categories in the same season. Jarrod Schmidt had 16 home runs and seven wins in 2001, but did not lead the team in either category. But, Schmidt is the only Tiger to hit at least 15 home runs and win seven games on the mound in the same season.

Home/Victory Games By a Tiger

Player	Date	Opponent	HR	IP-ER-BB-SO
Greg Guin	4-22-81	Georgia Tech	1	4.0-1-1-2
Jimmy Key	2-27-82	Valdosta State	1	4.0-3-1-2
Chuck Baldwin	5-5-86	South Carolina	1	5.0-0-1-3
Jarrod Schmidt	4-9-00	N.C. State	1	5.1-2-3-4
Jarrod Schmidt	4-21-01	Georgia Tech	1	9.0-1-1-4
Kris Harvey	2-27-05	UC Irvine	1	5.2-2-1-7
Kris Harvey	3-19-05	North Carolina	2	7.0-0-5-5
Kris Harvey	4-8-05	Duke	1	7.0-2-1-9
Kris Harvey	4-15-05	Virginia	2	6.0-3-3-3

Note: The above list include all Tigers who have hit a homer and earned a pitching victory in a single game since the DH rule came into effect in 1974.

Harvey Tied for Second in Homers Nationally

Kris Harvey hit 25 home runs in 2005, ranking tied for second-most in a season in Clemson history. Khalil Greene holds the school record with 27 in his national-player-of-the-year season of 2002. Of Harvey's ACC-leading 25 homers, 14 came in ACC regular-season games. He also hit 18 homers at home and had four multi-homer games in 2005. The 25 homers tied for the second-most in the nation in 2005.

Clemson Single-Season Home Run Leaders

Rk	Player	Year	GP	HR
1.	Khalil Greene	2002	71	27
2.	Kris Harvey	2005	65	25
	Jeff Baker	2002	68	25
	Michael Johnson	2002	71	25
5.	Eric Macrina	1991	69	24
	Matthew LeCroy	1997	64	24
7.	Jeff Baker	2001	60	23
8.	Jim McCollom	1985	64	21
9.	Keith Williams	1993	65	19
10.	Eric Macrina	1990	53	18
	Michael Johnson	2001	62	18
	Lou Santangelo	2004	64	18

2005 NCAA Division I Home Run Leaders

Rk	Player	Team	GP	HR
1.	Matt LaPorta	Florida	70	26
2.	Kris Harvey	Clemson	65	25
	Adam Tucker	Birmingham-Southern	57	25
4.	Jason Maxey	Towson	57	23
	Jeff Larish	Arizona State	67	23
6.	Mark Aranda	New Mexico State	54	22
	Adam Carr	Oklahoma State	59	22
	Beau Mills	Fresno State	59	22
9.	Steve Pearce	South Carolina	58	21
	Brian Pettway	Mississippi	68	21

Harvey Named All-American

Kris Harvey was named a second-team All-American (DH) by **Baseball America** and third-team All-American (DH/Athlete) by the National Collegiate Baseball Writers Association (NCBWA) on June 16. Harvey tied for second in the nation with 25 home runs. The 25 homers also tied for second-most in a season in Clemson history. On the year, he hit .341 with 11 doubles, 70 RBIs, and a .687 slugging percentage. Harvey, a second-round draft pick of the Florida Marlins in 2005, ended the season on a 14-game hitting streak. On the mound, he was 5-4 with a 5.52 ERA and 52 strikeouts in 62.0 innings pitched.

Storror Had a 19-Game Hitting Streak

Junior outfielder Travis Storror (Mount Vernon, WA) had a 19-game hitting streak from April to May that ended on May 21 against Miami (FL). Thanks to the streak, he raised his batting average to .346 with six homers and 43 RBIs. During the streak, he hit .425 (31-for-73). It tied for the longest streak by a Tiger in 2005, tying Tyler Colvin's 19-game hitting streak in April. After going 0-for-2 against the Hurricanes on May 21, he ended the season on a 10-game hitting streak. Therefore he hit safely in 29 of the last 30 games of 2005.

Chalk's Bat a Plus

Freshman centerfielder Brad Chalk (Greer, SC) was in the starting lineup mainly because of his defensive abilities and range in the outfield. But he



2005 Clemson Baseball Notes



raised his batting average to a team-best .350 figure along with his team-best .458 on-base percentage, as he provided a spark in the lineup. He was effective when batting in the #2 spot in the batting order, where he was 60-for-160 (.375) with a .485 on-base percentage. After the team's first 12 games, his batting average stood at .192. But his average steadily climbed thanks to him going 60-for-159 (.377) in his last 47 games.

In the ACC Tournament at Jacksonville, FL, he had two hits in each of Clemson's four games. He was 8-for-17 (.471) with two walks and a stolen base in the tourney. He also had 13-game hitting streak in May and was named a freshman All-American by Collegiate Baseball.

Chalk Led Team in Average as Freshman

Brad Chalk did what no other Tiger freshman had done since 1991...lead the team in batting average. He was 70-for-200 in his freshman season, good for a team-best .350 batting average. The last Tiger freshman to lead the club in batting average was Billy McMillon in 1991. McMillon, who went on to play in the Major Leagues, hit .391 that year.

Ben Hall

That name instantly brings memories of the former Tiger tight end rumbling into the endzone at South Carolina in 2003, but this Ben Hall made his presence felt on the diamond in limited action. The junior second baseman from Ormond Beach, FL hit .319 (15-for-47) with five doubles, a triple, a home run, and nine RBIs in 34 games off the bench and three starts. He was also 11-for-30 (.367) as a pinch-hitter.

Perhaps the highlight of his young Tiger career came in the field in the first game of a double-header at Maryland on March 26. With the bases loaded and two outs in the 10th inning, Dan Melvin lined what appeared to be the game-winning, walkoff single to right field. But Hall, all of 5'10", leaped and speared the liner at second base to keep the Tigers alive. Clemson went on to win 6-4 in 13 innings. The win was a landmark one, as it was Head Coach Jack Leggett's 900th of his career. Then in the second game of the doubleheader, he came off the bench and hit two doubles late in Clemson's 12-0 victory.

Cribb Control

Junior righthander Josh Cribb (Lake View, SC) exhibited excellent control as both a starter and reliever in 2005. In 15 starts and four relief appearances, he had a 3.54 ERA against outstanding competition. He also struck out 97 against only 24 walks (four of which were intentional), good for a 4.0-to-1 strikeout-to-walk ratio.

In three seasons with the Tiger program, he has made 17 starts and 35 relief appearances for a total of 195.0 innings pitched. He has a 3.65 career ERA and has allowed just 45 walks while striking out 174. His 2.08 walks per nine innings pitched mark is second-best in school history. His 3.87 strikeout-to-walk ratio is also second-best in school history.

Fewest Career Walks Per Nine Innings

Rk	Player	Year(s)	BB/9 IP
1.	Phillip Lowery	1986-88	1.71
2.	Josh Cribb	2003-05	2.08
3.	Scott Berney	2000	2.12
4.	Jimmy Roller	1959-61	2.13
5.	Kris Benson	1994-96	2.22
6.	George Stone	1984,85	2.31
7.	Stephen Faris	2004,05	2.33
8.	Andy Taulbee	1992-94	2.35
9.	Jason Dawsey	1993-95	2.57
10.	Tommy Qualters	1975-78	2.62

Note: Min. 100 innings pitched.

Career Strikeout-to-Walk Ratio

Rk	Player	Year(s)	K/BB
1.	Kris Benson	1994-96	4.51
2.	Josh Cribb	2003-05	3.87
3.	Billy O'Dell	1952-54	3.61
4.	Andy Taulbee	1992-94	3.22
5.	Phillip Lowery	1986-88	3.19
6.	Ken Vining	1994-96	3.19
7.	Jason Dawsey	1993-95	3.17
8.	Jimmy Roller	1959-61	3.00
9.	Larry Meekins	1974,75	2.96
10.	Patrick Hogan	2001-04	2.75

Note: Min. 100 innings pitched.

Strictly Starting

Josh Cribb had a 4.04 strikeout-to-walk ratio in 19 appearances in 2005, which included 15 starts. That 4.04 mark is sixth-best in Clemson history. His 3.87 figure in 2004 is eighth-best in Tiger history.

But if one just looks at his 15 starts, his stats were even better. In 99.2 innings pitched over 15 starts, he had 87 strikeouts against only 16 walks to go along with a 6-4 record and 3.16 ERA. The 5.44 strikeout-to-walk ratio would be third-best in a season in Clemson history.

In his last five starts, he had three complete games and two shutouts. In those 40.0 innings pitched, he allowed just nine earned runs (good for an 2.03 ERA), 33 hits, and five walks while striking out 34. Two of those three starts came against a top-10 Miami (FL) team that was hitting near .330. He also won six of his last seven decisions after starting the year 2-4.

Cribb Had First Tiger Shutout in Two Years

Josh Cribb came up big when the team needed him the most at Virginia Tech on May 9. The pitching staff was struggling entering his start, and he did not start during the previous weekend series against Georgia Tech. So Head Coach Jack Leggett called upon the junior righthander, and he responded with a six-hit shutout of the Hokies in his first career complete game. He walked just one and struck out six in the Tigers' 7-0 win.

Cribb became the first Tiger to pitch a shutout since 2003 (Tyler Lumsden), and the first Tiger to do so in an ACC game since 2001 (Steve Reba). Later that week at Wake Forest on May 14, he pitched 3.0 innings in relief, allowing one run on three hits to earn the win in Clemson's 17-14 win in 11 innings. Thanks to those two outings, he was named ACC Pitcher-of-the-Week.

A week later, he allowed just two runs and one walk with nine strikeouts in 7.0 innings pitched to earn the win against #4 Miami (FL). He earned ACC Pitcher-of-the-Week honors for the second-straight week for that performance. Then in the ACC Tour-

2005 Tiger Homers (cont'd)

74. D'Alessio ⁽¹⁹⁾	\$ Oral Roberts (6/5)	4	2	2	R
75. Harvey ⁽²⁴⁾	\$ Oral Roberts (6/5)	6	1	1	R
76. Harvey ⁽²⁵⁾	¶ Baylor (6/13)	2	1	1	L

* - ACC regular-season game; ° - due to inclement weather, game was completed on Apr. 19 at Clemson, SC; + - ACC Tournament at Jacksonville, FL; \$ - NCAA Regional at Clemson, SC; ¶ - NCAA Super Regional at Waco, TX; ° - 1...solo, 2...2-run, 3...3-run, 4...grand slam; Note: **Bold** denotes a Clemson home game.

Clemson's All-Time Walkoff Home Runs

Player	Opponent (Date)	Score	RBI
Bill Barnett	Furman (4/22/53)	13-12	1
Calvin Weeks	East Tennessee State (3/15/69)	5-4	1
Mike Ward	Virginia Tech (3/21/69)	5-4	1
Billy Weems	Toledo (3/24/77)	5-3	2
Bill Foley	Mississippi (5/20/77)	8-7	1
Robbie Allen	Wake Forest (3/14/80)	5-4	1
Jimmy Key	Wake Forest (4/24/81)	6-5	1
Chuck Baldwin	Alabama (4/2/85)	5-4	1
Brian Kowitz	Georgia (2/25/88)	13-12	1
Joe DeBerry	Ohio (3/20/90)	6-4	2
Billy McMillon	Columbus (3/30/91)	2-1	1
Chad Phillips	Southwest Missouri State (3/20/93)	5-4	1
Seth Brizek	N.C. State (4/8/94)	10-8	2
Doug Livingston	Coastal Carolina (3/2/96)	8-7	3
Eric DeMoura	North Carolina (5/6/97)	5-4	3
Jeff Baker	Winthrop (4/3/02)	6-4	2
Michael Johnson	East Tennessee State (4/23/03)	6-3	3
Brad McCann	Georgia Tech (4/25/03)	9-7	3

Walkoff Hits Under Jack Leggett

Player	Opponent (Date)	Score	Hit	RBI
Gary Burnham	Wake Forest (3/5/94)	5-4	1B	1
Seth Brizek	N.C. State (4/8/94)	10-8	HR	2
Mike Eydenberg	Wake Forest (4/10/94)	6-5	1B	1
David Miller	North Carolina (3/31/95)	3-2	1B	1
Doug Livingston	Coastal Carolina (3/2/96)	8-7	HR	3
Eric DeMoura	North Carolina (5/6/97)	5-4	HR	3
Kurt Bultmann	N.C. State (4/17/98)	11-10	1B	1
Brian Ellis	South Carolina (4/21/99)	5-4	1B	2
Patrick Boyd	Virginia (5/1/99)	5-4	1B	1
Kurt Bultmann	N.C. State (5/19/99)	7-6	1B	1
Brian Ellis	Wake Forest (4/15/00)	6-5	2B	1
Casey Stone	Florida State (5/7/00)	5-4	1B	1
Khalil Greene	Coastal Carolina (4/11/01)	8-7	1B	1
Steve Pyzik	North Carolina (4/28/01)	10-9	1B	1
Zane Green	Virginia (5/13/01)	5-4	1B	1
Khalil Greene	South Carolina (3/3/02)	11-10	2B	1
Jeff Baker	Winthrop (4/3/02)	6-4	HR	2
Jeff Baker	Nebraska (6/14/02)	11-10	2B	1
Russell Triplett	Winthrop (3/4/03)	5-4	1B	1
Michael Johnson	East Tennessee State (4/23/03)	6-3	HR	3
Brad McCann	Georgia Tech (4/25/03)	9-7	HR	3
Steve Pyzik	Duke (5/4/03)	7-6	1B	1
Garrick Evans	North Carolina (5/11/03)	5-4	2B	1
Russell Triplett	N.C. State (4/23/04)	2-1	1B	1
Zane Green	N.C. State (4/24/04)	4-3	1B	1
Travis Storrer	Charleston Southern (5/5/04)	3-2	1B	1
Russell Triplett	North Carolina (5/26/04)	7-6	1B	1
Andy D'Alessio	Virginia (4/16/05)	3-2	1B	1
Taylor Harbin	Georgia Tech (4/30/05)	6-5	1B	2

Note: Walkoff homers in **bold**.



2005 Clemson Baseball Notes



2005 Honors

Jack Leggett • Head Coach • 12th Year
• ACC Coach-of-the-Year by SEBaseball.com

#29 Adrian Casanova • C • *Jr.
• 44th-round draft pick of the Tigers

#8 Brad Chalk • OF • Fr.
• Freshman All-American by Collegiate Baseball

#21 Tyler Colvin • OF • So.
• Bob Bradley Award winner as Tiger MVP in the four-game series against South Carolina

#48 Josh Cribb • RHP • *Jr.
• All-ACC Tournament selection
• Clemson (SC) Regional All-Tournament selection
• Two-time ACC Pitcher-of-the-Week

#24 Andy D'Alessio • 1B • So.
• Clemson (SC) Regional MVP
• Clemson (SC) Regional All-Tournament selection

#3 Herman Demmink • 3B • Jr.
• Clemson (SC) Regional All-Tournament selection

#20 Stephen Faris • RHP • So.
• Second-Team All-ACC selection
• ACC Pitcher-of-the-Week

#42 Drew Fiorenza • RHP • Jr.
• 45th-round draft pick of the Indians

#27 Jeff Hahn • RHP • *Sr.
• 35th-round draft pick of the Tigers

#4 Taylor Harbin • 2B • Fr.
• Second-Team All-American by Collegiate Baseball
• Freshman All-American by Collegiate Baseball
• First-Team All-ACC selection
• First-Team All-ACC by SEBaseball.com
• ACC Player-of-the-Week
• Invited to the USA National Team trials

#35 Kris Harvey • DH • Jr.
• Brooks Wallace Award Watch List
• Dick Howser Trophy Semifinalist
• Golden Spikes Award Watch List
• Second-Team All-American by Baseball America
• Third-Team All-American by NCBWA
• First-Team All-ACC selection
• Second-Team All-ACC by SEBaseball.com
• Clemson (SC) Regional All-Tournament selection
• Second-round draft pick of the Marlins
• National Player-of-the-Week by Collegiate Baseball
• Two-time ACC Player-of-the-Week

#44 Robert Rohrbaugh • LHP • Jr.
• Seventh-round draft pick of the Mariners

#5 Travis Storrer • OF • Jr.
• Second-Team All-ACC by SEBaseball.com
• Clemson (SC) Regional All-Tournament selection

nament against the same top-10 Hurricane club, he went the distance in Clemson's 9-1 win. He allowed one run, six hits, and no walks with eight strikeouts in pitching the first complete game by a Tiger in the ACC Tournament since 2000. He was named to the ACC All-Tournament team as one of just two pitchers as well.

He earned his fourth-straight honor in as many weeks when he was named to the Clemson Regional All-Tournament team thanks to pitching a two-hit shutout against #22 College of Charleston on June 4. Cribb threw just 98 pitches, allowing one walk with six strikeouts. College of Charleston, who easily led the nation in batting average entering the tournament, did not advance a runner past second base, while the two hits included a bunt single and a bloop single to left field. It was the seventh time in school history a Tiger pitched a shutout in an NCAA Tournament game, and his two hits were the least allowed in any of those seven shutouts. It also ended the Cougars' streak of 135 consecutive games without being shut out dating back to 2003.

On the season, Cribb was 8-5 with a 3.54 ERA and 4.0 strikeout-to-walk ratio in a team-high 109.1 innings pitched. He also won six of his last seven decisions after starting the year 2-4.

Faris Friday Starter

Sophomore righty Stephen Faris (Richmond, VA) allowed only 28 earned runs in 97.0 innings pitched over 10 starts and 10 relief appearances in 2005, and had a team-best 2.60 ERA. In two-straight starts, against Georgia on April 6 and #4 South Carolina on April 13, he pitched complete games in both contests, as he allowed just 10 hits and three earned runs combined in the two games. Then on May 13, he pitched another complete game at Wake Forest, allowing only one run on six hits in the Tigers' 4-1 win.

Faris, who was 6-4 with a save, allowed just 89 hits and 25 walks while striking out 79, and allowed only 16 extra-base hits, including only one homer. Opponents only hit .251 off him as well.

Faris Wheeled & Dealed Complete Games

Stephen Faris pitched back-to-back complete games in two April starts, becoming the first Tiger to do that since 2000 (Ryan Mottl). Clemson had just one complete game each of the last three seasons. And he did that against two teams that played in the 2004 College World Series. Against Georgia on April 6, he allowed five hits, one earned run, and three walks while striking out eight. Then a week later on April 13, he shut down #4 South Carolina, who was coming off a three-game sweep at #6 Louisiana State, in another complete-game five-hitter. This time the Tigers were victorious, as Faris allowed two runs and one walk while striking out seven. He became the first Tiger to pitch a complete game against the Gamecocks since 1997 (Matt White). His performance was a big reason the Tigers snapped the Gamecocks' nine-game winning streak. He also earned ACC Pitcher-of-the-Week honors for that performance.

Then on May 13, he pitched another complete game in Clemson's 4-1 win at Wake Forest. He allowed just six hits and one walk while striking out five. He became the first Tiger to toss three com-

plete games in a single season since 1996, when Kris Benson (7) and Ken Vining (3) both had at least three. That 1996 team had 12 complete games in all. Josh Cribb also pitched three complete games in 2005.

Rohrbaugh Second in the ACC in League Wins

Junior lefty Robert Rohrbaugh (Littlestown, PA) had an 8-3 record and 4.22 ERA in 16 starts and three relief appearances (96.0 innings pitched) in 2005. The quiet hurler was a pitcher Head Coach Jack Leggett liked to call upon because he was a pitcher who performed on a consistent basis. Rohrbaugh was Mr. Reliable for Leggett the past three years. And in 2005, he had a 6-1 record in ACC regular-season games. The six wins in the league were the second-most, trailing only Cesar Carrillo, who was 8-1 in 10 ACC starts for Miami (FL) in 2005.

Hahn Appeared Often

Fifth-year senior righthander Jeff Hahn (Winchester, VA) made 23 relief appearances and two starts in 2005. He allowed 57 hits and 27 walks while striking out 59 in 60.1 innings pitched to go along with a 3.13 ERA and a team-high three saves.

One of his highlights of this season came in his home state, at Virginia Tech on May 10. With the Tigers trailing 2-1, he entered the game and pitched the final 5.0 innings, allowing no runs on two hits to earn the win thanks to the Tigers rallying for a 6-2 victory.

With 25 appearances in 2005, Hahn became just the second Tiger in history to make at least 20 appearances in four different seasons. Matt Additon, who has a school-record 98 appearances, did the same from 1997-00.

Hahn entered the season with 63 career appearances, nine of which were in a starting role. Add his 23 relief appearances and two starts in 2005, he made 88 career appearances (tied for second-most in Clemson history) and 77 career relief appearances (fourth-most in Clemson history).

Clemson Career Appearance Leaders

Rk	Player	Year(s)	App.
1.	Matt Additon	1997-00	98
2.	Jeff Hahn	2002-05	88
	Thomas Boozer	1999-02	88
4.	Scott Winchester	1993-95	87
5.	Patrick Hogan	2001-04	79
6.	Brian Barnes	1986-89	78
	Steve Reba	1999-02	78
	Paul Harrelson	2000-03	78
9.	Aaron Jersild	1988-91	75
10.	Jeff Sauve	1992-95	73

Clemson Career Relief Appearance Leaders

Rk	Player	Year(s)	RA
1.	Matt Additon	1997-00	93
2.	Scott Winchester	1993-95	87
3.	Thomas Boozer	1999-02	79
4.	Jeff Hahn	2002-05	77
5.	Paul Harrelson	2000-03	75
6.	Patrick Hogan	2001-04	71
7.	Jerome Santivaschi	1985,87-89	68
8.	Jay Bevis	1969-72	67
	Tim Peele	1988-91	67
10.	Eric Bradford	1990-92	65



2005 Clemson Baseball Notes



Graduate Tigers

Senior righthander Jeff Hahn (marketing), senior catcher Gene Pierce (civil engineering), and junior infielder Daniel Pritchard (marketing) all received their undergraduate degrees at commencement ceremonies in Littlejohn Coliseum on May 13.

Tigers Set School Record in the Classroom

The Clemson baseball program set a team record for highest GPA in a single semester during the spring, 2005 semester. The team combined for a 3.00 GPA in the spring and a 2.97 GPA for the 2004-05 school year. A total of 20 players made the honor roll (3.0 GPA or higher) in the spring, including seven of eight freshmen. The freshmen combined for a 3.39 GPA in the spring and a 3.22 GPA for the school year. In the fall, a record 21 players made the honor roll as well, when the team had a then-record 2.94 semester GPA.

Gene Pierce, who graduated on May 13, 2005 with a degree in civil engineering, had a perfect 4.0 GPA for the spring semester and finished with a 3.30 GPA for his career. Jeff Hahn and Daniel Pritchard also received their marketing degrees on May 13. A total of 22 of the 34 team members have a cumulative GPA of 3.0 or better and have combined for a school-record 2.99 GPA. Below is a list of Tigers who excelled in the classroom in the spring, 2005 semester.

President's List

# Player	Pos.	Cl.	Major
28 Gene Pierce	C	*Gr.	Civil Engineering

* - has spent one season as a red-shirt player; Note: Includes players with a GPA of 4.00 for the spring, 2005 semester.

Dean's List

# Player	Pos.	Cl.	Major
17 Chris Fidrych	LHP	Fr.	Pre-Business
50 Chris Howard	RHP	*Fr.	English
8 Brad Chalk	OF	Fr.	Pre-Business
32 Aaron Eubanks ^o	LHP	*Fr.	Secondary Education
4 Taylor Harbin	2B/SS	Fr.	Sports Management
6 Stan Widmann	SS	Fr.	Sports Management

* - has spent one season as a red-shirt player; ^o - no longer on the team; Note: Includes players with a GPA of 3.50-3.99 for the spring, 2005 semester.

Honor Roll

# Player	Pos.	Cl.	Major
47 David Kopp	RHP	Fr.	Undeclared
12 Jesse Ferguson	OF	*So.	Sports Management
3 Herman Demmink	3B	Jr.	Economics
20 Stephen Faris	RHP	So.	Community Recreation Management
16 Ben Hall	2B/1B	Jr.	Sports Management
40 Alex Martin	LHP	Fr.	Pre-Business
24 Andy D'Alessio	1B	So.	Sports Management
41 Daniel Moskos	LHP	Fr.	Health Science
48 Josh Cribb	RHP	*Jr.	PRTM
42 Drew Fiorenza	RHP	Jr.	Marketing
15 John Ingram	INF/OF	*So.	Marketing
23 Tanner Leggett	SS/2B	*So.	Marketing
44 Robert Rohrbaugh	LHP	Jr.	Sports Management

* - has spent one season as a red-shirt player; Note: Includes players with a GPA of 3.00-3.49 for the spring, 2005 semester.

Berken Out for Season

Junior righthander Jason Berken (De Pere, WI), who missed most of last half of 2004, was out for all of 2005, as he recovered from "Tommy John" surgery. Berken, who was the team's #1 starter en-

tering 2004, has a career record of 9-3 and a 2.90 ERA in 105.2 innings pitched. He hopes to be at full strength in 2006.

To prove his value to the team, he was voted one of two captains by his teammates for 2005 (joining Daniel Pritchard). His leadership qualities and competitive spirit have been noted time and time again by Head Coach Jack Leggett.

Four Tigers Among Nation's Top-35 Freshmen

Clemson relied on 14 newcomers in 2005, and that group was ranked as the #12 recruiting class in the nation by both **Baseball America** and **Collegiate Baseball**. Four of the signees were listed in the top 35 of **Baseball America's** top-50 freshman list entering 2005. Clemson was the only school in the nation to have four freshmen listed in the top 50.

Among the freshmen listed were righthander David Kopp (#9), shortstop Stan Widmann (#14), second-baseman Taylor Harbin (#17), and outfielder Brad Chalk (#34). Sophomore first baseman Andy D'Alessio (#17) and junior pitcher/DH Kris Harvey (#48) were also listed among the top 50 of their classes.

Clemson's Field Rated Tops in the Nation

Doug Kingsmore Stadium's playing surface is one of the best in the country thanks to the dedication of many members of the Clemson Grounds Crew. Mike Echols, Supervisor of Athletic Grounds for the past four years and former Tiger golfer (1981-83), heads up the team that was recently honored.

In January of 2005, the American Baseball Coaches Association and Turface Athletics awarded Echols and the grounds crew, which includes many volunteers, as having the best collegiate baseball field in the country based on their exemplary infield and turf maintenance programs. Clemson received a crystal trophy recognizing its excellence in maintenance, one ton of Turface MVP sports field conditioner, and \$400 designated for field maintenance equipment.

"Mike and his staff exemplify what Clemson is all about," said Head Coach Jack Leggett. "They exhibit tremendous pride and a never-ending work ethic."

"We play on many fields and are familiar with a lot of grounds crews. But our players and coaches always comment that we have the best. The pride in their work is far above any I've ever seen. Our players, coaches, and fans appreciate their dedication to Clemson Baseball and our facility."

PawVision Moved to Doug Kingsmore Stadium

Clemson's video replay board, known as "PawVision," was moved from Memorial Stadium, home of Tiger football, to Doug Kingsmore Stadium, home of Tiger baseball, prior to the 2005 season. It was erected on March 4 in left-centerfield. Below the replay board is a scoreboard, like the old one in right-center. Enhanced graphics, replays, and real-time stats thanks to PawVision is yet another reason Doug Kingsmore Stadium is one of the best college baseball facilities in the country.

Tigers in the Majors in 2005

Clemson had four former players on opening-day Major League rosters. The list includes 2002 teammates Khalil Greene (San Diego Padres) and Jeff Baker (Colorado Rockies). The other two former Tigers in the Majors were also teammates on Clemson College World Series teams. Both Kris Benson (New York Mets) and Matthew LeCroy (Minnesota Twins) were teammates on Clemson's 1995 and 1996 College World Series teams.

Greene and Baker both started on opening day for their respective teams against each other. Baker actually hit a home run in his second Major League at-bat, and finished the game with a pair of hits and two RBIs. Greene had two hits and two RBIs in the second game of the series between San Diego and Colorado on April 6.

That same day, LeCroy hit a three-run homer in the fourth inning to help the Twins to victory. The native of Belton, SC is in his sixth year in the Major Leagues. He entered this season with 41 career home runs, including a career-high 17 in 2003. Tim Teufel has the record for most home runs in the Major Leagues by a former Clemson player. He belted 86 home runs between 1983-93.

Benson started the season on the disabled list with the New York Mets. Benson was 12-12 last year with the Pittsburgh Pirates and the Mets. He has a career record of 47-53 in his five Major League seasons.

Two Tigers who were on Major League rosters last year, Billy Koch and Billy McMillon, were not on opening-day rosters in 2005. McMillon is in the minor leagues with the Boston Red Sox organization. He is a veteran of six Major League seasons, including 2004 when he played in 52 games for the Oakland Athletics.

When Baker started the season in Colorado, he became the 38th former Tiger baseball player to appear in a Major League game. Clemson had five former players in the Major Leagues during the 2004 season, and 31 others played at some level of minor league baseball.

Tigers Go 1-2 at the Baseball at The Beach

Clemson went 1-2 in the Baseball at The Beach tournament at Myrtle Beach, SC from February 18-20 to open the season. The Tigers won their opening game 7-2 over West Virginia, but lost the last two games against host Coastal Carolina and East Carolina. The Tigers went their last 17 innings without scoring a run. Clemson hit .204 combined in the three games, including just 4-for-28 (.143) with runners in scoring position in the tourney and 1-for-15 in the two losses. Freshman Taylor Harbin had an impressive debut. He was 5-for-12 (.417) with three doubles, a walk, and three steals in three attemps. He also did not strike out and was errorless in 12 chances at second base. The pitching staff had a 4.97 ERA and .273 opponents' batting average, but had 25 strikeouts against only eight walks, better than a 3-to-1 strikeout to walk ratio. Junior transfer Adrian Casanova also threw out two of four basestealers in the tourney.

In the season-opener against West Virginia, junior righthander Josh Cribb pitched 6.0 effective innings to earn the win in the Tigers' 7-2 victory on February 18. It was Clemson's first season-open-



2005 Clemson Baseball Notes



ing victory since 2002, as the Tigers improved to 10-0 all-time against the Mountaineers. Cribb earned the victory pitching less than 50 miles from his hometown of Lake View, SC. He scattered nine hits and two runs without allowing a walk. Freshmen Brad Chalk and Taylor Harbin had two hits apiece to pace the Tigers' 10-hit attack. A five-run second inning put Clemson up for good. Clemson did not commit an error in 42 chances in the field. West Virginia had 10 hits, including six doubles, but could not piece together a big inning.

In the second game, pinch-hitter DJ Burns hit a walkoff single in the ninth inning to give Coastal Carolina a 3-2 win over the Tigers on February 19. Clemson scored two runs in the first inning, highlighted by Kris Harvey's run-scoring single. The Tigers held the lead until the eighth inning, when Mike Costanzo's RBI groundout tied the score 2-2. The Chanticleers, the home team, then won the game in the ninth. Costanzo also earned the win in relief. Four Tiger pitchers combined to allow just four hits, including two hits and one run by starter Robert Rohrbach. Clemson stranded 10 runners on base.

In game three, East Carolina scored 10 runs in the first five innings and cruised to a 10-0 victory on February 20. Mike Flye limited the Tigers to just three hits in 7.0 innings pitched to earn the win. Meanwhile, the Pirates, coached by former Tiger player and assistant coach Randy Mazey, had 13 hits, including at least one by nine different players. Tiger starter Kris Harvey suffered the loss, only the second of his career.

Tigers Sweep #18 UC Irvine

Clemson swept #18 UC Irvine in a three-game series at Doug Kingsmore Stadium from February 25-27. The Tigers outscored the Anteaters 18-8 and outhit them .289 to .235 in the series. Clemson was aided by nine Anteater errors in the series, while the Tigers committed just two. Tiger pitchers combined for a 2.67 ERA and 30 strikeouts in 27.0 innings pitched. Taylor Harbin led the Tigers with three doubles, a triple, and a single in 11 at-bats. Kris Harvey had a solid series, as he picked up a win in a starting role, and added two homers and six RBIs at the plate.

In game one, Clemson scored a run on two errors on one play in the eighth inning to propel the team to a 3-2 win on February 25. Pitcher Nash Robertson's throw to second base on an attempted sacrifice bunt was errant, and another throwing error on the same play allowed Brad Chalk to score all the way from first base for the go-ahead run. The Anteaters committed four errors in the game after committing just four in their first eight games of the season. Josh Cribb, who did not factor in the decision, struck out eight batters in 6.1 innings pitched. Alta Loma, CA native Daniel Moskos, whose hometown is just 50 miles from Irvine, CA, earned the win by retiring the only batter he faced in the eighth inning. Stephen Clyne picked up his first career save by striking out the side in the ninth inning. Tyler Colvin and Adrian Casanova paced the Tigers with two hits apiece.

In game two, Tyler Colvin's game-winning RBI on a fielder's choice in the ninth inning propelled Clemson to a 5-4 win on February 26. The Tigers led 4-2 after eight innings, but the Anteaters had a

two-out rally in the ninth inning to tie the score. Harbin's one-out, bloop double in the ninth inning was key to the Tigers' win. He was later on third with the bases loaded, and scored on Colvin's groundout that the Anteaters could not turn into a double play. The throwing error on the play was their fourth of the game and eighth of the series. Freshman Stan Widmann had three hits, while Harvey added the first homer by a Tiger in 2005, a solo shot in the eighth inning. Drew Fiorenza picked up his first career win in relief.

In game three, the Tigers scored 10 runs in the first three innings and cruised to a 10-2 win on February 27. Eleven different Tigers had at least one hit in Clemson's 13-hit attack. Harvey earned the win by pitching 5.2 innings, and allowing two runs, six hits, and one walk while striking out seven. He also had four RBIs, including a three-run homer. Harbin and Herman Demmink were both 2-for-2, while Harbin hit his sixth double. Clemson had six hits with runners in scoring position after totaling just seven in its first five games. UC Irvine stranded 12 runners on base, including five in the first two innings without scoring a run.

Clemson Wins Series Finale at Auburn

Clemson went 1-2 at Auburn from March 4-6. The Tigers lost a heartbreaker in game one 6-5 and then lost Saturday 8-4, but came back strong to trounce the SEC Tigers 14-3 in the series finale. The hitters' ballpark (extremely fast infield and wind blowing out most of the series) saw Clemson total 44 hits in the three games and hit .352. Clemson also committed just one error and had a .991 fielding percentage. Tyler Colvin was spectacular in the series, going 8-for-12, including a 5-for-5 performance in game one. Travis Storrer was 7-for-15, and Taylor Harbin had five hits, including two more doubles to raise his season total to eight in nine games. Clemson hit five homers on the weekend, including two by Andy D'Alessio in game three. The middle-infield-freshman combination of Harbin and Stan Widmann went errorless in a combined 35 chances in the field as well.

In game one, Auburn scored three runs in the bottom of the ninth inning to rally for a 6-5 win on March 4. Clemson took a 4-3 lead in the seventh inning on Herman Demmink's two-run homer and added another run in the ninth. But Auburn used two walks and four singles, including the game-winner by Philip Stringer, to defeat the Tigers. Clemson was called for three balks, while reliever David Kopp suffered the loss. Tyler Colvin was 5-for-5, while Demmink had two doubles and a two-run homer to pace the Tigers' 14-hit attack.

In game two, Auburn jumped out to a 7-0 lead and cruised to an 8-4 win on March 5. Auburn pounded out 17 hits, including at least two hits by six different players. Josh Sullivan pitched 6.2 solid innings to earn the win, while Ben Sprague hit a three-run homer in the fourth inning to blow the game open. Clemson had 11 hits, including three each by Harbin and Widmann. Robert Rohrbach allowed 10 hits in 3.0 innings, as he suffered the loss. Clemson was errorless for the second straight game.

In game three, Clemson exploded for 19 hits in a 14-3 victory on March 6. D'Alessio led the way with two homers and six RBIs, including his first ca-

reer grand slam. Adrian Casanova added his first homer as a Tiger, and Storrer had three hits. Twelve Tigers had at least one hit in all. Kris Harvey earned the win, as he pitched 6.1 innings, allowing two earned runs on nine hits while striking out five. Clemson had 12 two-out RBIs after totaling just one in the first two games of the series. Clemson also had 13 of its 19 hits with two outs, while Auburn was 0-for-11 with runners in scoring position. The ACC Tigers broke a 2-2 tie after five innings and scored 12 runs over the last four frames.

Winthrop Shuts Down Tigers 8-2

Kevin Slowey pitched a complete game four-hitter to lead Winthrop to an 8-2 win over Clemson on March 9 at Doug Kingsmore Stadium. The righthander allowed just two runs on four hits and no walks while striking out five. He faced the minimum three batters in eight of the nine innings. David Kopp suffered the loss in his first career start. The Eagles scored six runs in the first three innings and cruised to the win, totaling 12 hits in all. Kris Harvey had a two-run double to account for the Tigers' only runs.

Gamecocks Outlast Tigers Twice

South Carolina won both games of the home-and-home series over the Tigers on March 12,13. Clemson out-hit South Carolina .310 to .284, but the Gamecocks outscored the Tigers 12-8. Six Tigers had at least three hits in the two-game series, including four by Taylor Harbin.

Brendan Winn's two-run homer in the sixth inning led #4 South Carolina to a 6-3 win over Clemson in front of 5,617 fans at Doug Kingsmore Stadium on March 12. The Gamecocks added two more runs in the seventh inning before Travis Storrer homered to cut the lead to 6-3. Starter Aaron Rawl earned the win for South Carolina, while Jason Fletcher earned the save. Tiger starter Josh Cribb suffered his first loss of the season. Harbin, Kris Harvey, and Stan Widmann each had two hits to contribute for six of the team's nine hits. Winn was one of five Gamecocks with two hits, as he added a game-high three RBIs as well.

The following day in Columbia, South Carolina scored three runs in the eighth inning after a costly Tiger error to defeat Clemson 6-5 at Sarge Frye Field on March 13. The Tigers took a 5-3 lead in the seventh inning thanks to a two-run double by Storrer and RBI single by Tyler Colvin, but the Gamecocks capitalized on two Tiger miscues in the eighth. With one out and a runner on first base, reliever David Kopp's throw to first base on a ground ball was errant, allowing a run to score and the tying run to advance to third base. It was the first error by a Tiger pitcher in 2005. Michael Campbell tied the score with an RBI triple, and a "miscommunication" double to right-center by Winn proved to be the difference. Clemson out-hit South Carolina 13-7 and was led by Colvin's three hits. Harbin added his first homer as a Tiger and was one of three other Tigers with two hits. Harvey pitched 7.0 innings, allowing just two earned runs on four hits, but did not factor in the decision.



Tigers Defeat Furman 11-1

Clemson pounded out 15 hits en route to an 11-1 victory over Furman on March 16 at Doug Kingsmore Stadium. The Tigers scored nine runs in the first two innings, highlighted by a three-run double in the first inning by Andy D'Alessio and a three-run homer by Kris Harvey in the second inning. Brad Chalk was a perfect 3-for-3 with two walks, while Stan Widmann added three hits. Ben Hall also hit his first homer as a Tiger. Stephen Faris pitched 5.0 shutout innings in a starting role to earn the win. The win broke the Tigers' three-game losing streak.

Tigers Rebound to Win Series vs. #9 Tar Heels

Clemson won two of three games over #9 North Carolina from March 18-20 at Doug Kingsmore Stadium. After losing a heartbreaker 2-1 in game one, the Tigers outscored the Tar Heels 16-4 in the final two games to take the series. Kris Harvey had a tremendous series, going 5-for-11 with three runs scored, a double, two homers, and seven RBIs at the plate. He also pitched 7.0 scoreless innings of one-hit ball to earn the win in game two. Taylor Harbin was also 5-for-11 with a homer and double. The Tigers hit just .226 in the series, but walked 14 times and played excellent defense, committing just two errors in the series, while North Carolina committed eight. The Tiger pitching staff was superb, as it allowed just 21 hits, six runs, and seven walks while striking out 25 in 27.0 innings pitched.

In game one, the two teams combined for 25 strikeouts, as North Carolina escaped with a 2-1 victory. Andrew Miller struck out 11 and allowed just one unearned run on two hits in 7.0 innings to improve to 5-0 on the season. Jonathan Hovis pitched 2.0 scoreless innings to earn the save. The loss spoiled an outstanding effort by Tiger starter Josh Cribb, who struck out a 10 in 7.2 innings pitched. He also did not walk a batter and allowed only two runs, but suffered the loss. Harbin has two of the Tigers' three hits, while freshman Reid Fronk led the Tar Heels with three hits. Clemson stranded seven runners on base and could not score after getting the leadoff runner on base in four different innings.

In game two, Harvey hit two homers and pitched 7.0 scoreless innings of one-hit ball to lead the Tigers to a 9-1 win. Harvey earned the win, as he improved to 3-1. He added two solo home runs, his fourth and fifth of the year. Harbin added a double, a homer, and two RBIs, while Herman Demmink had two singles and two RBIs as well. Clemson batters struck out just once and walked seven times. A five-run sixth inning put the game out of reach. North Carolina did not have a runner go past second base until two outs in the ninth inning when a run-scoring double by pinch-hitter Bryan Steed prevented the shutout. Daniel Bard suffered the loss, as three of his six career losses have come against the Tigers.

In game three, Harvey had two hits and four RBIs to lead the Tigers to a 7-3 victory and series win. Andy D'Alessio gave the Tigers the lead with a long three-run homer in the fourth inning. Harvey then drove in the next four runs. Robert Rohrbaugh earned the win by pitching 6.1 innings, allowing two runs and one walk on six hits. North Carolina committed four errors to the Tigers' none.

Tigers Split Two Games at Old Dominion

Clemson split a two-game series at Old Dominion from March 22-23 at Bud Metheny Complex. Both games were one-run decisions, as Clemson came out on top in the first game 1-0. Old Dominion won game two 3-2. Tiger pitchers combined to allow just eight hits and one earned run in the two-game set.

In game one, David Kopp and Stephen Faris combined on a two-hit shutout of Old Dominion in a 1-0 win on March 22. Kopp, who was making just his second career start and first on the road, allowed just two hits and one walk to earn his first career win. Faris pitched the final 2.0 innings without allowing a hit with three strikeouts to earn his first career save. The Monarchs did not have a runner go past second base. Tyler Colvin's two-out, run-scoring double in the seventh inning proved to be the game-winner. Taylor Harbin scored the winning run after reaching on a throwing error and advancing to third on another throwing error by the pitcher on a failed pickoff attempt.

In game two, two Tiger errors led to two unearned runs in Old Dominion's 3-2 win on March 23. The Monarchs scored the winning run in the fifth inning on a wild pitch by Jeff Hahn. Hahn, pitching in his home state of Virginia, struck out a career-high 10 batters in 5.2 innings pitched. For the second-straight night, Colvin had all the Tiger RBIs, as he lined a two-run homer in the third inning. Clemson outlived Old Dominion 7-6, but left nine runners on base.

Clemson Sweeps Maryland in College Park

Clemson outscored Maryland 32-7 in a three-game series sweep at College Park from March 25-26. The Tigers upped their ACC win streak to five games, improving to 5-1 in league play. Clemson hit .326 in the series compared to Maryland's .190 average. Brad Chalk had seven hits in 11 at-bats, while Herman Demmink added six hits, including three doubles and a homer from his leadoff spot. Meanwhile, the pitching staff had a stellar 1.74 ERA and struck out 35 compared to just eight walks in the series. Each Tiger starting pitcher went 7.0 innings, and the bullpen did not allow a run and allowed just four hits with 12 strikeouts in 10.0 innings pitched. Maryland was hindered by 11 errors in the series as well.

In game one, Clemson pounded out 14 hits en route to a 14-3 win at Maryland on March 25. Freshmen Chalk and Taylor Harbin each had three hits. Chalk scored four runs and reached base safely in all five of his plate appearances, while Harbin added two doubles. Clemson scored at least two runs in five different innings and capitalized on six Terrapin errors. Josh Cribb allowed just two earned runs, five hits, and one walk while striking out seven in 7.0 innings pitched to earn the win. Cribb along with relievers Daniel Moskos and Drew Fiorenza combined to strikeout 10 against only one walk.

In game two, which was the first game of a doubleheader on March 26, Clemson won a 6-4 thriller in 13 innings to give Head Coach Jack Leggett his 900th career win. Demmink's two-run double with two outs in the 13th inning proved to be the game-winner. Demmink homered earlier in the game as well, as he was 4-for-6 with three RBIs. Ben

Hall's spectacular leaping catch with the score tied, two outs, and the bases loaded in the 10th inning prevented the Terrapins from walking off with the win. Reliever Stephen Faris pitched 6.0 scoreless innings of two-hit ball out of the bullpen to earn the win. He also struck out six. Maryland left 16 runners on base.

In game three, which was the second game of a doubleheader on March 26, Clemson exploded for eight runs in the third inning to blast Maryland 12-0 and sweep the series. Andy D'Alessio's two-run homer in the third was the highlight of the inning. Harbin added a homer and three RBIs, while Demmink hit two doubles in the third inning. Robert Rohrbaugh struck out nine batters in 7.0 innings pitched to earn the win. The Terrapins had only two runners reach second base and none reached third base in the entire game. Eleven different Tigers had at least one hit, while all nine starters had at least one hit and scored at least one run through three innings.

Tigers Sweep #25 Coastal Carolina

Clemson swept a two-game series against #25 Coastal Carolina at Doug Kingsmore Stadium from March 29-30 by a combined score of 22-6. Moreover, the Tigers hit .397 in the two games against Coastal Carolina, who started its #1 and #2 starters on the mound, while the Tigers started their #4 and #5 starters. Travis Storrer was 5-for-7 with four RBIs in the two games, while Andy D'Alessio, Herman Demmink, and Kris Harvey all added four hits apiece. Tyler Colvin added three doubles and four RBIs as well. Clemson hit nine doubles, a triple, and a homer, and committed just two errors in the series.

In game one, Clemson scored eight runs in the first two innings to cruise to a 14-5 win on March 29. In the second inning alone, the Tigers hit five doubles and scored five runs after two men were out and no one on base. The Tigers hit seven doubles, a triple, and a homer, as they totaled 17 hits. No Tiger had more than two hits, but Colvin hit two two-run doubles. Taylor Harbin added a two-run homer and three RBIs. David Kopp earned the win, as he allowed just two runs, six hits, and one walk while striking out five in 6.0 innings pitched. The Tigers' streak of not allowing a runner to reach third base ended at 15 innings in the game as well.

In game two on March 30, Clemson totaled 14 more hits to down the Chanticleers 8-1. Storrer, Harvey, and D'Alessio each had three hits, as the Tigers cruised after jumping out to a 5-1 lead after three innings. Jeff Hahn allowed one unearned run in 6.0 innings pitched to earn the win, while he and three other Tiger hurlers combined to strand 13 Chanticleers on base. Clemson was aided by getting the leadoff runner on base in six of the eight innings in which it batted.

Seminoles Take Two From Tigers

Florida State won two games over the Tigers in a three-game series at Dick Howser Stadium from April 2-3. Despite the series loss, Clemson outlived the Seminoles .282 to .266 and outscored them 12-11. The Tigers suffered two close losses, including a one-run heartbreaker in the middle game. The Tigers committed just two errors in the series, one on a catcher's interference and one by an outfielder.



2005 Clemson Baseball Notes



Herman Demmink continued his hot hitting by going 6-for-12 with a homer and three RBIs, while Taylor Harbin added five hits.

In game one, Barret Browning allowed four hits and one unearned run in 7.2 innings pitched to lead the Seminoles to a 3-1 victory on April 2. Andy D'Alessio had two of Clemson's four hits, while Florida State totaled 10 hits, including four players with four hits apiece. Stephen Faris pitched 4.0 scoreless innings of one-hit all with six strikeouts in relief. Clemson left nine men on base, while the Seminoles left 11 stranded. Prior to the game, the field was dedicated and named Mike Martin Field.

In game two, which was the first game of a doubleheader on April 3, Florida State scored a run in the ninth to defeat the Tigers 5-4. Aaron Cheesman's squeeze bunt plated Shane Robinson for the winning run, as first-baseman Andy D'Alessio tried the flip ball with his glove towards home. If he had not, the ball would have rolled foul. The Tigers had tied the score in the top of the ninth on Jesse Ferguson's two-out single off the right-field wall. In the sixth inning, the Tigers looked like they had tied the score on a ground ball by Stan Widmann, but he was ruled out at first base on the tail-end of a 4-6-3 double play despite television replays clearly showing he had beaten the throw.

In game three, which was the second game of a doubleheader on April 3, Clemson totaled 17 hits in a 7-3 win. Five Tigers had multiple-hit games, including three hits each by Demmink, Harbin, Widmann, and Adrian Casanova. Shane Robinson's 40-game hitting streak came to an end one game short of the ACC record of 41 held by former Tiger Rusty Adkins (1965-66). Robinson was 0-for-4 with a walk and ended the game with a lineup to right field. Robert Rohrbaugh pitched 6.0 effective innings, allowing three runs on six hits, to earn the win. Jeff Hahn earned his first save of the year by pitching 3.0 scoreless innings of one-hit ball. Demmink and Kris Harvey both hit solo homers as well. A four-run sixth inning distanced the Tigers enough to hold on for the win.

Bulldogs Sweep Tigers in Midweek Series

Despite being out-hit in both games, Georgia defeated Clemson twice in a home-and-home, mid-week series from April 5-6. Clemson had 23 hits in the series to Georgia's 15, but the Tigers left 17 runners on base to the Bulldogs' 11.

In game one, Jason Jacobs' two-out, two-run single in the eighth inning propelled Georgia to an 11-10 win over Clemson at Foley Field on April 5. The Tigers, who out-hit the Bulldogs 17-10, ended the game with pinch-hitter Doug Hogan lining out to the right fielder with the bases loaded in the ninth inning. Tiger pitchers walked nine batters, three more than the previous season high. Taylor Harbin and Andy D'Alessio each had three hits apiece, while Harbin added two more doubles. Clemson hit six doubles in all, but Georgia answered the Tigers' scoring innings in the third, fifth, seventh, and eighth innings with at least as many runs as Clemson scored. The Tigers had a 5-0 lead, but the Bulldogs rallied to hand Clemson its first loss in 13 games when scoring at least six runs in 2005.

In game two, Georgia scored four runs in the first four innings and held off Clemson for a 4-1 win

on April 6. Jonathan Wyatt had two hits and two RBIs, and robbed Kris Harvey of a two-run home run with a leaping catch in left field. Lefthander Mickey Westphal pitched 7.0 scoreless innings of four-hit ball to earn the win, while Stephen Faris pitched the first complete game of his career and by a Tiger in 2005. He allowed just five hits and three walks while striking out eight, but three of his four runs allowed were unearned thanks to his costly throwing error in the fourth inning. The Tigers out-hit the Bulldogs 6-5, but left seven on base to Georgia's three. Stan Widmann led the Tigers with two hits and the lone RBI. Andy D'Alessio, the potential tying run, struck out on a full-count pitch up and out of the zone to end the game. It was the first Bulldog win at Doug Kingsmore Stadium in 11 tries against the Tigers under Head Coach Jack Leggett.

Tigers Sweep Blue Devils Thanks to Big Innings

Clemson outscored Duke 36-15 in a three-game sweep at Doug Kingsmore Stadium from April 8-10. However, Duke held at least a two-run lead in every game, but the Tigers used big innings to break the games open. The Tigers had an eight-run inning and a 12-run inning in the series. Kris Harvey was 5-for-10 with eight runs scored, a double, two homers, and four RBIs in the series. Ten other Tigers had at least two RBIs in the series thanks to the team going an incredible 21-for-34 (.618) with runners in scoring position. Duke stranded 28 runners on base in the series to Clemson's 11. Tiger pitchers struck out 31 batters as well in the series.

In game one, Clemson scored eight runs in the sixth inning to defeat Duke 9-3 on April 8. The Tigers had eight of their hits in the sixth inning as well. Ben Hall and David Williams both had key hits off the bench in the sixth inning. The Tigers had 11 baserunners in the game, and nine of them scored. Clemson left just one runner on base. Harvey hit a solo homer in the fifth inning. Herman Demmink and Harvey each had two hits as well. Harvey struck out nine batters in 7.0 innings pitched to earn the win. He allowed five hits, two earned runs, and one walk. Harvey and Daniel Moskos combined to strike out 13 in the game.

In game two, Clemson overcame another early deficit to down the Blue Devils 11-6 on April 9. Adrian Casanova and Brad Chalk each had two doubles, while Casanova scored a game-high three runs. Taylor Harbin hit a two-run homer and a run-scoring single as well. Jorge Andrade added his first career homer, an opposite-field two-run shot in the eighth inning. Four of Clemson's first six runs were scored by players who had walked a day after Duke did not walk any batters. Robert Rohrbaugh earned the win in 6.2 innings pitched.

In game three, the Tigers scored 12 runs in the eighth inning to sweep the Blue Devils 16-6 on April 10. The 12-run eighth inning was the most ever in an eighth inning in school history. The 12-run inning also tied for the sixth-most runs in a single inning in Clemson history. The Tigers had only scored 10 runs in the eighth inning through the first 30 games of the season. Duke took a 6-4 lead in the top of the eighth, but 12 runs on 11 hits blew the game open. The eighth was the first time during the game that Clemson had its leadoff batter reach base. Chalk, Harbin, and Tyler Colvin each had two hits

and scored two runs in the eighth inning. Harvey and Stan Widmann each hit solo homers, as Widmann's first career long ball tied the score 4-4 in the seventh inning. The Tigers, who were 11-for-16 with runners in scoring position, totaled 17 hits in all, including a 3-for-4 performance by Harvey. Harvey also scored five runs and had three RBIs. Reliever Stephen Clyne earned his first career win, while Duke left 15 runners on base to Clemson's five.

Tigers Outlast Catamounts in Suspended Game

In a game that started at Cullowhee, NC on April 12 and ended at Clemson on April 19, the Tigers outlasted Western Carolina 7-4. Stephen Faris pitched the final 5.0 innings without allowing an earned run to earn the win. Clemson scored three runs in the seventh inning to pull away. Tyler Colvin hit a double, homer, and drove in three runs, while Andy D'Alessio added a two-run homer.

Tigers Blast #4 South Carolina 12-2

Clemson hit four homers and broke #4 South Carolina's nine-game winning streak with a 12-2 win on April 13 at Doug Kingsmore Stadium. Travis Storrer, Kris Harvey, Tyler Colvin, and Taylor Harbin each hit long balls. Stephen Faris pitched his second-straight complete game, becoming the first Tiger to do that since 2000 (Ryan Mottl). It was also the first complete game by a Tiger pitcher against the Gamecocks since 1997 (Matt White). Faris allowed just two runs, five hits, and one walk while striking out seven. Every Tiger starter had at least one hit and scored at least one run. Brad Chalk had a game-high three hits in four at-bats, while Harbin added five RBIs.

Tigers Win Two of Three Over Virginia

Clemson won two of three games over Virginia from April 15-17 at Doug Kingsmore Stadium. Clemson won the first two games by scores of 13-4 and 3-2, while Virginia won game three 9-2. Clemson's infielders did not commit a single error in the field in the series. Tiger pitchers also allowed just three extra-base hits in the series.

In game one, Clemson scored the final 12 runs of the game after trailing 4-1 entering the bottom of the sixth inning to down Virginia 13-4 on April 15. Kris Harvey hit two solo homers, and earned the win on the mound by pitching 6.0 innings and allowing seven hits and three earned runs. It was the second time in 2005 that he hit two homers and earned a victory in a starting role in the same game. Clemson scored five runs in the sixth inning after the first two batters were retired, then scored seven runs in the seventh inning. The Tigers also turned four doubles plays, including three ground-ball double plays off the bat of Ryan Zimmerman.

In game two, Clemson scored two runs in the ninth inning to defeat Virginia 3-2 in front of 5,595 fans on April 16. The Tigers took a 1-0 lead in the eighth inning on a bases loaded walk by Stan Widmann. But Virginia came right back and scored two runs in the top of the ninth inning. But the Tigers responded, totaling four singles in the bottom of the ninth. Tyler Colvin's RBI single tied the score, then Andy D'Alessio hit a walkoff single through the right side to win the game. Josh Cribb pitched 8.0



2005 Clemson Baseball Notes



innings, allowing two runs on six hits, but did not factor in the decision. Virginia starter Mike Ballard faced the minimum through seven innings. Brad Chalk, Colvin, and Harvey each had two hits, combining for six of the Clemson's seven hits.

In game three, Virginia cruised to a 9-2 win on April 17. The Cavaliers totaled 13 hits to Clemson's seven. Virginia jumped out to a 5-0 lead and never looked back. Jeff Kamrath shut down the Tiger bats, as he allowed two runs on five hits in 6.0 innings pitched to earn the win. Sean Doolittle hit a long home run and had three RBIs. Colvin and Adrian Casanova each had two hits. Robert Rohrbaugh suffered the loss, his first in an ACC game in 2005 after winning each of his first four ACC starts.

Tigers Total 17 Hits to Beat Catamounts 10-1

Clemson totaled 17 hits, as the Tigers defeated Western Carolina 10-1 on April 19. It was the Tigers' 35th-straight win over the Catamounts at Doug Kingsmore Stadium. Taylor Harbin had three hits and three RBIs, while Travis Storrer added three hits. Andy D'Alessio drove in two runs on an opposite-field home run. P.J. Zocchi, who was making his first appearance since early in 2004, earned the win in 2.0 scoreless innings of work. Chris Fidrych, Drew Fiorenza, and Chris Howard combined with Zocchi to allow just five hits and one walk.

Tigers Rally Late to Down #8 South Carolina

Kris Harvey's three-run homer capped a four-run ninth inning in Clemson's 7-5 come-from-behind win at #8 South Carolina on April 20. Harvey's 12th homer of the season came with two outs and after Taylor Harbin brought home the tying run with an RBI ground ball. Pinch-hitter Ben Hall started the inning off by beating out an infield single to second base. Clemson held a 3-0 lead until South Carolina scored four runs in the sixth inning. It was South Carolina's first loss in 30 games in 2005 when leading after eight innings. Josh Cribb earned the win in relief, while starter David Kopp pitched 5.0 effective innings. Tyler Colvin, who received the Bob Bradley Award as Clemson's MVP in the four-game series with the Gamecocks, hit a double and inside-the-park home run to extend his hitting streak to 12 games. The Tigers, who out-hit the Gamecocks 12-9, earned a four-game series split thanks to the dramatic victory.

Wolfpack Take Series Over Tigers

N.C. State won two of three games over the Tigers in a series at Doak Field from April 22-24 despite Clemson outscoring the Wolfpack by a combined score of 27-26. After convincing wins by each team in the first two games, N.C. State won a one-run game in the series finale. Clemson hit .330 in the series along with totaling four doubles, two triples, and seven home runs, good for a .583 slugging percentage. Tyler Colvin went 7-for-12 with three doubles and six RBIs, while Herman Demmink was 8-for-16 with four runs scored. Colvin also extended his hitting streak to 15 games. The Tigers were hurt by 16 walks allowed, while N.C. State pitchers walked just five.

In game one, N.C. State pounded out 16 hits, including seven doubles, to down Clemson 8-3 on April 22. Demmink had three of the Tigers' seven

hits, while Kris Harvey, who suffered only his third career loss, added two hits, including a two-run homer. Aaron Bates was 4-for-4 with two doubles to lead the Wolfpack, while Ramon Corona and Jonathan Diaz each had two doubles, a single, and two RBIs. N.C. State's win snapped the Tigers' five-game winning streak in the series.

In game two, Taylor Harbin totaled three homers, eight RBIs, and a school-record 16 total bases in Clemson's 16-9 win over N.C. State on April 23. Harbin also went 5-for-5 with a triple and a single, and became the 11th Tiger to hit three homers in a game. His three homers came on back-to-back-to-back pitches, as his last two long balls came on the first pitch of each at-bat. Two of the homers were three-run shots, as he only lacked a double for the cycle. Clemson had 17 hits in all, including three by Demmink, and two each by Colvin, Stan Widmann, and Adrian Casanova. Widmann and Casanova also hit homers. Robert Rohrbaugh did not allow a hit in his final 5.0 innings pitched to get the win.

In game three, Aaron Cone hit a walkoff single off the left-field wall to give N.C. State a 9-8 win on April 24. N.C. State took a one-run lead in the eighth inning thanks to a throwing error on a potential double-play ball. But Colvin tied the score in the ninth with his third double of the game. Colvin became just the second Tiger to ever have multiple three-double games, as he did it last year against Florida State. He also was 4-for-5 with three RBIs. Harvey added a three-run homer, as the Tigers out-hit the Wolfpack 14-12.

Tigers Outlast Elon 9-6

Behind two-run homers by both Herman Demmink and Kris Harvey, the Tigers defeated Elon 9-6 on a cold and rainy night at Doug Kingsmore Stadium on April 26. Demmink's shot in the sixth inning gave the Tigers the lead for good, while Harvey's long ball gave Clemson much-needed insurance runs. Taylor Harbin added a two-run triple in the first inning after Elon took a 2-0 lead in the top of the first. David Kopp allowed just four hits with seven strikeouts in 6.0 innings pitched to earn the win, while Stephen Clyne picked up the save by pitching the final 3.0 innings. Clemson walked nine times, while Elon committed four errors.

Tigers Slam Wofford 7-1

Andy D'Alessio's grand slam keyed the Tigers' five-run seventh inning in the 7-1 victory over Wofford on April 27 at Doug Kingsmore Stadium. With the Tigers ahead only 3-1, D'Alessio, who came off the bench in the top half of the inning, hit an opposite-field grand slam to put the game out of reach. Kris Harvey also added a solo homer in the fourth inning that put Clemson ahead 2-1. The two Tiger homers were the only two extra-base hits in the game. Freshman reliever Chris Howard earned his first career win by pitching 2.1 scoreless innings. Jeff Hahn and Daniel Moskos combined to pitch the final 3.2 innings without allowing a run to close out the game.

#6 Georgia Tech Takes Two From Tigers

Georgia Tech, ranked as high as #6, won the first and third games of a three-game series over Clemson from April 29 - May 1 at Doug Kingsmore Stadium. Clemson hit .345 in the series, but the

Yellow Jackets hit .377. Travis Storrer was 6-for-11 (.545) with four RBIs, while Herman Demmink was 7-for-13 (.538) with four RBIs. Andy D'Alessio also added two homers and four RBIs, while the Tiger defense turned eight double plays in the series.

In game one, Georgia Tech rallied from an early 8-1 deficit to outslug the Tigers 18-14 on April 29. Georgia Tech totaled 21 hits, including multi-hit games by seven different players. Matt Wieters grand slam highlighted the Yellow Jackets' eight-run sixth inning that gave them the lead for good. Wieters also pitched 2.0 innings to earn the save. Kris Harvey, D'Alessio, and Stan Widmann all hit homers, while D'Alessio and Widmann each had three RBIs apiece. It was the first time in 16 games all season that the Tigers hit multiple long balls and lost. Clemson also had four sacrifice bunts and a sacrifice fly in the game.

In game two, Clemson scored three runs with two outs in the ninth inning to top the Yellow Jackets 6-5 on April 30. Trailing 5-3 in the ninth inning, pinch-hitter Ben Hall popped up the potential game-ending out, but first-baseman Whit Robbins bumped into catcher Andy Hawranick, allowing the ball to fall safely. Hall later singled, and Demmink and Brad Chalk followed with singles. Then with the bases loaded, Taylor Harbin's two-run single through the left side plated the tying and winning runs. Demmink led the Tigers with three hits, while D'Alessio added a long home run in the fifth inning. Reliever Stephen Clyne retired the only batter he faced and recorded the victory. Reliever David Kopp pitched 3.0 scoreless innings with four strikeouts to hold the Yellow Jackets in check.

In game three, Georgia Tech scored six runs in the first five innings and held on for a 6-4 win on May 1. Clemson out-hit the Yellow Jackets 12-10, but left 11 runners on base. Harbin and Storrer each had a game-high three hits, while Demmink added two hits and two RBIs. Relievers Chris Fidrych, P.J. Zocchi, and Daniel Moskos combined to allow just two runs in the final 6.2 innings to keep the Tigers in the game. Georgia Tech walked seven times, while Clemson walked just twice. Wes Hodges had two hits and three RBIs to lead the Yellow Jackets, who hit 10 singles.

Tigers Rebound to Take Series at Virginia Tech

Clemson won the final two games of a three-game series at Virginia Tech from May 8-10. The Hokies outlasted Clemson 11-7 in game one, but the Tigers won games two and three by scores of 7-0 and 6-2, respectively. Clemson outscored the Hokies 20-13 in the series thanks in part to seven homers, including two each by Andy D'Alessio and Travis Storrer. Adrian Casanova hit a team-best .714 (5-for-7) with a double and homer, while D'Alessio was 4-for-9 with four RBIs and four walks in the series. The Tigers hit .286 to Virginia Tech's .279, while the Tiger hurlers had a combined 3.12 ERA in the series, including a 1.00 ERA in the final two games. The Hokies were 7-for-16 with runners in scoring position in their win, but 0-for-15 in that situation in their two losses.

In game one, Virginia Tech totaled 11 runs in the third, fourth, and eighth innings to down Clemson 11-7 on May 8. It was the Hokies' first-ever ACC win at English Field. A five-run fourth inning led to



the Tigers' downfall. Storrer was 3-for-5 with a homer, double, and two RBIs, while D'Alessio went 3-for-4 with two homers and four RBIs. Clemson left 11 runners on base to the Hokies' seven, and had at least two runners on base in sixth, seventh, and eighth innings, but could not score. Virginia Tech had five players with at least two hits, as it had 14 hits in all.

In game two, Josh Cribb pitched a six-hit shut-out to lead the Tigers to a 7-0 victory on May 9. Cribb allowed six hits and one walk with six strikeouts to record shutout by a Tiger since 2003 (Tyler Lumsden). Casanova went 2-for-4 with a two-run homer, while Tyler Colvin added three RBIs. The Tigers scored three runs in the fifth, and broke the game open with four runs in the ninth thanks to Casanova's long ball and a two-run single by Colvin.

In game three, Kris Harvey hit a grand slam in the eighth inning to lift the Tigers to a 6-2 win in the series finale on May 10. Clemson took a 1-0 lead on Storrer's second-inning homer, but the Hokies took a 2-1 lead in the fifth on Sheldon Adams' solo homer. With the Tigers trailing by the same score in the eighth, Brad Chalk hit a one-out single and Taylor Harbin followed with a double. After Colvin was intentionally walked, Harvey hit the first pitch over the fence in left-center for a grand slam. Gene Pierce added a long solo homer in the ninth, while Jeff Hahn pitched 5.0 scoreless innings in relief of two-hit ball to earn the win. Chalk added a game-high three hits as well.

Tigers Sweep Wake Forest on the Road

Clemson swept Wake Forest by a combined score of 27-20 in a three-game series in Winston-Salem, NC from May 13-15. The Tigers won by scores of 4-1, 17-14 (11 innings), and 6-5. Clemson hit .349 with 10 doubles and two homers in the series, while Wake Forest hit .291 with six long balls. Taylor Harbin was 8-for-15 (.533) with five runs scored, while Travis Storrer was 6-for-12 to up his hitting streak to 16 games. Adrian Casanova was 5-for-10 with a homer and four RBIs, while Tyler Colvin added seven RBIs. Clemson committed just one error all weekend, that being a throwing error from the outfield. It was the only time all season Wake Forest was swept at home in a three-game series.

In game one, Stephen Faris pitched a complete game six-hitter to lead the Tigers to a 4-1 win on May 13. Faris allowed one run, one walk, and six hits with five strikeouts. Wake Forest starter Brian Bach retired 22 Tigers in a row after the Herman Demmink, who came around to score, led off the game with a double. But the Tigers got to Bach for three runs on six hits in the final two innings. A two-out, pinch-hit single by Jesse Ferguson in the eighth gave the Tigers the lead, then a two-run double in the ninth by Colvin gave Clemson much-needed insurance runs.

In game two, Clemson rallied from a 13-6 deficit to top the Demon Deacons 17-14 in 11 innings on May 14. Andy D'Alessio went 3-for-6 with a homer, double, and six RBIs, and made a game-saving play on a ground ball with the bases loaded and the score tied in the ninth inning. His two-run double in the 11th inning put the Tigers ahead for good. Eight different Tigers had at least two hits,

including a team-high four by Harbin. Casanova had three hits, including a homer, and four RBIs as well. Clemson had 17 runs on 23 hits. Josh Cribb made an appearance out of the bullpen and earned the win. The scheduled starter for game three allowed just one run on three hits in the final 3.0 innings, as he worked out of several jams. Ben Ingold went 6-for-6 for the Demon Deacons, who drew nine walks and six hit-by-pitches.

In game three, Clemson scored six runs in the first three innings and held on for a 6-5 win on May 15. Colvin had four RBIs and three hits, including a double, while Harbin had three hits and two doubles. Clemson, who totaled 14 hits in all, did not commit an error. Starter Robert Rohrbaugh earned the win in 6.2 innings of work, while Drew Fiorenza picked up his first save as a Tiger, pitching 2.1 scoreless innings of one-hit ball with three strikeouts. The Tigers turned three double plays, including a 6-4-3 game-ending double play in the ninth inning. The win was Clemson's 2,300th in school history.

Tigers Down #20 College of Charleston 8-5

Clemson scored in six of eight innings and got the most out of its nine hits to down #20 College of Charleston 8-5 at Doug Kingsmore Stadium on May 17. The #24 Tigers took with three runs in the fifth inning and never looked back. Taylor Harbin, Tyler Colvin, and Andy D'Alessio all had two RBIs a piece, while Herman Demmink was 2-for-3 with three runs scored. D'Alessio also hit a long home run to right-center. The Cougars out-hit the Tigers 13-9, but stranded seven runners on base to Clemson's four. David Kopp earned the win in 6.0 innings of work, while Jeff Hahn pitched 2.2 scoreless innings with three strikeouts to pick up the save. Clemson improved to 14-0 all-time against the Cougars.

Tigers Sweep #4 Miami (FL)

Clemson swept #4 Miami (FL) by a combined score of 30-9 in a three-game series at Doug Kingsmore Stadium from May 19-21. It was the first time the Hurricanes were swept in a three-game series since 2002, as the sweep gave the Tigers a second-place finish in the ACC. Clemson hit .318 in the series and committed just two errors. Kris Harvey was 8-for-12 with three homers, six RBIs, and seven runs scored. Taylor Harbin added four doubles, as Clemson had 12 extra-base hits to the Hurricanes' four (all doubles). Clemson's three starting pitchers had a 2.29 ERA and 17 strikeouts against only four walks in the three games against a team that came into the series with a .331 batting average.

In game one, Clemson scored 11 runs in the fourth winning on its way to a 15-5 win on May 19. Cesar Carrillo suffered his first collegiate loss in 25 decisions, as Miami also fell for the first time in his 31 career starts. Nine of Clemson's 11 runs in the fourth came with two outs after Harvey's one-out, two-run homer, the one of only two extra base hits among the Tigers' total 15 hits in the game. Harvey had three hits, while Miami native Adrian Casanova added four RBIs. Stephen Faris pitched 7.0 solid innings to earn the win. He allowed one earned run and no walks with five strikeouts to earn the win. Carrillo gave up 11 hits and 11 runs (five earned) in 3.2 innings. The Hurricanes committed five errors that led to seven unearned runs.

In game two, Harvey hit two homers and had three RBIs in Clemson's 9-2 win on May 20. Harvey went 3-for-4 in all, while Harbin added two hits, including a double. Josh Cribb struck out nine against only one walk in 7.0 innings pitched. He allowed two runs on seven hits to earn the win. Clemson left just three runners on base and did not commit an error. The Tigers took a commanding 5-1 lead with a three-run third inning, keyed by two costly Hurricane errors. Miami threatened to cut into the Tiger lead, but Travis Storrer threw out Roger Tomas at the plate in the seventh inning to thwart a rally.

In game three, Harbin tied a school record with three doubles to lead Clemson to a 6-2 win on May 21. Harbin almost had four doubles, but centerfielder Danny Figueroa made a diving catch at the fence to rob the freshman of a hit. Clemson scored five runs in the sixth inning to rally from a 2-0 deficit. Tyler Colvin's three-run homer was the big blow of the frame. Robert Rohrbaugh allowed two runs on five hits in 5.2 innings pitched in an effective start, while Drew Fiorenza picked up the win by pitching 1.1 scoreless innings. David Kopp pitched 2.0 perfect innings to record his first career save. Miami left 11 runners on base, while both teams were errorless.

Clemson Goes 2-2 in ACC Tournament

Clemson had a 2-2 record in the ACC Tournament in four games from May 25-28 at the Baseball Grounds of Jacksonville (FL). It was the 29th time in 32 years that Clemson won at least two games in the annual tourney. The Tigers won both their games against top-25 ranked teams (#8 Miami (FL) and #18 N.C. State), but lost both games against a red-hot Virginia club. Clemson hit .298 to its opponents' .240 batting average. Brad Chalk had two hits in each of the four games, while Herman Demmink added seven hits. The pitching staff had a stellar 3.09 ERA and got three outstanding starting performances. The staff also combined to allow just four extra-base hits in the four games.

In Clemson's first game against #7-seed Virginia, the Cavaliers broke open a close game with five runs in the eighth inning en route to an 8-1 win on May 25. The loss broke the Tigers' nine-game winning streak, while Virginia upped its winning streak to seven games. Clemson totaled 10 hits, but were just 3-for-16 with runners on base. Stephen Faris pitched 7.1 strong innings, allowing two earned runs and no walks, but suffered the loss. Eight of the Tigers' nine starters had at least one hit, including two each by freshmen Stan Widmann and Chalk. Jeff Kamrath beat the Tigers for the second time in 2005.

In the second game, Clemson eliminated #3-seed and eighth-ranked Miami (FL) with a 9-1 win behind a complete game six-hitter by Josh Cribb on May 26. The righthander allowed just one run and no walks with eight strikeouts, and faced just four batters over the minimum. It was the first complete game in an ACC Tournament game by a Tiger since 2000 (Ryan Mottl). He earned All-ACC Tournament honors as one of just two pitchers. The Hurricanes lost their sixth game in a row and the fourth in four games against Clemson in 2005. Clemson scored four runs in the second inning, keyed by Demmink's two-run single. Widmann added a two-run homer, while Demmink had a game-high three hits.



In the third game, Clemson eliminated #6-seed and 18th-ranked N.C. State 5-4 behind the left arm of Robert Rohrbaugh on May 27. Rohrbaugh earned the win by pitching 8.2 innings, allowing just four runs (one earned run) on four hits with 10 strikeouts. Jeff Hahn earned the save by striking out Jonathan Diaz with the tying run on second base to end the game. The Wolfpack trailed 5-2 entering the ninth before mounting a rally. But Clemson held on for its eighth win in a row over N.C. State in ACC Tournament play. Clemson scored four runs in the first inning with two outs, highlighted by Kris Harvey's two-run double, while Taylor Harbin hit a solo homer in the seventh inning, which proved to be the game-winning run.

In the final game, Virginia held on for a 5-4 win over Clemson on May 28 to eliminate the Tigers and advance to the championship game. The Cavaliers, who upped their winning streak to nine games, totaled just eight hits, all singles, while Clemson had 10, including homers by Harvey and Travis Storrer. Clemson had the tying run on base in both the eighth and ninth innings, but Virginia turned double plays in both frames. The Tigers were also 1-for-11 with runners in scoring position, while Virginia was 4-for-9. Harvey suffered the loss, while David Kopp pitched 5.2 innings in relief, allowing just two hits and no earned runs.

Tigers Win in Three to Take Clemson Regional

The Tigers captured the Clemson Regional title with three wins by a combined score of 26-5 from June 3-5 at Doug Kingsmore Stadium. Andy D'Alessio was named Regional MVP thanks to going 7-for-9 with four runs scored, four doubles, a homer, four RBIs, four walks, a hit-by-pitch, and a stolen base. Herman Demmink, Travis Storrer, Josh Cribb, and Kris Harvey along with D'Alessio were all named to the All-Regional team. Clemson hit .289 in the three games, but had a .427 on-base percentage thanks to 22 walks against only 12 strikeouts. The Tigers also stole six bases in six attempts. Meanwhile, the pitching staff combined for a 1.67 ERA, allowing just 24 hits (20 singles), five runs, and two walks with 28 strikeouts in 27.0 innings pitched. A total of 21,485 fans attended the Clemson Regional, a school-record figure for a four-team regional.

In the first game against North Carolina A&T on June 3, Clemson turned a one-run deficit into a seven-run lead with eight runs in the seventh inning en route to a 12-2 win. The Tigers had only four hits in the eight-run inning, but walks were key for Clemson. Aggie pitchers combined to walk 10 batters in the game, while Tiger pitchers walked just one. Tyler Colvin's two-run triple to center gave the Tigers the lead for good. Demmink and Stan Widmann each had three RBIs, while Demmink added a triple. Daniel Pritchard scored two runs in the seventh inning after entering the game as a pinch-runner. Stephen Faris struck out 10 against only one walk in 6.2 innings, while Daniel Moskos retired the only batter he faced and earned the victory.

In the second game against #22 College of Charleston on June 4, Cribb pitched a two-hit shutout in Clemson's 6-0 win. Cribb threw 98 pitches, allowing one walk with six strikeouts. College of

Charleston, who easily led the nation in batting average entering the tournament, did not advance a runner past second base, while the two hits included a bunt single and a bloop single to left field. It was the seventh time in school history a Tiger pitched a shutout in an NCAA Tournament game, and his two hits were the least allowed in any of those seven shutouts. It also ended the Cougars' streak of 135 consecutive games without being shut out dating back to 2003. D'Alessio, Widmann, and Adrian Casanova, the 7-9 batters in the order, each scored two runs apiece to account for all six runs.

In the third game against Oral Roberts on June 5, Harvey hit two solo homers, and D'Alessio went 3-for-3 with a double, homer, and three RBIs to lead the Tigers to an 8-3 win and regional-clinching victory. Robert Rohrbaugh allowed seven hits, one run, and no walks with nine strikeouts to earn the win. He and two other Tigers combined for 12 strikeouts without allowing a walk. The Tigers turned three doubles plays, including two unassisted double plays by D'Alessio.

Bears End Tigers' Year in Waco Super Regional

Baylor won the Waco Super Regional by winning two of three games, including the last two contests. Clemson won game one 4-2, but the Tigers managed just two runs in the final two games. Clemson was just 3-for-23 (.130) with runners in scoring position in the three games. Clemson's 3.23 ERA was the best mark of any team in school history in an NCAA Tournament.

Clemson won game one on June 11 by a score of 4-2 to take a 1-0 series lead. Stan Widmann's two-run single with the bases loaded in the seventh inning gave the Tigers the lead for good. Clemson added a run in the eighth inning thanks to a triple by Taylor Harbin, who later scored on an error off the bat of Kris Harvey. Baylor out-hit the Tigers 12-8, but the Bears stranded 14 runners on base. Twice, Tiger pitchers got out of a bases-loaded, no-out jam without allowing a run. Jeff Hahn picked up the win by pitching 2.0 scoreless innings in relief, while Robert Rohrbaugh picked up his first save of the year by pitching the final 1.1 innings without allowing a baserunner. The two along with starter Stephen Faris held Baylor to 1-for-14 with runners in scoring position.

In game two, Mark McCormick shut down the Tiger bats in Baylor's 7-1 win on June 12 to even the series 1-1. McCormick allowed one run, five hits, and six walks with 10 strikeouts in throwing 137 pitches. McCormick along with Ryan LaMotta allowed 12 baserunners, including five to leadoff an inning. But the Tigers did not plate any runs in any of those five innings. Meanwhile, the Bear bats totaled 12 hits to Clemson's six. Josh Cribb suffered the loss, his first after winning his last six-straight decisions. Cribb allowed six earned runs, 12 hits, and two walks with five strikeouts in 6.0 innings pitched. Relievers Chris Fidrych and Stephen Clyne pitched the final 3.0 innings without allowing a hit or a run. Harbin had the team's lone RBI with an infield single in the third inning.

In game three, Clemson out-hit Baylor 9-8, but the Bears won the game 6-1 on June 13 to advance to the College World Series. Harvey gave the Tigers a 1-0 lead with a home run in the second in-

ning, but Baylor took command with four runs in the fourth inning, highlighted by Kevin Sevigny's three-run double. Clemson had 11 baserunners, but stranded nine on base compared to the Bears' five. Travis Storrer led the Tigers with three hits, while Herman Demmink, Harvey, and Widmann added two hits apiece.



2005 Clemson Overall Stats



2005 Clemson Baseball Overall Statistics for Clemson (as of Jun 14, 2005) (All games Sorted by Batting avg)

Record: 43-23 Home: 25-7 Away: 15-13 Neutral: 3-3 ACC: 21-9

Player	AVG	GP-GS	AB	R	H	2B	3B	HR	RBI	TB	SLG%	BB	HBP	SO	GDP	OB%	SF	SH	SB-ATT	PO	A	E	FLD%
8 Brad Chalk.....	.350	64-54	200	46	70	7	0	0	11	77	.385	34	6	19	2	.458	0	15	5-9	108	5	2	.983
5 Travis Storrer...	.346	66-66	243	46	84	15	2	6	43	121	.498	27	2	43	2	.412	2	6	0-2	84	8	0	1.000
3 Herman Demmink...	.345	65-63	261	56	90	17	1	4	41	121	.464	26	3	45	5	.408	2	8	9-12	30	113	10	.935
4 Taylor Harbin....	.343	66-66	274	64	94	28	4	10	63	160	.584	12	1	25	4	.369	3	8	4-7	121	210	9	.974
35 Kris Harvey.....	.341	65-65	249	61	85	11	0	25	70	171	.687	16	4	44	2	.387	2	0	1-2	22	8	2	.938
6 Stan Widmann.....	.289	66-66	232	36	67	7	1	4	25	88	.379	17	1	54	10	.333	5	7	7-8	102	205	25	.925
21 Tyler Colvin.....	.283	65-65	258	51	73	22	2	5	53	114	.442	14	3	31	3	.323	4	1	12-15	89	9	3	.970
24 Andy D'Alessio...	.276	65-60	210	36	58	14	1	15	60	119	.567	29	2	61	4	.366	2	3	1-4	583	47	8	.987
29 Adrian Casanova..	.238	66-64	168	31	40	5	1	4	27	59	.351	10	6	23	7	.303	1	12	0-0	406	63	8	.983

23 Tanner Leggett...	.364	16-0	11	1	4	0	0	0	2	4	.364	0	1	3	0	.417	0	0	0-0	3	12	0	1.000
28 Gene Pierce.....	.357	38-1	14	2	5	0	0	1	2	8	.571	1	0	2	0	.400	0	0	0-0	60	7	1	.985
16 Ben Hall.....	.319	37-3	47	7	15	5	1	1	9	25	.532	4	0	13	0	.352	3	0	0-0	14	4	2	.900
22 Jorge Andrade, Jr	.208	19-4	24	4	5	1	0	1	5	9	.375	2	2	5	1	.321	0	0	0-0	18	11	2	.935
9 David Williams...	.184	33-9	49	8	9	4	0	0	2	13	.265	8	1	13	0	.310	0	0	2-2	19	2	1	.955
26 Daniel Pritchard.	.182	20-0	11	5	2	0	0	0	1	2	.182	2	1	4	1	.357	0	1	0-1	9	6	1	.938
12 Jesse Ferguson...	.154	44-5	52	6	8	1	0	0	5	9	.173	8	0	11	0	.267	0	1	1-1	16	0	0	1.000
15 John Ingram.....	.136	19-2	22	1	3	0	0	0	0	3	.136	4	0	10	2	.269	0	0	0-0	19	2	1	.955
30 Doug Hogan.....	.111	18-1	18	0	2	0	0	0	1	2	.111	0	1	5	1	.158	0	0	0-0	27	3	0	1.000
Totals.....	.305	66-66	2343	461	714	137	13	76	420	1105	.472	214	34	411	44	.368	24	62	42-63	1763	813	84	.968
Opponents.....	.270	66-66	2250	298	608	103	11	31	276	826	.367	223	61	500	51	.350	14	49	63-99	1729	673	107	.957

LOB - Team (487), Opp (538). DPs turned - Team (65), Opp (53). CI - Team (2), CASANOVA 2. IBB - Team (12), HARVEY 5, STORRER 3, WIDMANN 2, D'ALESSIO 1, COLVIN 1, Opp (12). Picked off - D'ALESSIO 3, STORRER 2, DEMMINK 2, HARVEY 1, WIDMANN 1, HARBIN 1, CHALK 1.

(All games Sorted by Earned run avg)

Player	ERA	W-L	APP	GS	CG	SHO/CBO	SV	IP	H	R	ER	BB	SO	2B	3B	HR	AB	B/Avg	WP	HBP	BK	SFA	SHA
20 Stephen Faris....	2.60	6-4	20	10	3	0/1	1	97.0	89	36	28	25	79	13	2	1	355	.251	4	15	0	1	14
48 Josh Cribb.....	3.54	8-5	19	15	3	2/0	0	109.1	119	47	43	24	97	20	3	6	425	.280	2	11	2	1	7
44 Robert Rohrbaugh.	4.22	8-3	19	16	0	0/1	1	96.0	103	52	45	42	82	11	0	11	371	.278	3	6	0	1	6
47 David Kopp.....	4.61	4-3	22	7	0	0/1	1	70.1	66	43	36	26	46	15	1	4	263	.251	4	3	1	3	7

27 Jeff Hahn.....	3.13	4-1	25	2	0	0/0	3	60.1	57	26	21	27	59	10	0	3	229	.249	6	3	0	1	3
36 Stephen Clyne....	3.45	2-0	19	0	0	0/1	2	28.2	29	13	11	11	30	9	1	0	110	.264	0	3	1	0	2
50 Chris Howard.....	3.86	1-0	5	0	0	0/0	0	4.2	5	2	2	0	1	0	0	0	17	.294	1	2	0	1	1
17 Chris Fidrych....	4.50	0-0	10	0	0	0/0	0	14.0	13	7	7	6	13	3	0	0	53	.245	0	2	0	0	1
42 Drew Fiorenza....	4.98	2-1	18	1	0	0/0	1	21.2	26	13	12	15	23	6	3	0	87	.299	7	1	0	0	0
31 P.J. Zocchi.....	5.14	1-0	4	2	0	0/0	0	7.0	6	4	4	6	3	0	0	2	26	.231	3	1	0	0	1
41 Daniel Moskos....	5.40	2-2	21	0	0	0/1	0	16.2	24	12	10	13	15	3	1	1	71	.338	2	2	2	2	1
35 Kris Harvey.....	5.52	5-4	13	13	0	0/0	0	62.0	71	43	38	28	52	13	0	3	243	.292	5	12	0	4	6
Totals.....	3.94	43-23	66	66	6	4/2	9	587.2	608	298	257	223	500	103	11	31	2250	.270	37	61	6	14	49
Opponents.....	5.95	23-43	66	66	2	1/1	10	576.1	714	461	381	214	411	137	13	76	2343	.305	69	34	8	24	62

PB - Team (13), CASANOVA 8, PIERCE 5, Opp (11). Pickoffs - Team (19), CRIBB 6, ROHRBAUGH 5, FARIS 3, CASANOVA 2, KOPP 1, CLYNE 1, PIERCE 1, Opp (11). SBA/ATT - CASANOVA (49-72), ROHRBAUGH (11-20), HAHN (14-17), CRIBB (8-16), HARVEY (11-13), FARIS (5-12), PIERCE (7-9), KOPP (3-8), HOGAN (4-5), CLYNE (3-5), HOWARD (3-3), FIORENZA (3-3), ZOCCHI (1-1), MOSKOS (1-1).



2005 Clemson ACC Regular-Season Stats



2005 Clemson Baseball

Overall Statistics for Clemson (as of Jun 06, 2005)

(ACC Regular-Season Games Sorted by Batting avg)

Record: 21-9 Home: 11-4 Away: 10-5 ACC: 21-9

Player	AVG	GP-GS	AB	R	H	2B	3B	HR	RBI	TB	SLG%	BB	HBP	SO	GDP	OB%	SF	SH	SB-ATT	PO	A	E	FLD%
4 Taylor Harbin....	.391	30-30	128	33	50	14	1	6	30	84	.656	4	1	13	1	.414	0	6	1-3	59	98	5	.969
35 Kris Harvey.....	.372	29-29	113	33	42	2	0	14	34	86	.761	5	2	23	0	.408	0	0	0-0	15	6	2	.913
3 Herman Demmink...	.364	30-30	129	31	47	9	0	2	25	62	.481	10	1	21	2	.408	2	2	4-7	16	51	8	.893
8 Brad Chalk.....	.346	30-27	104	27	36	5	0	0	6	41	.394	15	4	7	1	.447	0	8	1-3	46	2	2	.960
5 Travis Storrer...	.321	30-30	106	23	34	6	1	2	17	48	.453	13	2	20	1	.402	1	3	0-1	40	5	0	1.000
29 Adrian Casanova..	.316	30-30	79	16	25	4	1	3	21	40	.506	4	2	9	1	.365	0	4	0-0	189	23	5	.977
21 Tyler Colvin.....	.278	30-30	126	25	35	11	0	1	29	49	.389	2	3	14	3	.299	3	1	6-6	40	6	3	.939
24 Andy D'Alessio...	.271	29-27	96	20	26	5	1	7	30	54	.563	16	1	27	1	.377	1	1	0-1	258	24	2	.993
6 Stan Widmann.....	.257	30-30	109	20	28	3	0	3	12	40	.367	7	0	25	4	.294	3	4	2-2	46	92	4	.972

12 Jesse Ferguson...	.316	22-1	19	3	6	1	0	0	4	7	.368	4	0	4	0	.435	0	0	1-1	5	0	0	1.000
16 Ben Hall.....	.300	22-2	30	5	9	4	0	0	7	13	.433	3	0	6	0	.333	3	0	0-0	2	4	2	.750
22 Jorge Andrade, Jr	.300	8-1	10	2	3	1	0	1	4	7	.700	0	1	1	0	.364	0	0	0-0	11	4	1	.938
23 Tanner Leggett...	.250	7-0	4	0	1	0	0	0	0	1	.250	0	0	1	0	.250	0	0	0-0	2	8	0	1.000
26 Daniel Pritchard..	.200	10-0	5	0	1	0	0	0	0	1	.200	0	0	2	1	.200	0	1	0-1	6	2	0	1.000
30 Doug Hogan.....	.167	8-0	6	0	1	0	0	0	0	1	.167	0	0	2	1	.167	0	0	0-0	11	1	0	1.000
28 Gene Pierce.....	.143	21-0	7	1	1	0	0	1	1	4	.571	1	0	1	0	.250	0	0	0-0	37	4	0	1.000
9 David Williams...	.105	16-3	19	4	2	0	0	0	2	2	.105	4	0	5	0	.261	0	0	1-1	9	2	1	.917
15 John Ingram.....	.000	8-0	7	0	0	0	0	0	0	0	.000	2	0	4	1	.222	0	0	0-0	7	0	0	1.000
Totals.....	.316	30-30	1097	243	347	65	4	40	222	540	.492	90	17	185	17	.373	13	30	16-26	815	381	38	.969
Opponents.....	.281	30-30	1048	151	295	37	5	15	141	387	.369	112	30	239	26	.365	7	24	28-41	798	318	55	.953

LOB - Team (206), Opp (257). DPs turned - Team (34), Opp (23). CI - Team (2), CASANOVA 2. IBB - Team (6), STORRER 2, D'ALESSIO 1, WIDMANN 1, COLVIN 1, HARVEY 1, Opp (8). Picked off - DEMMINK 2, HARBIN 1, STORRER 1, D'ALESSIO 1.

(ACC Regular-Season Games Sorted by Earned run avg)

Player	ERA	W-L	APP	GS	CG	SHO/CBO	SV	IP	H	R	ER	BB	SO	2B	3B	HR	AB	B/Avg	WP	HBP	BK	SFA	SHA
48 Josh Cribb.....	3.56	4-2	10	8	1	1/0	0	60.2	66	27	24	13	56	6	1	2	236	.280	2	8	1	1	5
20 Stephen Faris....	4.23	3-2	8	4	1	0/0	0	38.1	38	20	18	12	34	6	1	0	147	.259	2	4	0	0	6
44 Robert Rohrbaugh.	4.37	6-1	10	10	0	0/1	0	59.2	65	33	29	29	49	5	0	8	232	.280	2	2	0	1	4
35 Kris Harvey.....	5.59	3-2	8	8	0	0/0	0	37.0	39	26	23	21	32	6	0	1	137	.285	3	8	0	2	5

27 Jeff Hahn.....	3.27	2-0	10	0	0	0/0	1	22.0	19	8	8	10	19	1	0	2	82	.232	1	1	0	0	0
47 David Kopp.....	3.86	0-1	7	0	0	0/0	1	16.1	15	9	7	6	13	3	1	0	59	.254	3	1	0	1	0
41 Daniel Moskos....	4.50	0-1	8	0	0	0/1	0	8.0	13	5	4	2	8	2	0	0	34	.382	1	0	1	2	0
36 Stephen Clyne....	4.61	2-0	9	0	0	0/1	0	13.2	18	9	7	6	14	5	1	0	57	.316	0	3	0	0	2
42 Drew Fiorenza....	6.75	1-0	7	0	0	0/0	1	9.1	13	7	7	6	9	2	1	0	39	.333	3	1	0	0	0
17 Chris Fidrych....	7.71	0-0	4	0	0	0/0	0	4.2	5	4	4	4	3	1	0	0	16	.313	0	1	0	0	1
31 P.J. Zocchi.....	13.50	0-0	2	0	0	0/0	0	2.0	4	3	3	3	2	0	0	2	9	.444	1	1	0	0	1
Totals.....	4.44	21-9	30	30	2	2/1	3	271.2	295	151	134	112	239	37	5	15	1048	.281	18	30	2	7	24
Opponents.....	6.80	9-21	30	30	1	0/0	4	266.0	347	243	201	90	185	65	4	40	1097	.316	29	17	1	13	30

PB - Team (5), PIERCE 4, CASANOVA 1, Opp (4). Pickoffs - Team (6), ROHRBAUGH 3, CRIBB 2, FARIS 1, Opp (5). SBA/ATT - CASANOVA (20-26), ROHRBAUGH (8-13), CRIBB (3-6), HARVEY (4-5), PIERCE (3-5), HAHN (4-4), KOPP (2-4), CLYNE (3-4), HOGAN (2-2), FARIS (1-2), MOSKOS (1-1), FIORENZA (1-1), ZOCCHI (1-1).



2005 Clemson Results



43-23 Overall, 21-9 ACC Regular Season, 2-2 ACC Tournament, 4-2 NCAA Tournament, 25-7 Home, 15-13 Away, 3-3 Neutral, 20-15 Day, 23-8 Night, 7-9 One-Run Games, 2-0 Extra Innings, 19-9 vs. Top-25 Teams

Date	Opponent (Rank)	W-L	Score	Site	CU Rank	CU Pitcher	Opp. Pitcher	Time	CU R-H-E	Opp. R-H-E	Attendance
2-18	% West Virginia	W	7 - 2	N1	NR - 21 - 24	•Cribb (1-0)	•Miller (0-1)	2:35	7 - 10 - 0	2 - 10 - 2	1,502
2-19	% Coastal Carolina	L	2 - 3	A1	NR - 21 - 24	Moskos (0-1)	Costanzo (1-0)	2:46	2 - 6 - 1	3 - 4 - 0	3,565
2-20	% East Carolina	L	0 - 10	N1	NR - 21 - 24	•Harvey (0-1)	•Flye (2-0)	2:25	0 - 3 - 4	10 - 13 - 1	1,280
2-25	California-Irvine (18-20-24)	W	3 - 2	H		Moskos (1-1)	Robertson (0-1)	2:47	3 - 6 - 1	2 - 7 - 4	3,748
2-26	California-Irvine (18-20-24)	W	5 - 4	H		Fiorenza (1-0)	Schroer (0-1)	3:11	5 - 9 - 0	4 - 9 - 4	4,508
2-27	California-Irvine (18-20-24)	W	10 - 2	H		•Harvey (1-1)	•Koehler (1-1)	2:57	10 - 13 - 1	2 - 7 - 1	2,691
3- 4	Auburn	L	5 - 6	^A	NR - 24 - NR	Kopp (0-1)	Madden (2-0)	3:15	5 - 14 - 0	6 - 14 - 3	3,143
3- 5	Auburn	L	4 - 8	A	NR - 24 - NR	•Rohrbaugh (0-1)	•Sullivan (2-1)	2:42	4 - 11 - 0	8 - 17 - 1	3,737
3- 6	Auburn	W	14 - 3	A	NR - 24 - NR	•Harvey (2-1)	Cardwell (1-1)	2:49	14 - 19 - 1	3 - 9 - 2	2,807
3- 9	Winthrop	L	2 - 8	H		•Kopp (0-2)	•SLOWEY (5-0)	2:16	2 - 4 - 2	8 - 12 - 1	2,804
3-12	South Carolina (4-4-4)	L	3 - 6	H		•Cribb (1-1)	•Rawl (4-1)	2:36	3 - 9 - 0	6 - 12 - 0	5,617
3-13	South Carolina (4-4-4)	L	5 - 6	A		Fiorenza (1-1)	Cruse (3-0)	2:32	5 - 13 - 2	6 - 7 - 1	5,887
3-16	Furman	W	11 - 1	H		•Faris (1-0)	•Cassedy (1-1)	2:52	11 - 15 - 0	1 - 7 - 1	2,165
3-18	*North Carolina (13-9-14)	L	1 - 2	^H		•Cribb (1-2)	•Miller (5-0)	2:39	1 - 3 - 0	2 - 9 - 2	2,953
3-19	*North Carolina (13-9-14)	W	9 - 1	H		•Harvey (3-1)	•Bard (3-2)	2:39	9 - 10 - 2	1 - 4 - 2	3,380
3-20	*North Carolina (13-9-14)	W	7 - 3	H		•Rohrbaugh (1-1)	•Kalkhof (2-1)	2:39	7 - 8 - 0	3 - 8 - 4	4,049
3-22	Old Dominion	W	1 - 0	^A		•Kopp (1-2)	•Gunter (2-3)	1:59	1 - 4 - 1	0 - 2 - 2	282
3-23	Old Dominion	L	2 - 3	^A		•Hahn (0-1)	Hall (3-1)	2:26	2 - 7 - 2	3 - 6 - 0	337
3-25	*Maryland	W	14 - 3	^A		•Cribb (2-2)	•Clem (1-3)	2:49	14 - 14 - 3	3 - 6 - 6	308
3-26	*Maryland ⁽¹⁾	W ⁽¹³⁾	6 - 4	A		Faris (2-0)	Bowen (1-2)	3:51	6 - 12 - 3	4 - 12 - 4	-----
3-26	*Maryland ⁽²⁾	W	12 - 0	^A		•Rohrbaugh (2-1)	•Moorer (0-4)	2:13	12 - 17 - 0	0 - 4 - 1	421
3-29	Coastal Carolina (NR-25-NR)	W	14 - 5	^H		•Kopp (2-2)	•Hurry (4-2)	2:52	14 - 17 - 0	5 - 11 - 4	3,862
3-30	Coastal Carolina (NR-25-NR)	W	8 - 1	H		•Hahn (1-1)	•Shefka (4-1)	2:27	8 - 14 - 2	1 - 11 - 3	3,571
4- 2	*Florida State (17-6-10)	L	1 - 3	^A		•Cribb (2-3)	•Browning (3-0)	2:27	1 - 4 - 1	3 - 10 - 1	5,363
4- 3	*Florida State ⁽¹⁾ (17-6-10)	L	4 - 5	A		Kopp (2-3)	Chambliss (5-1)	2:44	4 - 8 - 0	5 - 8 - 1	-----
4- 3	*Florida State ⁽²⁾ (17-6-10)	W	7 - 3	A		•Rohrbaugh (3-1)	•Henry (1-2)	2:49	7 - 17 - 1	3 - 7 - 0	4,573
4- 5	Georgia	L	10 - 11	^A		Cribb (2-4)	Startup (3-1)	3:17	10 - 17 - 1	11 - 10 - 3	2,945
4- 6	Georgia	L	1 - 4	^H		•FARIS (2-1)	•Westphal (2-0)	2:13	1 - 6 - 1	4 - 5 - 1	4,394
4- 8	*Duke	W	9 - 3	^H		•Harvey (4-1)	•Burke (4-5)	2:26	9 - 10 - 1	3 - 5 - 2	2,770
4- 9	*Duke	W	11 - 6	^H		•Rohrbaugh (4-1)	•Gallagher (0-2)	2:43	11 - 10 - 1	6 - 11 - 0	4,488
4-10	*Duke	W	16 - 6	H		Clyne (1-0)	•Otero (3-8)	2:56	16 - 17 - 3	6 - 13 - 2	3,853
4-12	Western Carolina ^c	W	7 - 4	^A		Faris (3-1)	•Tupper (0-2)	2:20	7 - 7 - 3	4 - 7 - 1	1,012
4-13	South Carolina (8-5-4)	W	12 - 2	^H		•FARIS (4-1)	•Cruse (3-1)	2:20	12 - 15 - 0	2 - 5 - 1	4,621
4-15	*Virginia	W	13 - 4	^H		•Harvey (5-1)	•Avery (4-3)	3:07	13 - 18 - 2	4 - 9 - 2	4,808
4-16	*Virginia	W	3 - 2	H		Hahn (2-1)	Lambert (1-2)	2:19	3 - 7 - 0	2 - 6 - 0	5,595
4-17	*Virginia	L	2 - 9	H		•Rohrbaugh (4-2)	•Kamrath (6-3)	2:40	2 - 7 - 1	9 - 13 - 1	4,037
4-19	Western Carolina	W	10 - 1	^H		•Zocchi (1-0)	•Strausbaugh (0-1)	2:37	10 - 17 - 0	1 - 5 - 1	2,986
4-20	South Carolina (13-13-8)	W	7 - 5	^A		Cribb (3-4)	Marsh (1-1)	2:45	7 - 12 - 1	5 - 9 - 2	5,922
4-22	*N.C. State	L	3 - 8	^A		•Harvey (5-2)	•Davidson (4-3)	3:03	3 - 7 - 0	8 - 16 - 2	1,867
4-23	*N.C. State	W	16 - 9	^A		•Rohrbaugh (5-2)	•Knapp (2-3)	3:03	16 - 17 - 3	9 - 10 - 2	2,026
4-24	*N.C. State	W	8 - 9	A		Faris (4-2)	J. Devine (3-2)	2:38	8 - 14 - 1	9 - 12 - 2	1,277
4-26	Elon	W	9 - 6	^H		•Kopp (3-3)	Blystone (1-4)	2:53	9 - 9 - 2	6 - 7 - 4	2,232
4-27	Wofford	W	7 - 1	^H		Howard (1-0)	•Clark (1-8)	2:26	7 - 8 - 1	1 - 6 - 2	2,689
4-29	*Georgia Tech (7-6-8)	L	14 - 18	^H		Moskos (1-2)	•Hyde (6-2)	3:21	14 - 14 - 3	18 - 21 - 3	4,957
4-30	*Georgia Tech (7-6-8)	W	6 - 5	^H		Clyne (2-0)	•Wieters (1-2)	2:47	6 - 13 - 2	5 - 12 - 1	4,706
5- 1	*Georgia Tech (7-6-8)	L	4 - 6	H		•Harvey (5-3)	•Turner (5-1)	2:57	4 - 12 - 2	6 - 10 - 0	4,740
5- 8	*Virginia Tech	L	7 - 11	A		•Faris (4-3)	•Fryman (3-1)	2:52	7 - 13 - 2	11 - 14 - 2	1,025
5- 9	*Virginia Tech	W	7 - 0	^A		•CRIBB (4-4)	•Kennedy (5-6)	2:16	7 - 8 - 2	0 - 6 - 1	1,133
5-10	*Virginia Tech	W	6 - 2	^A		Hahn (3-1)	•Chaney (5-3)	2:40	6 - 9 - 2	2 - 9 - 0	680
5-13	*Wake Forest	W	4 - 1	A		•FARIS (5-3)	•Bach (2-2)	2:06	4 - 7 - 0	1 - 6 - 0	644
5-14	*Wake Forest	W ⁽¹¹⁾	17 - 14	A		Cribb (5-4)	Morley (1-6)	4:13	17 - 23 - 1	14 - 15 - 5	2,046
5-15	*Wake Forest	W	6 - 5	A		•Rohrbaugh (6-2)	•MELLIES (2-4)	2:22	6 - 14 - 0	5 - 11 - 1	1,206
5-17	College of Charleston (NR-20-24)	W	8 - 5	^H	NR - 24 - NR	•Kopp (4-3)	•Gemma (7-3)	2:28	8 - 9 - 3	5 - 13 - 0	3,963
5-19	*Miami (FL) (4-7-4)	W	15 - 5	^H	NR - 24 - NR	•Faris (6-3)	•Carrillo (12-1)	2:58	15 - 15 - 2	5 - 11 - 5	4,117
5-20	*Miami (FL) (4-7-4)	W	9 - 2	^H	NR - 24 - NR	•Cribb (6-4)	•Touchet (3-4)	2:25	9 - 10 - 0	2 - 9 - 3	4,834
5-21	*Miami (FL) (4-7-4)	W	6 - 2	H	NR - 24 - NR	Fiorenza (2-1)	•Orta (6-5)	2:48	6 - 9 - 0	2 - 8 - 0	5,085
5-25	+ Virginia	L	1 - 8	N2	20 - 12 - 19	•Faris (6-4)	•Kamrath (9-4)	3:07	1 - 10 - 3	8 - 12 - 0	17,860
5-26	+ Miami (FL) (12-13-8)	W	9 - 1	N2	20 - 12 - 19	•CRIBB (7-4)	•Touchet (3-5)	2:15	9 - 12 - 1	1 - 6 - 0	16,498
5-27	+ N.C. State (18-NR-23)	W	5 - 4	N2	20 - 12 - 19	•Rohrbaugh (7-2)	•Payne (2-1)	2:43	5 - 10 - 2	4 - 5 - 0	11,123
5-28	+ Virginia	L	4 - 5	N2	20 - 12 - 19	•Harvey (5-4)	Doolittle (3-0)	2:41	4 - 10 - 1	5 - 8 - 2	9,962
6- 3	\$ North Carolina A&T	W	12 - 2	^H	15 - 12 - 19	Moskos (2-2)	•Hauff (8-5)	2:53	12 - 10 - 1	2 - 11 - 1	4,925
6- 4	\$ College of Charleston (NR-22-22)	W	6 - 0	^H	15 - 12 - 19	•CRIBB (8-4)	•Gemma (7-4)	2:18	6 - 8 - 3	0 - 2 - 2	5,617
6- 5	\$ Oral Roberts	W	8 - 3	^H	15 - 12 - 19	•Rohrbaugh (8-2)	•Recio (4-3)	2:41	8 - 10 - 1	3 - 11 - 0	4,788
6-11	¶ Baylor (6-6-10)	W	4 - 2	A	13 - 12 - 19	Hahn (4-1)	•Taylor (7-6)	3:02	4 - 8 - 1	2 - 12 - 1	4,383
6-12	¶ Baylor (6-6-10)	L	1 - 7	A	13 - 12 - 19	•Cribb (8-5)	•McCormick (8-3)	2:48	1 - 6 - 3	7 - 12 - 1	4,424
6-13	¶ Baylor (6-6-10)	L	1 - 6	A	13 - 12 - 19	•Rohrbaugh (8-3)	•VanAllen (8-4)	2:43	1 - 9 - 1	6 - 8 - 0	3,780

* - ACC regular-season game; %, N1, A1 - Baseball at the Beach at Myrtle Beach, SC; +, N2 - ACC Tournament at Jacksonville, FL; \$ - NCAA Regional at Clemson, SC; ¶ - NCAA Super Regional at Waco, TX; ^c - due to inclement weather, game was completed on Apr. 19 at Clemson, SC; ^ - night game; • - decision came in a starting role; Note: Pitchers in ALL CAPS denotes a complete game; **bold** denotes a Clemson home game; rankings by **Baseball America**, **Collegiate Baseball**, **Sports Weekly**; official home attendance (32 dates): 129,553 (4,049 per date).



2005 Clemson NCAA Tournament Stats



2005 Clemson Baseball
Overall Statistics for Clemson (as of Jun 14, 2005)
(NCAA Tournament Games Sorted by Batting avg)

Record: 4-2 Home: 3-0 Away: 1-2 ACC: 0-0

Player	AVG	GP-GS	AB	R	H	2B	3B	HR	RBI	TB	SLG%	BB	HBP	SO	GDP	OB%	SF	SH	SB-ATT	PO	A	E	FLD%
24 Andy D'Alessio...	.471	6-6	17	4	8	5	0	1	4	16	.941	5	1	4	0	.609	0	1	1-1	57	2	3	.952
5 Travis Storrer...	.391	6-6	23	5	9	1	0	0	2	10	.435	2	0	5	0	.440	0	1	0-0	8	0	0	1.000
35 Kris Harvey.....	.320	6-6	25	6	8	1	0	3	3	18	.720	1	0	5	1	.346	0	0	1-2	0	0	0	.000
6 Stan Widmann.....	.316	6-6	19	4	6	0	0	0	5	6	.316	4	1	3	2	.440	1	0	2-2	5	19	3	.889
3 Herman Demmink...	.292	6-6	24	1	7	1	1	0	5	10	.417	4	0	10	0	.393	0	2	2-2	1	10	0	1.000
8 Brad Chalk.....	.222	6-6	18	2	4	0	0	0	2	4	.222	8	0	2	0	.462	0	2	0-0	14	1	0	1.000
4 Taylor Harbin....	.167	6-6	24	3	4	0	1	0	3	6	.250	0	0	3	1	.160	1	1	0-0	14	15	1	.967
21 Tyler Colvin.....	.083	6-6	24	2	2	0	1	0	3	4	.167	3	0	4	0	.185	0	0	0-0	8	1	0	1.000

26 Daniel Pritchard.	1.000	2-0	1	2	1	0	0	0	1	1	1.000	0	1	0	0	1.000	0	0	0-0	0	0	0	.000
16 Ben Hall.....	.500	3-0	2	0	1	1	0	0	0	2	1.000	0	0	1	0	.500	0	0	0-0	2	0	0	1.000
29 Adrian Casanova..	.071	6-6	14	3	1	0	0	0	0	1	.071	2	1	1	1	.235	0	1	0-0	44	6	1	.980
12 Jesse Ferguson...	.000	4-0	3	0	0	0	0	0	0	0	.000	2	0	1	0	.400	0	0	0-0	0	0	0	.000
28 Gene Pierce.....	.000	4-0	1	0	0	0	0	0	0	0	.000	0	0	0	0	.000	0	0	0-0	3	0	0	1.000
9 David Williams...	.000	1-0	0	0	0	0	0	0	0	0	.000	0	0	0	0	.000	0	0	0-0	1	0	0	1.000
Totals.....	.262	6-6	195	32	51	9	3	4	28	78	.400	31	4	39	5	.371	2	8	6-7	159	60	10	.956
Opponents.....	.265	6-6	211	20	56	9	2	4	19	81	.384	12	1	46	2	.308	0	3	4-7	159	68	5	.978

LOB - Team (49), Opp (48). DPs turned - Team (5), Opp (5). IBB - Team (0), Opp (1). Picked off - HARVEY 1, CHALK 1, WIDMANN 1.

(NCAA Tournament Games Sorted by Earned run avg)

Player	ERA	W-L	APP	GS	CG	SHO/CBO	SV	IP	H	R	ER	BB	SO	2B	3B	HR	AB	B/Avg	WP	HBP	BK	SFA	SHA
20 Stephen Faris....	2.92	0-0	2	2	0	0/0	0	12.1	19	4	4	3	14	2	1	0	54	.352	2	0	0	0	1
44 Robert Rohrbaugh.	3.55	1-1	3	2	0	0/0	1	12.2	13	5	5	1	12	1	0	2	49	.265	1	1	0	0	1
48 Josh Cribb.....	3.60	1-1	2	2	1	1/0	0	15.0	14	7	6	3	11	2	1	1	61	.230	0	0	0	0	1

36 Stephen Clyne....	0.00	0-0	2	0	0	0/0	0	3.2	2	0	0	0	0	0	0	0	12	.167	0	0	0	0	0
27 Jeff Hahn.....	0.00	1-0	2	0	0	0/0	0	3.0	2	0	0	3	3	1	0	0	10	.200	0	0	0	0	0
17 Chris Fidrych....	0.00	0-0	1	0	0	0/0	0	1.1	0	0	0	0	3	0	0	0	5	.000	0	0	0	0	0
42 Drew Fiorenza....	0.00	0-0	1	0	0	0/0	0	0.2	0	0	0	0	1	0	0	0	2	.000	0	0	0	0	0
41 Daniel Moskos....	0.00	1-0	1	0	0	0/0	0	0.1	0	0	0	0	0	0	0	0	1	.000	0	0	0	0	0
47 David Kopp.....	9.00	0-0	2	0	0	0/0	0	4.0	6	4	4	2	2	3	0	1	17	.353	0	0	0	0	0
Totals.....	3.23	4-2	6	6	1	1/0	1	53.0	56	20	19	12	46	9	2	4	211	.265	3	1	0	0	3
Opponents.....	4.58	2-4	6	6	0	0/0	1	53.0	51	32	27	31	39	9	3	4	195	.262	8	4	1	2	8

PB - Team (3), CASANOVA 2, PIERCE 1, Opp (1). Pickoffs - Team (1), CRIBB 1, Opp (3). SBA/ATT - CASANOVA (4-7), FARIS (1-3), HAHN (2-3), CRIBB (1-1).



2005 Team Game-By-Game Batting Stats



2005 Clemson Baseball Team Game-by-Game for Clemson (as of Jun 14, 2005) Batting (All games)

Date	Opponent	AB	R	H	RBI	2B	3B	HR	BB	IBB	SB	CS	HBP	SAC	SF	GDP	K	PO	A	E	Avg
Feb 18, 2005	vs West Virginia	32	7	10	5	3	0	0	5	0	1	0	0	0	0	2	5	27	15	0	.312
Feb 19, 2005	at Coastal Carolina	31	2	6	2	2	0	0	4	0	3	0	3	0	1	0	7	25	11	1	.254
Feb 20, 2005	vs East Carolina	30	0	3	0	1	0	0	3	0	0	0	0	0	0	1	6	24	9	4	.204
Feb 25, 2005	California-Irvine	28	3	6	2	2	1	0	2	0	0	0	0	2	0	1	9	27	13	1	.207
Feb 26, 2005	California-Irvine	35	5	9	4	3	0	1	3	2	1	0	0	3	0	0	4	27	12	0	.218
Feb 27, 2005	California-Irvine	34	10	13	10	1	0	2	4	0	3	0	1	0	2	1	3	27	17	1	.247
Mar 04, 2005	at Auburn	42	5	14	5	4	0	1	0	0	1	1	0	0	0	1	10	26	14	0	.263
Mar 05, 2005	at Auburn	36	4	11	4	1	0	1	1	0	0	1	0	0	0	2	8	24	11	0	.269
Mar 06, 2005	at Auburn	47	14	19	14	2	1	3	2	0	1	1	0	0	0	0	5	27	13	1	.289
Mar 09, 2005	Winthrop	30	2	4	2	1	0	0	0	0	0	1	0	0	0	1	5	27	12	2	.275
Mar 12, 2005	South Carolina	34	3	9	3	2	0	1	3	0	0	0	0	1	0	1	4	27	10	0	.274
Mar 13, 2005	at South Carolina	37	5	13	4	1	0	1	2	0	0	1	0	1	0	1	6	24	9	2	.281
Mar 16, 2005	Furman	38	11	15	10	2	0	2	7	0	0	0	0	0	0	1	5	27	12	0	.291
Mar 18, 2005	*North Carolina	28	1	3	1	0	0	0	5	0	1	0	1	1	0	1	13	27	14	0	.280
Mar 19, 2005	*North Carolina	30	9	10	8	1	0	3	7	0	1	0	1	2	1	1	1	27	10	2	.283
Mar 20, 2005	*North Carolina	35	7	8	7	3	0	1	2	0	0	0	0	0	0	0	8	27	11	0	.280
Mar 22, 2005	at Old Dominion	31	1	4	1	1	0	0	3	1	1	1	0	0	0	0	8	27	16	1	.272
Mar 23, 2005	at Old Dominion	34	2	7	2	3	0	1	3	0	0	0	1	0	0	0	9	24	7	2	.268
Mar 25, 2005	at *Maryland	43	14	14	11	5	0	0	5	0	0	0	0	0	0	1	6	27	13	3	.272
Mar 26, 2005	at *Maryland	48	6	12	4	1	0	1	3	0	1	1	1	4	0	1	7	39	18	3	.270
Mar 26, 2005	at *Maryland	41	12	17	10	5	0	2	1	0	0	1	0	1	0	0	8	27	12	0	.278
Mar 29, 2005	Coastal Carolina	42	14	17	13	7	1	1	4	0	0	1	1	0	1	0	7	27	10	0	.285
Mar 30, 2005	Coastal Carolina	36	8	14	6	2	0	0	2	0	1	0	0	2	2	1	2	27	14	2	.290
Apr 02, 2005	at *Florida State	32	1	4	1	1	0	0	3	0	0	0	1	0	0	1	9	24	10	1	.283
Apr 03, 2005	at *Florida State	31	4	8	4	2	0	0	3	0	0	0	0	2	1	1	9	25	16	0	.282
Apr 03, 2005	at *Florida State	40	7	17	6	0	0	2	3	0	1	1	2	0	0	2	8	27	12	1	.289
Apr 05, 2005	at Georgia	41	10	17	10	6	0	0	2	0	0	1	1	2	1	1	7	24	15	1	.294
Apr 06, 2005	Georgia	33	1	6	1	0	0	0	2	0	0	1	0	0	0	0	6	27	13	1	.290
Apr 08, 2005	*Duke	32	9	10	8	2	0	1	0	0	2	1	0	2	0	0	6	27	10	1	.291
Apr 09, 2005	*Duke	32	11	10	10	4	0	2	6	0	2	0	0	1	1	0	5	27	18	1	.292
Apr 10, 2005	*Duke	42	16	17	16	3	0	2	3	1	0	0	0	0	0	1	3	27	13	3	.296
Apr 12, 2005	at Western Carolina	33	7	7	6	1	0	2	5	0	0	0	0	1	0	0	8	27	16	3	.293
Apr 13, 2005	South Carolina	37	12	15	10	3	0	4	4	0	0	0	0	2	0	0	7	27	11	0	.297
Apr 15, 2005	*Virginia	38	13	18	12	3	0	2	2	0	0	1	2	1	2	1	6	27	12	2	.303
Apr 16, 2005	*Virginia	28	3	7	3	1	0	0	4	3	0	0	0	2	0	1	4	27	13	0	.301
Apr 17, 2005	*Virginia	31	2	7	1	2	0	0	1	0	0	1	1	0	0	2	4	27	17	1	.300
Apr 19, 2005	Western Carolina	38	10	17	10	3	1	1	3	0	2	0	3	1	0	2	3	27	9	0	.304
Apr 20, 2005	at South Carolina	38	7	12	7	1	1	2	3	0	0	0	0	2	0	1	7	27	15	1	.304
Apr 22, 2005	at *N.C. State	32	3	7	3	0	0	1	3	0	0	0	0	1	1	1	7	24	9	0	.302
Apr 23, 2005	at *N.C. State	44	16	17	15	1	1	5	2	0	1	0	1	0	0	0	8	27	10	3	.305
Apr 24, 2005	at *N.C. State	39	8	14	7	3	1	1	0	0	1	0	1	1	0	0	6	25	8	1	.306
Apr 26, 2005	Elon	30	9	9	7	2	1	2	9	0	2	1	0	2	0	2	6	27	12	2	.306
Apr 27, 2005	Wofford	32	7	8	6	0	0	2	7	2	0	0	0	2	0	0	7	27	11	1	.305
Apr 29, 2005	*Georgia Tech	38	14	14	13	2	0	3	5	0	0	0	0	4	1	0	5	27	13	3	.306
Apr 30, 2005	*Georgia Tech	38	6	13	6	1	0	1	1	0	0	0	0	0	0	1	4	27	13	2	.307
May 01, 2005	*Georgia Tech	37	4	12	4	1	1	0	2	0	0	1	2	1	0	0	4	27	14	2	.308
May 08, 2005	at *Virginia Tech	40	7	13	7	3	0	3	3	0	0	0	2	0	0	1	4	24	11	2	.308
May 09, 2005	at *Virginia Tech	32	7	8	7	2	0	1	6	0	2	0	0	2	1	0	6	27	16	2	.307
May 10, 2005	at *Virginia Tech	33	6	9	6	2	0	3	3	1	0	1	0	2	0	0	6	27	14	2	.306
May 13, 2005	at *Wake Forest	33	4	7	4	3	0	0	0	0	1	0	0	1	0	0	6	27	8	0	.305
May 14, 2005	at *Wake Forest	55	17	23	16	4	0	2	5	0	0	1	2	1	2	0	6	33	15	1	.308
May 15, 2005	at *Wake Forest	38	6	14	6	3	0	0	1	0	0	1	0	0	1	1	4	27	10	0	.309
May 17, 2005	Coll. of Charleston	31	8	9	7	3	0	1	2	0	2	0	1	1	1	0	5	27	16	3	.309
May 19, 2005	*Miami (FL)	41	15	15	12	0	1	1	4	0	1	0	0	0	0	0	10	27	12	2	.310
May 20, 2005	*Miami (FL)	33	9	10	8	3	0	2	1	0	2	0	0	1	1	1	6	27	13	0	.310
May 21, 2005	*Miami (FL)	33	6	9	6	4	0	1	6	1	0	0	0	0	0	0	6	27	16	0	.309
May 25, 2005	vs Virginia	35	1	10	1	1	0	0	1	0	1	0	0	1	0	1	9	27	17	3	.309
May 26, 2005	vs Miami (FL)	35	9	12	9	4	0	1	3	1	0	0	2	0	1	0	4	27	11	1	.310
May 27, 2005	vs N.C. State	37	5	10	5	1	0	1	1	0	1	0	0	0	0	0	6	27	8	2	.309
May 28, 2005	vs Virginia	34	4	10	4	0	0	2	3	0	0	0	0	1	0	2	9	24	13	1	.309
Jun 03, 2005	North Carolina A&T	32	12	10	12	3	2	0	10	0	3	0	1	1	1	0	4	27	15	1	.309
Jun 04, 2005	at Coll. of Charleston	33	6	8	5	2	0	0	6	0	3	0	1	2	1	1	3	27	15	3	.308
Jun 05, 2005	at Oral Roberts	32	8	10	7	1	0	3	6	0	0	0	1	1	0	2	5	27	5	1	.308
Jun 11, 2005	at Baylor	33	4	8	2	1	1	0	2	0	0	0	0	3	0	0	9	27	10	1	.307
Jun 12, 2005	Baylor	31	1	6	1	2	0	0	6	0	0	0	0	0	0	2	11	27	5	3	.305
Jun 13, 2005	at Baylor	34	1	9	1	0	0	1	1	0	0	1	1	1	0	0	7	24	10	1	.305
Totals		2343	461	714	420	137	13	76	214	12	42	21	34	62	24	44	411	1763	813	84	.305



2005 Team Game-By-Game Pitching Stats



2005 Clemson Baseball Team Game-by-Game for Clemson (as of Jun 14, 2005) Pitching (All games)

Date	Opponent	IP	H	R	ER	BB	SO	2B	3B	HR	WP	BK	HBP	DP	IBB	Score	W-L	SV	ERA
Feb 18, 2005	vs West Virginia	9.0	10	2	2	1	8	6	0	0	0	0	1	0	0	7-2	1-0	0	2.00
Feb 19, 2005	at Coastal Carolina	8.1	4	3	3	6	9	1	0	0	0	0	2	1	0	2-3	1-1	0	2.60
Feb 20, 2005	vs East Carolina	8.0	13	10	9	1	8	1	1	1	2	0	2	0	0	0-10	1-2	0	4.97
Feb 25, 2005	California-Irvine	9.0	7	2	2	2	13	4	0	0	1	0	0	1	0	3-2	2-2	1	4.19
Feb 26, 2005	California-Irvine	9.0	9	4	4	5	9	2	0	0	0	1	0	0	0	5-4	3-2	1	4.15
Feb 27, 2005	California-Irvine	9.0	7	2	2	3	8	1	0	0	0	0	4	2	0	10-2	4-2	1	3.78
Mar 04, 2005	at Auburn	8.2	14	6	6	4	7	3	0	0	0	3	3	1	0	5-6	4-3	1	4.13
Mar 05, 2005	at Auburn	8.0	17	8	8	3	5	5	0	1	0	0	2	0	1	4-8	4-4	1	4.70
Mar 06, 2005	at Auburn	9.0	9	3	2	3	7	4	0	0	0	0	0	0	0	14-3	5-4	1	4.38
Mar 09, 2005	Winthrop	9.0	12	8	6	4	4	1	0	1	2	0	1	1	0	2-8	5-5	1	4.55
Mar 12, 2005	South Carolina	9.0	12	6	6	5	5	4	0	2	0	0	1	2	1	3-6	5-6	1	4.69
Mar 13, 2005	at South Carolina	8.0	7	6	4	3	4	3	1	1	1	0	0	0	0	5-6	5-7	1	4.67
Mar 16, 2005	Furman	9.0	7	1	1	5	9	1	0	1	1	0	1	2	0	11-1	6-7	1	4.38
Mar 18, 2005	*North Carolina	9.0	9	2	2	0	12	2	0	0	0	0	1	1	0	1-2	6-8	1	4.20
Mar 19, 2005	*North Carolina	9.0	4	1	1	5	6	1	0	0	0	0	0	1	0	9-1	7-8	1	3.98
Mar 20, 2005	*North Carolina	9.0	8	3	3	2	7	1	0	1	0	0	1	0	0	7-3	8-8	1	3.92
Mar 22, 2005	at Old Dominion	9.0	2	0	0	1	5	0	0	0	0	0	1	1	0	1-0	9-8	2	3.68
Mar 23, 2005	at Old Dominion	8.0	6	3	1	6	12	1	0	0	2	0	0	0	0	2-3	9-9	2	3.55
Mar 25, 2005	at *Maryland	9.0	6	3	2	1	10	0	0	0	1	0	3	0	0	14-3	10-9	2	3.47
Mar 26, 2005	at *Maryland	13.0	12	4	4	5	13	1	0	1	1	0	0	0	0	6-4	11-9	2	3.42
Mar 26, 2005	at *Maryland	9.0	4	0	0	2	12	1	0	0	0	0	0	1	0	12-0	12-9	2	3.26
Mar 29, 2005	Coastal Carolina	9.0	12	5	5	4	7	1	0	0	0	0	0	2	0	14-5	13-9	2	3.34
Mar 30, 2005	Coastal Carolina	9.0	11	1	0	3	7	0	0	0	0	0	0	3	0	8-1	14-9	2	3.19
Apr 02, 2005	at *Florida State	8.0	10	3	2	3	9	1	0	0	0	0	0	0	0	1-3	14-10	2	3.15
Apr 03, 2005	at *Florida State	8.1	8	5	5	5	6	2	0	0	2	0	3	1	1	4-5	14-11	2	3.24
Apr 03, 2005	at *Florida State	9.0	7	3	3	5	6	3	0	0	0	0	0	0	0	7-3	15-11	3	3.23
Apr 05, 2005	at Georgia	8.0	10	11	10	9	9	3	1	0	2	0	0	0	0	10-11	15-12	3	3.50
Apr 06, 2005	Georgia	9.0	5	4	1	3	8	2	0	0	0	0	2	1	0	1-4	15-13	3	3.41
Apr 08, 2005	*Duke	9.0	5	3	2	2	13	1	0	0	0	0	0	0	0	9-3	16-13	3	3.36
Apr 09, 2005	*Duke	9.0	11	6	6	4	9	0	1	0	1	0	0	0	0	11-6	17-13	3	3.45
Apr 10, 2005	*Duke	9.0	13	6	4	4	9	1	0	0	1	0	2	0	0	16-6	18-13	3	3.46
Apr 12, 2005	at Western Carolina	9.0	7	4	1	3	4	1	0	0	0	0	2	0	0	7-4	19-13	3	3.39
Apr 13, 2005	South Carolina	9.0	5	2	2	1	7	2	0	1	0	0	1	1	0	12-2	20-13	3	3.34
Apr 15, 2005	*Virginia	9.0	9	4	3	4	6	0	0	0	0	0	1	4	0	13-4	21-13	3	3.33
Apr 16, 2005	*Virginia	9.0	6	2	2	2	3	1	0	0	1	1	0	0	1	3-2	22-13	3	3.30
Apr 17, 2005	*Virginia	9.0	13	9	8	3	6	0	1	1	0	0	1	1	0	2-9	22-14	3	3.43
Apr 19, 2005	Western Carolina	9.0	5	1	1	1	6	1	0	0	2	0	1	0	0	10-1	23-14	3	3.36
Apr 20, 2005	at South Carolina	9.0	9	5	5	4	5	3	1	0	1	0	0	0	0	7-5	24-14	3	3.40
Apr 22, 2005	at *N.C. State	8.0	16	8	8	6	11	7	0	0	0	0	2	0	2	3-8	24-15	3	3.53
Apr 23, 2005	at *N.C. State	9.0	10	9	6	6	10	2	0	1	3	0	1	0	0	16-9	25-15	3	3.60
Apr 24, 2005	at *N.C. State	8.1	12	9	9	4	8	0	0	2	1	0	0	1	1	8-9	25-16	3	3.74
Apr 26, 2005	Elon	9.0	7	6	5	6	11	3	0	1	0	0	1	0	0	9-6	26-16	4	3.77
Apr 27, 2005	Wofford	9.0	6	1	1	2	6	0	0	0	1	0	1	1	0	7-1	27-16	4	3.70
Apr 29, 2005	*Georgia Tech	9.0	21	18	17	7	9	2	2	1	1	0	2	2	0	14-18	27-17	4	4.01
Apr 30, 2005	*Georgia Tech	9.0	12	5	5	5	8	0	0	1	1	0	0	2	0	6-5	28-17	4	4.03
May 01, 2005	*Georgia Tech	9.0	10	6	5	7	5	0	0	0	1	0	2	1	0	4-6	28-18	4	4.05
May 08, 2005	at *Virginia Tech	8.0	14	11	7	2	6	4	1	0	0	0	2	1	0	7-11	28-19	4	4.13
May 09, 2005	at *Virginia Tech	9.0	6	0	0	1	6	0	0	0	0	1	0	1	0	7-0	29-19	4	4.04
May 10, 2005	at *Virginia Tech	9.0	9	2	2	5	7	1	0	1	0	0	0	1	1	6-2	30-19	4	4.00
May 13, 2005	at *Wake Forest	9.0	6	1	1	1	5	1	0	0	1	0	1	0	0	4-1	31-19	4	3.94
May 14, 2005	at *Wake Forest	11.0	15	14	14	9	9	1	0	3	2	0	6	2	2	17-14	32-19	4	4.12
May 15, 2005	at *Wake Forest	9.0	11	5	5	3	9	0	0	3	0	0	0	2	0	6-5	33-19	5	4.13
May 17, 2005	Coll. of Charleston	9.0	13	5	5	1	4	2	0	1	0	0	0	2	0	8-5	34-19	6	4.15
May 19, 2005	*Miami (FL)	9.0	11	5	4	2	5	2	0	0	0	0	2	1	0	15-5	35-19	6	4.15
May 20, 2005	*Miami (FL)	9.0	9	2	2	2	10	1	0	0	0	0	0	2	0	9-2	36-19	6	4.11
May 21, 2005	*Miami (FL)	9.0	8	2	2	5	4	1	0	0	1	0	0	1	0	6-2	37-19	7	4.07
May 25, 2005	vs Virginia	9.0	12	8	6	2	6	1	0	0	1	0	3	1	0	1-8	37-20	7	4.10
May 26, 2005	vs Miami (FL)	9.0	6	1	1	0	8	0	0	1	0	0	0	1	0	9-1	38-20	7	4.05
May 27, 2005	vs N.C. State	9.0	5	4	1	3	11	1	0	1	0	0	0	0	0	5-4	39-20	8	4.00
May 28, 2005	vs Virginia	8.0	8	5	4	5	3	0	0	0	0	0	1	0	1	4-5	39-21	8	4.01
Jun 03, 2005	North Carolina A&T	9.0	11	2	2	1	10	0	1	0	1	0	0	0	0	12-2	40-21	8	3.97
Jun 04, 2005	at Coll. of Charleston	9.0	2	0	0	1	6	0	0	0	0	0	0	1	0	6-0	41-21	8	3.91
Jun 05, 2005	at Oral Roberts	9.0	11	3	3	0	12	2	0	1	0	0	1	1	0	8-3	42-21	8	3.89
Jun 11, 2005	at Baylor	9.0	12	2	2	5	5	3	0	0	1	0	0	0	0	4-2	43-21	9	3.86
Jun 12, 2005	Baylor	9.0	12	7	6	2	8	2	1	1	0	0	0	0	1	1-7	43-22	9	3.90
Jun 13, 2005	at Baylor	8.0	8	6	6	3	5	2	0	2	1	0	0	0	0	1-6	43-23	9	3.94
Totals		587.2	608	298	257	223	500	206	22	62	37	6	61	51	12	461-298	43-23	9	3.94

* = ACC game



2005 Team Superlatives



2005 Clemson Baseball
Season Game Highs for Clemson (as of Jun 14, 2005)
(All games)
TEAM GAME HIGHS

Batting

At bats: 55 - vs Wake Forest (May 14, 2005)
Runs scored: 17 - vs Wake Forest (May 14, 2005)
Hits: 23 - vs Wake Forest (May 14, 2005)
RBIs: 16 - vs Duke (Apr 10, 2005)
16 - vs Wake Forest (May 14, 2005)
Doubles: 7 - vs Coastal Carolina (Mar 29, 2005)
Triples: 2 - vs North Carolina A&T (Jun 03, 2005)
Home runs: 5 - vs N.C. State (Apr 23, 2005)
Total bases: 35 - vs N.C. State (Apr 23, 2005)
Walks: 10 - vs North Carolina A&T (Jun 03, 2005)
Strikeouts: 13 - vs North Carolina (Mar 18, 2005)
Sac hits: 4 - vs Maryland (Mar 26, 2005)
4 - vs Georgia Tech (Apr 29, 2005)
Sac flies: 2 - (4 games)
Stolen bases: 3 - (4 games)
Hit by pitch: 3 - vs Coastal Carolina (Feb 19, 2005)
3 - vs Western Carolina (Apr 19, 2005)
Caught stealing: 1 - (21 games)
Runners LOB: 15 - vs Wake Forest (May 14, 2005)
Hit into DP: 3 - vs West Virginia (Feb 18, 2005)
3 - vs North Carolina (Mar 19, 2005)
3 - vs Virginia (May 28, 2005)

Fielding

Putouts: 39 - vs Maryland (Mar 26, 2005)
Assists: 18 - vs Maryland (Mar 26, 2005)
18 - vs Duke (Apr 09, 2005)
Errors: 4 - vs East Carolina (Feb 20, 2005)
Passed balls: 3 - vs Maryland (Mar 25, 2005)
DPs turned: 4 - vs Virginia (Apr 15, 2005)

Pitching

Innings pitched: 13.0 - vs Maryland (Mar 26, 2005)
Strikeouts: 13 - vs California-Irvine (Feb 25, 2005)
13 - vs Maryland (Mar 26, 2005)
13 - vs Duke (Apr 08, 2005)
Hits allowed: 2 - vs Old Dominion (Mar 22, 2005)
2 - vs Coll. of Charleston (Jun 04, 2005)
Wild pitches: 3 - vs N.C. State (Apr 23, 2005)
Hit batters: 6 - vs Wake Forest (May 14, 2005)



2005 Individual Superlatives



2005 Clemson Baseball
Season Game Highs for Clemson (as of Jun 14, 2005)
(All games)
INDIVIDUAL GAME HIGHS

Batting

At bats: 8 - Brad Chalk vs Wake Forest (May 14, 2005)
Runs scored: 5 - Kris Harvey vs Duke (Apr 10, 2005)
5 - Taylor Harbin vs N.C. State (Apr 23, 2005)
Hits: 5 - Tyler Colvin vs Auburn (Mar 04, 2005)
5 - Taylor Harbin vs N.C. State (Apr 23, 2005)
RBIs: 8 - Taylor Harbin vs N.C. State (Apr 23, 2005)
Doubles: 3 - Tyler Colvin vs N.C. State (Apr 24, 2005)
3 - Taylor Harbin vs Miami (FL) (May 21, 2005)
Triples: 1 - (13 games)
Home runs: 3 - Taylor Harbin vs N.C. State (Apr 23, 2005)
Total bases: 16 - Taylor Harbin vs N.C. State (Apr 23, 2005)
Walks: 3 - Brad Chalk vs Elon (Apr 26, 2005)
Strikeouts: 4 - Tyler Colvin vs Florida State (Apr 02, 2005)
Sac hits: 2 - Adrian Casanova vs Elon (Apr 26, 2005)
Sac flies: 1 - (24 games)
Stolen bases: 2 - Taylor Harbin vs Coastal Carolina (Feb 19, 2005)
2 - Herman Demmink vs California-Irvine (Feb 27, 2005)
2 - Tyler Colvin vs Duke (Apr 09, 2005)
Hit by pitch: 2 - Tyler Colvin vs Florida State (Apr 03, 2005)
2 - Brad Chalk vs Virginia Tech (May 08, 2005)
Caught stealing: 1 - (21 games)
Runners LOB: 5 - Travis Storrer vs Florida State (Apr 03, 2005)
5 - Brad Chalk vs Wake Forest (May 14, 2005)

Fielding

Putouts: 19 - Andy D'Alessio vs Maryland (Mar 26, 2005)
Assists: 7 - Taylor Harbin vs North Carolina (Mar 18, 2005)
7 - Stan Widmann vs Duke (Apr 09, 2005)
7 - Taylor Harbin vs Virginia (May 28, 2005)
Errors: 3 - Stan Widmann vs East Carolina (Feb 20, 2005)
Passed balls: 2 - Gene Pierce vs Maryland (Mar 25, 2005)
2 - Adrian Casanova vs Coastal Carolina (Mar 30, 2005)
2 - Gene Pierce vs Virginia Tech (May 08, 2005)

Pitching

Innings pitched: 9.0 - (6 games)
Strikeouts: 10 - (4 games)
Wild pitches: 2 - Drew Fiorenza vs Winthrop (Mar 09, 2005)
2 - Jeff Hahn vs Old Dominion (Mar 23, 2005)
2 - Drew Fiorenza vs N.C. State (Apr 23, 2005)
Hit batters: 3 - Josh Cribb vs Maryland (Mar 25, 2005)
3 - Kris Harvey vs Florida State (Apr 03, 2005)
3 - Kris Harvey vs Wake Forest (May 14, 2005)



2005 Individual Game-By-Game Batting



Date	Opponent	Andrade	Casanova	Chalk	Colvin	D'Alessio	Demmink	Ferguson	Hall	Harbin	Harvey	Ingram	Storrier	Widmann	Williams
		AB-R-H-RBI	AB-R-H-RBI	AB-R-H-RBI	AB-R-H-RBI	AB-R-H-RBI	AB-R-H-RBI	AB-R-H-RBI	AB-R-H-RBI	AB-R-H-RBI	AB-R-H-RBI	AB-R-H-RBI	AB-R-H-RBI	AB-R-H-RBI	AB-R-H-RBI
2-18	% West Virginia	1-0-0-0	*3-0-0-0	*5-1-2-2	*2-1-1-0	*3-0-0-0	*3-1-1-0	-----	-----	*4-2-2-1	*4-0-1-0	-----	*2-1-2-2	*4-1-0-0	1-0-1-0
2-19	% Coastal Carolina	*2-0-0-0	*3-0-0-0	*4-0-1-0	-----	*2-0-0-1	1-0-0-0	-----	-----	*5-1-2-0	*3-0-2-1	-----	*4-1-0-0	*4-0-0-0	*3-0-1-0
2-20	% East Carolina	*2-0-0-0	*2-0-0-0	*3-0-0-0	*2-0-0-0	*3-0-0-0	1-0-0-0	2-0-0-0	1-0-0-0	*3-0-0-0	*3-0-0-0	0-0-0-0	*4-0-1-0	*2-0-1-0	1-0-0-0
2-25	California-Irvine	-----	*3-1-2-0	*3-1-0-0	*4-1-2-0	*3-0-0-0	*3-0-1-1	-----	-----	*4-0-1-1	*4-0-0-0	-----	*2-0-0-0	*2-0-0-0	-----
2-26	California-Irvine	-----	*4-0-1-1	1-0-0-0	*4-1-0-1	*3-1-1-0	*4-0-1-0	-----	-----	*5-2-2-0	*4-1-1-2	-----	*4-0-0-0	*4-0-3-0	-----
2-27	California-Irvine	2-0-0-0	*2-1-1-1	2-0-0-0	*2-1-0-0	*3-1-1-2	*2-2-2-0	2-0-0-0	1-0-1-0	*2-2-2-2	*2-1-1-4	1-0-1-0	*2-0-0-1	*3-1-1-0	*3-1-1-0
3- 4	Auburn	-----	*2-0-0-0	*2-0-0-0	*5-0-5-1	*5-0-0-0	*5-2-3-2	-----	1-0-0-0	*5-1-0-0	*5-1-2-2	-----	*5-0-3-0	*4-0-1-0	2-1-0-0
3- 5	Auburn	-----	0-0-0-0	-----	*3-1-1-0	1-0-0-1	*5-0-0-0	*4-1-1-0	-----	*4-1-3-0	*4-0-0-0	*4-0-1-0	*4-1-1-2	*4-0-3-1	-----
3- 6	Auburn	1-1-1-1	*4-1-1-1	2-1-2-0	*4-2-2-0	*4-2-2-6	*4-2-1-0	0-0-0-0	1-0-0-0	*6-0-2-3	*5-1-2-1	1-1-1-0	*6-1-3-1	*3-0-0-0	*3-0-1-0
3- 9	Winthrop	-----	*2-0-0-0	*2-0-0-0	*3-0-1-0	*3-0-0-0	*4-0-0-0	1-0-0-0	-----	*4-1-1-0	*3-0-1-2	1-0-0-0	*4-1-1-0	*3-0-0-0	-----
3-12	South Carolina	-----	*2-0-0-0	*1-0-0-0	*4-0-0-0	*4-0-0-0	*5-0-1-0	2-0-0-0	-----	*5-1-2-1	*4-0-2-1	0-0-0-0	*3-1-1-1	*3-1-2-0	1-0-1-0
3-13	South Carolina	-----	*2-0-1-0	1-0-0-0	*4-1-3-1	*4-0-1-0	*4-1-2-0	*3-0-0-0	-----	*5-2-2-1	*5-0-1-0	-----	*4-1-2-2	*4-0-1-0	1-0-0-0
3-16	Furman	1-0-0-0	*3-1-1-0	*3-2-3-0	*2-2-1-0	*3-0-1-3	*3-1-1-0	2-0-0-0	2-1-1-1	*4-1-0-1	*2-2-1-3	2-0-0-0	*2-1-1-1	*4-0-3-1	1-0-0-0
3-18	*North Carolina	-----	*1-0-0-0	1-0-0-0	*4-0-0-0	*3-0-0-0	*4-0-0-0	-----	0-0-0-0	*4-1-2-0	*3-0-1-1	-----	*4-0-0-0	*3-0-0-0	*1-0-0-0
3-19	*North Carolina	1-0-0-0	*1-0-0-1	*3-0-0-0	*4-0-0-0	*2-1-1-0	*4-2-2-2	1-0-1-0	1-0-0-0	*3-2-2-2	*4-3-2-2	0-0-0-0	*2-0-1-1	*3-1-1-0	0-0-0-0
3-20	*North Carolina	-----	*3-0-0-0	2-0-0-0	*4-1-1-0	*4-1-1-3	*3-2-1-0	1-0-0-0	-----	*4-0-1-0	*4-0-2-4	-----	*3-2-1-0	*4-0-1-0	*3-1-0-0
3-22	Old Dominion	-----	*3-0-0-0	*4-0-2-0	*4-0-1-1	*2-0-0-0	*4-0-1-0	-----	-----	*4-1-0-0	*2-0-0-0	-----	*4-0-0-0	*4-0-0-0	-----
3-23	Old Dominion	-----	0-0-0-0	2-0-0-0	*3-1-1-2	1-0-0-0	*4-1-1-0	1-0-0-0	1-0-0-0	*3-0-1-0	*4-0-1-0	*2-0-0-0	*4-0-2-0	*4-0-1-0	*3-0-0-0
3-25	*Maryland	2-0-0-0	*3-2-2-1	*4-4-3-1	*4-1-1-1	*4-1-1-0	*3-1-0-0	1-0-0-0	1-0-1-0	*5-3-3-4	*4-0-1-1	0-0-0-0	*4-1-2-3	*4-1-0-0	1-0-0-0
3-26	*Maryland ⁽¹⁾	-----	*2-0-0-0	*5-0-2-0	*6-0-0-0	*6-1-1-0	*6-2-4-3	2-1-1-1	2-0-0-0	*4-0-1-0	*6-1-2-0	-----	*3-0-0-0	*3-1-1-0	1-0-0-0
3-26	*Maryland ⁽²⁾	2-1-1-0	*3-1-1-1	*2-1-2-2	*5-1-1-0	*2-1-1-3	*2-2-2-0	1-0-0-0	2-0-2-0	*4-2-2-3	*3-1-2-0	3-0-0-0	*4-1-2-0	*4-1-1-1	2-0-0-0
3-29	Coastal Carolina	1-0-0-0	*3-2-2-0	1-0-1-0	*5-2-2-4	*3-0-1-0	*3-2-2-1	2-1-1-1	2-1-1-0	*2-3-1-3	*3-1-1-1	2-0-0-0	*3-0-2-2	*4-0-2-0	*4-1-1-0
3-30	Coastal Carolina	-----	*2-0-0-1	-----	*5-2-1-0	*4-1-3-1	*4-1-2-1	*5-0-0-0	-----	*5-0-1-0	*5-1-3-0	-----	*4-2-3-2	*2-1-1-1	-----
4- 2	*Florida State	-----	*3-0-0-0	0-0-0-0	*4-0-0-0	*4-1-2-0	*2-0-1-1	1-0-0-0	-----	*3-0-0-0	*4-0-1-0	-----	*4-0-0-0	*3-0-0-0	*4-0-0-0
4- 3	*Florida State ⁽¹⁾	-----	*3-0-0-0	*2-0-0-0	*2-0-1-2	*1-0-0-0	*5-2-2-0	1-0-1-1	1-0-0-0	*4-1-2-0	*4-1-2-1	-----	*3-0-0-0	*4-0-0-0	1-0-0-0
4- 3	*Florida State ⁽²⁾	-----	*5-1-3-0	*3-1-2-0	*3-0-0-0	*4-0-1-0	*5-2-3-2	-----	-----	*5-0-3-2	*5-1-1-1	-----	*5-0-1-1	*5-2-3-0	-----
4- 5	Georgia	-----	*4-0-0-1	*4-2-2-0	*3-2-1-1	*5-1-3-2	*4-2-2-0	0-0-0-0	1-0-1-1	*5-2-3-1	*4-1-2-2	-----	*4-0-2-2	*5-0-1-0	1-0-0-0
4- 6	Georgia	-----	*2-0-1-0	1-0-0-0	*4-0-1-0	*4-0-0-0	*4-0-0-0	1-0-0-0	-----	*3-1-1-0	*4-0-0-0	-----	*3-0-1-0	*4-0-2-1	*3-0-0-0
4- 8	*Duke	-----	*1-0-0-0	*4-1-1-0	*4-1-1-2	-----	*4-1-2-2	*2-0-0-0	2-1-1-0	*3-1-0-0	*3-2-2-1	1-0-0-0	*4-1-1-1	*3-0-1-0	1-1-1-2
4- 9	*Duke	1-1-1-2	*3-3-2-2	*4-1-2-2	*4-1-2-0	0-0-0-0	*2-1-0-0	0-0-0-0	*3-1-0-0	*4-1-2-3	*3-1-0-0	0-0-0-0	*3-0-0-0	*3-1-1-1	-----
4-10	*Duke	*3-0-1-2	*3-0-0-0	*5-2-3-1	*5-2-2-2	2-0-1-2	*5-1-1-2	-----	0-1-0-1	*5-2-2-1	*4-5-3-3	1-0-0-0	*4-1-2-1	*4-2-2-1	1-0-0-0
4-12	Western Carolina ^C	*3-1-1-0	*3-0-1-0	*4-1-1-0	*4-1-2-3	*4-1-1-2	-----	-----	-----	*4-0-0-0	*3-1-0-0	-----	*5-1-1-1	*3-1-0-0	-----
4-13	South Carolina	1-0-0-0	*3-2-2-0	*4-2-3-0	*5-1-2-1	*3-1-1-0	*3-1-1-1	-----	-----	*5-1-2-5	*4-2-1-1	-----	*5-1-2-2	*4-1-1-0	-----
4-15	*Virginia	1-0-0-0	*2-2-1-1	*4-0-0-0	*4-1-1-0	*3-2-1-2	*5-1-4-3	0-0-0-0	0-0-0-1	*5-1-3-1	*4-3-3-2	1-0-0-0	*2-2-1-0	*3-1-2-2	1-0-0-0
4-16	*Virginia	-----	*2-0-0-0	*4-1-2-0	*4-2-2-1	*3-0-1-1	*4-0-0-0	-----	1-0-0-0	*3-0-0-0	*3-0-2-0	-----	*2-0-0-0	*2-0-0-1	-----
4-17	*Virginia	-----	*2-1-2-0	*3-0-1-0	*4-1-2-0	*3-0-1-1	*4-0-1-0	-----	1-0-0-0	*4-0-0-0	*3-0-0-0	-----	*4-0-0-0	*3-0-0-0	-----
4-19	Western Carolina	0-0-0-0	*2-1-0-0	*3-2-2-0	*4-1-2-1	*3-1-2-2	*3-1-1-0	0-1-0-0	1-0-0-0	*4-0-3-3	*3-0-1-1	2-0-0-0	*5-1-3-1	*3-0-1-0	1-1-0-0
4-20	South Carolina	-----	*2-0-0-0	*3-1-1-0	*5-1-2-2	*5-0-0-0	*4-1-2-1	1-0-0-0	1-0-1-0	*5-1-0-1	*4-1-2-3	-----	*5-0-2-0	*3-1-2-0	-----
4-22	*N.C. State	-----	*2-0-0-0	*1-0-0-0	*3-1-1-1	*4-0-0-0	*5-1-3-0	1-0-0-0	1-0-0-0	*4-0-0-0	*4-1-2-2	-----	*3-0-1-0	*4-0-0-0	-----
4-23	*N.C. State	0-0-0-0	*4-3-2-3	*5-2-1-0	*4-0-2-2	*4-1-0-0	*6-2-3-0	1-0-0-0	1-0-0-0	*5-5-5-8	*3-1-0-0	-----	*4-0-1-0	*4-2-2-2	1-0-1-0
4-24	*N.C. State	-----	*3-0-0-0	*4-2-2-0	*5-2-4-3	*4-0-1-1	*5-1-2-0	-----	-----	*5-1-0-0	*5-2-2-3	-----	*4-0-2-0	*4-0-1-0	-----
4-26	Elon	-----	*1-0-0-0	*1-1-1-0	*4-1-1-0	*3-0-0-0	*4-2-1-2	-----	-----	*5-1-1-2	*5-1-2-3	-----	*3-0-1-0	*3-3-1-0	1-0-1-0
4-27	Wofford	0-0-0-0	*2-0-0-0	*3-0-0-0	*4-1-1-0	1-1-1-4	*4-0-1-0	1-0-0-0	*2-0-0-0	*3-1-1-0	*2-3-2-1	0-0-0-0	*3-1-1-1	*4-0-1-0	1-0-0-0
4-29	*Georgia Tech	-----	*2-0-0-1	*4-1-0-0	*4-1-1-0	*5-2-3-3	*5-1-2-1	0-0-0-0	1-0-0-0	*5-2-1-0	*5-2-3-3	-----	*3-2-2-2	*4-3-2-3	-----
4-30	*Georgia Tech	-----	*2-0-0-0	*4-0-2-0	*4-0-1-1	*4-2-2-1	*5-2-3-1	1-0-1-1	1-0-1-0	*5-0-2-2	*4-0-0-0	-----	*4-1-1-0	*4-0-0-0	0-1-0-0
5- 1	*Georgia Tech	-----	*2-0-0-0	*4-0-1-0	*5-1-0-0	*3-0-0-0	*3-0-2-2	1-0-0-0	1-0-1-0	*5-1-3-0	*5-0-1-0	-----	*4-1-3-2	*4-1-1-0	-----
5- 8	*Virginia Tech	-----	*2-0-2-1	*3-0-0-0	*5-1-2-0	*4-2-3-4	*5-0-0-0	1-0-1-0	1-0-0-0	*5-0-0-0	*5-0-1-0	-----	*5-3-3-2	*4-1-1-0	-----
5- 9	*Virginia Tech	-----	*4-1-2-2	*3-1-1-0	*4-0-1-3	*2-1-0-0	*3-2-1-1	0-0-0-0	-----	*3-1-1-1	*5-0-0-0	-----	*4-0-1-0	*3-1-1-0	1-0-0-0
5-10	*Virginia Tech	-----	*1-0-1-0	*5-1-3-0	*3-1-0-0	*3-0-1-0	*5-0-0-0	1-0-0-0	-----	*3-1-1-0	*4-1-1-4	-----	*4-1-1-1	*3-0-0-0	-----
5-13	*Wake Forest	-----	*2-0-0-0	*3-1-1-0	*4-0-1-2	*4-0-0-0	*4-1-1-0	1-0-1-1	-----	*4-1-1-1	*4-0-0-0	-----	*3-0-1-0	*3-0-1-0	0-1-0-0
5-14	*Wake Forest	-----	*4-1-3-4	*8-2-3-0	*6-2-1-1	*6-4-3-6	*7-0-2-2	1-0-0-0	5-1-2-2	*6-2-4-0	*0-1-0-0	-----	*5-4-3-1	*6-0-2-0	-----
5-15	*Wake Forest	-----	*4-0-2-0	*4-2-1-0	*5-1-3-4	*4-0-0-0	*5-0-1-1	-----	*3-1-1-1	*5-2-3-0	-----	-----	*4-0-2-0	*4-0-1-0	-----
5-17	College of Charleston	-----	*4-0-0-0	*2-1-1-0	*4-0-1-2	*3-1-1-2	*3-3-2-0	-----	-----	*3-1-1-2	*4-1-1-0	-----	*4-1-1-0	*4-0-1-1	-----
5-19	*Miami (FL)	0-0-0-0	*4-1-2-4	*3-1-1-0	*5-2-2-0	*4-0-1-2	*5-1-1-2	1-2-0-0	1-0-0-1	*4-1-1-0	*4-3-3-2	1-0-0-0	*2-2-1-1	*3-2-2-0	1-0-0-0
5-20	*Miami (FL)	-----	*4-0-0-0	*3-1-1-0	*4-1-1-1	*2-0-0-1	*4-2-1-0	-----	-----	*4-1-2-1	*4-3-3-3	-----	*4-1-1-1	*4-0-1-1	-----
5-21	*Miami (FL)	-----	*2-0-0-0	*4-2-1-0	*4-1-1-3	*2-0-0-0	*4-1-2-0	0-0-0-0	1-0-0-1	*5-1-3-1	*4-1-2-1	-----	*2-0-0-0	*4-0-0-0	-----
5-25	+ Virginia	-----	*3-1-1-0	*4-0-2-0	*4-0-0-0	*4-0-1-0	*5-0-1-0	1-0-0-0	-----	*3-0-1-1	*4-0-1-0	-----	*4-0-1-0	*3-0-2-0	-----
5-26	+ Miami (FL)	-----	*2-2-0-1	*4-0-2-1	*4-1-1-1	*4-1-1-0	*5-1-3-2	-----	-----	*5-0-2-1	*4-1-1-1	-----	*4-1-1-0	*3-2-1-2	-----
5-27	+ N.C. State	-----	*4-0-0-0	*5-1-2-0	*3-0-0-0	*4-0-1-0	*5-0-1-0	-----	-----	*4-2-2-1	*4-1-1-2	-----	*4-1-2-1	*4-0-1-1	-----
5-28	+ Virginia	-----	*3-0-0-0	*4-1-2-0	*4-0-1-0	*3-0-2-0	*5-0-2-0	-----	1-0-0-0	*3-0-0-0	*4-2-2-2	-----	*4-1-1-2	*3-0-0-0	-----
6- 3	\$ North Carolina A&T	-----	*1-0-0-0	*3-1-0-0	*4-2-1-2	*3-1-2-1	*3-0-2-3	0-0-0-0	0-0-0-0	*5-1-1-1	*4-2-1-0	-----	*4-2-2-2	*4-1-1-3	0-0-0-0
6- 4	\$ College of Charleston	-----	*3-2-1-0	*4-0-1-2	*4-0-0-0	*3-2-2-0	*3-0-1-2	-----	-----	*4-0-0-1	*5-0-1-0	-----	*4-0-1-0	*3-2-1-0	-----
6- 5	\$ Oral Roberts	-----	*3-0-0-0	*2-1-1-0	*4-0-1-1	*3-1-3-3	*4-1-0-0	1-0-0-0	-----	*4-1-1-0	*4-2-2-2	-----	*3-2-1-0	*3-0-0-0	-----
6-11	¶ Baylor	-----	*3-0-0-0	*4-0-1-0	*4-0-0-0	*3-0-1-0	*4-0-1-0	-----	-----	*3-1-1-0	*4-1-1-0	-----	*4-1-1-0	*4-1-2-2	-----
6-12	¶ Baylor	-----	*2-1-0-0	*2-0-1-0	*4-0-0-0	*2-0-0-0	*5-0-1-0	1-0-0-0	1-0-1-0	*4-0-1-1	*4-0-1-0	-----	*4-0-1-0	*2-0-0-0	-----
6-13	¶ Baylor	-----	*2-0-0-0	*3-0-0-0	*4-0-0-0	*3-0-0-0	*5-0-2-0	1-0-0-0	1-0-0-0	*4-0-0-0	*4-1-2-1	-----	*4-0-3-0	*3-0-2-0	-----

* - start; * - ACC regular-season game; % - Baseball at the Beach at Myrtle Beach, SC; + - ACC Tournament at Jacksonville, FL; \$ - NCAA Regional at Clemson, SC; ¶ - NCAA Super Regional at Waco, TX; ^C - due to inclement weather, game was completed on Apr. 19 at Clemson, SC; Note: **Bold** denotes a Clemson home game.



Career Individual Game-By-Game Pitching



#18 Jason Berken, RHP

2003 • Fr.												
Date	Opponent	IP	H	R	ER	BB	SO	Dec				
2-23	Auburn	1.2	2	0	0	1	1					
2-26	Charleston Southern	[^] 1.0	0	0	0	0	2					
3- 2	South Carolina	1.0	0	0	0	3	1					
3- 8	Old Dominion	[^] 5.1	3	1	1	1	6	W				
3-17	†Georgia Southern ^G	[^] 5.0	2	0	0	5	0	W				
3-24	Wofford	[^] 5.0	7	3	2	2	7	W				
3-29	*N.C. State ⁽¹⁾	[^] 4.1	9	5	4	2	2	L				
4- 6	*Virginia	1.0	1	0	0	0	0					
4- 9	South Carolina	[^] 6.2	7	2	2	1	7	W				
4-15	Coastal Carolina	[^] 5.1	5	3	3	1	2	L				
4-20	*Maryland	1.0	0	0	0	0	0					
4-22	Georgia	3.2	4	2	0	1	1					
4-26	*Georgia Tech	[^] 0.2	0	0	0	0	1					
5- 4	*Duke	3.1	2	1	1	2	4					
5- 7	Elon	2.2	5	3	2	2	2					
5-11	*North Carolina	[^] 6.1	3	3	3	2	3					
5-15	*Wake Forest ^W	[^] 3.0	3	2	2	2	1					
5-22	+North Carolina	1.1	2	1	0	0	0					
5-30	\$Ohio State	1.0	3	1	1	0	1					

2004 • So.

Date	Opponent	IP	H	R	ER	BB	SO	Dec
2-28	#Georgia Southern	[^] 6.0	2	0	0	0	7	W
3- 6	South Carolina	[^] 4.0	4	5	5	4	3	L
3-12	Auburn	[^] 5.2	5	4	4	4	8	W
3-19	Texas Tech	[^] 6.0	4	1	0	1	5	W
3-26	*Wake Forest	[^] 7.0	3	3	0	4	5	W
4- 2	*Maryland	[^] 6.0	3	0	0	1	7	W
4-21	Western Carolina	[^] 1.0	0	0	0	0	0	
4-24	*N.C. State	[^] 3.0	0	0	0	3	2	
5-20	*Duke	[^] 4.0	2	1	0	0	1	
5-26	+North Carolina	[^] 3.2	7	4	4	1	2	

#36 Stephen Clyne, RHP

2005 • *So.

Date	Opponent	IP	H	R	ER	BB	SO	Dec
2-20	%East Carolina	2.1	0	0	0	0	3	
2-25	California-Irvine	[^] 1.0	0	0	0	0	3	S
3- 4	Auburn	[^] 0.1	1	0	0	2	1	
3-18	*North Carolina	[^] 1.1	0	0	0	0	2	
3-23	Old Dominion	[^] 2.1	0	0	0	0	2	
3-26	*Maryland ⁽²⁾	1.0	0	0	0	0	2	
3-30	Coastal Carolina	[^] 1.0	1	0	0	0	1	
4- 3	*Florida State ⁽¹⁾	[^] 0.1	0	0	0	1	0	
4- 5	Georgia	0.2	4	3	3	1	1	
4-10	*Duke	[^] 1.2	2	1	0	1	2	W
4-17	*Virginia	1.1	3	2	2	0	0	
4-22	*N.C. State	[^] 4.0	6	2	2	3	7	
4-26	Elon	[^] 3.0	3	1	1	2	4	S
4-30	*Georgia Tech	[^] 0.1	0	0	0	0	0	W
5- 8	*Virginia Tech	[^] 2.2	6	3	2	0	1	
5-19	*Miami (FL)	[^] 1.0	1	1	1	1	0	
5-25	+Virginia	[^] 0.2	0	0	0	0	1	
6- 3	\$North Carolina A&T	[^] 2.0	2	0	0	0	0	
6-12	†Baylor	[^] 1.2	0	0	0	0	0	

#48 Josh Cribb, RHP

2003 • *Fr.

Date	Opponent	IP	H	R	ER	BB	SO	Dec
2-26	Charleston Southern	1.0	0	0	0	0	0	
3-11	Tennessee Tech	0.1	1	0	0	0	0	
3-17	†Georgia Southern ^G	1.0	0	0	0	1	1	
3-21	Maine	1.0	0	0	0	0	1	
3-25	Western Carolina	4.1	7	4	2	1	4	
4-13	*Florida State	2.0	0	0	0	0	1	
4-16	Coastal Carolina	2.0	1	0	0	1	2	
4-19	*Maryland ⁽²⁾	0.0	3	3	3	1	0	L
5- 6	*Duke	1.0	3	2	0	0	0	
5- 8	Furman	[^] 6.0	9	4	4	1	3	
5-16	*Wake Forest	2.0	3	0	0	0	2	
5-22	+North Carolina	2.0	5	2	2	1	2	
5-31	\$Princeton	2.1	4	2	0	0	3	

2004 • *So.

Date	Opponent	IP	H	R	ER	BB	SO	Dec
2-29	#Georgia Southern	[^] 1.0	1	0	0	0	1	
3- 5	College of Charleston	[^] 4.0	2	0	0	0	3	S
3-10	Wofford	1.0	0	0	0	0	1	
3-20	Texas Tech	1.0	1	1	1	0	0	
3-23	Elon	[^] 5.2	3	2	1	1	6	W
3-28	*Wake Forest	2.0	2	0	0	0	2	
4- 4	*Maryland	[^] 1.0	1	0	0	0	2	
4- 7	South Carolina	5.0	2	0	0	0	4	W
4-14	South Carolina	1.0	1	2	2	2	0	
4-17	*North Carolina	[^] 1.2	3	2	1	1	3	
4-21	Western Carolina	3.0	7	2	2	1	1	
5- 2	*Florida State	[^] 3.2	7	6	6	1	3	
5- 5	Charleston Southern	[^] 3.1	0	0	0	1	4	W
5- 9	Central Florida	[^] 4.2	0	0	0	2	7	
5-14	*Georgia Tech	[^] 4.1	7	6	5	3	2	L
5-20	*Duke	3.0	0	0	0	0	2	W
5-26	+North Carolina	1.2	3	2	2	0	1	
5-28	+North Carolina	3.2	2	0	0	1	6	
6- 4	\$Birmingham-Southern	[^] 4.0	1	0	0	0	5	S
6- 6	\$Georgia ⁽¹⁾	[^] 6.0	6	5	5	2	5	W

2005 • *Jr.

Date	Opponent	IP	H	R	ER	BB	SO	Dec
2-18	%West Virginia	[^] 6.0	9	2	2	0	4	W
2-25	California-Irvine	[^] 6.1	5	1	1	2	8	
3- 4	Auburn	[^] 4.0	8	2	2	0	4	
3-12	South Carolina	[^] 5.1	8	4	4	3	4	L
3-18	*North Carolina	[^] 7.2	8	2	2	0	10	L
3-25	*Maryland	[^] 7.0	5	3	2	1	7	W
4- 2	*Florida State	[^] 4.0	9	3	2	1	3	L
4- 5	Georgia	[^] 1.1	1	2	2	3	1	L
4-10	*Duke	[^] 5.1	9	4	3	1	4	
4-16	*Virginia	[^] 8.0	6	2	2	1	3	
4-20	South Carolina	[^] 1.2	2	1	1	0	1	W
4-24	*N.C. State	[^] 6.0	7	6	6	2	6	
4-29	*Georgia Tech	[^] 3.2	6	4	4	3	5	
5- 9	*Virginia Tech	[^] 9.0	6	0	0	1	6	W
5-14	*Wake Forest	[^] 3.0	3	1	1	2	3	W
5-20	*Miami (FL)	[^] 7.0	7	2	2	1	9	W
5-26	+Miami (FL)	[^] 9.0	6	1	1	0	8	W
6- 4	\$College of Charleston	[^] 9.0	2	0	0	1	6	W
6-12	†Baylor	[^] 6.0	12	7	6	2	5	L

#20 Stephen Faris, RHP

2004 • Fr.

Date	Opponent	IP	H	R	ER	BB	SO	Dec
2-24	Charlotte	1.0	3	1	1	0	1	
2-29	#East Carolina	3.1	4	3	2	1	3	L
3- 6	South Carolina	[^] 2.2	2	0	0	0	2	
3-12	Auburn	0.1	2	1	0	0	0	
3-14	Auburn	0.2	1	1	1	0	0	
3-20	Texas Tech	1.1	3	2	2	1	1	
3-24	Elon	[^] 3.1	6	5	5	0	2	L
3-31	Georgia	[^] 6.0	5	2	2	2	4	W
4-10	*Virginia ⁽²⁾	[^] 6.1	4	3	3	1	2	L
4-18	*North Carolina	[^] 2.1	4	1	1	3	0	
4-21	Western Carolina	4.0	4	5	4	1	3	
5- 3	*Florida State	0.1	5	5	5	0	1	
5-12	College of Charleston	2.0	5	2	2	0	2	
5-14	*Georgia Tech	[^] 1.2	2	1	1	0	1	
5-20	*Duke	[^] 2.0	3	0	0	0	1	
5-27	+Georgia Tech	0.2	0	0	0	1	0	
6- 6	\$Georgia ⁽²⁾	[^] 4.0	4	3	3	1	1	

2005 • So.

Date	Opponent	IP	H	R	ER	BB	SO	Dec
2-19	%Coastal Carolina	[^] 0.1	1	0	0	0	0	
2-27	California-Irvine	2.1	0	0	0	2	1	
3- 6	Auburn	[^] 1.0	0	0	0	1	1	
3- 9	Winthrop	5.1	6	1	1	1	2	
3-16	Furman	[^] 5.0	4	0	0	0	4	W
3-20	*North Carolina	1.1	0	0	0	0	3	
3-22	Old Dominion	[^] 2.0	0	0	0	0	3	S
3-26	*Maryland ⁽¹⁾	[^] 6.0	2	0	0	4	6	W
4- 2	*Florida State	[^] 4.0	1	0	0	2	6	
4- 6	Georgia	[^] 9.0	5	4	1	3	8	L
4-12	Western Carolina ^C	[^] 5.0	3	2	2	2	1	W
4-13	South Carolina	[^] 9.0	5	2	2	1	7	W
4-24	*N.C. State	[^] 2.1	5	3	3	2	2	L
4-29	*Georgia Tech	[^] 5.1	11	8	8	2	4	
5- 8	*Virginia Tech	[^] 3.1	5	6	5	1	3	L
5-13	*Wake Forest	[^] 9.0	6	1	1	1	5	W
5-19	*Miami (FL)	[^] 7.0	8	2	1	0	5	W
5-25	+Virginia	[^] 7.1	8	3	2	0	4	L
6- 3	\$North Carolina A&T	[^] 6.2	9	2	2	1	10	
6-11	†Baylor	[^] 5.2	10	2	2	2	4	

#17 Chris Fidrych, LHP

2005 • Fr.

Date	Opponent	IP	H	R	ER	BB	SO	Dec
2-27	California-Irvine	^1.0	1	0	0	0	0	
3- 5	Auburn	^0.1	1	0	0	0	1	
3- 9	Winthrop	^0.2	0	0	0	0	1	
3-18	* North Carolina	0.0	1	0	0	0	0	
3-29	Coastal Carolina	2.0	5	3	3	2	1	
4-15	* Virginia	^1.0	0	0	0	1	1	
4-19	Western Carolina	4.0	1	0	0	0	4	
5- 1	* Georgia Tech	2.2	2	2	2	2	2	
5-19	* Miami (FL)	1.0	2	2	2	1	0	
6-12	† Baylor	1.1	0	0	0	0	3	



Career Individual Game-By-Game Pitching



#42 Drew Fiorenza, RHP

2005 • Jr.										
Date	Opponent	IP	H	R	ER	BB	SO	Dec		
2-18	% West Virginia	^1.0	1	0	0	1	1			
2-26	California-Irvine	^0.1	0	0	0	0	1	W		
3- 6	Auburn	1.2	0	0	0	0	1			
3- 9	Winthrop	0.2	0	1	0	2	1			
3-13	South Carolina	^0.2	3	1	1	0	1	L		
3-16	Furman	^1.0	1	0	0	2	2			
3-20	*North Carolina	^1.0	0	0	0	1	0			
3-25	*Maryland	^1.0	0	0	0	0	2			
3-29	Coastal Carolina	^1.0	1	0	0	1	1			
3-30	Coastal Carolina	1.0	0	0	0	0	0			
4- 5	Georgia	*2.1	5	4	4	3	4			
4- 9	*Duke	^1.0	2	2	2	1	1			
4-17	*Virginia	^0.2	3	1	1	0	0			
4-19	Western Carolina	2.0	2	0	0	0	1			
4-23	*N.C. State	^2.0	4	4	4	2	2			
5-15	*Wake Forest	^2.1	1	0	0	0	3	S		
5-21	*Miami (FL)	1.1	3	0	0	2	1	W		
6-13	¶ Baylor	^0.2	0	0	0	0	1			

#27 Jeff Hahn, RHP

2002 • *Fr.										
Date	Opponent	IP	H	R	ER	BB	SO	Dec		
2-23	Auburn	1.0	2	2	2	0	2			
3- 2	South Carolina	0.0	3	3	3	0	0			
3- 6	College of Charleston	1.0	1	0	0	0	1			
3-10	Purdue	2.1	1	0	0	0	3			
3-17	South Alabama	0.2	1	0	0	0	0			
3-26	Coastal Carolina	^2.0	1	0	0	1	2			
3-29	*Maryland	^2.2	0	0	0	1	1	S		
4- 3	Winthrop	1.1	2	1	1	0	1			
4- 6	*N.C. State	^2.0	1	0	0	0	2			
4-10	Georgia	1.0	0	0	0	0	0	W		
4-12	*North Carolina	2.2	4	1	1	0	2			
4-14	*North Carolina	1.2	2	2	2	0	1			
4-17	South Carolina	0.2	1	0	0	1	0			
4-21	*Duke	0.1	1	0	0	1	0			
4-23	Furman	0.2	1	0	0	0	1			
5- 6	*Georgia Tech	1.2	1	0	0	1	0			
5- 9	Elon	5.1	4	1	0	2	5			
5-15	Western Carolina	3.1	4	0	0	2	2	W		
5-19	*Florida State	^4.0	5	2	2	3	3			
5-24	+N.C. State	^2.0	2	0	0	0	0	S		
6- 1	\$ East Carolina	^1.0	2	0	0	0	1	S		
6- 8	¶ Arkansas	1.1	2	2	2	0	0			
6-16	! Georgia Tech	3.2	5	2	2	3	3	W		

2003 • *So.

Date	Opponent	IP	H	R	ER	BB	SO	Dec		
2-22	Auburn ⁽¹⁾	*5.1	9	4	4	0	3	L		
2-26	Charleston Southern	*1.0	2	0	0	1	0	W		
3- 2	South Carolina	*4.1	5	4	4	1	1	L		
3- 9	Old Dominion	*6.0	3	1	1	1	5	W		
3-20	Maine	*7.0	3	3	1	2	6	W		
3-25	Western Carolina	*2.1	2	5	4	4	4	L		
4- 1	Western Carolina	0.1	0	0	0	2	0			
4- 5	*Virginia	*4.1	6	3	3	3	2	L		
4-11	*Florida State	^2.0	0	0	0	0	3			
4-16	Coastal Carolina	^1.0	0	0	0	0	0			
4-19	*Maryland ⁽¹⁾	^1.2	2	1	1	0	1			
4-25	*Georgia Tech ^T	3.0	2	0	0	1	4			
4-27	*Georgia Tech	1.0	0	0	0	0	1			
5- 5	*Duke	^1.0	2	1	1	0	1	L		
5- 8	Furman	0.1	1	3	0	0	1	L		
5-10	*North Carolina	4.0	4	1	1	0	5			
5-12	*North Carolina	^1.2	2	0	0	0	1	W		
5-17	*Wake Forest	4.0	6	1	1	3	0	W		
5-23	+Duke	4.1	6	0	0	0	2			
5-30	\$ Ohio State	3.1	2	3	2	1	2	L		
4-25	*N.C. State	0.0	2	4	2	0	0			
5- 3	*Florida State	2.2	3	3	3	4	2			

2004 • *Jr.

Date	Opponent	IP	H	R	ER	BB	SO	Dec		
2-24	Charlotte	1.2	3	1	1	0	0			
2-28	# East Carolina	1.0	0	0	0	0	1			
3- 3	Gardner-Webb	4.0	3	2	2	0	7	W		
3-12	Auburn	0.2	1	1	1	0	0			
3-14	Auburn	1.2	1	1	1	1	1			
3-19	Texas Tech	^3.0	2	2	2	2	3	S		
3-24	Elon	^5.2	5	2	2	2	0			
3-27	*Wake Forest	1.1	1	0	0	1	1			
4- 2	*Maryland	0.0	3	2	2	0	0			
4-13	Winthrop	1.2	4	1	1	0	0			
4-20	The Citadel	5.0	4	0	0	2	2	W		
5- 1	*Florida State	^2.0	0	0	0	0	2			
5- 7	Central Florida	0.0	1	1	1	2	0			
5-12	College of Charleston	*6.0	8	3	3	2	4	W		
5-22	*Duke	1.0	0	0	0	0	1			
5-27	+Georgia Tech	0.1	2	2	2	2	1			
5-28	+N.C. State	^1.1	0	0	0	0	1			
6- 5	\$ Birmingham-Southern	*6.0	5	3	3	1	4			

2005 • *Sr.

Date	Opponent	IP	H	R	ER	BB	SO	Dec		
2-18	% West Virginia	2.0	0	0	0	0	0	3		
2-20	% East Carolina	0.2	3	4	3	0	0			
2-26	California-Irvine	3.2	1	2	2	2	5			
3- 5	Auburn	4.1	6	2	2	2	0	3		
3-12	South Carolina	^2.1	1	0	0	1	1			
3-19	*North Carolina	^2.0	3	1	1	0	1			
3-23	Old Dominion	*5.2	6	3	1	6	10	L		
3-30	Coastal Carolina	*6.0	9	1	0	1	5	W		
4- 3	*Florida State ⁽²⁾	^3.0	1	0	0	0	3	S		
4- 5	Georgia	3.2	0	2	1	2	3			
4-10	*Duke	2.0	2	1	1	2	3			
4-15	*Virginia	2.0	2	0	0	0	2			
4-16	*Virginia	^0.1	0	0	0	0	0	W		
4-20	South Carolina	2.1	3	1	1	1	1			
4-23	*N.C. State	1.0	1	0	0	1	2			
4-27	Wofford	1.2	1	0	0	0	2			
4-29	*Georgia Tech	0.0	1	3	3	2	0			
5-10	*Virginia Tech	^5.0	2	0	0	3	5	W		
5-14	*Wake Forest	4.2	5	3	3	1	2			
5-17	College of Charleston	^2.2	3	0	0	0	3	S		
5-20	*Miami (FL)	^2.0	2	0	0	1	1			
5-25	+Virginia	0.0	2	3	3	1	0			
5-27	+N.C. State	^0.1	1	0	0	0	1	S		
6- 5	\$ Oral Roberts	1.0	0	0	0	0	2			
6-11	¶ Baylor	2.0	2	0	0	3	1	W		

#35 Kris Harvey, OF/RHP/1B

2003 • Fr.

Date	Opponent	IP	H	R	ER	BB	SO	Dec		
2-22	Auburn ⁽²⁾	^3.0	6	5	5	0	1	S		
2-26	Charleston Southern	1.0	0	0	0	0	1			
3- 5	College of Charleston	*4.0	2	2	1	4	0	W		
3-12	Tennessee Tech	*6.0	2	0	0	1	2	W		
3-21	Maine	*3.2	8	5	5	1	2			
3-29	*N.C. State ⁽²⁾	*3.1	5	8	6	4	3			
4- 4	*Virginia	^2.0	1	1	1	1	4			
4- 9	South Carolina	0.1	0	0	0	0	0			
4-13	*Florida State	1.2	2	1	1	1	2			
4-16	Coastal Carolina	*5.0	4	2	2	4	3	W		
4-22	Georgia	*3.1	5	7	7	5	3	L		
5-22	+North Carolina	^1.0	0	0	0	0	1			
5-31	\$ Princeton	^1.1	0	0	0	1	0	W		

2004 • So.

Date	Opponent	IP	H	R	ER	BB	SO	Dec		
2-24	Charlotte	*1.0	1	0	0	0	0			
2-29	# Georgia Southern	*5.0	2	0	0	3	5	W		
3- 5	College of Charleston	*5.0	5	4	4	3	5	W		
3-10	Wofford	*5.0	4	0	0	2	7	W		
3-16	Coastal Carolina	*5.1	3	1	1	1	5	W		
3-23	Elon	*3.1	4	4	4	5	2			
3-30	Georgia	*7.0	7	2	2	4	7	W		
4- 7	South Carolina	*3.0	6	4	4	4	1			
4-13	Winthrop	*5.2	5	4	4	5	3	W		
4-20	The Citadel	*3.0	7	4	4	1	1			
5- 5	Charleston Southern	*5.2	6	2	2	2	4			
5-11	Furman	*5.2	8	5	4	0	4			
5-28	+North Carolina	*4.0	8	4	4	1	2			
6- 6	\$ Georgia ⁽¹⁾	*3.0	7	4	4	1	6			

2005 • Jr.

Date	Opponent	IP	H	R	ER	BB	SO	Dec		
2-20	% East Carolina	*3.2	7	5	5	0	4	L		
2-27	California-Irvine	*5.2	6	2	2	1	7	W		
3- 6	Auburn	*6.1	9	3	2	2	5	W		
3-13	South Carolina	*7.0	4	3	2	2	3			
3-19	*North Carolina	*7.0	1	0	0	5	5	W		
3-26	*Maryland ⁽¹⁾	*7.0	10	4	4	1	7			
4- 3	*Florida State ⁽¹⁾	*2.0	3	3	3	3	2			
4- 8	*Duke	*7.0	5	3	2	1	9	W		
4-15	*Virginia	*6.0	7	4	3	3	3	W		
4-22	*N.C. State	*3.2	6	5	5	3	4	L		
5- 1	*Georgia Tech	*2.1	4	4	3	4	0	L		
5-14	*Wake Forest	*2.0	3	3	3	1	2			
5-28	+Virginia	*2.1	6	4	4	2	1	L		



Career Individual Game-By-Game Pitching



#50 Chris Howard, RHP

2005 • *Fr.

Date	Opponent	IP	H	R	ER	BB	SO	Dec
2-20	% East Carolina	^1.0	1	0	0	0	0	
3- 5	Auburn	0.1	0	0	0	0	0	
3-12	South Carolina	0.0	0	1	1	0	0	
4-19	Western Carolina	^1.0	1	1	1	0	0	
4-27	Wofford	2.1	3	0	0	0	1	W

#47 David Kopp, RHP

2005 • Fr.

Date	Opponent	IP	H	R	ER	BB	SO	Dec
2-19	% Coastal Carolina	2.1	1	1	1	3	4	
2-25	California-Irvine	1.1	2	1	1	0	2	
3- 4	Auburn	3.1	5	3	3	1	2	L
3- 9	Winthrop	*2.0	6	6	5	0	0	L
3-13	South Carolina	0.1	0	2	1	1	0	
3-16	Furman	1.0	1	0	0	0	0	
3-22	Old Dominion	*7.0	2	0	0	1	2	W
3-29	Coastal Carolina	*6.0	6	2	2	1	5	W
4- 3	*Florida State ⁽¹⁾	6.0	5	2	2	1	4	L
4- 9	*Duke	1.1	0	0	0	1	2	
4-12	Western Carolina ^c	*4.0	4	2	1	1	3	
4-17	*Virginia	1.1	1	1	1	0	0	
4-20	South Carolina	*5.0	4	3	3	3	3	
4-26	Elon	*6.0	4	5	4	4	7	W
4-30	*Georgia Tech	3.0	4	0	0	0	4	
5- 8	*Virginia Tech	2.0	3	2	0	1	2	
5-14	*Wake Forest	0.2	2	4	4	3	1	
5-17	College of Charleston	*6.0	8	4	4	0	1	W
5-21	*Miami (FL)	*2.0	0	0	0	0	0	S
5-28	+ Virginia	^5.2	2	1	0	0	3	2
6- 5	\$ Oral Roberts	*1.0	4	2	2	0	1	
6-13	¶ Baylor	3.0	2	2	2	2	1	

#41 Daniel Moskos, LHP

2005 • Fr.

Date	Opponent	IP	H	R	ER	BB	SO	Dec
2-19	% Coastal Carolina	0.2	0	1	1	1	1	L
2-20	% East Carolina	0.1	2	1	1	1	1	
2-25	California-Irvine	0.1	0	0	0	0	0	W
2-26	California-Irvine	0.0	1	0	0	1	0	
3- 4	Auburn	1.0	0	1	1	1	0	
3- 9	Winthrop	0.1	0	0	0	1	0	
3-12	South Carolina	0.1	1	0	0	1	0	
3-16	Furman	1.0	1	1	1	1	0	
3-20	*North Carolina	0.1	2	1	1	0	0	
3-25	*Maryland	1.0	1	0	0	0	1	
3-26	*Maryland ⁽²⁾	^1.0	1	0	0	0	1	
3-30	Coastal Carolina	1.0	1	0	0	2	1	
4- 8	*Duke	*2.0	0	0	0	1	4	
4-16	*Virginia	0.2	0	0	0	1	0	
4-22	*N.C. State	0.1	4	1	1	0	0	
4-27	Wofford	*2.0	1	0	0	0	3	
4-29	*Georgia Tech	0.0	3	3	2	0	0	L
5- 1	*Georgia Tech	*2.2	2	0	0	0	2	
5-17	College of Charleston	0.1	2	1	1	1	0	
5-25	+ Virginia	1.0	2	2	1	1	1	
6- 3	\$ North Carolina A&T	0.1	0	0	0	0	0	W

#44 Robert Rohrbaugh, LHP

2003 • Fr.

Date	Opponent	IP	H	R	ER	BB	SO	Dec
2-22	Auburn ⁽¹⁾	0.0	1	1	1	0	0	
2-26	Charleston Southern	1.0	0	0	0	0	2	
3- 2	South Carolina	0.1	0	0	0	0	0	
3- 8	Old Dominion	2.0	2	0	0	0	0	
3-11	Tennessee Tech	1.1	1	0	0	0	3	
3-17	† Georgia Southern ^g	2.0	1	0	0	0	2	
3-20	Maine	0.1	0	0	0	0	0	
3-22	Maine	^1.1	1	0	0	1	1	S
3-28	*N.C. State	0.1	0	0	0	0	0	
3-29	*N.C. State ⁽²⁾	3.1	3	0	0	3	4	
4- 1	Western Carolina	1.0	1	0	0	0	1	
4- 2	South Carolina	0.2	0	1	0	0	1	
4- 5	*Virginia	2.0	0	1	1	1	0	
4- 9	South Carolina	1.0	1	0	0	1	0	
4-15	Coastal Carolina	2.0	2	1	1	2	6	
4-19	*Maryland ⁽¹⁾	0.2	2	1	1	0	0	
4-23	East Tennessee State	1.0	0	0	0	0	1	
4-26	*Georgia Tech	0.1	1	0	0	1	1	
4-27	*Georgia Tech	0.1	0	0	0	1	0	
5- 4	*Duke	0.1	1	0	0	1	0	
5- 7	Elon	0.1	1	2	2	1	0	
5- 8	Furman	1.1	1	2	1	0	1	
5-13	Furman	0.1	2	2	1	0	0	L
5-17	*Wake Forest	*4.2	6	2	2	1	2	
5-23	+ Duke	1.0	1	0	0	0	1	
5-30	\$ Ohio State	0.2	2	0	0	0	1	

2004 • So.

Date	Opponent	IP	H	R	ER	BB	SO	Dec
2-24	Charlotte	1.0	0	0	0	0	0	
2-28	# Georgia Southern	1.0	0	0	0	0	1	
2-28	# East Carolina	0.1	1	0	0	1	0	
3- 6	South Carolina	1.1	1	0	0	1	1	
3-12	Auburn	0.1	0	0	0	0	0	
3-14	Auburn	^0.1	1	0	0	0	0	
3-16	Coastal Carolina	1.1	2	1	1	0	1	
3-21	Texas Tech	*5.1	5	4	4	2	2	L
3-28	*Wake Forest	*6.0	6	2	2	1	5	W
4- 4	*Maryland	*8.0	7	2	1	0	3	W
4-10	*Virginia ⁽¹⁾	*7.0	4	2	2	1	3	
4-17	*North Carolina	*6.1	8	2	2	2	2	L
4-25	*N.C. State	*6.0	4	2	2	5	7	W
5- 2	*Florida State	*5.1	8	4	3	0	1	L
5- 7	Central Florida	*7.1	9	4	4	0	4	W
5-15	*Georgia Tech	*3.0	2	3	2	3	3	L
5-21	*Duke	*8.0	5	2	2	1	6	L
5-27	+ Georgia Tech	*5.1	7	3	3	1	3	
6- 4	\$ Birmingham-Southern	*2.1	5	5	5	1	1	
6- 6	\$ Georgia ⁽²⁾	1.0	2	1	1	2	1	

2005 • Jr.

Date	Opponent	IP	H	R	ER	BB	SO	Dec
2-19	% Coastal Carolina	*5.0	2	1	1	1	2	4
2-26	California-Irvine	*5.0	7	2	2	2	3	
3- 5	Auburn	*3.0	10	6	6	3	1	L
3-12	South Carolina	1.0	2	1	1	0	0	
3-16	Furman	1.0	0	0	0	2	3	
3-20	*North Carolina	*6.1	6	2	2	1	4	W
3-26	*Maryland ⁽²⁾	*7.0	3	0	0	2	9	W
4- 3	*Florida State ⁽²⁾	*6.0	6	3	3	5	3	W
4- 9	*Duke	*6.2	9	4	4	2	6	W
4-17	*Virginia	*5.2	6	5	4	3	6	L
4-23	*N.C. State	*6.0	5	5	2	3	6	W
4-30	*Georgia Tech	*5.2	8	5	5	5	4	
5-10	*Virginia Tech	*4.0	7	2	2	2	2	
5-15	*Wake Forest	*6.2	10	5	5	3	6	W
5-21	*Miami (FL)	*5.2	5	2	2	3	3	
5-27	+ N.C. State	*8.2	4	4	1	3	10	W
6- 5	\$ Oral Roberts	*7.0	7	1	1	0	9	W
6-11	¶ Baylor	^1.1	0	0	0	0	0	S
6-13	¶ Baylor	*4.1	6	4	4	1	3	L

#31 P.J. Zocchi, RHP

2004 • Fr.

Date	Opponent	IP	H	R	ER	BB	SO	Dec
2-24	Charlotte	1.0	1	0	0	0	0	
2-29	# Georgia Southern	3.0	1	0	0	0	5	
3- 3	Gardner-Webb	*2.0	5	3	3	2	2	

2005 • *Fr.

Date	Opponent	IP	H	R	ER	BB	SO	Dec
4-19	Western Carolina	*2.0	1	0	0	1	1	W
4-27	Wofford	*3.0	1	1	1	2	0	
5- 1	*Georgia Tech	1.1	2	0	0	1	1	
5-14	*Wake Forest	0.2	2	3	3	2	1	

• - start; ^ - finished game; * - ACC regular-season game; † - Charleston, SC; ° - Kinston, NC; # - Keith LeClair Invitational at Greenville, NC; % - Baseball at The Beach at Myrtle Beach, SC; + - ACC Tournament; \$ - NCAA Sub Regional; ¶ - NCAA Super Regional; ! - College World Series; ° - due to inclement weather, game was completed on Mar. 18; † - due to inclement weather, game was completed on Apr. 26; ° - due to inclement weather, game was completed on May 16; ° - due to inclement weather, game was completed on Apr. 19 at Clemson, SC; Note: **Bold** denotes a Clemson home game.



#22 Jorge Andrade, Jr.
3B/1B • R-R • 6-1 • 200 • So. • JC
San Diego, CA • San Diego City College

One of five Tigers from the West Coast and one of three new Tigers from California.

2005: Was 5-for-24 (.208) with a double, homer, and five RBIs in 19 games (four starts)...was 3-for-10 (.300) in eight ACC regular-season games...was 3-for-9 with runners in scoring position...had his first career hit, drove in a run, and

scored a run at Auburn on Mar. 6...hit a double and scored a run off the bench in the second game of a doubleheader at Maryland on Mar. 26...hit his first career home run (a pinch-hit, two-run, opposite-field shot) against Duke on Apr. 9; it came on the first at-bat his mother saw him have at Doug Kingsmore Stadium...in his first career start at first base, he went 1-for-3 with two RBIs against Duke on Apr. 10.

BEFORE CLEMSON: Played one season (2004) at San Diego City College, where he hit a team-best .391 and was coached by Chris Brown...lettered four times in baseball at Mission Bay High School, where he was coached by Dennis Pugh...was the freshman MVP, sophomore MVP, and team captain as a junior and senior...played on three league title teams.

PERSONAL: Pronounced HOHR-heh ahn-DRAH-deh...his cousin Jett Ruiz is a freshman catcher on the Boston College baseball team...majoring in sports management...born Jorge Mathis Andrade, Jr. on Oct. 1, 1985 in San Diego, CA.

Andrade's Overall Stats

Year	AVG	G-GS	AB	R	H	2B	3B	HR	RBI	TB	BB	HBP	SF	OB%	SB
2005	.208	19-4	24	4	5	1	0	1	5	9	2	2	0	.321	0-0

Andrade's ACC Regular-Season Stats

Year	AVG	G-GS	AB	R	H	2B	3B	HR	RBI	TB	BB	HBP	SF	OB%	SB
2005	.300	8-1	10	2	3	1	0	1	4	7	0	1	0	.364	0-0



#18 Jason Berken
RHP • R-R • 6-0 • 200 • Jr. • 2VL
De Pere, WI • West De Pere High School

Aggressive and competitive righthander who was a starter and reliever in 2003 and was the #1 starter in 2004 before he suffered an elbow injury; missed the entire 2005 season due to the injury, but hopes to return at full strength in 2006...has a 9-3 career record and 2.90 ERA in 105.2 innings pitched...has allowed just 88 hits (.229 opponents' batting average)

in his career...has a 2.27 ERA in 11 career appearances (seven starts) in ACC regular-season games...termed as a "battler" by Head Coach Jack Leggett.

2005: Co-captain...red-shirted, as he recovered from "Tommy John" surgery.

2004: Had a 5-1 record with a team-best 2.53 ERA in 10 starts...held opponents to a .181 batting average in his 46.1 innings pitched...had a streak of not allowing an earned run for 30 innings, one of the longest streaks in school history...only allowed an earned run in three of his 10 starts...in four ACC starts, he did not allow an earned run and allowed just eight hits in 20.0 innings pitched...did not allow an earned run and allowed just 12 hits in 27.0 innings pitched (six starts) in night games...was 3-0 with a 1.59 ERA in five starts at home...Clemson was 9-1 when he started on the mound...held opponents to a team-best .151 batting average with runners on base and team-best .156 batting average with runners in scoring position...did not allow an earned run and just eight hits in a total of 18.0 innings pitched in second and third innings combined...pitched 6.0 scoreless innings, allowing just two hits and no walks while striking out seven to earn the win against Georgia Southern at Greenville, NC on Feb. 28...struck out eight in his first 4.0 innings pitched and earned the win against #7 Auburn on Mar. 12...pitched 6.0 innings of four-hit ball to earn the win at Texas Tech on Mar. 19; he allowed just one unearned run and one walk while striking out five...pitched 7.0 innings, allowing just three hits and no earned runs to pick up the win against Wake Forest on Mar. 26...pitched 6.0 shutout innings of three-hit ball to earn the win against Maryland on Apr. 2; he allowed just one walk while striking out seven...pitched a perfect first inning in a

starting role in a scheduled short appearance against Western Carolina on Apr. 21; he had missed two starts due to pain in his elbow...traveled to Birmingham, AL to visit the world-renowned Dr. James Andrews in early May to examine his injured elbow...pitched 4.0 innings in a starting role, allowing two hits, no walks, and one unearned run at Duke on May 20...had surgery on his arm on Jun. 14 in Birmingham, AL...was a volunteer (pitching) coach for De Pere's American Legion team in the summer that won the AAA state title and advanced to the national tournament.

2003: Had a 4-2 record and 3.19 ERA in eight starts and 11 relief appearances...allowed just one home run and a .266 opponents' batting average...held ACC regular-season opponents to just three extra-base hits and a .250 batting average...held righthanded batters to a .215 batting average...held batters to a .194 batting average with two outs, a .189 batting average with runners on base and two outs, and a team-best .185 batting average with runners in scoring position and two outs...held batters to 0-for-8 with the bases loaded...had a 1.96 ERA in 11 relief outings...had a team-best 2.86 ERA in games away from home...pitched 1.2 scoreless innings in relief in his first career appearance at #16 Auburn on Feb. 23...in his first career start, he allowed just one run on three hits and one walk while striking out six in 5.1 innings pitched against Old Dominion on Mar. 8...earned the win by pitching 5.0 scoreless innings and allowing just two hits against Georgia Southern at Charleston, SC on Mar. 17...struck out seven in 5.0 innings pitched to earn the win against Wofford on Mar. 24...earned the win against South Carolina on Apr. 9; he allowed two runs, seven hits, and one walk while striking out seven in 6.2 innings pitched...pitched 3.2 innings at Georgia on Apr. 22, allowing no earned runs and four hits...retired the last two batters to close out the win against #4 Georgia Tech on Apr. 26...against the ACC's top hitting team (North Carolina), he pitched 6.1 innings, allowing only three runs and three hits on May 11...played for Keene in the NECBL in the summer.

BEFORE CLEMSON: Gatorade State Player-of-the-Year as a senior...Wisconsin state All-Star (legion) game MVP at Miller Park in 2002...threw one no-hitter and three one-hitters in legion play...named the best pitcher in his legion league in 2001 and 2002...a career .328 hitter with 68 stolen bases in three seasons...in 192.0 career innings pitched, he allowed 111 hits, 83 walks, and 31 earned runs while striking out 304...had a 23-3 career record and 1.45 ERA to go along with six saves...as a senior, he had 147 strikeouts and a 1.16 ERA in 78.2 innings pitched...as a junior, he had 102 strikeouts and a 0.77 ERA in 72.2 innings pitched...threw back-to-back no-hitters in his first two starts of his junior season...named all-area and all-conference in baseball, basketball, and football as a junior at West De Pere High...all-area, all-conference, and all-state as a senior in all three sports...first-team all-state quarterback by the **Milwaukee Journal Sentinel** as a senior...in his career, he passed for 3,839 yards and 37 touchdowns, rushed for 1,863 yards, and had 5,702 yards of total offense...passed for 2,339 yards as a senior, which included a 405-yard game (350 in the second half)...returned a punt a school-record 86 yards for a touchdown in a game at Wisconsin's Camp Randall Stadium...team scoring champion in basketball as a junior and senior...once scored 46 points in a game, making eight three-pointers...lettered four times in baseball, three times in basketball, and three times in football...coached by Sean Gibbons.

PERSONAL: Member of the ACC Academic Honor Roll in 2003-04...majoring in marketing...born Jason Thomas Berken on Nov. 27, 1983 in Green Bay, WI.



Tiger Bios



Berken's Overall Stats

Year	ERA	W-L	G-GS	CG	SHO	SV	IP	H	R	ER	BB	SO
2003	3.19	4-2	19-8	0	0	0	59.1	58	27	21	25	41
2004	2.53	5-1	10-10	0	0	0	46.1	30	18	13	18	40
Total	2.90	9-3	29-18	0	0	0	105.2	88	45	34	43	81

Berken's ACC Regular-Season Stats

Year	ERA	W-L	G-GS	CG	SHO	SV	IP	H	R	ER	BB	SO
2003	4.58	0-1	7-3	0	0	0	19.2	18	11	10	8	11
2004	0.00	2-0	4-4	0	0	0	20.0	8	4	0	8	15
Total	2.27	2-1	11-7	0	0	0	39.2	26	15	10	16	26

Berken's ACC Tournament Stats

Year	ERA	W-L	G-GS	CG	SHO	SV	IP	H	R	ER	BB	SO
2003	0.00	0-0	1-0	0	0	0	1.1	2	1	0	0	0
2004	9.82	0-0	1-1	0	0	0	3.2	7	4	4	1	2
Total	7.20	0-0	2-1	0	0	0	5.0	9	5	4	1	2

Berken's NCAA Tournament Stats

Year	ERA	W-L	G-GS	CG	SHO	SV	IP	H	R	ER	BB	SO
2003	9.00	0-0	1-0	0	0	0	1.0	3	1	1	0	1



#33 William Bond

LHP • R-L • 5-11 • 185 • Fr. • HS
Lawrenceville, GA • Greater Atlanta Christian School

2005: Red-shirted.

BEFORE CLEMSON: Lettered four times in baseball at Greater Atlanta Christian School, where he was coached by Cliff Shelton...threw a school-record four no-hitters and five one-hitters...member of the state runnerup team as a junior.

PERSONAL: Major is undeclared...born William Alan Bond on Dec. 12, 1985 in Columbia, SC.



#29 Adrian Casanova

C • R-R • 6-1 • 205 • *Jr. • TR
Miami, FL • Florida International University

Reliable catcher who is good at blocking pitches in the dirt...handles the pitching staff well...a solid bunter...a career .224 hitter in over three seasons (125 games) at the collegiate level, which includes over two seasons at Florida International.

2005: Drafted in the 44th round (1,315th overall pick) by the Detroit Tigers...hit .238 with four hom-

ers, 27 RBIs, and 12 sacrifice bunts in 66 games (64 starts)...the 12 sacrifice bunts are third-most in a season in Clemson history...hit .316 with a .team-best .571 batting average with runners in scoring position in 30 ACC regular-season starts...threw out 23 basestealers...hit his first homer as a Tiger at Auburn on Mar. 6...went 2-for-3 with two runs scored and an RBI at Maryland on Mar. 25...went 2-for-3 with two runs scored against #25 Coastal Carolina on Mar. 29...went 3-for-5 in the second game of a doubleheader at #6 Florida State on Apr. 3...went 2-for-3 with two doubles, three runs scored, and two RBIs against Duke on Apr. 9...went 2-for-3 with two runs scored against #4 South Carolina on Apr. 13...went 2-for-2 with a run scored against Virginia on Apr. 17...went 2-for-4 with three runs scored and a three-run homer at N.C. State on Apr. 23...went 2-for-2 with an RBI at Virginia Tech on May 8...went 2-for-4 with a two-run homer at Virginia Tech on May 9; he was 5-for-7 in the series...went 3-for-4 with a three-run homer and four RBIs at Wake Forest on May 14; he went 5-for-10 in the series...went 2-for-4 with a triple and four RBIs against #4 Miami (FL), his hometown team, on May 19.

BEFORE CLEMSON: Played three seasons (2002-04) at Florida International, where he was coached by Danny Price...threw out 16 of 43 basestealers and had five sacrifice bunts in 2004...lettered three times in baseball at Miami Coral Park Senior High, where he was coached by Jose Novas.

PERSONAL: His brother Gabby is a junior infielder on the Florida Atlantic baseball team...his father (Rolando) played baseball and was later an assistant coach at Florida International; he is now a scout in the Detroit Tigers' organization...his uncle (Humberto Acosta) played baseball at Miami

(FL)...majoring in health science...born Adrian Casanova on May 6, 1983 in Miami, FL.

Casanova's Overall Stats

Year	AVG	G-GS	AB	R	H	2B	3B	HR	RBI	TB	BB	HBP	SF	OB%	SB
2002*	.308	14-2	13	0	4	0	0	0	1	4	2	1	0	.438	0-0
2003*	.091	4-2	11	1	1	1	0	0	3	2	2	0	0	.231	0-0
2004*	.205	41-32	112	12	23	4	0	2	14	33	10	1	1	.274	0-2
2005	.238	66-64	168	31	40	5	1	4	27	59	10	6	1	.303	0-0
Total	.224	125-100	304	44	68	10	1	6	45	98	24	8	2	.296	0-2

* - Florida International

Casanova's ACC Regular-Season Stats

Year	AVG	G-GS	AB	R	H	2B	3B	HR	RBI	TB	BB	HBP	SF	OB%	SB
2005	.316	30-30	79	16	25	4	1	3	21	40	4	2	0	.365	0-0

Casanova's ACC Tournament Stats

Year	AVG	G-GS	AB	R	H	2B	3B	HR	RBI	TB	BB	HBP	SF	OB%	SB
2005	.083	4-4	12	3	1	1	0	0	1	2	1	1	0	.214	0-0

Casanova's NCAA Tournament Stats

Year	AVG	G-GS	AB	R	H	2B	3B	HR	RBI	TB	BB	HBP	SF	OB%	SB
2002*	----	1-0	0	0	0	0	0	0	0	0	0	0	0	----	0-0
2005	.071	6-6	14	3	1	0	0	0	0	1	2	1	0	.235	0-0
Total	.071	7-6	14	3	1	0	0	0	0	1	2	1	0	.235	0-0

* - Florida International



#8 Brad Chalk

OF • L-L • 6-0 • 170 • Fr. • HS
Greer, SC • Riverside High School

Speedy freshman who showed good range in centerfield and was in the #2 spot in the batting order most of 2005...good bunter...has beaten out many infield hits.

2005: Freshman All-American by **Collegiate Baseball**...hit .350 with a .458 on-base percentage (both team-bests) in 64 games (54 starts, all in

centerfield)...scored 46 runs and walked 34 times with six hit-by-pitches compared to only 19 strikeouts in 200 at-bats...had a 13-game hitting streak in May...hit a team-best .375 in games away from home and .367 in night games...hit a team-best .400 in Clemson wins and .218 in Clemson losses...hit .375 with a .485 on-base percentage from the #2 spot in the batting order (Clemson was 33-12 when he started at the #2 spot)...had 22 multi-hit games...had 15 sacrifice bunts, most in a season in Clemson history and tied for the 11th-most in the nation...had a team-high 10 bunt singles...had five outfield assists...went 2-for-5 with a two-run double against West Virginia at Myrtle Beach, SC on Feb. 18...went 2-for-2 off the bench at Auburn on Mar. 6...went 3-for-3 with two walks against Furman on Mar. 16...went 3-for-4 with four runs scored, a double, and an RBI at Maryland on Mar. 25...went 2-for-2 with a sacrifice bunt, a run scored, and two RBIs in the second game of a doubleheader at Maryland on Mar. 26; in the three-game series, he was 7-for-11 (.636)...went 2-for-3 with a stolen base and two walks in the second game of a doubleheader at #6 Florida State on Apr. 3...hit two doubles and had two RBIs against Duke on Apr. 9...went 3-for-5 with two runs scored and an RBI against Duke on Apr. 10...went 3-for-4 with a double and two runs scored against #4 South Carolina on Apr. 13...went 1-for-1 with three walks against Elon on Apr. 26...went 3-for-5 at Virginia Tech on May 10...went 3-for-8 at Wake Forest on May 14...had two hits in each of the four ACC Tournament games from May 25-28...rated as the 34th-best freshman in the nation and third-best newcomer in the ACC in the preseason by **Baseball America**.

BEFORE CLEMSON: Lettered four times in baseball at Riverside High School, where he was coached by Chris Bates...named the 2004 South Carolina Gatorade Player-of-the-Year...All-America choice according to **Collegiate Baseball**...three-time all-state and four-time all-region selection...member of the South Carolina Select team...played on two state championship teams and four region title squads.

PERSONAL: Majoring in pre-business...born Bradley William Chalk on Jan. 20, 1986 in Spartanburg, SC.



Chalk's Overall Stats

Year	AVG	G-GS	AB	R	H	2B	3B	HR	RBI	TB	BB	HBP	SF	OB%	SB
2005	.350	64-54	200	46	70	7	0	0	11	77	34	6	0	.458	5-9

Chalk's ACC Regular-Season Stats

Year	AVG	G-GS	AB	R	H	2B	3B	HR	RBI	TB	BB	HBP	SF	OB%	SB
2005	.346	30-27	104	27	36	5	0	0	6	41	15	4	0	.447	1-3

Chalk's ACC Tournament Stats

Year	AVG	G-GS	AB	R	H	2B	3B	HR	RBI	TB	BB	HBP	SF	OB%	SB
2005	.471	4-4	17	2	8	0	0	0	1	8	2	0	0	.526	1-1

Chalk's NCAA Tournament Stats

Year	AVG	G-GS	AB	R	H	2B	3B	HR	RBI	TB	BB	HBP	SF	OB%	SB
2005	.222	6-6	18	2	4	0	0	0	2	4	8	0	0	.462	0-0



#43 Sean Clark

RHP • R-R • 6-2 • 190 • Jr. • JC
Los Angeles, CA • Chandler-Gilbert (AZ) Community College


One of five Tigers from the West Coast and one of three new Tigers from California.

2005: Red-shirted.

BEFORE CLEMSON: Played two seasons (2003,04) at Chandler-Gilbert Community College in Arizona, where he was coached by Doyle Wilson...had

an 8-3 record and 2.62 ERA in 13 starts in 2004; also had five complete games, 82 strikeouts against only 17 walks, and a .206 opponents' batting average in 86.0 innings pitched...played in the Arizona Junior College All-Star game and was a second-team all-conference selection in 2004...played on the region championship team in 2003...lettered three times in baseball at Chaminade High School, where he was coached by Scott Drootin...member of the Mission League champions as a junior and senior.

PERSONAL: Majoring in economics...born Sean Kelley Clark on Apr. 24, 1984 in Los Angeles, CA.



#36 Stephen Clyne

RHP • R-R • 6-2 • 175 • *So. • SQ
Parkland, FL • American Heritage High School

Came on to be a reliable reliever after having two injury-plagued seasons...has a sharp-breaking curve ball.

2005: Had a 2-0 record with a 3.45 ERA and two saves in 19 relief appearances (28.2 innings pitched)...struck out 30 against 11 walks (three of which were intentional)...did not allow a home run or wild

pitch...only allowed five of 18 inherited runners to score...finished the game in 15 (team high) of his 19 appearances...pitched 2.1 perfect innings in relief with three strikeouts against East Carolina at Myrtle Beach, SC on Feb. 20; it was his first career outing...retired all three batters on strikeouts to record his first career save against #18 California-Irvine on Feb. 25...retired all four batters he faced, including two on strikeouts, against #9 North Carolina on Mar. 18...pitched the final 2.1 innings without allowing a baserunner and struck out two at Old Dominion on Mar. 23...earned his first career win in a relief role against Duke on Apr. 10...struck out seven in 4.0 innings pitched in relief at N.C. State on Apr. 22...pitched 3.0 innings with four strikeouts to record the save against Elon on Apr. 26...earned the win in relief by retiring the only batter he faced against #6 Georgia Tech on Apr. 30...pitched the final 0.2 innings with a strikeout and a pickoff against Virginia in the ACC Tournament on May 25...pitched 2.0 scoreless innings in relief against North Carolina A&T in the Clemson Regional on Jun. 3...pitched 1.2 scoreless and hitless innings in relief at #6 Baylor in the Waco Super Regional on Jun. 12.

2004: Entered the season coming off of "Tommy John" elbow surgery and did not appear in any games.

2003: Red-shirted...played for Florence in the Coastal Plain League in the summer.

BEFORE CLEMSON: Set the American Heritage High record for career wins (21) and ERA (0.34) in a season...player-of-the-year for A, AA, and AAA as a

senior...AAA all-state as a senior...led team to the state finals and set single-season school records for wins (11) and ERA (0.34)...Team One Showcase member as a junior...all-county and AAA all-state as a junior...had 10 wins and a 1.00 ERA as a junior; he also struck out 60 in 49.0 innings pitched...member of the state runnerup team as a freshman, where he pitched a perfect game...lettered three times in baseball and twice in football...coached by Todd Fitzgerald.

PERSONAL: Majoring in management...born Stephen Patrick Clyne on Sept. 22, 1984 in Fort Lauderdale, FL.

Clyne's Overall Stats

Year	ERA	W-L	G-GS	CG	SHO	SV	IP	H	R	ER	BB	SO
2005	3.45	2-0	19-0	0	0	2	28.2	29	13	11	11	30

Clyne's ACC Regular-Season Stats


Year	ERA	W-L	G-GS	CG	SHO	SV	IP	H	R	ER	BB	SO
2005	4.61	2-0	9-0	0	0	0	13.2	18	9	7	6	14

Clyne's ACC Tournament Stats

Year	ERA	W-L	G-GS	CG	SHO	SV	IP	H	R	ER	BB	SO
2005	0.00	0-0	1-0	0	0	0	0.2	0	0	0	0	1

Clyne's NCAA Tournament Stats

Year	ERA	W-L	G-GS	CG	SHO	SV	IP	H	R	ER	BB	SO
2005	0.00	0-0	2-0	0	0	0	3.2	2	0	0	0	0



#21 Tyler Colvin

OF/1B • L-L • 6-3 • 205 • So. • 1VL
North Augusta, SC • North Augusta High School

Sophomore outfielder and first baseman who has a "sweet" swing...has added strength since his freshman season...has good speed...never played outfield until arriving at Clemson, but has been steady there...a career .285 hitter with seven homers, 32 doubles, 72 RBIs, and 16 stolen bases in 117 games (96 starts) over two seasons.

2005: Hit .283 with 22 doubles, five homers, and 53 RBIs in 65 starts (63 in left field and two at first base) as the predominant cleanup batter (49 starts at that spot)...hit 18 of his doubles in the last 45 games...hit safely in 32 of the last 40 games, including a 19-game hitting streak (where he was 31-for-78 (.397)) in April...hit .333 against lefties, .312 with runners on base, and .333 with runners in scoring position...hit a team-best .567 (17-for-30) in the seventh inning...had 18 multi-hit games and 15 multi-RBI games...had a team-high 12 stolen bases in 15 attempts...had six outfield assists...had the game-winning RBI on a fielder's choice in the ninth inning against #18 California-Irvine on Feb. 26...went 5-for-5 with a double and stolen base at Auburn on Mar. 4...went 2-for-4 with a triple and two runs scored at Auburn on Mar. 6; he went 8-for-12 in the three-game series...went 3-for-4 with an RBI at #4 South Carolina on Mar. 13...had the game-winning double in the seventh inning in a 1-0 win at Old Dominion on Mar. 22...hit a two-run homer at Old Dominion on Mar. 23...hit two two-run doubles against #25 Coastal Carolina on Mar. 29...went 2-for-4 with two stolen bases against Duke on Apr. 9...hit a double, homer, and drove in three runs at Western Carolina on Apr. 12...had two hits, including a solo homer, against #4 South Carolina on Apr. 13...went 2-for-4 with a double, two runs scored, and the game-tying RBI in the bottom of the ninth inning against Virginia on Apr. 16...went 2-for-5 with an RBI double and an inside-the-park home run at #8 South Carolina on Apr. 20; he received the Bob Bradley Award as Clemson's MVP in the four-game series against South Carolina by going 7-for-18 (.389) with a double, two homers, and four RBIs...went 2-for-4 with two RBIs and a stolen base at N.C. State on Apr. 23...went 4-for-5 with a Clemson-record-tying three doubles, two runs scored, and three RBIs, including the go-ahead, RBI double in the seventh inning and game-tying, RBI double in the ninth inning; it was the 13th time in school history that a Tiger hit three doubles in a game, but his second time he accomplished the feat; he joined Khalil Greene (who did it three times) as the only Tigers in history to have multiple three-double games...saw hit 19-game hitting streak come to an end against #6 Georgia Tech on May 1; he lined out twice to the outfield and hit a hard groundout right at the second baseman in his last at-bat...drove in three runs at Virginia Tech on May 9...went 3-for-5 with a double and four RBIs at Wake Forest on May 15...hit



a go-ahead three-run homer against #4 Miami (FL) on May 21...hit a go-ahead, two-run triple in the seventh inning against North Carolina A&T in the Clemson Regional on Jun. 3.

2004: Batted .289 with two homers and 19 RBIs in 52 games (31 starts)...hit 10 doubles in just 128 at-bats and had four steals...batted .345 in ACC regular-season games, second-best on the team behind fellow freshman Andy D'Alessio (.371)...hit .359 with runners on base...hit .300 as a starter and a team-best .364 in day games...started three games at first base, 24 in left field, and four in right field...one of just two Tigers with at least two four-hit games...led the team in advancing baserunners; he did so 57.3 percent of the time...hit a team-tying-best .375 against top-25 ranked teams...batted eighth in the lineup a team-high 17 times; Clemson was 14-3 in those 17 starts...was 2-for-4 with two walks and six RBIs with the bases loaded...Clemson was 20-4 when he had at least one hit...came off the bench and went 2-for-3 with three RBIs against Elon on Mar. 23...batting #2 in the lineup for the first time, he went 2-for-4 against Wake Forest on Mar. 26...went 3-for-3 with an RBI against Maryland on Apr. 3...went 2-for-4 with a run scored at #6 South Carolina on Apr. 14...had three RBIs, including two in a crucial stage of the game on a single up the middle, against The Citadel on Apr. 20...tied a school record with three doubles against #24 Florida State on May 3; he also went 4-for-5 with two runs scored, three RBIs, and two stolen bases...went 4-for-4 with a double and his first career home run at #15 Georgia Tech on May 15...hit a two-run home run at Duke on May 20...hit a pinch-hit, run-scoring double against N.C. State in the ACC Tournament on May 28...played for Florence in the Coastal Plain League in the summer, where he hit .179 in 29 games (26 starts).

BEFORE CLEMSON: All-state and all-region selection as a senior at North Augusta High...rated as the #1 player in South Carolina by the **High School Sports Report**...**Aiken Standard** Player-of-the-Year as a junior...earned **Augusta Chronicle** All-Area honors as a junior...won the pitching award as a junior...high school team placed second in the region with a 21-8 record and advanced to the fourth round of the upperstate playoffs...lettered three times in baseball at North Augusta High School...coached by Drew Hummel.

PERSONAL: Major is undeclared...pronounced COHL-vihn...born Tyler Eugene Colvin on Sept. 5, 1985 in Augusta, GA.

Colvin's Overall Stats

Year	AVG	G-GS	AB	R	H	2B	3B	HR	RBI	TB	BB	HBP	SF	OB%	SB
2004	.289	52-31	128	21	37	10	0	2	19	53	11	1	0	.350	4-5
2005	.283	65-65	258	51	73	22	2	5	53	114	14	3	4	.323	12-15
Total	.285	117-96	386	72	110	32	2	7	72	167	25	4	4	.332	16-20

Colvin's ACC Regular-Season Stats

Year	AVG	G-GS	AB	R	H	2B	3B	HR	RBI	TB	BB	HBP	SF	OB%	SB
2004	.345	22-15	58	9	20	6	0	2	7	32	3	0	0	.377	3-4
2005	.278	30-30	126	25	35	11	0	1	29	49	2	3	3	.299	6-6
Total	.299	52-45	184	34	55	17	0	3	36	81	5	3	3	.323	9-10

Colvin's ACC Tournament Stats

Year	AVG	G-GS	AB	R	H	2B	3B	HR	RBI	TB	BB	HBP	SF	OB%	SB
2004	.333	4-3	12	1	4	1	0	0	2	5	2	0	0	.429	0-0
2005	.133	4-4	15	1	2	1	0	0	1	3	1	0	1	.176	0-0
Total	.222	8-7	27	2	6	2	0	0	3	8	3	0	1	.290	0-0

Colvin's NCAA Tournament Stats

Year	AVG	G-GS	AB	R	H	2B	3B	HR	RBI	TB	BB	HBP	SF	OB%	SB
2004	.000	2-1	4	0	0	0	0	0	0	0	0	0	0	.000	0-0
2005	.083	6-6	24	2	2	0	1	0	3	4	3	0	0	.185	0-0
Total	.071	8-7	28	2	2	0	1	0	3	4	3	0	0	.161	0-0



#48 Josh Cribb

RHP • R-R • 5-9 • 185 • *Jr. • 2VL
Lake View, SC • Lake View High School

Veteran righthander who has excellent control and works fast on the mound...has a 13-7 record, 3.65 ERA, and two saves, and has allowed just 45 walks against 174 strikeouts in 195.0 innings pitched (35 relief appearances and 17 starts) in three seasons...his 2.08 walks per nine innings pitched mark is second-best in school history and his 3.87 strikeout-to-walk

ratio is second-best in Clemson history...opponents have stolen just nine bases

in 21 attempts in his career...has a 2.76 ERA and 17 strikeouts against only two walks in 16.1 innings pitched in the ACC Tournament...throws a sharp-breaking curveball from different arm angles.

2005: Had an 8-5 record and 3.54 ERA in 15 starts and four relief appearances (team-high 109.1 innings pitched)...had two shutouts and three complete games, all in his last five starts...had 97 strikeouts against only 24 walks (four of which were intentional) and a 4.04 strikeout-to-walk ratio (sixth-best in Clemson history)...in 15 starts, he pitched 99.2 innings, allowing just 16 walks with 87 strikeouts (5.44 strikeout-to-walk ratio)...was 4-2 with a 3.56 ERA and 56 strikeouts against only 13 walks in 60.2 innings pitched in 10 ACC regular-season appearances (eight starts)...allowed only eight steals in 16 attempts and had a team-high six pickoffs...threw 133 ground-ball outs compared to 73 fly-ball outs...in his last five starts, he was 4-1 with a 2.03 ERA in 40.0 innings pitched, and had 34 strikeouts against only five walks and 33 hits along with three complete games and two shutouts...his three complete games tied with Stephen Faris for the most by a Tiger since 1996 (Kris Benson (7) and Ken Vining (3)) and tied for the ACC lead...had an ACC-best two shutouts...won six of his last seven decisions after starting the season 2-4...was 4-0 with a team-best 1.29 ERA in 28.0 innings pitched in May...earned the victory by pitching 6.0 innings and allowing nine hits, two runs, and no walks while striking out four against West Virginia at Myrtle Beach, SC on Feb. 18; he was pitching less than 50 miles from his hometown...struck out eight batters in 6.1 innings pitched against #18 California-Irvine on Feb. 25...struck out 10 batters without allowing a walk in 7.2 innings pitched and allowed just two runs against #9 North Carolina on Mar. 11...pitched 7.0 innings, allowing five hits, two earned runs, and one walk while striking out seven to earn the win at Maryland on Mar. 25...allowed just two runs, six hits, and one walk in a career-long 8.0 innings pitched against Virginia on Apr. 16...earned the win in relief at #8 South Carolina on Apr. 20...pitched a six-hit shutout to earn the win at Virginia Tech on May 9; he allowed just one walk while striking out six in 9.0 innings pitched, becoming the first Tiger to pitch a shutout since 2003 and the first to do so in an ACC game since 2001...pitched the final 3.0 innings, allowing one run on three hits with three strikeouts to earn the win at Wake Forest on May 14...named ACC Pitcher-of-the-Week thanks to his two outings at Virginia Tech and Wake Forest, where he allowed just one run on nine hits in 12.0 innings, and earned two victories...earned the win against #4 Miami (FL) on May 20; he pitched 7.0 innings, allowing seven hits, two runs, and one walk while striking out nine; he earned ACC Pitcher-of-the-Week honors for the second straight week...pitched a complete game six-hitter against #8 Miami (FL) in the ACC Tournament on May 26; he allowed one run and no walks with eight strikeouts to earn the win, and became the first Tiger to go the distance in an ACC Tourney game since 2000; he was named to the All-Tournament team as one of only two pitchers thanks to his efforts...pitched a two-hit shutout to earn the win against #22 College of Charleston in the Clemson Regional on Jun. 4; he threw just 98 pitches with one walk and six strikeouts; the Cougars, who easily led the nation in batting average entering the tournament, did not advance a runner past second base; the two hits included a bunt single and a bloop single; it was the seventh shutout by a Tiger in an NCAA Tournament game, and the two hits were the least allowed in any of those seven shutouts; named to the Clemson Regional All-Tournament team as a unanimous selection.

2004: Had a 5-1 record along with a 3.71 ERA in 19 relief appearances and one start...in 60.2 innings pitched (fourth-most on the team), he allowed just 15 walks (one of which was intentional) and 49 hits (.222 opponents' batting average) while striking out 58, including 25 looking...his 3.87 strikeout-to-walk ratio was seventh-best in a season in Clemson history...had two saves...held opponents to a .208 batting average with two outs and team-best .189 batting average with the bases empty...was 5-0 with a team-best 3.20 ERA and 56 strikeouts against only 12 walks out of the bullpen...in his last seven relief outings, he had a 3-0 record, a save, and a 2.39 ERA in 26.1 innings pitched; he allowed just 12 hits (including lefthanded batters to go just 3-for-35 (.086)) and six walks while striking out 30...was 4-0 with a team-best 2.60 ERA and .184 opponents' batting average in non-conference games...opponents stole just one base in four attempts...struck out 17 against three walks and allowed just 12 hits in 15.1 innings pitched in four relief appearances in the postseason...pitched 4.0 shut-out innings to earn his first career save at College of Charleston on Mar. 5; he allowed just two hits and no walks while striking out three...in 5.2 innings pitched in relief, he allowed just three hits, one earned run, and one walk while striking out six to earn the win against Elon on Mar. 23...pitched 2.0 innings, allowing



two hits and no walks while striking out two against Wake Forest on Mar. 28...came in the game with Clemson trailing 4-1 against #6 South Carolina on Apr. 7 and pitched 5.0 scoreless innings to earn the win; he also allowed just two hits and no walks while striking out four...pitched 3.1 hitless and scoreless innings in relief to record the win against Charleston Southern on May 5; he also struck out four and walked one...pitched 4.2 hitless and scoreless innings in relief with seven strikeouts against #24 Central Florida on May 9...pitched 3.0 scoreless and hitless innings without allowing a walk to earn the win in relief at Duke on May 20...pitched 3.2 innings in relief, allowing two hits, no runs, and one walk while striking out six against #20 North Carolina in the ACC Tournament on May 28...pitched 4.0 innings, allowing one hit, no runs, and no walks while striking out five to earn the save against Birmingham-Southern in the Athens Regional on Jun. 4...after giving up five runs in the fifth inning, he shut down the Bulldog bats the rest of the way to earn the win in the first game of a doubleheader at #10 Georgia in the Athens Regional on Jun. 6; he pitched 6.0 innings, allowing six hits and two walks while striking out five...named to the Athens Regional All-Tournament team as one of two pitchers; he had a save and win in two relief outings; in 10.0 innings pitched, he allowed seven hits and two walks with 10 strikeouts...played for Brewster in the Cape Code League in the summer, where he was 3-3 with a 4.00 ERA in eight starts...threw a one-hit shutout with 10 strikeouts in a start for Brewster.

2003: Had an 0-1 record and 3.96 ERA in 12 relief appearances and one start...struck out 19 against only six walks in 25.0 innings pitched...allowed two homers, no wild pitches, and no stolen bases...struck out 13 and walked only three against lefthanded batters...pitched 2.0 perfect innings at #2 Florida State on Apr. 13...pitched 2.1 innings in relief against Princeton in the Auburn Regional on May 31; he allowed no earned runs and no walks while striking out three...played for Florence in the Coastal Plain League in the summer.

2002: Red-shirted.

BEFORE CLEMSON: Only pitcher in the state of South Carolina to have a perfect 0.00 ERA as a senior...had 525 career strikeouts in 297.0 innings to go along with an 0.88 ERA and 43-3 career record in four seasons at Lake View High...member of the 2001 North-South All-Star team...had a 13-0 record and 182 strikeouts in 93.0 innings as a senior...led team to four conference and four state titles...team held state record with 49 straight wins...was 11-0 with an 0.63 ERA in 71.0 innings as a junior...all-region from 1998-01...three-year SCBCA All-State...state player-of-the-year in 2001...**USA Today** Honorable Mention All-American as a junior...was 8-2 with a 1.60 ERA and 126 strikeouts in 73.0 innings as a sophomore...was 11-1 with a 1.65 ERA as a freshman...lettered four times in baseball and twice in basketball...coached by Kip Herlong.

PERSONAL: Majoring in PRTM...three-time member of the ACC Academic Honor Roll...born Josh William Cribb on Feb. 24, 1983.

Cribb's Overall Stats

Year	ERA	W-L	G-GS	CG	SHO	SV	IP	H	R	ER	BB	SO
2003	3.96	0-1	13-1	0	0	0	25.0	36	17	11	6	19
2004	3.71	5-1	20-1	0	0	2	60.2	49	28	25	15	58
2005	3.54	8-5	19-15	3	2	0	109.1	119	47	43	24	97
Total	3.65	13-7	52-17	3	2	2	195.0	204	92	79	45	174

Cribb's ACC Regular-Season Stats


Year	ERA	W-L	G-GS	CG	SHO	SV	IP	H	R	ER	BB	SO
2003	5.40	0-1	4-0	0	0	0	5.0	9	5	3	1	3
2004	6.89	1-1	6-1	0	0	0	15.2	20	14	12	5	14
2005	3.56	4-2	10-8	1	1	0	60.2	66	27	24	13	56
Total	4.32	5-4	20-9	1	1	0	81.1	95	46	39	19	73

Cribb's ACC Tournament Stats

Year	ERA	W-L	G-GS	CG	SHO	SV	IP	H	R	ER	BB	SO
2003	9.00	0-0	1-0	0	0	0	2.0	5	2	2	1	2
2004	3.38	0-0	2-0	0	0	0	5.1	5	2	2	1	7
2005	1.00	1-0	1-1	1	0	0	9.0	6	1	1	0	8
Total	2.76	1-0	4-1	1	0	0	16.1	16	5	5	2	17

Cribb's NCAA Tournament Stats

Year	ERA	W-L	G-GS	CG	SHO	SV	IP	H	R	ER	BB	SO
2003	0.00	0-0	1-0	0	0	0	2.1	4	2	0	0	3
2004	4.50	1-0	2-0	0	0	1	10.0	7	5	5	2	10
2005	3.60	1-1	2-2	1	1	0	15.0	14	7	6	3	11
Total	3.62	2-1	5-2	1	1	1	27.1	25	14	11	5	24



#24 Andy D'Alessio

1B • L-R • 6-3 • 210 • So. • 1VL

Naples, FL • Barron Collier High School

Powerful sophomore who has made the most of his hits...very solid defensive first baseman...a career .303 hitter with 24 doubles, 19 homers, and 82 RBIs in 125 games (111 starts)...hitting .382 with six doubles and two home runs in 11 career NCAA Tournament games.

2005: Hit .276 with 14 doubles, 15 homers, and 60 RBIs in 65 games (60 starts, all at first base)...his 15 homers tied for third-most in the ACC...had 60 RBIs with only 58 hits, 30 of which went for extra bases...hit seven homers with 30 RBIs in 29 ACC regular-season games...hit .333 with runners in scoring position...had a team-high 25 two-out RBIs...was 6-for-9 with two homers and 18 RBIs with the bases loaded...had 17 multi-RBI games, including a team-high four games of at least four RBIs...hit a team-best .471 in June...hit a two-run homer against #18 California-Irvine on Feb. 27...hit two home runs, including his first career grand slam, and had six RBIs at Auburn on Mar. 6...hit a three-run double against Furman on Mar. 16...hit a long three-run homer to give the Tigers the lead against #9 North Carolina on Mar. 20...hit a long home run and had three RBIs in the second game of a doubleheader at Maryland on Mar. 26...went 3-for-4 with an RBI against #25 Coastal Carolina on Mar. 30...went 3-for-5 with a double and two RBIs at Georgia on Apr. 5...hit a walkoff single against Virginia on Apr. 16; he also made a diving stop in the eighth inning to save a run in the eighth inning...went 2-for-3 with a homer and two RBIs against Western Carolina on Apr. 19...came off the bench and hit an opposite-field grand slam in his only at-bat against Wofford on Apr. 27...went 3-for-5 with a double, homer, and three RBIs against #6 Georgia Tech on Apr. 29...went 2-for-4 with a long home run against #6 Georgia Tech on Apr. 30...went 3-for-4 with two homers, four RBIs, and a walk at Virginia Tech on May 8; he reached base in all five plate appearances...went 3-for-6 with a three-run homer, a double, four runs scored, and six RBIs at Wake Forest on May 14; he also made a game-saving play on a ball in the hole with two outs, the score tied, and the bases loaded in the ninth inning...hit a long solo homer and had two RBIs against #20 College of Charleston on May 17...went 2-for-3 with two doubles and two walks against North Carolina A&T in the Clemson Regional on Jun. 3...went 2-for-3 with a double, two runs scored, two walks, and a stolen base against #22 College of Charleston in the Clemson Regional on Jun. 4...went 3-for-3 with a double, homer, and three RBIs against Oral Roberts in the Clemson Regional on Jun. 5...named the Clemson Regional MVP along with earning unanimous Clemson Regional All-Tournament honors thanks to going 7-for-9 with four runs scored, four doubles, a homer, four RBIs, four walks, a hit-by-pitch, and a stolen base in three games; his batting average (.778) and on-base percentage (.857) were the best of any player in the NCAA Regionals, while his four doubles tied for the most and 1.556 slugging percentage was second-best...rated as the fourth-best prospect in the ACC for the 2006 draft, the best defensive first baseman in the ACC, and rated as the 17th-best sophomore in the nation in the preseason by **Baseball America**...preseason second-team All-ACC by SEBaseball.com.

2004: Clemson's hottest hitter the second half of the season...hit .333 overall (third-best on the team) with 10 doubles, four homers, and 22 RBIs in 180 at-bats (60 games and 51 starts)...made a team-high 50 starts at first base and a team-high 39 starts batting sixth in the lineup...walked 35 times and had a .440 on-base percentage...was ninth in the ACC in walks per game and fifth in on-base percentage...was 47-for-125 (.376) in his last 37 starts...hit safely in 24 of his last 27 starts, which included a 13-game hitting streak...led the team and was sixth in the ACC with a .371 batting average in ACC regular-season games...had a .483-on base percentage in ACC regular-season games, tops on the team by over 100 points and second-best in the ACC...hit .536 (15-for-28) against lefthanders, best on the team by 157 points, and was 13-for-his-last-20 (.650) against lefties to end the season...hit .347 as a starter...had four sacrifice bunts, tied for second-most on the team...led the team with a .362 batting average on opponents' home fields...hit .354 against top-25 ranked teams...had 16 multi-hit games...had a double, his first hit as a Tiger, at East Carolina on Feb. 28...had two hits, including a two-run double, against #7 Auburn on Mar. 12...hit his first career homer against Coastal Carolina on Mar. 16; he hit a towering shot that landed on top of the batting cages and was hit into a stiff wind...went 3-for-4 with an RBI at Texas Tech on Mar. 20...hit an opposite-



field, three-run homer against Wake Forest on Mar. 26...had three hits, including a double, and two runs scored against #6 South Carolina on Apr. 7...hit a double, single, and scored two runs at #6 South Carolina on Apr. 14...went 1-for-1 with an RBI and three walks against N.C. State on Apr. 25...went 3-for-6 with a double and two RBIs against #24 Florida State on May 3...went 2-for-4 with a homer at #15 Georgia Tech on May 15...went 2-for-3 with two RBIs and two stolen bases against N.C. State in the ACC Tournament on May 28...hit a two-run homer at #10 Georgia in the Athens Regional on Jun. 5...rated as the #5 freshman in the nation and third-best newcomer in the ACC in the preseason by **Baseball America**.

BEFORE CLEMSON: First-team All-American and first-team all-state selection at Barron Collier High...**Baseball America** Preseason All-American before his senior year...member of three conference championship teams and one region title team...drafted in the 10th round of the 2003 draft by the Reds...lettered four times in baseball and three times in football...coached by Ted Parsons.

PERSONAL: Member of the ACC Academic Honor Roll in 2003-04...majoring in sports management...pronounced duh-LEHS-ee-oh...born Andrew Anthony D'Alessio on Sept. 23, 1984 in Newark, NJ.

D'Alessio's Overall Stats

Year	AVG	G-GS	AB	R	H	2B	3B	HR	RBI	TB	BB	HBP	SF	OB%	SB
2004	.333	60-51	180	29	60	10	0	4	22	82	35	0	1	.440	2-2
2005	.276	65-60	210	36	58	14	1	15	60	119	29	2	2	.366	1-4
Total	.303	125-111	390	65	118	24	1	19	82	201	64	2	3	.401	3-6

D'Alessio's ACC Regular-Season Stats

Year	AVG	G-GS	AB	R	H	2B	3B	HR	RBI	TB	BB	HBP	SF	OB%	SB
2004	.371	22-20	70	10	26	3	0	2	12	35	16	0	1	.483	0-0
2005	.271	29-27	96	20	26	5	1	7	30	54	16	1	1	.377	0-1
Total	.313	51-47	166	30	52	8	1	9	42	89	32	1	2	.423	0-1

D'Alessio's ACC Tournament Stats

Year	AVG	G-GS	AB	R	H	2B	3B	HR	RBI	TB	BB	HBP	SF	OB%	SB
2004	.267	4-4	15	2	4	0	0	0	2	4	2	0	0	.353	2-2
2005	.333	4-4	15	1	5	0	0	0	0	5	1	0	0	.375	0-0
Total	.300	8-8	30	3	9	0	0	0	2	9	3	0	0	.364	2-2

D'Alessio's NCAA Tournament Stats

Year	AVG	G-GS	AB	R	H	2B	3B	HR	RBI	TB	BB	HBP	SF	OB%	SB
2004	.294	5-5	17	2	5	1	0	1	2	9	2	0	0	.368	0-0
2005	.471	6-6	17	4	8	5	0	1	4	16	5	1	0	.609	1-1
Total	.382	11-11	34	6	13	6	0	2	6	25	7	1	0	.500	1-1



#3 Herman Demmink

3B • L-R • 5-11 • 185 • Jr. • 2VL
Midlothian, VA • Clover Hill High School

Hard-working infielder who has a .318 career batting average, 30 doubles, eight homers, 84 RBIs, and 17 stolen bases in 163 games (138 starts) over three seasons...moved from second base, where he played during his first two years, to third base in 2005...leadoff batter who has shown flashes of power...three-time (2002-04) winner of the Omaha

Challenge, the team's offseason endurance and conditioning competition.

2005: Hit .345 with 56 runs scored, 17 doubles, four homers, 41 RBIs, a .408 on-base percentage, eight sacrifice bunts, and nine stolen bases in 65 games (63 starts, all at third base)...the eight sacrifice bunts tied for seventh-most in a season in school history...had a 13-game hitting streak that ended in June, and hit safely in 30 of the last 33 games and 40 of the last 46 games (which included 23 multi-hit games)...hit .363 against lefthanders and .412 with runners in scoring position...hit a team-best .374 with a .463 on-base percentage in night games...hit a team-best .405 against top-25 ranked teams...hit a team-best .398 in April...had 27 multi-hit games...was 5-for-7 with 11 RBIs with the bases loaded...went 2-for-2 with two runs scored, a walk, and two stolen bases against #18 California-Irvine on Feb. 27...hit two doubles and a two-run homer at Auburn on Mar. 4...went 2-for-4 with two runs scored, two RBIs, and a stolen base against #9 North Carolina on Mar. 19...went 4-for-6 with two runs scored, a double, a homer, and three RBIs in the first game of a doubleheader at Maryland on Mar. 26; his two-run double in the 13th inning was the game-winner...had two doubles in two at-bats and scored two runs in the second

game of a doubleheader at Maryland on Mar. 26; it capped off a day in which he went 6-for-8 with four runs scored, three doubles, a homer, and three RBIs...had three hits, including a leadoff home run, two runs scored, and two RBIs in the second game of a doubleheader at #6 Florida State on Apr. 3...went 4-for-5 with a double and three RBIs against Virginia on Apr. 15...went 3-for-5 at N.C. State on Apr. 22...went 3-for-6 with a double and two runs scored at N.C. State on Apr. 23...went 2-for-5 with a stolen base at N.C. State on Apr. 24, meaning he went 8-for-16 in the three-game series at N.C. State...hit the go-ahead, two-run homer against Elon on Apr. 26...went 3-for-5 with a key ninth-inning, two-out, RBI single and later scored the game-winning run in the ninth inning against #6 Georgia Tech on Apr. 30...went 2-for-3 with two RBIs, a walk, and a hit-by-pitch against #6 Georgia Tech on May 1; he went 7-for-13 (.538) in the series...had an 11-game hitting streak from late April to early May...went 2-for-3 with a double, three runs scored, and a walk against #20 College of Charleston on May 17...went 3-for-5 with a double and two RBIs against #8 Miami (FL) in the ACC Tournament on May 26...went 2-for-3 with a three-run triple against North Carolina A&T in the Clemson Regional on Jun. 3...named to the Clemson Regional All-Tournament team after going 3-for-10 with five RBIs, three walks, two sacrifice bunts, and two stolen bases in three games.

2004: Hit .270 with four homers, nine doubles, 29 RBIs, and six stolen bases in 50 games and 45 starts, including a team-high 40 starts at second base...was 3-for-3 as a pinch-hitter...Clemson was 17-5 in his 22 games that he has started and batted leadoff...started 40 games at second base, two at third base, and three as the DH...was 4-for-6 with a grand slam and nine RBIs with the bases loaded...had four sacrifice bunts...batted a team-high .571 (4-for-7) off the bench...hit .311 against lefthanders...hit a team-best .315 as the leadoff batter in the lineup...was 11-for-22 (.500) in the first inning...had a team-tying-high 80-percent success rate driving home a runner on third base with less than two outs...batted .390 in 11 games against SEC teams...named an NSCA Strength & Conditioning All-American...hit his first career home run, a two-run shot, against Gardner-Webb on Mar. 3...had two hits, including an opposite-field homer, against #5 South Carolina on Mar. 7...went 3-for-4 with a double, three runs scored, and three RBIs against Georgia on Mar. 31...had two hits, including a home run to lead off the game, against #6 South Carolina on Apr. 7...went 3-for-6 with a triple and two runs scored at #6 South Carolina on Apr. 14...received the Bob Bradley Award as Clemson's MVP in the four-game series against South Carolina; he was 7-for-15 with two homers and four RBIs in three games against the Gamecocks...started at third base for an injured Brad McCann at #15 Georgia Tech on May 15 after missing nine games due to a back injury...hit an RBI single and grand slam to drive in five runs at Duke on May 20...played for Chatham in the Cape Cod League in the summer, where he hit .143 in 12 games.

2003: Hit .330 with a .427 on-base percentage...started 30 games (16 as the DH, 13 at second base, and one at shortstop) and appeared in 18 others...had at least three hits in five different games...hit a team-best .457 with a .537 on-base percentage against ACC regular-season competition...hit .378 on opponents' home fields...hit .411 in day games...as the DH, he batted .404 with a .509 on-base percentage...hit a team-best .348 with a .442 on-base percentage when in the starting lineup...hit .357 against lefties...had a .455 on-base percentage with the bases empty...was a team-best 8-for-11 (.727) with a .786 on-base percentage in the fifth inning...Clemson was 11-2 when he started at second base...slapped his first career hit to drive in a run in the second game of a doubleheader at #16 Auburn on Feb. 22...went 3-for-3 with two runs scored against Old Dominion on Mar. 8...hit the go-ahead single that scored two runs against Maine on Mar. 21...went 3-for-6 with four RBIs and two runs scored against Wofford on Mar. 24...went 3-for-4 with two runs scored and two doubles along with hitting a crucial double in Clemson's seven-run ninth inning in game two of a doubleheader at #16 N.C. State on Mar. 29...had a pinch-hit single at #2 Florida State on Apr. 12...had four hits and scored four runs at Maryland on Apr. 20...had a two-run single off the bench against Duke on May 6...went 4-for-4 with a run scored at Wake Forest on May 15...played for Keene in the NECBL in the summer.

BEFORE CLEMSON: First-team all-state as a senior at Clover Hill High...district and region player-of-the-year as a senior...runnerup as the state's player-of-the-year as both a junior and senior...selected as district player-of-the-year, first-team all-region, First-Team Metro Richmond, first-team all-state, and **USA Today** Honorable Mention Virginia Player-of-the-Year as a sophomore and junior...hit .481 with 13 doubles and 20 steals as a junior, hit .500 with five



homers, 12 doubles, and 16 stolen bases as a sophomore, and hit .319 with 11 stolen bases as a freshman...a second-team all-district pick as a freshman...lettered four times in baseball, twice in basketball, and twice in track...coached by Tim Lowery at Clover Hill High.

PERSONAL: Pronounced DEHM-ihnk...majoring in economics...two-time member of the ACC Academic Honor Roll...born Herman Demmink III on Sept. 21, 1983 in Hickory, NC.

Demmink's Overall Stats

Year	AVG	G-GS	AB	R	H	2B	3B	HR	RBI	TB	BB	HBP	SF	OB%	SB
2003	.330	48-30	106	18	35	4	1	0	14	41	15	3	0	.427	2-6
2004	.270	50-45	174	34	47	9	1	4	29	70	9	3	1	.316	6-6
2005	.345	65-63	261	56	90	17	1	4	41	121	26	3	2	.408	9-12
Total	.318	163-138	541	108	172	30	3	8	84	232	50	9	3	.383	17-24

Demmink's ACC Regular-Season Stats

Year	AVG	G-GS	AB	R	H	2B	3B	HR	RBI	TB	BB	HBP	SF	OB%	SB
2003	.457	19-12	46	9	21	3	1	0	7	26	6	2	0	.537	0-2
2004	.263	20-20	76	11	20	3	0	1	10	26	3	1	0	.300	4-4
2005	.364	30-30	129	31	47	9	0	2	25	62	10	1	2	.408	4-7
Total	.351	69-62	251	51	88	15	1	3	42	114	19	4	2	.402	8-13

Demmink's ACC Tournament Stats

Year	AVG	G-GS	AB	R	H	2B	3B	HR	RBI	TB	BB	HBP	SF	OB%	SB
2003	.000	1-0	1	0	0	0	0	0	0	0	0	0	0	.000	0-0
2004	.000	3-2	5	0	0	0	0	0	0	0	2	0	0	.286	0-0
2005	.350	4-4	20	1	7	1	0	0	2	8	0	0	0	.350	0-0
Total	.269	8-6	26	1	7	1	0	0	2	8	2	0	0	.321	0-0

Demmink's NCAA Tournament Stats

Year	AVG	G-GS	AB	R	H	2B	3B	HR	RBI	TB	BB	HBP	SF	OB%	SB
2003	.000	2-0	2	0	0	0	0	0	0	0	0	0	0	.000	0-0
2004	.077	4-4	13	1	1	0	0	0	1	1	1	0	1	.133	0-0
2005	.292	6-6	24	1	7	1	1	0	5	10	4	0	0	.393	2-2
Total	.205	12-10	39	2	8	1	1	0	6	11	5	0	1	.289	2-2



#20 Stephen Faris

RHP • R-R • 6-2 • 190 • So. • 1VL
Richmond, VA • Tucker High School

Sophomore who was used primarily as a long reliever and spot starter in 2004, but improved to become the Friday starter late in the 2005 season...control and competitive pitcher who must hit his spots to be effective...has a 7-7 record and 3.88 ERA in 139.0 innings pitched over 37 appearances (15 starts)...has 103 strikeouts against only 36 walks

and has allowed just five home runs...his 2.33 walks per nine innings pitched mark is sixth-best in Clemson history.

2005: Second-Team All-ACC selection...had a 6-4 record and team-best 2.60 ERA (sixth-best in the ACC) along with a save in 10 starts and 10 relief appearances (97.0 innings pitched)...started the season in the bullpen, but moved into the weekend rotation late in the season...had three complete games, tied with Josh Cribb for the most by a Tiger since 1996 (Kris Benson (7) and Ken Vining (3)) and tied for the most in the ACC, among his 10 starts...had a .251 opponents' batting average and allowed only one home run along with just 16 extra-base hits...had a 2-0 record and 0.44 ERA in 20.2 innings pitched in March...had 79 strikeouts against only 25 walks...had a 0.92 ERA and .192 opponents' batting average in non-conference, regular-season games...had a team-best 2.54 ERA and .238 opponents' batting average in games away from home...only allowed 11 walks with 54 strikeouts in 67.1 innings pitched over his 10 starts...in his 10 relief appearances, he had a 1.21 ERA and allowed only 18 hits (all singles) in 29.2 innings pitched...only allowed two of eight inherited runners to score...had three pickoffs...pitched 2.1 hitless and scoreless innings in relief against #18 California-Irvine on Feb. 27...pitched 5.1 innings in relief, allowing only one run against Winthrop on Mar. 9...pitched 5.0 scoreless innings with four strikeouts against only four hits and no walks in a start to earn the win against Furman on Mar. 16...pitched 1.1 perfect innings in relief with three strikeouts against #9 North Carolina on Mar. 20...recorded his first career save by pitching 2.0 scoreless and hitless innings with three strikeouts at Old Dominion on Mar. 22...earned the win in relief by pitching 6.0 scoreless innings

of two-hit ball in the first game of a doubleheader at Maryland on Mar. 26; he also struck out six and worked out of several jams in extra innings...pitched 4.0 scoreless innings in relief at #6 Florida State on Apr. 2; he also allowed just one hit and two walks while striking out six...pitched his first career complete game against Georgia on Apr. 6; he allowed five hits, one earned run, and three walks while striking out eight in 9.0 innings pitched...earned the win at Western Carolina on Apr. 12; in the final 5.0 innings pitched, he allowed three hits and no earned runs...pitched a complete game five-hitter to earn the win against #4 South Carolina on Apr. 13; he allowed two runs and one walk while striking out seven; he became the first Tiger to pitch complete games in back-to-back starts since 2000 and the first Tiger to pitch a complete game against South Carolina since 1997; he earned ACC Pitcher-of-the-Week honors for his efforts...pitched a complete game to earn the win at Wake Forest on May 13; he allowed six hits, one run, and one walk with five strikeouts...pitched 7.0 innings, allowing one earned run and no walks with five strikeouts to earn the win against #4 Miami (FL) on May 19; he picked up the victory in a head-to-head matchup against Cesar Carrillo, who suffered his first collegiate loss in 25 decisions...despite suffering the loss, he pitched 7.1 innings, allowing two earned runs, eight hits, and no walks with four strikeouts against Virginia in the ACC Tournament on May 25...did not factor in the decision, but struck out 10 against only one walk, and allowed two runs in 6.2 innings pitched against North Carolina A&T in the Clemson Regional on Jun. 3.

2004: Had a 1-3 record and 6.86 ERA in 12 relief appearances and five starts...allowed just 11 walks in 42.0 innings pitched...had two pickoffs...threw 60 ground-ball outs compared to just 33 fly-ball outs...was 1-0 with a 3.95 ERA in 13.2 innings pitched against SEC teams...allowed just one hit and no runs in 6.0 innings pitched in the second inning...pitched 2.2 scoreless innings in relief at #5 South Carolina on Mar. 6...in his second career start, he pitched 6.0 innings, allowing two runs on five hits, to earn his first win against Georgia on Mar. 31...pitched 2.0 scoreless innings in relief at Duke on May 20...started the championship game in the second game of a doubleheader at #10 Georgia in the Athens Regional on Jun. 6; he pitched 4.0 innings and allowed three runs on four hits...played for New Market in the Valley League in the summer, where he was 5-2 with a 2.26 ERA in nine appearances (eight starts); also pitched a complete game and struck out 55 while allowing only 56 hits and 10 walks in 63.2 innings pitched.

BEFORE CLEMSON: Earned second-team all-state honors as a senior at Tucker High...had an 8-2 record and 0.88 ERA in 48.0 innings pitched as a senior...struck out 71 against only 12 walks and had a .475 batting average as a senior...in four seasons, he was 30-9 with 229 strikeouts...played in the Virginia High School Coaches Association All-Star game as a senior...named the district and region player-of-the-year as a senior, and region player-of-the-year as a junior...as a junior, he pitched and won the region title game...named all-metro co-player-of-the-year and honorable mention all-state as a junior...lettered four times in baseball at Tucker High School...coached by Will Hicks.

PERSONAL: Major is community recreation management...pronounced FAYR-ihs...born Stephen Wayne Faris on Jun. 30, 1984 in Richmond, VA.

Faris' Overall Stats

Year	ERA	W-L	G-GS	CG	SHO	SV	IP	H	R	ER	BB	SO
2004	6.86	1-3	17-5	0	0	0	42.0	57	35	32	11	24
2005	2.60	6-4	20-10	3	0	1	97.0	89	36	28	25	79
Total	3.88	7-7	37-15	3	0	1	139.0	146	71	60	36	103

Faris' ACC Regular-Season Stats


Year	ERA	W-L	G-GS	CG	SHO	SV	IP	H	R	ER	BB	SO
2004	7.11	0-1	5-2	0	0	0	12.2	18	10	10	4	5
2005	4.23	3-2	8-4	1	0	0	38.1	38	20	18	12	34
Total	4.94	3-3	13-6	1	0	0	51.0	56	30	28	16	39

Faris' ACC Tournament Stats

Year	ERA	W-L	G-GS	CG	SHO	SV	IP	H	R	ER	BB	SO
2004	0.00	0-0	1-0	0	0	0	0.2	0	0	0	1	0
2005	2.45	0-1	1-1	0	0	0	7.1	8	3	2	0	4
Total	2.25	0-1	2-1	0	0	0	8.0	8	3	2	1	4

Faris' NCAA Tournament Stats

Year	ERA	W-L	G-GS	CG	SHO	SV	IP	H	R	ER	BB	SO
2004	6.75	0-0	1-1	0	0	0	4.0	4	3	3	1	1
2005	2.92	0-0	2-2	0	0	0	12.1	19	4	4	3	14
Total	3.86	0-0	3-3	0	0	0	16.1	23	7	7	4	15



#12 Jesse Ferguson

OF • L-R • 5-11 • 180 • *So. • RS
Redmond, WA • Bellevue Community College

One of five Tigers from the West Coast...one of the top pinch-hitters off the bench...came up with several clutch hits in his first active season at Clemson.

2005: Hit .154 with a double and five RBIs in 52 at-bats (44 games, five starts (one in left field and four in centerfield))...hit .316 (6-for-19) with four RBIs and four walks in 22 ACC regular-season games...hit

.276 with runners on base and .231 (6-for-26) as a pinch-hitter...had 16 putouts without committing an error...had his first career hit, a single, at Auburn on Mar. 5...had a game-tying, two-out, pinch-hit single to drive in a run in the eighth inning in the first game of a doubleheader at Maryland on Mar. 26...hit a pinch-hit, run-scoring single and scored a run against #25 Coastal Carolina on Mar. 29...hit a game-tying, RBI single off the wall in right field with two outs in the ninth inning in the first game of a doubleheader at #6 Florida State on Apr. 3...had a pinch-hit, run-scoring double against #6 Georgia Tech on Apr. 30...hit a game-winning, pinch-hit, run-scoring single in the eighth inning at Wake Forest on May 13...scored two runs off the bench against #4 Miami (FL) on May 19.

2004: Red-shirted...played for Wilmington in the Coastal Plain League in the summer, where he hit .272 with 16 stolen bases in 46 starts.

BEFORE CLEMSON: Transfer from Bellevue Community College...earned first-team all-conference honors as a pitcher and DH...First-Team All-NWAAC outfielder...lettered three times in baseball at Redmond High...coached by Pat Frable at Redmond High and Mark Yoshino at Bellevue Community College.

PERSONAL: Majoring in sports management...born Jesse Arthur Ferguson on May 21, 1984 in Bellingham, WA.

Ferguson's Overall Stats

Year	AVG	G-GS	AB	R	H	2B	3B	HR	RBI	TB	BB	HBP	SF	OB%	SB
2005	.154	44-5	52	6	8	1	0	0	5	9	8	0	0	.267	1-1

Ferguson's ACC Regular-Season Stats

Year	AVG	G-GS	AB	R	H	2B	3B	HR	RBI	TB	BB	HBP	SF	OB%	SB
2005	.316	22-1	19	3	6	1	0	0	4	7	4	0	0	.435	1-1

Ferguson's ACC Tournament Stats

Year	AVG	G-GS	AB	R	H	2B	3B	HR	RBI	TB	BB	HBP	SF	OB%	SB
2005	.000	1-0	1	0	0	0	0	0	0	0	0	0	0	.000	0-0

Ferguson's NCAA Tournament Stats

Year	AVG	G-GS	AB	R	H	2B	3B	HR	RBI	TB	BB	HBP	SF	OB%	SB
2005	.000	4-0	3	0	0	0	0	0	0	0	2	0	0	.400	0-0



#17 Chris Fidrych

LHP • L-L • 6-1 • 220 • Fr. • HS
Beaufort, SC • Beaufort High School

One of several freshman lefties...won the Omaha Challenge competition among pitchers in the fall of 2004.

2005: Was 0-0 with a 4.50 ERA in 10 relief appearances (14.0 innings pitched)...had 13 strikeouts and did not allow a home run...held lefthanded batters to a .160 batting average...only allowed one of six in-

herited runners to score...pitched a scoreless ninth inning in his first career outing against #18 California-Irvine on Feb. 27...pitched a scoreless and hitless ninth inning against Virginia on Apr. 15...pitched 4.0 scoreless innings in relief against Western Carolina on Apr. 19; he allowed one hit and no walks while striking out four...pitched 1.1 scoreless and hitless innings in relief with three strikeouts at #6 Baylor in the Waco Super Regional on Jun. 12.

BEFORE CLEMSON: Lettered four times in baseball at Beaufort High School, where he was coached by Bryant Kitty...AAAA all-state pick as a senior...member of the South Carolina Select Team; he was the team MVP for the Select Game...team MVP as a junior and senior, and team offensive player-of-the-year as a freshman and sophomore...member of the co-region championship team as a senior...all-region selection as a sophomore, junior, and senior...Louisville Slugger All-American as a senior...Beaufort Gazette Player-of-the-Year as a junior and senior...member of the 2004 Perfect Games na-

tional championship team in 2004...averaged over two strikeouts per inning as a senior.

PERSONAL: Distant relative of former Major League pitcher Mark Fidrych...majoring in pre-business, born Christopher Michael Fidrych on Sept. 8, 1985 in Corpus Christi, TX.

Fidrych's Overall Stats

Year	ERA	W-L	G-GS	CG	SHO	SV	IP	H	R	ER	BB	SO
2005	4.50	0-0	10-0	0	0	0	14.0	13	7	7	6	13

Fidrych's ACC Regular-Season Stats

Year	ERA	W-L	G-GS	CG	SHO	SV	IP	H	R	ER	BB	SO
2005	7.71	0-0	4-0	0	0	0	4.2	5	4	4	4	3

Fidrych's NCAA Tournament Stats

Year	ERA	W-L	G-GS	CG	SHO	SV	IP	H	R	ER	BB	SO
2005	0.00	0-0	1-0	0	0	0	1.1	0	0	0	0	3



#42 Drew Fiorenza

RHP • R-R • 6-2 • 200 • Jr. • JC
Atlanta, GA • Middle Georgia College

Two-time draft pick who came on to be a valuable reliever late in the 2005 season...throws a sharp breaking ball.

2005: Drafted in the 45th round (1,348th overall pick) by the Cleveland Indians...had a 2-1 record and 4.98 ERA along with a save in 17 relief appearances and one start (21.2 innings pitched)...had 23

strikeouts and did not allow a home run...held opponents to a .160 batting average with two outs...had a 2-0 record and 2.70 ERA in 10 relief appearances at home...had a 1.46 ERA in 12 relief appearances in day games...had a 3.72 ERA in his 17 relief appearances...only allowed three of 11 inherited runners to score...finished 12 games, second-most on the team...earned his first win as a Tiger by striking out the only batter he faced against #18 California-Irvine on Feb. 26...pitched 1.2 perfect innings in relief at Auburn on Mar. 6...pitched 2.0 scoreless innings in relief against Western Carolina on Apr. 19...earned his first save as a Tiger by pitching 2.1 scoreless innings, allowing one run and no walks with three strikeouts at Wake Forest on May 15...earned the win in relief by pitching 1.1 scoreless innings against #4 Miami (FL) on May 21...pitched 0.2 hitless and scoreless inning in relief with a strikeout at #6 Baylor in the Waco Super Regional on Jun. 13.

BEFORE CLEMSON: Made 11 relief appearances for Hyannis in the Cape Cod League in 2004, where he had a 2.45 ERA...drafted in the 45th round by the New York Yankees in 2004...played two seasons at Middle Georgia College, where he was coached by Craig Young...drafted in 29th round by the Angels in 2003...lettered three times in baseball at Westminster Academy, where he was coached by Rich Hoffmon.

PERSONAL: Majoring in marketing...born Andrew Charles Fiorenza on Jun. 24, 1984 in Atlanta, GA.

Fiorenza's Overall Stats

Year	ERA	W-L	G-GS	CG	SHO	SV	IP	H	R	ER	BB	SO
2005	4.98	2-1	18-1	0	0	1	21.2	26	13	12	15	23

Fiorenza's ACC Regular-Season Stats

Year	ERA	W-L	G-GS	CG	SHO	SV	IP	H	R	ER	BB	SO
2005	6.75	1-0	7-0	0	0	1	9.1	13	7	7	6	9

Fiorenza's NCAA Tournament Stats

Year	ERA	W-L	G-GS	CG	SHO	SV	IP	H	R	ER	BB	SO
2005	0.00	0-0	1-0	0	0	0	0.2	0	0	0	0	1



#1 C.J. Gaddis

OF • R-R • 6-0 • 215 • So. • 1VL
Raeford, NC • Hoke County High School

Member of the Tiger football team; he played in 2004 as a cornerback...has excellent speed and athletic ability.

2005: Red-shirted...participated in spring football drills, therefore did not practice or play in any baseball games once the season started.

2004: Member of the 25-man postseason roster...started three games (one in left field, one in right, and one as the DH) and came off the bench in 19 games...was 0-for-16 at the plate, but had two RBIs and scored six runs (four as a pinch-runner)...walked four times, was hit by a pitch once, and had three stolen bases in four attempts...made nine putouts without making an error...came off the bench as a pinch-runner and showed his blazing speed when he scored the go-ahead run from first base on a double at Texas Tech on Mar. 20...as a pinch-runner, he stole a base and scored a run against N.C. State on Apr. 25...walked with the bases loaded and had an RBI groundout off the bench against College of Charleston on May 12...had a stolen base off the bench against #5 Georgia Tech in the ACC Tournament on May 27.

FOOTBALL (2004): Made the switch to cornerback and totaled 21 tackles in 11 games (186 plays)...returned three kickoffs for 30 yards and one punt for five yards...had a tackle for loss at Texas A&M on Sept. 18...blocked a punt for a safety at #8 Florida State on Sept. 25...had a tackle for loss and a pass breakup against Utah State on Oct. 16...had five tackles in 17 plays at #10 Miami (FL) on Nov. 6.

FOOTBALL (2003): Red-shirted as a quarterback.

BEFORE CLEMSON: Standout baseball and football player at Hoke County High School...attended the same high school as former Tiger roundballer Terrell McIntyre...drafted in the 20th round of the 2003 draft by the Seattle Mariners...lettered three times in baseball, two times in football, and twice in basketball...coached by Gary Brigman at Hoke County High.

PERSONAL: Majoring in sociology...born Carroll Gaddis, Jr. on Sept. 12, 1985 in Hattiesburg, MS.

Gaddis' Overall Stats

Year	AVG	G-GS	AB	R	H	2B	3B	HR	RBI	TB	BB	HBP	SF	OB%	SB
2004	.000	22-3	16	6	0	0	0	0	2	0	4	1	0	.238	3-4

Gaddis' ACC Regular-Season Stats

Year	AVG	G-GS	AB	R	H	2B	3B	HR	RBI	TB	BB	HBP	SF	OB%	SB
2004	.000	6-0	1	2	0	0	0	0	0	0	0	0	0	.000	1-1

Gaddis' ACC Tournament Stats

Year	AVG	G-GS	AB	R	H	2B	3B	HR	RBI	TB	BB	HBP	SF	OB%	SB
2004	.000	2-0	2	0	0	0	0	0	0	0	0	0	0	.000	1-1

Gaddis' NCAA Tournament Stats

Year	AVG	G-GS	AB	R	H	2B	3B	HR	RBI	TB	BB	HBP	SF	OB%	SB
2004	----	1-0	0	0	0	0	0	0	0	0	0	0	0	----	0-1



#27 Jeff Hahn

RHP • R-R • 6-4 • 210 • *Gr. • 3VL
Winchester, VA • Handley High School

Ground-ball pitcher who was both a starter and reliever in four seasons...the only holdover who was on the travel squad during Clemson's last trip to the College World Series in 2002...one of only two seniors on the 2005 team...threw 302 career ground-ball outs and only 111 fly-ball outs...had a career record of 15-8, 3.72 ERA, and seven saves in 88 appearances (11 starts)...

the 88 appearances tied for second-most in Clemson history and the 77 relief appearances are fourth-most in school history...became just the second Tiger (Matt Additon (1997-00)) in history to make at least 20 appearances in four different seasons...in 205.2 innings pitched, he allowed 208 hits and 80 walks with 158 strikeouts.

2005: Drafted in the 35th round (1,050th overall pick) by the Detroit Tigers...had a 4-1 record and 3.13 ERA in a team-high 25 appearances (two starts) over 60.1 innings pitched...had a team-high three saves...had a .249

opponents' batting average, as he allowed 57 hits and 27 walks with 59 strikeouts...had a team-best 3.27 ERA and 2-0 record in 10 appearances in ACC regular-season games...had a 2-0 record and 2.39 ERA in 26.1 innings pitched against top-25 ranked teams...threw 79 ground-ball outs compared to just 32 fly-ball outs...in his two starts, he had an 0.77 ERA and 15 strikeouts in 11.2 innings pitched...held opponents to 4-for-36 (.111) with runners in scorings position and two outs...pitched 2.0 hitless and scoreless innings in relief with three strikeouts against West Virginia at Myrtle Beach, SC on Feb. 18...struck out five and allowed only one hit in 3.2 innings pitched in relief against #18 California-Irvine on Feb. 26...pitched 2.1 scoreless innings in relief against #4 South Carolina on Mar. 12...allowed just one earned run and struck out 10 batters in 5.2 innings pitched in a starting role at Old Dominion on Mar. 23...earned a win by pitching 6.0 innings in a starting role, allowing one unearned run and one walk while striking out five against #25 Coastal Carolina on Mar. 30...earned the save in the second game of a doubleheader at #6 Florida State on Apr. 3; he allowed one hit, no runs, and no walks while striking out three in 3.0 innings pitched...pitched 3.2 hitless innings in relief at Georgia on Apr. 5...pitched 2.0 scoreless innings in relief with two strikeouts against Virginia on Apr. 15...pitched 5.0 scoreless innings of two-hit ball in relief to earn the win at Virginia Tech on May 10; he also struck out five...pitched 2.2 scoreless innings with three strikeouts against no walks to earn the save against #20 College of Charleston on May 17...pitched 2.0 scoreless innings in relief against #4 Miami (FL) on May 20...earned the save against #18 N.C. State in the ACC Tournament on May 27; he struck out Jonathan Diaz with the tying run on second base and winning run on first base...pitched 2.0 scoreless innings in relief, including getting out of a bases-loaded jam with no outs without allowing a run, and earned the win at #6 Baylor in the Waco Super Regional on Jun. 11.

2004: Had a 3-0 record and 5.20 ERA in 18 relief appearances and two starts...had a save and allowed 19 walks in 45.0 innings pitched...held lefthanded batters to a team-best .182 batting average...threw 64 ground-ball outs compared to 29 fly-ball outs...opponents were 0-4 on steals...had two pickoffs...struck out seven and walked none in 4.0 innings pitched in relief to earn the win against Gardner-Webb on Mar. 3...pitched the final 3.0 innings to earn the save at Texas Tech on Mar. 19...pitched 5.0 scoreless innings thanks to four double plays to earn the win against The Citadel on Apr. 20...pitched 2.0 perfect innings in relief with two strikeouts against #24 Florida State on May 1...in his first start of the year, he pitched 6.0 innings, allowing three runs to earn the win against College of Charleston on May 12...pitched the final 1.1 innings without allowing a hit or run against N.C. State in the ACC Tournament on May 28...in a starting role, he pitched 6.0 innings, allowing five hits, three runs, and one walk while striking out four against Birmingham-Southern in the Athens Regional on Jun. 5.

2003: Had a 5-7 record and 3.57 ERA in seven starts and 13 relief appearances; the 20 appearances were third-most on the team...in 58.0 innings pitched, he allowed just 57 hits, 19 walks, three homers, 10 extra-base hits, and four steals...had a 2.78 ERA in 22.2 innings pitched in ACC regular-season games...threw 94 ground-ball outs compared to only 30 fly-ball outs...had a 4-2 record, 2.08 ERA, and .224 opponents' batting average at home...after moving to the bullpen in early April, he had a team-best 1.95 ERA in 13 relief appearances (27.2 innings pitched)...had a team-best 2.35 ERA in postseason games...pitched 6.0 innings, allowing three hits, one run, and one walk while striking out five to earn the victory against Old Dominion on Mar. 9...allowed one earned run on three hits while striking out six in 7.0 innings pitched to earn the victory against Maine on Mar. 20...pitched 2.0 perfect innings, while striking out three, to close out Clemson's 8-4 win at #2 Florida State on Apr. 11...pitched 3.0 scoreless innings against #4 Georgia Tech on Apr. 25; he also allowed just two hits and one walk while striking out four...in 4.0 innings pitched in relief, he allowed one run, four hits, and no walks while striking out five against North Carolina on May 10...earned the win in relief against North Carolina on May 12; he pitched 1.2 scoreless innings...pitched 4.1 scoreless innings in relief against Duke in the ACC Tournament on May 23; he also did not walk a batter...played for Falmouth in the Cape Cod League in the summer.

2002: Had a 3-0 record and 3.19 ERA in 23 relief outings and 42.1 innings pitched as one of Clemson's top relief pitchers...had a 3.00 ERA in 15.0 innings pitched in ACC regular-season games...had 65 ground-ball outs compared to just 20 fly-ball outs...had three saves, tied for eighth-most in the ACC...after giving up five runs in his first two outings, he had a 2.18 ERA over his last 41.1 innings pitched of the season...pitched 2.1 scoreless innings in relief, as he allowed one hit, no walks, and struck out three against Purdue on Mar.



10...pitched 2.2 scoreless and hitless innings to earn his first career save against Maryland on Mar. 29...earned his first career win against Georgia on Apr. 10...pitched 1.2 scoreless innings at #9 Georgia Tech on May 6...pitched 5.1 innings in relief against Elon on May 9; he allowed four hits and one unearned run while striking out five...pitched 3.1 scoreless innings to earn the win at Western Carolina on May 15...picked up the save against N.C. State in the ACC Tournament on May 24; he pitched 2.0 scoreless innings, allowing two hits and no walks...pitched a scoreless ninth inning to pick up the save against #22 East Carolina in the Clemson Regional on Jun. 1...earned the win against #6 Georgia Tech in the College World Series on Jun. 16; he allowed two runs in 3.2 innings pitched.

2001: Red-shirted.

BEFORE CLEMSON: **USA Today** Honorable Mention All-American as a junior at Handley High School...broke the school record for wins in a season as a junior...second-team all-metro pick as a junior according to the **Washington Post**, becoming the first Handley High player to ever earn that honor...first-team all-state, first-team all-area, first-team Northwestern Region II, and first-team Northwestern District as a junior...played on the AA state championship squad as a junior...second-team all-district selection as a sophomore...lettered three times in baseball and two times in basketball...coached by Terry Shickle.

PERSONAL: Graduated on May 13, 2005 with a degree in marketing...born Jeffrey Allen Hahn on Sept. 28, 1981 in Bismarck, ND.

Hahn's Overall Stats

Year	ERA	W-L	G-GS	CG	SHO	SV	IP	H	R	ER	BB	SO
2002	3.19	3-0	23-0	0	0	3	42.1	46	16	15	15	30
2003	3.57	5-7	20-7	0	0	0	58.0	57	30	23	19	39
2004	5.20	3-0	20-2	0	0	1	45.0	48	28	26	19	30
2005	3.13	4-1	25-2	0	0	3	60.1	57	26	21	27	59
Total	3.72	15-8	88-11	0	0	7	205.2	208	100	85	80	158

Hahn's ACC Regular-Season Stats

Year	ERA	W-L	G-GS	CG	SHO	SV	IP	H	R	ER	BB	SO
2002	3.00	0-0	7-0	0	0	1	15.0	14	5	5	6	9
2003	2.78	2-2	9-1	0	0	0	22.2	24	7	7	7	18
2004	9.00	0-0	6-0	0	0	0	7.0	9	9	7	5	6
2005	3.27	2-0	10-0	0	0	1	22.0	19	8	8	10	19
Total	3.65	4-2	32-1	0	0	2	66.2	66	29	27	28	52

Hahn's ACC Tournament Stats

Year	ERA	W-L	G-GS	CG	SHO	SV	IP	H	R	ER	BB	SO
2002	0.00	0-0	1-0	0	0	1	2.0	2	0	0	0	0
2003	0.00	0-0	1-0	0	0	0	4.1	6	0	0	0	2
2004	10.80	0-0	2-0	0	0	0	1.2	2	2	2	2	2
2005	81.00	0-0	2-0	0	0	1	0.1	3	3	3	1	1
Total	5.40	0-0	6-0	0	0	2	8.1	13	5	5	3	5

Hahn's NCAA Tournament Stats

Year	ERA	W-L	G-GS	CG	SHO	SV	IP	H	R	ER	BB	SO
2002	6.00	1-0	3-0	0	0	1	6.0	9	4	4	3	4
2003	5.40	0-1	1-0	0	0	0	3.1	2	3	2	1	2
2004	4.50	0-0	1-1	0	0	0	6.0	5	3	3	1	4
2005	0.00	1-0	2-0	0	0	0	3.0	2	0	0	3	3
Total	4.42	2-1	7-1	0	0	1	18.1	18	10	9	8	13



#16 Ben Hall

2B/1B • R-R • 5-10 • 190 • Jr. • JC
Ormond Beach, FL • Daytona Beach Community College

One of the top pinch-hitters off the bench...has good power...can play either position on the right side of the infield...a career .321 hitter in two seasons (85 games (34 starts)), one of which was at Stetson in 2003.

2005: Hit .319 with five doubles, a triple, a homer, and nine RBIs in 47 at-bats and 37 games (three starts, including one at first base and two as the DH)...had three sacrifice flies...hit .429 with the bases empty...was 11-for-30 (.367) with a .633 slugging percentage as a pinch-hitter...was 6-for-13 (.462) against top-25 ranked teams...hit a pinch-hit homer, his first as a Tiger, against Furman on Mar. 16...made a tremendous game-saving, leaping catch at second base in the 10th inning with the bases loaded,

two outs, and the score tied in the first game of a doubleheader at Maryland on Mar. 26; Clemson went on to win 6-4 in 13 innings...came off the bench and hit two doubles in two at-bats in the second game of a doubleheader at Maryland on Mar. 26...hit a pinch-hit triple against #25 Coastal Carolina on Mar. 29...hit a pinch-hit, go-ahead RBI single in the eighth inning at Georgia on Apr. 5...started Clemson's eight-run sixth inning with a leadoff double against Duke on Apr. 8...led off the ninth inning with a pinch-hit, infield single thanks to his head-first slide into first base at #8 South Carolina on Apr. 20; his hit led to Clemson tying the score and eventually winning the game 7-5...extended the ninth inning with a two-out, pinch-hit single up the middle with the Tigers down two runs against #6 Georgia Tech on Apr. 30; Clemson went on to win 6-5...came off the bench for an injured Kris Harvey and went 2-for-5 with two RBIs and the go-ahead, two-run single in the ninth inning at Wake Forest on May 14...hit a pinch-hit double at #6 Baylor in the Waco Super Regional on Jun. 12.

BEFORE CLEMSON: Played for New Market in the Valley League in the summer of 2004, where he hit .232 with three homers and seven steals in 38 games...played one year (2004) at Daytona Beach Community College; where he was coached by Tim Touma...second-team all-conference pick at Daytona Beach CC...played one season (2003) at Stetson, where he hit .321 in 48 games and was named to the Atlantic Sun Conference All-Freshman team...coached by Pete Dunn at Stetson...lettered four times in baseball at Seabreeze High School, where he was coached by Anthony Campanella...FACA State All-Star selection as a senior...four-time all-state and all-district selection, and was named the district MVP as a senior...his team was the runnerup in the state as a junior.

PERSONAL: Majoring in sports management...born Benjamin David Hall on Aug. 9, 1983 in Johnson City, TN.

Hall's Overall Stats

Year	AVG	G-GS	AB	R	H	2B	3B	HR	RBI	TB	BB	HBP	SF	OB%	SB
2003*	.321	48-31	112	15	36	2	0	1	13	41	6	3	3	.363	3-4
2005	.319	37-3	47	7	15	5	1	1	9	25	4	0	3	.352	0-0
Total	.321	85-34	159	22	51	7	1	2	22	66	10	3	6	.360	3-4

* - Stetson

Hall's ACC Regular-Season Stats

Year	AVG	G-GS	AB	R	H	2B	3B	HR	RBI	TB	BB	HBP	SF	OB%	SB
2005	.300	22-2	30	5	9	4	0	0	7	13	3	0	3	.333	0-0

Hall's ACC Tournament Stats

Year	AVG	G-GS	AB	R	H	2B	3B	HR	RBI	TB	BB	HBP	SF	OB%	SB
2005	.000	1-0	1	0	0	0	0	0	0	0	0	0	0	.000	0-0

Hall's NCAA Tournament Stats

Year	AVG	G-GS	AB	R	H	2B	3B	HR	RBI	TB	BB	HBP	SF	OB%	SB
2003*	.182	3-3	11	1	2	0	0	0	0	0	0	1	0	.250	0-0
2005	.500	3-0	2	0	1	1	0	0	0	2	0	0	0	.500	0-0
Total	.231	6-3	13	1	3	1	0	0	0	2	0	1	0	.286	0-0

* - Stetson



#4 Taylor Harbin

2B/SS • R-R • 5-10 • 175 • Fr. • HS
Travelers Rest, SC • Travelers Rest High School

Only stands 5'10", but has good power...had one of the best freshman seasons by a Tiger in history...was very consistent with the glove and turns a quick double play...aggressive hitter.

2005: One of the most-heralded freshmen in Clemson history...second-team All-American by **Collegiate Baseball**, becoming the first Tiger freshman to be named to an All-America first, second, or third team in history...freshman All-American by **Collegiate Baseball**...First-Team All-ACC selection, the first Clemson freshman named to the first team since 1997 (Ryan Mottl) and the first freshman position player since 1991 (Billy McMillon)...first-team All-ACC pick by **SEBaseball.com**...invited to the USA National Team trials in June...hit .343 with 64 runs scored, 94 hits, 28 doubles, four triples, 10 homers, and 63 RBIs in 66 starts, all at second base...led the team in runs scored, hits, doubles, and triples...his 28 doubles were the most by a Tiger freshman in history and the third-most in school history among all classes...the 28 doubles were the most in the ACC and the second-most in the nation...had 42 extra-base hits, eighth-most in Clemson history and the most by a freshman in school history...had a



12-game hitting streak in May...only struck out 25 times in 274 at-bats...had eight sacrifice bunts, tied for seventh-most in a season in Clemson history...the predominant #3 batter in the order...had a .974 fielding percentage, committing just nine errors in 340 chances...hit a team-best .391 with 14 doubles, six homers, and 30 RBIs in 30 ACC regular-season games...was 3-for-4 with eight RBIs with the bases loaded...hit .396 with runners in scoring position...hit a team-best .356 with 17 doubles in 35 day games...had a team-high 29 multi-hit games and 14 multi-RBI games...hit safely in 51 of the 66 games...hit .435 in February and .403 in May, both team-bests...went 2-for-4 with a double and stolen base against West Virginia at Myrtle Beach, SC on Feb. 18...had two hits, including a double, and two stolen bases against Coastal Carolina at Myrtle Beach, SC on Feb. 19...hit two doubles and scored the game-winning run in the ninth inning against #18 California-Irvine on Feb. 26...went 2-for-2 with a double and two RBIs against #18 California-Irvine on Feb. 27...went 3-for-4 with a double at Auburn on Mar. 5...was 2-for-6 with a double and three RBIs at Auburn on Mar. 6...went 2-for-5 with two runs scored and his first career homer at #4 South Carolina on Mar. 13...had two of Clemson's three hits, stole a base, and had seven assists and two putouts without an error against #9 North Carolina on Mar. 18...hit a double, a homer, and drove in two runs against #9 North Carolina on Mar. 19...went 3-for-5 with three runs scored, two doubles, and four RBIs at Maryland on Mar. 25...went 2-for-4 with two runs scored, a homer, and three RBIs in the second game of a doubleheader at Maryland on Mar. 26...hit a two-run homer and totaled three RBIs in just two at-bats against #25 Coastal Carolina on Mar. 29...went 3-for-5 with a two-run single in the second game of a doubleheader at #6 Florida State on Apr. 3...went 3-for-5 with two runs scored, an RBI, and two doubles at Georgia on Apr. 5...went 2-for-4 with a towering homer and three RBIs against Duke on Apr. 9...went 2-for-5 with a three-run homer and five RBIs against #4 South Carolina on Apr. 13...went 3-for-5 with a double and an RBI against Virginia on Apr. 15...went 3-for-4 with a double and three RBIs against Western Carolina on Apr. 19...went 5-for-5 with three homers, a triple, eight RBIs, and five runs scored at N.C. State on Apr. 23; he hit two three-run homers and a solo shot, as they came on three-straight pitches; he became the 11th Tiger in history to hit three homers in a game; his 16 total bases broke the Clemson record of 15 that lasted for nearly 43 years; named ACC Player-of-the-Week thanks in part to that performance...had two hits, including a walkoff, two-run single with two outs in the ninth inning in Clemson's 6-5 win against #6 Georgia Tech on Apr. 30...went 3-for-5 with a double against #6 Georgia Tech on May 1...went 4-for-6 at Wake Forest on May 14...went 3-for-5 with two doubles and two runs scored at Wake Forest on May 15...hit a school-record-tying three doubles and was robbed of another on a diving catch at the fence against #4 Miami (FL) on May 21...was 2-for-4 with a home run against #18 N.C. State in the ACC Tournament on May 27...rated as the second-best newcomer in the ACC and the 17th-best freshman in the nation in the preseason by **Baseball America**.

BEFORE CLEMSON: Lettered five times in baseball at Travelers Rest High School, where he was coached by Brian McKittrick...set the state record for career home runs (52); actually broke the old record of 34 in his junior year...“Mr. Baseball” in South Carolina as a senior...all-state selection as a freshman, sophomore, junior, and senior.

PERSONAL: Majoring in sports management...born Taylor Kent Harbin on Feb. 13, 1986 in Greenville, SC.

Harbin's Overall Stats

Year	AVG	G-GS	AB	R	H	2B	3B	HR	RBI	TB	BB	HBP	SF	OB%	SB
2005	.343	66-66	274	64	94	28	4	10	63	160	12	1	3	.369	4-7

Harbin's ACC Regular-Season Stats


Year	AVG	G-GS	AB	R	H	2B	3B	HR	RBI	TB	BB	HBP	SF	OB%	SB
2005	.391	30-30	128	33	50	14	1	6	30	84	4	1	0	.414	1-3

Harbin's ACC Tournament Stats

Year	AVG	G-GS	AB	R	H	2B	3B	HR	RBI	TB	BB	HBP	SF	OB%	SB
2005	.333	4-4	15	2	5	0	0	1	3	8	1	0	0	.375	0-0

Harbin's NCAA Tournament Stats

Year	AVG	G-GS	AB	R	H	2B	3B	HR	RBI	TB	BB	HBP	SF	OB%	SB
2005	.167	6-6	24	3	4	0	1	0	3	6	0	0	1	.160	0-0



#35 Kris Harvey

OF/RHP/1B • R-R • 6-2 • 195 • Jr. • 2VL
Catawba, NC • Bandys High School

Versatile two-way player who came on to be one the nation's top power hitters in 2005...a career .335 hitter with 28 doubles, 35 homers, and 122 RBIs in 487 at-bats (131 games, including 124 starts)...had a career .608 slugging percentage...had a “loose” arm and threw 90+ mph on the mound...had a career 15-5 record in 40 appearances (33 starts) for a total of 159.1 innings pitched...Clemson was 24-9 when he started on the mound.

2005: On several national player-of-the-year lists...one of 40 players selected to the Golden Spikes Award Watch List, one of 64 semifinalists for the Dick Howser Trophy, and one of 71 players selected to the Brooks Wallace Award Watch List, all presented to the national player-of-the-year...second-team All-American by **Baseball America** and third-team All-American by NCBWA...First-Team All-ACC selection...second-team All-ACC selection by **SEBaseball.com**...drafted in the second round (64th overall pick) by the Florida Marlins, the same team his father (Bryan) played for from 1993-95, and signed in June...hit .341 with 61 runs scored, 11 doubles, an ACC-high 25 homers, and 70 RBIs in 65 starts (63 as the DH, one in left field, and one at first base)...hit a home run every 9.96 at-bats...the 25 home runs tied for second-most in a season in Clemson history, tied for second-most in the country, and led the ACC by seven homers...hit nearly as many homers (25) as Clemson's opponents (31)...his 70 RBIs were the third-most in the ACC...his .687 slugging percentage was second-best in the ACC...hit .372 with an ACC-best 14 homers and 34 RBIs in 29 ACC regular-season games...hit nearly as many homers (14) in ACC regular-season games as Clemson's opponents (15)...had four two-homer games...hit .457 against lefthanders, .378 with runners on base, and .402 with runners in scoring position...was 4-for-6 with a homer and 11 RBIs with the bases loaded...was 12-for-31 (.387) with six homers and 10 RBIs when batting as the pitcher...hit a homer and recorded the victory in a starting role in a school-record four games; he pulled off the dual-feat four of the nine times in Clemson history since the DH rule came into effect in 1974; he hit two homers and earned the win in two of those four games...hit .403 with 18 homers and 43 RBIs, all team-bests, in 32 home games...20 of his homers came in wins, while five came in losses...had 27 multi-hit games and a team-high 21 multi-RBI games...had a 10-game hitting streak from late March to early April...had a 5-4 record and 5.52 ERA in 13 starts (62.0 innings pitched)...allowed 28 walks and struck out 52...held lefthanded batters to a .234 batting average and all batters to a .217 batting average with two outs...had a 4-1 record and 3.21 ERA in five starts at home; he also had a .228 opponents' batting average (23 hits, including just two doubles and 21 singles) at home...had a 3.75 ERA in 24.0 innings pitched against top-25 ranked teams...hit a key home run and had two RBIs against #18 California-Irvine on Feb. 26...hit a three-run homer and a sacrifice fly, and earned the win in a starting role by pitching 5.2 innings, allowing six hits, two runs, and one walk while striking out seven against #18 California-Irvine on Feb. 27...earned the win in 6.1 innings pitched, allowing just two earned runs, and had two hits and an RBI at Auburn on Mar. 6...did not factor in the decision, but pitched 7.0 effective innings at #4 South Carolina on Mar. 13; he allowed just two earned runs on four hits...hit a three-run homer against Furman on Mar. 16...had one of the best all-around games by a Tiger ever against #9 North Carolina on Mar. 19; he hit two solo homers and scored three runs at the plate, and earned the win on the mound, as he allowed just one hit and no runs in 7.0 innings pitched...went 2-for-4 with a double and four RBIs against #9 North Carolina on Mar. 20; it capped off a three-homer and 10-RBI week (four games) to go along with his victory in game two of the North Carolina series; named one of six national players-of-the-week by **Collegiate Baseball** and ACC Player-of-the-Week for his efforts...went 3-for-5 against #25 Coastal Carolina on Mar. 30...hit a solo homer into a stiff breeze in the second game of a doubleheader at #6 Florida State on Apr. 3...struck out nine batters and earned the win against Duke on Apr. 8; he allowed five hits, two earned runs, and one walk, and went 2-for-3 with a home run at the plate...went 3-for-4 with a double, homer, five runs scored, and three RBIs against Duke on Apr. 10...hit a long solo homer against #4 South Carolina on Apr. 13...hit two solo homers and earned the win on the mound in 6.0 innings pitched against Virginia on Apr. 15; it was the second time in 2005 that he hit multiple homers and earned a victory in the same game...hit the game-winning, three-run homer in the ninth inning to lift Clemson to a 7-5 win at



#8 South Carolina on Apr. 20...went 2-for-4 with a two-run homer at N.C. State on Apr. 22...went 2-for-5 with a three-run homer at N.C. State on Apr. 24...went 2-for-5 with a homer off the top of the scoreboard and three RBIs against Elon on Apr. 26...was 3-for-5 with a homer and three RBIs against #6 Georgia Tech on Apr. 29; it was his fourth-straight game with a long ball...hit a go-ahead grand slam in the eighth inning at Virginia Tech on May 10...went 3-for-4 with a two-run homer and three runs scored against #4 Miami (FL) on May 19...went 3-for-4 with two homers, three RBIs, and three runs scored against #4 Miami (FL) on May 20; was 8-for-12 with three homers and six RBIs in the series and was named ACC Player-of-the-Week for his efforts...was 2-for-4 with a solo home run against Virginia in the ACC Tournament on May 28...hit two solo homers against Oral Roberts in the Clemson Regional on Jun. 5...named to the Clemson Regional All-Tournament team after going 4-for-13 with four runs scored, a double, and two homers in three games...had two hits, including a solo homer, at #6 Baylor in the Waco Super Regional on Jun. 13...preseason first-team All-ACC, rated as the ninth-best prospect in the ACC for the 2005 draft, listed as having the best outfield arm in the ACC, #84 overall prospect for the 2005 draft, and rated as the 48th-best junior in the nation in the preseason by **Baseball America**...preseason first-team All-ACC by SEBaseball.com.

2004: Was the team's best utility player and the top midweek starter on the mound during the season...the team's only First-Team All-ACC selection (At-Large)...only Tiger to start at four different positions in 2004; he actually started at five different positions in all...only Tiger to start and bat at six different spots in the batting order; he batted at every spot except first, cleanup, and ninth...hit .335 (second-best on the team) with 16 doubles, eight home runs, and 41 RBIs in 52 starts in the field...had a team-high 19 RBIs in ACC regular-season games...hit .362 with nine doubles, six homers, and 24 RBIs in 27 home games...started 14 games on the mound, four at first base, two in left field, 24 in right field, and a team-high 21 as the designated hitter...had 22 multi-hit games and 16 multi-RBI games...had a 19-game hitting streak, longest by a Tiger in 2004...hit .379 against lefthanders...batted .375 in night games...hit a team-best .380 when playing in the outfield and a team-best .329 as the DH...hit .374 when batting in the fifth spot in the batting order...had a .458 on-base percentage when leading off an inning...was 4-for-9 with a double and eight RBIs with the bases loaded...hit a team-best .556 (10-for-18) in the second inning and a team-best .600 (6-for-10) in the ninth inning...was 6-0 with a 5.40 ERA on the mound in a team-tying-high 14 starts (all in non-conference games)...held righthanded batters to a .244 batting average...held opponents to a .252 batting average with runners on base...was 4-0 with a 4.34 ERA in six starts away from home...Clemson was 12-2 when he started in the mound...opponents were 0-for-9 with no walks and four strikeouts with the bases loaded...only threw one wild pitch...14 of his 32 walks allowed were in the first inning...pitched 5.0 innings in a starting role to earn the win against Georgia Southern at Greenville, NC on Feb. 29; he allowed two hits and no runs while striking out five...pitched 5.0 scoreless innings to earn the win at Wofford on Mar. 10; he allowed just four hits and two walks while striking out seven...pitched 5.1 innings, allowing just three hits, one run, and one walk while striking out five to earn the win against Coastal Carolina on Mar. 16...had two hits, including a home run, and two RBIs at Texas Tech on Mar. 20...went 2-for-4 with a two-run homer against Wake Forest on Mar. 26...went 3-for-4 with two doubles and three RBIs against Wake Forest on Mar. 27...went 2-for-5 with a double and two RBIs against Wake Forest on Mar. 28...pitched 7.0 innings in a starting role at Georgia on Mar. 30; he earned the win by scattering seven hits, two runs, and four walks while striking out seven...went 3-for-4 with three runs scored and three RBIs against Georgia on Mar. 31...had two hits, including a towering home run, against Maryland on Apr. 2...hit two doubles and a homer, scored three runs, and had three RBIs against Maryland on Apr. 3...named ACC Co-Player-of-the-Week when he was 9-for-18 with eight runs scored, two doubles, two homers, and nine RBIs in the field in four games from Mar. 31 through Apr. 4...hit an RBI single and go-ahead solo homer in the first game of a doubleheader at Virginia on Apr. 10...went 2-for-4 with two doubles and two steals, and also earned the win in a starting role against Winthrop on Apr. 13...went 3-for-5 with a double and three RBIs at #6 South Carolina on Apr. 14...went 3-for-5 with a towering home run against The Citadel on Apr. 20...hit a long home run and hit a key RBI single in the ninth inning against Western Carolina on Apr. 21...hit the game-tying two-run homer in the ninth inning against Charleston Southern on May 5; he hit it on the first pitch he saw of the at-bat; he allowed two runs on six hits in 5.2 innings pitched in a starting role and would have suffered the loss if the Tigers had not come

back...went 3-for-4 against #24 Central Florida on May 8...hit two run-scoring doubles at #15 Georgia Tech on May 16...went 3-for-4 at #10 Georgia in the Athens Regional on Jun. 5...listed as the #38 sophomore in the nation in the preseason by **Baseball America**...played for Falmouth in the Cape Cod League in the summer, where he hit .294 with a homer in four games; also made one appearance on the mound and pitched 2.0 scoreless innings.

2003: Had a 4-1 record, 7.07 ERA, and a save in six starts and seven relief appearances...Clemson was 5-1 when he started on the mound...did not allow a homer in 35.2 innings pitched...saw action as a batter in 12 games (seven starts) and had eight hits, eight runs scored, two homers, and 11 RBIs in just 29 at-bats...held opponents to a .167 batting average with two outs...picked up the save in the second game of a doubleheader at #16 Auburn on Feb. 22; he pitched the final 3.0 innings...in his first career start on the mound, he earned the victory by pitching 4.0 innings, allowing two hits and one earned run against College of Charleston on Mar. 5...hit his first career homer against Old Dominion on Mar. 9...in his first start at first base, he went 1-for-3 with two runs scored, an RBI, and 17 putouts against Tennessee Tech on Mar. 11...pitched 6.0 scoreless innings, allowing two hits and one walk, to earn the win against Tennessee Tech on Mar. 12...hit a two-run, pinch-hit homer against Georgia Southern at Charleston, SC on Mar. 16...had two hits and four RBIs against Wofford on Mar. 24...struck out four batters in 2.0 relief innings pitched against Virginia on Apr. 4...earned the win in a starting role against Coastal Carolina on Apr. 16; he allowed two runs on four hits in 5.0 innings pitched...pitched a perfect ninth inning while striking out a batter against North Carolina in the ACC Tournament on May 22; it was his first action in over a month...earned the win in relief against Princeton in the Auburn Regional on May 31; he pitched 1.1 hitless and scoreless innings...took the summer off after being hampered by injury.

BEFORE CLEMSON: Drafted in the fifth round by the Braves...all-state pick as a junior and senior at Bandys High...three-time all-conference pick and conference player-of-the-year as a senior...named **Charlotte Observer** Player-of-the-Year as a senior, and a **Charlotte Observer** All-Star as a junior and senior...lettered four times in baseball at Bandys High...coached by Doug McRee.

PERSONAL: His father (Bryan) played in the Majors for nine years (1987-95) with the Angels and Marlins; he had 177 saves and a 2.42 ERA...Bryan makes the drive to many games and is a part-time scout...majoring in sports management...born Bryan Kristopher Harvey on Jan. 5, 1984 in Catawba, NC.



Harvey's Overall Stats

Year	AVG	G-GS	AB	R	H	2B	3B	HR	RBI	TB	BB	HBP	SF	OB%	SB
2003	.276	12-7	29	8	8	1	0	2	11	15	2	0	2	.303	0-0
2004	.335	54-52	209	38	70	16	0	8	41	110	15	1	1	.381	4-8
2005	.341	65-65	249	61	85	11	0	25	70	171	16	4	2	.387	1-2
Total	.335	131-124	487	107	163	28	0	35	122	296	33	5	5	.379	5-10

Year	ERA	W-L	G-GS	CG	SHO	SV	IP	H	R	ER	BB	SO
2003	7.07	4-1	13-6	0	0	1	35.2	35	31	28	22	22
2004	5.40	6-0	14-14	0	0	0	61.2	73	38	37	32	52
2005	5.52	5-4	13-13	0	0	0	62.0	71	43	38	28	52
Total	5.82	15-5	40-33	0	0	1	159.1	179	112	103	82	126

Harvey's ACC Regular-Season Stats

Year	AVG	G-GS	AB	R	H	2B	3B	HR	RBI	TB	BB	HBP	SF	OB%	SB
2004	.302	24-24	96	17	29	9	0	4	19	50	8	0	0	.356	1-3
2005	.372	29-29	113	33	42	2	0	14	34	86	5	2	0	.408	0-0
Total	.340	53-53	209	50	71	11	0	18	53	136	13	2	0	.384	1-3

Year	ERA	W-L	G-GS	CG	SHO	SV	IP	H	R	ER	BB	SO
2003	10.29	0-0	3-1	0	0	0	7.0	8	10	8	6	9
2005	5.59	3-2	8-8	0	0	0	37.0	39	26	23	21	32
Total	6.34	3-2	11-9	0	0	0	44.0	47	36	31	27	41

Harvey's ACC Tournament Stats

Year	AVG	G-GS	AB	R	H	2B	3B	HR	RBI	TB	BB	HBP	SF	OB%	SB
2004	.353	4-4	17	3	6	2	0	0	4	8	1	0	0	.389	0-0
2005	.313	4-4	16	4	5	2	0	1	5	10	0	1	0	.353	0-0
Total	.333	8-8	33	7	11	4	0	1	9	18	1	1	0	.371	0-0

Year	ERA	W-L	G-GS	CG	SHO	SV	IP	H	R	ER	BB	SO
2003	0.00	0-0	1-0	0	0	0	1.0	0	0	0	0	1
2004	9.00	0-0	1-1	0	0	0	4.0	8	4	4	1	2
2005	15.43	0-1	1-1	0	0	0	2.1	6	4	4	2	1
Total	9.82	0-1	3-2	0	0	0	7.1	14	8	8	3	4

Harvey's NCAA Tournament Stats

Year	AVG	G-GS	AB	R	H	2B	3B	HR	RBI	TB	BB	HBP	SF	OB%	SB
2004	.316	5-5	19	4	6	1	0	0	0	7	3	0	0	.409	0-1
2005	.320	6-6	25	6	8	1	0	3	3	18	1	0	0	.346	1-2
Total	.318	11-11	44	10	14	2	0	3	3	25	4	0	0	.375	1-3

Year	ERA	W-L	G-GS	CG	SHO	SV	IP	H	R	ER	BB	SO
2003	0.00	1-0	1-0	0	0	0	1.1	0	0	0	1	0
2004	12.00	0-0	1-1	0	0	0	3.0	7	4	4	1	6
Total	8.31	1-0	2-1	0	0	0	4.1	7	4	4	2	6



#30 Doug Hogan

C • R-R • 6-2 • 195 • *Fr. • RS
Columbia, SC • Irmo High School

Reserve catcher who was primarily used as a late-inning replacement for starting catcher Adrian Casanova...has good power.

2005: Was 2-for-18 (.111) with an RBI in 18 games (one start at catcher)...singled in his first career official at-bat against #18 California-Irvine on Feb. 27...hit a pinch-hit single against Virginia on Apr. 15.

2004: Red-shirted...played for Florence in the Coastal Plain League in the summer, where he hit .271 with four homers and 32 RBIs in 43 starts.

BEFORE CLEMSON: All-state and all-region selection as a senior at Irmo High...sat out most of his junior season with a broken hand...earned All-Region III-AAAA honors as a sophomore...team defensive MVP as a sophomore...named to the All-Region III-AAAA basketball team as a junior...MVP of his basketball team as a junior...named to the Dairy Queen Classic All-Tournament team as a junior...led the team in scoring and charges taken as a junior...was the basketball team's most improved player as a sophomore...lettered three times in both baseball and basketball at Irmo High...coached by Ray Cannady.

PERSONAL: Brother of former Tiger righthander Patrick Hogan (2001-04), who had 18 career saves, third-most in Clemson history...his father (Mike) lettered in baseball at East Carolina (1973,74)...his grandfather (Leo Jenkins), who was chancellor at East Carolina from 1960-78, helped bring the Pirate athletic program into national prominence...major is undeclared...born Douglas Jenkins Hogan on Sept. 29, 1984 in Greenville, NC.

Hogan's Overall Stats

Year	AVG	G-GS	AB	R	H	2B	3B	HR	RBI	TB	BB	HBP	SF	OB%	SB
2005	.111	18-1	18	0	2	0	0	0	1	2	0	1	0	.158	0-0

Hogan's ACC Regular-Season Stats

Year	AVG	G-GS	AB	R	H	2B	3B	HR	RBI	TB	BB	HBP	SF	OB%	SB
2005	.167	8-0	6	0	1	0	0	0	0	1	0	0	0	.167	0-0



#50 Chris Howard

RHP • L-R • 6-4 • 195 • *Fr. • RS

Fort Wayne, IN • Concordia Lutheran High School

Tall, sidearm reliever.

2005: Had a 1-0 record and 3.86 ERA in five relief appearances (4.2 innings pitched)...did not walk a batter and had a strikeout...allowed five hits, all singles...opponents were only 1-for-7 (.143) with runners on base...did not allow either of two inherited runners to score...pitched a scoreless inning in relief against East Carolina at Myrtle Beach, SC on Feb. 20; it was his first career outing...pitched 2.1 scoreless innings in relief to earn his first career win against Wofford on Apr. 27.

2004: Red-shirted...played for Vermont in the NECBL in the summer, where he was 1-0 with a save and a 2.45 ERA in 16 relief appearances.

BEFORE CLEMSON: Set the Concordia Lutheran High School record for wins in a season and career, and career strikeouts...named the senior athlete-of-the-year of his high school...earned all-conference honors two years in a row...named to the all-area team...set his high school's record for wins (12) in a season...selected to the all-conference team for basketball...a four-year, first-team all-conference selection in tennis...earned all-area honors on the hardcourt...attended the same high school as former two-time Tiger All-America pitcher Steve Reba (1999-02)...lettered four times in both baseball and tennis, and once in basketball at Concordia Lutheran High...coached by Dave Bohr.

PERSONAL: His brother Adam was a swimmer at Louisville...majoring in English...born Christopher Dale Howard on Oct. 8, 1984 in New Haven, IN.

Howard's Overall Stats

Year	ERA	W-L	G-GS	CG	SHO	SV	IP	H	R	ER	BB	SO
2005	3.86	1-0	5-0	0	0	0	4.2	5	2	2	0	1



#15 John Ingram

INF/OF • R-R • 6-1 • 205 • *So. • 1VL

Alpharetta, GA • Chattahoochee High School

Aggressive utility player who has shown the ability to hit home runs and come off the bench with clutch hits...a career .246 hitter with four homers and 21 RBIs in 61 games (28 starts).

2005: Was 3-for-22 (.136) with a run scored in 19 games (two starts, one at first base and one as the DH)...was 3-for-10 with three walks in day games.

2004: Hit .271 with six doubles, four home runs, and 21 RBIs in just 96 at-bats in 42 games (26 starts)...10 of his 21 RBIs came with two outs...started eight games at first base and 18 as the designated hitter...was 5-for-13 (.385) with two doubles, two homers, 10 RBIs, three walks, and a .500 on-base percentage as a pinch-hitter...hit .328 at home...hit .356 in the fifth spot of the batting order...hit .300 from the fourth inning on...started 13 games in a row from late March to early April...in his first plate appearance and first swing as a Tiger, he hit a pinch-hit, three-run homer over 400 feet against Georgia Southern at Greenville, NC on Feb. 29...hit a pinch-hit home run against #7 Auburn on Mar. 13; it was his third career at-bat...hit a solo homer against Coastal Carolina on Mar. 16; it was his third career homer in his ninth career at-bat...hit a pinch-hit, RBI double at Texas Tech on Mar. 19...went 3-for-5 with a double and an RBI at Texas Tech on Mar. 20...made 14 putouts and had an assist against Elon on Mar. 24...had two hits, including an RBI single, to up his hitting streak to 11 games against Maryland on Apr. 2...had a 13-game hitting streak from Mar. 16 to Apr. 4...hit a pinch-hit, two-run single against The Citadel on Apr. 20...hit a two-run homer and walked three times against #24 Florida State on May 3...hit a pinch-hit, three-run double against Furman on May 11.



2003: Red-shirted...played for Torrington in the NECBL in the summer.

BEFORE CLEMSON: Lettered four times in baseball and twice in football at Chattahoochee High...a Senior Team and Junior Team Georgia All-Star...all-region, all-city, and all-county as a junior and senior...high school baseball teammate of current Tiger quarterback Charlie Whitehurst...coached by Tim Lemons.

PERSONAL: Majoring in marketing...two-time member of the ACC Academic Honor Roll...born John Aaron Ingram on Oct. 21, 1983 in Fort Worth, TX.

Ingram's Overall Stats

Year	AVG	G-GS	AB	R	H	2B	3B	HR	RBI	TB	BB	HBP	SF	OB%	SB
2004	.271	42-26	96	17	26	6	0	4	21	44	12	1	0	.358	2-2
2005	.136	19-2	22	1	3	0	0	0	0	3	4	0	0	.269	0-0
Total	.246	61-28	118	18	29	6	0	4	21	47	16	1	0	.341	2-2

Ingram's ACC Regular-Season Stats

Year	AVG	G-GS	AB	R	H	2B	3B	HR	RBI	TB	BB	HBP	SF	OB%	SB
2004	.229	18-14	48	7	11	1	0	1	8	15	7	0	0	.327	2-2
2005	.000	8-0	7	0	0	0	0	0	0	2	0	0	0	.222	0-0
Total	.200	26-14	55	7	11	1	0	1	8	15	7	0	0	.313	2-2

Ingram's ACC Tournament Stats

Year	AVG	G-GS	AB	R	H	2B	3B	HR	RBI	TB	BB	HBP	SF	OB%	SB
2004	.000	2-1	5	0	0	0	0	0	0	0	0	0	0	.000	0-0

Ingram's NCAA Tournament Stats

Year	AVG	G-GS	AB	R	H	2B	3B	HR	RBI	TB	BB	HBP	SF	OB%	SB
2004	.000	2-0	2	0	0	0	0	0	0	0	0	0	0	.000	0-0



#47 David Kopp

RHP • R-R • 6-3 • 195 • Fr. • HS
Margate, FL • Coral Springs High School

Talented righthander who was used as a week-day starter and weekend reliever...changes speeds well and likes to work fast on the mound.

2005: Had a 4-3 record and 4.61 ERA along with a save in 22 appearances (seven starts)...allowed 66 hits and 26 walks with 46 strikeouts in 70.1 innings pitched; the 70.1 innings pitched were the most by a

Tiger freshman since Jarrod Schmidt pitched 92.1 innings in 2000...allowed only four home runs and three stolen bases in eight attempts...had a 3.86 ERA and did not allow a homer in 16.1 innings pitched during ACC regular-season games...held opponents to a .192 batting average with two outs...Clemson was 6-1 in his seven starts...in 2.1 innings pitched in relief, he allowed one hit and one run while striking out four against Coastal Carolina at Myrtle Beach, SC on Feb. 19...in his first career start on the road, he earned the win at Old Dominion on Mar. 22 by pitching 7.0 innings, allowing just two hits, no runs, and one walk while striking out two...earned the win in a starting role against #25 Coastal Carolina on Mar. 29; he allowed six hits, two runs, and one walk with five strikeouts against #25 Coastal Carolina on Mar. 29...suffered a tough loss in the first game of a doubleheader at #6 Florida State on Apr. 3 despite allowing just two runs, five hits, and one walk while striking out four in 6.0 innings pitched in relief...allowed three runs on four hits in 5.0 innings pitched in a starting role at #8 South Carolina on Apr. 20...allowed four hits with seven strikeouts in 6.0 innings pitched in a starting role to earn the win against Elon on Apr. 26...pitched 3.0 scoreless innings in relief with four strikeouts against no walks against #6 Georgia Tech on Apr. 30...earned the win in 6.0 innings of work in a starting role against #20 College of Charleston on May 17...earned his first career save by pitching 2.0 perfect innings against #4 Miami (FL) on May 21...pitched 5.2 innings in relief against Virginia in the ACC Tournament on May 28; he allowed two hits and no earned runs...rated as the ninth-best freshman in the nation in the preseason by **Baseball America**.

BEFORE CLEMSON: Lettered four times in baseball at Coral Springs High School, where he was coached by Frank Bumbales...First-Team **Sun-Sentinel** and **Miami Herald** All-County team selection.

PERSONAL: Major is undeclared...born David Justin Kopp on Oct. 22, 1985 in Coral Springs, FL.

Kopp's Overall Stats

Year	ERA	W-L	G-GS	CG	SHO	SV	IP	H	R	ER	BB	SO
2005	4.61	4-3	22-7	0	0	1	70.1	66	43	36	26	46

Kopp's ACC Regular-Season Stats

Year	ERA	W-L	G-GS	CG	SHO	SV	IP	H	R	ER	BB	SO
2005	3.86	0-1	7-0	0	0	1	16.1	15	9	7	6	13

Kopp's ACC Tournament Stats

Year	ERA	W-L	G-GS	CG	SHO	SV	IP	H	R	ER	BB	SO
2005	0.00	0-0	1-0	0	0	0	5.2	2	1	0	3	2

Kopp's NCAA Tournament Stats

Year	ERA	W-L	G-GS	CG	SHO	SV	IP	H	R	ER	BB	SO
2005	9.00	0-0	2-0	0	0	0	4.0	6	4	4	2	2



#23 Tanner Leggett

SS/2B • S-R • 6-0 • 170 • *So. • SQ
Clemson, SC • Daniel High School

A solid defensive player in 2005 after having an injury-plagued first-two seasons at Clemson...has good range.

2005: Was 4-for-11 (.364) with a run scored and two RBIs in 16 games off the bench...was not on the ACC Tournament roster or the Clemson Regional roster, but was on the Waco Super Regional roster...had three putouts and 12 assists without committing an error at short-stop and second base...was 3-for-7 against righthanders, 3-for-6 with runners on base, 2-for-4 with runners in scoring position, and 4-for-6 with two outs...had two putouts and 10 assists at shortstop, and one putout and two assists at second base...had his first career hit, an RBI single, and scored a run at Auburn on Mar. 6...came off the bench and singled in his only at-bat against Furman on Mar. 16...hit a pinch-hit single against Virginia on Apr. 15...hit a pinch-hit, RBI single against Western Carolina on Apr. 19...as a late-inning substitution at second base, he made a key assist after fielding a ground ball up the middle in the ninth inning at #8 South Carolina on Apr. 20...made his first ACC road trip at N.C. State from Apr. 22-24.

2004: Did not play in any games, as he recovered from a shoulder injury...played for Spartanburg in the Coastal Plain League in the summer, where he hit .203 in 27 games (19 starts).

2003: Red-shirted...had shoulder surgery in the summer.

BEFORE CLEMSON: Lettered three times in baseball and two times in soccer at Daniel High School...played on the national championship East Cobb AAU squad after his freshman season and was a member of the all-tournament team...member of the national championship runnerup East Cobb team after his sophomore season...all-state soccer selection as a senior and all-region pick as a junior.

PERSONAL: Son of Tiger Head Coach Jack Leggett...majoring in marketing...born Tanner Jackson Leggett on Aug. 12, 1983 in Cullowhee, NC.

Leggett's Overall Stats

Year	AVG	G-GS	AB	R	H	2B	3B	HR	RBI	TB	BB	HBP	SF	OB%	SB
2005	.364	16-0	11	1	4	0	0	0	2	4	0	1	0	.417	0-0

Leggett's ACC Regular-Season Stats

Year	AVG	G-GS	AB	R	H	2B	3B	HR	RBI	TB	BB	HBP	SF	OB%	SB
2005	.250	7-0	4	0	1	0	0	0	0	1	0	0	0	.250	0-0



#40 Alex Martin

LHP • L-L • 6-2 • 175 • Fr. • HS
Charlotte, NC • Providence High School

2005: Red-shirted.

BEFORE CLEMSON: Lettered three times in baseball at Providence High School, where he was coached by Danny Hignight.

PERSONAL: Majoring in pre-business...born Alexander Miles Martin on Feb. 16, 1986 in Fort Lauderdale, FL.



#41 Daniel Moskoso

LHP • R-L • 6-1 • 200 • Fr. • HS
Alta Loma, CA • Damien High School

One of five Tigers from the West Coast and one of three new Tigers from California...hard-throwing lefthander.

2005: Had a 2-2 record and 5.40 ERA in 21 relief appearances (16.2 innings pitched...had 15 strikeouts...had eight strikeouts against only two walks in eight relief appearances during the ACC regular season...picked up the win in relief by retiring the only batter he faced against #18 California-Irvine on Feb. 25; he did so against a school that is only 50 miles from his hometown...pitched 2.0 hitless and scoreless innings in relief with four strikeouts against Duke on Apr. 8...pitched the final 2.0 innings, allowing no runs, one hit, and no walks with three strikeouts against Wofford on Apr. 27...pitched 2.2 scoreless innings in relief with two strikeouts against #6 Georgia Tech on May 1...retired the only batter he faced and earned the victory against North Carolina A&T in the Clemson Regional on Jun. 3.

BEFORE CLEMSON: Lettered twice in baseball at Damien High School, where he was coached by Rob Verdi...had a 1.70 ERA, 95 strikeouts, and a .200 opponents' batting average in 65.0 innings pitched during his senior year...named a San Gabriel Valley and Inland Valley All-Star selection as a senior at Damien High School...member of the All-Southern California team during his senior season.

PERSONAL: Pronounced MAH-skohs...majoring in health science...born Daniel Ross Moskoso on Apr. 28, 1986 in Greenville, SC.

Moskoso's Overall Stats

Year	ERA	W-L	G-GS	CG	SHO	SV	IP	H	R	ER	BB	SO
2005	5.40	2-2	21-0	0	0	0	16.2	24	12	10	13	15

Moskoso's ACC Regular-Season Stats

Year	ERA	W-L	G-GS	CG	SHO	SV	IP	H	R	ER	BB	SO
2005	4.50	0-1	8-0	0	0	0	8.0	13	5	4	2	8

Moskoso's ACC Tournament Stats

Year	ERA	W-L	G-GS	CG	SHO	SV	IP	H	R	ER	BB	SO
2005	9.00	0-0	1-0	0	0	0	1.0	2	2	1	1	1

Moskoso's NCAA Tournament Stats

Year	ERA	W-L	G-GS	CG	SHO	SV	IP	H	R	ER	BB	SO
2005	0.00	1-0	1-0	0	0	0	0.1	0	0	0	0	0



#28 Gene Pierce

C • R-R • 6-2 • 215 • *Gr. • 2VL
Columbia, SC • A.C. Flora High School

Backup catcher and outstanding student-athlete who did many things for the program that often times went unseen...one of just two seniors on the 2005 team...in four years, he was 8-for-24 (.333) with five runs scored, a double, two homers, two walks, and five RBIs in 58 career games off the bench and one start...the only Tiger to play in a game during the 2001

season, as he red-shirted in 2002 in his second season in the program.

2005: Hit .357 (5-for-14) with two runs scored, a homer, and two RBIs in 38 games (one start at catcher)...made 60 putouts and seven assists with one error...threw out two basestealers...was 5-for-11 (.455) against righthanders and 3-for-8 (.375) with runners on base...was 2-for-3 as a pinch-hitter and 4-for-6 in non-conference, regular-season games...went 1-for-2 in his first career start at Auburn on Mar. 5...had a pinch-hit single against Furman on Mar. 16...hit a pinch-hit, RBI single and scored a run against Western Carolina on Apr. 19...hit a towering solo homer off the bench at Virginia Tech on May 10.

2004: Saw action in seven games and was 0-for-3 at the plate...had 14 putouts with no errors behind the plate.

2003: Was 2-for-5 with two runs scored, a double, and two RBIs in eight games...was 2-for-2 with two outs...lined a pinch-hit single and came around to score in the second game of a doubleheader at #16 Auburn on Feb. 22...had a two-run double off the bench against Wofford on Mar. 24.

2002: Red-shirted.

2001: A walk-on who appeared in six games as a catcher...valuable bullpen catcher for Tiger relief pitchers...came off the bench in game three of the New York Tech series to hit his first career home run; also played in all three games of the series...played against Richmond, Ohio, and UNLV as well.

BEFORE CLEMSON: All-state catcher at A.C. Flora High as a senior...played in the North-South All-Star game...All-Region III-AAA, and all-area team selection in 1999 and 2000...team MVP as a senior after garnering defensive team MVP honors as a junior...Wendy's High School Heisman winner for A.C. Flora High as a senior...team won the Region III-AAA title in 1999...lettered four times in baseball and three times in cross country...coached by Andy Hallett.

PERSONAL: Graduated on May 13, 2005 with a degree in civil engineering and had a 3.3 career GPA, including a 4.0 GPA in the spring, 2005 semester...three-time member of the ACC Academic Honor Roll...born Gene Earl Pierce III on Apr. 3, 1982 in Lexington, SC.

Pierce's Overall Stats

Year	AVG	G-GS	AB	R	H	2B	3B	HR	RBI	TB	BB	HBP	SF	OB%	SB
2001	.500	6-0	2	1	1	0	0	1	1	4	1	1	0	.750	0-0
2003	.400	8-0	5	2	2	1	0	0	2	3	0	0	0	.400	0-0
2004	.000	7-0	3	0	0	0	0	0	0	0	0	0	0	.000	0-0
2005	.357	38-1	14	2	5	0	0	1	2	8	1	0	0	.400	0-0
Total	.333	59-1	24	5	8	1	0	2	5	15	2	1	0	.407	0-0

Pierce's ACC Regular-Season Stats

Year	AVG	G-GS	AB	R	H	2B	3B	HR	RBI	TB	BB	HBP	SF	OB%	SB
2003	.000	1-0	1	0	0	0	0	0	0	0	0	0	0	.000	0-0
2005	.143	21-0	7	1	1	0	0	1	1	4	1	0	0	.250	0-0
Total	.125	22-0	8	1	1	0	0	1	1	4	1	0	0	.222	0-0

Pierce's NCAA Tournament Stats

Year	AVG	G-GS	AB	R	H	2B	3B	HR	RBI	TB	BB	HBP	SF	OB%	SB
2005	.000	4-0	1	0	0	0	0	0	0	0	0	0	0	.000	0-0



#26 Daniel Pritchard

INF • R-R • 5-8 • 160 • *^Gr. • 2VL
Hartsville, SC • Hartsville High School

Infielder who is a scrappy and unselfish player...is 4-for-29 (.138) with nine runs scored and three RBIs in 53 games off the bench in three seasons.

2005: Co-captain...was 2-for-11 (.182) with five runs scored, two walks, and a sacrifice bunt in 20 games off the bench...made nine putouts and six as-

sists with only one error at second base...with an injured finger, he entered the game in the ninth inning as a pinch-runner and scored the tying run at #8 South Carolina on Apr. 20...had a pinch-hit single against #4 Miami (FL) on May 19...scored two run of Clemson's eight runs in the seventh inning as a pinch-runner against North Carolina A&T in the Clemson Regional on Jun. 3...hit a pinch-hit, run-scoring single against Oral Roberts in the Clemson Regional on Jun. 5.

2004: Hit .154 (2-for-13) with four runs scored, two RBIs, and a stolen base in 20 games off the bench...one of his hits came with the bases loaded, as he was 1-for-1 in that situation...had 15 assists and five putouts...as a pinch-runner, he stole home on a double steal against Coastal Carolina on Mar. 16...came off the bench and executed a squeeze bunt against Elon on Mar. 23...went 1-for-2 with two runs scored off the bench against College of Charleston on May 12...played for Florence in the Coastal Plain League in the summer, where he hit .162 with two homers and a .966 fielding percentage in 33 games (30 starts).

2003: Came off the bench in 13 games and was hitless in five at-bats...had four assists and did not commit an error...played for Spartanburg in the Coastal Plain League in the summer.

2002: Red-shirted.

BEFORE CLEMSON: Member of the Southern Baseball Classic All-Tournament team and International Paper Classic All-Tournament team as a senior...all-region team member and Southeastern Baseball Classic All-Tournament team selection as a junior...led team to the Region V-AAAA title as a freshman, junior, and senior...lettered four times in baseball at Hartsville High...coached by Jimmy White.

PERSONAL: Member of the ACC Academic Honor Roll in 2001-02...gradu-



ated on May 13, 2005 with a degree in marketing...born Robert Daniel Pritchard on Apr. 13, 1983.

Pritchard's Overall Stats

Year	AVG	G-GS	AB	R	H	2B	3B	HR	RBI	TB	BB	HBP	SF	OB%	SB
2003	.000	13-0	5	0	0	0	0	0	0	0	0	0	0	.000	0-0
2004	.154	20-0	13	4	2	0	0	0	2	2	0	1	0	.214	1-1
2005	.182	20-0	11	5	2	0	0	0	1	2	2	1	0	.357	0-1
Total	.138	53-0	29	9	4	0	0	0	3	4	2	2	0	.242	1-2

Pritchard's ACC Regular-Season Stats

Year	AVG	G-GS	AB	R	H	2B	3B	HR	RBI	TB	BB	HBP	SF	OB%	SB
2003	----	2-0	0	0	0	0	0	0	0	0	0	0	0	----	0-0
2004	.000	7-0	5	0	0	0	0	0	0	0	0	0	0	.000	0-0
2005	.200	10-0	5	0	1	0	0	0	0	1	0	0	0	.200	0-1
Total	.100	19-0	10	0	1	0	0	0	0	1	0	0	0	.100	0-1

Pritchard's ACC Tournament Stats

Year	AVG	G-GS	AB	R	H	2B	3B	HR	RBI	TB	BB	HBP	SF	OB%	SB
2004	.000	1-0	1	0	0	0	0	0	0	0	0	0	0	.000	0-0

Pritchard's NCAA Tournament Stats

Year	AVG	G-GS	AB	R	H	2B	3B	HR	RBI	TB	BB	HBP	SF	OB%	SB
2005	1.000	2-0	1	2	1	0	0	0	1	1	0	1	0	1.000	0-0



#44 Robert Rohrbaugh

LHP • L-L • 6-2 • 190 • Jr. • 2VL
Littlestown, PA • Littlestown High School

Quiet lefthander who relied on location to be effective on the mound...pitched 202.1 career innings over three seasons...made 29 starts and 35 relief appearances...had a 3.96 career ERA.

2005: Drafted in the seventh round (203rd overall pick) by the Seattle Mariners and signed in June...had an 8-3 record, 4.22 ERA, and a save in a

team-high 16 starts and three relief appearances (96.0 total innings pitched)...the eight wins tied for the team lead...struck out 82 against 42 walks...had five pickoffs and allowed 11 stolen bases in 20 attempts...was second in the league with six wins in ACC regular-season games, as he was 6-1 with a 4.37 ERA in 10 conference starts...in four postseason appearances, he was 2-1 with a team-best 2.53 ERA and a save; he also allowed just 17 hits and four walks with 22 strikeouts in 21.1 innings pitched...allowed just two hits and one run in 5.0 innings pitched against Coastal Carolina at Myrtle Beach, SC on Feb. 19...allowed six hits, two runs, and one walk while striking out four in 6.1 innings pitched to earn the win against #9 North Carolina on Mar. 20...pitched 7.0 scoreless innings of three-hit ball to earn the win in the second game of a doubleheader at Maryland on Mar. 26; he also walked only two and struck out nine batters...earned the win in the second game of a doubleheader at #6 Florida State on Apr. 3; he allowed three runs on six hits in 6.0 innings pitched...earned the win at N.C. State on Apr. 23; he allowed five hits and two earned runs with six strikeouts in 6.0 innings pitched...earned the win in 6.2 innings of work in a starting role at Wake Forest on May 15...allowed two runs on five hits in 5.2 innings pitched in a starting role against #4 Miami (FL) on May 21...struck out 10 and earned the win in 8.2 innings pitched against #18 N.C. State in the ACC Tournament on May 27; he allowed just four hits, one earned run, and three walks...earned the win against Oral Roberts in the Clemson Regional on Jun. 5; he allowed seven hits, one run, and no walks with nine strikeouts in 7.0 innings pitched...pitched 1.1 perfect innings to earn the save at #6 Baylor in the Waco Super Regional on Jun. 11.

2004: Had a 3.99 ERA, but only had a 4-5 record due to a lack of run support...made 12 starts and eight relief appearances for a total of 76.2 innings pitched, second-most on the squad...allowed just 21 walks...had a team-high six pickoffs and only allowed five stolen bases in 13 attempts...did not commit an error in 22 chances...became a weekend starter in the middle of the season due to injuries to Tyler Lumsden and Jason Berken...his 2.90 ERA in ACC regular-season games was fifth-best in the conference...allowed just one homer and 13 walks in a team-high 49.2 innings pitched over eight starts in ACC regular-season action...started against all eight ACC teams in the regular season and only allowed more than two earned runs in only one of those starts, when he allowed just three earned runs against #24 Florida State...held righthanded

batters to a .228 batting average...held opponents to a team-best .198 batting average with two outs and .186 batting average with runners on base and two outs...had a 2.70 ERA in eight relief appearances...had a 4-1 record and allowed just six walks in 35.2 innings pitched at home...pitched a team-season-high 8.0 innings twice...had a 1.50 ERA in the first and second inning combined...pitched 5.1 innings in his second career start at Texas Tech on Mar. 21; he allowed just five hits...pitched 6.0 innings in a starting role to earn his first win against Wake Forest on Mar. 28; he allowed two runs, one walk, and six hits while striking out five...pitched 8.0 innings, allowing just one earned run on seven hits while striking out three to earn the win against Maryland on Apr. 4; he also did not allow a walk and did not allow a baserunner to reach second base until the ninth inning...pitched 7.0 innings, allowing two runs, one walk, and four hits in the first game of a doubleheader at Virginia on Apr. 10...allowed two runs on four hits while striking out seven to earn the win against N.C. State on Apr. 25...scattered nine hits and four runs in 7.1 innings pitched to earn the win against #24 Central Florida on May 7...pitched the team's first complete game of the season, but suffered the loss at Duke on May 21; in 8.0 innings pitched, he allowed just five hits, two runs, and one walk while striking out six; he allowed just two Blue Devils to reach second base, both of which scored on Eric Baumann's two-run homer...played for Orleans in the Cape Cod League in the summer, where he was 1-4 with a 2.25 ERA in seven appearances (six starts); also allowed just 28 hits and 10 walks while striking out 35 in 40.0 innings pitched.

2003: Had an 0-1 record and team-best 3.03 ERA in a team-high 26 appearances...freshman All-American by **Collegiate Baseball**...had a save and 27 strikeouts in 29.2 innings pitched...did not allow a homer...held righthanded batters to a .212 batting average and all batters to a .232 batting average with runners on base...had a 2.88 ERA in 25 relief appearances...had a team-best 1.80 ERA against teams in the NCAA Tournament...pitched 2.0 scoreless innings in relief, allowing two hits and no walks against Old Dominion on Mar. 8...pitched 1.1 scoreless innings and struck out three batters against Tennessee Tech on Mar. 11...pitched 2.0 scoreless innings against Georgia Southern at Charleston, SC on Mar. 17...earned his first save against Maine on Mar. 22; he pitched 1.1 scoreless innings...pitched 3.1 scoreless innings in relief in game two of a doubleheader at #16 N.C. State on Mar. 29...struck out six in 2.0 innings pitched against Coastal Carolina on Apr. 15...in his first career start, he allowed two runs in 4.2 innings pitched at Wake Forest on May 17...helped lead Winchester to the Valley League title in the summer...named Valley League Pitcher-of-the-Week...earned the 2003 Winchester Royals' Lew Zirkle Pitcher's Award.

BEFORE CLEMSON: Drafted in the 30th round by the Montreal Expos in 2002...holds the Littlestown High School record for career victories (22)...team captain during his junior and senior seasons...was 8-0 with a 0.35 ERA along with a school-record 122 strikeouts against only 10 walks in 59.1 innings pitched as a senior...was the first recipient of the Robert Weaver Baseball Scholarship at Littlestown High...named school's outstanding male athlete-of-the-year as a senior...**Gettysburg Times** First-Team All-Area pick as a junior and senior...**Hanover Evening Sun** Player-of-the-Year as a senior, and first-team all-area as a sophomore, junior, and senior...**York Daily Record** Player-of-the-Year as a junior and senior...helped lead his high school to the YAIAA Division I title in his senior season...pitched two no-hitters and had a 7-0 record as a junior, where he gave up only one earned run and had an 0.15 ERA...had 83 strikeouts and walked just 16 in 46.0 innings pitched during his junior season...had a 5-1 record and pitched a no-hitter in 2001 for Hanover Legion...helped lead Littlestown High School to the District III-AA playoffs four times...school's MVP as a junior and senior...lettered four times in baseball...coached by Steve Kress.

PERSONAL: Member of the ACC Academic Honor Roll in 2003-04...majoring in sports management...born Robert Edward Rohrbaugh on Dec. 28, 1983 in Hanover, PA.



Rohrbaugh's Overall Stats

Year	ERA	W-L	G-GS	CG	SHO	SV	IP	H	R	ER	BB	SO
2003	3.03	0-1	26-1	0	0	1	29.2	30	13	10	13	27
2004	3.99	4-5	20-12	1	0	0	76.2	77	37	34	21	44
2005	4.22	8-3	19-16	0	0	1	96.0	103	52	45	42	82
Total	3.96	12-9	65-29	1	0	2	202.1	210	102	89	76	153

Rohrbaugh's ACC Regular-Season Stats

Year	ERA	W-L	G-GS	CG	SHO	SV	IP	H	R	ER	BB	SO
2003	3.00	0-0	8-1	0	0	0	12.0	13	4	4	8	7
2004	2.90	3-4	8-8	1	0	0	49.2	44	19	16	13	30
2005	4.37	6-1	10-10	0	0	0	59.2	65	33	29	29	49
Total	3.63	9-5	26-19	1	0	0	121.1	122	56	49	50	86

Rohrbaugh's ACC Tournament Stats

Year	ERA	W-L	G-GS	CG	SHO	SV	IP	H	R	ER	BB	SO
2003	0.00	0-0	1-0	0	0	0	1.0	1	0	0	0	1
2004	5.06	0-0	1-1	0	0	0	5.1	7	3	3	1	3
2005	1.04	1-0	1-1	0	0	0	8.2	4	4	1	3	10
Total	2.40	1-0	3-2	0	0	0	15.0	12	7	4	4	14

Rohrbaugh's NCAA Tournament Stats

Year	ERA	W-L	G-GS	CG	SHO	SV	IP	H	R	ER	BB	SO
2003	0.00	0-0	1-0	0	0	0	0.2	2	0	0	0	1
2004	16.20	0-0	2-1	0	0	0	3.1	7	6	6	3	2
2005	3.55	1-1	3-2	0	0	1	12.2	13	5	5	1	12
Total	5.94	1-1	6-3	0	0	1	16.2	22	11	11	4	15



#5 Travis Storrer

OF • L-R • 6-1 • 190 • Jr. • 1VL

Mount Vernon, WA • Edmonds Community College

Reliable outfielder who has a "flat" swing...has a very accurate arm from his right-field position...is not flashy, but consistent...hits many line-drive outs...one of five Tigers from the West Coast...a career .331 hitter in 119 starts in two seasons...has 28 doubles, four triples, 13 homers, and 76 RBIs.

2005: Second-team All-ACC selection by SEBaseball.com...hit .346 with 15 doubles, two triples, six homers, 43 RBIs, and a .412 on-base percentage in 66 starts (all in right field)...had 27 walks and six sacrifice bunts...had eight outfield assists and 84 putouts without committing an error...hit .431 with runners on base and .421 with runners in scoring position, both team-bests...hit a team-best .367 in non-conference, regular-season games...started and batted second, third, fourth, fifth, sixth, and seventh in the lineup at least once...had 23 multi-hit games...hit a team-best .397 in March...had a 19-game hitting streak from April to May; he hit .425 during the streak...finished the season on a 10-game-hitting streak and hit safely in 29 of the last 30 games...went 2-for-2 with two RBIs and two walks against West Virginia at Myrtle Beach, SC on Feb. 18...went 3-for-5 at Auburn on Mar. 4...hit a two-run homer at Auburn on Mar. 5...had three hits and an RBI at Auburn on Mar. 6...had two hits, including a go-ahead, two-run double at #4 South Carolina on Mar. 13...had two hits, including a double, and three RBIs at Maryland on Mar. 25...went 3-for-4 with a double, two runs scored, and two RBIs against #25 Coastal Carolina on Mar. 30...had two hits, including a double and a solo homer, along with two RBIs against #4 South Carolina on Apr. 13...went 3-for-5 with a triple and an RBI against Western Carolina on Apr. 19...went 2-for-3 with a double and two RBIs against #6 Georgia Tech on Apr. 29...went 3-for-4 with a triple and two RBIs against #6 Georgia Tech on May 1; he was 6-for-11 (.545) in the series...went 3-for-5 with a double, homer, three runs scored, and two RBIs at Virginia Tech on May 8...went 3-for-5 with an RBI and four runs scored at Wake Forest on May 14...saw his 19-game hitting streak come to an end against #4 Miami (FL) on May 21...hit a two-run homer against Virginia in the ACC Tournament on May 28...named to the Clemson Regional All-Tournament team after going 4-for-11 with four runs scored, a double, and two RBIs in three games...went 3-for-4 at #6 Baylor in the Waco Super Regional on Jun. 13...preseason second-team All-ACC by SEBaseball.com.

2004: Batted .315 with 49 runs scored, 13 doubles, two triples, seven homers, and 33 RBIs in 53 games (all starts)...only made four errors (.975 fielding percentage) while starting 25 games at second base, a team-high 25 in right

field, and three as the DH...batted second in the starting lineup a team-high 36 times...had 22 multi-hit games, tied for second-most on the team...hit .356 with runners on base and .382 with runners in scoring position...hit .417 in neutral-site games and .350 against top-25 ranked teams...hit .353 when playing second base...made 42 putouts and had one assist without committing an error in the outfield...named to both postseason all-tournament teams, as he was 17-for-43 (.395) with a team-high 13 runs scored, five doubles, three homers, and 14 RBIs in nine games...had two hits, including a two-run homer (his first as a Tiger) at East Carolina on Feb. 28...hit a two-run homer at #5 South Carolina on Mar. 6...had two hits, including a home run, and scored three runs against #7 Auburn on Mar. 12...hit a two-run homer and double against Coastal Carolina on Mar. 16...had his 12-game hitting streak come to an end at Texas Tech on Mar. 21...missed 12 games from late March to early April due to a finger injury...hit a double, single, and scored two runs at #6 South Carolina on Apr. 14...drove in the tying run with a two-out bunt single in the seventh inning and scored the winning run in the ninth inning after starting the rally with a single against N.C. State on Apr. 23...hit two doubles and scored two runs against #24 Florida State on May 3...bounced the game-winning, walkoff single over the shortstop to plate Brad McCann in the ninth inning against Charleston Southern on May 5...had his first career three-hit game against #24 Central Florida on May 7...went 4-for-6 with two doubles and three RBIs against #5 Georgia Tech in the ACC Tournament on May 27; one of the doubles was a key two-run shot that tied the score with two outs in the bottom of the ninth inning...went 3-for-5 with a double and two runs scored against #20 North Carolina in the ACC Tournament on May 28...an All-ACC Tournament selection who was 10-for-20 (.500) with seven runs scored, three doubles, and four RBIs in four games...hit a double and home run, and scored two runs along with three RBIs against Birmingham-Southern in the Athens Regional on Jun. 4...had two hits, including a homer, and drove in three runs against Birmingham-Southern in the Athens Regional on Jun. 5...hit a double, three-run homer, scored three runs, and had four RBIs in the first game of a doubleheader at #10 Georgia in the Athens Regional on Jun. 6...named to the Athens Regional All-Tournament team as an outfielder, as he was 7-for-23 (.304) with six runs scored, two doubles, three homers, and 10 RBIs in five games...played for Chatham in the Cape Cod League in the summer, where he hit .238 in 40 games.

BEFORE CLEMSON: Transferred from Edmonds Community College in Washington...played on the NWAACC championship team in 2002...coached by Donnie Marbut at Edmonds Community College...earned team MVP honors at Mount Vernon High as a junior and senior...all-area and all-league selection as a sophomore, junior, and senior...member of the AAA state basketball championship team as a junior...lettered four times in baseball, three times in tennis, and two times in basketball at Mount Vernon High...coached by Pat Swapp in high school.

PERSONAL: His father (Dave) played baseball at Western Washington...member of the ACC Academic Honor Roll in 2003-04...majoring in sports management...born Travis Keith Storrer on Oct. 2, 1983 in Mount Vernon, WA.

Storrer's Overall Stats

Year	AVG	G-GS	AB	R	H	2B	3B	HR	RBI	TB	BB	HBP	SF	OB%	SB
2004	.315	53-53	216	49	68	13	2	7	33	106	19	2	0	.376	5-6
2005	.346	66-66	243	46	84	15	2	6	43	121	27	2	2	.412	0-2
Total	.331	119-119	459	95	152	28	4	13	76	227	46	4	2	.395	5-8

Storrer's ACC Regular-Season Stats

Year	AVG	G-GS	AB	R	H	2B	3B	HR	RBI	TB	BB	HBP	SF	OB%	SB
2004	.254	16-16	63	10	16	3	2	0	3	23	6	0	0	.319	1-1
2005	.321	30-30	106	23	34	6	1	2	17	48	13	2	1	.402	0-1
Total	.296	46-46	169	33	50	9	3	2	20	71	19	2	1	.372	1-2

Storrer's ACC Tournament Stats

Year	AVG	G-GS	AB	R	H	2B	3B	HR	RBI	TB	BB	HBP	SF	OB%	SB
2004	.500	4-4	20	7	10	3	0	0	4	13	0	1	0	.524	0-0
2005	.313	4-4	16	3	5	1	0	1	3	9	0	0	0	.313	0-0
Total	.417	8-8	36	10	15	4	0	1	7	22	0	1	0	.432	0-0

Storrer's NCAA Tournament Stats

Year	AVG	G-GS	AB	R	H	2B	3B	HR	RBI	TB	BB	HBP	SF	OB%	SB
2004	.304	5-5	23	6	7	2	0	3	10	18	1	0	0	.333	0-0
2005	.391	6-6	23	5	9	1	0	0	2	10	2	0	0	.440	0-0
Total	.348	11-11	46	11	16	3	0	3	12	28	3	0	0	.388	0-0



#6 Stan Widmann

SS • R-R • 6-1 • 190 • Fr. • HS
Hurst, TX • L.D. Bell High School

Freshman who stepped in and was the everyday starter at shortstop...has a strong arm and showed flashes of power at the plate.

2005: Hit .289 with seven doubles, four homers, and 25 RBIs in 66 starts (all at shortstop)...had a team-high five sacrifice flies, seven sacrifice bunts, and six bunt singles...had seven stolen bases in eight attempts...committed just four errors and had a .973 fielding percentage in 30 ACC regular-season games...hit .324 in 32 home games...hit .330 against top-25 ranked teams...went 3-for-4 against #18 California-Irvine on Feb. 26...went 3-for-4 with an RBI at Auburn on Mar. 5...went 3-for-4 with a double and an RBI against Furman on Mar. 16...went 3-for-5 with two bunt singles and two runs scored in the second game of a doubleheader at #6 Florida State on Apr. 3...went 2-for-4 with two runs scored in his first career home run against Duke on Apr. 10...went 2-for-3 with two RBIs, including the game-tying, RBI single in the sixth inning, against Virginia on Apr. 15...scored three runs and stole home against Elon on Apr. 26...went 2-for-4 with a homer, three RBIs, and three runs scored against #6 Georgia Tech on Apr. 29...hit a two-run homer against #8 Miami (FL) in the ACC Tournament on May 26...had three RBIs against North Carolina A&T in the Clemson Regional on Jun. 3...went 2-for-4 with the go-ahead two-run single with the bases loaded in the seventh inning at #6 Baylor in the Waco Super Regional on Jun. 11...went 2-for-3 with a hit-by-pitch at #6 Baylor in the Waco Super Regional on Jun. 13; he was 4-for-9 with a .583 on-base percentage in three games against the team from his nearby hometown...rated as the fifth-best newcomer in the ACC and the 14th-best freshman in the nation in the preseason by **Baseball America**.

BEFORE CLEMSON: Lettered four times in baseball at L.D. Bell High School, where he was coached by Paul Gibson...played in an All-America game in Albuquerque, NM after his senior season...all-state selection as a senior...chosen to play in the inaugural AFLAC All-American High School Baseball Classic in Fort Myers, FL prior to his senior season.

PERSONAL: Majoring in sports management...first Tiger from Texas since 1993...born Stanley R. Widmann on Aug. 25, 1985 in Fort Worth, TX.

Widmann's Overall Stats

Year	AVG	G-GS	AB	R	H	2B	3B	HR	RBI	TB	BB	HBP	SF	OB%	SB
2005	.289	66-66	232	36	67	7	1	4	25	88	17	1	5	.333	7-8

Widmann's ACC Regular-Season Stats

Year	AVG	G-GS	AB	R	H	2B	3B	HR	RBI	TB	BB	HBP	SF	OB%	SB
2005	.257	30-30	109	20	28	3	0	3	12	40	7	0	3	.294	2-2

Widmann's ACC Tournament Stats

Year	AVG	G-GS	AB	R	H	2B	3B	HR	RBI	TB	BB	HBP	SF	OB%	SB
2005	.308	4-4	13	2	4	0	0	1	3	7	2	0	0	.400	1-1

Widmann's NCAA Tournament Stats

Year	AVG	G-GS	AB	R	H	2B	3B	HR	RBI	TB	BB	HBP	SF	OB%	SB
2005	.316	6-6	19	4	6	0	0	0	5	6	4	1	1	.440	2-2



#9 David Williams

OF • R-R • 5-10 • 190 • Jr. • TR
Charlotte, NC • UNC Asheville

Has good speed and was used as a late-inning outfield replacement most of the 2005 season...a career .316 hitter with 17 doubles, four homers, and 31 RBIs in 90 games (66 starts) over two seasons, including one at UNC Asheville...has a .412 on-base percentage and 18 stolen bases.

2005: Hit .184 with eight runs scored, four doubles, two RBIs, eight walks, and two stolen bases in 33 games (nine starts, eight in centerfield and one in left field)...reached base 11 times in 21 plate appearances when leading off an inning...was 5-for-18 (.278) as a pinch-hitter...hit a key pinch-hit, two-run single and stole a base in an eight-run sixth inning against Duke on Apr. 8...rated as the 15th-most significant transfer in the nation in the preseason by **Baseball America**.

BEFORE CLEMSON: Played for Asheboro in the Coastal Plain League in the summer, where he hit .266 with three homers, 20 RBIs, and 10 stolen bases in 43 games (40 starts)...played one season (2004) at UNC Asheville, where he was coached by Matt Myers...hit .345 with four homers, 29 RBIs, 16 stolen bases, and a .435 on-base percentage in 57 starts for the Bulldogs...played one season (2003) at Florida Community College at Jacksonville, where he was coached by Chris Blaquiére...lettered four times in baseball at Butler High School, where he was coached by Kim Cougar...his high school team compiled a 41-15 record and three conference titles...lettered four times in football.

PERSONAL: Majoring in psychology...born David Rowe Williams on Dec. 12, 1983 in Marietta, GA.

Williams' Overall Stats

Year	AVG	G-GS	AB	R	H	2B	3B	HR	RBI	TB	BB	HBP	SF	OB%	SB
2004*	.345	57-57	223	37	77	13	1	4	29	104	33	3	1	.435	16-21
2005	.184	33-9	49	8	9	4	0	0	2	13	8	1	0	.310	2-2
Total	.316	90-66	272	45	86	17	1	4	31	117	41	4	1	.412	18-23


* - North Carolina-Asheville

Williams' ACC Regular-Season Stats

Year	AVG	G-GS	AB	R	H	2B	3B	HR	RBI	TB	BB	HBP	SF	OB%	SB
2005	.105	16-3	19	4	2	0	0	0	2	2	4	0	0	.261	1-1

Williams' NCAA Tournament Stats

Year	AVG	G-GS	AB	R	H	2B	3B	HR	RBI	TB	BB	HBP	SF	OB%	SB
2005	----	1-0	0	0	0	0	0	0	0	0	0	0	0	----	0-0



#31 P.J. Zocchi

RHP • R-R • 6-0 • 205 • *Fr. • RS
Bronx, NY • Iona Prep High School

Played in 2005 as a red-shirt freshman despite appearing in three games on the mound in 2004, as his season was cut short due to an arm injury...has a 1-0 career record and 4.85 ERA in seven appearances (three starts) in a total of 13.0 innings pitched.

2005: Had a 1-0 record and 5.14 ERA in four appearances (two starts)...had a .231 opponents' batting average in 7.0 innings pitched...held righthanded batters to a .176 batting average...had a 1.42 ERA in 6.1 innings pitched at home...in a scheduled short start, he pitched 2.0 scoreless innings of one-hit ball to earn the win against Western Carolina on Apr. 19...in his first career outing against an ACC team, he pitched 1.1 scoreless innings against #6 Georgia Tech on May 1.

2004: Made two relief appearances and one start before his season came to an end with an arm injury against Gardner-Webb on Mar. 3...he figured to be one of the team's most reliable righthanders out of the bullpen...in 6.0 innings pitched over three appearances, he allowed seven hits, three runs, and two walks while striking out seven...in two relief appearances, he allowed no runs, two hits, and no walks while striking out five in 4.0 innings pitched...pitched 3.0 scoreless innings in relief, allowing one hit and no walks while striking out five against Georgia Southern at Greenville, NC on Feb. 29.

BEFORE CLEMSON: Had a 25-0 career record and 0.63 ERA at Iona Prep High...named the **New York NewsDay** Athlete/Player-of-the-Year as a senior...First-Team New York City and First-Team Westchester during his senior season...received the Westchester Scholastic Sports Award as a senior...led Iona Prep High School to a 28-2 record during his senior year...lettered four times in baseball...coached by Fred Gallo.

PERSONAL: His mother (Susan) played basketball at Dominican...member of the ACC Academic Honor Roll in 2003-04...majoring in pre-business...pronounced ZAH-chee...born Peter James Zocchi on Jun. 19, 1985 in Bronx, NY.

Zocchi's Overall Stats

Year	ERA	W-L	G-GS	CG	SHO	SV	IP	H	R	ER	BB	SO
2004	4.50	0-0	3-1	0	0	0	6.0	7	3	3	2	7
2005	5.14	1-0	4-2	0	0	0	7.0	6	4	4	6	3
Total	4.85	1-0	7-3	0	0	0	13.0	13	7	7	8	10

Zocchi's ACC Regular-Season Stats

Year	ERA	W-L	G-GS	CG	SHO	SV	IP	H	R	ER	BB	SO
2005	13.50	0-0	2-0	0	0	0	2.0	4	3	3	3	2



2005 Clemson Letterman Roster



Numerical

#	Player	Pos.	B-T	Hgt	Wgt	Cl.	Exp.	Hometown	Previous School
3	Herman Demmink	3B	L-R	5-11	185	Jr.	2VL	Midlothian, VA	Clover Hill HS
4	Taylor Harbin	2B/SS	R-R	5-10	175	Fr.	HS	Travelers Rest, SC	Travelers Rest HS
5	Travis Storrer	OF	L-R	6-1	190	Jr.	1VL	Mount Vernon, WA	Edmonds CC
6	Stan Widmann	SS	R-R	6-1	190	Fr.	HS	Hurst, TX	L.D. Bell HS
8	Brad Chalk	OF	L-L	6-0	170	Fr.	HS	Greer, SC	Riverside HS
9	David Williams	OF	R-R	5-10	190	Jr.	TR	Charlotte, NC	UNC Asheville
12	Jesse Ferguson	OF	L-R	5-11	180	*So.	RS	Redmond, WA	Bellevue CC
15	John Ingram	INF/OF	R-R	6-1	205	*So.	1VL	Alpharetta, GA	Chattahoochee HS
16	Ben Hall	2B/1B	R-R	5-10	190	Jr.	JC	Ormond Beach, FL	Daytona Beach CC
17	Chris Fidrych	LHP	L-L	6-1	220	Fr.	HS	Beaufort, SC	Beaufort HS
20	Stephen Faris	RHP	R-R	6-2	190	So.	1VL	Richmond, VA	Tucker HS
21	Tyler Colvin	OF/1B	L-L	6-3	205	So.	1VL	North Augusta, SC	North Augusta HS
22	Jorge Andrade, Jr.	3B/1B	R-R	6-1	200	So.	JC	San Diego, CA	San Diego City College
23	Tanner Leggett	SS/2B	R-R	6-0	170	*So.	SQ	Clemson, SC	Daniel HS
24	Andy D'Alessio	1B	L-R	6-3	210	So.	1VL	Naples, FL	Barron Collier HS
26	Daniel Pritchard	INF	R-R	5-8	160	*^Gr.	2VL	Hartsville, SC	Hartsville HS
27	Jeff Hahn	RHP	R-R	6-4	210	*Gr.	3VL	Winchester, VA	Handley HS
28	Gene Pierce	C	R-R	6-2	215	*Gr.	2VL	Columbia, SC	A.C. Flora HS
29	Adrian Casanova	C	R-R	6-1	205	*Jr.	TR	Miami, FL	Florida International University
30	Doug Hogan	C	R-R	6-2	195	*Fr.	RS	Columbia, SC	Irmo HS
31	P.J. Zocchi	RHP	R-R	6-0	205	*Fr.	RS	Bronx, NY	Iona Prep HS
35	Kris Harvey	OF/RHP/1B	R-R	6-2	195	Jr.	2VL	Catawba, NC	Bandys HS
36	Stephen Clyne	RHP	R-R	6-2	175	*So.	SQ	Parkland, FL	American Heritage HS
41	Daniel Moskos	LHP	R-L	6-1	200	Fr.	HS	Alta Loma, CA	Damien HS
42	Drew Fiorenza	RHP	R-R	6-2	200	Jr.	JC	Atlanta, GA	Middle Georgia College
44	Robert Rohrbaugh	LHP	L-L	6-2	190	Jr.	2VL	Littlestown, PA	Littlestown HS
47	David Kopp	RHP	R-R	6-3	195	Fr.	HS	Margate, FL	Coral Springs HS
48	Josh Cribb	RHP	R-R	5-9	185	*Jr.	2VL	Lake View, SC	Lake View HS
50	Chris Howard	RHP	L-R	6-4	195	*Fr.	RS	Fort Wayne, IN	Concordia Lutheran HS

Head Coach:

Associate Head Coach:

Assistant Head Coach:

Volunteer Assistant Coach:

Sports Information Contact:

Student Equipment Managers:

Trainer:

7 Jack Leggett (12th season, Maine '76)
 39 Kevin O'Sullivan (7th season, Virginia '91)
 10 Tom Riginos (3rd season, Stetson '90)
 2 Bradley LeCroy (3rd season, Clemson '01)
 Brian Hennessy (Clemson '98)
 Tim O'Day (Sr. • South Burlington, VT)
 Trey Murphy (Fr. • Columbia, SC)
 Denny Oughton (Pacific Lutheran '95)
 Shawn Arnett (Gardner-Webb '02)

* - has spent one season as a red-shirt player; ^ - has a year of eligibility remaining in 2006

Alphabetical

#	Player	Pos.	Cl.
22	Jorge Andrade, Jr.	3B/1B	So.
29	Adrian Casanova	C	*Jr.
8	Brad Chalk	OF	Fr.
36	Stephen Clyne	RHP	*So.
21	Tyler Colvin	OF/1B	So.
48	Josh Cribb	RHP	*Jr.
24	Andy D'Alessio	1B	So.
3	Herman Demmink	3B	Jr.
20	Stephen Faris	RHP	So.
12	Jesse Ferguson	OF	*So.
17	Chris Fidrych	LHP	Fr.
42	Drew Fiorenza	RHP	Jr.
27	Jeff Hahn	RHP	*Gr.
16	Ben Hall	2B/1B	Jr.
4	Taylor Harbin	2B/SS	Fr.
35	Kris Harvey	OF/RHP/1B	Jr.
30	Doug Hogan	C	*Fr.
50	Chris Howard	RHP	*Fr.
15	John Ingram	INF/OF	*So.
47	David Kopp	RHP	Fr.
23	Tanner Leggett	SS/2B	*So.
41	Daniel Moskos	LHP	Fr.
28	Gene Pierce	C	*Gr.
26	Daniel Pritchard	INF	*^Gr.
44	Robert Rohrbaugh	LHP	Jr.
5	Travis Storrer	OF	Jr.
6	Stan Widmann	SS	Fr.
9	David Williams	OF	Jr.
31	P.J. Zocchi	RHP	*Fr.

Pronunciations

#	Player	Pronunciation
22	Jorge Andrade, Jr.	HOHR-heh ahn-DRAH-deh
21	Tyler Colvin	COHL-vihn
24	Andy D'Alessio	duh-LEHS-ee-oh
3	Herman Demmink	DEHM-ihnk
20	Stephen Faris	FAYR-ihs
2	Bradley LeCroy	lee-CROY
41	Daniel Moskos	MAH-skohs
10	Tom Riginos	rih-JEEN-uhs
31	P.J. Zocchi	ZAH-chee



Non-Letterman Roster



Numerical

#	Player	Pos.	B-T	Hgt	Wgt	Cl.	Exp.	Hometown	Previous School
1	C.J. Gaddis	OF	R-R	6-0	215	So.	1VL	Raeford, NC	Hoke County HS
18	Jason Berken	RHP	R-R	6-0	200	Jr.	2VL	De Pere, WI	West De Pere HS
33	William Bond	LHP	R-L	5-11	185	Fr.	HS	Lawrenceville, GA	Greater Atlanta Christian School
40	Alex Martin	LHP	L-L	6-2	175	Fr.	HS	Charlotte, NC	Providence HS
43	Sean Clark	RHP	R-R	6-2	190	Jr.	JC	Los Angeles, CA	Chandler-Gilbert (AZ) CC

* - has spent one season as a red-shirt player

Alphabetical

#	Player	Pos.	Cl.
18	Jason Berken	RHP	Jr.
33	William Bond	LHP	Fr.
43	Sean Clark	RHP	Jr.
1	C.J. Gaddis	OF	So.
40	Alex Martin	LHP	Fr.