



2020 CLEMSON BASEBALL MEDIA GUIDE





2020 SCHEDULE

Date	Day	Opponent	Time				
2-14	Fri	Liberty	4 p.m.	3-15	Sun	* at Wake Forest	1 p.m.
2-15	Sat	Liberty	1 p.m.	3-17	Tue	at Coastal Carolina	6 p.m.
2-16	Sun	Liberty	1 p.m.	3-20	Fri	* at Notre Dame	5 p.m.
2-18	Tue	The Citadel	4 p.m.	3-21	Sat	* at Notre Dame	4 p.m.
2-19	Wed	Furman	4 p.m.	3-22	Sun	* at Notre Dame	1 p.m.
2-21	Fri	Stony Brook	4 p.m.	3-24	Tue	Coastal Carolina	7 p.m.
2-22	Sat	Stony Brook	3 p.m.	3-27	Fri	* Georgia Tech	7 p.m.
2-23	Sun	Stony Brook	Noon	3-28	Sat	* Georgia Tech	3 p.m.
2-25	Tue	East Tennessee State	4 p.m.	3-29	Sun	* Georgia Tech	1 p.m.
2-28	Fri	at South Carolina	7 p.m.	3-31	Tue	# College of Charleston	6 p.m.
2-29	Sat	# South Carolina	3 p.m.	4-3	Fri	* Pittsburgh	6 p.m.
3-1	Sun	South Carolina	2 p.m.	4-4	Sat	* Pittsburgh	5 p.m.
3-4	Wed	College of Charleston	4 p.m.	4-5	Sun	* Pittsburgh	Noon
3-6	Fri	* Boston College	4 p.m.	4-7	Tue	at Georgia	6 p.m.
3-7	Sat	* Boston College	3 p.m.	4-10	Fri	* at Louisville	3 p.m.
3-8	Sun	* Boston College	1 p.m.	4-11	Sat	* at Louisville	7 p.m.
3-10	Tue	Presbyterian College	6 p.m.	4-12	Sun	* at Louisville	2 p.m.
3-11	Wed	Winthrop	6 p.m.	4-14	Tue	^ at Furman	6 p.m.
3-13	Fri	* at Wake Forest	6 p.m.	4-17	Fri	* at Duke	6 p.m.
3-14	Sat	* at Wake Forest	3 p.m.	4-18	Sat	* at Duke	1 p.m.
				4-19	Sun	* at Duke	1 p.m.
				4-21	Tue	Georgia	6 p.m.
				4-24	Fri	* NC State	6 p.m.
				4-25	Sat	* NC State	1 p.m.
				4-26	Sun	* NC State	1 p.m.
				5-2	Sat	William & Mary	1 p.m.
				5-2	Sat	William & Mary	5 p.m.
				5-3	Sun	William & Mary	1 p.m.
				5-6	Wed	Charleston Southern	6 p.m.
				5-8	Fri	* at Miami (Fla.)	7 p.m.
				5-9	Sat	* at Miami (Fla.)	7:30 p.m.
				5-10	Sun	* at Miami (Fla.)	4 p.m.
				5-12	Tue	at The Citadel	6 p.m.
				5-14	Thu	* Florida State	6 p.m.
				5-15	Fri	* Florida State	6 p.m.
				5-16	Sat	* Florida State	3 p.m.

* - ACC regular-season game; # - Columbia, S.C. (Segra Park); ^ - Greenville, S.C. (Fluor Field); Note: Home games in **bold**; all times are Eastern; live audio for all games is available on Clemson Tigers Network.

TABLE OF CONTENTS

BIOS

Broughton, Jared (Volunteer Assistant Coach)	17
Hennessy, Jacob (Student Assistant Coach)	18
LeCroy, Bradley (Assistant Coach & Recruiting Coordinator)	15
Lee, Monte (Head Coach)	12-14
Owens, Brad (Director of Operations)	18
Paulsen, Ben (Director of Player Development)	19
Players, 2020	21-41
See, Andrew (Assistant Coach)	16
Seniors & Pro Signees, 2019	63-65
Staff, Support	20

CLEMSON BASEBALL INFORMATION

Against All Competition	42,43
Date, Record By	43
Directions to Doug Kingsmore Stadium	2
First-Round Draft Picks	72
Glossary	9-11
Major League Tigers	70,71
Media Information	3
Outlook, 2020	6,7
Parking Map	2
Polls, 2020 Preseason	6
Pro Signees	72
Quick Facts	8
Radio Network (Clemson Tigers Network)	19
Results, 2020 Opponent All-Time Game-By-Game	44-50
Roster, 2020 Numerical & Alphabetical	4
Roster, 2020 Position	5
Schedule, 2020	1
Seating Chart, Doug Kingsmore Stadium	2
Stadium, Doug Kingsmore	68,69
Titles, Team	73

RECORDS

Academic Honor Roll Members, ACC	108,109
ACC Tournament Results	116
All-ACC Academic Selections	109
All-ACC Selections	107
All-Americans	102-106
Batting & Fielding Stats, Yearly (Team)	76
Career (Individual)	86,87
Coaches, Head & Assistant	119
Cycles	79
Honors & Awards (Individual)	100,101
Individual	75
Innings, Highest Scoring	113
Last Time It Happened (Individual)	136
Leaders, Yearly	81-85
Lettermen	110-112
Lineups, Yearly Starting	94-99
National Players-of-the-Year	106
NCAA Stat Rankings, Top-25	114,115
NCAA Tournament Results	117
No-Hitters	80
Pitching Stats, Yearly (Team)	77
Rankings, Weekly (Clemson Poll Rankings From 1987-19)	118,119
Results, Season Game-By-Game	121-136
Results, Yearly	120
Season (Individual)	78-80
Stats, Individual Career Batting (ACC Era)	88-91
Stats, Individual Career Pitching (ACC Era)	92,93
Streaks, Hitting	78
Streaks, Winning	74
Team	74
Walkoff Home Runs	136

REVIEW, 2019

ACC Standings	67
Batting, Game-By-Game (Individual)	59
Home Runs	58
Notes	52,53
Pitching, Game-By-Game (Individual Career)	60-62
Polls, Final	67
Results, Game-By-Game	55
Stats, ACC Regular-Season	56
Stats, Career (2020 Players)	56
Stats, Overall	54
Stats, Postseason	57
Story	66,67
Superlatives, Team & Individual	58



DIRECTIONS TO DOUG KINGSMORE STADIUM

FROM ATLANTA, GA.

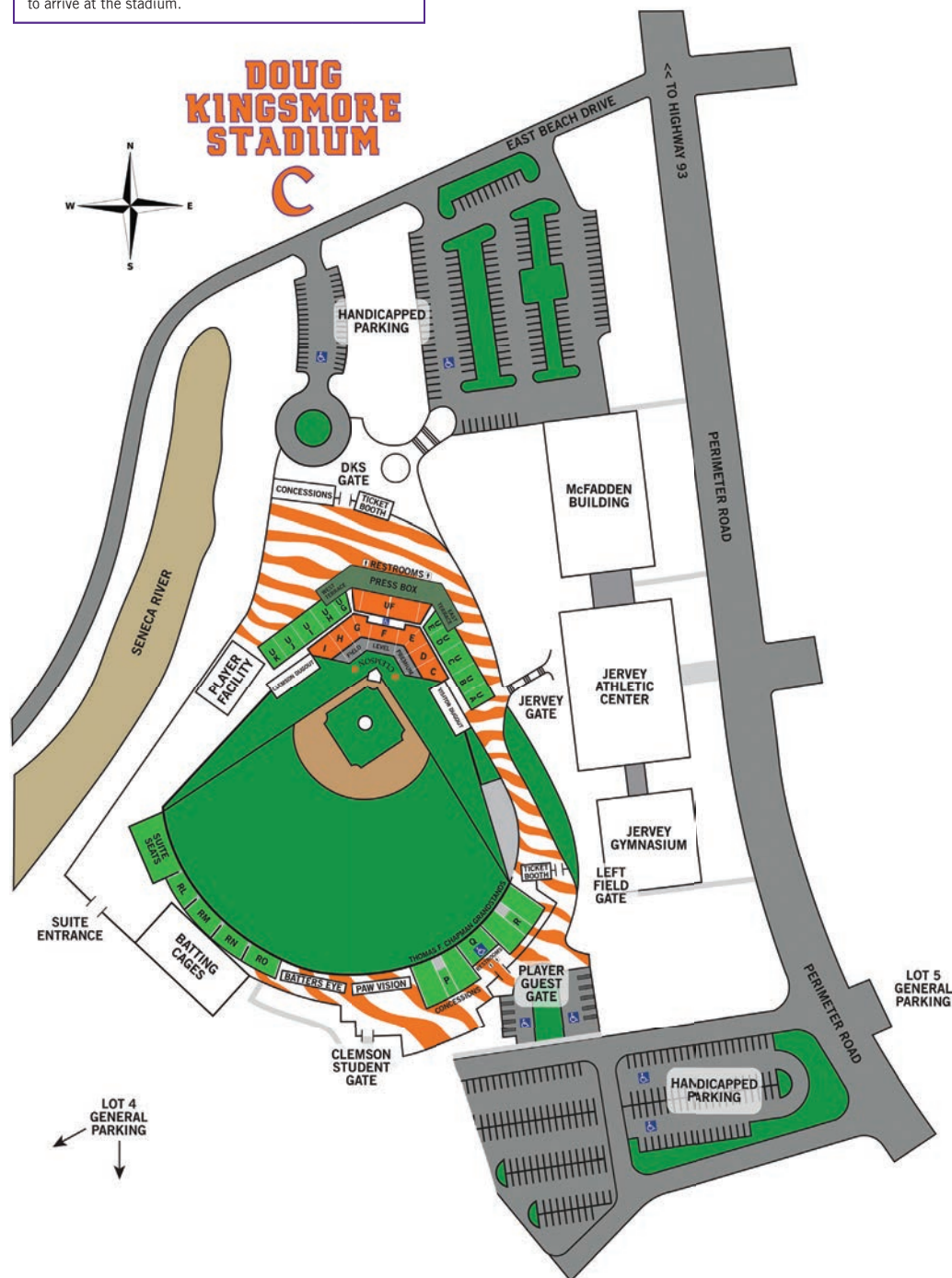
Take I-85 north to exit 14 in South Carolina. Take a left, which crosses over the interstate, onto South Carolina highway 187 until the road runs into highway 76 and 28. Make a left at this traffic light. *Stay on this road until the highway 93 exit, where you exit and take a left at the stoplight. The route runs into the campus. Stay straight until you reach the second stoplight after Riggs (soccer) Field (Riggs Field is on the left). Take a left at the stoplight, take the first right, then take the first left into the McFadden Building parking lot (located at 220 Perimeter Road; Clemson, SC 29634).

FROM COLUMBIA, S.C.

Take I-26 west and exit onto I-385 west until it reaches I-85. Take I-85 south until it reaches exit 19-B. Take exit 19-B and follow the directions from Atlanta starting at the * symbol to arrive at the stadium.

FROM GREENVILLE, S.C.

Take I-85 south until it reaches exit 19-B. Take exit 19-B and follow the directions from Atlanta starting at the * symbol to arrive at the stadium.



MEDIA GUIDE CREDITS

The 2020 Clemson baseball media guide was designed, written and edited by **Brian Hennessy**, senior associate director of athletic communications. Statistical, editorial and graphic assistance provided by **Sam Blackman** and **Tim Bourret**. The cover design was done by **Whitley Ruffin**. Printing executed by **Clemson Printing Services**, (Clemson, S.C.).

Special thanks to the late **Bob Bradley**, who served Tiger athletics for 45 years in the athletic communications office and provided most of the information contained in the record section. Thanks to the late **Alan Mohrmann** of Greenville, S.C., for statistical research.

Front cover photo is courtesy of **David Platt**.

MEDIA INFORMATION

ACC MEDIA RELATIONS

Steve Phillips is the baseball media relations contact for the ACC office. He can be reached at 336-851-6062 or sphillips@theacc.org.

ATHLETIC COMMUNICATIONS ADDRESS

Our address is Jervy Athletic Center; 100 Perimeter Road; P.O. Box 31; Clemson, SC 29633.

CREDENTIALS

Members of the working press who desire a media credential to a Clemson baseball home game should contact **Brian Hennessy** in the Clemson athletic communications office at 864-656-1921. There is space for 18 writers in the press box at Doug Kingsmore Stadium, plus booths for each team's radio network. Season credentials and credentials on a game-by-game basis are issued. Members of the media must request a pass at least one day prior to each game/series to ensure admittance.

EMAIL DISTRIBUTION LIST

Notes, stats, stories and other information are emailed out on a series basis from the athletic communications office. Contact **Brian Hennessy** (bhennes@clemson.edu) to be put on the email list.

INTERNET SERVICES

The press box features the most up-to-date wireless internet services.

LEE AVAILABILITY

The best time to reach Head Coach **Monte Lee** is weekday mornings. Please contact **Brian Hennessy** at 864-656-1921 to set up an interview with **Lee**.

PARKING

Members of the media are requested to park in the McFadden Building parking lot, located on the hill above the stadium (behind home plate). The lot is reserved for media members with a parking pass, however, there are limited spaces. There is also parking available beyond the left field fence and in Memorial Stadium's West endzone parking lot.

PHOTOGRAPHER POSITIONS

There is patio space on the first-base side of the press box for television camerapersons to film. Positions are on a first-come, first-serve basis. Still photographers are near the playing field, but only in "lined-off" areas beyond each dugout. Positions are also on a first-come, first-serve basis.

PLAYER AVAILABILITY

Player interviews are conducted before a particular practice on days when the team does not have a game. Please notify **Brian Hennessy** if you plan to attend practice. If attendance at practice is not possible, the athletic communications office can set up a phone interview. Campus and cell phone numbers for players are not provided.

POSTGAME INTERVIEWS

Postgame interviews for Tiger coaches and players take place in the player facility behind the first-base dugout. **Brian Hennessy** will escort team members from the locker room, which is closed to the media, to the second-story auditorium for interviews after a cooling-off period.

To access the interview area, enter the player facility at the second-story door that faces the playing surface

of Doug Kingsmore Stadium. Please see the opponent's athletic communications contact for its postgame interview procedure on the field, which will take place near the third-base dugout.

POSTGAME STATS

A final box score is provided to the media for all games at Doug Kingsmore Stadium. A final box score, updated season stats and a game story are emailed within minutes after the conclusion of every game. For any other requests, see **Brian Hennessy** or another member of the Clemson athletic communications staff prior to the end of the game.

PRESS ENTRANCE

Enter Doug Kingsmore Stadium at the gate behind home plate or near the left-field foul pole. The stadium has an elevator and stairs leading up to the press box behind the grandstands.

SOCIAL MEDIA

The official Clemson baseball social media accounts for Twitter, Instagram, Snapchat and Facebook can all be found at [@ClemsonBaseball](https://twitter.com/ClemsonBaseball).

WEBSITE

Clemson box scores, releases, statistics, bios, live stats, videos, pictures, graphics, highlights and other items are all available on the internet. Find us online at ClemsonTigers.com.

WILL-CALL

The media will-call gate is located at the home-plate entrance.

@CLEMSONBASEBALL



CLEMSONTIGERS.COM



PROUD SPONSOR OF CLEMSON BASEBALL

2020 CLEMSON ROSTER

NUMERICAL

#	Player	Pos.	B-T	Hgt	Wgt	Cl.	Exp.	Hometown	Previous School
1	Kier Meredith	OF	L-L	5-10	185	*So.	2VL	Winston-Salem, N.C.	Glenn HS
3	Dylan Brewer	OF/1B	L-L	6-2	170	Fr.	HS	Latta, S.C.	Latta HS
4	Pierce Gallo	INF	R-R	6-1	190	Fr.	HS	Marietta, Ga.	Walton HS
5	Sam Hall	INF/OF	R-R	6-1	190	Jr.	2VL	Hampstead, N.C.	Topsail HS
6	Elijah Henderson	OF	R-R	5-10	170	*So.	1VL	Greer, S.C.	Blue Ridge HS
9	Jonathan French	C	R-R	5-10	220	Fr.	HS	Lilburn, Ga.	Parkview HS
10	Bryar Hawkins	INF	R-R	6-0	195	So.	1VL	Cumming, Ga.	West Forsyth HS
12	Mack Anglin	RHP	R-R	6-4	210	Fr.	HS	Marengo, Ohio	Highland HS
13	Bryce Teodosio	OF	R-L	6-4	215	Jr.	2VL	Simpsonville, S.C.	Mauldin HS
15	James Parker	INF	R-R	6-2	185	So.	1VL	Anderson, S.C.	T.L. Hanna HS
16	Bo Majkowski	OF	L-R	5-11	200	Jr.	2VL	Johns Creek, Ga.	Johns Creek HS
17	Adam Hackenberg	C	R-R	6-1	225	So.	1VL	Palmyra, Va.	Miller School of Albemarle
19	Ryne Huggins	LHP	R-L	6-4	215	*Jr.	2VL	Newberry, S.C.	Newberry HS
20	Mat Clark	LHP	R-L	6-0	190	*Jr.	2VL	Hilton Head Island, S.C.	Hilton Head Island HS
21	J.D. Brock	LHP/OF	L-L	6-1	200	Fr.	HS	Davidson, N.C.	William Amos Hough HS
22	Sam Weatherly	LHP	L-L	6-4	205	Jr.	2VL	Howell, Mich.	Howell HS
23	Carson Spiers	RHP	R-R	6-3	205	Sr.	3VL	Greenville, S.C.	Greenville HS
24	Mac Starbuck	INF	R-R	5-8	175	*Fr.	RS	Easley, S.C.	Easley HS
25	Jackson Lindley	RHP	R-R	6-4	215	So.	1VL	Anderson, S.C.	T.L. Hanna HS
26	Matt Cooper	OF/1B/C	R-R	6-3	210	Jr.	2VL	Virginia Beach, Va.	Norfolk Academy
27	Carter Raffield	RHP	R-R	6-4	220	*Fr.	RS	Cochran, Ga.	Bleckley County HS
29	Spencer Strider	RHP	R-R	6-0	195	*So.	1VL	Knoxville, Tenn.	Christian Academy of Knoxville
30	Davis Sharpe	RHP/1B	R-R	6-4	210	So.	1VL	Dacula, Ga.	Mill Creek HS
31	Geoffrey Gilbert	LHP	L-L	6-1	210	Fr.	HS	Charleston, S.C.	Bishop England HS
35	Chad Fairey	1B/OF	L-R	6-2	210	So.	1VL	Greenwood, S.C.	Ninety Six HS
36	Sheldon Reed	RHP	L-R	6-3	205	*Sr.	1VL	Bradley, S.C.	Spartanburg Methodist College
37	Nick Hoffmann	RHP	R-R	6-2	215	Fr.	HS	Centerville, Ohio	Centerville HS
39	Paul Labriola	LHP	L-L	6-6	200	Fr.	HS	Bradenton, Fla.	Cardinal Mooney Catholic HS
40	Brett Percival	RHP	R-R	6-3	220	Fr.	HS	Lancaster, S.C.	Andrew Jackson HS
42	Ryan Ammons	LHP	L-L	6-0	190	Fr.	HS	Easley, S.C.	Wren HS
43	Connor O'Rear	RHP	R-R	6-4	185	*So.	1VL	Aiken, S.C.	South Aiken HS
44	Nick Clayton	RHP	R-R	6-4	190	Fr.	HS	York, S.C.	York Comprehensive HS
45	Holt Jones	RHP	R-R	6-8	235	Jr.	2VL	Santa Monica, Calif.	Santa Monica HS
46	Keyshawn Askew	LHP	L-L	6-4	180	So.	1VL	Powder Springs, Ga.	McEachern HS
47	Matthew Lumsden	OF	L-R	6-4	220	*Fr.	RS	Simpsonville, S.C.	J.L. Mann HS
49	Regan Reid	INF/OF	R-R	5-7	180	Fr.	HS	Anderson, S.C.	T.L. Hanna HS
51	Drew Donathan	C	R-R	6-1	205	*So.	1VL	Charlotte, N.C.	Charlotte Christian School
52	Evan Estridge	RHP	R-R	6-3	220	*Jr.	RS	Chapin, S.C.	Newberry College

Head Coach:

Assistant Coaches:

Volunteer Assistant Coach:

Student Assistant Coach:

Director of Operations:

Director of Player Development:

Athletic Trainer:

Strength & Conditioning Coach:

Graduate Managers:

Student Managers:

Bullpen Catchers:

- 18 Monte Lee (5th season • College of Charleston '00)
- 2 Bradley LeCroy (*13th season • Clemson '01)
- 33 Andrew See (5th season • Ohio '02)
- 50 Jared Broughton (1st season • Dayton '13)
- 32 Jacob Hennessy (Sr. • Moore, S.C.)
- Brad Owens (13th season • Anderson (S.C.) '06)
- Ben Paulsen (2nd season • Clemson '18)
- Travis Johnston (12th season • Clemson '01)
- Rick Franzblau (6th season • Colgate '06)
- Thomas Brittle (Gr. • Clemson '13)
- Bo Gobin (Gr. • Clemson '19)
- Ben Scheinbaum (Gr. • UNLV '05)
- Kevin Perez (Sr. • Atlanta, Ga.)
- Tadeusz Zmarzly (Sr. • Hilton Head Island, S.C.)
- Brett Long (Sr. • Mission Viejo, Calif.)
- Tommy Tsimbinos (Fr. • Rumson, N.J.)
- Mark Estes (Sr. • Mauldin, S.C.)
- Woody Woodruff (Jr. • Anderson, S.C.)

* - redshirted; ° - includes three years (2003-05) as an assistant coach

ALPHABETICAL

#	Player	Pos.	Cl.
42	Ryan Ammons	LHP	Fr.
12	Mack Anglin	RHP	Fr.
46	Keyshawn Askew	LHP	So.
3	Dylan Brewer	OF/1B	Fr.
21	J.D. Brock	LHP/OF	Fr.
20	Mat Clark	LHP	*Jr.
44	Nick Clayton	RHP	Fr.
26	Matt Cooper	OF/1B/C	Jr.
51	Drew Donathan	C	*So.
52	Evan Estridge	RHP	*Jr.
35	Chad Fairey	1B/OF	So.
9	Jonathan French	C	Fr.
4	Pierce Gallo	INF	Fr.
31	Geoffrey Gilbert	LHP	Fr.
17	Adam Hackenberg	C	So.
5	Sam Hall	INF/OF	Jr.
10	Bryar Hawkins	INF	So.
6	Elijah Henderson	OF	*So.
37	Nick Hoffmann	RHP	Fr.
19	Ryne Huggins	LHP	*Jr.
45	Holt Jones	RHP	Jr.
39	Paul Labriola	LHP	Fr.
25	Jackson Lindley	RHP	So.
47	Matthew Lumsden	OF	*Fr.
16	Bo Majkowski	OF	Jr.
1	Kier Meredith	OF	*So.
43	Connor O'Rear	RHP	*So.
15	James Parker	INF	So.
40	Brett Percival	RHP	Fr.
27	Carter Raffield	RHP	*Fr.
36	Sheldon Reed	RHP	*Sr.
49	Regan Reid	INF/OF	Fr.
30	Davis Sharpe	RHP/1B	So.
23	Carson Spiers	RHP	Sr.
24	Mac Starbuck	INF	*Fr.
29	Spencer Strider	RHP	*So.
13	Bryce Teodosio	OF	Jr.
22	Sam Weatherly	LHP	Jr.

PRONUNCIATIONS

#	Name	Pronunciation
	Bo Gobin	GOH-bihn
2	Bradley LeCroy	luh-CROY
1	Kier Meredith	kee-AYR
13	Bryce Teodosio	tee-oh-DOH-see-oh

2020 POSITION ROSTER

CATCHERS

#	Player	Pos.	B-T	Hgt	Wgt	Cl.	Exp.	Hometown	Previous School
51	Drew Donathan	C	R-R	6-1	205	*So.	1VL	Charlotte, N.C.	Charlotte Christian School
9	Jonathan French	C	R-R	5-10	220	Fr.	HS	Lilburn, Ga.	Parkview HS
17	Adam Hackenberg	C	R-R	6-1	225	So.	1VL	Palmyra, Va.	Miller School of Albemarle

INFIELDERS

#	Player	Pos.	B-T	Hgt	Wgt	Cl.	Exp.	Hometown	Previous School
35	Chad Fahey	1B/OF	L-R	6-2	210	So.	1VL	Greenwood, S.C.	Ninety Six HS
4	Pierce Gallo	INF	R-R	6-1	190	Fr.	HS	Marietta, Ga.	Walton HS
5	Sam Hall	INF/OF	R-R	6-1	190	Jr.	2VL	Hampstead, N.C.	Topsail HS
10	Bryar Hawkins	INF	R-R	6-0	195	So.	1VL	Cumming, Ga.	West Forsyth HS
15	James Parker	INF	R-R	6-2	185	So.	1VL	Anderson, S.C.	T.L. Hanna HS
49	Regan Reid	INF/OF	R-R	5-7	180	Fr.	HS	Anderson, S.C.	T.L. Hanna HS
24	Mac Starbuck	INF	R-R	5-8	175	*Fr.	RS	Easley, S.C.	Easley HS

OUTFIELDERS

#	Player	Pos.	B-T	Hgt	Wgt	Cl.	Exp.	Hometown	Previous School
3	Dylan Brewer	OF/1B	L-L	6-2	170	Fr.	HS	Latta, S.C.	Latta HS
26	Matt Cooper	OF/1B/C	R-R	6-3	210	Jr.	2VL	Virginia Beach, Va.	Norfolk Academy
6	Elijah Henderson	OF	R-R	5-10	170	*So.	1VL	Greer, S.C.	Blue Ridge HS
47	Matthew Lumsden	OF	L-R	6-4	220	*Fr.	RS	Simpsonville, S.C.	J.L. Mann HS
16	Bo Majkowski	OF	L-R	5-11	200	Jr.	2VL	Johns Creek, Ga.	Johns Creek HS
1	Kier Meredith	OF	L-L	5-10	185	*So.	2VL	Winston-Salem, N.C.	Glenn HS
13	Bryce Teodosio	OF	R-L	6-4	215	Jr.	2VL	Simpsonville, S.C.	Mauldin HS

PITCHERS

#	Player	Pos.	B-T	Hgt	Wgt	Cl.	Exp.	Hometown	Previous School
42	Ryan Ammons	LHP	L-L	6-0	190	Fr.	HS	Easley, S.C.	Wren HS
12	Mack Anglin	RHP	R-R	6-4	210	Fr.	HS	Marengo, Ohio	Highland HS
46	Keyshawn Askew	LHP	L-L	6-4	180	So.	1VL	Powder Springs, Ga.	McEachern HS
21	J.D. Brock	LHP/OF	L-L	6-1	200	Fr.	HS	Davidson, N.C.	William Amos Hough HS
20	Mat Clark	RHP	R-L	6-0	190	*Jr.	2VL	Hilton Head Island, S.C.	Hilton Head Island HS
44	Nick Clayton	RHP	R-R	6-4	190	Fr.	HS	York, S.C.	York Comprehensive HS
52	Evan Estridge	RHP	R-R	6-3	220	*Jr.	RS	Chapin, S.C.	Newberry College
31	Geoffrey Gilbert	LHP	L-L	6-1	210	Fr.	HS	Charleston, S.C.	Bishop England HS
37	Nick Hoffmann	RHP	R-R	6-2	215	Fr.	HS	Centerville, Ohio	Centerville HS
19	Ryne Huggins	LHP	R-L	6-4	215	*Jr.	2VL	Newberry, S.C.	Newberry HS
45	Holt Jones	RHP	R-R	6-8	235	Jr.	2VL	Santa Monica, Calif.	Santa Monica HS
39	Paul Labriola	LHP	L-L	6-6	200	Fr.	HS	Bradenton, Fla.	Cardinal Mooney Catholic HS
25	Jackson Lindley	RHP	R-R	6-4	215	So.	1VL	Anderson, S.C.	T.L. Hanna HS
43	Connor O'Rear	RHP	R-R	6-4	185	*So.	1VL	Aiken, S.C.	South Aiken HS
40	Brett Percival	RHP	R-R	6-3	220	Fr.	HS	Lancaster, S.C.	Andrew Jackson HS
27	Carter Raffield	RHP	R-R	6-4	220	*Fr.	RS	Cochran, Ga.	Bleckley County HS
36	Sheldon Reed	RHP	L-R	6-3	205	*Sr.	1VL	Bradley, S.C.	Spartanburg Methodist College
30	Davis Sharpe	RHP/1B	R-R	6-4	210	So.	1VL	Dacula, Ga.	Mill Creek HS
23	Carson Spiers	RHP	R-R	6-3	205	Sr.	3VL	Greenville, S.C.	Greenville HS
29	Spencer Strider	RHP	R-R	6-0	195	*So.	1VL	Knoxville, Tenn.	Christian Academy of Knoxville
22	Sam Weatherly	LHP	L-L	6-4	205	Jr.	2VL	Howell, Mich.	Howell HS

Head Coach:

Assistant Coaches:

Volunteer Assistant Coach:

Student Assistant Coach:

Director of Operations:

Director of Player Development:

Athletic Trainer:

Strength & Conditioning Coach:

Graduate Managers:

Student Managers:

Bullpen Catchers:

18 Monte Lee (5th season • College of Charleston '00)

2 Bradley LeCroy (*13th season • Clemson '01)

33 Andrew See (5th season • Ohio '02)

50 Jared Broughton (1st season • Dayton '13)

32 Jacob Hennessy (Sr. • Moore, S.C.)

Brad Owens (13th season • Anderson (S.C.) '06)

Ben Paulsen (2nd season • Clemson '18)

Travis Johnston (12th season • Clemson '01)

Rick Franzblau (6th season • Colgate '06)

Thomas Brittle (Gr. • Clemson '13)

Bo Gobin (Gr. • Clemson '19)

Ben Scheinbaum (Gr. • UNLV '05)

Kevin Perez (Sr. • Atlanta, Ga.)

Tadeusz Zmarzly (Sr. • Hilton Head Island, S.C.)

Brett Long (Sr. • Mission Viejo, Calif.)

Tommy Tsimbinos (Fr. • Rumson, N.J.)

Mark Estes (Sr. • Mauldin, S.C.)

Woody Woodruff (Jr. • Anderson, S.C.)

* - redshirted; ° - includes three years (2003-05) as an assistant coach

PLAYERS BY STATE

SOUTH CAROLINA (19)

42	Ryan Ammons	Easley
3	Dylan Brewer	Latta
20	Mat Clark	Hilton Head Island
44	Nick Clayton	York
52	Evan Estridge	Chapin
35	Chad Fahey	Greenwood
31	Geoffrey Gilbert	Charleston
6	Elijah Henderson	Greer
19	Ryne Huggins	Newberry
25	Jackson Lindley	Anderson
47	Matthew Lumsden	Simpsonville
43	Connor O'Rear	Aiken
15	James Parker	Anderson
40	Brett Percival	Lancaster
36	Sheldon Reed	Bradley
49	Regan Reid	Anderson
23	Carson Spiers	Greenville
24	Mac Starbuck	Easley
13	Bryce Teodosio	Simpsonville

GEORGIA (7)

46	Keyshawn Askew	Powder Springs
9	Jonathan French	Lilburn
4	Pierce Gallo	Marietta
10	Bryar Hawkins	Cumming
16	Bo Majkowski	Johns Creek
27	Carter Raffield	Cochran
30	Davis Sharpe	Dacula

NORTH CAROLINA (4)

21	J.D. Brock	Davidson
51	Drew Donathan	Charlotte
5	Sam Hall	Hampstead
1	Kier Meredith	Winston-Salem

OHIO (2)

12	Mack Anglin	Easley
37	Nick Hoffmann	Centerville

VIRGINIA (2)

26	Matt Cooper	Virginia Beach
17	Adam Hackenberg	Palmyra

CALIFORNIA (1)

45	Holt Jones	Santa Monica
----	------------	--------------

FLORIDA (1)

39	Paul Labriola	Bradenton
----	---------------	-----------

MICHIGAN (1)

22	Sam Weatherly	Howell
----	---------------	--------

TENNESSEE (1)

29	Spencer Strider	Knoxville
----	-----------------	-----------

2020 OUTLOOK

Head Coach **Monte Lee** is in his fifth season as the leader of the Clemson program with some strong accolades already on his resumé. His 168 wins in four seasons are 14th most in the nation and Clemson is one of only 13 schools in the country that has been selected to the NCAA Tournament each of the last four years. The program is on strong footing with the 43-year old mentor.

Clemson enters the decade with a new assistant coach for the first time since 2016, when Lee took over and brought in two new assistants. **Jared Broughton** is the new volunteer assistant coach after serving as associate head coach at Piedmont, where he helped the program set records for stolen bases.

Recruiting Coordinator **Bradley LeCroy**, who returns for his 13th season at Clemson, and Pitching Coach **Andrew See**, in his fifth year at Clemson, played a big role in the Tigers' 2019 recruiting class (2020 newcomers), ranked as high as No. 13 in the nation by Baseball America and D1Baseball. The staff is rounded out by first-year Student Assistant Coach **Jacob Hennessy**, who was a lefthander for the Tigers from 2017-19.

The Clemson offense lost its top-three hitters from the 2019 team (Grayson Byrd, Logan Davidson, Kyle Wilkie) to the professional ranks, but most of the other prominent Tigers return in 2020. On the mound, Clemson returns most of its frontline pitchers.

"I'm very excited about the returning players on the mound in 2020," said Lee. "The experience and leadership those players bring to our team will benefit us when we go deep into the season and play close games."

"On the offensive side, we must replace three outstanding hitters, but we expect players who have been through the rigors of the ACC to step up and fill those roles. Many of those players had strong fall seasons, so I can't wait to see them perform this spring."

"I'm also looking forward to watching our newcomers perform. Our coaches have done a great job recruiting some of the best players in our area and around the country, and many of those players showed in the fall that they can play pivotal roles on the 2020 team."

The 2020 schedule features 34 home games at Doug Kingsmore Stadium, 28 games against 2019 NCAA Tournament teams and three neutral-site contests at minor league parks, two at Segra Park in Columbia, S.C. and one at Fluor Field in Greenville, S.C.

Sixteen of the Tigers' first 18 contests are at home, then 16 of the next 23 games are away from home before closing the regular season with 11 of the final 15 contests at Doug Kingsmore Stadium. The season begins Feb. 14 with a three-game home series against Liberty. Twelve teams participate in the ACC Tournament at BB&T Ballpark at Charlotte, N.C., the first time the tourney is held in the Queen City.

CATCHERS

Two sophomores and one freshman are among the three predominant catchers in the 2020 season. Sophomore **Adam Hackenberg** (Palmyra, Va.) has the most college experience behind the plate. He totaled three homers and 10 RBIs in 21 games, including nine starts at catcher, in 2019 while showing his power potential and strong arm.

Sophomore **Drew Donathan** (Charlotte, N.C.) was a spot starter and pinch-hitter as a first-year freshman in 2018 before suffering a leg injury in the fall prior to the 2019 season. He missed the entire year and received a medical redshirt. Donathan is one of the strongest players on the team.

CATCHERS

#	Player	B-T	Cl.	BA	HR	RBI
51	Drew Donathan	R-R	*So.	----	--	--
9	Jonathan French	R-R	Fr.	----	--	--
17	Adam Hackenberg	R-R	So.	.143	3	10

* - redshirted; Note: Stats are from the 2019 season.

PRESEASON POLLS

BA	CB	D1	NCAA	PG	USA	School	2019 W-L
1	2	2	1	2	1	Vanderbilt	59-12
2	1	1	2	1	2	Louisville	51-18
6	3	6	3	3	3	Texas Tech	46-20
7	7	5	4	10	4	Georgia	46-17
11	9	7	6	4	5	Arkansas	46-20
9	6	10	9	8	6	Mississippi State	52-15
5	4	3	5	7	7	Miami (Fla.)	41-20
10	12	14	11	9	8	UCLA	52-11
13	8	8	10	6	9	Auburn	38-28
4	14	4	8	13	10	Florida	34-26
8	10	13	12	12	11	Michigan	50-22
14	11	11	13	20	12	Louisiana State	40-26
3	5	9	7	5	13	Arizona State	38-19
12	15	12	14	14	14	Florida State	42-23
---	25	17	16	15	15	Stanford	45-14
18	13	23	19	17	16	North Carolina	46-19
16	19	22	18	19	17	Oklahoma State	40-21
17	16	16	17	21	18	NC State	42-19
25	---	21	20	23	19	East Carolina	47-18
15	---	15	15	11	20	Duke	35-27
---	21	20	21	22	21	Texas A&M	39-23-1
21	---	19	22	---	22	Georgia Tech	43-19
---	---	25	25	18	23	Mississippi	41-27
20	17	18	23	---	24	Wake Forest	31-26
---	---	---	---	---	25	Oregon State	36-20
19	---	24	24	16	---	Oklahoma	33-23
22	18	---	---	---	---	Arizona	32-24
---	20	---	---	---	---	TCU	34-28
---	22	---	---	24	---	Texas	27-27
23	---	---	---	---	---	Dallas Baptist	43-20
---	23	---	---	---	---	South Alabama	30-26
---	24	---	---	---	---	Louisiana-Lafayette	28-31
24	---	---	---	---	---	Ohio State	36-27
---	---	---	---	25	---	Virginia	32-24

Freshman **Jonathan French** (Lilburn, Ga.) was a second-team All-American by Baseball America at Parkview High School. He is the No. 26 freshman in the nation and No. 4 freshman in the ACC by Perfect Game who was drafted in the 30th round by the Cleveland Indians.

INFIELDERS

Players who accounted for 68 percent of the starts at the four infield positions are no longer with the program. Versatile junior **Sam Hall** (Hampstead, N.C.) is a leading candidate to take over the starting shortstop role from Logan Davidson, who started all 187 games at shortstop

INFIELDERS

#	Player	B-T	Cl.	BA	HR	RBI
35	Chad Fairey	L-R	So.	.175	3	10
4	Pierce Gallo	R-R	Fr.	----	--	--
5	Sam Hall	R-R	Jr.	.257	7	32
10	Bryar Hawkins	R-R	So.	.287	7	23
15	James Parker	R-R	So.	.232	1	8
49	Regan Reid	R-R	Fr.	----	--	--
24	Mac Starbuck	R-R	*Fr.	----	--	--

* - redshirted; Note: Stats are from the 2019 season.

from 2017-19. Hall, Clemson's primary leadoff batter a season ago who can also play in the outfield, hit seven homers with 32 RBIs and 30 steals, marking the first time since 1994 a Tiger led the ACC in stolen bases.

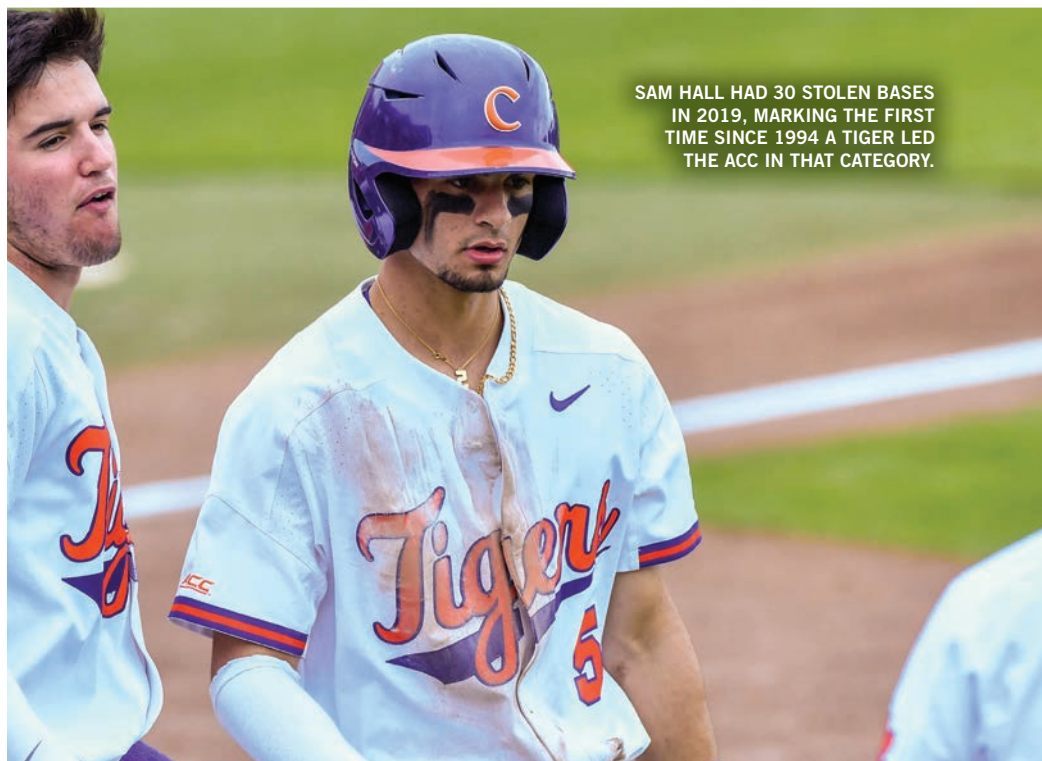
Sophomore **Bryar Hawkins** (Cumming, Ga.) hit .287 with seven homers and 23 RBIs in 52 games, including 46 starts overall and 30 at first base, in 2019. He also hit .324 with six homers and 25 runs in ACC regular-season games. He is a leading candidate to start at a corner infield spot.

Sophomore **Chad Fairey** (Greenwood, S.C.) hit .175 as a freshman, but he was 11-for-39 (.282) with three homers, 10 RBIs and a .417 on-base percentage in the last 12 games. Fairey, who can also play in the outfield, is a candidate to start at first base and can hit for power.

Another sophomore, **James Parker** (Anderson, S.C.), showed promise in his limited action in 2019. He committed only two errors and had a .950 fielding percentage while playing various infield positions. He will compete for a starting spot on the infield.

Redshirt freshman **Mac Starbuck** (Easley, S.C.) sat out last season, then he was one of the team's best hitters this past fall. The son of former Tiger Volunteer Assistant Coach Greg Starbuck (2016-19) also had a strong summer in the Coastal Plain League, where he had a .466 on-base percentage with 14 steals in 42 games.

Two first-year freshmen have an opportunity to make contributions on the infield during the 2020 season. **Pierce Gallo** (Marietta, Ga.) was a two-time all-state selection at Walton High School and is the No. 270 freshman in the nation by Perfect Game. **Regan Reid** (Anderson, S.C.) was the region player-of-the-year at T.L. Hanna High School. Reid will also compete for playing time in the outfield.



SAM HALL HAD 30 STOLEN BASES IN 2019, MARKING THE FIRST TIME SINCE 1994 A TIGER LED THE ACC IN THAT CATEGORY.

2020 OUTLOOK

OUTFIELDERS

#	Player	B-T	Cl.	BA	HR	RBI
3	Dylan Brewer	L-L	Fr.	----	--	--
26	Matt Cooper	R-R	Jr.	.200	0	3
6	Elijah Henderson	R-R	*So.	.156	1	5
47	Matthew Lumsden	L-R	*Fr.	----	--	--
16	Bo Majkowski	L-R	Jr.	.248	0	14
1	Kier Meredith	L-L	*So.	.318	0	1
13	Bryce Teodosio	R-L	Jr.	.215	9	33

* - redshirted; Note: Stats are from the 2019 season.

OUTFIELDERS

Junior **Bryce Teodosio** (Simpsonville, S.C.) is Clemson's best defensive outfielder. The powerful hitter totaled nine homers and 33 RBIs in making 54 starts in center field in 2019. He is also one of the fastest players on the team.

Junior **Bo Majkowski** (Johns Creek, Ga.) burst onto the scene as one of the team's best hitters in the first half of 2019. He has a career .396 on-base percentage in 52 games and has shown his outstanding defensive abilities in right field.

Sophomore **Kier Meredith** (Winston-Salem, N.C.) has been hampered by injury in his first two seasons at Clemson. He still has a .436 career on-base percentage in 22 games. His speed and eye at the plate make him a candidate to hit at the top of the lineup.

Junior **Matt Cooper** (Virginia Beach, Va.), who has the versatility to play first base and behind the plate, is a career .227 hitter in 16 games over two seasons.

Elijah Henderson (Greer, S.C.) is a sophomore who also has seen time on the infield during his career and will compete for playing time in the outfield.

Two Tigers in their first active seasons will compete for playing time in the outfield. Redshirt freshman **Matthew Lumsden** (Simpsonville, S.C.) showed his power potential during the fall season. Freshman **Dylan Brewer** (Latta, S.C.), who can also play first base, is the No. 10 college prospect for the 2022 draft by Perfect Game. Brewer was drafted in the 32nd round by the San Francisco Giants.

PITCHERS

A total of 21 pitchers, including 11 who have pitched in a game for the Tigers, are on the 2020 roster. Returning pitchers have combined for 56 career starts, while 41 of the 61 starts on the mound in 2019 were made by pitchers on the 2020 team.

Clemson looks to gain the services of two pitchers who missed the 2019 season due to injury. Sophomore **Spencer Strider** (Knoxville, Tenn.) and redshirt freshman **Carter Raffield** (Cochran, Ga.) are hard-throwing righthanders whose presence will be a big factor for the Tigers in 2020.

Strider was a freshman All-American in 2018 who was 5-2 with a 4.76 ERA and a team-high 70 strikeouts in 51.0 innings pitched. Raffield was the No. 49 freshman in the nation in the 2019 preseason. Both will compete for a starting spot in the 2020 weekend rotation.

Sophomore righty **Davis Sharpe** (Dacula, Ga.) is another candidate to be in the weekend rotation. The first-team freshman All-American was a Second-Team All-ACC starting pitcher, the first Tiger freshman to be an All-ACC pitcher since 2000. Sharpe was 7-4 with a 3.20 ERA, .205 opponents' batting average and 84 strikeouts in 84.1 innings pitched over 15 appearances (14 starts). He led the team in ERA, starts, innings pitched and strikeouts. As one of the top two-way players in the nation, Sharpe hit .264 with three homers, 18 RBIs and a .377 on-base percentage in 38 games (34 starts) in the batting order. Sharpe is a preseason third-team All-American by Perfect Game.

Clemson's most consistent starting pitcher in 2019 was junior lefty **Mat Clark** (Hilton Head Island, S.C.). He was a first-team All-Atlantic Region selection by ABCA and Third-Team All-ACC pick. Clark also won the Stowe Award as Clemson's most valuable pitcher and was an

MAT CLARK EARNED ALL-ACC HONORS IN 2019 THANKS IN LARGE PART TO HIS 9-3 RECORD AND 3.21 ERA.



All-ACC Academic selection. He had a 9-3 record, 3.21 ERA and .202 opponents' batting average with 60 strikeouts against 23 walks in 73.0 innings pitched over 14 appearances (11 starts) in 2019.

Sophomore lefty **Keyshawn Askew** (Powder Springs, Ga.) was both a starter and reliever in 2019 and utilizes his unorthodox delivery to be effective. He was 2-1 with a 4.40 ERA in 16 appearances (nine starts) and will compete for a spot in the starting rotation in 2020.

The Tigers feature two juniors and one senior who have played pivotal relief roles in their Clemson careers. Senior righty **Carson Spiers** (Greenville, S.C.) has 15 career saves, tied for eighth in school history, and has only allowed 13 of 74 inherited baserunners to score in his career. Spiers also has a 2.87 ERA, .192 opponents' batting average and 86 strikeouts in 94.0 innings pitched over 62 relief appearances in his career. In 2019, he had 11 saves, tied for third most in Tiger history.

Junior **Holt Jones** (Santa Monica, Calif.), a 6'8" righthander, had a 2-1 record, 3.93 ERA, .183 opponents' batting average and 43 strikeouts in 36.2 innings

pitched over 22 appearances (one start) in 2019. The hard-throwing hurler has the ability to pitch out of the bullpen or move into a starting role.

Junior **Sam Weatherly** (Howell, Mich.) emerged as a hard-throwing lefthander in 2019 who was 2-0 with a 3.38 ERA, team-best .175 opponents' batting average and 46 strikeouts in 29.1 innings pitched over 21 relief appearances. He is the No. 140 prospect for the 2020 draft by D1Baseball.

Senior righthander **Sheldon Reed** (Bradley, S.C.) is a converted outfielder who saw limited action in 2019. Reed, along with sophomore righties **Jackson Lindley** (Anderson, S.C.) and **Connor O'Rear** (Aiken, S.C.), will compete for innings on the mound. Lindley is an imposing pitcher who was 2-0 with a 3.68 ERA in 10 appearances (six starts). Clemson was 6-0 in his six starts as well. O'Rear made two relief appearances in 2019.

Junior righthander **Evan Estridge** (Chapin, S.C.) joins eight freshmen who will compete for innings on the mound in 2020. Estridge sat out in 2019 after transferring from Newberry.

Junior lefty **Ryne Huggins** (Newberry, S.C.) is out for the season due to injury. He is a situational reliever who has pitched 8.2 innings in his career.

Righthanders **Mack Anglin** (Marengo, Ohio), **Nick Clayton** (York, S.C.), **Nick Hoffmann** (Centerville, Ohio) and **Brett Percival** (Lancaster, S.C.) join lefthanders **Ryan Ammons** (Easley, S.C.), **J.D. Brock** (Davidson, N.C.), **Geoffrey Gilbert** (Charleston, S.C.) and **Paul Labriola** (Bradenton, Fla.) as the eight first-year freshmen on the 2020 roster.

Anglin, the Ohio Gatorade Player-of-the-Year, is the No. 17 freshman in the nation and No. 2 freshman in the ACC by Perfect Game. Clayton was an all-state selection and region pitcher-of-the-year. Hoffman was an all-state selection as a junior and senior, while Percival was a North/South Select All-Star and South Carolina Select Team All-Star.

Ammons was an all-state selection and three-time all-region pick at nearby Wren High School. Brock, who can also play in the outfield, is the No. 196 freshman in the nation by Perfect Game. Gilbert is the No. 235 freshman in the nation by Perfect Game and was Mr. Baseball in South Carolina as a senior. Labriola, Clemson's only player from the state of Florida, was a Florida Diamond Club All-Star.

PITCHERS

#	Player	T	Cl.	ERA	W-L	SV	IP
42	Ryan Ammons	L	Fr.	----	----	--	----
12	Mack Anglin	R	Fr.	----	----	--	----
46	Keyshawn Askew	L	So.	4.40	2-1	0	45.0
21	J.D. Brock	L	Fr.	----	----	--	----
20	Mat Clark	L	*Jr.	3.21	9-3	0	73.0
44	Nick Clayton	R	Fr.	----	----	--	----
52	Evan Estridge	R	*Jr.	----	----	--	----
31	Geoffrey Gilbert	L	Fr.	----	----	--	----
37	Nick Hoffmann	R	Fr.	----	----	--	----
19	Ryne Huggins^	L	*Jr.	3.60	0-0	0	5.0
45	Holt Jones	R	Jr.	3.93	2-1	3	36.2
39	Paul Labriola	L	Fr.	----	----	--	----
25	Jackson Lindley	R	So.	3.68	2-0	0	29.1
43	Connor O'Rear	R	*So.	9.00	0-0	0	2.0
40	Brett Percival	R	Fr.	----	----	--	----
27	Carter Raffield	R	*Fr.	----	----	--	----
36	Sheldon Reed	R	*Sr.	5.06	0-0	0	5.1
30	Davis Sharpe	R	So.	3.20	7-4	0	84.1
23	Carson Spiers	R	Sr.	3.59	2-5	11	47.2
29	Spencer Strider	R	*So.	----	----	--	----
22	Sam Weatherly	L	Jr.	3.38	2-0	0	29.1

* - redshirted; ^ - out for the season due to injury; Note: Stats are from the 2019 season.

2020 QUICK FACTS

GENERAL INFORMATION

Institution	Clemson University
Nickname	Tigers
Location	Clemson, S.C. 29633
Colors	Tiger Orange & Regalia
Founded	1889
Enrollment	25,822
President	Dr. James P. Clements (Maryland-Baltimore County '85)
Director of Athletics	Dan Radakovich (Indiana (Pa.) '80) Office Phone - 864-656-1935 Email - drad@clermson.edu
Conference (Division)	Atlantic Coast Conference (Atlantic Division)
Stadium (Capacity)	Doug Kingsmore Stadium (Natural Grass) (6,272)
Field Dimensions	LL - 310, LC - 360, C - 390, RC - 365, RL - 320
Ticket Office Phone Number	864-656-2118 or 1-800-CLEMSON

BASEBALL STAFF

Head Coach	Monte Lee (College of Charleston '00)
Record at Clemson	168-83 (4 seasons)
Overall Record	444-228 (11 seasons) Office Phone - 864-656-1947
Best Time to Contact Lee	Weekday Mornings
Assistant Coach & Recruiting Coordinator	Bradley LeCroy (Clemson '01) Office Phone - 864-656-1950
Assistant Coach	Andrew See (Ohio '02) Office Phone - 864-656-1948
Volunteer Assistant Coach	Jared Broughton (Dayton '13)
Student Assistant Coach	Jacob Hennessy (Sr. • Moore, S.C.)
Director of Operations	Brad Owens (Anderson (S.C.) '06) Office Phone - 864-656-1691 Email - owens4@clermson.edu
Director of Player Development	Ben Paulsen (Clemson '18) Email - bpaulse@clermson.edu
Associate Athletic Director/Administration	Kyle Young (Clemson '02) Office Phone - 864-656-1989 Email - kmyoung@clermson.edu
Administrative Coordinator	Roberta Balliet Office Phone - 864-656-1940 Email - rballie@clermson.edu
Athletic Trainer	Travis Johnston (Clemson '01)
Equipment Manager	Mike Wilson (Clemson '02)
Strength & Conditioning Coach	Rick Franzblau (Colgate '06)
Supervisor of Athletic Facilities	Robbie Phillips (Clemson '08)
Supervisor of Athletic Grounds	Mike Echols (Clemson '85)

ATHLETIC COMMUNICATIONS INFORMATION

Mailing Address	P.O. Box 31; Clemson, S.C. 29633
Overnight Address	Jervy Athletic Center; 100 Perimeter Road; Clemson, S.C. 29633
Website	ClemsonTigers.com
Twitter/Instagram/Facebook/Snapchat	@ClemsonBaseball
Associate Athletic Director/Director of Athletic Communications	Jeff Kallin (Clemson '07) Office Phone - 864-656-1920 Cell Phone - 508-944-3859 Email - kallin@clermson.edu
Assistant Athletic Director/Director of Football Communications	Ross Taylor (Missouri '10) Office Phone - 864-656-9767 Cell Phone - 972-741-7778 Email - rt5@clermson.edu
Senior Associate Director of Athletic Communications & Baseball Contact	Brian Hennessy (Clemson '98) Office Phone - 864-656-1921 Cell Phone - 864-986-9046 Email - bhennes@clermson.edu
Assistant Director of Athletic Communications	Patrick Boling (James Madison '14) Office Phone - 864-656-2114 Email - pboling@clermson.edu
Assistant Director of Athletic Communications	Chandler Simpson (Clemson '10) Office Phone - 864-656-2114 Email - mcsimp2@clermson.edu
Assistant Director of Athletic Communications	Ben Winterrowd (Western Illinois '11) Office Phone - 864-656-1985 Email - winter@clermson.edu

2020 TEAM INFORMATION

Lettermen Returning	22
Lettermen Lost	14
2019 Starting Position Players Returning (4)	Sam Hall (LF), Bryar Hawkins (1B), Davis Sharpe (DH), Bryce Teodosio (CF)
2019 Starting Position Players Lost (5)	Grayson Byrd (3B), Logan Davidson (SS), Michael Green (RF), Jordan Greene (2B), Kyle Wilkie (C)
2019 Starting Pitchers Returning (4)	Keyshawn Askew (L), Mat Clark (L), Jackson Lindley (R), Davis Sharpe (R)
2019 Starting Pitchers Lost (2)	Brooks Crawford (R), Jacob Hennessy (L)
2019 All-Americans Returning (0)	
2019 All-Americans Lost (1)	Grayson Byrd (OF)
2019 All-ACC Players Returning (3)	Mat Clark (SP), Davis Sharpe (SP), Carson Spiers (RP)
2019 All-ACC Players Lost (3)	Grayson Byrd (OF), Logan Davidson (SS), Kyle Wilkie (C)

RETURNING LEADERS

Batting Average	Bryar Hawkins (.287)
Games	Sam Hall (61)
Runs	Sam Hall (59)
Hits	Sam Hall (64)
Doubles	Sam Hall (12)
Triples	Bryar Hawkins, Bo Majkowski (1)
Home Runs	Bryce Teodosio (9)
RBI's	Bryce Teodosio (33)
Stolen Bases	Sam Hall (30)
ERA	Davis Sharpe (3.20)
Wins	Mat Clark (9)
Appearances	Carson Spiers (30)
Saves	Carson Spiers (11)
Innings Pitched	Davis Sharpe (84.1)
Strikeouts	Davis Sharpe (84)

2019 REVIEW

Record	35-26 Overall, 21-12 Home, 10-12 Away, 4-2 Neutral
ACC Regular-Season Record (Finish)	15-15 (4th (Atlantic))
ACC Tournament Record (Finish)	1-1 (T-5th)
NCAA Tournament Record	1-2 in Oxford (Miss.) Regional
Best Final Ranking	NR
Best Weekly Ranking	No. 12 by Collegiate Baseball (March 11)
Record vs. Top-25 Ranked Teams	9-8

2019 TOP-25 NCAA STAT FINISHES

Team/Player	Category	Stat	Rank
Clemson	Home Runs	82	11
Clemson	HR/Game	1.34	14
Clemson	Double Plays	52	T-24
Sam Hall	Stolen Bases	30	T-19



BRYCE TEODOSIO IS THE RETURNING LEADER IN RBIs FROM THE 2019 TEAM.

GLOSSARY

ADKINS, RUSTY

Former Clemson great and infielder Rusty Adkins had his jersey retired and was inducted into the Clemson Baseball Ring of Honor during ceremonies prior to the Florida State game on April 24, 1998. Adkins is the only three-time All-American in Tiger baseball history, as he wore #3 from 1965-67.

Adkins hit safely in 41 consecutive games over two seasons, still tied for the seventh-longest streak in NCAA history and longest in both ACC and Tiger history. He had to go to his last at-bat to get a hit just three times. In 23 of the games, he had at least two hits. He was 74-for-169 (.438) during the streak that lasted from April 10, 1965 to May 17, 1966.

The versatile player of the wooden-bat era hit .444 as a sophomore, a record (minimum 100 at-bats) that lasted until 2002, when national player-of-the-year Khalil Greene batted .470. Adkins hit .379 in his career, an ACC record for the wooden-bat era. He earned his degree from Clemson in industrial management in 1967 and later earned a master's degree from the Clemson-Furman MBA program in 1972. He is also a member of the state of South Carolina Athletic Hall of Fame.

In 2002, he was named to the ACC's 50-Year Anniversary team, the second-oldest Clemson athlete in any sport selected. Citing his age is a compliment to Adkins, as it shows how his accomplishments have stood the test of time.

LONGEST DIVISION I HITTING STREAKS

Rk	Player	School	Year(s)	HS
1.	Robin Ventura	Oklahoma State	1987	58
2.	Garrett Wittels	Florida International	2010	56
3.	Phil Stephenson	Wichita State	1981	47
	Kenton Parmley	Southeast Missouri State	2011-12	47
5.	Roger Schmuck	Arizona State	1971	45
6.	Chuck Abbott	Austin Peay	1996	42
7.	Rusty Adkins	Clemson	1965-66	41
	Todd Nace	Southern Mississippi	1989-90	41
	Michael Campo	Penn State	2000	41
	Jared Berggren	Northern Colorado	2010	41

ALL-STAR GAME MVP

The most impressive performance in a professional league all-star game in any sport by a former Tiger athlete was achieved on July 8, 1958. Pitching in his home stadium in Baltimore for the American League, former Tiger Billy O'Dell faced nine National League batters and retired all nine over the last three innings, helping the American League to a 4-3 win.

The list of players O'Dell retired included five future hall of fame players, Willie Mays, Stan Musial, Hank Aaron, Ernie Banks and Bill Mazeroski. He struck out two and allowed just one ball hit out of the infield. While Major League Baseball did not recognize an All-Star Game MVP until 1962, O'Dell was presented an MVP trophy that was sponsored by a local newspaper.

O'Dell pitched 13 years (1954,56-67) in the majors. His best year was in 1962 when he had a 19-14 record, 195 strikeouts and 20 complete games for the San Francisco Giants. Only Warren Spahn had more complete games among National Leaguers. O'Dell was also fifth in the National League in strikeouts. Three of the four pitchers ahead of him were Sandy Koufax, Don Drysdale and Bob Gibson.

O'Dell started Game 1 of the 1962 World Series against the Yankees and Whitey Ford. He lost that game, but he did record a save in Game 4.

BATTERS O'DELL RETIRED IN THE 1958 ALL-STAR GAME

Player	Play
Johnny Logan	L-9
Willie Mays	6-3
Lee Walls	4-3
Stan Musial	6-3
Hank Aaron	6-3
Ernie Banks	K
Frank Thomas	P-2
Bill Mazeroski	K
Del Crandall	P-4

ATTENDANCE

Clemson has been outstanding at Doug Kingsmore Stadium. Since it opened in 1970, the Tigers are 400-135 in ACC regular-season games, a 74.8 winning percentage, and 1212-340 overall, a 78.1 winning percentage. That is 1,552 games played at Doug Kingsmore Stadium entering the 2020 season.

The success can be attributed in part to the tremendous fan support from Tiger faithful. Clemson has finished each of the last 26 seasons in the top 20 in the nation in average attendance. That includes top-15 finishes each of the last 18 seasons. Clemson was No. 9 in the nation in 2019 with an average of 4,735 fans for its 30 home dates.

The Tiger single-game attendance record was set on Sunday, March 6, 2016 against No. 18 South Carolina. The attendance that afternoon that saw Clemson defeat the Gamecocks 4-1 was 6,524.

To order season tickets, which includes a reserved seat and the right to reserve the seat if the Tigers host an NCAA Regional, call 1-800-CLEMSON or log on to ClemsonTigers.com.

BOB BRADLEY AWARD

For the 20th year in a row, the Tiger MVP of the 2019 Clemson vs. South Carolina series receives the Bob Bradley Award. South Carolina's top player is presented the Tom Price Award. The presentation is made after the final regular-season game between the two rivals.

Both Bradley and Price had a tremendous positive influence on the baseball programs at Clemson and South Carolina as the school's sports information directors. Bradley passed away on Oct. 30, 2000. He served as the Tigers' baseball athletic communications director for 45 years and still served as Clemson's official scorer for most of the 2000 season. He also was inducted into Clemson's prestigious Ring of Honor in 2005. Price passed away on Feb. 1, 2008 at the age of 81 after 45 years of service to the Gamecock program.

The 2019 Bob Bradley Award winner was sophomore Sam Hall, who was 5-for-10 with a homer, double, three RBIs, four runs, a .571 on-base percentage and three steals in the series.

BOB BRADLEY AWARD & TOM PRICE AWARD WINNERS

Year	Bob Bradley Award	Tom Price Award
2001	Jeff Baker, 3B	Drew Meyer, SS
2002	Michael Johnson, 1B	Yaron Peters, 1B
2003	Michael Johnson, 1B	Aaron Rawl, RHP
2004	Herman Demmink, 2B	Steve Pearce, 3B
2005	Tyler Colvin, OF	Steve Pearce, 3B
2006	Daniel Moskos, LHP	Neil Giesler, 1B
2007	Wilson Boyd, OF	Justin Smoak, 1B
2008	Wilson Boyd, OF	Nick Godwin, RHP
2009	Kyle Parker, OF	DeAngelo Mack, OF
2010	Chris Epps, OF	Jackie Bradley Jr., OF
2011	Spencer Kieboom, C	Jake Williams, DH
2012	Richie Shaffer, 3B	Adam Matthews, OF
2013	Clate Schmidt, RHP	Jordan Montgomery, LHP
2014	Tyler Slaton, OF	Grayson Greiner, C
2015	Brody Koerner, RHP	Jack Wynkoop, LHP
2016	Chase Pinder, OF	Clarke Schmidt, RHP
2017	Seth Beer, OF	TJ Hopkins, OF
2018	Logan Davidson, SS	Adam Hill, RHP
2019	Sam Hall, OF/INF	TJ Hopkins, OF

BUSH, GEORGE

Not the 43rd United States president, but the 41st president played baseball against Clemson. During the 1947 NCAA Tournament, the Tigers traveled to Yale for an Elite Eight game against the Bulldogs and first-baseman George Bush. Bush went 1-for-4 that day in helping Yale to a 7-3 victory, allowing the Bulldogs to advance to the College World Series (then only four teams). It ended Clemson's Southern Conference championship season at 24-5. Years later when he came to Clemson to speak, Sports Information Director Bob Bradley presented Bush with a laminated and framed copy of the scoreboard from that game.

For the first time since 1992, Clemson faced Yale in 2017 when the Bulldogs traveled to Tigertown for a two-game series on March 14,15. Those were also the first meetings at Clemson since 1964.

CANNON, DANNY

A popular Clemson baseball tradition that began in the late 1990s was the singing of "Take Me Out to the Ballgame" during the "Seventh-Inning Stretch." The singer of this popular baseball tune is Danny Cannon, Clemson's version of Harry Caray.

Cannon is a fan-favorite who worked in many capacities at Clemson. He was an assistant manager for day-to-day operations in the Tigers' athletic facilities, a job he held for 25 years. He lent a helping hand in whatever needed to be done.

The 64-year-old, die-hard Tiger fan boisterously cheers on Clemson from his perch above the first-base dugout during the game. However, his highlight of each game is when he grabs the microphone and gives it his all for his unique rendition of "Take Me Out to the Ballgame."

Cannon, who is retired from the Army after driving tanks among other duties for 20 years, resumed his cleanup role after each game. He stayed long after each fan went home to ensure that Doug Kingsmore Stadium was ready for the next home game.

CHAPMAN, TOMMY

Atlanta, Ga., resident Thomas F. Chapman, retired chairman and CEO of Equifax, Inc., gave Clemson University \$2 million to form a leadership program in the College of Business & Behavioral Science and to expand and enhance Doug Kingsmore Stadium.

One-million dollars of the gift supports the Thomas F. Chapman Leadership Scholars Program and \$1 million was used to build the Thomas F. Chapman Grandstands, adding 1,000 seats to Clemson's baseball stadium.

As a student-athlete, Chapman received an IPTAY scholarship that funded his Clemson education.

"I believe in paying back what is given to you," he said. "My athletic scholarship provided me an outstanding college experience and a future career in professional baseball upon graduation, as well as a quality education."

Chapman graduated from Clemson with an economics degree in 1965. He was a two-time All-ACC pitcher, including a first-team pick in 1965 when he led the ACC in strikeouts (100). In his three years at Clemson, he was 12-7 with a 3.12 ERA.

Upon graduation, he became the first Tiger to be selected in the major league draft when he was taken by the Philadelphia Phillies in 1965. He played professional baseball until April 1968, when he was called to active military service.

Additional seating at Doug Kingsmore Stadium was the top need for students and season ticketholders. The Thomas F. Chapman Grandstands, completed prior to the 2010 season, added 500 seats for students. An additional 500 grandstand seats are available for season ticketholders.

CONFERENCE

Clemson is a member of the Atlantic Coast Conference. The Tigers were charter members of the league, which started in the 1953-54 academic year. Prior to that year, Clemson was in the Southern Conference from 1921-53. Clemson was in the Southern Intercollegiate Athletic Association before then and has been a charter member of every conference with which it has been affiliated.

Clemson has won the ACC regular-season title 22 times in 66 years, more than any other school. The Tigers have also won a league-record 10 tourney titles and have been to the finals 22 times, also a league-high. Overall, Clemson has been the declared ACC champion 15 times, again more than any other school.

Competition in the ACC took a step up in 2005, when Miami (Fla.) and Virginia Tech were added to the conference. Then in 2006, Boston College joined the league as the 12th member.

Pittsburgh and Syracuse joined the ACC for the 2014 season, but Syracuse does not field baseball as a Division I sport. Maryland decided to leave the ACC in 2014, while Louisville took its place for its first baseball season in 2015. Notre Dame also joined the ACC for all sports except football in the 2013-14 academic year, meaning the ACC fields 14 baseball teams.

In 2020, ACC members still play 30 league games, meaning each of the 14 teams do not play three other teams during the regular season. The Tigers do not face North Carolina, Virginia or Virginia Tech during the regular season.

EZELL, DOC

Doc Ezell threw the first no-hitter in Clemson history when he no-hit Erskine on April 15, 1913. The contest was played on Bowman Field, the field in front of Tillman Hall in the heart of campus. He faced just 28 batters and struck out 12. Not only did he throw a no-hitter, he also belted a home run in the seventh inning. He is the only Tiger to throw a no-hitter and hit a home run in the same game.

One of the odd facts in Tiger history involves Erskine. Clemson's first no-hitter was thrown against the Flying Fleet and the first no-hitter against Clemson was thrown by Erskine.

GUYON, JOE

Joe Guyon was a Native American who attended Carlisle Indian School (1912,13) and was a teammate of the great Jim Thorpe. Guyon also played two years on the gridiron under Head Coach John Heisman at Georgia Tech and played on the 1917 national championship team.

Guyon had the distinction of playing both professional football and baseball, and he was also named to the National Football Foundation Hall of Fame and the NFL Hall of Fame. An injury in baseball ended his playing career. From 1928-31, Guyon was Clemson's head baseball coach. He had a 42-36-3 (.537) record in four seasons in Tigertown.

HEISMAN, JOHN

The man whose name is most recognized with college football holds a unique distinction at Clemson. Many people know that he was the head football coach for four seasons at Clemson, posting a 19-3-1 (.848) record, still the best winning percentage in Tiger history.

But he also served as the head baseball coach at Clemson between the 1901-03 seasons. Heisman, who was Clemson's second baseball coach, had a record of 28-6-1 (.814). It still holds today as the best winning percentage in Tiger history. Thus, he has the winning-percentage mark in both baseball and football at Clemson.

In late 1903, Georgia Tech, who had suffered a 73-0 loss to Heisman's gridders that same season, offered the young coach \$2,250 plus 30 percent of the net gate to coach football. Unfortunately for Clemson, he accepted.

HOWARD, FRANK

Frank Howard is synonymous with Clemson football. But most people do not know that Howard was Clemson's baseball coach in 1943 and did quite well. He led the Tigers to a 12-3 record. The 80.0 winning percentage is one of the highest by any coach in Clemson baseball history.

GLOSSARY



BILL WILHELM WAS THE FIFTH-WINNINGEST COACH IN DIVISION I HISTORY WITH 1,161 VICTORIES WHEN HE RETIRED IN 1993.

The native of Barlow Bend, Ala., won 165 football games in 30 seasons at Clemson and was inducted into the College Football Hall of Fame in 1989. He served Clemson for 65 years, including as the track coach from 1931-39 and athletic director from 1940-71, all the while being the school's best-known ambassador.

Howard died at the age of 86 on Jan. 26, 1996. His ability to "bring the house down" when he spoke with his homespun oratory will forever be remembered by players, coaches, sportswriters and fans alike.

IPTAY

IPTAY, started in 1934, originally standing for "I Pay Ten a Year," has a mission of supporting student-athletes of Clemson University. While the contribution levels have changed, the mission of IPTAY is still the same. These funds have a primary purpose of funding student-athlete scholarships for all varsity sports at the highest amounts allowed by the NCAA. IPTAY funds, along with leadership gifts from individual donors, have been instrumental in bringing facility projects, such as the Thomas F. Chapman Grandstands and new player facility at Doug Kingsmore Stadium, to fruition.

Fan can call 864-656-2115 to reach the IPTAY Center, located at the northwest corner of Memorial Stadium.

LEGEND OF CLEMSON BASEBALL

For 36 seasons (1958-93), Bill Wilhelm led the Tiger program to 1,161 wins, making him the fifth-winningest coach in Division I history at the time of his retirement. But perhaps the most amazing stat of all is that Wilhelm never had a losing season.

Wilhelm's coaching career spanned nine United States presidents, from Dwight Eisenhower to Bill Clinton. He coached 100 players who signed professional contracts, 20 All-Americans and 88 First-Team All-ACC players.

He coached Tiger teams to six College World Series and 11 ACC titles. No other ACC baseball coach has more than eight titles.

Wilhelm passed away at the age of 81 on Dec. 24, 2010 in Seneca, S.C. after a lengthy illness. Up until his passing, he still came to most of the home games. Believe us, there was nothing like watching a baseball game with Wilhelm. It was like going to Fenway Park or Wrigley Field.

For his career achievements, he was inducted into the National College Baseball Hall of Fame in 2011. He became the first person associated with Clemson to be inducted into the Hall of Fame in Lubbock, Texas, which inducted its first class in 2006.

RALEIGH, N.C.

This ACC city has been the site of two of Clemson's most bizarre wins and one of the best individual performances in history. On April 7, 1979, Clemson scored 18 runs in the top of the ninth inning and defeated NC State 41-9. The 41 runs remain the most by one team in a game in ACC history.

Clemson Hall of Famer Neil Simons led the attack with three home runs and a school-record-tying 10 RBIs. He belted a grand slam in the 18-run ninth inning. Robert Bonnette and Tony Masone each had five hits to pace Clemson's 27-hit attack. Every Tiger in the batting order had at least one hit, one run and one RBI. In fact, eight had at least three runs and seven had at least three RBIs.

Sixteen years and one week later (April 14, 1995), Clemson scored 11 runs in the top of the ninth inning and went on to a 17-15 win at NC State in extra innings. It is the greatest deficit overcome to gain victory in Tiger history. Clemson trailed 15-4 entering the top of the ninth inning, then plated the 11 runs to tie the score, even after the leadoff batter was retired. Clemson scored two runs in the 10th inning to gain victory. Future major leaguers Shane Monahan (three-run homer) and Matthew LeCroy (four RBIs) provided the big hits in the ninth inning. Another future major leaguer, Scott Winchester, earned the victory.

Ten years and nine days later (April 23, 2005), freshman second-baseman Taylor Harbin had one of the best games by a Tiger in history. Against the Wolfpack in Raleigh, he went 5-for-5 with three home runs, eight RBIs and five runs to lead the Tigers to a 16-9 victory. The three home runs came on consecutive pitches over three at-bats. Harbin became the fifth Tiger to hit three homers in an ACC game. Three of Clemson's six occurrences have taken place at NC State's Doak Field.

Harbin added a triple and single, as he only lacked a double for the cycle. Ironically, he led the ACC in doubles in 2005. The three homers tied a school record, while his 16 total bases broke the Tiger record of 15 that was established in 1951.

REGIONAL HOSTS

The 2018 season marked the 16th time in history that Clemson hosted an NCAA Regional at Doug Kingsmore Stadium. The Tigers have a 50-17 record in NCAA Tournament games at home, including 45 wins in the last 58 contests. One of the losses during that span came against Southern California, who defeated the Tigers 8-5 on May 23, 1998. That team went on to win the national championship.

The Tigers, who have hosted four NCAA Super Regionals, first hosted an NCAA Regional in 1980. The Tigers swept through three games that year, including a 17-12 win over South Carolina that clinched Clemson's trip to Omaha.

Clemson has celebrated a trip to Omaha by winning a regional or super regional on its home field seven times, including each of the last six times they have advanced to the College World Series.

Clemson played an NCAA Tournament "play-in" game at the end of the 1954 season, but the official NCAA recordbook does not consider that to be an NCAA Tournament game. That year, Clemson lost to Virginia Tech 11-10 in a game at Clemson, then traveled to Blacksburg two days later and lost 7-1.

CLEMSON'S REGIONAL & SUPER REGIONAL ATTENDANCES

Year	Teams	NCAA Tournament	W-L	Attendance
1980	4	Regional	3-0	11,140
1981	4	Regional	0-2	2,738
1994	6	Regional	2-2	20,708
1995	6	Regional	4-0	25,600
1996	6	Regional	4-0	20,797
1998	6	Regional	1-2	19,022
2000	4	Regional	3-0	15,770
	2	Super Regional	2-0	12,700
2001	4	Regional	3-0	16,256
2002	4	Regional	3-0	18,435
	2	Super Regional	2-1	15,953
2005	4	Regional	3-0	21,485
2006	4	Regional	3-0	26,287
	2	Super Regional	2-0	11,234
2009	4	Regional	4-1	30,073
2010	2	Super Regional	2-1	17,620
2011	4	Regional	2-2	28,123
2016	4	Regional	2-2	27,947
2017	4	Regional	3-2	28,498
2018	4	Regional	2-2	25,922

GLOSSARY

QUICKEST TO THE MAJORS

A total of 59 former Tigers have played in a major league game, but no Tiger has gone from his last game in a Clemson uniform to playing in a major league game quicker than lefthander Billy O'Dell.

The All-American had an 8-3 record, an 0.79 ERA and 111 strikeouts in 91.1 innings pitched over 14 games (11 starts) in 1954. Clemson's last game of his final season came on May 24, 1954, and just 27 days later, he played in a game with the Baltimore Orioles.

The only four Tigers to play in a college and major league game in the same calendar year were Flint Rhem (1926), O'Dell, Ty Cline (1960) and Denny Walling (1975).

FEWEST DAYS FROM CLEMSON TO THE MAJOR LEAGUES

Rk	Player	Pos.	*Last CU Game	MLB Debut	Days
1.	Billy O'Dell	P	5-24-1954	6-20-1954	27
2.	Denny Walling	OF	5-24-1975	9-7-1975	106
3.	Flint Rhem	P	5-7-1926	9-7-1926	123
4.	Ty Cline	OF	5-14-1960	9-14-1960	123
5.	John McMakin	P	5-11-1901	4-19-1902	343
6.	Khalil Greene	SS	6-21-2002	9-3-2003	439
7.	Harold Stowe	P	6-15-1959	9-30-1960	473
8.	Brian Barnes	P	5-28-1989	9-14-1990	474

* - Clemson's last game of the season

SCORING IN EVERY INNING

One of the most difficult team accomplishments in baseball is to score at least one run in every inning. It has happened just six times in Tiger history. Only once was Clemson the visiting team in a nine-inning game where it scored in nine different innings.

The first time it happened was at Clemson on May 16, 1950, when the Tigers beat South Carolina 18-9 in a nine-inning game. Clemson actually scored five runs in the second, one run in the fourth and exactly two runs in the other six innings. The Tigers accomplished the feat in a 26-0 win over South Carolina in 1960 at Clemson and in a 15-4 victory over Buffalo in 1969 at Clemson. Both of those games were seven-inning contests.

The only time Clemson accomplished the feat over nine innings in a road game took place on March 19, 1974 in a 24-2 win at Florida. That was an odd linescore, as Clemson scored seven runs in the fifth inning, 10 runs in the seventh inning and exactly one run in the other seven innings.

Clemson again accomplished the feat at Duke on April 9, 1988 in a 10-3 win in seven innings. The last time the Tigers scored in every inning was against Davidson on May 17, 2011 in Clemson's 19-0 win. However, that contest will be remembered more for the rain-delay antics of the two teams, which became a YouTube sensation.

SCORING IN EVERY INNING

Date	Opponent	Inn.	W-L	Score
5-15-1950	South Carolina	9	W	18-9
4-25-1960	South Carolina	7	W	26-0
3-29-1969	Buffalo	7	W	15-4
3-19-1974	at Florida	9	W	24-2
4-9-1988	at Duke	7	W	10-3
5-17-2011	Davidson	9	W	19-0

Note: Home games in **bold**.

SPEEDING UP THE GAME

When the Tigers hosted Georgia on April 3, 1962, Clemson was victorious 6-3 in a game that was completed in under two hours. The main reason for the quick game was an experimental rule put in place by the ACC to help speed up the game.

Unlike normal games, where it takes four balls for a walk and three strikes for a strikeout, it took only three balls for a walk and two strikes for a strikeout. In essence, every batter in the contest started his at-bat with a 1-1 count. It is not clear whether other games during that era had that rule in effect.

In an age when games routinely last more than three hours, we can all wonder how that rule would impact game lengths in the 21st century.

TWO-SPORT TIGERS

Most Tiger fans are aware of Kyle Parker's prowess in two sports. On the diamond, Parker was a First-Team All-ACC player in 2008 when he should have been a senior in high school. He also reached 25 career homers in 103 games, quicker than any other Tiger in history. As a redshirt freshman on the gridiron in 2009, he quarterbacked Clemson to nine wins and was a freshman All-American thanks to passing for 2,526 yards and 20 touchdowns.

He then accomplished his most remarkable feat during the 2010 baseball season when he slugged 20 home runs, becoming the first Division I athlete in history to total 20 passing touchdowns and 20 homers in the same academic year. Parker made his major league debut with the Colorado Rockies in 2014.

But Parker is not the only Tiger baseball player who has experienced success in two sports in recent history. And two have even been placekickers. Matt Padgett (1996-98) was a career .318 hitter with 28 homers and 137 RBIs in 167 games, and

he was also Clemson's starting placekicker in 1996. Jeff Sauve (1992-95) was a standout reliever who had an 18-7 record and 4.09 ERA in 204.2 innings pitched in his career. He was also the starting placekicker in 1995, when he was 15-20 on field goals.

Dexter McCleon (1993,94), Andre Humphrey (1994), Joe Don Reames (1999), C.J. Gaddis (2004) and D.J. Reader (2013) are five more Tigers who donned two different uniforms in recent years. McCleon played 90 games over two baseball seasons and helped quarterback the Tigers to a nine-win campaign in 1993 before eventually playing in the NFL as a cornerback. In his 10 years (148 games) in the NFL, McCleon totaled 31 interceptions.

UNIFORM UNIQUENESS

Under legendary head coach Bill Wilhelm and up to today, Clemson has had a uniform uniqueness. The first aspect of the uniform stressed by Wilhelm was the word itself (uniform), which means "the same." Wilhelm wanted all of his players to look consistent and not have different pant lengths, different colored undershirts, etc. So he, with the help of some ideas from players and coaches, came up with "uniform" aspects that have stuck.

Wilhelm came up with the idea of wearing white shoes from Joe Lutz, who was the coach at Southern Illinois in the 1960s. Lutz was also the first to have female bat girls. Wilhelm liked those ideas, and the two have been with the Tiger program ever since.

But perhaps the most synonymous part of Tiger baseball is the long pants. Clemson was one of the first schools to wear non-wool uniforms. The Tigers wore nylon uniforms starting in 1968. This and having the long pants was done from the advice of a former major league's (Rick Rickard's) father, who was a doctor. Wilhelm read an article by Dr. Rickard explaining how there was so much pressure being put around the upper portion of the lower leg due to wrapping rubber bands to keep players' socks from falling and having the elastic around the bottom of the pant legs.

A few years later, Bill Foley, a Tiger catcher in the mid 1970s, had just returned from a tournament in Japan. He had received a pair of long pants from Rawlings and wore them to practice one day before the 1976 season. Foley liked the nylon stretched pants and Wilhelm followed suit. Wilhelm liked how the pants did not have a zipper and how they were custom-made. He also liked that players could wear low socks and how that saved time and money from using the customary sanitary socks. Wilhelm decided to experiment with the long pants in 1978.

The jerseys were unique as well, because they did not tuck in. They were designed by Wilhelm to be worn outside and over the pants. They had a two-inch elastic band at the bottom. Wilhelm wanted to eliminate belts and did not want players to have to undo belts and tuck them in, especially after head-first slides.

Since then, Clemson has had a tradition of wearing white pants for all games, home and away, much to the chagrin of equipment managers.

WINNINGEST DIVISION I PROGRAMS

Clemson is tied for the second-most wins among current ACC schools and is tied for eighth in NCAA Division I history with 2,877 according to the 2020 NCAA recordbook. Clemson enters its 123rd season with a record of 2877-1603-30 (.641). Florida State is fifth with 2,924 wins, North Carolina is tied for eighth with 2,877 wins and Miami (Fla.) is tied for 17th with 2,636 wins.

You can stump some people with the answer to the question, "Who is the all-time leader in wins?"

The answer is the team Clemson defeated in one of the longest NCAA Tournament games in history, a 3-2 victory over Fordham that took 19 innings to complete during the 1988 NCAA Northeast Regional at New Britain, Conn. The Rams, who have been playing college baseball for 159 years, have an all-time record of 4517-2355-49 (.656).

WINNINGEST DIVISION I PROGRAMS

Rk	School	Years	W	L	T	Win %
1.	Fordham	159	4517	2355	49	.656
2.	Texas	123	3512	1333	31	.723
3.	Michigan	146	2962	1724	37	.631
4.	Stanford	126	2951	1837	35	.615
5.	Florida State	72	2924	1108	11	.725
6.	Southern California	125	2909	1714	29	.628
7.	Arizona State	108	2897	1464	8	.664
8.	Clemson	122	2877	1603	30	.641
	North Carolina	130	2877	1668	37	.632
10.	Arizona	114	2861	1556	23	.647
11.	Texas A&M	117	2734	1528	43	.640
12.	Washington State	124	2710	1817	9	.598
13.	Mississippi State	130	2698	1581	28	.630
14.	Minnesota	131	2660	1651	25	.616
15.	Oklahoma State	108	2657	1362	5	.661
16.	Illinois	140	2643	1709	39	.606
17.	Alabama	126	2636	1658	24	.613
	Miami (Fla.)	75	2636	1104	18	.704
19.	California	128	2634	1987	21	.570
	South Carolina	127	2634	1585	17	.624
21.	Fresno State	91	2632	1575	9	.625
22.	Louisiana State	124	2629	1621	7	.618
23.	Ohio State	136	2623	1725	41	.602
24.	Oklahoma	114	2611	1540	12	.629
25.	Florida	105	2584	1603	24	.616

WINS OVER TOP-RANKED TEAMS

Clemson has defeated the No. 1 team in the nation in baseball 17 times, more than any other sport on the Tiger landscape. That list of 17 victories includes five over Florida State and four over Miami (Fla.). Only three of the 17 victories have taken place at Clemson.

The Tigers gained their 13th, 14th and 15th wins over a top-ranked team in 2012 when Clemson defeated No. 1 Florida State three times in four games. Clemson topped the Seminoles twice in three games at Doug Kingsmore Stadium. Amazingly, those were Clemson's first two victories over a top-ranked team at home. The Tigers then edged No. 1 Florida State 9-7 on Jon McGibbon's three-run walkoff homer in the ACC Tournament. Clemson has added two victories over the top-ranked team since.

Clemson's first victories in history over the No. 1 team in the nation in any sport took place at Miami in the 1977 NCAA Tournament on consecutive days. The Tigers downed the top-ranked Hurricanes on May 21 and May 22 to advance to the College World Series.

The Tigers also beat a top-ranked Hurricane team in 1986 in consecutive regular-season games at Greenville (S.C.) Municipal Stadium. The Tigers downed the Hurricanes 7-4 and 9-5, wins many believed would get Clemson into the then 40-team field. But the 42-21 Tigers were denied.

One of the more unusual circumstances surrounding the nation's No. 1 team took place in the 1994 season. In what is one of the few times two top-ranked teams faced each other, Clemson defeated Georgia Tech twice in three games at Atlanta, Ga. The Tigers entered that series ranked No. 1 by Collegiate Baseball and USA Today, while Georgia Tech entered the series No. 1 by Baseball America.

CLEMSON BASEBALL WINS OVER TOP-RANKED TEAMS

Date	Opponent	Site	Score
5-21-1977	Miami (Fla.)	Coral Gables, Fla.	7-2
5-22-1977	Miami (Fla.)	Coral Gables, Fla.	10-9
5-10-1986	Miami (Fla.)	Greenville, S.C.	7-4
5-11-1986	Miami (Fla.)	Greenville, S.C.	9-5
5-17-1993	Georgia Tech	Greenville, S.C.	9-8
5-13-1994	Georgia Tech	Atlanta, Ga.	10-9-8
5-15-1994	Georgia Tech	Atlanta, Ga.	7-4
6-4-1996	Alabama	Omaha, Neb.	14-13
4-10-1999	Florida State	Tallahassee, Fla.	8-4
4-5-2006	South Carolina	Columbia, S.C.	3-2
3-27-2010 ⁽¹⁾	Virginia	Charlottesville, Va.	8-5
6-21-2010	Arizona State	Omaha, Neb.	6-3
5-12-2012	Florida State	Clemson, S.C.	7-2
5-14-2012 ⁽¹⁾	Florida State	Clemson, S.C.	9-7
5-25-2012	Florida State	Greensboro, N.C.	9-7
4-1-2013	North Carolina	Chapel Hill, N.C.	11-5-4
3-21-2014	Florida State	Clemson, S.C.	9-3

Note: Home wins in **bold**.

WORLD SERIES CHAMPIONS & ALL-STARS

Clemson has had four different former players win Major League World Series championship rings. The first to do it was Flint Rhem, who was a member of the St. Louis Cardinals, champions of 1926 and 1931. Rhem was a pitcher who had a 20-7 record during the 1926 season, the most wins by a National League pitcher that year.

Tim Teufel was a member of the New York Mets in the 1986 season, the year they defeated the Boston Red Sox to win the World Series title. He hit .247 in 93 games for the Mets that year. Teufel played 1,073 games in his major league career.

Mark Davidson gave the Tigers a World Series Champion two years in a row when he played on the Minnesota team that won it all in 1987. Davidson played 102 games and hit .267 that season, his second year in the majors. He returned to Clemson to finish his degree in 2018, and his son, Logan, was the starting shortstop at Clemson from 2017-19.

Jimmy Key has had the most impressive World Series career of all the former Tigers. He played on the 1992 Blue Jays and the 1996 Yankees teams that won the World Series. He holds the distinction of being the only pitcher to gain the clinching win in two different World Series in the 1990s. He had a 2-0 record in the 1992 World Series, winning Game 4 and Game 6, the latter in relief. He was 3-1 with a 2.50 ERA during his World Series career.

Two former Tigers have participated in the Major League All-Star Game. Billy O'Dell, a star pitcher for Clemson in the 1950s, is the only former Tiger to earn MVP honors in the All-Star Game. He earned the win and pitched 3.0 scoreless innings in the 1958 game at Baltimore, Md. He was a member of the Orioles at the time, so that was quite a special afternoon. O'Dell also played in the 1959 All-Star Game.

Key is the other former Tiger to play in an MLB All-Star Game. He was chosen four times, including 1985, his rookie year. He was also picked in 1991, 1993 and 1994. He is third to Brian Dawkins and Michael Dean Perry in Clemson athletic history in all-star game selections at the professional level. Dawkins was chosen to the Pro Bowl nine times, while Perry played in six Pro Bowls.

HEAD COACH MONTE LEE



MONTE LEE

18

- HEAD COACH**
- 5TH SEASON AS HEAD COACH AT CLEMSON**
- 12TH SEASON OVERALL AS A HEAD COACH**
- COLLEGE OF CHARLESTON '00**

In his first four seasons as head coach at Clemson, Monte Lee has a 168-83 (.661) record, as the 168 wins are 14th most in the nation during that time period. Lee has led the Tigers to the NCAA Tournament each of his first four seasons at Clemson, one of only 13 schools that have been selected to the NCAA Tourney each of the last four seasons. Lee is also 77-54 against ACC teams. A total of 24 Tigers have been drafted 27 times, as three Tigers were drafted twice, and two Tigers have signed as a free agent as well.

In 11 seasons as a head coach, including seven at College of Charleston (2009-15) and four at Clemson (2016-19), Lee has a 444-228 record (.661), including a 45-24 mark in one-run games, 11 winning seasons and eight NCAA Tournament appearances.

Clemson under Lee has also seen the Tigers excel in the classroom. The program has been in the top-10 percent of their sport in the eligibility, graduation and retention metric each of his first three academic years (2015-18) in Tigertown. Clemson, one of only two ACC schools lauded for 2017-18 (most-recent report), is one of just 17 Division I programs and one of only four Power Five Conference programs recognized in each of the three most-recent APR reports.

In his first season at Clemson, Lee directed the Tigers to the 2016 league championship by going 4-0 against four regional teams in the ACC Tournament at Durham, N.C. It was Clemson's first ACC title since 2006 and was

THE LEE FILE

Full Name: Monte Wesley Lee II
Born: Feb. 9, 1977 in Spartanburg, S.C.
Education: Bachelor's degree in elementary education at College of Charleston (2000).
Playing Experience: Four-year letterman at College of Charleston (1996-99).
Coaching Experience: Assistant coach at Spartanburg Methodist College (2001-02) ... volunteer assistant coach at South Carolina (2003-07) ... assistant coach/recruiting coordinator at South Carolina (2008) ... head coach at College of Charleston (2009-15) ... head coach at Clemson (2016-19).
Family: Wife, Eryn Garn Lee ... daughters, Madie, Shelby, Blaire and Alexa.

a big reason the Tigers earned the No. 7 national seed in the NCAA Tournament, the first time they hosted a regional since 2011. They followed that with a 42-win season in 2017, marking the first time Clemson amassed 40+ wins in back-to-back years since 2010,11, and hosted a regional for the second year in a row. Then in 2018, Clemson totaled 47 wins, its most since 2006, and hosted a regional for the third straight year.

The 2019 squad was ranked in at least one poll for each of the first 10 weeks of the season, extending the program's streak to 55 weeks from 2016 to 2019. In all, Lee's Tigers have been ranked in the top 25 in 62 of the 76 polls

In 2019, the Tigers jumped out to a 24-7 record after a three-game sweep of No. 3 North Carolina and series win over No. 8 Louisville. The Tigers, who were 9-8 against top-25 teams and 6-3 versus top-10 teams, were selected to the NCAA Tournament. Six Tigers earned All-ACC honors, tied for most in the league, and five Tigers were drafted, including first-rounder Logan Davidson.

Grayson Byrd was an All-American and First-Team All-ACC selection who totaled 16 homers, including 11 in the last 18 games. Davidson was a first-team Academic All-American, just the third in school history, thanks to his 3.99 cumulative GPA and graduating in only three years. Davidson, who totaled 42 career homers, had a 56-game on-base streak in 2019 and became the first Tiger in history to total both double-digit homers and double-digit steals in three different seasons. Davis Sharpe earned freshman All-America honors as well.

The 2018 Tigers recorded their most ACC regular-season wins (22) since 2006 and won a share of the ACC regular-season title and its first outright ACC Atlantic Division championship, also firsts for the program since 2006. The Tigers won their final 11 ACC road games and registered three ACC road sweeps for the first time since 1995. The Tigers also set school records for one-run wins (16) and fielding percentage (.975), and tied for third in the nation in home runs (98).

Three Tigers earned All-America honors in 2018, including Seth Beer and Davidson. Beer, a first-team All-American, was fifth in the nation in homers (22) and became only the second three-time All-American in school history. Davidson totaled 15 homers and had

a .971 fielding percentage at shortstop. Chris Williams totaled 18 homers and an ACC-high 72 RBIs, while Kyle Wilkie ended the year on a 29-game hitting streak.

Every pitcher who started a game on the mound in 2017 did not return in 2018, but the 2018 pitching staff still had a 3.65 ERA and 21 saves, tied for second most in Tiger history. Ryley Gilliam was a second-team All-American and First-Team All-ACC selection who had a 1.41 ERA and 11 saves. Ryan Miller and Carson Spiers were also stellar out of the bullpen and were big reasons Clemson was seventh in the nation in wins.

After the 2018 season, Clemson had seven draft picks, tied for 13th most in the nation. Beer became Clemson's first first-round draft pick since 2012 when he was chosen in the first round by the Houston Astros.

The 2017 Tigers totaled 73 home runs, a .381 on-base percentage and .970 fielding percentage. Reed Rohlfman was a second-team All-American and First-Team All-ACC selection who batted .361 and had a 20-game hitting streak. Beer was a Dick Howser Trophy semifinalist and second-team All-American who led the team in homers (16), RBIs (53) and on-base percentage (.478).

The pitching staff was one of the most consistent aspects of the 2017 team, as it easily led the nation in strikeout-to-walk ratio (3.93), while its 8.88 strikeouts per nine innings pitched was its best mark since 1996. Clemson had a 3.59 ERA and 562 strikeouts against only 143 walks. Pat Krall, a Senior CLASS Award finalist, was a Second-Team All-ACC selection, while Charlie Barnes was a Third-Team All-ACC pick.

After the 2017 season, nine Tigers were selected in the major league draft, tied for fourth most in the nation and tied for most in the ACC. It was also the most Tigers drafted since 2009 and tied for third most in school history. All nine were first-time draft picks, evidence of Lee's ability to develop players.

Among the 44 wins in 2016, its most since 2010, Clemson had 24 come-from-behind victories and 14 one-run wins against only six one-run losses. The 2016 Tigers, who were ranked No. 15 in the final USA Today coaches poll, won 11 of their last 13 games, which included a 10-game winning streak, for the first time since 1991. He was also named midseason national coach-of-the-year by D1Baseball.

Clemson was second in the nation in walks (359) and slugged an ACC-high 75 home runs, tied for seventh most in the nation, in 2016, more than doubling its previous season's total, thanks in large part to Beer, who won the Dick Howser Trophy as national player-of-the-year and was a first-team All-American. Beer, who batted .369 with 18 home runs, 70 RBIs, a .700

LEE'S COACHING RECORD

Year	School	Position(s)	W-L	NCAA
2001*	Spartanburg Methodist College	AC	49-12	
2002	Spartanburg Methodist College	AC	51-10	
2003	South Carolina	VA	45-22	CWS
2004	South Carolina	VA	53-17	CWS
2005	South Carolina	VA	41-23	Regional
2006	South Carolina	VA	41-25	Super Regional
2007	South Carolina	VA	46-20	Super Regional
2008	South Carolina	AC	40-23	Regional
2009	College of Charleston	HC	35-22	
2010	College of Charleston	HC	44-19	Regional
2011	College of Charleston	HC	39-22	
2012	College of Charleston	HC	38-22	Regional
2013	College of Charleston	HC	31-26	
2014*	College of Charleston	HC	44-19	Super Regional
2015	College of Charleston	HC	45-15	Regional
2016*	Clemson	HC	44-20	Regional
2017	Clemson	HC	42-21	Regional
2018	Clemson	HC	47-16	Regional
2019	Clemson	HC	35-26	Regional

* - conference champion

Seasons as a full-time NCAA coach: 17
 Winning seasons: 17
 NCAA Tournament appearances: 14
 Record as an assistant coach: 266-130 (.672)
 Record as a head coach: 444-228 (.661)

HEAD COACHING RECORD BY SCHOOL

School	Seasons	Years	W-L	Win %
College of Charleston	7	2009-15	276-145	.656
Clemson	4	2016-19	168-83	.669
Totals	11	2009-19	444-228	.661

WINS (2016-19)

Rk	Team	Wins	Avg.
1.	Louisville	199	49.8
2.	Florida	187	46.8
3.	Texas Tech	183	45.8
4.	Oregon State	182	45.5
5.	Louisiana State	176	44.0
6.	Mississippi State	175	43.8
	Southern Mississippi	175	43.8
8.	North Carolina	173	43.3
	Vanderbilt	173	43.3
10.	Florida State	172	43.0
11.	Coastal Carolina	171	42.8
	Dallas Baptist	171	42.8
13.	Texas A&M	169	42.3
14.	Clemson	168	42.0
15.	TCU	166	41.5
16.	Arkansas	165	41.3
	Wright State	165	41.3
18.	Mississippi	164	41.0
	Stanford	164	41.0
20.	East Carolina	161	40.3
	Michigan	161	40.3
22.	Florida Atlantic	158	39.5
	NC State	158	39.5
24.	Navy	157	39.3
25.	Sam Houston State	156	39.0

HEAD COACH MONTE LEE

slugging percentage, 62 walks and a .535 on-base percentage, became the first freshman to win the national award and the first freshman to be named ACC Player-of-the-Year.

Chris Okey, who hit .339 with 15 homers and 74 RBIs, and Krall, who had a 10-2 record, five saves and an ACC-best 1.67 ERA, also earned first-team All-America honors. It marked the first time the Tigers had three first-team All-Americans in one season. Okey was a second-round draft pick after the season, Clemson's highest-drafted catcher in history.

Lee was named Clemson's head coach on June 18, 2015 by Director of Athletics Dan Radakovich. Lee led the Cougar program to a 276-145 (.656) record and four berths in the NCAA Tournament, including 2014 and 2015.

Lee received national acclaim in 2012 when he was named one of Baseball America's top-10 head coaches in the nation under the age of 40. He led the Cougars to the Gainesville (Fla.) Regional title in 2014 and advanced to the Lubbock (Texas) Super Regional after capturing the Colonial Athletic Association Tournament championship.

In his seven years at College of Charleston, Lee coached four conference players-of-the-year, two conference pitchers-of-the-year and two conference freshmen-of-the-year. Lee won 200 games at College of Charleston faster than any coach in school history. His teams consistently ranked among the nation's best offenses.

Lee's 2015 College of Charleston team had a 45-15 record and ranked in the top 25 for much of the season, including No. 20 in the final USA Today coaches poll. He earned CAA Coach-of-the-Year honors, while Taylor Clarke (pitcher) and Blake Butler (player, defensive player) received top conference honors. The Cougars narrowly missed hosting a regional, but advanced to the Tallahassee (Fla.) Regional title game.

In 2012, the Cougars won a share of the SoCon regular-season title and earned an at-large bid to the NCAA Tournament. They were fifth in the nation in home runs, the fourth year in a row they finished in the top five in that category. On May 7, 2012, College of Charleston defeated Clemson 4-2 at Doug Kingsmore Stadium, the program's first win over the Tigers.

In his second season in Charleston in 2010, he directed the Cougars to a 44-19 record and an appearance in the NCAA's Myrtle Beach (S.C.) Regional final.

Prior to his time at College of Charleston, Lee was an assistant at South Carolina for six seasons (2003-08), serving as the volunteer assistant coach for five years before becoming the recruiting coordinator in 2008. During his time in Columbia, the Gamecocks had a 266-130 record, made six NCAA Tournament appearances, earned four super regional berths and made two trips to the College World Series.

He began his coaching career as an assistant (2001,02) at Spartanburg Methodist College. The

LEE'S COACHING TREE

Coach	Current/Last Team	Title	*Year(s)	^Coach	^Player
Ben Boykin	Spartanburg Methodist College	Assistant Coach	2017		2013,14
Jared Broughton	Clemson	Assistant Coach	2020	2020	
Blake Butler	Francis Marion	Assistant Coach	2019,20		2013-15
Andrew Cox	Furman	Assistant Coach	2019,20		2016,17
Marty Gantt	UNC Greensboro	Assistant Coach	2020		2011,12
Matt Heath	Tennessee-Martin	Assistant Coach	2019,20	2011-15	
Jimmy Holton	College of Charleston	Assistant Coach	2016		2010-13
Tyler Jackson	North Greenville	Assistant Coach	2015-20		2012,13
David Kopp	Florida Atlantic	Assistant Coach	2018-20	2016	
Bradley LeCroy	Clemson	Assistant Coach	2016-20	2016-20	
Garrett Lovorn	Longwood	Assistant Coach	2018-20		2016
Austin Morgan	NC State	Assistant Coach	2018,19		2009
Dan Roszel	Kentucky	Assistant Coach	2020	2009,10	
Andrew See	Clemson	Assistant Coach	2016-20	2016-20	
Brandon Sizemore	College of Charleston	Assistant Coach	2013-15	2013-15	2009
Greg Starbuck	UNC Greensboro	Assistant Coach	2020	2016-19	
Brent Walsh	UNC Asheville	Assistant Coach	2013,14	2009-12	

* - in current/last role with current/last team; ^ - under **Monte Lee** as a head coach; Note: Active coaches in **bold**.

2002 squad totaled a school-record 51 wins, while the 2001 team played in the NJCAA College World Series. Lee also was the head coach of the South Carolina Diamond Devils AAU team in 2002 after serving as an assistant coach in 2001.

Lee was a standout outfielder for the Cougars from 1996-99. In 206 career games, he hit .333 with 156 runs, 240 hits, 50 doubles, six triples, 22 homers, 150 RBIs, 88 walks and 66 steals. He was in the top 10 in school history in career doubles, total bases and RBIs. In 2004, he was inducted as an inaugural member of College of Charleston's Baseball Wall of Fame at Patriots Point Stadium.

He became the first position player drafted in Cougar history when the St. Louis Cardinals selected him in the 39th round in 1999. He played 82 games over two years (1999,00) in the minors.

Lee, who received academic all-district honors as a senior, earned his bachelor of science degree in elementary education from College of Charleston in 2000 after playing four seasons of baseball and two years of football at Lugoff-Elgin High School in Lugoff, S.C.

He was born Monte Wesley Lee II on Feb. 9, 1977 in Spartanburg, S.C. Lee is married to Eryn Garn Lee and the family has four daughters, Madie, Shelby, Blaire and Alexa.

LEE'S MILESTONE WINS

OVERALL

Win	Date	Opponent	Score
*1	2-20-2009	Miami (Ohio)	6-2
*100	4-10-2011	The Citadel	10-5
*200	3-11-2014	Jacksonville	4-3
300	4-12-2016	Western Carolina	(10)7-6
400	5-12-2018	Austin Peay	10-1
444	5-31-2019	Illinois	8-4

CLEMSON

Win	Date	Opponent	Score
1	2-20-2016	Maine	9-4
100	3-10-2018	Georgia Tech ⁽¹⁾	7-3
168	5-31-2019	Illinois	8-4

* - as College of Charleston's head coach; Note: Home wins in **bold**.



LEE VS. ALL COMPETITION

Opponent	Overall	Win %	COC	CU
Alabama	1-2	.333	1-2	
Appalachian State	9-7	.563	9-7	
Auburn	2-2	.500	2-2	
Austin Peay	2-1	.667		2-1
Ball State	2-0	1.000	2-0	
Bethune-Cookman	4-0	1.000	4-0	
Boston College	11-2	.846		11-2
Campbell	1-2	.333	1-2	
Charleston Southern	17-1	.944	14-1	3-0
Charleston, College of	5-1	.833		5-1
Charlotte	3-0	1.000	1-0	2-0
Citadel, The	19-10	.665	16-10	3-0
Clemson	1-4	.200	1-4	
Coastal Carolina	15-7	.682	11-6	4-1
Connecticut	1-2	.333	1-2	
Dallas Baptist	3-0	1.000		3-0
Davidson	13-2	.867	13-2	
Delaware	6-1	.857	6-1	
Duke	1-6	.143		1-6
East Tennessee State	1-0	1.000		1-0
Elon	13-12	.520	10-12	3-0
Florida	1-0	1.000	1-0	
Florida State	6-10	.375	0-2	6-8
Furman	21-6	.778	13-6	8-0
Gardner-Webb	1-1	.500		1-1
Georgia	4-5	.444	0-1	4-4
Georgia Southern	14-12	.538	12-11	2-1
Georgia Tech	7-7	.500	0-2	7-5
High Point	1-2	.333	1-2	
Hofstra	5-1	.833	5-1	
Holy Cross	1-0	1.000	1-0	
Houston	0-3	.000	0-3	
Illinois	1-0	1.000		1-0
Indiana	1-1	.500	1-1	
Indiana State	0-1	.000	0-1	
Jacksonville	10-0	1.000	10-0	
Jacksonville State	0-1	.000		0-1
James Madison	9-0	1.000	6-0	3-0
Kennesaw State	2-0	1.000		2-0
Kent State	0-1	.000	0-1	
Kentucky	1-0	1.000	1-0	
Long Beach State	2-0	1.000	2-0	
Louisville	6-8	.429		6-8
Maine	2-1	.667		2-1
Marist	3-0	1.000	3-0	
Marshall	1-0	1.000	1-0	
Mercer	0-1	.000	0-1	
Miami (Fla.)	2-5	.286		2-5
Miami (Ohio)	4-0	1.000	4-0	
Michigan	2-0	1.000	2-0	
Michigan State	2-0	1.000		2-0
Middle Tennessee	0-1	.000	0-1	
Mississippi	0-1	.000		0-1
Morehead State	1-0	1.000	1-0	
Nevada	2-1	.667		2-1
New York Tech	1-0	1.000	1-0	
North Carolina	5-5	.500	2-2	3-3
North Carolina State	5-8	.385	1-0	4-8
North Carolina-Asheville	5-4	.556	5-4	
North Carolina-Greensboro	13-4	.765	11-4	2-0
North Carolina-Wilmington	10-9	.526	10-9	
Northeastern	3-3	.500	3-3	
Notre Dame	10-3	.769		10-3
Oklahoma State	0-3	.000	0-1	0-2
Pittsburgh	5-1	.833		5-1
Presbyterian College	3-1	.750	1-0	2-1
Quinnipiac	1-0	1.000	1-0	
Radford	7-2	.778	7-2	
Rhode Island	3-2	.600	3-2	
Saint John's	2-0	1.000	1-0	1-0
Samford	10-5	.667	10-5	
Savannah State	1-0	1.000	1-0	
South Alabama	7-2	.778	5-1	2-1
South Carolina	9-16	.360	2-11	7-5
South Carolina-Upstate	6-2	.750	6-2	
Southern Mississippi	0-1	.000	0-1	
Tennessee Tech	1-0	1.000		1-0
Texas Tech	0-2	.000	0-2	
Toledo	2-1	.667	2-1	
Towson	6-0	1.000	6-0	
Vanderbilt	1-4	.200		1-4
Virginia	6-2	.750		6-2
Virginia Military	3-0	1.000		3-0
Virginia Tech	7-0	1.000	1-0	6-0
Wake Forest	10-3	.769		10-3
Western Carolina	16-8	.667	10-8	6-0
Western Kentucky	1-0	1.000	1-0	
William & Mary	10-1	.909	7-1	3-0

LEE VS. TOP-25 TEAMS

Opponent	Top 25	Top 10	Top 5	No. 1
Boston College	3-0			
Coastal Carolina	3-0			
Dallas Baptist	3-0	3-0		
Florida State	6-4	2-2	2-1	
Georgia	0-4	0-3	0-2	
Georgia Tech	1-2			
Louisville	6-8	4-7	1-3	
Miami (Fla.)	0-3	0-3	0-3	
Mississippi	0-1			
North Carolina	3-3	3-3	3-3	
North Carolina State	3-6	2-4		
Oklahoma State	0-2			
Saint John's	1-0			
South Carolina	6-3	2-1	2-1	
Virginia	3-2	1-1		
Wake Forest	2-1			
Totals	40-39	17-24	8-13	0-0

Note: Only includes records as Clemson's head coach; **bold** denotes 2020 opponent.

Winthrop	5-1	.833	2-0	3-1
Wofford	17-1	.944	14-1	3-0
Wright State	1-2	.333		1-2
Xavier	5-1	.833	5-1	
Yale	2-0	1.000		2-0
Youngstown State	3-0	1.000	3-0	
Totals	44-28	.661	27-145	168-83

Note: **bold** denotes 2020 opponent.

LEE'S 40 TOP-25 WINS

Date	Opponent	Rank	Site	Score
3-5-16	South Carolina	18	N1	5-0
3-6-16	South Carolina	18	H	4-1
3-18-16	Boston College	22	H	6-2
3-19-16	Boston College	22	H	6-1
3-20-16	Boston College	22	H	⁽¹⁰⁾ 3-2
4-30-16	Florida State	3	H	10-3
5-2-16	Florida State	4	H	7-3
5-6-16	NC State	9	H	10-5
5-8-16	NC State	9	H	2-1
5-26-16	Virginia	8	N2	5-4
5-27-16	Louisville	3	N2	5-3
5-29-16	Florida State	11	N2	18-13
3-4-17	South Carolina	4	N1	8-7
3-5-17	South Carolina	4	A	5-3
3-18-17	Virginia	11	H	7-6
3-19-17	Virginia	11	H	12-1
4-15-17	Florida State	25	A	12-10
4-21-17	Wake Forest	17	H	8-7
4-22-17	Wake Forest ⁽¹⁾	17	H	11-0
5-16-17	Coastal Carolina	24	H	11-8
2-23-18	Dallas Baptist	10	H	12-1
2-24-18	Dallas Baptist ⁽¹⁾	10	H	9-1
2-24-18	Dallas Baptist ⁽²⁾	10	H	3-2
3-3-18	South Carolina	23	N1	5-1
3-4-18	South Carolina	23	H	8-7
3-23-18	Louisville	11	A	3-1
3-25-18	Louisville ⁽¹⁾	11	A	4-3
4-3-18	Coastal Carolina	18	H	6-1
5-6-18	Florida State	15	H	12-7
5-7-18	Florida State	13	H	5-4
6-3-18	St. John's	20	H	9-8
3-9-19	North Carolina ⁽¹⁾	3	H	3-2
3-9-19	North Carolina ⁽²⁾	3	H	17-3
3-10-19	North Carolina	3	H	5-4
3-13-19	Coastal Carolina	11	H	8-5
4-5-19	Louisville	8	H	5-1
4-6-19	Louisville	8	H	6-3
4-28-19	Georgia Tech	11	A	11-7
5-11-19	NC State	16	A	⁽¹⁰⁾ 4-3
5-23-19	Louisville	7	N2	7-1

N1 - Greenville, S.C.; N2 - Durham, N.C.; Note: Best ranking among Baseball America, Collegiate Baseball, D1Baseball, NCBWA, Perfect Game and USA Today polls listed; home wins in **bold**.



ASSISTANT COACH BRADLEY LeCROY



BRADLEY LeCROY

2

ASSISTANT COACH • RECRUITING COORDINATOR
13TH SEASON AT CLEMSON
20TH SEASON OVERALL
CLEMSON '01

Bradley LeCroy is in his 13th year as an assistant coach with the Tiger program in 2020. He is in his second stint in Tigertown, as he served as a volunteer assistant coach at Clemson from 2003-05. LeCroy (pronounced luh-CROY) also serves as recruiting coordinator and coaches the infielders as well as working with the hitters.

LeCroy's 2012 recruiting class (2013 newcomers) was rated No. 5 in the nation by Collegiate Baseball, while his 2013 recruiting class (2014 newcomers) was rated No. 16 in the nation by Baseball America. That was a big reason LeCroy was rated as the No. 9 assistant coach in the nation by Baseball America prior to the 2013 season.

The 2015 recruiting class (2016 newcomers) was rated No. 23 in the nation by Baseball America, the 2016 recruiting class (2017 newcomers) was rated No. 12 in the country by Collegiate Baseball, the 2017 recruiting class (2018 newcomers) was rated No. 9 in the nation by Perfect Game, the 2018 recruiting class (2019 newcomers) was rated No. 7 in the country by Collegiate Baseball and the 2019 recruiting class (2020 newcomers) was rated No. 13 in the nation by Baseball America and D1Baseball. LeCroy was also rated the No. 10 recruiter in the nation by D1Baseball prior to the 2017 season.

In 2019, the Tigers, who were 9-8 against top-25 teams and 6-3 versus top-10 teams, were selected to the NCAA Tournament. Six Tigers earned All-ACC honors, tied for most in the league, and five Tigers were drafted, including first-rounder Logan Davidson. Grayson Byrd was an All-American and First-Team All-ACC selection. Davidson was a first-team Academic All-American, just the third in school history.

LeCROY'S COACHING RECORD

Year	School	Position(s)	W-L	NCAA
2001	Anderson (S.C.)	AC,RC	19-32	
2002	Anderson (S.C.)	AC,RC	30-26	
2003	Clemson	VA	39-22	Regional
2004	Clemson	VA	39-26	Regional
2005	Clemson	VA	43-23	Super Regional
2006	Western Carolina	AC	33-27	
2007	Western Carolina	AC	42-20	Regional
2008	Tennessee	AC,RC	27-29	
2009	Tennessee	AC,RC	26-29	
2010	Tennessee	AC,RC	30-26	
2011	Clemson	AC,RC	43-20	Regional
2012	Clemson	AC,RC	35-28	Regional
2013	Clemson	AHC,RC	40-22	Regional
2014	Clemson	AHC,RC	36-25	Regional
2015	Clemson	AHC,RC	32-29	Regional
2016	Clemson	AC,RC	44-20	Regional
2017	Clemson	AC,RC	42-21	Regional
2018	Clemson	AC,RC	47-16	Regional
2019	Clemson	AC,RC	35-26	Regional

Seasons as a full-time NCAA coach:19
 Winning seasons:16
 NCAA Tournament appearances:13
 Record as an assistant coach: 682-467 (.594)
 Record as a head coach:0-0

THE LeCROY FILE

Full Name: Bradley James LeCroy
Born: Feb. 1, 1978 in Anderson, S.C.
Education: Bachelor's degree in education at Clemson (2001).
Playing Experience: Four-year letterman at Clemson (1997-00).
Coaching Experience: Assistant coach at Anderson (S.C.) (2001,02) ... volunteer assistant coach at Clemson (2003-05) ... assistant coach at Western Carolina (2006,07) ... assistant coach/recruiting coordinator at Tennessee (2008-10) ... assistant coach/recruiting coordinator at Clemson (2011,12) ... assistant head coach/recruiting coordinator at Clemson (2013-15) ... assistant coach/recruiting coordinator (2016-19).
Family: Wife, Meredith ... the couple has two sons, Crew and Cooper.

The 2018 Tigers totaled 47 overall wins, 22 ACC regular-season victories, a share of the ACC regular-season title and an outright ACC Atlantic Division championship. Those four achievements were all firsts for the program since 2006. Clemson finished ranked as high as No. 12 in the nation by Perfect Game and was also ranked in the top 25 during all 19 weeks. Clemson was third in the nation in homers (98) and had a school-record .975 fielding percentage as well. Seth Beer (first) and Davidson (third) earned All-America honors, as Beer became just the second three-time All-American in Clemson history and was a first-round draft pick by the Houston Astros.

In 2017, the Tigers had 42 wins and hosted a regional. The 2017 squad was ranked in the top 10 for 10 straight weeks and finished ranked No. 22 in the coaches poll. They totaled 73 home runs, a .381 on-base percentage and .970 fielding percentage. Reed Rohlman was a second-team All-American and First-Team All-ACC selection who batted .361 and had a 20-game hitting streak. Beer was also a second-team All-American.

LeCroy helped coach the 2016 team to 44 wins, the ACC title and a top-eight national seed under first-year Head Coach Monte Lee. Clemson, who was ranked No. 15 in the final USA Today coaches poll, slugged an ACC-high 75 homers thanks in large part to Beer, who won the Dick Howser Trophy. Beer, who batted .369 with 18 homers, 70 RBIs and a .535 on-base percentage, became the first freshman to win the award and the first freshman to be named ACC Player-of-the-Year.

Five position players earned All-ACC honors in 2015, including Chris Okey, a First-Team All-ACC catcher. Okey also earned first-team All-America honors, while Rohlman, a freshman, was a third-team All-American after leading the team in batting average (.356).

The 2014 team saw five of its nine position players again earn All-ACC honors under LeCroy's tutelage. Steve Wilkerson received Second-Team All-ACC honors for the third year in a row after hitting .317 with six homers, 18 doubles and 42 RBIs.

In 2013, LeCroy's hitters combined for an ACC-high 111 steals, most by the Tigers since 2000. Shane Ken-

nedy and Wilkerson earned All-ACC honors, while Steven Duggar was named a freshman All-American.

The 2012 Tigers had a league-high four offensive players earn All-ACC honors, which were the first four batters (Wilkerson, Thomas Brittle, Richie Shaffer, Phil Pohl) in the lineup during most of the season. Shaffer, who hit .336 with a .480 on-base percentage, was a first-team All-American.

In his first season back at Clemson in 2011, the Tigers were sixth in the nation in batting average (.318) and led the ACC by 14 points. Clemson was also sixth in the nation in walks, 11th in runs, 14th in slugging percentage and tied for 14th in steals. LeCroy coached All-ACC outfielders Jeff Schaus and Will Lamb as well.

LeCroy spent three seasons (2008-10) as Tennessee's infielders coach and recruiting coordinator. Two of his recruiting classes (No. 23 by Collegiate Baseball in 2008 and No. 14 by Baseball America in 2009) with the Volunteers were ranked in the top 25. Before his stint in Knoxville, LeCroy served under Todd Raleigh at Western Carolina in 2006 and 2007. Prior to his three years as the volunteer assistant coach at Clemson, LeCroy was an assistant coach at nearby Anderson (S.C.) during the 2001 and 2002 seasons.

He led Western Carolina's offense to heights not seen in recent history. In 2007, it was in the top 11 in the nation in runs per game, homers per game, slugging percentage, doubles per game and batting average.

During the 2005 season, the last of his three years as the volunteer assistant at Clemson, LeCroy contributed to the Tigers' third-consecutive NCAA Tournament appearance and a trip to the Waco (Texas) Super Regional. He was a big reason Taylor Harbin had a stellar .974 fielding percentage along with 28 doubles, 10 homers and 63 RBIs in earning second-team All-America honors as a freshman.

In 2004, the Tigers hit 73 homers and 149 doubles. He coached All-American Brad McCann, as the third baseman hit .379 with 16 homers and 65 RBIs.

The 2003 season was his first coaching at Clemson. The Tigers had a .326 batting average in ACC regular-season games, the best mark in the ACC by 19 points. LeCroy coached four all-conference players in 2003, all of which comprised the Tigers' starting infield.

LeCroy coached in the Valley League in the summer of 2003 as an assistant for the New Market Rebels in Virginia. The Rebels were the Valley League runner-up after compiling a 31-18 record.

LeCroy was an assistant coach at Anderson in 2001 and 2002. In 2001, he coached David Mattox, who was drafted in the 11th round by the Mets. In 2002, the Trojans led the Division II ranks with 41 triples.

During both summers in 2001 and 2002, he was the head coach of the Williamston (S.C.) American Legion team. Both teams played in the state playoffs.

LeCroy earned four letters at Clemson from 1997-00. He was a valuable utility player who hit .266 in 173 career games and 395 at-bats. He was the starting shortstop on the 1999 team that came one inning from advancing to the College World Series. He was the starting shortstop alongside future national player-of-the-year Khalil Greene, who was the starting third baseman on that 1999 squad. LeCroy was also a member of Clemson's 2000 College World Series team and was on four NCAA Tournament teams as a Tiger.

LeCroy earned his bachelor's degree in education from Clemson in May 2001. He is married to the former Meredith Chandler. She was a four-time letterwinner in tennis at Clemson from 1996-99, was named ACC Outstanding Senior Female Scholarship Athlete in 1999 and was an NCAA Outstanding Sportsperson-of-the-Year National nominee that same season. She received a bachelor's degree in English from Clemson, graduating Magna Cum Laude, and a master's degree in professional communications from Clemson.

The couple has two sons, Crew and Cooper. LeCroy was born Feb. 1, 1978 in Anderson, S.C.

ASSISTANT COACH ANDREW SEE



ANDREW SEE

33

ASSISTANT COACH
5TH SEASON AT CLEMSON
17TH SEASON OVERALL
OHIO '02

Andrew See is in his fifth year with the Tiger program as pitching coach in 2020. See previously worked three seasons (2013-15) as pitching coach at Duke. Clemson's 168 wins the last four years are 14th most in the nation and the Tigers have played in the NCAA Tournament each of his four seasons.

In 2019, the Tigers, who were 9-8 against top-25 teams and 6-3 versus top-10 teams, were selected to the NCAA Tournament. Six Tigers earned All-ACC honors, tied for most in the league, and five Tigers were drafted. Freshman Davis Sharpe was a Second-Team All-ACC selection, while Mat Clark, earned Third-Team All-ACC honors. Carson Spiers, a Third-Team All-ACC selection, had 11 saves as well.

The 2018 Tigers totaled 47 overall wins, 22 ACC regular-season victories, a share of the ACC regular-season title and an outright ACC Atlantic Division championship. Those four achievements were all firsts for the program since 2006. Clemson finished ranked as high as No. 12 in the nation by Perfect Game and was also ranked in the top 25 during all 19 weeks. The pitching staff had a 3.65 ERA and 21 saves, tied for second most in Tiger history. Ryley Gilliam was a second-team All-American and First-Team All-ACC selection who had a 1.41 ERA and 11 saves. Ryan Miller and Spiers were also stellar out of the bullpen and were big reasons Clemson had a school-record 16 one-run wins.

In 2017, the Tigers totaled 42 wins and hosted a regional. The 2017 squad was ranked in the top 10 for 10 straight weeks and finished ranked No. 22 in the coaches poll. The Tigers were also ranked in the top 25 during all 19 weeks. The pitching staff was one of the most consistent aspects of the team, as it easily led the nation in strikeout-to-walk ratio (3.93), while its 8.88

THE SEE FILE

Full Name: Andrew Christopher See
Born: Jan. 20, 1979 in Cumberland, Md.
Education: Bachelor's degree in sport industry at Ohio (2002) ... master's degree in coaching education at Ohio (2003).
Playing Experience: One-year letterman at Georgia (1998) ... three-year letterman at Ohio (1999-01) ... played three seasons (2001-03) in the minor leagues in the Frontier League.
Coaching Experience: Student assistant coach at Ohio (2002) ... graduate assistant coach at Ohio (2003) ... assistant coach at UNC Greensboro (2004) ... assistant coach/recruiting coordinator at Appalachian State (2005,06) ... assistant coach/recruiting coordinator at Ohio (2007-09) ... associate head coach/recruiting coordinator at Ohio (2010-12) ... assistant coach at Duke (2013-15) ... assistant coach at Clemson (2016-19).
Family: Wife, Shauna ... the couple has a daughter, Vail.

strikeouts per nine innings pitched was its best mark since 1996. Clemson had a 3.59 ERA and 562 strikeouts against only 143 walks. Pat Krall, a Senior CLASS Award finalist, was a Second-Team All-ACC selection, while Charlie Barnes was a Third-Team All-ACC pick.

See coached the 2016 team, who was ranked No. 15 in the final USA Today coaches poll, to 44 wins, the ACC championship and a top-eight national seed under first-year Head Coach Monte Lee. A major key was Clemson's 14 one-run wins and 5-1 record in extra-inning games. Krall, a first-team All-American, led the pitching staff, as he became the first Tiger in history to lead the team outright in wins (10) and saves (5) in a season. He was 10-2 with an ACC-best 1.67 ERA in 80.2 innings pitched over 29 appearances (three starts). For his efforts, he was named one of the top-11 assistant coaches in the nation after the season by D1Baseball. He was also rated tied for the 29th-best recruiter in the nation by D1Baseball prior to the 2017 season.

In 2014 and 2015, See led the Blue Devils to their best-two ERA marks since the advent of the aluminum bat. Despite his top-two starters suffering injuries in 2015, the staff had a 3.29 ERA, while his 2014 staff had a 3.14 ERA, the program's best mark since 1971 and its first sub-4.00 ERA since 1993.

The 2015 Blue Devil staff featured Michael Matuella, one of the best righthanders in the nation who was drafted in the third round. Duke had 441 strikeouts, third most in school history. In 2014, Duke totaled a school-record 501 strikeouts thanks in large part to Matuella and Drew Van Orden, who was drafted in the fifth round.

From 2007-12, See served as pitching coach and recruiting coordinator at his alma mater, Ohio. During his final three seasons with the Bobcat program, he served as associate head coach. His 2008 and 2010 recruiting classes earned honorable mention honors by Collegiate Baseball.

In 2005 and 2006, See was an assistant coach and recruiting coordinator at Appalachian State under Head Coach Chris Pollard after serving one season as an as-

sistant coach at UNC Greensboro in 2004, when he coached future major leaguer Danny Valencia. In the summer of 2005, he also was the head coach of the Southern Ohio Copperheads.

See started his coaching career as a student assistant coach (2002) and graduate assistant coach (2003) at Ohio. The 2003 Bobcat squad had a 35-23 record. See coached future major leaguers Adam Fox, Marc Krauss and Adam Russell during his two stints at Ohio.

See played three seasons at Ohio from 1999-01 after transferring from Georgia following his freshman campaign in 1998. In addition to playing center field and first base at Ohio, he was a starting pitcher in the weekend rotation for two years and served as the Bobcat closer as a senior.

See had a .350 career batting average with 33 home runs and 116 RBIs, while posting a 13-12 record with 125 strikeouts on the mound. He earned All-Mideast Region and First-Team All-MAC honors as a senior after leading the Bobcats with 17 homers, tied for third most in Ohio history, and a then-school-record 70 RBIs. He finished his career second in Bobcat history with a .647 career slugging percentage and was seventh in career home runs.

A native of Adrian, Mich., See played professionally for the Chillicothe Paints in the Frontier (Independent) League for three years (2001-03). During his final season, he led the team with eight saves while also serving as the team's bullpen coach.

See and his wife, Shauna, have a daughter, Vail. He graduated from Ohio in 2002 with a bachelor's degree in sport industry and earned a master's degree in coaching education from Ohio in 2003. See was born Jan. 20, 1979 in Cumberland, Md.

SEE'S COACHING RECORD

Year	School	Position(s)	W-L	NCAA
2002	Ohio	SA	26-25	
2003	Ohio	GA	35-23	
2004	UNC Greensboro	AC	33-21-1	
2005	Appalachian State	AC,RC	10-42	
2006	Appalachian State	AC,RC	24-31-1	
2007	Ohio	AC,RC	23-31	
2008	Ohio	AC,RC	29-30	
2009	Ohio	AC,RC	29-24	
2010	Ohio	AHC,RC	20-35	
2011	Ohio	AHC,RC	27-27	
2012	Ohio	AHC,RC	28-29	
2013	Duke	AC	26-29	
2014	Duke	AC	33-25	
2015	Duke	AC	31-22	
2016	Clemson	AC	44-20	Regional
2017	Clemson	AC	42-21	Regional
2018	Clemson	AC	47-16	Regional
2019	Clemson	AC	35-26	Regional

Seasons as a full-time NCAA coach:16
 Winning seasons:8
 NCAA Tournament appearances:4
 Record as an assistant coach: 481-429-2 (.529)
 Record as a head coach:0-0



VOLUNTEER ASSISTANT COACH JARED BROUGHTON



JARED BROUGHTON

50

VOLUNTEER ASSISTANT COACH
1ST SEASON AT CLEMSON
7TH SEASON OVERALL
DAYTON '13

THE BROUGHTON FILE

Full Name: Jared Dale Broughton
Born: Sept. 29, 1989 in Indianapolis, Ind.
Education: Bachelor's degree in economics from Dayton in 2013.
Playing Experience: Two-year letterman at Vincennes (2009,10) ... two-year letterman at Dayton (2012,13).
Coaching Experience: Assistant coach at Earlham (2014-16) ... associate head coach at Piedmont (2017-19).
Family: Engaged to Tia Seymour.

walkoff homer in the region tournament title game. He was later named an NJCAA All-American. Broughton also played at and graduated from Lutheran High School in Indianapolis, Ind.

He graduated from Dayton in 2013 with a degree in economics. He was also named a Presidential Scholar-Athlete Award nominee in his final semester at Dayton.

Broughton was born Sept. 29, 1989 in Indianapolis, Ind. and is engaged to Tia Seymour.

Jared Broughton is in his first year with the Tiger program as volunteer assistant coach in 2020. He was the associate head coach at Piedmont, a Division III school in Georgia, from 2017-19. Broughton joined the Piedmont coaching staff after a three-year stint as an assistant coach at Earlham (Division III) in Indiana.

Broughton helped guide the Lion program to a USA South Athletic Conference title in 2019 while helping to develop one of the most decorated players in program history, Brady Ballstadt.

Broughton helped guide the Lions to impressive marks, including being ranked as high as No. 10 in the nation and earning the top seed in the USA South Athletic Conference Tournament. The Lions had a 29-10 record in 2019, posting a 19-3 mark in league play. Six Lions earned USA South Athletic all-conference honors, and four players earned ABCA All-Region honors.

In his first two seasons, Broughton helped Piedmont to two straight USA South Athletic Conference Tournament runs, including in 2017 as the No. 8 seed. The Lions won four-straight elimination games to make it to the title game. He also led Piedmont to 126 stolen bases in 2017, second in the country, and the Lions totaled 144 stolen bases in 2018 with the assistance of Broughton, who was a speaker on basestealing at ABCA Barnstormers Clinic at Georgia in October 2018.

In three seasons as an assistant coach at Earlham, Broughton helped the program improve its win total each year, moving from a 21-18 record in 2014 to a school-best 29-14 record in 2016.

Broughton played his final two seasons at Dayton in 2012 and 2013 after receiving a medical redshirt in 2011. He helped the Flyers to 31 wins in 2012, including a 17-7 mark in the Atlantic 10 Conference. He also helped the Flyers to their first Atlantic 10 Conference Tournament championship in 2012 and the program's debut in the NCAA Tournament. Dayton, who led the nation with 164 steals, played in the College Station (Texas) Regional.

Before enrolling at Dayton, Broughton played two seasons (2009,10) at Vincennes, a member of the National Junior College Athletic Association, in Indiana. He began his reputation for helping programs to firsts at Vincennes, as he guided the program to its first appear-

ance in the NJCAA World Series in 2010 with a 30-21 record.

The Trailblazers were region champions in 2010, as Broughton was named region MVP after hitting a



BROUGHTON'S COACHING RECORD

Year	School	Position(s)	W-L	NCAA
2014	Earlham	AC	21-18	
2015	Earlham	AC	26-14	
2016	Earlham	AC	29-14	
2017	Piedmont	AHC	24-20	
2018	Piedmont	AHC	30-14	
2019	Piedmont	AHC	29-10	

Seasons as a full-time NCAA coach:6
 Winning seasons:6
 NCAA Tournament appearances:0
 Record as an assistant coach:159-90 (.639)
 Record as a head coach:0-0

STUDENT ASSISTANT COACH JACOB HENNESSY



JACOB HENNESSY

32

STUDENT ASSISTANT COACH
SENIOR • MOORE, S.C.

Jacob Hennessy is in his first year with the Tiger program as a student assistant coach in the 2020 season. Hennessy was both a starting pitcher and reliever on the 2017, 2018 and 2019 Clemson teams.

In his three-year career, the lefthander was 10-5 with three saves, a 3.94 ERA, .261 opponents' batting average and 130 strikeouts against 38 walks in 155.1 innings pitched over 61 appearances (20 starts). He is eighth in Tiger history in strikeout-to-walk ratio (3.42) and eighth in walks per nine innings pitched (2.20). Hennessy was also a two-time ACC Academic Honor Roll member.

In 2019, he was 4-1 with a 4.05 ERA in 53.1 innings pitched after winning the Dedication Award in 2018 for outstanding work in the strength training room. He earned All-ACC Academic honors as well in 2018, when he was 4-3 with a 3.91 ERA in 71.1 innings pitched. His

THE HENNESSY FILE

Full Name: Jacob David Hennessy
Born: Aug. 4, 1997 in Spartanburg, S.C.
Playing Experience: Three-year letterman at Clemson (2017-19).

consistency also showed in 2017, when he was 2-1 with three saves and a 3.82 ERA in 30.2 innings pitched.

Hennessy, a native of Moore, S.C., is majoring in management. He was born Aug. 4, 1997 in Spartanburg, S.C.



DIRECTOR OF OPERATIONS BRAD OWENS



BRAD OWENS

DIRECTOR OF OPERATIONS
13TH SEASON AT CLEMSON
ANDERSON (S.C.) '06

Owens, who is engaged to Emily Brown, was born Sept. 2, 1983 in Augusta, Ga.

Brad Owens is in his 13th season with the Tiger program in 2020, serving as director of operations. He is in charge of all team travel and camps for the program along with handling many other administrative duties.

The native of Barnwell, S.C., attended nearby Anderson (S.C.) University, where he was a four-time letterman. The righthanded middle reliever lettered from 2003-06 and served as team captain during his senior season. In his four-year career, he made 52 appearances (one start) on the mound and pitched 73.0 innings.

In both 2005 and 2006, he won the Trojan Challenge, the squad's offseason conditioning competition. Owens was also a member of the Carolinas-Virginia Athletic Conference All-Academic team as a senior and was a Dean's List student for three years.

During his playing days, Owens worked in a variety of roles at Anderson. He was a sports information department intern and later was an assistant. Owens was

also a residence advisor in the Anderson Residence Life Department.

In the summer of 2006, Owens was an operations assistant for the Greenville (S.C.) Drive (Boston Red Sox affiliate). He also served as a player development intern for the Red Sox during the 2007 season, including duties performed at spring training in Fort Myers, Fla.

During the 2006-07 academic year, Owens served as an administrative graduate assistant for the Student-Athlete Enrichment Programs on the Clemson campus. Owens provided academic advising for student-athletic staff members, including monitoring of grades along with assistance with registration, general guidance and daily communication with coaching staffs of various sports.

Owens, who had a 3.30 GPA in his career as an undergraduate, received a bachelor of science degree in business management from Anderson in 2006. He later earned his master's degree from Clemson in human resource development in 2008.



DIRECTOR OF PLAYER DEVELOPMENT BEN PAULSEN



BEN PAULSEN

DIRECTOR OF PLAYER DEVELOPMENT
2ND SEASON AT CLEMSON
CLEMSON '18

Ben Paulsen is in his second year with the Tiger program serving as director of player development in 2020. Paulsen spent the 2018 season as a student assistant coach at Clemson, as he returned to Tigertown to finish his degree requirements through the Tiger Trust program. He later served as the volunteer assistant coach at Georgia Southern in the fall of 2018.

Among Paulsen's responsibilities, he is in charge of player development, opponent scouting, facility organization, enhancement & technology, recruiting & alumni relations, student-athlete transition and student-athlete services.

As a student assistant coach in 2018, he helped the Tigers total 47 overall wins, 22 ACC regular-season victories, a share of the ACC regular-season title and an outright ACC Atlantic Division championship. Those four achievements were all firsts for the program since 2006. Clemson finished ranked as high as No. 12 in the nation by Perfect Game and were also ranked in the top 25 during all 19 weeks.

Clemson was third in the nation in homers (98) and had a school-record .975 fielding percentage as well. Seth Beer (first) and Logan Davidson (third) earned All-America honors, as Beer became just the second three-time All-American in Clemson history and was a first-round draft pick by the Houston Astros.

Paulsen, son of former Clemson assistant coach (2003-10) and current Winthrop Head Coach Tom Riginos, was a career .318 hitter with 45 doubles, five triples, 31 homers, 130 RBIs and four steals in 182 games (170 starts) over three seasons (2007-09) at Clemson.

The first baseman, who was drafted in the third round by the Colorado Rockies in 2009, played three



PAULSEN'S COACHING RECORD

Year	School	Position(s)	W-L	NCAA
2018	Clemson	SA	47-16	Regional
Seasons as a full-time NCAA coach:0				
Winning seasons:0				
NCAA Tournament appearances:0				
Record as an assistant coach:0-0				
Record as a head coach:0-0				

seasons (2014-16) in the majors with the Rockies, hitting .271 with 16 home runs and 70 RBIs in 186 games.

Paulsen, a native of Acworth, Ga., returned to Clemson through the Tiger Trust Program and graduated with a degree in business management in 2018. Paulsen, who is married to the former Kendall Hill, was born Oct. 27, 1987 in Plymouth, Wis.

CLEMSON TIGERS NETWORK

Tiger Baseball is broadcast over the airwaves in 2020 thanks to the Clemson Tigers Network, a property of JMI Sports. The official Clemson sports network joined the university as its broadcast partner in 2017. The Clemson Tigers Network broadcasts all games in the 2020 season, including all postseason contests.

The broadcasts begin 30 minutes prior to the start of each game, as it has comments and strategies from Head Coach Monte Lee. All radio broadcasts are available on ClemsonTigers.com.

CTN BASEBALL AFFILIATES

Location	Station	Frequency	Schedule
Camden, S.C.	WPUB	102.7 FM	Partial
Charleston, S.C.	WQSC	98.5 FM	Partial
Charlotte, N.C.	WZGV	730 AM	Partial
Clemson, S.C.	WCPC	105.5 FM	All
Columbia, S.C.	WCOS	1400 AM	All
Greenville, S.C.	ESPN Upstate	1330 AM	All
		97.7 FM	All
Hilton Head, S.C.	WHHW	1130 AM	Partial
		96.1 FM	Partial
Loris, S.C.	WLSC	1240 AM	Partial
Newberry, S.C.	WKDK	1240 AM	All

Rock Hill, S.C.	WRHI	1340 AM	Partial
		100.1 FM	Partial
Spartanburg, S.C.	ESPN Upstate	950 AM	All
		97.1 FM	All
Spartanburg, S.C.	WCPC	97.5 FM	All
Union, S.C.	WBCU	1460 AM	Partial
		103.5 FM	Partial

Note: Flagship station in **bold**; all correspondence concerning network clearances, advertising and formatting should be directed to **Alex Loeb** via phone at 864-210-1713 or via email at loeb@jmisports.com.

SUPPORT STAFF

ROBERTA BALLIET

Administrative Coordinator, Olympic Sports

Roberta Balliet, a native of Muncy, Pa., is in her 19th year at Clemson. She serves as administrative coordinator for Olympic sports, coordinates the Tiger Bat Girls and is the housing coordinator for the athletic department.

Balliet served as an assistant in the athletic department at Muncy High School, where she was head coach of the cheerleaders for many years. Her squads won numerous awards, locally, regionally, state-wide and nationally. She also served as game manager for women's basketball and scorekeeper for men's basketball.

Balliet owned and operated a bed & breakfast for several years. She served as president of the Muncy Area Chamber of Commerce and was a member of the board of directors of the Lycoming County Chamber of Commerce and the Muncy Business Association.

Balliet graduated from Muncy High School, where she was a cheerleader and member of the swim team. After graduation, she studied in Sweden, where she graduated from Kunghogskolan with a degree in humanistics.

She is a widow and mother of two sons, Andy (Clemson '98 (deceased)) and Keith, and a daughter-in-law, Corina. Balliet is a grandmother of two, Luke and Ava.

RICK FRANZBLAU

Director of Olympic Sports Strength & Conditioning

Rick Franzblau is in his fifth year as director of Olympic sports strength & conditioning and sixth with baseball. The previous five years, he served as an assistant director of Olympic sports strength & conditioning.

He is responsible for the supervision of other full-time strength & conditioning coaches, graduate assistants and volunteer interns. As an assistant, he was directly responsible for baseball, track & field, cross country, men's & women's golf, men's tennis and women's diving programs. He also worked as a graduate assistant at Clemson with football and Olympic sports.

At Clemson, Franzblau has worked with 10 ACC championship track & field squads. He has also worked with eight individual NCAA champions and seven track & field Olympians. In 2013, he worked with Brianna Rollins, the American recordholder in 100m hurdles.

Franzblau graduated in 2006 with a degree in history from Colgate, where he spent three years as a student assistant strength coach after his football career was cut short due to injuries. He is a certified strength & conditioning specialist through the NSCA and holds the SCCC certification through the CSCCA organization.

BRIAN HENNESSY

Senior Associate Director of Athletic Communications

Brian Hennessy is in his 19th year at Clemson and serves as a senior associate director of athletic communications. The Clemson, S.C. native also worked as a student and graduate assistant in the athletic communications office for six years (1995-00).

He is responsible for all operations for baseball and is the secondary football contact. He serves as coordinator of publications, as he was editor of Orange The Experience magazine from 2015-18. Hennessy also coordinates the office's photography, including managing the photographers and digital photo library.

He has written and edited the baseball guide (1998-00,03-20) and football guide (2002-14,17-19). He has received numerous CoSIDA honors for his baseball guides, including No. 1 national rankings in 2014 and 2017, and No. 2 rankings in 2005, 2015 and 2016.

He has been responsible for layout and editing of the football gameday programs since 2002 and had it ranked No. 1 in the nation for the 2015, 2016, 2017 and 2018 series, and No. 2 in 2008, 2012 and 2013.

He graduated from Clemson in 1998 and received a master's degree from Clemson in 2000.

TRAVIS JOHNSTON

Assistant Athletic Trainer

Travis Johnston is in his 12th year as an assistant athletic trainer working with the Clemson baseball program.

Johnston returned to Tigertown in July 2008 after a three-year stint at Auburn as an assistant athletic trainer.

He earned a bachelor's degree from Clemson in parks, recreation, & tourism management in 2001. While with the Clemson program, he worked as a student assistant in the athletic training room from 1999-02. Johnston worked as a graduate assistant at Auburn from 2003-05 and earned a master's degree in administration of higher education.

Johnston earned his certification as an athletic trainer in 2003. He is also a member of the National Athletic Trainers' Association (NATA) as well as the South Carolina Athletic Trainers' Association.

Furthermore, after obtaining his certificate in dry needling under the guidelines of Dr. Yun-tao Ma's Systemic Dry Needling for Sport Performance, Johnston actively practices this Integrative Dry Needling, Orthopedic therapy approach.

LINDSEY RICKETTS

Associate Director of Athletic Academic Services

Lindsey Ricketts is in her ninth season as the athletic academic advisor for the baseball team. She also serves as the advisor for the men's soccer squad. Ricketts is a member of the National Association of Academic Advising for Athletics (N4A) and received her individual certification in 2011.

The Pendleton, S.C., native is no stranger to the Clemson baseball program, as she served as a Tiger bat girl during the 2001-06 seasons while a student at Clemson.

Prior to advising, she worked at athletic academic services as an administrative assistant, where she coordinated the class attendance program and handled textbooks/supplies for scholarship student-athletes.

In 2004, Ricketts earned a bachelor of science degree in marketing, with an emphasis in sports, from Clemson. In 2006, she received a master's degree in human resource development, with a specialty in educational counseling, from Clemson.

Ricketts' father, Robert, was a long-standing administrator and associate athletic director in the Clemson athletic department as well.

MIKE WILSON

Director of Equipment, Olympic Sports

Mike Wilson is in his 15th year with the Clemson equipment room, 10th year working with Clemson baseball and seventh year as director of Olympic sports equipment. Better known as "House," Wilson served as a graduate assistant equipment manager for football at Clemson (2002-04) and student equipment manager for football at Clemson (1999-02).

Wilson is a 2002 and 2004 graduate of Clemson, as he earned his undergraduate degree in sociology and his master's degree in human resource development.

He is a certified equipment manager and member of the Athletic Equipment Managers Association. He is married to the former Meredith Fant of Union, S.C. The couple has a daughter, McLendon.



MEET THE TIGERS



CARSON SPIERS
2019 ALL-ACC SELECTION

VETERAN BIOS



KEYSHAWN ASKEW

46

LHP • L-L • 6-4 • 180 • SO. • 1VL
 POWDER SPRING, GA.
 McEACHERN HS
 SPORTS COMMUNICATION

Sophomore lefty who saw action as a starter and reliever in his first season ... has an unorthodox throwing motion ... No. 34 ACC prospect for the 2021 draft in the preseason by D1Baseball.

2019 (FRESHMAN)

Had a 2-1 record and 4.40 ERA in 16 appearances (nine starts) ... in 45.0 innings pitched, he allowed 46 hits (.275 opponents' batting average) and 15 walks with 36 strikeouts ... tied for fifth in the ACC in pickoffs (3) ... led the team in pickoffs ... had 54 groundball outs and 30 flyball outs ... did not allow any of his six inherited baserunners to score ... pitched 5.1 innings in a starting role, allowing two hits and one walk with six strikeouts to earn the win against Charlotte on Feb. 18; did not allow a hit in the first five innings; was his first

career appearance ... pitched 5.0 innings in a starting role, allowing one hit, no runs and no walks with three strikeouts to earn the win against East Tennessee State on Feb. 26; faced the minimum ... pitched 5.1 innings in a starting role, allowing five hits and one earned run with three strikeouts against No. 3 North Carolina on March 10 ... pitched 5.2 innings in a starting role, allowing five hits, one earned run and one walk with four strikeouts against Notre Dame on March 17 ... pitched 5.0 innings in a starting role, allowing one earned run and one walk with three pickoffs at Boston College on March 24 ... pitched 2.0 innings in relief, allowing two hits, no runs and no walks at Coastal Carolina on May 14 ... pitched 1.1 innings in relief, allowing one hit, no runs and no walks with one strikeout at No. 12 Mississippi in the Oxford Regional on June 1 ... No. 140 freshman in

ASKEW'S CAREER HIGHS

Total IP	5.2	Notre Dame	3-17-19
Scoreless IP	5.0	East Tennessee State	2-26-19
Hits	7	Boston College	3-24-19
Runs	4	many (2)	-----
Earned Runs	3	many (5)	-----
Walks	4	Florida State	4-14-19
Strikeouts	6	Charlotte	2-18-19

the nation in the preseason by Perfect Game ... No. 35 freshman in the ACC in the preseason by Perfect Game.

BEFORE CLEMSON

Second-team All-American by Perfect Game ... all-state and all-region selection ... lettered three times in baseball at McEachern High School, where he was coached by Karlton Schilling.

PERSONAL

Majoring in sports communication ... born Keyshawn Gerrod Askew on Jan. 5, 2000 in Powder Springs, Ga.

TIDBITS

- **Favorite hobby** - Listening to music
- **One fact that most people don't know** - Has watched every episode of The Office at least four times
- **Favorite food or candy** - Pizza
- **Ideal vacation spot** - Italy
- **Childhood hero** - David Price
- **One person, living or dead, to eat dinner with** - Playboi Carti



ASKEW'S CAREER STATS

OVERALL																						
Year	ERA	W-L	APP	GS	CG	SHO/CBO	SV	IP	H	R	ER	BB	SO	AB	O/BA	WP	HBP	BK	PO	A	E	Fld%
2019	4.40	2-1	16	9	0	0/0	0	45.0	46	28	22	15	36	167	.275	2	11	1	1	11	2	.857
ACC REGULAR SEASON																						
Year	ERA	W-L	APP	GS	CG	SHO/CBO	SV	IP	H	R	ER	BB	SO	AB	O/BA	WP	HBP	BK	PO	A	E	Fld%
2019	5.01	0-1	7	6	0	0/0	0	23.1	28	18	13	12	15	90	.311	1	7	1	0	8	2	.800



VETERAN BIOS



MAT CLARK

20

LHP • R-L • 6-0 • 190 • *JR. • 2VL
 HILTON HEAD ISLAND, S.C.
 HILTON HEAD ISLAND HS
 HEALTH SCIENCE

Was used as a situational lefthander and spot starter in 2018, but became a weekend starter in 2019 ... in 94.1 innings pitched over 33 appearances (12 starts) and two seasons, he has a 13-3 record and 2.86 ERA while allowing 71 hits (.205 opponents' batting average) and 27 walks with 83 strikeouts ... 10th in Tiger history in winning percentage (.813) ... two-time ACC Academic Honor Roll member.

2019 (REDSHIRT SOPHOMORE)

National Pitcher-of-the-Year Award Watch List member ... first-team All-Atlantic Region by ABCA ... Third-Team

All-ACC selection ... won the Stowe Award, given to the team's most valuable pitcher ... All-ACC Academic selection ... ACC Academic Honor Roll member ... had a 9-3 record and 3.21 ERA in 14 appearances (11 starts) ... in 73.0 innings pitched, he allowed 53 hits (.202 opponents' batting average) and 23 walks with 60 strikeouts ... third in the ACC in opponents' batting average, tied for fourth in wins, fifth in hits per nine innings pitched (6.53) and eighth in ERA ... led the team in wins ... had a 6-2 record, 3.25 ERA, .215 opponents' batting average and 43 strikeouts against 15 walks in nine ACC regular-season starts ... only allowed one steal in four attempts ... held opponents to a .133 batting average with two outs ... had a 6-0 record, 1.25 ERA, .168 opponents' batting average and 36 strikeouts against nine walks in 36.0 innings pitched over seven appearances (four starts) at home ... pitched 3.0 scoreless innings in relief with four strikeouts to earn the win against South Alabama on Feb. 15 ... pitched 1.2 innings in relief, allowing one hit with three strikeouts to earn the win in the first game of a doubleheader against Virginia Military on Feb. 23 ... pitched 4.1 innings in relief, allowing two hits, no runs and one walk with six strikeouts against South Carolina on March 1 ... pitched 6.0 innings in a starting role, allowing four hits, two runs and one walk with five strikeouts to earn the win in the second game of a doubleheader against No. 3 North Carolina on March 9; was his first career ACC start ... pitched 7.0 innings in a starting role, allowing three hits, no runs and no walks with seven strikeouts to earn the win against Notre Dame on March 16 ... pitched 5.2 innings in a starting role, allowing no walks with one strikeout to earn the win at Boston College on March 23 ... pitched 6.0 innings in a starting role, allowing two hits and one run with three strikeouts to earn the win at Virginia Tech on March 30 ... pitched 7.1 innings in a starting role, allowing four hits, one run and one walk with two strikeouts to earn the win against No. 8 Louisville on April 6; faced just three batters over the minimum ... pitched 6.2 innings in a starting role, allowing four hits and no earned runs with nine strikeouts to earn the win against Wake Forest on May 16 ... pitched a team-season-high 8.0 innings in a starting role, allowing one hit, one run and two walks with three strikeouts to earn the win against No. 7 Louisville in the ACC Tournament on May 23; retired the first 22 batters of the game and took a no-hitter into

CLARK'S CAREER HIGHS

Total IP	8.0	Louisville	5-23-19
Scoreless IP	7.0	Notre Dame	3-16-19
Hits	8	NC State	5-10-19
Runs	5	Florida State	4-13-19
Earned Runs	5	Florida State	4-13-19
Walks	4	Wake Forest	5-16-19
Strikeouts	9	Wake Forest	5-16-19

the ninth inning in throwing just 92 pitches; earned All-ACC Tournament honors as one of two starting pitchers; named one of seven national players-of-the-week by Collegiate Baseball.

2018 (REDSHIRT FRESHMAN)

ACC Academic Honor Roll member ... had a 4-0 record and 1.69 ERA in 19 appearances (one start) ... in 21.1 innings pitched, he allowed 18 hits (.217 opponents' batting average) and four walks with 23 strikeouts ... struck out both batters he faced in the 10th inning to earn his first career win against Winthrop on Feb. 27 ... retired the only batter he faced in relief to earn the win against No. 23 South Carolina at Greenville, S.C. on March 3 ... pitched 1.1 perfect innings in relief with three strikeouts against Presbyterian College on April 25 ... pitched 5.2 innings in his first career start, allowing five hits, one earned run and no walks with five strikeouts to earn the win at Kennesaw State on May 15 ... pitched 2.2 innings in relief with two strikeouts to earn the win against Notre Dame in the ACC Tournament on May 23 ... pitched 1.1 innings in relief, allowing no runs and no walks with two strikeouts against Vanderbilt in the Clemson Regional on June 2.

2017 (FRESHMAN)

Redshirted as a member of the developmental squad ... No. 110 freshman in the ACC in the preseason by Perfect Game.

BEFORE CLEMSON

Top-500 player in the nation by Perfect Game ... three-time all-state and three-time all-region ... area player-of-the-year ... three-time team MVP ... lettered five times in baseball at Hilton Head Island High School, where he was coached by Blair Carson.

PERSONAL

Majoring in health science ... born Mathew Davis Clark on Sept. 22, 1997 in Hilton Head Island, S.C.

TIDBITS

- **Favorite hobbies** - Golfing and kayaking
- **One fact that most people don't know** - Can play the ukulele
- **Favorite food or candy** - Steak and a sweet potato
- **Proudest childhood accomplishment** - His Little League did not lose a game for three straight seasons
- **Ideal vacation spot** - Fiji
- **Childhood hero** - His father, who taught him how to play baseball
- **One person, living or dead, to eat dinner with** - Sandy Koufax

CLARK'S CAREER STATS

OVERALL

Year	ERA	W-L	APP	GS	CG	SHO/CBO	SV	IP	H	R	ER	BB	SO	AB	O/BA	WP	HBP	BK	PO	A	E	Fld%
2018	1.69	4-0	19	1	0	0/1	0	21.1	18	5	4	4	23	83	.217	5	0	0	3	3	0	1.000
2019	3.21	9-3	14	11	0	0/0	0	73.0	53	32	26	23	60	263	.202	0	2	0	1	7	1	.889
Totals	2.86	13-3	33	12	0	0/1	0	94.1	71	37	30	27	83	346	.205	5	2	0	4	10	1	.933

ACC REGULAR SEASON

Year	ERA	W-L	APP	GS	CG	SHO/CBO	SV	IP	H	R	ER	BB	SO	AB	O/BA	WP	HBP	BK	PO	A	E	Fld%
2018	1.93	0-0	6	0	0	0/0	0	4.2	2	1	1	3	2	14	.143	3	0	0	0	1	0	1.000
2019	3.25	6-2	9	9	0	0/0	0	52.2	41	24	19	15	43	191	.215	0	1	0	1	4	0	1.000
Totals	3.14	6-2	15	9	0	0/0	0	57.1	43	25	20	18	45	205	.210	3	1	0	1	5	0	1.000

VETERAN BIOS



MATT COOPER

26

OF/1B/C • R-R • 6-3 • 210 • JR. • 2VL
VIRGINIA BEACH, VA.
NORFOLK ACADEMY
MANAGEMENT

A career .227 hitter in 16 games (four starts) over two seasons ... has a double, three RBIs and two walks.

2019 (SOPHOMORE)

Hit .200 with a double, three RBIs and two walks in nine games (two starts, including one in right field and one as the DH) ... played for Charlottesville in the Valley Baseball League in the summer, where he hit .227 in eight games ... played for Front Royal in the Valley Baseball League in the summer, where he hit .267 in 22 games.

2018 (FRESHMAN)

Hit .286 with a .375 on-base percentage and hit-by-pitch in seven games (two starts as the DH) ... played for Orange County in the California Collegiate League in the summer, where he hit .241 in 28 games.

BEFORE CLEMSON

First-team all-state and all-conference selection as a senior ... lettered five times in baseball at Norfolk Academy, where he was coached by Tim Lavigne.

COOPER'S CAREER HIGHS

Runs	0	-----	-----
Hits	2	Charleston Southern	3-13-18
Doubles	1	College of Charleston	3-19-19
Home Runs	0	-----	-----
RBIs	2	College of Charleston	3-19-19
Walks	1	many (2)	-----
Steals	0	-----	-----

PERSONAL

Majoring in management ... born Matthew Joseph Cooper on July 21, 1998 in Virginia Beach, Va.

TIDBITS

- **Favorite hobbies** - Surfing, hunting, fishing and hanging out with friends
- **Interesting fact about family/parents** - His sister played volleyball at Randolph-Macon
- **One fact that most people don't know** - Can play guitar
- **Favorite food or candy** - Seafood
- **Proudest childhood accomplishment** - Attaining a yellow belt in karate
- **Ideal vacation spot** - Virginia Beach, Va.
- **Childhood hero** - Superman
- **One person, living or dead, to eat dinner with** - Ryan Zimmerman

COOPER'S CAREER STATS

OVERALL																							
Year	Avg	GP-GS	AB	R	H	2B	3B	HR	RBI	TB	Slg%	BB	HP	SO	GDP	OB%	SF	SH	SB	PO	A	E	Fld%
2018	.286	7-2	7	0	2	0	0	0	0	2	.286	0	1	2	1	.375	0	0	0-1	2	0	0	1.000
2019	.200	9-2	15	0	3	1	0	0	3	4	.267	2	0	6	0	.294	0	0	0-0	2	0	1	.667
Totals	.227	16-4	22	0	5	1	0	0	3	6	.273	2	1	8	1	.320	0	0	0-1	4	0	1	.800

ACC REGULAR SEASON																							
Year	Avg	GP-GS	AB	R	H	2B	3B	HR	RBI	TB	Slg%	BB	HP	SO	GDP	OB%	SF	SH	SB	PO	A	E	Fld%
2018	.000	4-0	3	0	0	0	0	0	0	0	.000	0	0	1	1	.000	0	0	0-0	1	0	0	1.000
2019	.200	4-0	5	0	1	0	0	0	0	1	.200	1	0	2	0	.333	0	0	0-0	0	0	1	.000
Totals	.125	8-0	8	0	1	0	0	0	0	1	.125	1	0	3	1	.222	0	0	0-0	1	0	1	.500



DREW DONATHAN

51

C • R-R • 6-1 • 205 • *SO. • 1VL
CHARLOTTE, N.C.
CHARLOTTE CHRISTIAN SCHOOL
MANAGEMENT

Catcher who has been a spot starter and pinch-hitter.

2019 (SOPHOMORE)

Suffered a leg injury in the fall and redshirted ... played for Forest City in the Coastal Plain League in the summer.

2018 (FRESHMAN)

Hit .263 with two RBIs, a .400 on-base percentage, four walks and a hit-by-pitch 11 games (five starts as the DH)

... played for Gastonia in the Coastal Plain League in the summer, where he played eight games.

BEFORE CLEMSON

Powerade State Games participant as a junior ... all-state selection as a junior and senior ... all-conference selection as a sophomore, junior and senior ... lettered four times in baseball at Charlotte Christian School, where he was coached by Greg Simmons.

DONATHAN'S CAREER HIGHS

Runs	0	-----	-----
Hits	1	many (5)	-----
Doubles	0	-----	-----
Home Runs	0	-----	-----
RBIs	1	many (2)	-----
Walks	1	many (4)	-----
Steals	0	-----	-----

PERSONAL

His father, Tom, played golf at East Carolina ... majoring in management ... born Drew Donathan on Feb. 28, 1998 in Charlotte, N.C.

TIDBITS

- **Favorite hobby** - Watching historical documentaries
- **Interesting facts about family/parents** - His siblings have no middle names, and neither does he
- **One fact that most people don't know** - His first crush was Cindy Lou Who from The Grinch
- **Favorite food or candy** - Applebee's 2 for \$20 meals
- **Proudest childhood accomplishment** - Hitting his first grand slam at Cooperstown Dreams Park
- **Ideal vacation spot** - Anywhere in the Caribbean
- **Childhood hero** - John Cena

DONATHAN'S CAREER STATS

OVERALL																							
Year	Avg	GP-GS	AB	R	H	2B	3B	HR	RBI	TB	Slg%	BB	HP	SO	GDP	OB%	SF	SH	SB	PO	A	E	Fld%
2018	.263	11-5	19	0	5	0	0	0	2	5	.263	4	1	8	1	.400	1	0	0-0	1	0	0	1.000

ACC REGULAR SEASON																							
Year	Avg	GP-GS	AB	R	H	2B	3B	HR	RBI	TB	Slg%	BB	HP	SO	GDP	OB%	SF	SH	SB	PO	A	E	Fld%
2018	.300	5-3	10	0	3	0	0	0	0	3	.300	2	0	7	0	.417	0	0	0-0	0	0	0	-----

VETERAN BIOS



EVAN ESTRIDGE

52

RHP • R-R • 6-3 • 220 • *JR. • RS
 CHAPIN, S.C.
 NEWBERRY COLLEGE
 BIOLOGICAL SCIENCES

Eligible in 2020 after sitting out in 2019 ... will compete for innings out of the bullpen.

2019 (JUNIOR)

Sat out due to NCAA transfer rules ... played for High Point-Thomasville in the Coastal Plain League during the summer, where he was 1-3 with a 4.55 ERA and 35 strikeouts against eight walks in 29.2 innings pitched over eight starts; Coastal Plain League All-Star Game selection.

BEFORE CLEMSON

Played two seasons at Newberry, where he was coached by former Tiger players Russell Triplett (head coach) and P.J. Zocchi (assistant coach) ... had a 2-7 record with a 5.61 ERA and 44 strikeouts against 16 walks in 67.1 innings pitched over 13 appearances (12 starts) in the 2018 season ... was 5-3 with a 4.63 ERA and 49 strikeouts against 12 walks in 68.0 innings pitched over 14 appearances (12 starts) in 2017 ... North-South All-Star Game selection ... all-state and all-region dur-

ing his sophomore and senior seasons at Chapin High School... region player-of-the-year during his senior season ... member of the region championship team as a senior ... lettered four times in baseball and four times in football at Chapin High School, where he was coached by Scott McLeod.

PERSONAL

Majoring in biological sciences ... born Evan Wilson Estridge on Feb. 27, 1998 in LaGrange, Ga.

TIDBITS

- **Favorite hobby** - Hanging out with friends and family on the lake
- **Interesting facts about family/parents** - All of his brother's major internal organs are on the opposite side of his body
- **One fact that most people don't know** - Has seen every Harry Potter movie at least five times
- **Favorite food or candy** - Pancakes
- **Proudest childhood accomplishment** - Was the first person to ever hit a home run in the Chapin ages 9-10 league
- **Ideal vacation spot** - Santorini, Greece
- **Childhood hero** - Chipper Jones
- **One person, living or dead, to eat dinner with** - His great-grandfather, who served in World War II



CHAD FAIREY

35

1B/OF • L-R • 6-2 • 210 • SO. • 1VL
 GREENWOOD, S.C.
 NINETY SIX HS
 PARKS, RECREATION & TOURISM MANAGEMENT

Power-hitting sophomore who emerged late in the 2019 season to become a starter ... will compete for a starting spot at first base and in the outfield ... one of 19 Tigers from the state of South Carolina.

2019 (FRESHMAN)

Hit .175 with 10 runs, three homers, 10 RBIs, a .366 on-base percentage, 18 walks and a hit-by-pitch in 30 games (17 starts, including nine in left field and eight as the DH) ... started the season 0-for-24, but was 11-for-39 (.282) with three home runs, 10 RBIs and a .417 on-base percentage in the last 12 games (11 starts)... hit a pinch-hit, run-scoring single against Gardner-Webb on May 4; was his first career hit ... went 2-for-5 with his first career home run, four RBIs and two runs against The Citadel on May 8 ... hit a home run at No. 16 NC State on May 10 ... went 2-for-4 with an RBI and a walk at No. 16 NC State on May 11 ... went 1-for-3 with a two-run homer and walk against Wake Forest on May 18 ... No. 123 freshman in the ACC in the preseason by Perfect Game ... played for Wilmington in the Coastal

Plain League in the summer, where he hit .262 with two doubles, four homers, 25 RBIs, 17 runs and eight steals in 37 games.

BEFORE CLEMSON

North-South All-Star Game selection ... three-time all-state selection and four-time all-region selection at Ninety Six High School ... team MVP during his junior and senior seasons ... member of the state championship team during his freshman season ... member of the region championship team during his freshman, sophomore and senior seasons ... lettered four times in baseball and two times in football at Ninety Six High School, where he was coached by Chad Ellis.

PERSONAL

His father, Clint, played baseball at Western Carolina from 1986-89 under former Clemson Head Coach Jack Leggett ... his uncle, Burke, played baseball at Clemson from 1985-88; hit .291 with 71 hits, 20 doubles, five triples, four homers, 38 RBIs, 56 runs and eight stolen

FAIREY'S CAREER HIGHS

Runs	2	The Citadel	5-8-19
Hits	2	many (2)	-----
Doubles	0	-----	-----
Home Runs	1	many (3)	-----
RBIs	4	The Citadel	5-8-19
Walks	3	Coastal Carolina	5-14-19
Steals	0	-----	-----

bases in 121 career games ... his grandfather, Jim, played six major league seasons with the Los Angeles Dodgers (1968,73) and Montreal Expos (1969-72) ... majoring in parks, recreation & tourism management ... born Charles Burke Fairey on Feb. 20, 2000 in Greenwood, S.C.

TIDBITS

- **Favorite hobbies** - Going to the lake, hanging out with friends, hunting and fishing
- **Interesting fact about family/parents** - His grandfather played baseball for the Expos and Dodgers
- **One fact that most people don't know** - Has been to over 20 states and five countries
- **Favorite food or candy** - Escargot
- **Proudest childhood accomplishment** - Saved eight puppies and found them all homes when he was 15
- **Ideal vacation spot** - Any beach with good weather and a breeze
- **Childhood hero** - His father
- **One person, living or dead, to eat dinner with** - Plato

FAIREY'S CAREER STATS

OVERALL																							
Year	Avg	GP-GS	AB	R	H	2B	3B	HR	RBI	TB	Slg%	BB	HP	SO	GDP	OB%	SF	SH	SB	PO	A	E	Fld%
2019	.175	30-17	63	10	11	0	0	3	10	20	.317	18	1	23	0	.366	0	0	0-0	17	0	1	.944
ACC REGULAR SEASON																							
Year	Avg	GP-GS	AB	R	H	2B	3B	HR	RBI	TB	Slg%	BB	HP	SO	GDP	OB%	SF	SH	SB	PO	A	E	Fld%
2019	.214	15-7	28	3	6	0	0	2	5	12	.429	8	0	12	0	.389	0	0	0-0	5	0	0	1.000

VETERAN BIOS



ADAM HACKENBERG

17

C • R-R • 6-1 • 225 • SO. • 1VL
 PALMYRA, VA.
 MILLER SCHOOL OF ALBEMARLE
 FINANCIAL MANAGEMENT

Catcher who has the opportunity to become a starter ... has shown power and good defensive abilities ... No. 41 ACC prospect for the 2021 draft in the preseason by D1Baseball.

2019 (FRESHMAN)

ACC Academic Honor Roll member ... hit .143 with six runs, two doubles, three homers, 10 RBIs, a .457 slugging percentage, .295 on-base percentage, seven walks and a hit-by-pitch in 21 games (nine starts at catcher) ... went 1-for-3 with a homer, two RBIs and a walk against Charlotte on Feb. 18 ... hit a three-run homer in the second game of a doubleheader against Virginia Military on Feb. 23 ... hit a three-run homer against No. 11 Coastal Carolina on March 13 ... No. 40 freshman in the nation in the preseason by Perfect Game ... No. 11 freshman in the ACC in the preseason by Perfect Game ... No. 34

freshman in the ACC in the preseason by D1Baseball ... played for Hyannis in the Cape Cod League in the summer, where he hit .169 with a double, two homers, five RBIs and six runs in 22 games.

BEFORE CLEMSON

Drafted in the 39th round (No. 1,172 overall pick) by the Kansas City Royals ... state player-of-the-year as a senior ... three-time, first-team all-state ... member of the state championship team as a junior and senior ... two-time all-state linebacker ... lettered five times in baseball and two times in football at Miller School of Albemarle, where he was coached by Billy Wagner.

PERSONAL

His father, Erick, played football at Virginia ... his mother, Nicole, played volleyball at Lehigh ... his brother, Chris-

HACKENBERG'S CAREER HIGHS

Runs	1	many (6)	-----
Hits	1	many (5)	-----
Doubles	1	many (2)	-----
Home Runs	1	many (3)	-----
RBIs	3	many (2)	-----
Walks	1	many (7)	-----
Steals	0	-----	-----

... tian, was a quarterback at Penn State from 2013-15 and was a member of the New York Jets ... his brother, Brandon, was a junior on the Penn State men's soccer team in 2019 ... his uncle, J.D. Hackenberg, played football at Army ... majoring in financial management ... born Adam Mitchell Hackenberg on Sept. 8, 1999 in Palmyra, Va.

TIDBITS

- **Favorite hobby** - Playing Madden
- **Interesting fact about family/parents** - His brother, Christian, played quarterback at Penn State
- **One fact that most people don't know** - Went to a military high school in Virginia
- **Favorite food or candy** - Steak and white chocolate Reese's
- **Proudest childhood accomplishment** - Winning back-to-back state championships his junior and senior years of high school
- **Ideal vacation spot** - Cape Cod
- **Childhood hero** - Joe Mauer
- **One person, living or dead, to eat dinner with** - Pat Tillman



HACKENBERG'S CAREER STATS

OVERALL																					
Year	Avg	GP-GS	AB	R	H	2B	3B	HR	RBI	TB	Slg%	BB	HP	SO	GDP	OB%	SF	SH	SB	PO	A
2019	.143	21-9	35	6	5	2	0	3	10	16	.457	7	1	19	0	.295	1	0	0-0	106	7
ACC REGULAR SEASON																					
Year	Avg	GP-GS	AB	R	H	2B	3B	HR	RBI	TB	Slg%	BB	HP	SO	GDP	OB%	SF	SH	SB	PO	A
2019	.000	7-1	8	2	0	0	0	0	0	0	.000	3	0	3	0	.273	0	0	0-0	14	1

VETERAN BIOS



SAM HALL

5

INF/OF • R-R • 6-1 • 190 • JR. • 2VL
HAMPSTEAD, N.C.
TOPSAIL HS
SPORTS COMMUNICATION

Junior who played sparingly during the first half of his freshman season in 2018, but came on to be an everyday starter late in the year ... was the leadoff batter for most of the 2019 season ... has good speed and the versatility to play in the infield and outfield ... a career .253 hitter with a .388 slugging percentage and .360 on-base percentage in 86 games (82 starts) over two seasons ... has 16 doubles, nine homers, 39 RBIs, 77 runs, 44 walks, 11 hit-by-pitches and 38 steals ... No. 44 ACC prospect for the 2020 draft in the preseason by D1Baseball.

2019 (SOPHOMORE)

Hit .257 with 59 runs, 12 doubles, seven homers, 32 RBIs, a .390 slugging percentage, .365 on-base percentage, 38 walks, six hit-by-pitches and 30 steals in 61 games (61 starts, including 21 in left field, 20 at second base, seven at third base, seven in center field and six in right field) ... tied for 10th in Tiger history in steals and the most by a Tiger since 1994 ... tied for 19th in the nation in steals ... first in the ACC in steals (first Tiger to lead the ACC in steals since 1994) and eighth in at-

bats (249) ... led the team in runs and steals ... tied for the team lead in games and starts ... one of three Tigers to start all 61 games ... had 17 multiple-hit games ... started 54 of the 61 games in the leadoff spot in the batting order ... hit a team-high .358 with two outs ... had three outfield assists ... had a .966 fielding percentage as a second baseman ... went 2-for-3 with a homer, RBI, three runs, two walks and two steals in the first game of a doubleheader against South Alabama on Feb. 16 ... went 2-for-2 with a grand slam, two runs, a walk, two hit-by-pitches and two steals against Virginia Military on Feb. 24 ... went 2-for-3 with a homer, two RBIs, three runs, two walks and two steals against South Carolina at Greenville, S.C. on March 2 ... went 3-for-4 with a double, run and steal at South Carolina on March 3; received the Bob Bradley Award, as he was 5-for-10 with a homer, double, three RBIs, a team-season-high-tying four runs, a .571 on-base percentage and three steals in the series ... went 4-for-6 with two doubles, four RBIs, three runs and an outfield assist in the second game of a doubleheader against No. 3 North Carolina on March 9 ... went 2-for-4 with a double, two runs, a walk and steal against No. 3 North Carolina on March 10; hit a two-out double in the ninth inning and scored the tying run on Logan Davidson's walkoff homer ... went 2-for-4 with a run, two walks and a team-season-high three steals at Virginia Tech on March 30 ... went 2-for-4 with a double and two RBIs against No. 8 Louisville on April 6 ... hit a homer at Florida State on April 13 ... went 3-for-5 with two homers, three RBIs, three runs and a steal against Duke on April 19 ... went 2-for-5 with a homer, two RBIs, two runs and two steals against Duke on April 20; was 6-for-15 (.400) with three homers, six RBIs, five runs and four steals in the series ... went 2-for-4 with a four runs, a walk and steal at No. 11 Georgia Tech on April 28 ... hit a two-out, go-ahead, run-scoring single in the 10th inning at No. 16 NC State on May 11 ... went 2-for-3 with a run and two walks at Coastal Carolina on May 14 ... No. 30 ACC prospect for the 2020 draft in the preseason by D1Baseball ... played for Yarmouth-Dennis in the Cape Cod League in the summer, where he hit .189 with two doubles, five RBIs, three runs and four steals in 33 games.

2018 (FRESHMAN)

Hit .239 with 18 runs, four doubles, two homers, seven RBIs, a .341 on-base percentage, six walks, five hit-by-

HALL'S CAREER HIGHS

Runs	4	many (2)	-----
Hits	4	North Carolina	(2)3-9-19
Doubles	2	North Carolina	(2)3-9-19
Home Runs	2	Duke	4-19-19
RBIs	4	many (2)	-----
Walks	3	Illinois	5-31-19
Steals	3	Virginia Tech	3-30-19

pitches and eight steals in 25 games (21 starts, including 16 in left field, four at second base and one at third base) ... committed only one error in 43 chances (.977 fielding percentage), including none in 17 chances as an infielder ... hit .316 with a .409 on-base percentage as the leadoff batter of an inning ... as a pinch-runner with two outs in the ninth inning, he stole second base and scored the tying run against William & Mary on Feb. 16 ... went 2-for-4 with an RBI, a run, walk and steal against Presbyterian College on April 25; was his first career start ... went 2-for-4 with a double, two runs and a steal at Virginia on April 28 ... went 2-for-5 with his first career homer and two runs at Virginia on April 29 ... went 2-for-3 with an RBI, two runs, a hit-by-pitch and two steals against Western Carolina on May 9 ... went 1-for-1 with a double, four runs, two walks and a hit-by-pitch against Notre Dame in the ACC Tournament on May 23 ... No. 116 freshman in the nation in the preseason by Perfect Game ... No. 22 freshman in the ACC in the preseason by Perfect Game ... No. 33 freshman in the ACC in the preseason by D1Baseball ... played for Kalamazoo in the Northwoods League in the summer, where he hit .211 in 26 games.

BEFORE CLEMSON

All-county, all-area and all-conference selection as a sophomore, junior and senior ... member of the state championship team as a freshman and runnerup as a junior ... member of the conference championship team as a freshman and sophomore ... lettered four times in baseball at Topsail High School, where he was coached by Granville Gehris.

PERSONAL

Majoring in sports communication ... born Joseph Samuel Lee Hall on Jan. 27, 1999 in Little Rock, Ark.

TIDBITS

- **Favorite hobbies** - Watching movies and playing Super Smash Brothers
- **Interesting facts about family/parents** - His mother is a first-grade teacher and his sister has aspirations to go to law school
- **One fact that most people don't know** - Loves thunderstorms and rain
- **Favorite food or candy** - Italian food and Sour Patch Kids
- **Proudest childhood accomplishment** - Won a Home Run Derby in a North Carolina state tournament when he was eight
- **Ideal vacation spot** - A ranch in Montana
- **Childhood hero** - Batman
- **One person, living or dead, to eat dinner with** - Bruce Lee

HALL'S CAREER STATS

OVERALL

Year	Avg	GP-GS	AB	R	H	2B	3B	HR	RBI	TB	Slg%	BB	HP	SO	GDP	OB%	SF	SH	SB	PO	A	E	Fld%
2018	.239	25-21	71	18	17	4	0	2	7	27	.380	6	5	16	0	.341	0	1	8-10	30	12	1	.977
2019	.257	61-61	249	59	64	12	0	7	32	97	.390	38	6	58	2	.365	3	1	30-37	96	62	8	.952
Totals	.253	86-82	320	77	81	16	0	9	39	124	.388	44	11	74	2	.360	3	2	38-47	126	74	9	.957

ACC REGULAR SEASON

Year	Avg	GP-GS	AB	R	H	2B	3B	HR	RBI	TB	Slg%	BB	HP	SO	GDP	OB%	SF	SH	SB	PO	A	E	Fld%
2018	.250	11-9	32	8	8	2	0	2	4	16	.500	0	3	6	0	.314	0	0	1-3	14	10	0	1.000
2019	.256	30-30	129	27	33	7	0	4	17	52	.403	14	2	37	1	.336	1	1	12-15	53	39	3	.968
Totals	.255	41-39	161	35	41	9	0	6	21	68	.422	14	5	43	1	.331	1	1	13-18	67	49	3	.975

VETERAN BIOS



BRYAR HAWKINS

10

INF • R-R • 6-0 • 195 • SO. • 1VL
CUMMING, GA.
WEST FORSYTH HS
SPORTS COMMUNICATION

Sophomore who was one of the team's top hitters and showed flashes of power in 2019 ... will compete for a starting spot on the infield.

2019 (FRESHMAN)

Hit .287 with 31 runs, eight doubles, a triple, seven homers, 23 RBIs, a .452 slugging percentage, .365 on-base percentage, 18 walks, five hit-by-pitches and two steals in 52 games (46 starts, including 30 at first base and 16 as the DH) ... hit .324 with six homers, four doubles, 13 RBIs, 25 runs, a .400 on-base percentage and two steals in 30 ACC regular-season games (28 starts) ... had 13 multiple-hit games ... had five two-hit games in a row from March 24-31 ... had an 11-game hitting streak in April ... hit a pinch-hit, three-run homer in the second game of a doubleheader against Virginia

Military on Feb. 23; was his first career game ... went 4-for-5 with a homer, three RBIs, three runs and a hit-by-pitch in the second game of a doubleheader against No. 3 North Carolina on March 9 ... went 2-for-2 with a double, RBI, three runs and two walks at Virginia Tech on March 30 ... went 2-for-4 with two RBIs, two runs and a walk at Virginia Tech on March 31; was 6-for-11 (.545) with two doubles, four RBIs, six runs, three walks and a .643 on-base percentage in the series ... hit a homer against No. 8 Louisville on April 6 ... hit a homer at Florida State on April 13 ... had a triple and an RBI at Georgia on April 16; tied the school record with nine at-bats ... went 4-for-5 with two homers and a steal at No. 11 Georgia Tech on April 26 ... went 1-for-3 with a homer and walk against Wake Forest on May 16 ... went 2-for-3 with two runs, two walks and a steal against Wake

HAWKINS' CAREER HIGHS

Runs	3	many (2)	-----
Hits	4	many (2)	-----
Doubles	1	many (8)	-----
Home Runs	2	Georgia Tech	4-26-19
RBIs	3	many (2)	-----
Walks	2	many (4)	-----
Steals	1	many (2)	-----

Forest on May 17 ... went 3-for-3 with a double, run, walk and hit-by-pitch against Jacksonville State in the Oxford Regional on June 2 ... No. 143 freshman in the ACC in the preseason by Perfect Game.

BEFORE CLEMSON

All-state selection ... region MVP as a junior ... lettered four times in baseball at West Forsyth High School, where he was coached by Mike Pruitt.

PERSONAL

Majoring in sports communication ... born Robert Bryar Hawkins on June 9, 1999 in Cumming, Ga.

TIDBITS

- **Favorite hobbies** - Hunting, fishing and cooking
- **One fact that most people don't know** - Played a baseball game with a ruptured appendix
- **Favorite food or candy** - Macaroni and cheese
- **Ideal vacation spot** - Bora Bora
- **Childhood hero** - Chipper Jones
- **One person, living or dead, to eat dinner with** - Steve Carell



HAWKINS' CAREER STATS

OVERALL																							
Year	Avg	GP-GS	AB	R	H	2B	3B	HR	RBI	TB	Slg%	BB	HP	SO	GDP	OB%	SF	SH	SB	PO	A	E	Fld%
2019	.287	52-46	188	31	54	8	1	7	23	85	.452	18	5	58	4	.365	0	0	2-2	244	18	2	.992
ACC REGULAR SEASON																							
Year	Avg	GP-GS	AB	R	H	2B	3B	HR	RBI	TB	Slg%	BB	HP	SO	GDP	OB%	SF	SH	SB	PO	A	E	Fld%
2019	.324	30-28	111	25	36	4	0	6	13	58	.523	12	2	39	2	.400	0	0	2-2	132	12	2	.986

VETERAN BIOS



ELIJAH HENDERSON

6

OF • R-R • 5-10 • 170 • *SO • 1VL
GREER, S.C.
BLUE RIDGE HS
AGRIBUSINESS

Played as an infielder in 2018 and an outfielder in 2019.

2019 (REDSHIRT FRESHMAN)

Hit .156 with three runs, a homer, five RBIs, a .270 on-base percentage and five walks in 19 games (eight starts in left field) ... went 1-for-2 with his first career homer and a walk against No. 8 Louisville on April 5 ... played for Forest City in the Coastal Plain League in the summer, where he hit .270 in 35 games; All-Star Game selection; second-team All-CPL selection.

2018 (FRESHMAN)

Redshirted ... played for Forest City in the Coastal Plain League, where he hit .250 in 34 games; named to the Coastal Plain League Select Team.

BEFORE CLEMSON

South Carolina Select Team participant ... three-time all-state and all-region selection ... region player-of-the-year as a senior ... lettered four times in baseball at Blue Ridge High School, where he was coached by Travis Henson.

HENDERSON'S CAREER HIGHS

Runs	1	many (3)	-----
Hits	1	many (5)	-----
Doubles	0	-----	-----
Home Runs	1	Louisville	4-5-19
RBIs	2	Virginia Tech	3-29-19
Walks	2	Boston College	3-24-19
Steals	0	-----	-----

PERSONAL

Personal: Majoring in agribusiness ... born Elijah Manning Henderson on Sept. 23, 1998 in Greenville, S.C.

TIDBITS

- **Favorite hobbies** - Hunting and fishing
- **Interesting facts about family/parents** - His mother is a retired dental hygienist
- **One fact that most people don't know** - Enjoys going to class
- **Favorite food or candy** - Steak and sushi
- **Proudest childhood accomplishment** - Winning his high school's regional tournament
- **Ideal vacation spot** - Any beach in Mexico
- **Childhood hero** - Derek Jeter
- **One person, living or dead, to eat dinner with** - George Washington

HENDERSON'S CAREER STATS

OVERALL																							
Year	Avg	GP-GS	AB	R	H	2B	3B	HR	RBI	TB	Slg%	BB	HP	SO	GDP	OB%	SF	SH	SB	PO	A	E	Fld%
2019	.156	19-8	32	3	5	0	0	1	5	8	.250	5	0	9	0	.270	0	0	0-1	8	0	1	.889

ACC REGULAR SEASON																							
Year	Avg	GP-GS	AB	R	H	2B	3B	HR	RBI	TB	Slg%	BB	HP	SO	GDP	OB%	SF	SH	SB	PO	A	E	Fld%
2019	.185	14-7	27	2	5	0	0	1	5	8	.296	4	0	7	0	.290	0	0	0-1	7	0	0	1.000



RYNE HUGGINS

19

LHP • R-L • 6-4 • 215 • *JR • 2VL
NEWBERRY, S.C.
NEWBERRY HS
PARKS, RECREATION & TOURISM MANAGEMENT

Will miss the 2020 season due to injury.

2019 (REDSHIRT SOPHOMORE)

ACC Academic Honor Roll member ... had a 3.60 ERA in 5.0 innings pitched over seven relief appearances.

2018 (REDSHIRT FRESHMAN)

ACC Academic Honor Roll member ... had an 0-0 record and a 9.82 ERA in 10 relief appearances.

2017 (FRESHMAN)

Redshirted ... played for Lexington County in the Coastal Plain League in the summer.

BEFORE CLEMSON

All-state during his junior and senior seasons ... lettered five times in baseball and three times in swimming at Newberry High School, where he was coached by Lindsay Stribble.

HUGGINS' CAREER HIGHS

Total IP	2.0	North Carolina	(2)3-9-19
Scoreless IP	1.1	South Carolina	3-3-19
Hits	4	Vanderbilt	6-3-18
Runs	4	Vanderbilt	6-3-18
Earned Runs	4	Vanderbilt	6-3-18
Walks	1	many (2)	-----
Strikeouts	2	South Carolina	3-3-19

PERSONAL

Majoring in parks, recreation & tourism management ... born Ryne Neville Huggins on Jan. 17, 1998 in Columbia, S.C.

TIDBITS

- **Favorite hobbies** - Catching snakes and playing guitar
- **Interesting facts about family/parents** - His father was a Tiger pitcher and his mother was a Clemson bat girl
- **One fact that most people don't know** - Has a pet snake named Carlos
- **Favorite food or candy** - Strawberries
- **Proudest childhood accomplishment** - Winning the American Legion World Series
- **Ideal vacation spot** - Northern Territory in Australia
- **Childhood hero** - Steve Irwin

HUGGINS' CAREER STATS

OVERALL																						
Year	ERA	W-L	APP	GS	CG	SHO/CBO	SV	IP	H	R	ER	BB	SO	AB	O/BA	WP	HBP	BK	PO	A	E	Fld%
2018	9.82	0-0	10	0	0	0/0	0	3.2	5	4	4	2	3	17	.294	1	0	0	0	0	1	.000
2019	3.60	0-0	7	0	0	0/0	0	5.0	8	2	2	0	4	23	.348	0	1	0	0	0	0	-----
Totals	6.23	0-0	17	0	0	0/0	0	8.2	13	6	6	2	7	40	.325	1	1	0	0	0	1	.000

ACC REGULAR SEASON																						
Year	ERA	W-L	APP	GS	CG	SHO/CBO	SV	IP	H	R	ER	BB	SO	AB	O/BA	WP	HBP	BK	PO	A	E	Fld%
2018	0.00	0-0	1	0	0	0/0	0	0.1	0	0	0	0	0	1	.000	0	0	0	0	0	0	-----
2019	4.50	0-0	2	0	0	0/0	0	2.0	2	1	1	0	1	8	.250	0	0	0	0	0	0	-----
Totals	3.86	0-0	3	0	0	0/0	0	2.1	2	1	1	0	1	9	.222	0	0	0	0	0	0	-----

VETERAN BIOS



HOLT JONES

45

RHP • R-R • 6-8 • 235 • JR. • 2VL
 SANTA MONICA, CALIF.
 SANTA MONICA HS
 MANAGEMENT

One of the tallest (6'8") players in Clemson history who has a hard fastball ... in 53.0 innings pitched over 30 appearances (four starts) and two seasons, he has a 4-1 record, three saves and a 4.08 ERA while allowing 39 hits (.206 opponents' batting average) and 34 walks with 61 strikeouts.

2019 (SOPHOMORE)

Had a 2-1 record and 3.93 ERA in 22 appearances (one start) ... in 36.2 innings pitched, he allowed 23 hits (.183 opponents' batting average) and 24 walks with 43 strikeouts ... held opponents to a .116 batting average with two outs ... had a 1.47 ERA and 26 strikeouts against nine walks in 18.1 innings pitched over 10 relief appearances at home ... had a 1-0 record, save and 16 strikeouts along with not allowing a hit or run in 11.2 innings pitched over five relief appearances at night ... had a 1.29 ERA and .140 opponents' batting average in 28.0 innings pitched after the sixth inning ... pitched 4.0 innings in relief, allowing one hit, no runs and one walk with three strikeouts to record his first career save against South Carolina at Greenville, S.C. on March 2 ... pitched 1.2 hitless and scoreless innings in relief with five strikeouts against No. 11 Coastal Carolina on March 13 ... pitched 1.1 innings in relief, allowing one hit and no runs with one strikeout to record the save against Notre Dame on March 16 ... pitched 3.0 innings in relief, allowing no hits, no runs and one walk with three strikeouts to earn the win at Charlotte on March 26 ... pitched 3.0 innings in relief, allowing one walk with four strikeouts to earn the win at Virginia Tech on March 31 ... pitched 2.1 hitless and scoreless innings in relief with three strikeouts to record the save against No. 8 Louisville on April 5 ... pitched 2.2 innings in relief, allowing no hits, no runs and no walks with two strikeouts against No. 8 Louisville on April 7 ... pitched 3.2 hitless and scoreless innings in relief with five strikeouts at Georgia on April 16 ... pitched 4.0 innings in relief, allowing four hits, one run and one walk with five strikeouts against Duke on April 20 ... played for Hyannis in the Cape Cod League in the summer, where he was 0-1 with a 22.84 ERA and four strikeouts in 4.1 innings pitched over two appearances (one start).

2018 (FRESHMAN)

Had a 2-0 record and 4.41 ERA in eight appearances (three starts) ... in 16.1 innings pitched, he allowed 16

hits (.254 opponents' batting average), no homers and 10 walks with 18 strikeouts ... held opponents to a .100 batting average with two outs ... pitched 2.1 innings in relief, allowing one hit and no runs with three strikeouts to earn his first career win against Michigan State at Greenville, S.C. on March 7 ... pitched 5.1 innings in a starting role, allowing two hits and no runs with eight strikeouts to earn the win against Charleston Southern on March 13; struck out the first seven batters of the game and did not allow a hit until the sixth inning; was his first career start ... pitched 1.1 innings in relief, allowing no hits, no runs and no walks with one strikeout in the first game of a doubleheader against Miami (Fla.) on April 14 ... pitched 1.1 innings in relief, allowing one hit and no runs against Notre Dame in the ACC Tournament on May 23 ... No. 136 freshman in the ACC in the preseason by Perfect Game ... played for the Baltimore Redbirds in the Cal Ripken Collegiate Baseball League in the summer, where he was 1-2 with a 3.60 ERA and 21 strikeouts in 15.0 innings pitched over four starts.

BEFORE CLEMSON

Honorable mention All-American by Perfect Game as a senior ... lettered two times in baseball at Santa Monica High School, where he was coached by Adam Klein.

PERSONAL

His sister, Whitney, was a pitcher at Rutgers ... his father, Penn, played baseball at Southern California ... his uncle, Lee Jones, played baseball at Southern California ... his grandfather, Gordon, played at Southern California and was the leadoff batter on the 1948 team that defeated Yale and first-baseman George Bush Sr., for the national championship; played 11 seasons (1954-62,64,65) in the majors as a righthander with the Cardinals, Giants, Orioles, Athletics and Colt .45s/Astros ... his great grandfather, Gordon, played seven minor league seasons (1921-23,25,28-30) before serving as a scout with the New York Yankees for over 30 years ... majoring in management ... born Penn Holter Jones Jr. on May 8, 1999 in Greenwich, Conn.

TIDBITS

- **Favorite hobby** - Playing poker
- **One fact that most people don't know** - Despite being raised in Southern California, he does not know how to surf

JONES' CAREER HIGHS

Total IP	5.1	Charleston Southern	3-13-18
Scoreless IP	5.1	Charleston Southern	3-13-18
Hits	4	many (4)	-----
Runs	6	Florida State	4-13-19
Earned Runs	6	Florida State	4-13-19
Walks	3	many (5)	-----
Strikeouts	8	Charleston Southern	3-13-18

- **Favorite food or candy** - Meat and potatoes
- **Ideal vacation spot** - Nassau, Bahamas
- **Childhood hero** - Reggie Bush
- **One person, living or dead, to eat dinner with** - Kanye West



JONES' CAREER STATS

OVERALL

Year	ERA	W-L	APP	GS	CG	SHO/CBO	SV	IP	H	R	ER	BB	SO	AB	O/BA	WP	HBP	BK	PO	A	E	Fld%
2018	4.41	2-0	8	3	0	0/1	0	16.1	16	10	8	10	18	63	.254	1	3	0	2	0	1	.667
2019	3.93	2-1	22	1	0	0/0	3	36.2	23	17	16	24	43	126	.183	10	6	2	1	6	1	.875
Totals	4.08	4-1	30	4	0	0/1	3	53.0	39	27	24	34	61	189	.206	11	9	2	3	6	2	.818

ACC REGULAR SEASON

Year	ERA	W-L	APP	GS	CG	SHO/CBO	SV	IP	H	R	ER	BB	SO	AB	O/BA	WP	HBP	BK	PO	A	E	Fld%
2018	0.00	0-0	1	0	0	0/0	0	1.1	0	0	0	0	1	4	.000	0	1	0	0	0	0	----
2019	7.20	1-1	12	1	0	0/0	2	20.0	20	16	16	15	22	75	.267	8	5	2	1	4	0	1.000
Totals	6.75	1-1	13	1	0	0/0	2	21.1	20	16	16	15	23	79	.253	8	6	2	1	4	0	1.000

VETERAN BIOS



JACKSON LINDLEY

25

RHP • R-R • 6-4 • 215 • SO. • 1VL
ANDERSON, S.C.
T.L. HANNA HS
MANAGEMENT

Imposing righthander who was primarily a midweek starter in 2019 ... will compete for various roles on the pitching staff.

2019 (FRESHMAN)

Had a 2-0 record and 3.68 ERA in 10 appearances (six starts) ... in 29.1 innings pitched, he allowed 29 hits (.257 opponents' batting average) and nine walks with 16 strikeouts ... Clemson amassed a 6-0 record in his six starts on the mound ... pitched 4.2 innings in his first career start, allowing one run with three strikeouts at Furman on March 5 ... pitched 5.2 innings in a starting role, allowing four hits and no walks with five strikeouts to earn his first career win against Tennessee Tech on April 24 ... pitched 1.1 scoreless innings in relief against Gardner-Webb on May 4 ... pitched 6.0 innings in a starting role, allowing two hits, no earned runs and no walks with two strikeouts to earn the win against The Citadel on May 8 ... No. 122 freshman in the ACC in the preseason by Perfect Game.

BEFORE CLEMSON

North-South All-Star Game selection ... region co-MVP at T.L. Hanna High School ... lettered four times in baseball

at T.L. Hanna High School, where he was coached by Daniel Crenshaw.

PERSONAL


Majoring in management ... born Jackson Harley Lindley on Jan. 25, 2000 in Anderson, S.C.

TIDBITS

- **Favorite hobbies** - Hunting, fishing and playing video games
- **Interesting facts about family/parents** - His mother was born in Quebec when his grandfather was stationed there
- **One fact that most people don't know** - Has had stitches five times
- **Favorite food or candy** - Sour Patch Kids
- **Proudest childhood accomplishment** - Getting straight A's throughout elementary school
- **Ideal vacation spot** - The beach
- **Childhood hero** - Jon Lester
- **One person, living or dead, to eat dinner with** - Pedro Martinez

LINDLEY'S CAREER HIGHS

Total IP	6.0	The Citadel	5-8-19
Scoreless IP	1.1	Gardner-Webb	5-4-19
Hits	6	Coastal Carolina	5-14-19
Runs	4	Coastal Carolina	3-13-19
Earned Runs	4	Coastal Carolina	3-13-19
Walks	3	Furman	3-5-19
Strikeouts	5	Tennessee Tech	4-24-19



LINDLEY'S CAREER STATS

OVERALL																						
Year	ERA	W-L	APP	GS	CG	SHO/CBO	SV	IP	H	R	ER	BB	SO	AB	O/BA	WP	HBP	BK	PO	A	E	Fld%
2019	3.68	2-0	10	6	0	0/0	0	29.1	29	15	12	9	16	113	.257	3	2	1	0	4	0	1.000
ACC REGULAR SEASON																						
Year	ERA	W-L	APP	GS	CG	SHO/CBO	SV	IP	H	R	ER	BB	SO	AB	O/BA	WP	HBP	BK	PO	A	E	Fld%
2019	13.50	0-0	1	0	0	0/0	0	0.2	2	1	1	1	0	3	.667	0	0	0	0	0	0	-----



MATTHEW LUMSDEN

47

OF • L-R • 6-4 • 220 • *FR. • RS
SIMPSONVILLE, S.C.
J.L. MANN HS
HEALTH SCIENCE

Redshirt freshman who showed the power potential in practice to contribute.

2019 (FRESHMAN)

Redshirted ... No. 125 freshman in the ACC in the pre-season by Perfect Game ... played for Forest City in the Coastal Plain League in the summer, where he hit .275

with two doubles, five homers, 29 RBIs, 13 runs, a .402 on-base percentage and four steals in 31 games; Coastal Plain League All-Star Game selection.

BEFORE CLEMSON

North-South All-Star Game selection ... first-team all-state selection during his senior season ... member of

three region championship teams and two Upperstate championship teams ... lettered four times in baseball at J.L. Mann High School, where he was coached by Brian Simpson.

PERSONAL

Majoring in health science ... born Matthew Todd Lumsden on Feb. 24, 2000 in Goffstown, N.H.

TIDBITS

- **Favorite hobbies** - Watching or playing sports and spending time with family and friends away from the field
- **Interesting facts about family/parents** - His entire family is Canadian, and he is the first to be raised in the U.S.
- **Favorite food or candy** - Steak or pizza
- **Proudest childhood accomplishment** - Winning the South Carolina state championship when he was only eight
- **Ideal vacation spot** - Banff, Alberta or Hawaii
- **Childhood hero** - His father
- **One person, living or dead, to eat dinner with** - Tom Brady

VETERAN BIOS



BO MAJKOWSKI

16

OF • L-R • 5-11 • 200 • JR. • 2VL
JOHNS CREEK, GA.
JOHNS CREEK HS
PARKS, RECREATION & TOURISM MANAGEMENT

A career .245 hitter with a .396 on-base percentage in 52 games (28 starts) over two seasons.

2019 (SOPHOMORE)

Hit .248 with 17 runs, eight doubles, a triple, 14 RBIs, a .339 slugging percentage, .399 on-base percentage, 16 walks, 12 hit-by-pitches and eight steals in 50 games (28 starts, including 27 in right field and one in left field) ... played for Lexington County in the Coastal Plain League in the summer, where he hit .333 in three games.

2018 (FRESHMAN)

ACC Academic Honor Roll member ... was 0-for-1 in two games ... played for the Baltimore Redbirds in the Cal Ripken Collegiate Baseball League in the summer, where he hit .204 with a homer and 16 RBIs in 36 games.

BEFORE CLEMSON

Lettered three times in baseball, one time in football and one time in basketball at Johns Creek High School, where he was coached by Billy Nicholson.

MAJKOWSKI'S CAREER HIGHS

Runs	2	many (5)	-----
Hits	3	Boston College	3-23-19
Doubles	2	Georgia	4-16-19
Home Runs	0	-----	-----
RBIs	3	Virginia Tech	3-30-19
Walks	2	many (3)	-----
Steals	2	many (2)	-----

PERSONAL

His father, Don, played football at Virginia, then played 10 years (1987-96) in the NFL ... majoring in parks, recreation & tourism management ... born Bo Cannon Majkowski on July 5, 1998 in Johns Creek, Ga.

TIDBITS

- **Favorite hobby** - Playing Madden and other video games
- **Interesting fact about family/parents** - His father played in the NFL
- **Favorite food or candy** - Gummy bears and IONutrition meals
- **Proudest childhood accomplishment** - Won back-to-back championships on his football team in fifth and sixth grades
- **Ideal vacation spot** - Anywhere on a beach
- **Childhood hero** - His father, Don Majkowski
- **One person, living or dead, to eat dinner with** - Elon Musk

MAJKOWSKI'S CAREER STATS

OVERALL

Year	Avg	GP-GS	AB	R	H	2B	3B	HR	RBI	TB	Slg%	BB	HP	SO	GDP	OB%	SF	SH	SB	PO	A	E	Fld%
2018	.000	2-0	1	0	0	0	0	0	0	0	.000	0	0	1	0	.000	0	0	0-0	0	0	0	-----
2019	.248	50-28	109	17	27	8	1	0	14	37	.339	16	12	29	1	.399	1	0	8-9	72	1	1	.986
Totals	.245	52-28	110	17	27	8	1	0	14	37	.336	16	12	30	1	.396	1	0	8-9	72	1	1	.986

ACC REGULAR SEASON

Year	Avg	GP-GS	AB	R	H	2B	3B	HR	RBI	TB	Slg%	BB	HP	SO	GDP	OB%	SF	SH	SB	PO	A	E	Fld%
2019	.294	27-19	68	14	20	6	1	0	9	28	.412	9	8	20	0	.435	0	0	2-3	50	1	1	.981



KIER MEREDITH

1

OF • L-L • 5-10 • 185 • *SO. • 2VL
WINSTON-SALEM, N.C.
GLENN HS
PSYCHOLOGY

A career .238 hitter with a .436 on-base percentage in 22 games (20 starts) over two seasons ... two-time ACC Academic Honor Roll member.

2019 (SOPHOMORE)

ACC Academic Honor Roll member ... hit .318 with a .483 on-base percentage in nine games (eight starts, including six in left field and two as the DH).

2018 (FRESHMAN)

ACC Academic Honor Roll member ... had a .411 on-base percentage in 13 games (12 starts, including eight in center field, two in left field and two as the DH).

BEFORE CLEMSON

Drafted in the 28th round (No. 855 overall pick) by the Chicago Cubs ... lettered four times in baseball, four

MEREDITH'S CAREER HIGHS

Runs	3	North Carolina	(2)3-9-19
Hits	2	many (4)	-----
Doubles	1	many (3)	-----
Home Runs	1	Notre Dame	(1)4-8-18
RBIs	1	many (6)	-----
Walks	2	many (2)	-----
Steals	2	Notre Dame	(1)4-8-18

times in football and three times in track & field at Glenn High School, where he was coached by Keith Walker.

PERSONAL

Majoring in psychology ... born Kier Markel Meredith on Sept. 12, 1999 in Winston-Salem, N.C.

TIDBITS

- **Favorite hobbies** - Hanging out with friends, Netflix, ping-pong, reading, sleeping and video games
- **Favorite food or candy** - Pizza and Sour Patch Kids
- **Proudest childhood accomplishment** - Learned how to ride a bike at two with no training wheels
- **Ideal vacation spot** - Florida beaches
- **Childhood hero** - His father

MEREDITH'S CAREER STATS

OVERALL

Year	Avg	GP-GS	AB	R	H	2B	3B	HR	RBI	TB	Slg%	BB	HP	SO	GDP	OB%	SF	SH	SB	PO	A	E	Fld%
2018	.195	13-12	41	8	8	1	1	1	5	14	.341	8	7	15	1	.411	0	1	4-5	18	0	2	.900
2019	.318	9-8	22	3	7	2	0	0	1	9	.409	5	2	5	0	.483	0	0	2-3	5	0	1	.833
Totals	.238	22-20	63	11	15	3	1	1	6	23	.365	13	9	20	1	.435	0	1	6-8	23	0	3	.885

ACC REGULAR SEASON

Year	Avg	GP-GS	AB	R	H	2B	3B	HR	RBI	TB	Slg%	BB	HP	SO	GDP	OB%	SF	SH	SB	PO	A	E	Fld%
2018	.280	7-7	25	4	7	1	1	1	3	13	.520	4	4	8	1	.455	0	1	3-3	16	0	2	.889
2019	.273	4-4	11	3	3	1	0	0	1	4	.364	2	2	1	0	.467	0	0	1-1	2	0	1	.667
Totals	.278	11-11	36	7	10	2	1	1	4	17	.472	6	6	9	1	.458	0	1	4-4	18	0	3	.857

VETERAN BIOS



CONNOR O'REAR

43

RHP • R-R • 6-4 • 185 • *SO. • 1VL
AIKEN, S.C.
SOUTH AIKEN HS
FINANCIAL MANAGEMENT

Saw action as a reliever in the 2019 season.

2019 (REDSHIRT FRESHMAN)

Had a 9.00 ERA in two relief appearances ... in 2.0 innings pitched, he allowed two hits (.250 opponents' batting average) and one walk with five strikeouts.

2018 (FRESHMAN)

Redshirted as a member of the developmental squad.

BEFORE CLEMSON

South Carolina South Atlantic Border Battle participant ... region MVP as a senior ... lettered two times in baseball at South Aiken High School, where he was coached by Bob Polewski.

PERSONAL

Majoring in financial management ... born Connor William O'Rear on Oct. 27, 1998 in Florence, S.C.

O'REAR'S CAREER HIGHS

Total IP	1.0	many (2)	-----
Scoreless IP	1.0	East Tennessee State	2-26-19
Hits	1	many (2)	-----
Runs	2	Notre Dame	3-15-19
Earned Runs	2	Notre Dame	3-15-19
Walks	1	Notre Dame	3-15-19
Strikeouts	3	East Tennessee State	2-26-19

TIDBITS

- **Favorite hobbies** - Traveling, watching movies and listening to music
- **Interesting facts about family/parents** - His father, grandfather and great-grandfather are all chemical engineers
- **One fact that most people don't know** - Knew how to spell "Clemson" before he knew how to spell his own name
- **Favorite food or candy** - Chicken alfredo
- **Proudest childhood accomplishment** - Committing to play baseball at Clemson
- **Ideal vacation spot** - Bali, Indonesia
- **Childhood hero** - Chipper Jones
- **One person, living or dead, to eat dinner with** - Elon Musk

O'REAR'S CAREER STATS

OVERALL																						
Year	ERA	W-L	APP	GS	CG	SHO/CBO	SV	IP	H	R	ER	BB	SO	AB	O/BA	WP	HBP	BK	PO	A	E	Fld%
2019	9.00	0-0	2	0	0	0/0	0	2.0	2	2	2	1	5	8	.250	0	0	0	0	0	0	----

ACC REGULAR SEASON																						
Year	ERA	W-L	APP	GS	CG	SHO/CBO	SV	IP	H	R	ER	BB	SO	AB	O/BA	WP	HBP	BK	PO	A	E	Fld%
2019	18.00	0-0	1	0	0	0/0	0	1.0	1	2	2	1	2	4	.250	0	0	0	0	0	0	----



JAMES PARKER

15

INF • R-R • 6-2 • 185 • SO. • 1VL
ANDERSON, S.C.
T.L. HANNA HS
MANAGEMENT

Sophomore infielder who has the potential to become a starter in future seasons.

2019 (FRESHMAN)

ACC Academic Honor Roll member ... hit .232 with six runs, three doubles, a homer, eight RBIs, a .339 slugging percentage, .271 on-base percentage, three walks and a steal in 27 games (15 starts, including 12 at third base and three at second base) ... had a .950 fielding percentage, committing only two errors ... hit a two-run homer off the bench against East Tennessee State on Feb. 26; was his first career hit ... went 3-for-4 with an RBI and a run against No. 8 Louisville on April 7 ... played for Wilmington in the Coastal Plain League in the summer,

where he hit .259 with seven doubles, a triple, homer, six RBIs, 10 runs and seven steals in 24 games; Coastal Plain League All-Star Game selection.

BEFORE CLEMSON

North-South All-Star Game selection ... all-state during his senior season ... four-time all-region ... holds the school record for career hits ... lettered five times in baseball at T.L. Hanna High School, where he was coached by Daniel Crenshaw.

PERSONAL

His father, Tim, played at Clemson in 1987,88,90; had a 13-6 record, a save, 3.22 ERA and 146 strikeouts in

PARKER'S CAREER HIGHS

Runs	1	many (6)	-----
Hits	3	Louisville	4-7-19
Doubles	1	many (3)	-----
Home Runs	1	East Tennessee State	2-26-19
RBIs	2	many (3)	-----
Walks	1	many (3)	-----
Steals	1	Tennessee Tech	4-24-19

187.0 innings pitched over 45 appearances (35 starts); led the 1990 team in starts (17), innings pitched (97.0), ERA (2.97), strikeouts (90), complete games (5) and shutouts (3); was a third-round draft pick by the Chicago Cubs ... majoring in management ... born James Timothy Parker Jr. on March 26, 2000 in Anderson, S.C.

TIDBITS

- **Favorite hobbies** - Hunting, hanging out with friends and driving with the windows down
- **Interesting fact about family/parents** - His father pitched at Clemson from 1989-91
- **One fact that most people don't know** - Scared of spiders
- **Favorite food or candy** - Peach cobbler
- **Proudest childhood accomplishment** - Shooting his first deer at eight
- **Ideal vacation spot** - Any farm in Iowa
- **Childhood hero** - His grandfather
- **One person, living or dead, to eat dinner with** - Julius Erving

PARKER'S CAREER STATS

OVERALL																							
Year	Avg	GP-GS	AB	R	H	2B	3B	HR	RBI	TB	Slg%	BB	HP	SO	GDP	OB%	SF	SH	SB	PO	A	E	Fld%
2019	.232	27-15	56	6	13	3	0	1	8	19	.339	3	0	18	0	.271	0	1	1-4	17	21	2	.950

ACC REGULAR SEASON																							
Year	Avg	GP-GS	AB	R	H	2B	3B	HR	RBI	TB	Slg%	BB	HP	SO	GDP	OB%	SF	SH	SB	PO	A	E	Fld%
2019	.263	15-11	38	3	10	3	0	0	4	13	.342	1	0	13	0	.282	0	1	0-2	8	6	2	.875

VETERAN BIOS



CARTER RAFFIELD

27

• RHP • R-R • 6-4 • 220 • *FR. • RS
• COCHRAN, GA.
• BLECKLEY COUNTY HS
• PARKS, RECREATION & TOURISM MANAGEMENT

Has the potential to be a contributor in 2020.

2019 (FRESHMAN)

Suffered an arm injury in the fall and received a medical redshirt ... No. 49 freshman in the nation in the pre-season by Perfect Game ... No. 13 freshman in the ACC

in the preseason by Perfect Game ... No. 33 freshman in the ACC in the preseason by D1Baseball.

BEFORE CLEMSON

All-state as a senior ... region pitcher-of-the-year and team MVP ... lettered four times in baseball at Bleckley

County High School, where he was coached by Brad Davis.

PERSONAL

Majoring in parks, recreation & tourism management ... born Carter Jaeden Raffield on Feb. 28, 2000 in Hawkinsville, Ga.

TIDBITS

- **Favorite hobbies** - Hunting, fishing, going to church and spending time with friends and family
- **Interesting facts about family/parents** - His grandfather and brother were both drafted by the Cardinals
- **One fact that most people don't know** - Has been the tallest member of his family since eighth grade
- **Favorite food or candy** - Home-cooked meals from his mother
- **Proudest childhood accomplishment** - Winning the 2017 17U BCS title in Fort Myers, Fla.
- **Ideal vacation spot** - Anywhere in a deer stand
- **Childhood hero** - Nolan Ryan
- **One person, living or dead, to eat dinner with** - Nolan Ryan



SHELDON REED

36

• RHP • L-R • 6-3 • 205 • *SR. • 1VL
• BRADLEY, S.C.
• SPARTANBURG METHODIST COLLEGE
• COMMUNICATION

Converted outfielder who has a good fastball ... will compete for innings out of the bullpen.

2019 (REDSHIRT JUNIOR)

Had an 0-0 record and a 5.06 ERA in six relief appearances ... in 5.1 innings pitched, he allowed six hits (.286 opponents' batting average), no homers and four walks with six strikeouts ... held opponents to 2-for-13 (.154) with runners on base and 1-for-8 (.125) with runners in scoring position ... pitched 1.0 innings in relief, allowing no runs and no walks with one strikeout at South Carolina on March 3; was his first appearance as a Tiger ... pitched 2.2 innings in relief, allowing two hits, no earned runs and no walks with two strikeouts against College of Charleston on March 19 ... played for Lexington County in the Coastal Plain League in the summer, where he was 0-0 with a 1.54 ERA, an .077 opponents' batting average and 17 strikeouts in 11.2 innings pitched over 10 relief appearances.

2018 (JUNIOR)

Redshirted as a member of the developmental squad.

BEFORE CLEMSON

First-team all-region in 2017 ... played at Spartanburg Methodist College, where he was coached by Tim Wallace

... Valley Baseball League All-Star ... all-state during his junior and senior seasons at Emerald High School... regional player-of-the-year as a senior ... lettered four times in baseball at Emerald High School, where he was coached by Stanley Moss.

PERSONAL

Majoring in communication ... born Sheldon Thomas Reed on July 30, 1997 in Greenwood, S.C.

TIDBITS

- **Favorite hobbies** - Playing basketball and video games
- **Interesting fact about family/parents** - His father, Brandon, is the original Rough N' Rowdy champion
- **One fact that most people don't know** - Can quote the movie "Benchwarmers" word for word
- **Favorite food or candy** - Cookout tray with an Oreo milkshake
- **Proudest childhood accomplishment** - Winning the Little League state championship and playing in the Southeast Regional
- **Ideal vacation spot** - Greece
- **Childhood hero** - Chipper Jones
- **One person, living or dead, to eat dinner with** - Elon Musk

REED'S CAREER HIGHS

Total IP	2.2	College of Charleston	3-19-19
Scoreless IP	1.0	many (2)	-----
Hits	2	many (2)	-----
Runs	2	The Citadel	5-8-19
Earned Runs	2	The Citadel	5-8-19
Walks	2	The Citadel	5-8-19
Strikeouts	3	Virginia Tech	3-30-19



REED'S CAREER STATS

OVERALL																						
Year	ERA	W-L	APP	GS	CG	SHO/CBO	SV	IP	H	R	ER	BB	SO	AB	O/BA	WP	HBP	BK	PO	A	E	Fld%
2019	5.06	0-0	6	0	0	0/0	0	5.1	6	4	3	4	6	21	.286	1	1	0	0	1	0	1.000
ACC REGULAR SEASON																						
Year	ERA	W-L	APP	GS	CG	SHO/CBO	SV	IP	H	R	ER	BB	SO	AB	O/BA	WP	HBP	BK	PO	A	E	Fld%
2019	9.00	0-0	2	0	0	0/0	0	1.0	2	1	1	1	3	5	.400	0	0	0	0	0	0	-----

VETERAN BIOS



DAVIS SHARPE

30

RHP/1B • R-R • 6-4 • 210 • SO. • 1VL
 DACULA, GA.
 MILL CREEK HS
 MANAGEMENT

Talented two-way player who was in the weekend rotation during the entire 2019 season and was a contributor at the plate, primarily as the designated hitter ... preseason third-team All-American by Perfect Game ... preseason first-team All-ACC by Perfect Game ... No. 29 sophomore in the nation in the preseason by Perfect Game ... No. 10 ACC prospect for the 2021 draft in the preseason by Baseball America ... No. 25 ACC prospect for the 2021 draft in the preseason by D1Baseball.

2019 (FRESHMAN)

National Pitcher-of-the-Year Award Watch List member ... John Olerud Two-Way Player-of-the-Year Award finalist; only freshman among the five finalists ... first-team freshman All-American by Baseball America, D1Baseball and Perfect Game ... freshman All-American by Collegiate Baseball ... second-team freshman All-American

by NCBWA ... Second-Team All-ACC selection (starting pitcher); first Tiger freshman to be an All-ACC pitcher since 2000 (Jarrod Schmidt) ... All-ACC Freshman selection ... had a 7-4 record and 3.20 ERA in 15 appearances (14 starts) ... in 84.1 innings pitched, he allowed 61 hits (.205 opponents' batting average) and 33 walks with 84 strikeouts ... fourth in the ACC in hits per nine innings pitched (6.51), sixth in opponents' batting average, seventh in ERA and eighth in innings pitched ... led the team in ERA, starts, innings pitched and strikeouts ... held opponents to a .141 batting average with two outs ... hit .264 with 22 runs, four doubles, three homers, 18 RBIs, a .364 slugging percentage, .377 on-base percentage, 19 walks, five hit-by-pitches and three steals in 38 games (34 starts, including 28 as the DH and six at first base) ... named ACC Player-of-the-Week on Feb. 18 for his two games on Feb. 16 ... named one of 12 national players-of-the-week by Collegiate Baseball on Feb. 25 for his four games from Feb. 18-24; was 4-for-14 (.286) with a double, RBI and three runs along with allowing just one hit and no runs with 11 strikeouts in 6.0 innings pitched ... named midseason national freshman-of-the-year by D1Baseball on April 4 ... pitched 5.0 innings in a starting role, allowing two hits and no runs with eight strikeouts to earn the win in the first game of a doubleheader against South Alabama on Feb. 16; was his first career appearance ... hit two homers with three RBIs in the second game of a doubleheader against South Alabama on Feb. 16; was his first career game in the batting order ... pitched 6.0 innings in a starting role, allowing one hit, no runs and two walks with a team-season-high 11 strikeouts to earn the win in the second game of a doubleheader against Virginia Military on Feb. 23; did not allow a runner past first base ... pitched 6.0 innings in a starting role, allowing three hits and one run with seven strikeouts in the first game of a doubleheader against No. 3 North Carolina on March 9 ... pitched 6.0 innings in a starting role, allowing six hits, one earned run and two walks with eight strikeouts against Notre Dame on March 15 ... pitched 7.0 innings in a starting role, allowing three hits, no runs and two walks with six strikeouts to earn the win at Boston College on March 22 ... pitched 6.0 innings in a starting role, allowing four hits, one earned run and two walks with six strikeouts to earn the win at Virginia Tech on March 29 ... went 2-for-2



SHARPE'S CAREER HIGHS

Total IP	7.0	Boston College	3-22-19
Scoreless IP	7.0	Boston College	3-22-19
Hits	7	many (3)	-----
Runs	7	Wake Forest	5-18-19
Earned Runs	7	Wake Forest	5-18-19
Walks	4	many (2)	-----
Strikeouts	11	Virginia Military	(2)2-23-19
Runs	2	many (5)	-----
Hits	2	many (9)	-----
Doubles	1	many (4)	-----
Home Runs	2	South Alabama	(2)2-16-19
RBIs	3	many (2)	-----
Walks	3	Charlotte	3-26-19
Steals	1	many (3)	-----

with a double, three RBIs, two runs, a walk, hit-by-pitch and steal at Virginia Tech on March 30 ... went 2-for-3 with a homer and two runs against No. 4 Georgia on April 2 ... pitched 6.2 innings in a starting role, allowing four hits, one run and one walk with seven strikeouts to earn the win against No. 8 Louisville on April 5 ... pitched 5.2 innings in a starting role, allowing three hits with six strikeouts to earn the win against Gardner-Webb on May 4 ... pitched 5.0 innings in a starting role, allowing four hits and one run with four strikeouts at No. 16 NC State on May 11 ... pitched 6.2 innings in relief, allowing three hits, no earned runs and one walk with four strikeouts to earn the win against Illinois in the Oxford Regional on May 31 ... No. 27 freshman in the nation in the preseason by D1Baseball ... No. 41 freshman in the nation in the preseason by Perfect Game ... No. 7 freshman in the ACC in the preseason by D1Baseball.

BEFORE CLEMSON

Drafted in the 34th round (No. 1,014 overall pick) by the Pittsburgh Pirates ... all-state selection during his senior season ... county pitcher-of-the-year as a senior ... set the school career record for strikeouts ... member of the state runnerup team and region championship team during his senior season ... lettered four times in baseball at Mill Creek High School, where he was coached by Doug Jones.

PERSONAL

Majoring in management ... born Davis Riley Sharpe on Jan. 30, 2000 in Arlington, Texas.

TIDBITS

- **Favorite hobby** - Water sports
- **Interesting fact about family/parents** - His entire family is from Texas
- **One fact that most people don't know** - Has multiple birthmarks
- **Favorite food or candy** - Mashed potatoes
- **Proudest childhood accomplishment** - Learned to ride a bike at two
- **Ideal vacation spot** - Australia
- **Childhood hero** - Derek Jeter
- **One person, living or dead, to eat dinner with** - Rob Gronkowski

SHARPE'S CAREER STATS

OVERALL																							
Year	ERA	W-L	APP	GS	CG	SHO/CBO	SV	IP	H	R	ER	BB	SO	AB	O/BA	WP	HBP	BK	PO	A	E	Fld%	
2019	3.20	7-4	15	14	0	0/0	0	84.1	61	36	30	33	84	297	.205	6	12	2	52	16	2	.971	
Year	Avg	GP-GS	AB	R	H	2B	3B	HR	RBI	TB	Slg%	BB	HP	SO	GDP	OB%	SF	SH	SB	PO	A	E	Fld%
2019	.264	38-34	129	22	34	4	0	3	18	47	.364	19	5	35	1	.377	1	0	3-3	52	16	2	.971
ACC REGULAR SEASON																							
Year	ERA	W-L	APP	GS	CG	SHO/CBO	SV	IP	H	R	ER	BB	SO	AB	O/BA	WP	HBP	BK	PO	A	E	Fld%	
2019	3.77	3-4	10	10	0	0/0	0	57.1	45	29	24	25	51	206	.218	5	11	1	18	12	1	.968	
Year	Avg	GP-GS	AB	R	H	2B	3B	HR	RBI	TB	Slg%	BB	HP	SO	GDP	OB%	SF	SH	SB	PO	A	E	Fld%
2019	.200	17-15	60	7	12	1	0	0	7	13	.217	4	2	13	1	.273	0	0	2-2	18	12	1	.968

VETERAN BIOS



CARSON SPIERS

23

RHP • R-R • 6-3 • 205 • SR. • 3VL
GREENVILLE, S.C.
GREENVILLE HS
MANAGEMENT

Righty who was the 2017 team's only two-way player and became one of the team's top relievers in 2018 ... became the closer in 2019 ... in 94.0 innings pitched over 62 relief appearances and three seasons, he has a 4-7 record, 15 saves and a 2.87 ERA while allowing 65 hits (.192 opponents' batting average) and 35 walks with 86 strikeouts ... tied for eighth in Tiger history in saves ... has allowed only 13 of his 74 inherited baserunners to score in his career ... two-time All-ACC Academic selection ... three-time ACC Academic Honor Roll member.

2019 (JUNIOR)

NCBWA Stopper-of-the-Year Watch List member ... Third-Team All-ACC selection ... won the Tiger Baseball Award, given to the team's best leader ... team co-captain ... All-ACC Academic selection ... ACC Academic Honor Roll member ... had a 2-5 record, 11 saves and a 3.59 ERA in 30 relief appearances ... in 47.2 innings pitched, he allowed 39 hits (.220 opponents' batting average) and 16 walks with 44 strikeouts ... tied for third in Tiger history in saves, seventh in relief appearances and tied for seventh in appearances ... second in the ACC in saves, third in games finished (24), tied for seventh in appearances and tied for seventh in relief appearances ... led the team in appearances, saves and games finished ... allowed no steals in one attempt ... only allowed nine of his 40 inherited baserunners to score ... pitched 2.0 innings in relief with two strikeouts to earn the win against No. 3 North Carolina on March 10 ... pitched 1.2 innings in relief, allowing one hit, no runs and no walks with one strikeout to record the save against No. 11 Coastal Carolina on March 13 ... pitched 4.0 innings in relief, allowing one hit, no runs and no walks with six strikeouts at Georgia on April 16 ... pitched 3.0 innings in relief, allowing one hit, no runs and one walk with two strikeouts to earn the win at No. 16 NC State on May 11 ... pitched 2.1 innings in relief, allowing one hit, no runs and no walks with two strikeouts to record the save against Wake Forest on May 16 ... NCBWA Stopper-of-the-Year Watch List member in the preseason.

2018 (SOPHOMORE)

All-ACC Academic selection ... ACC Academic Honor Roll member ... had a 2-2 record, four saves and a 2.08 ERA in 29 relief appearances ... in 43.1 innings pitched, he allowed 22 hits (.149 opponents' batting average) and 19 walks with 39 strikeouts ... fifth in Tiger history in hits per nine innings pitched (4.57), tied for eighth in relief appearances and tied for 10th in appearances ... tied for 10th in the ACC in appearances ... led the team in ERA, appearances and opponents' batting average ... only allowed four of his 32 inherited baserunners to score ... held opponents to an .075 batting average with runners on base, an .054 batting average with runners in scoring position and a .113 batting average with two outs ... in 18.1 innings pitched over his last 11 appearances, he allowed only five hits and one run ... pitched 1.2 perfect innings with two strikeouts to record his first career save against William & Mary on Feb. 17 ... pitched 3.2 innings in relief, allowing one hit, no runs and no walks with three strikeouts to earn his first career win against Wofford on March 6 ... pitched 2.2 innings in relief, allowing two hits with two strikeouts to record the save in the first game of a doubleheader against Georgia Tech on March 10 ... pitched 2.0 innings in relief, allowing one hit and no runs with one strikeout to earn the win against No. 13 Florida State on May 7 ... pitched 2.2 innings in relief, allowing one hit and no runs with four strikeouts against Vanderbilt in the Clemson Regional on June 2 ... played for Falmouth in the Cape Cod League in the summer, where he was 1-1 with an 0.84 ERA and five strikeouts in 10.2 innings pitched over seven relief appearances.

2017 (FRESHMAN)

ACC Academic Honor Roll member ... had an 0-0 record and a 3.00 ERA in three relief appearances ... in 3.0 innings pitched, he allowed four hits (.308 opponents' batting average), no homers and no walks with three strikeouts ... played one game at third base ... did not allow his two inherited baserunners to score ... played for Charlottesville in the Valley Baseball League in the sum-

SPIERS' CAREER HIGHS

Total IP	4.0	Georgia	4-16-19
Scoreless IP	4.0	Georgia	4-16-19
Hits	6	Georgia Tech	4-27-19
Runs	7	Georgia Tech	4-27-19
Earned Runs	7	Georgia Tech	4-27-19
Walks	4	Jacksonville State	6-2-19
Strikeouts	6	Georgia	4-16-19
Runs	0	-----	-----
Hits	0	-----	-----
Doubles	0	-----	-----
Home Runs	0	-----	-----
RBI's	0	-----	-----
Walks	0	-----	-----
Steals	0	-----	-----

mer, where he had a 5.68 ERA and six strikeouts against no walks in 6.1 innings pitched over two relief outings.

BEFORE CLEMSON

All-state as a senior ... all-region as a junior and senior ... team MVP ... set the school record for career passing yards and career passing touchdowns ... lettered four times in baseball and four times in football at Greenville High School, where he was coached by Joey Golinski.

PERSONAL

His cousin, Will, was a junior starting punter on Clemson's 2019 team ... his father, Michael, hit .301 with 16 homers, 110 RBIs and 32 steals in 184 games over four seasons (1988-91) at Clemson ... his uncle, Bill, hit .325 with 34 doubles, 17 triples, 17 homers, 119 RBIs, 169 runs and 60 steals in 173 games over three seasons (1985-87) at Clemson; first-team All-American in 1987 before being drafted in the first round; played 13 seasons (1989-01) in the majors with the Brewers, Mets and Astros and totaled 922 hits, most by a former Tiger ... his grandfather, Bud, hit .254 with seven homers and 44 RBIs in three seasons (1956-58) at Clemson ... majoring in management ... born William Carson Spiers on Nov. 11, 1997 in Greenville, S.C.

TIDBITS

- **Favorite hobbies** - Hunting, fishing and cooking
- **Interesting facts about family/parents** - Has had 10 close family members graduate from Clemson, and four of them currently attend Clemson
- **One fact that most people don't know** - Has never broken a bone
- **Favorite food or candy** - Skittles and any kind of meat
- **Proudest childhood accomplishment** - Leading Greenville High School in passing yards and touchdowns
- **Ideal vacation spot** - Bora Bora
- **Childhood hero** - His father, Michael Spiers
- **One person, living or dead, to eat dinner with** - Taco Tuesday dinner with LeBron James

SPIERS' CAREER STATS

OVERALL

Year	ERA	W-L	APP	GS	CG	SHO/CBO	SV	IP	H	R	ER	BB	SO	AB	O/BA	WP	HBP	BK	PO	A	E	Fld%
2017	3.00	0-0	3	0	0	0/0	0	3.0	4	1	1	0	3	13	.308	0	1	0	0	3	0	1.000
2018	2.08	2-2	29	0	0	0/1	4	43.1	22	10	10	19	39	148	.149	3	0	0	3	5	0	1.000
2019	3.59	2-5	30	0	0	0/0	11	47.2	39	22	19	16	44	177	.220	4	4	2	3	7	0	1.000
Totals	2.87	4-7	62	0	0	0/1	15	94.0	65	33	30	35	86	338	.192	7	5	2	6	15	0	1.000

Year	Avg	GP-GS	AB	R	H	2B	3B	HR	RBI	TB	Slg%	BB	HP	SO	GDP	OB%	SF	SH	SB	PO	A	E	Fld%
2017	----	1-0	0	0	0	0	0	0	0	0	----	0	0	0	0	----	0	0	0-0	0	3	0	1.000

ACC REGULAR SEASON

Year	ERA	W-L	APP	GS	CG	SHO/CBO	SV	IP	H	R	ER	BB	SO	AB	O/BA	WP	HBP	BK	PO	A	E	Fld%
2017	0.00	0-0	1	0	0	0/0	0	0.1	0	0	0	0	0	1	.000	0	0	0	0	2	0	1.000
2018	2.29	1-1	14	0	0	0/1	1	19.2	13	5	5	10	16	70	.186	2	0	0	1	1	0	1.000
2019	5.70	2-4	16	0	0	0/0	4	23.2	26	16	15	9	18	94	.277	2	3	2	3	5	0	1.000
Totals	4.12	3-5	31	0	0	0/1	5	43.2	39	21	20	19	34	165	.236	4	3	2	4	8	0	1.000

Year	Avg	GP-GS	AB	R	H	2B	3B	HR	RBI	TB	Slg%	BB	HP	SO	GDP	OB%	SF	SH	SB	PO	A	E	Fld%
2017	----	1-0	0	0	0	0	0	0	0	0	----	0	0	0	0	----	0	0	0-0	0	2	0	1.000

VETERAN BIOS



MAC STARBUCK

24

INF • R-R • 5-8 • 175 • *FR • RS
EASLEY, S.C.
EASLEY HS
SPORTS COMMUNICATION

Redshirt freshman who had one of the team's best fall seasons.

2019 (FRESHMAN)

Redshirted as a member of the developmental squad ... No. 130 freshman in the ACC in the preseason by Perfect Game ... played for Gastonia in the Coastal Plain League

in the summer, where he hit .262 with four doubles, 15 RBIs, 23 runs, a .466 on-base percentage and 14 steals in 42 games.

BEFORE CLEMSON

North-South All-Star Game selection ... all-state and all-region ... team MVP during his senior season at

Easley, S.C. ... member of the state championship team during his senior season ... member of four conference championship teams ... lettered five times in baseball, including at Easley High School, where he was coached by Josh Warner.

PERSONAL

His father, Greg, an assistant coach at UNC Greensboro, was the volunteer assistant coach at Clemson (2016-19) and played two seasons at UNC Asheville in 1985,86 ... majoring in sports communication ... born McGwire Matthew Starbuck on Dec. 13, 1998 in Kernersville, N.C.

TIDBITS

- **Favorite hobbies** - Playing video games and watching sports on television
- **Favorite food or candy** - Lobster mac and cheese
- **Ideal vacation spot** - Kavala, Greece
- **Childhood hero** - His father
- **One person, living or dead, to eat dinner with** - Alex Bregman



SPENCER STRIDER

29

RHP • R-R • 6-0 • 195 • *SO • 1VL
KNOXVILLE, TENN.
CHRISTIAN ACADEMY OF KNOXVILLE
POLITICAL SCIENCE

Clemson's top freshman in 2018, but missed 2019 due to injury ... has one of the hardest fastballs on the team ... has been both a long reliever and starter ... two-time ACC Academic Honor Roll member.

2019 (SOPHOMORE)

ACC Academic Honor Roll member ... suffered an arm injury in January and received a medical redshirt.

2018 (FRESHMAN)

Freshman All-American by Collegiate Baseball ... All-ACC Freshman selection ... ACC Academic Honor Roll member ... had a 5-2 record and 4.76 ERA in 22 appearances (six starts) ... in 51.0 innings pitched, he allowed 40 hits (.215 opponents' batting average) and 35 walks with 70 strikeouts ... fourth in Tiger history in strikeouts per nine innings pitched (12.35) ... led the team in strikeouts ... had a 2.75 ERA in 36.0 innings pitched after the third inning ... had a 3-0 record, one save, a 2.59 ERA, .171 opponents' batting average and 46 strikeouts in 31.1 innings pitched over his 16 relief appearances ... had a 2-0 record, 2.14 ERA, .205 opponents' batting average and 27 strikeouts in 21.0 innings pitched over nine appearances (one start) in ACC regular-season games ... had a 1-0 record, 1.29 ERA, .128 opponents' batting

average and 19 strikeouts in 14.0 innings pitched over five appearances (one start) on opponents' home fields ... pitched 3.0 innings in relief, allowing two hits and one walk with seven strikeouts to earn the win against William & Mary on Feb. 17; was his first career appearance ... pitched 3.0 innings in relief, allowing two hits and one run with four strikeouts to record his first career save in the first game of a doubleheader against No. 10 Dallas Baptist on Feb. 24 ... pitched 2.1 scoreless innings in relief with five strikeouts to earn the win in the first game of a doubleheader against Georgia Tech on March 10 ... pitched 2.2 innings in relief, allowing two hits and no runs with four strikeouts in the second game of a doubleheader at No. 11 Louisville on March 25 ... pitched 6.2 innings in a starting role, allowing two hits and one run with seven strikeouts to earn the win against No. 18 Coastal Carolina on April 3; did not allow a hit or a runner past first base until the seventh inning ... pitched 2.0 perfect innings in relief with three strikeouts at No. 12 Georgia on April 17 ... pitched 3.1 innings in relief, allowing one hit and no runs with five strikeouts at Wake Forest on April 20 ... pitched 2.2 innings in relief, allowing one hit and no runs with six strikeouts to earn the win against Kennesaw State on April 24 ... pitched 5.0 innings in his first career ACC regular-season start,

STRIDER'S CAREER HIGHS

Total IP	6.2	Coastal Carolina	4-3-18
Scoreless IP	3.1	Wake Forest	4-20-18
Hits	5	Michigan State	3-7-18
Runs	5	many (2)	-----
Earned Runs	5	Vanderbilt	6-3-18
Walks	3	many (6)	-----
Strikeouts	7	many (3)	-----

allowing three hits and two runs with seven strikeouts to earn the win at Pittsburgh on May 17 ... played for Falmouth in the Cape Cod League in the summer, where he was 2-2 with a 3.37 ERA and 28 strikeouts in 26.2 innings pitched over six appearances (five starts).

BEFORE CLEMSON

Drafted in the 35th round (No. 1,062 overall pick) by the Cleveland Indians ... first-team All-American as a senior ... state Gatorade Player-of-the-Year and Mr. Baseball as a senior ... member of the state title team as a senior ... lettered three times in baseball at Christian Academy of Knoxville, where he was coached by Tommy Pharr.

PERSONAL

Majoring in political science ... born Spencer Robert Strider on Oct. 28, 1998 in Columbus, Ohio.

TIDBITS

- **Favorite hobbies** - Fishing, playing guitar, reading and cooking
- **Interesting fact about family/parents** - His grandmother is the "world's biggest Cleveland Indians fan"
- **One fact that most people don't know** - Recently became a vegan
- **Favorite food or candy** - Raspberries
- **Proudest childhood accomplishment** - Winning the baseball state championship in high school
- **Ideal vacation spot** - Cleveland, Ohio
- **Childhood hero** - Corey Kluber
- **One person, living or dead, to eat dinner with** - Bernie Sanders

STRIDER'S CAREER STATS

OVERALL																						
Year	ERA	W-L	APP	GS	CG	SHO/CBO	SV	IP	H	R	ER	BB	SO	AB	O/BA	WP	HBP	BK	PO	A	E	Fld%
2018	4.76	5-2	22	6	0	0/0	1	51.0	40	30	27	35	70	186	.215	9	8	2	2	2	0	1.000
ACC REGULAR SEASON																						
Year	ERA	W-L	APP	GS	CG	SHO/CBO	SV	IP	H	R	ER	BB	SO	AB	O/BA	WP	HBP	BK	PO	A	E	Fld%
2018	2.14	2-0	9	1	0	0/0	0	21.0	16	6	5	14	27	78	.205	2	3	1	1	2	0	1.000

VETERAN BIOS



BRYCE TEODOSIO

13

OF • R-L • 6-4 • 215 • JR. • 2VL
 SIMPSONVILLE, S.C.
 MAULDIN HS
 AGRIBUSINESS

TEODOSIO'S CAREER HIGHS

Runs	2	many (6)	-----
Hits	3	many (2)	-----
Doubles	2	South Alabama ⁽²⁾	2-16-19
Home Runs	1	many (13)	-----
RBIs	4	many (3)	-----
Walks	2	NC State	5-10-19
Steals	1	many (9)	-----

and senior seasons ... lettered three times in baseball at Mauldin High School, where he was coached by Jim Maciejewski.

PERSONAL

Pronounced tee-oh-DOH-see-oh ... majoring in agribusiness ... born Bryce Thomas Teodosio on June 18, 1999 in Greenville, S.C.

TIDBITS

- **Favorite hobbies** - Hunting and fishing
- **Interesting facts about family/parents** - Both parents went to Clemson and met there
- **One fact that most people don't know** - His dog is an Instagram and Southern Fried Cotton t-shirt model
- **Favorite food or candy** - Home-cooked steak
- **Proudest childhood accomplishment** - Achieving straight A's throughout elementary school
- **Ideal vacation spot** - Isle of Palms
- **Childhood hero** - Derek Jeter
- **One person, living or dead, to eat dinner with** - Tony Vandemore

Clemson's best defensive outfielder ... a career .200 hitter with a .392 slugging percentage and .291 on-base percentage in 92 games (78 starts) over two seasons ... has 12 doubles, 13 homers, 42 RBIs, 44 runs, 26 walks, nine hit-by-pitches and nine steals ... No. 47 ACC prospect for the 2020 draft in the preseason by D1Baseball.

2019 (SOPHOMORE)

Hit .215 with 32 runs, eight doubles, nine homers, 33 RBIs, a .403 slugging percentage, .295 on-base percentage, 16 walks, six hit-by-pitches and eight steals in 55 games (54 starts in center field) ... led the team in bunt singles (4) ... tied for the team lead in sacrifice bunts (2) ... hit a grand slam and had a hit-by-pitch in the first game of a doubleheader against South Alabama on Feb. 16 ... hit a homer against Charlotte on Feb. 18 ... went 3-for-4 with a homer, double, four RBIs, two runs and a steal against East Tennessee State on Feb. 26 ... went 1-for-4 with a homer and walk against South Carolina at Greenville, S.C. on March 2 ... hit a homer against No. 3 North Carolina on March 10 ... went 2-for-3 with an inside-the-park homer, a double, two RBIs, two runs and two hit-by-pitches at Boston College on March 23 ... went 1-for-2 with a homer and four RBIs at Virginia Tech on March 30 ... went 2-for-4 with a three-run homer and steal at Virginia Tech on March 31 ... went 3-for-4 against No. 8 Louisville on April 6 ... went 1-for-3 with a two-run homer and walk against Presbyterian College on May 7 ... No. 99 outfielder in the nation in the preseason by D1Baseball ... No. 106 college prospect for the 2020 draft in the preseason by D1Baseball ... No. 23 ACC prospect for the 2020 draft in the preseason by D1Baseball ... played for Hyannis in the Cape Cod League in the summer, where he hit .188 with three doubles, a homer, four RBIs, seven runs and a steal in 31 games; No. 17 outfielder prospect in the Cape Cod League by D1Baseball.

2018 (FRESHMAN)

Hit .165 with 12 runs, four doubles, four homers, nine RBIs, a .283 on-base percentage, 10 walks, three hit-by-pitches and a steal in 37 games (24 starts in center field) ... led the team in games off the bench (13) ... went 2-for-4 with a double and two runs, including the walkoff run, against William & Mary on Feb. 16; was his first career game ... hit his first career homer in the first game of a doubleheader against No. 10 Dallas Baptist

on Feb. 24 ... hit a solo homer against Georgia Tech on March 9 ... went 2-for-5 with a homer, two RBIs and two runs in the second game of a doubleheader against Georgia Tech on March 10 ... hit a two-run double off the bench against Boston College on March 31 ... hit a two-run homer at Virginia on April 28 ... suffered a broken collar bone in early May ... No. 113 freshman in the ACC in the preseason by Perfect Game ... played for Waynesboro in the Valley Baseball League in the summer, where he hit .275 with five homers and 14 RBIs in 21 games.

BEFORE CLEMSON

All-Upstate selection during his junior season at Mauldin High School ... all-region selection during his junior



TEODOSIO'S CAREER STATS

OVERALL

Year	Avg	GP-GS	AB	R	H	2B	3B	HR	RBI	TB	Slg%	BB	HP	SO	GDP	OB%	SF	SH	SB	PO	A	E	Fld%
2018	.165	37-24	79	12	13	4	0	4	9	29	.367	10	3	40	0	.283	0	3	1-3	66	0	1	.985
2019	.215	55-54	186	32	40	8	0	9	33	75	.403	16	6	71	0	.295	2	2	8-12	147	1	2	.987
Totals	.200	92-78	265	44	53	12	0	13	42	104	.392	26	9	111	0	.291	2	5	9-15	213	1	3	.986

ACC REGULAR SEASON

Year	Avg	GP-GS	AB	R	H	2B	3B	HR	RBI	TB	Slg%	BB	HP	SO	GDP	OB%	SF	SH	SB	PO	A	E	Fld%
2018	.179	19-12	39	7	7	2	0	3	7	18	.462	4	1	20	0	.273	0	2	0-1	42	0	0	1.000
2019	.216	27-26	88	13	19	4	0	4	14	35	.398	5	3	35	0	.278	1	1	3-5	77	0	2	.975
Totals	.205	46-38	127	20	26	6	0	7	21	53	.417	9	4	55	0	.277	1	3	3-6	119	0	2	.983

VETERAN BIOS



SAM WEATHERLY

22

LHP • L-L • 6-4 • 205 • JR. • 2VL
HOWELL, MICH.
HOWELL HS
CRIMINAL JUSTICE

Two-way player in the 2018 season who saw limited action during his freshman season, then became one of the team's best relief pitchers in the 2019 season ... has a hard fastball and sharp breaking ball ... in 49.2 innings pitched over 29 appearances (five starts) and two seasons, he has a 2-0 record and a 4.71 ERA while allowing 41 hits (.237 opponents' batting average) and

47 walks with 63 strikeouts ... No. 140 prospect for the 2020 draft in the preseason by D1Baseball ... No. 62 junior in the nation in the preseason by Perfect Game ... No. 36 ACC prospect for the 2020 draft in the preseason by D1Baseball.

2019 (SOPHOMORE)

Had a 2-0 record and 3.38 ERA in 21 relief appearances ... in 29.1 innings pitched, he allowed 17 hits (.175 opponents' batting average), one home run and 30 walks with 46 strikeouts ... led the team in opponents' batting average ... allowed just three extra-base hits ... had two pickoffs ... allowed only seven of 23 inherited baserunners to score ... pitched 1.2 hitless and scoreless innings in relief with five strikeouts in the second game of a doubleheader against South Alabama on Feb. 16 ... pitched 2.1 innings in relief, allowing no hits and no earned runs with four strikeouts to earn his first career win against Virginia Military on Feb. 24 ... pitched 1.1 innings in relief, allowing one hit with three strikeouts to earn the win against South Carolina at Greenville, S.C. on March 2 ... pitched 3.2 innings in relief, allowing three hits, one run and one walk with four strikeouts against No. 8 Louisville on April 7 ... pitched 2.0 innings in relief, allowing one hit and no runs with one strikeout at Florida State on April 14 ... pitched 2.1 hitless and scoreless innings in relief with three strikeouts against Duke on April 21 ... pitched 1.2 innings in relief, allowing one hit and no runs with three strikeouts at No. 11 Georgia Tech on April 26 ... No. 52 sophomore in the nation during the preseason by Perfect Game ... played for Falmouth in the Cape Cod League during the summer, where he amassed an 0-1 record with a 4.32 ERA and 18 strikeouts in 16.2 innings pitched over 11 appearances (one start).

2018 (FRESHMAN)

Had an 0-0 record and a 6.64 ERA in eight appearances (five starts) ... in 20.1 innings pitched, he allowed 24 hits (.316 opponents' batting average), one homer and 17 walks with 17 strikeouts ... hit .100 with a run, an RBI, a walk and steal in seven games (two starts, includ-

WEATHERLY'S CAREER HIGHS

Total IP	4.1	Furman	3-27-18
Scoreless IP	2.1	Duke	4-21-19
Hits	6	Vanderbilt	6-3-18
Runs	4	many (2)	-----
Earned Runs	3	many (5)	-----
Walks	5	many (4)	-----
Strikeouts	6	Furman	3-27-18
Runs	1	Furman	3-27-18
Hits	1	Furman	3-27-18
Doubles	0	-----	-----
Home Runs	0	-----	-----
RBI's	1	Furman	3-27-18
Walks	1	Boston College	3-30-18
Steals	1	Furman	3-27-18

ing one in left field and one as the DH) ... Clemson had a 5-0 record in his five starts on the mound ... did not allow a steal in four attempts ... pitched 3.0 innings in a starting role, allowing three hits, one run and one walk with three strikeouts against Furman on Feb. 20; was his first career appearance ... No. 23 freshman in the nation in the preseason by Perfect Game ... No. 11 freshman in the ACC in the preseason by Perfect Game ... No. 16 freshman in the ACC in the preseason by D1Baseball ... played for Kalamazoo in the Northwoods League in the summer, where he was 0-2 with a 7.71 ERA and 19 strikeouts in 18.2 innings pitched over five starts; played four games as a hitter.

BEFORE CLEMSON

Drafted in the 27th round (No. 819 overall pick) by the Toronto Blue Jays ... East Michigan All-Star as a senior ... all-state, all-district, all-region and all-conference selection as a junior and senior ... state's Mr. Baseball as a senior ... lettered three times in baseball at Howell High School, where he was coached by Mike Weatherly.

PERSONAL

His father, Mike, played baseball at Central Michigan (1984-88) ... majoring in criminal justice ... born Samuel Thomas Weatherly on May 28, 1999 in Ann Arbor, Mich.

TIDBITS

- **Favorite hobbies** - Golfing, hunting, fishing, hanging out with friends and watching movies
- **Interesting facts about family/parents** - Has two brothers, both taller than him (6'5", 6'6"), and a sister almost as tall (6'0")
- **One fact that most people don't know** - Does great impersonations
- **Favorite food or candy** - Any home-cooked meal
- **Proudest childhood accomplishment** - Beat his fourth-grade teacher in a multiplication test
- **Ideal vacation spot** - Holland, Mich.
- **Childhood hero** - Justin Verlander
- **One person, living or dead, to eat dinner with** - Bill Gates

WEATHERLY'S CAREER STATS

OVERALL

Year	ERA	W-L	APP	GS	CG	SHO/CBO	SV	IP	H	R	ER	BB	SO	AB	O/BA	WP	HBP	BK	PO	A	E	Fld%
2018	6.64	0-0	8	5	0	0/0	0	20.1	24	17	15	17	17	76	.316	5	3	1	1	3	0	1.000
2019	3.38	2-0	21	0	0	0/0	0	29.1	17	14	11	30	46	97	.175	5	3	0	0	3	0	1.000
Totals	4.71	2-0	29	5	0	0/0	0	49.2	41	31	26	47	63	173	.237	10	6	1	1	6	0	1.000

Year	Avg	GP-GS	AB	R	H	2B	3B	HR	RBI	TB	Sig%	BB	HP	SO	GDP	OB%	SF	SH	SB	PO	A	E	Fld%
2018	.100	7-2	10	1	1	0	0	0	1	1	.100	1	0	4	0	.182	0	0	1-1	1	3	0	1.000

ACC REGULAR SEASON

Year	ERA	W-L	APP	GS	CG	SHO/CBO	SV	IP	H	R	ER	BB	SO	AB	O/BA	WP	HBP	BK	PO	A	E	Fld%
2018	0.00	0-0	1	0	0	0/0	0	1.0	1	0	0	0	2	4	.250	0	0	0	1	0	0	1.000
2019	4.30	0-0	11	0	0	0/0	0	14.2	13	7	7	11	18	51	.255	2	2	0	0	1	0	1.000
Totals	4.02	0-0	12	0	0	0/0	0	15.2	14	7	7	11	20	55	.255	2	2	0	1	1	0	1.000

Year	Avg	GP-GS	AB	R	H	2B	3B	HR	RBI	TB	Sig%	BB	HP	SO	GDP	OB%	SF	SH	SB	PO	A	E	Fld%
2018	.000	4-1	5	0	0	0	0	0	0	0	.000	1	0	3	0	.167	0	0	0-0	1	0	0	1.000

ROOKIE BIOS



RYAN AMMONS

42

🐾 LHP • L-L • 6-0 • 190 • FR. • HS
 🐾 EASLEY, S.C.
 🐾 WREN HS
 🐾 PARKS, RECREATION & TOURISM MANAGEMENT

First-year freshman who will compete for innings out of the bullpen.

Before Clemson: North/South Select Team ... all-state pick ... three-time all-region pick ... two-time all-state pick and two-time all-region pick in basketball ... lettered four times in baseball and two times in basketball at Wren High School, where he was coached by Randy Thompson.

Personal: Majoring in parks, recreation & tourism management ... born Ryan Moore Ammons on April 17, 2001 in Easley, S.C.

- **Favorite hobby** - Playing video games
- **Interesting fact about family/parents** - Both of his parents are Clemson graduates
- **One fact that most people don't know** - Was a two-time all-state basketball player
- **Favorite food or candy** - Any type of pasta
- **Proudest childhood accomplishment** - Winning his elementary school's race day three times
- **Childhood hero** - Derek Jeter



J.D. BROCK

21

🐾 LHP/OF • L-L • 6-1 • 200 • FR. • HS
 🐾 DAVIDSON, N.C.
 🐾 WILLIAM AMOS HOUGH HS
 🐾 PARKS, RECREATION & TOURISM MANAGEMENT

No. 196 freshman in the nation in the preseason by Perfect Game ... No. 38 freshman in the ACC in the preseason by Perfect Game.

Before Clemson: Three-time all-state selection ... named conference player-of-the-year twice ... four-time all-conference pick ... set the school career record for homers and hits ... lettered four times in baseball at William Amos Hough High School, where he was coached by Jimmy Cochran.

Personal: His grandfather, Gary, played baseball at Clemson ... majoring in parks, recreation & tourism management ... born Johnathan David Brock on Aug. 10, 2000 in Dallas, Texas.

- **Favorite hobbies** - Hanging out with friends and going to the movies
- **One fact that most people don't know** - Does everything righthanded and rightfooted except throwing and swinging in baseball
- **Ideal vacation spot** - Tahiti
- **Childhood hero** - His father
- **One person, living or dead, to eat dinner with** - Selena Gomez



MACK ANGLIN

12

🐾 RHP • R-R • 6-4 • 210 • FR. • HS
 🐾 MARENGO, OHIO
 🐾 HIGHLAND HS
 🐾 PRE-BUSINESS

No. 25 freshman in the nation in the preseason by Perfect Game ... No. 6 freshman in the ACC in the preseason by Perfect Game ... No. 23 ACC prospect for the 2021 draft in the preseason by D1Baseball ... No. 15 ACC prospect for the 2022 draft in the preseason by D1Baseball.

Before Clemson: All-American by Perfect Game ... Ohio Gatorade Player-of-the-Year ... three-time all-state pick ... scored over 1,000 career points in basketball ... lettered four times in baseball and four times in basketball at Highland High School, where he was coached by Donnie Kline.

Personal: His father, Bob, played football at Muskingum ... majoring in pre-business ... born Robert Mack Anglin on July 5, 2000 in Columbus, Ohio.

- **Favorite hobbies** - Hunting, fishing and hanging out with friends and family
- **One fact that most people don't know** - All-state in basketball twice
- **Proudest childhood accomplishment** - Was the quarterback of two undefeated football teams
- **Childhood hero** - His father
- **One person, living or dead, to eat dinner with** - Abraham Lincoln



NICK CLAYTON

44

🐾 RHP • R-R • 6-4 • 190 • FR. • HS
 🐾 YORK, S.C.
 🐾 YORK COMPREHENSIVE HS
 🐾 PRE-BUSINESS

No. 36 freshman in the nation in the preseason by Perfect Game ... No. 8 freshman in the ACC in the preseason by Perfect Game.

Before Clemson: All-state selection ... region pitcher-of-the-year ... lettered four times in baseball at York Comprehensive High School, where he was coached by Eddie Tisdale and Tripper Crissan.

Personal: His cousins, Chad and Drew, played baseball at USC Lancaster ... majoring in pre-business ... born Nicholas Bryant Clayton on April 10, 2001 in York, S.C.

- **Favorite hobbies** - Golfing, hunting and hanging out with friends
- **One fact that most people don't know** - Used to play the piano at a young age
- **Favorite food or candy** - Bacon-wrapped duck and sour punch straws
- **Ideal vacation spot** - Australia
- **Childhood hero** - His father
- **One person, living or dead, to eat dinner with** - LeBron James



DYLAN BREWER

3

🐾 OF/1B • L-L • 6-2 • 170 • FR. • HS
 🐾 LATTA, S.C.
 🐾 LATTA HS
 🐾 COMMUNICATION

No. 10 college prospect for the 2022 draft in the preseason by Perfect Game ... No. 11 freshman in the nation in the preseason according to Perfect Game ... No. 2 freshman in the ACC in the preseason by Perfect Game ... No. 12 ACC prospect for the 2022 draft in the preseason by D1Baseball.

Before Clemson: Drafted in the 32nd round (No. 956 overall pick) by the Giants ... four-time all-state and all-region ... AA player-of-the-year ... led his team to the state title as a junior ... lettered four times in baseball at Latta High School, where he was coached by Donald Cribb.

Personal: Majoring in communication ... born Dylan Oakley Brewer on Sept. 29, 2000 in Hartsville, S.C.

- **Favorite hobby** - Playing video games
- **Interesting facts about family/parents** - Tom Brewer, his relative, played in the majors
- **One fact that most people don't know** - Has a brother who has special needs
- **Favorite food or candy** - Steak
- **Proudest childhood accomplishment** - Winning a state title his junior year of high school
- **One person, living or dead, to eat dinner with** - Peyton Manning



JONATHAN FRENCH

9

🐾 C • R-R • 5-10 • 220 • FR. • HS
 🐾 LILBURN, GA.
 🐾 PARKVIEW HS
 🐾 COMMUNICATION

No. 26 freshman in the nation in the preseason by Perfect Game ... No. 4 freshman in the ACC in the preseason by Perfect Game ... No. 3 ACC prospect for the 2022 draft in the preseason by Baseball America ... No. 25 ACC prospect for the 2022 draft in the preseason by D1Baseball.

Before Clemson: Drafted in the 30th round (No. 910 overall pick) by the Cleveland Indians ... Under Armour All-American ... Second-team All-American by Baseball America ... first-team all-state selection ... set the school record for RBIs in a season ... led his team to state titles as a junior (34-6) and senior (36-4) ... lettered four times in baseball and one time in football at Parkview High School, where he was coached by Chan Brown.

Personal: Majoring in communication ... born Jonathan Edward French on Oct. 16, 2000 in Atlanta, Ga.

- **One fact that most people don't know** - Played the trumpet in middle school
- **Proudest childhood accomplishment** - Winning back-to-back state titles in high school
- **Ideal vacation spot** - Venice, Italy
- **Childhood heroes** - His parents
- **One person, living or dead, to eat dinner with** - Guy Fieri

ROOKIE BIOS



PIERCE GALLO

4

INF • R-R • 6-1 • 190 • FR. • HS
MARIETTA, GA.
WALTON HS
PRE-BUSINESS

No. 270 freshman in the nation in the preseason by Perfect Game ... No. 52 freshman in the ACC in the preseason by Perfect Game ... No. 36 ACC prospect for the 2022 draft in the preseason by D1Baseball.

Before Clemson: Two-time all-state selection ... Cobb County Player-of-the-Year ... lettered four times in baseball at Walton High School, where he was coached by Shane Amos.

Personal: His father, Scott, played baseball at Rowan ... majoring in pre-business ... born William Pierce Gallo on Nov. 2, 1999 in Denver, Colo.

- **Interesting facts about family/parents** - His family has lived all over the world
- **One fact that most people don't know** - Almost got trampled by a herd of elephants in Kenya
- **Favorite food or candy** - Spaghetti and meatballs
- **Ideal vacation spot** - Long Beach Island, N.J.
- **Childhood hero** - His father
- **One person, living or dead, to eat dinner with** - Warren Buffett



GEOFFREY GILBERT

31

LHP • L-L • 6-1 • 210 • FR. • HS
CHARLESTON, S.C.
BISHOP ENGLAND HS
PSYCHOLOGY

No. 235 freshman in the nation in the preseason by Perfect Game ... No. 46 freshman in the ACC in the preseason by Perfect Game ... No. 50 ACC prospect for the 2022 draft in the preseason by D1Baseball.

Before Clemson: All-American by Collegiate Baseball and USA Today as a junior and senior ... Mr. Baseball in South Carolina as a senior ... Gatorade Player-of-the-Year in South Carolina as a junior ... led his team to the state title three times ... lettered six times in baseball and two times in swimming at Bishop England High School, where he was coached by Mike Darnell.

Personal: Majoring in psychology ... born Geoffrey Eastham Gilbert on May 3, 2001 in Charleston, S.C.

- **Interesting facts about family/parents** - Both of his parents attended South Carolina
- **One fact that most people don't know** - Had a chance to be a Junior Olympian in swimming
- **Proudest childhood accomplishment** - Winning the 12U Perfect Game national championship
- **Ideal vacation spot** - Rome, Italy
- **Childhood hero** - His grandfather
- **One person, living or dead, to eat dinner with** - Kobe Bryant



NICK HOFFMANN

37

RHP • R-R • 6-2 • 215 • FR. • HS
CENTERVILLE, OHIO
CENTERVILLE HS
PRE-BUSINESS

First-year freshman who will compete for innings out of the bullpen.

Before Clemson: All-state selection as a junior and senior ... lettered four times in baseball at Centerville High School, where he was coached by Jason Whited.

Personal: His sister, Grace, was a swimmer at Miami (Ohio) in 2015 and 2016 ... majoring in pre-business ... born Nicholas Michael Hoffmann on June 2, 2000 in Centerville, Ohio.

- **Interesting facts about family/parents** - His great-grandfather came to the U.S. on RMS Carpathia, the boat that rescued survivors on the Titanic
- **One fact that most people don't know** - Was a lifeguard for four years
- **Proudest childhood accomplishment** - Going 33-0 with his third-grade basketball team
- **Ideal vacation spot** - Dubai
- **Childhood hero** - His father
- **One person, living or dead, to eat dinner with** - John Wooden



PAUL LABRIOLA

39

LHP • L-L • 6-6 • 200 • FR. • HS
BRADENTON, FLA.
CARDINAL MOONEY CATHOLIC HS
PARKS, RECREATION & TOURISM MANAGEMENT

First-year freshman who will compete for innings out of the bullpen.

Before Clemson: Florida Diamond Club All-Star ... team MVP ... lettered four times in baseball at Cardinal Mooney Catholic High School, where he was coached by Greg Mulhollen.

Personal: Majoring in parks, recreation & tourism management ... born Paul James Labriola on Nov. 13, 2000 in Sarasota, Fla.

- **Favorite hobby** - Salt-water fishing
- **Interesting facts about family/parents** - One of his great-grandfathers played in the minor leagues, and the other was Jim Valvano's godfather
- **One fact that most people don't know** - Won a home run derby in high school
- **Favorite food or candy** - Any Italian food
- **Proudest childhood accomplishment** - Pitching at Florida Diamond Club
- **Ideal vacation spot** - Little Gasparilla Island
- **Childhood hero** - Buzz Lightyear
- **One person, living or dead, to eat dinner with** - Alan Jackson



BRETT PERCIVAL

40

RHP • R-R • 6-3 • 220 • FR. • HS
LANCASTER, S.C.
ANDREW JACKSON HS
HEALTH SCIENCE

First-year freshman who will compete for innings out of the bullpen.

Before Clemson: South Carolina Select Team All-Star ... North/South Select All-Star ... all-state selection as a senior ... all-region selection as a junior and senior ... lettered five times in baseball and one time in football at Andrew Jackson High School, where he was coached by Mike Lucas.

Personal: Majoring in health science ... born Brett Daniel Percival on April 15, 2001 in Lancaster, S.C.

- **Favorite hobbies** - Hunting and fishing
- **Interesting fact about family/parents** - Both of his parents are podiatrists
- **Favorite food or candy** - Steak
- **Proudest childhood accomplishment** - Playing at Wrigley Field with USA Baseball
- **Ideal vacation spot** - Florida Keys
- **Childhood hero** - Buzz Lightyear
- **One person, living or dead, to eat dinner with** - Luke Combs



REGAN REID

49

INF/OF • R-R • 5-7 • 180 • FR. • HS
ANDERSON, S.C.
T.L. HANNA HS
PRE-BUSINESS

First-year freshman who will compete for playing time in the infield.

Before Clemson: Region player-of-the-year ... three-time all-region selection ... lettered five times in baseball at T.L. Hanna High School, where he was coached by Daniel Crenshaw.

Personal: Majoring in pre-business ... born Regan James Reid on Jan. 9, 2001 in Anderson, S.C.

- **Favorite hobbies** - Playing Spikeball and spending time on Lake Hartwell
- **Interesting fact about family/parents** - Both of his siblings are doctors
- **One fact that most people don't know** - Can do a standing backflip
- **Favorite food or candy** - Ribeye steak and sushi
- **Proudest childhood accomplishment** - Learned to ride a bike without training wheels at two
- **Ideal vacation spot** - Mykonos, Greece
- **Childhood hero** - The Incredible Hulk
- **One person, living or dead, to eat dinner with** - Jesus

AGAINST ALL COMPETITION

Opponent ^(First Game - Last Game)	G	W	L	Win %	^CU	^Opp	Home	Away	Neutral
Adelphi ⁽¹⁹⁵⁹⁾	1	1	0	1.000	16	8	1-0		
Alabama ⁽¹⁹¹⁹⁻¹⁰⁾	26	13	13	.500	160	150	6-5	4-6	3-2
Alabama-Birmingham ⁽²⁰¹²⁾	3	2	1	.667	14	7	2-1		
Appalachian State ⁽¹⁹⁷³⁻¹⁴⁾	21	19	2	.905	168	64	17-2	2-0	
Arizona ⁽¹⁹⁵⁸⁻⁹⁰⁾	5	2	3	.400	27	23			2-3
Arizona State ⁽¹⁹⁷⁷⁻¹⁵⁾	5	1	4	.200	23	35		0-2	1-2
Arkansas ⁽¹⁹⁸⁷⁻⁰²⁾	6	3	3	.500	40	34	2-1	1-0	0-2
Arkansas State ⁽¹⁹⁹⁵⁾	1	1	0	1.000	7	2			1-0
Armstrong State ⁽¹⁹⁸⁹⁾	2	1	1	.500	7	6			1-1
Auburn ^{***} (1901-2010)	93	42	48	.468	506	552	16-17	18-29	8-2
Austin Peay ⁽¹⁹⁷³⁻¹⁸⁾	4	3	1	.750	24	13	2-1		1-0
Ball State ⁽¹⁹⁸⁴⁾	3	1	2	.333	15	11	1-2		
Baylor ⁽²⁰⁰⁵⁾	3	1	2	.333	6	15		1-2	
Belmont Abbey ⁽¹⁹⁰⁴⁻⁷¹⁾	6	6	0	1.000	58	16	3-0	3-0	
Birmingham-Southern ⁽¹⁹²³⁻⁰⁴⁾	4	3	1	.750	21	15		1-1	2-0
Boston College ⁽²⁰⁰⁶⁻¹⁹⁾	43	33	10	.767	285	172	16-5	17-4	0-1
Bradley ⁽¹⁹⁵⁰⁾	2	1	1	.500	10	3			1-1
Brigham Young ⁽¹⁹⁸⁸⁾	1	0	1	.000	2	9			0-1
Buffalo ⁽¹⁹⁶⁹⁾	3	3	0	1.000	61	9	3-0		
California ⁽¹⁹⁸⁰⁻⁹⁷⁾	4	1	3	.250	40	33	1-2		0-1
California State-Fullerton ⁽²⁰⁰⁶⁾	1	0	1	.000	6	7			0-1
California State-Los Angeles ⁽¹⁹⁷⁷⁾	1	0	1	.000	0	1			0-1
California State-Northridge ⁽¹⁹⁹⁷⁾	2	1	1	.500	13	25			1-1
California-Irvine ⁽²⁰⁰⁵⁾	3	3	0	1.000	18	8	3-0		
California-Los Angeles ⁽¹⁹⁹²⁾	1	0	1	.000	5	6			0-1
Campbell ⁽¹⁹⁸²⁻⁹⁰⁾	5	3	2	.600	37	22	3-1	0-1	
Central Florida ⁽¹⁹⁹⁸⁻⁰⁸⁾	8	5	3	.625	45	35	1-2	3-0	1-1
Central Michigan ⁽¹⁹⁷³⁾	1	0	1	.000	4	8	0-1		
Charleston Southern ⁽¹⁹⁷⁶⁻¹⁸⁾	21	20	1	.952	163	60	17-1	3-0	
Charleston, College of ⁽¹⁸⁹⁹⁻²⁰¹⁹⁾	31	29	2	.935	267	102	20-2	8-0	1-0
Charlotte ⁽¹⁹⁸⁵⁻¹⁹⁾	16	13	3	.813	157	74	9-2	4-1	
Cincinnati ⁽¹⁹³⁶⁻¹¹⁾	4	2	2	.500	34	25	1-1		1-1
Citadel, The ⁽¹⁹⁰⁰⁻²⁰¹⁹⁾	104	86	18	.827	897	425	49-7	32-11	5-0
Coastal Carolina ⁽¹⁹⁸⁶⁻¹⁹⁾	57	47	10	.825	507	259	34-6	11-4	2-0
Colorado State ⁽¹⁹⁵⁹⁾	1	1	0	1.000	7	1			1-0
Columbus ⁽¹⁹⁷⁷⁻⁹¹⁾	8	7	1	.875	70	23	2-0	5-1	
Connecticut ⁽²⁰¹¹⁾	2	0	2	.000	7	21	0-2		
Cornell ⁽¹⁸⁹⁹⁻⁸⁰⁾	6	4	2	.667	40	34	3-1		1-1
Creighton ⁽¹⁹⁹⁰⁻⁹⁹⁾	5	1	4	.200	29	35			1-4
Dallas Baptist ⁽²⁰¹⁸⁾	3	3	0	1.000	24	4	3-0		
Davidson ⁽¹⁹⁰³⁻²⁰¹¹⁾	37	28	9	.757	373	135	20-3	8-5	0-1
Dayton ⁽²⁰¹⁰⁾	1	1	0	1.000	6	5	1-0		
Delaware ⁽¹⁹⁹⁹⁾	1	1	0	1.000	17	3			1-0
Duke ^{**} (1904-2019)	204	130	72	.642	1421	946	68-28-1	51-30-1	11-14
East Carolina ⁽¹⁹⁶⁸⁻⁰⁵⁾	22	13	9	.591	120	83	9-2	4-6	0-1
East Tennessee State ⁽¹⁹⁶⁹⁻¹⁹⁾	27	21	6	.778	218	84	19-4	2-2	
Eastern Kentucky ⁽¹⁹⁹²⁾	2	2	0	1.000	29	0	2-0		
Eastern Michigan ⁽¹⁹⁷⁵⁻¹⁴⁾	8	4	4	.500	49	35	4-2	0-1	0-1
Elon ⁽¹⁹²⁰⁻¹⁷⁾	24	17	7	.708	161	119	16-7		1-0
Erskine ⁽¹⁸⁹⁸⁻⁸⁵⁾	102	72	30	.706	537	335	34-10	30-14	8-6
Florida ⁽¹⁹²⁸⁻⁸³⁾	30	12	18	.400	186	200	1-1	9-16	2-1
Florida Atlantic ⁽¹⁹⁹⁸⁾	2	1	1	.500	11	11	1-1		
Florida Gulf Coast ⁽²⁰¹⁰⁾	4	3	1	.750	32	15	3-1		
Florida International ⁽¹⁹⁸⁵⁻⁸⁷⁾	4	2	2	.500	14	19	1-1	1-1	
Florida Southern ⁽¹⁹⁷⁴⁻⁷⁶⁾	4	2	2	.500	22	13		2-2	
Florida State ^{*(1958-19)}	149	69	79	.466	847	898	35-23	20-42-1	14-14
Fordham ⁽¹⁹⁸⁸⁾	1	1	0	1.000	3	2			1-0
Francis Marion ⁽¹⁹⁷⁶⁻⁸⁶⁾	10	9	1	.900	95	37	4-1	5-0	
Fresno State ⁽¹⁹⁸⁸⁻⁹⁴⁾	6	2	4	.333	44	51		0-1	2-3
Furman ^{****} (1896-2019)	215	154	57	.726	1737	971	83-26-1	63-28-2	8-3-1
Gardner-Webb ⁽¹⁹⁷⁵⁻¹⁹⁾	12	11	1	.917	112	39	10-0	1-1	
George Mason ⁽¹⁹⁹⁵⁻⁰⁷⁾	9	8	1	.889	106	20	8-1		
George Washington ⁽¹⁹⁵⁸⁻⁸⁸⁾	4	3	1	.750	17	13	1-0	0-1	2-0
Georgia ^{**} *(1900-2019)	236	108	126	.462	1420	1363	57-51-2	48-71	3-4
Georgia Regents ⁽¹⁹⁸⁴⁻⁹¹⁾	3	3	0	1.000	42	7	2-0	1-0	
Georgia Southern ^{*(1959-16)}	90	59	30	.661	703	439	31-13	22-17-1	6-0
Georgia Tech ^{****} (1902-2019)	229	115	111	.509	1470	1387	51-26-1	45-76-2	19-9
Gordon Military ⁽¹⁹⁰⁹⁾	1	0	1	.000	3	5			0-1
Grand Canyon ⁽¹⁹⁹⁴⁾	2	2	0	1.000	12	1			2-0
Guilford ⁽¹⁹¹⁸⁾	2	0	2	.000	3	7	0-2		
Hawaii ⁽¹⁹⁹⁴⁾	1	1	0	1.000	7	3		1-0	
Hawaii-Hilo ⁽¹⁹⁹⁴⁾	3	3	0	1.000	29	9		3-0	
High Point ⁽¹⁹⁷⁶⁻¹⁴⁾	10	10	0	1.000	65	14	9-0	1-0	
Hobart ⁽¹⁹⁰²⁾	1	1	0	1.000	10	2	1-0		
Holy Cross ⁽¹⁹⁵⁸⁻¹²⁾	2	1	1	.500	20	21	1-0		0-1
Howard ⁽¹⁹⁷⁸⁻⁸²⁾	10	10	0	1.000	102	28	10-0		
Illinois ⁽¹⁹⁸⁶⁻¹⁹⁾	4	4	0	1.000	32	14	3-0		1-0
Jacksonville ⁽¹⁹⁶⁹⁻⁹⁵⁾	5	3	2	.600	32	29	2-0	1-2	
Jacksonville State ⁽²⁰¹⁹⁾	1	0	1	.000	2	9			0-1
James Madison ⁽¹⁹⁷⁶⁻¹⁶⁾	23	21	2	.913	190	72	20-0	1-2	
Kansas ⁽¹⁹⁹³⁻⁰⁶⁾	4	2	2	.500	17	20	2-1		0-1
Kansas State ⁽¹⁹⁹³⁻⁹⁹⁾	4	3	1	.750	31	17	3-0		0-1
Kennesaw State ⁽²⁰¹⁸⁾	2	2	0	1.000	16	6	1-0	1-0	
Kent State ^{*(1969)}	3	1	1	.500	29	16	1-1-1		
Kentucky ⁽¹⁹⁵⁰⁻⁹⁷⁾	9	6	3	.667	50	35	6-1		0-2
Lewis ⁽¹⁹⁷⁷⁻⁷⁸⁾	6	6	0	1.000	31	12	6-0		
Lewis-Clark State ⁽¹⁹⁹⁴⁾	1	0	1	.000	2	9			0-1
Liberty ⁽¹⁹⁸⁸⁻¹⁴⁾	8	2	6	.250	46	53	2-3	0-1	0-2

Opponent ^(First Game - Last Game)	G	W	L	Win %	^CU	^Opp	Home	Away	Neutral
Long Beach State ⁽¹⁹⁸⁸⁻⁹¹⁾	2	1	1	.500	21	19			1-1
Louisiana ⁽¹⁹⁹¹⁻⁰⁰⁾	3	1	2	.333	29	23			1-2
Louisville ⁽¹⁹⁷⁰⁻¹⁹⁾	24	14	10	.583	136	93	9-6	2-4	3-0
Maine ⁽¹⁹⁹¹⁻¹⁶⁾	26	24	2	.923	248	93	20-2	1-0	3-0
Marshall ⁽¹⁹⁷⁵⁻⁹⁰⁾	17	15	2	.882	179	53	15-1		0-1
Maryland ⁽¹⁹²³⁻¹⁴⁾	164	123	41	.750	1192	659	67-9	45-28	11-4
Massachusetts ⁽¹⁹⁵⁹⁻⁶⁹⁾	6	5	1	.833	49	28	5-1		
Memphis ⁽²⁰⁰⁷⁾	3	2	1	.667	19	10	2-1		
Mercer ^{*(1901-2008)}	35	19	15	.557	184	140	10-1	9-14-1	
Miami (Fla.) ^{*(1977-18)}	71	30	40	.430	383	428	12-12	10-19-1	8-9
Miami (Ohio) ⁽¹⁹⁶⁵⁻¹⁰⁾	4	4	0	1.000	49	1	4-0		
Michigan ⁽¹⁹²⁵⁻²⁹⁾	6	0	6	.000	12	48	0-6		
Michigan State ^{*(1935-18)}	20	9	10	.475	125	139	4-9-1		5-1
Middle Tennessee ⁽²⁰⁰⁰⁾	2	2	0	1.000	25	3	2-0		
Mississippi ⁽¹⁹²³⁻¹⁹⁾	16	7	9	.438	65	93		6-9	1-0
Mississippi College ⁽¹⁹²³⁾	2	1	1	.500	4	2	1-1		
Mississippi State ⁽¹⁹⁶⁸⁻⁰⁷⁾	13	8	5	.615	75	61	3-0	4-5	1-0
Missouri State ⁽¹⁹⁹³⁻⁹⁹⁾	5	4	1	.800	33	46			4-1
Morehead State ⁽¹⁹⁹⁷⁻¹⁸⁾	6	6	0	1.000	35	13	6-0		
Navy ⁽¹⁹⁶³⁻⁹⁵⁾	2	2	0	1.000	25	8	1-0		1-0
Nebraska ⁽¹⁹⁹³⁻⁰²⁾	2	1	1	.500	11	15			1-1
Nevada ⁽¹⁹⁹⁷⁻¹⁷⁾	5	3	2	.600	37	29	2-1		1-1
Nevada-Las Vegas ⁽¹⁹⁹¹⁻¹⁴⁾	11	7	4	.636	82	56	3-1	3-3	1-0
New Hampshire ⁽¹⁹⁹⁴⁾	1	1	0	1.000	4	1	1-0		
New Orleans ⁽¹⁹⁸⁵⁻⁸⁹⁾	7	3	4	.429	49	48		1-2	2-2
New York Tech ⁽²⁰⁰¹⁾	3	3	0	1.000	51	3	3-0		
Newberry ^{*(1900-78)}	88	50	37	.574	475	369	25-11-1	24-25	1-1
North Carolina ^{*(1901-2019)}	195	102	92	.526	1034	959	50-32-1	37-46	15-14
North Carolina A&T ⁽²⁰⁰⁵⁾	1	1	0	1.000	12	2	1-0		
North Carolina State ^{*(1921-19)}	206	118	87	.575	1372	1143	59-30-1	45-44	14-13
North Carolina-Asheville ⁽¹⁹⁹⁸⁻⁰⁹⁾	4	4	0	1.000	57	13	4-0		
North Carolina-Greensboro ⁽²⁰⁰⁸⁻¹⁷⁾	4	4	0	1.000	28	22	4-0		
North Carolina-Wilmington ⁽¹⁹⁷⁶⁻⁰⁹⁾	42	34	8	.810	342	157	21-3	13-5	
North Georgia ⁽¹⁹⁰⁹⁻²⁵⁾	5	3	2	.600	41	24	3-2		
Northwestern ⁽¹⁹⁹⁷⁾	2	2	0	1.000	22	9			2-0
Notre Dame ⁽¹⁹⁹⁴⁻¹⁹⁾	20	12	8	.600	102	76	5-5	6-3	1-0
Oglethorpe ⁽¹⁹¹⁷⁻⁵⁹⁾	14	6	8	.429	61	72	2-3	4-5	
Ohio ^{*(1937-01)}	33	19	13	.593	217	176	19-13-1		
Ohio State ⁽¹⁹⁵⁴⁻⁰³⁾	15	10	5	.667	86	62	9-3		1-2
Oklahoma ⁽¹⁹⁹²⁻¹⁰⁾	2	1	1	.500	12	11			1-1
Oklahoma State ⁽¹⁹⁹¹⁻¹⁶⁾	8	4	4	.500	43	40	2-3		2-1
Old Dominion ⁽¹⁹⁸³⁻⁰⁵⁾	38	31	7	.816	249	122	27-5	4-2	
Oral Roberts ⁽²⁰⁰⁵⁻⁰⁶⁾	3	3	0	1.000	25	16	3-0		
Oregon ⁽²⁰¹⁴⁾	1	0	1	.000	1	18			0-1
Oregon State ⁽¹⁹⁸⁸⁻⁰¹⁾	5	3	2	.600	42	29			3-2
Pacific ⁽²⁰⁰⁷⁾	3	3	0	1.000	17	10	3-0		
Penn State ⁽¹⁹⁵⁹⁻⁷⁵⁾	2	0	2	.000	4	12			0-2
Pepperdine ⁽²⁰¹⁵⁾	1	0	1	.000	8	10			0-1
Pittsburgh ⁽²⁰¹⁴⁻¹⁸⁾	9	7	2	.778	58	46	2-1	5-1	
Presbyterian College ⁽¹⁹⁰⁶⁻²⁰¹⁹⁾	87	64	23	.736	653	374	39-10	22-10	3-3
Princeton ⁽¹⁹⁹¹⁻⁰³⁾	2	2	0	1.000	20	11			2-0
Purdue ⁽²⁰⁰²⁾	3	3	0	1.000	18	11	3-0		
Rhode Island ⁽¹⁹⁶⁷⁻⁶⁸⁾	5	3	2	.600	26	19	3-2		
Rice ⁽¹⁹⁹⁴⁻⁰⁰⁾	4	2	2	.500	25	26			2-2
Richmond ⁽¹⁹¹⁵⁻⁰¹⁾	4	3	1	.750	33	21	3-1		
Rider ⁽¹⁹⁷⁰⁾	2	2	0	1.000	10	3	2-0		
Riverside Military ⁽¹⁹⁰⁹⁻¹⁰⁾	3	2	1	.667	11	10	2-0	0-1	
Rollins ⁽¹⁹⁵⁰⁻⁸⁰⁾	11	4	7	.364	60	59	1-1	3-6	
Rutgers ⁽¹⁹⁸⁸⁻⁹³⁾	2	1	1	.500	8	9			1-1
Sacred Heart ⁽²⁰¹¹⁾	1	1	0	1.000	11	1	1-0		
Saint John's ⁽¹⁹⁷⁵⁻¹⁸⁾	7	6	1	.857	55	27	2-0		4-1
Saint Louis ⁽²⁰¹³⁾	1	1	0	1.000	10	2			1-0
San Jose State ⁽²⁰⁰⁰⁾	1	1	0	1.000	10	6			1-0
Seton Hall ⁽¹⁹⁸⁷⁻⁰¹⁾	6	6	0	1.000	70	26	5-0		1-0
Siena ⁽¹⁹⁹⁶⁾	2	2	0	1.000	27	5	2-0		
South Alabama ⁽¹⁹⁷³⁻¹⁹⁾	14	8	6	.571	86	63	6-4	2-2	
South Carolina ^{** (1899-2019)}	321	179	140	.561	1895	1618	99-46	68-84-2	12-10
South Carolina-Aiken ⁽¹⁹⁸⁴⁻⁸⁵⁾	2	2	0	1.000	26	6	1-0	1-0	
South Carolina-Upstate ⁽²⁰⁰⁹⁻¹³⁾	3	3	0	1.000	44	11	3-0		
South Florida ⁽¹⁹⁹⁶⁻⁹⁸⁾	4	2	2	.500	15	15	1-2		1-0
Southern California ⁽¹⁹⁹⁰⁻⁹⁸⁾	2	0	2	.000	5	9	0-1		0-1
Southern Mississippi ⁽²⁰¹⁰⁾	1	1	0	1.000	10	1			1-0
Springfield ⁽¹⁹⁶⁷⁻⁶⁸⁾	3	3	0	1.000	22	6	3-0		
Stanford ⁽¹⁹⁹⁵⁻⁰⁰⁾	2	0	2	.000	7	18			0-2
Stetson ⁽¹⁹⁷⁶⁻⁹⁸⁾	7	6	1	.857	71	30	3-0	1-1	2-0
Tampa ⁽¹⁹⁹²⁾	3	3	0	1.000	34	6	3-0		
Temple ⁽¹⁹⁷⁷⁾	1	1	0	1.000	13	4			1-0
Tennessee ⁽¹⁹²⁵⁻⁹⁷⁾	34	23	11	.676	237	158	14-3	8-5	1-3
Tennessee Tech ⁽²⁰⁰³⁻¹⁹⁾	6	6	0	1.000	46	21	6-0		
Texas A&M ⁽¹⁹⁹⁹⁾	3	1	2	.333	17	28		1-2	
Texas State ⁽¹⁹⁹⁷⁾	1	0	1	.000	7	12			0-1
Texas Tech ⁽¹⁹⁹³⁻⁰⁴⁾	4	2	2	.500	25	21		1-2	1-0
Texas-Arlington ⁽¹⁹⁹⁰⁻⁹⁵⁾	2	2	0	1.000	26	5		1-0	1-0
Toledo ⁽¹⁹⁷⁶⁻⁷⁷⁾	8	5	3	.625	48	25	5-3		
Troy ⁽¹⁹⁸²⁾	2	1	1	.500	7	5		1-1	
Valdosta State ⁽¹⁹⁷⁸⁻⁸⁷⁾	17	13	4	.765	100	60	2-0	11-4	
Vanderbilt ⁽¹⁹⁸⁴⁻¹⁸⁾	8	3	5	.375	45	53	2-5	1-0	
Vermont ⁽¹⁹⁷⁰⁻⁷⁰⁾	1	1	0	1.000	14	2	1-0		

AGAINST ALL COMPETITION

Opponent ^(First Game - Last Game)	G	W	L	Win %	^CU	^Opp	Home	Away	Neutral
Villanova ⁽¹⁹⁹¹⁾	1	1	0	1.000	8	3			1-0
Virginia ⁽¹⁹⁵⁵⁻¹⁸⁾	164	110	54	.671	1128	689	55-16	44-29	11-9
Virginia Military ⁽¹⁹¹⁶⁻²⁰¹⁹⁾	4	4	0	1.000	29	14	3-0	1-0	
Virginia Tech ^{*(1902-2019)}	73	47	24	.658	469	328	27-7-1	15-15-1	5-2
Wake Forest ^{*(1901-2019)}	197	137	59	.698	1349	984	69-23-1	53-32	15-4
Washington ⁽¹⁹⁹⁴⁻⁹⁹⁾	3	2	1	.667	17	16			2-1
Washington & Lee ⁽¹⁹⁴⁸⁻⁵⁴⁾	3	2	1	.667	42	10	2-1		
Washington State ⁽¹⁹⁸⁸⁾	1	0	1	.000	5	6			0-1
West Virginia ⁽¹⁹⁵¹⁻¹⁵⁾	13	11	2	.846	92	30	7-2		4-0
West Virginia Wesleyan ⁽¹⁹¹⁶⁻¹⁷⁾	3	1	2	.333	12	17	1-2		
Western Carolina ⁽¹⁹⁷⁴⁻¹⁸⁾	81	65	16	.802	746	406	46-5	18-11	1-0

Opponent ^(First Game - Last Game)	G	W	L	Win %	^CU	^Opp	Home	Away	Neutral
Western Michigan ⁽¹⁹⁵⁸⁻⁷³⁾	3	1	2	.333	15	21	1-1		0-1
Wichita State ⁽¹⁹⁸¹⁾	1	0	1	.000	2	7	0-1		
William & Mary ⁽²⁰⁰⁰⁻¹⁸⁾	9	8	1	.889	54	36	8-1		
Wingate ⁽¹⁹⁸³⁾	1	1	0	1.000	11	7			1-0
Winthrop ⁽¹⁹⁸¹⁻¹⁹⁾	29	22	7	.759	210	125	18-6	3-1	1-0
Wofford ^{*(1898-2018)}	106	81	24	.769	774	413	44-8	34-15	3-1-1
Wright State ⁽²⁰¹⁰⁻¹⁷⁾	9	7	2	.778	54	35	7-2		
Xavier ⁽²⁰¹⁴⁾	1	0	1	.000	4	6			0-1
Yale ⁽¹⁹⁴⁷⁻¹⁷⁾	7	6	1	.857	52	33	4-0	0-1	2-0
Totals	4510	2877	1603	.641	30,691	21,447	1656-586-13	942-819-15	279-182

* - includes one tie (Clemson has 30 ties in history); ^ - runs; Note: **Bold** denotes 2020 opponent.

RECORD BY DATE

JANUARY					
Day	W-L	Win %	Home	Away	Neutral
28	1-0	1.000			1-0
29	1-0	1.000			1-0
30	0-1	.000			0-1
31					
Totals	2-1	.667	0-0	0-0	2-1

FEBRUARY					
Day	W-L	Win %	Home	Away	Neutral
1					
2					
3					
4					
5					
6	1-0	1.000			1-0
7	1-0	1.000			1-0
8	1-0	1.000			1-0
9					
10					
11					
12	3-0	1.000	3-0		
13	2-2	.500	2-2		
14	3-1	.750	3-1		
15	7-1	.875	6-1	1-0	
16	9-5	.643	8-3	1-2	
17	8-5	.615	5-4	3-0	0-1
18	14-1	.933	10-1	3-0	1-0
19	7-5	.583	5-3	1-2	1-0
20	12-2	.857	8-0	2-1	2-1
21	11-2	.846	8-0	1-2	2-0
22	12-2	.857	9-0	3-2	
23	19-5	.792	14-0	4-5	1-0
24	20-5	.800	17-2	3-1	0-2
25	24-1	.960	14-0	7-1	3-0
26	19-8	.704	12-2	7-4	0-2
27	16-5	.762	9-2	4-2	3-1
28	20-9	.690	12-4	4-4	4-1
29	4-1	.800	1-0	2-1	1-0
30					
31					
Totals	213-60	.780	146-25	46-27	21-8

MARCH					
Day	W-L	Win %	Home	Away	Neutral
1	16-10	.615	12-5	3-4	1-1
2	18-12-1	.597	12-4	4-5-1	2-3
3	22-11	.667	16-6	4-5	2-0
4	20-9	.690	16-1	3-8	1-0
5	24-6	.800	17-4	6-2	1-0
6	25-6	.806	21-3	4-2	0-1
7	30-5	.857	27-3	2-2	1-0
8	23-10	.697	21-4	1-5	1-1
9	27-7	.794	21-5	6-2	
10	31-7	.816	27-3	4-4	
11	18-11	.621	17-6	0-4	1-1
12	26-6	.813	22-2	4-4	
13	25-6	.806	19-4	6-2	
14	27-7	.794	18-3	7-4	2-0
15	25-13-1	.654	14-7	11-3-1	0-3
16	18-15	.545	12-3	5-9	1-3
17	26-16	.619	12-5	11-10	3-1
18	31-11	.738	14-2	13-8	4-1
19	32-14	.696	12-2	17-11	3-1
20	35-16	.686	15-2	17-13	3-1
21	22-15-1	.592	10-3	11-11-1	1-1
22	27-19-2	.583	15-6-1	12-11-1	0-2
23	34-19	.642	20-7	12-12	2-0
24	30-21-1	.587	22-10-1	8-11	
25	33-21-1	.609	18-13-1	13-8	2-0
26	33-17-1	.657	25-8-1	6-8	2-1

27	31-13	.705	22-7	8-5	1-1
28	31-25-2	.552	24-11-2	6-13	1-1
29	35-18	.660	28-10	6-7	1-1
30	34-18	.654	25-9	9-9	
31	41-14	.745	25-4	13-10	3-0
Totals	850-398-10	.680	579-162-6	232-212-4	39-24

APRIL					
Day	W-L	Win %	Home	Away	Neutral
1	36-21	.632	22-12	14-9	
2	33-22	.600	23-10	9-11	1-1
3	43-18-2	.698	30-7-1	11-11-1	2-0
4	41-19	.683	26-9	14-8	1-2
5	40-23	.635	28-12	11-11	1-0
6	36-21-1	.629	22-11	14-8-1	0-2
7	41-23-1	.638	23-10-1	16-13	2-0
8	46-17	.730	29-7	16-10	1-0
9	38-19	.667	27-7	11-12	
10	32-28	.533	20-11	12-14	0-3
11	41-18	.695	26-8	15-9	0-1
12	36-35	.507	18-15	17-19	1-1
13	34-26	.567	18-10	16-16	
14	43-22-1	.659	16-10-1	27-12	
15	48-24-1	.664	29-6	19-17-1	0-1
16	40-27-1	.596	24-7	16-20-1	
17	36-20	.643	28-6	7-14	1-0
18	34-21-2	.614	20-8	13-10-2	1-3
19	39-18	.684	22-7	16-11	1-0
20	36-22-1	.619	15-8	16-13-1	5-1
21	39-23-1	.627	21-10	14-11-1	4-2
22	36-24	.600	16-6	17-15	3-3
23	31-22	.585	19-11	11-9	1-2
24	36-23-2	.607	22-9-1	8-11-1	6-3
25	38-21-1	.642	24-11	12-10	2-0-1
26	47-21	.691	25-12	18-7	4-2
27	32-25	.561	18-8	11-14	3-3
28	20-22	.476	9-6	10-15	1-1
29	19-17	.528	9-5	9-11	1-1
30	25-16-1	.607	14-9-1	11-5	0-2
31					
Totals	1096-658-15	.624	643-268-5	411-356-9	42-34-1

27	8-5	.615	3-1		5-4
28	9-7	.563	3-1	0-1	6-5
29	6-2	.750	1-0	1-0	4-2
30	2-5	.286	0-1		2-4
31	5-6	.455	3-0	0-1	2-5
Totals	651-429-5	.602	262-121-2	246-207-2	143-101-1

JUNE					
Day	W-L	Win %	Home	Away	Neutral
1	6-4	.600	3-0	0-2	3-2
2	5-6	.455	4-1	0-2	1-3
3	10-5	.667	6-2	1-1	3-2
4	10-2	.833	5-1	1-1	4-0
5	7-8	.467	2-3	2-1	3-4
6	2-5	.286	0-1	1-4	1-0
7	3-2	.600	0-1	1-1	2-0
8	1-2	.333	1-0	0-1	0-1
9	5-2	.714	2-0	0-1	3-1
10	1-1	.500	1-0		0-1
11	3-1	.750		1-0	2-1
12	1-2	.333	0-1	0-1	1-0
13	2-3	.400	1-0	0-1	1-2
14	5-4	.556	1-0		4-4
15	0-2	.000			0-2
16	2-1	.667			2-1
17					
18	0-1	.000			0-1
19	0-1	.000			0-1
20	0-2	.000		0-1	0-1
21	1-1	.500			1-1
22	1-0	1.000			1-0
23					
24					
25	0-1	.000			0-1
26	0-1	.000			0-1
Totals	65-57	.533	26-10	7-17	32-30

Note: **Bold** denotes 2020 game date.

TOP WINNING PERCENTAGE DATES

Rk	Date	W-L	Win %
1.	February 25	24-1	.960
2.	February 18	14-1	.933
3.	February 20	12-2	.857
4.	March 7	30-5	.857
	February 22	12-2	.857
6.	February 21	11-2	.846
7.	June 4	10-2	.833
8.	March 10	31-7	.816
9.	March 12	26-6	.813
10.	March 6	25-6	.806
	March 13	25-6	.806
12.	March 5	24-6	.800
	February 24	20-5	.800
14.	March 9	27-7	.794
	March 14	27-7	.794
16.	February 23	19-5	.792
17.	February 27	16-5	.762
18.	March 31	41-14	.745
19.	May 15	29-10	.744
20.	March 18	31-11	.738
21.	April 8	46-17	.730
22.	May 25	12-5	.706
23.	March 27	31-13	.705
24.	May 13	38-16	.704
	February 26	19-8	.704

Note: Minimum 10 games; **bold** denotes 2020 game date.

GAME RESULTS VS. 2020 OPPONENTS

BOSTON COLLEGE

Overall:.....33-10
at Clemson:.....16-5
at Doug Kingsmore Stadium: ...16-5
at Boston College:.....17-4
at Neutral:.....0-1
ACC Regular-Season Games:.....33-9
ACC Tournament Games:.....0-1
One-Run Games:.....7-4
Extra-Inning Games:.....2-1
Under **Monte Lee**:.....11-2
Longest CU Win Streak:.....12⁽²⁰¹⁵⁻¹⁹⁾
Longest BOC Win Streak:.....2^(2008,19)
Biggest CU Win:.....16-2⁽²⁰⁰⁸⁾
Biggest BOC Win:.....13-1⁽²⁰⁰⁹⁾

Date	Site	W-L	CU	Op
4-21-2006	* A	W	6	3
4-22-2006 ⁽¹⁾	* A	L	2	3
4-22-2006 ⁽²⁾	* A	W	4	1
5-5-2007	* H	W	4	3
5-6-2007 ⁽¹⁾	* H	L	6	8
5-6-2007 ⁽²⁾	* H	W	7	6
3-14-2008	* H	L	4	6
3-15-2008	* H	L	6	7
3-16-2008	* H	W	16	2
3-27-2009	* A	L	1	13
3-28-2009 ⁽¹⁾	* A	W	7	6
3-28-2009 ⁽²⁾	* A	W	5	3
4-2-2010	* H	W	15	2
4-3-2010	* H	L	5	11
4-4-2010	* H	W	14	9
4-15-2011	* A	W	9	2
4-16-2011 ⁽¹⁾	* A	W	7	5
4-16-2011 ⁽²⁾	* A	W	9	2
3-16-2012	* H	W	6	4
3-17-2012	* H	W	6	3
3-18-2012	* H	W	5	1
4-5-2013	* A	W	7	5
4-6-2013	* A	W	9	2
4-7-2013	* A	W	1	0
5-15-2014	* H	W	8	4
5-16-2014	* H	L	1	3
5-17-2014	* H	W ⁽¹³⁾	10	9
4-10-2015	* A	W	15	6
4-11-2015	* A	L	7	8
4-12-2015	* A	W	6	3
3-18-2016	* H	W	6	2
3-19-2016	* H	W	6	1
3-20-2016	* H	W ⁽¹⁰⁾	3	2
3-24-2017	* A1	W	8	2
3-25-2017	* A1	W	1	0
3-26-2017	* A1	W	2	0
3-29-2018	* H	W	10	2
3-30-2018	* H	W	9	4
3-31-2018	* H	W	8	3
3-22-2019	* A	W	8	1
3-23-2019	* A	W	9	5
3-24-2019	* A	L	2	3
5-21-2019	+ N2	L ⁽¹¹⁾	5	7

* - ACC regular-season game; + - ACC Tournament; A1 - Kingston, R.I.; N2 - Durham, N.C.

CHARLESTON SOUTHERN

Overall:.....20-1
at Clemson:.....17-1
at Doug Kingsmore Stadium: ...17-1
at Charleston Southern:.....3-0
NCAA Tournament Games:.....1-0
One-Run Games:.....6-1
Extra-Inning Games:.....1-1
Under **Monte Lee**:.....3-0
Longest CU Win Streak:.....17⁽¹⁹⁷⁶⁻¹³⁾
Longest CSU Win Streak:.....1⁽²⁰¹⁵⁾
Biggest CU Win:.....19-1⁽²⁰¹¹⁾
Biggest CSU Win:.....4-3⁽²⁰¹⁵⁾

Date	Site	W-L	CU	Op
3-5-1976	H	W	6	2
3-14-1977	A	W	8	0
3-15-1977	A	W	3	1
4-6-1978 ⁽¹⁾	H	W ⁽⁷⁾	3	2
4-6-1978 ⁽²⁾	H	W ⁽⁷⁾	10	3
3-22-1979	A	W	17	10
4-18-1994	H	W	16	6
4-24-1996	H	W	12	5
5-23-1996	\$ H	W	9	1
2-18-1997	H	W	7	2
5-7-1997	H	W	9	8
4-8-1998	H	W	13	3

2-26-2003	H	W ⁽⁸⁾	5	0
5-5-2004	H	W	3	2
2-26-2011	H	W	19	1
4-17-2012	H	W	3	2
3-13-2013	H	W	3	1
4-8-2015	H	L ⁽¹⁰⁾	3	4
5-17-2016	H	W	3	2
4-11-2017	H	W ⁽¹¹⁾	6	5
3-13-2018	H	W	5	0

\$ - NCAA Regional

CHARLESTON, COLLEGE OF

Overall:.....29-2
at Clemson:.....20-2
at Doug Kingsmore Stadium: ...16-2
at College of Charleston:.....8-0
at Neutral:.....1-0
NCAA Tournament Games:.....1-0
One-Run Games:.....4-0
Extra-Inning Games:.....1-0
Under **Monte Lee**:.....5-1
Longest CU Win Streak:.....23⁽¹⁸⁹⁹⁻²⁰¹²⁾
Longest COC Win Streak:.....1^(2012,16)
Biggest CU Win:.....12-0^(1900,1970,2007,13)⁽²⁰¹⁹⁾
Biggest COC Win:.....11-4⁽²⁰¹⁶⁾

Date	Site	W-L	CU	Op
5-11-1899	A	W	11	3
5-20-1899	H	W	11	3
5-7-1900	H	W	12	0
4-3-1911	H	W	6	3
4-28-1911	A	W	6	1
4-3-1912	H	W	6	0
3-7-2001	H	W	5	3
3-1-2002	A	W	14	6
3-6-2002	H	W	12	1
3-5-2003	H	W	6	2
3-18-2003	A	W	7	6
3-5-2004	A	W	15	4
5-12-2004	H	W	19	8
5-17-2005	H	W	8	5
6-4-2005	\$ H	W	6	0
3-3-2006	A	W	6	0
5-16-2006	H	W	1	0
5-15-2007	H	W	19	7
2-29-2008	A	W	7	6
5-13-2008	H	W	12	6
5-12-2009	H	W	5	2
5-5-2012	H	W ⁽¹¹⁾	4	3
5-6-2012	H	W	12	3
5-7-2012	H	L	2	4
5-6-2015	H	W	6	3
5-10-2016	H	W	13	4
5-11-2016	H	L	4	11
3-21-2017	A	W	8	4
4-25-2017	H	W	7	2
3-19-2019	H	W	13	1
3-20-2019	N1	W	4	1

\$ - NCAA Regional; N1 - Columbia, S.C.

CITADEL, THE

Overall:.....86-18
at Clemson:.....49-7
at Doug Kingsmore Stadium: ...14-2
at The Citadel:.....32-11
at Neutral:.....5-0
NCAA Tournament Games:.....2-0
One-Run Games:.....9-1
Extra-Inning Games:.....4-1
Under **Monte Lee**:.....3-0
Longest CU Win Streak:.....25⁽¹⁹⁰⁰⁻³⁶⁾
Longest CIT Win Streak:.....4⁽¹⁹³⁷⁻³⁸⁾
Biggest CU Win:.....27-2⁽¹⁹⁶⁶⁾
Biggest CIT Win:.....11-2⁽¹⁹⁹⁰⁾

Date	Site	W-L	CU	Op
5-9-1900	H	W	9	0
5-9-1901	H	W	17	2
4-7-1902	A	W	4	2
4-29-1911	A	W	3	0
4-16-1914	H	W	5	0
4-17-1915	H	W	13	3
4-11-1916	H	W	4	2
4-12-1916	H	W	16	1
5-9-1919	H	W	8	3
4-8-1922	H	W	11	3
5-3-1923	H	W	5	3
5-12-1924	N1	W	10	3
5-13-1925	H	W	6	4
4-23-1926	H	W	8	3

5-10-1927	H	W	4	1
4-21-1928	A	W	7	3
5-11-1929 ⁽¹⁾	A	W ⁽⁷⁾	4	0
5-11-1929 ⁽²⁾	A	W ⁽⁷⁾	6	5
4-26-1930	A	W	9	6
5-9-1930	N2	W	12	6
5-4-1931	A	W	6	2
5-11-1931	H	W	6	1
5-12-1931	H	W	3	2
4-20-1936	H	W	7	1
4-21-1936	H	W	6	1
4-12-1937	A	L	7	10
4-13-1937	A	L	0	3
4-25-1938	H	L	0	3
4-26-1938	H	L	2	10
5-2-1939	A	W	4	0
5-3-1939	A	L	2	7
5-8-1940	N3	W	12	1
5-9-1940	N3	W	18	12
4-18-1947	A	W	14	4
4-30-1947	H	W ⁽⁷⁾	8	5
5-18-1948	H	W	4	3
5-25-1948	A	W	6	4
4-23-1949 ⁽¹⁾	A	L ⁽⁷⁾	0	2
4-23-1949 ⁽²⁾	A	W ⁽⁷⁾	5	0
5-13-1949	H	W	10	5
5-14-1949	H	W	16	4
4-21-1950	A	W	16	4
4-22-1950	A	W ⁽¹⁰⁾	7	5
5-12-1950	H	W	19	10
5-13-1950	H	W	12	11
4-14-1951 ⁽¹⁾	A	W	15	5
4-14-1951 ⁽²⁾	A	W ⁽⁷⁾	3	1
4-20-1951	H	W	7	6
4-21-1951	H	W	12	3
4-18-1952	H	L	5	8
4-19-1952	H	W	14	4
5-3-1952 ⁽¹⁾	A	W ⁽¹⁰⁾	6	4
5-3-1952 ⁽²⁾	A	W ⁽⁷⁾	6	4
3-24-1953 ⁽¹⁾	H	W ⁽⁷⁾	4	3
3-24-1953 ⁽²⁾	H	W ⁽⁸⁾	11	7
5-1-1953	N4	W	5	0
5-2-1953	A	L	1	5
3-23-1956	H	L	11	13
3-24-1956	H	W	15	14
3-31-1958	A	W ⁽¹¹⁾	5	4
4-2-1958	H	W	23	9
3-23-1959	H	W	8	6
3-25-1960	H	L	5	8
3-26-1960	H	W	16	6
3-24-1961	A	L	4	6
3-25-1961	A	W	6	4
3-23-1962	H	W	17	1
3-24-1962	H	W	22	3
3-29-1963	A	W	7	4
3-30-1963	A	L	3	7
3-22-1965	A	W	4	2
3-23-1965	A	W	6	2
3-25-1966	H	W	11	5
3-26-1966	H	W	27	2
3-12-1977	A	W	5	2
3-20-1979	A	W	10	3
3-21-1979	A	W	6	1
2-20-1981	A	W	6	0
2-21-1981	A	W	6	3
3-6-1982	H	W	20	7
2-19-1983	A	L	1	3
2-20-1983	A	L	2	6
3-6-1984 ⁽¹⁾	H	L ⁽⁷⁾	4	7
3-6-1984 ⁽²⁾	H	W ⁽⁷⁾	6	0
2-16-1985	A	L ⁽¹⁰⁾	9	10
2-17-1985	A	W	12	5
3-3-1986	H	W	13	5
3-4-1986	H	W	16	5
2-23-1987 ⁽¹⁾	A	W ⁽⁷⁾	9	3
2-23-1987 ⁽²⁾	A	W ⁽⁷⁾	12	0
5-21-1990	A	L	2	11
3-26-1991	H	W	10	0
3-27-1991	H	W	12	3
5-26-1994	\$ H	W	5	1
3-25-1998	H	W	5	0
5-21-1998	\$ H	W	12	3
3-3-1999	H	L	15	18
3-24-2000	H	W	9	3
3-25-2000	H	W	7	5
3-26-2000	H	W	6	3
4-20-2004	H	W	13	4
3-15-2016	A	W	12	1
3-16-2016	A	W	5	4

5-8-2019	H	W	17	3
----------	---	---	----	---

\$ - NCAA Regional; N1 - Laurens, S.C.; N2 - Anderson, S.C.; N3 - Sumter, S.C.; N4 - Orangeburg, S.C.

COASTAL CAROLINA

Overall:.....47-10
at Clemson:.....34-6
at Doug Kingsmore Stadium: ...34-6
at Coastal Carolina:.....11-4
at Neutral:.....2-0
NCAA Tournament Games:.....5-0
One-Run Games:.....8-2
Extra-Inning Games:.....3-1
Under **Monte Lee**:.....4-1
Longest CU Win Streak:.....20⁽¹⁹⁹⁰⁻⁹⁹⁾
Longest CCU Win Streak:.....1^(10 times)
Biggest CU Win:.....19-1⁽²⁰⁰²⁾
Biggest CCU Win:.....11-2⁽¹⁹⁹⁰⁾

Date	Site	W-L	CU	Op
2-15-1986	A	W	12	5
2-16-1986	A	L	3	9
3-27-1988	H	W	8	4
3-28-1988	H	W	7	3
2-18-1989	A	W	22	5
2-19-1989	A	W	6	5
3-27-1990 ⁽¹⁾	H	L ⁽⁷⁾	2	11
3-27-1990 ⁽²⁾	H	W ⁽⁷⁾	1	0
3-19-1991	A	W	23	7
3-20-1991	A	W	10	3
3-21-1991	A	W	11	7
3-9-1992	H	W	2	1
3-10-1992	H	W	12	2
3-9-1993	H	W ⁽¹¹⁾	6	5
3-10-1993	H	W	8	3
5-10-1994	A	W	9	7
5-11-1994	A	W	8	0
4-18-1995	H	W	5	1
4-19-1995	H	W	7	2
3-1-1996	H	W	11	3
3-2-1996	H	W	8	7
3-3-1996	H	W	13	4
3-7-1997	H	W	17	2
3-8-1997	H	W	22	11
3-9-1997	H	W	13	3
3-10-1998	H	W	17	3
3-10-1999	H	W	14	6
5-8-1999	H	L	2	4
3-1-2000	H	W	4	3
4-10-2001	H	L	5	10
4-11-2001	H	W ⁽¹¹⁾	8	7
3-26-2002	H	W	19	1
3-27-2002	H	W	6	2
4-15-2003	H	L	1	5
4-16-2003	H	W	7	3
3-16-2004	H	W	9	4
2-19-2005	A1	L	2	3
3-29-2005	H	W	14	5
3-30-2005	H	W	8	1
3-7-2007	H	W	4	0
6-3-2007	\$ A1	W	11	8
6-4-2007	\$ A1	W	15	3
3-18-2008	H	W	9	6
4-21-2009	H	W	5	3
3-31-2010	H	L ⁽¹¹⁾	3	4
4-5-2011	H	W ⁽¹⁰⁾	5	4
6-4-2011	\$ H	W	12	7
4-24-2012	H	L	7	10
6-1-2012	\$ N2	W	11	3
6-3-2012	\$ N2	W	5	3
4-15-2014	H	W	9	6
3-17-2015	A	L	5	9
5-16-2017	H	W	11	8
3-20-2018	A	L	5	9
4-3-2018	H	W	6	1
3-13-2019	H	W	8	5
5-14-2019	A	W	14	3
\$ - NCAA Regional; A1 - Myrtle Beach, S.C.; N2 - Columbia, S.C.				

Duke

Overall:..... 130-72-2 at Clemson:..... 68-28-1 at Doug Kingsmore Stadium: .49-10 at Duke:..... 51-30-1 at Neutral:..... 11-14 ACC Regular-Season Games:.. 103-40-2 ACC Tournament Games:..... 9-5 One-Run Games:..... 17-25

GAME RESULTS VS. 2020 OPPONENTS

3-31-1974	*	H	W	18	1
4-12-1974 ⁽¹⁾	*	H	W	14	3
4-12-1974 ⁽²⁾	*	H	W	8	1
4-8-1976	*	A	W	20	7
4-9-1976	*	A	L	1	10
3-5-1977	*	H	W	6	0
3-20-1978	*	A	W	25	6
3-21-1978	*	A	W ⁽⁸⁾	15	10
4-23-1978	+	H	W	13	0
3-14-1979	*	H	W	13	1
3-15-1979	*	H	W	6	4
3-12-1981	*	H	W	7	4
3-13-1981	*	H	W	8	7
4-23-1981	+	N7	L	0	1
4-25-1981	+	N7	W	9	2
3-19-1982	*	A	W	5	3
4-21-1982	+	N7	W	10	9
3-6-1983	*	H	W	9	2
3-7-1983	*	H	W	4	3
4-24-1983	+	N7	W	14	7
3-3-1984	*	A	W	11	4
3-4-1984	*	A	W	7	1
4-18-1984	+	N8	L	5	8
3-5-1985	*	H	W	5	0
3-6-1985	*	H	W	11	2
4-5-1986	*	A	W	6	1
4-6-1986	*	A	W	15	1
4-12-1987	*	A	W	6	3
4-18-1987	*	H	W	12	4
4-19-1987	*	H	W	6	3
5-7-1987 ⁽¹⁾	%	A	W ⁽⁸⁾	10	8
5-7-1987 ⁽²⁾	%	A	W ⁽⁷⁾	14	5
4-9-1988 ⁽¹⁾	*	A	W ⁽⁷⁾	10	3
4-9-1988 ⁽²⁾	*	A	W ⁽⁷⁾	10	3
4-15-1988	*	H	W	11	3
5-11-1988	+	N9	W	9	1
3-4-1990 ⁽¹⁾	*	A	W	12	9
3-4-1990 ⁽²⁾	*	A	L	3	4
5-12-1990	+	N9	W	13	3
5-5-1991	*	H	W	17	4
5-6-1991	*	H	W ⁽⁷⁾	3	2
5-7-1991	*	H	W	6	4
3-17-1992	*	A	W	15	7
3-18-1992	*	A	W	9	1
3-19-1992	*	A	L	1	2
2-27-1993	*	H	L	6	7
2-28-1993	*	H	W	16	7
3-1-1993	*	H	L	4	13
5-15-1993	+	N9	W	4	2
4-15-1994	*	A	W	7	6
4-16-1994	*	A	L	7	8
4-17-1994	*	A	W	7	0
3-10-1995	*	H	W	10	0
3-11-1995	*	H	W	8	4
3-12-1995	*	H	W	9	1
3-16-1996 ⁽¹⁾	*	A	L ⁽⁷⁾	4	7
3-16-1996 ⁽²⁾	*	A	L ⁽⁷⁾	0	2
3-17-1996	*	A	W	7	2
5-16-1996	+	N7	W	6	1
4-11-1997	*	H	W	11	1
4-12-1997	*	H	L ⁽¹⁰⁾	3	4
4-13-1997	*	H	W	14	2
4-11-1998 ⁽¹⁾	*	A	W	8	2
4-11-1998 ⁽²⁾	*	A	L	6	7
4-12-1998	*	A	L	2	6
4-16-1999	*	H	W	18	1
4-17-1999	*	H	L ⁽¹⁰⁾	3	5
4-18-1999	*	H	W	7	5
4-21-2000	*	A	W	8	5
4-22-2000	*	A	W	8	5
4-23-2000	*	A	W	12	8
4-13-2001	*	H	W	10	2
4-14-2001	*	H	W	10	1
4-15-2001	*	H	W	6	4
4-19-2002	*	A	W	5	3
4-20-2002	*	A	W	4	1
4-21-2002	*	A	W	2	1
5-4-2003	*	H	W	7	6
5-5-2003	*	H	L	6	7
5-6-2003	*	H	W	13	2
5-23-2003	+	N10	L	4	7
5-20-2004	*	A	W	10	1
5-21-2004	*	A	L	1	2
5-22-2004	*	A	W	9	6
4-8-2005	*	H	W	9	3
4-9-2005	*	H	W	11	6
4-10-2005	*	H	W	16	6
5-8-2006 ⁽¹⁾	*	A	W	7	4
5-8-2006 ⁽²⁾	*	A	W	14	0

5-9-2006	*	A	W	8	2
3-16-2007	*	H	W	6	4
3-17-2007	*	H	W	7	2
3-18-2007	*	H	W	9	6
4-18-2008	*	A	W	7	4
4-19-2008	*	A	L	1	10
4-20-2008	*	A	T ⁽¹⁰⁾	6	6
4-3-2009	*	H	W	7	3
4-4-2009	*	H	L	7	10
4-5-2009	*	H	W	10	1
5-22-2009	+	N8	L	4	10
4-9-2010	*	A	L	9	10
4-10-2010	*	A	W ⁽¹¹⁾	11	5
4-11-2010	*	A	L	2	7
3-18-2011	*	H	W	9	6
3-19-2011	*	H	W	16	7
3-20-2011	*	H	W	9	3
4-6-2012	*	A	W ⁽¹¹⁾	4	1
4-7-2012	*	A	W	11	5
4-8-2012	*	A	W	4	2
3-22-2013	*	H	W	7	0
3-23-2013 ⁽¹⁾	*	H	W	8	4
3-23-2013 ⁽²⁾	*	H	L	1	13
5-21-2014	+	N6	W	5	3
4-18-2015 ⁽¹⁾	*	H	W	6	2
4-18-2015 ⁽²⁾	*	H	W	8	1
4-8-2016	*	A	L	3	5
4-9-2016	*	A	W	3	2
4-10-2016	*	A	L	1	2
5-23-2017	+	N11	L	3	6
4-19-2019	*	H	L	8	9
4-20-2019	*	H	L	3	5
4-21-2019	*	H	L	8	9

* - ACC regular-season game; % - not counted in ACC standings; + - ACC Tournament; N1 - Anderson, S.C.; N2 - Charlotte, N.C.; N3 - Winston-Salem, N.C.; N4 - Chester, S.C.; N5 - Sumter, S.C.; N6 - Greensboro, N.C.; N7 - Chapel Hill, N.C.; N8 - Durham, N.C.; N9 - Greenville, S.C.; N10 - Salem, Va.; N11 - Louisville, Ky.

EAST TENNESSEE STATE

Overall:	21-6
at Clemson:	19-4
at Doug Kingsmore Stadium:	17-4
at East Tennessee State:	2-2
NCAA Tournament Games:	1-1
One-Run Games:	2-3
Extra-Inning Games:	1-1
Under Monte Lee:	1-0
Longest CU Win Streak:	11 ⁽¹⁹⁸⁵⁻¹⁹⁾
Longest ETS Win Streak:	3 ⁽¹⁹⁷⁹⁻⁸⁰⁾
Biggest CU Win:	22-4 ⁽¹⁹⁸⁰⁾
Biggest ETS Win:	13-8 ⁽¹⁹⁷⁹⁾
Date	Site	W-L CU Op
3-15-1969 ⁽¹⁾	H	W 5 4
3-15-1969 ⁽²⁾	H	W ⁽⁷⁾ 7 2
3-11-1971	H	L 1 2
3-12-1971	H	W 4 3
3-26-1974	H	W 5 0
5-11-1979	A	W 8 6
5-12-1979	A	L 8 13
3-7-1980	H	L 2 3
3-9-1980 ⁽¹⁾	H	L ⁽¹¹⁾ 1 3
3-9-1980 ⁽²⁾	H	W ⁽⁷⁾ 8 0
5-22-1980	\$	H W 22 4
5-23-1981	\$	H L 1 2
3-29-1983	H	W 4 2
3-30-1983	H	W 2 0
3-31-1983	H	W 4 2
3-12-1985	A	L 6 10
3-13-1985	A	W 15 4
4-15-1986	H	W 14 1
3-3-1988	H	W 11 4
3-2-1989	H	W 13 4
4-3-1990	H	W 11 4
2-25-1991	H	W 13 0
4-1-1999	H	W 18 1
4-2-2002	H	W 7 1
4-23-2003	H	W ⁽¹²⁾ 6 3
5-11-2011	H	W 8 3
2-26-2019	H	W 14 3

\$ - NCAA Regional

FLORIDA STATE

Overall:	69-79-1
at Clemson:	35-23

at Doug Kingsmore Stadium:	33-19
at Florida State:	20-42-1
at Neutral:	14-14
ACC Regular-Season Games:	43-41
ACC Tournament Games:	10-13
NCAA Tournament Games:	4-2
One-Run Games:	16-18
Extra-Inning Games:	3-5-1
Under Monte Lee:	6-8
Longest CU Win Streak:	6 ⁽¹⁹⁹²⁻⁹³⁾
Longest FSU Win Streak:	9 ⁽²⁰⁰¹⁻⁰²⁾
Biggest CU Win:	24-2 ⁽¹⁹⁵⁹⁾
Biggest FSU Win:	20-3 ⁽¹⁹⁷²⁾
Date	Site	W-L CU Op
6-7-1958	\$	N1 W ⁽¹⁰⁾ 8 5
6-5-1959	\$	N1 W 24 2
6-6-1959	\$	N1 W 5 0
3-30-1962	A	L 8 14
4-19-1962	H	W 14 11
3-21-1963	A	L 7 10
3-22-1963	A	W 12 7
3-23-1963	A	L 3 12
3-19-1964	A	L 5 8
3-20-1964	A	W 8 5
3-21-1964	A	L 6 12
4-26-1965	H	W 9 8
4-27-1965 ⁽¹⁾	H	L 11 13
4-27-1965 ⁽²⁾	H	L ⁽⁵⁾ 3 16
5-23-1966	A	L 5 11
5-24-1966	A	L 3 4
5-25-1966	A	W 4 3
6-2-1967	\$	N1 L 3 5
6-3-1967	\$	N1 W 6 4
4-19-1969 ⁽¹⁾	H	L 2 6
4-19-1969 ⁽²⁾	H	L 1 3
4-17-1971 ⁽¹⁾	H	W ⁽⁷⁾ 11 0
4-17-1971 ⁽²⁾	H	W 12 7
4-18-1971	H	W 3 2
3-10-1972	A	L 7 11
3-11-1972	A	L 3 6
3-12-1972	A	L 3 20
4-26-1973 ⁽¹⁾	H	W ⁽⁷⁾ 2 1
4-26-1973 ⁽²⁾	H	L ⁽⁷⁾ 1 2
4-27-1973	H	L 1 9
3-8-1974	A	L 3 6
3-9-1974	A	W 7 5
3-10-1974	A	L 3 5
2-28-1981	A	L 8 9
3-1-1981	A	L 7 11
4-1-1982	H	L 1 8
4-2-1982	H	L ⁽⁷⁾ 6 7
3-1-1983	A	L ⁽¹⁴⁾ 4 5
3-2-1983	A	T ⁽¹⁰⁾ 3 3
3-29-1984	H	W 13 0
3-30-1984	H	W 13 3
5-28-1989	\$	A L 1 8
3-27-1992	*	H W 10 4
3-28-1992	*	H W 12 0
3-29-1992	*	H W 14 0
5-11-1992	+	N2 W 5 2
5-13-1992	+	N2 W 11 0
5-7-1993	*	A W 7 6
5-8-1993	*	A L ⁽¹⁰⁾ 3 4
5-9-1993	*	A W 5 1
5-16-1993	+	N2 W 6 1
5-18-1993	+	N2 L 5 7
5-7-1994	*	H W 5 2
5-8-1994	*	H W 9 5
5-9-1994	*	H L 3 8
5-21-1994	+	N2 L 4 10
5-22-1994	+	N2 W 4 1
4-21-1995	*	A L 2 5
4-22-1995	*	A L 2 7
4-23-1995	*	A L 8 9
5-19-1995	+	N2 W 11 0
5-20-1995	+	N2 L 2 12
5-21-1995	+	N2 L 2 8
5-4-1996	*	H W 3 0
5-5-1996	*	H W 2 1
5-6-1996	*	H W 2 0
5-18-1996	+	N3 L 1 2
4-4-1997	*	A W 10 7
4-5-1997	*	A L 5 20
4-6-1997	*	A L ⁽¹²⁾ 10 11
5-16-1997	+	N4 L 4 8
5-17-1997	+	N4 L 0 10
4-24-1998	*	H W 2 1
4-25-1998	*	H W 5 4
4-26-1998	*	H L 2 7

4-9-1999	*	A	L	0	8
4-10-1999	*	A	W	8	4
4-11-1999	*	A	L	3	5
5-22-1999	+	N3	W	8	7
5-6-2000	*	H	W	8	7
5-7-2000	*	H	W	5	4
5-8-2000	*	H	W	7	4
5-18-2000	+	N5	W	8	4
4-6-2001	*	A	L	4	7
4-7-2001	*	A	L	6	7
4-8-2001	*	A	L	1	6
5-18-2001	+	N5	L	4	5
5-17-2002	*	H	L	3	9
5-18-2002	*	H	L	3	12
5-19-2002	*	H	L	3	9
5-23-2002	+	N4	L	4	9
5-25-2002	+	N4	L	1	4
4-11-2003	*	A	W	8	4
4-12-2003	*	A	L	2	7
4-13-2003	*	A	L	1	8
5-1-2004	*	H	L	6	11
5-2-2004	*	H	L	1	10
5-3-2004	*	H	W	18	9
4-2-2005	*	A	L	1	3
4-3-2005 ⁽¹⁾	*	A	L	4	5
4-3-2005 ⁽²⁾	*	A	W	7	3
5-12-2006	*	H	W	9	1
5-13-2006	*	H	W ⁽¹⁰⁾	4	3
5-14-2006	*	H	W	11	2
5-11-2007	*	A	L	1	11
5-12-2007	*	A	W	7	6
5-13-2007	*	A	W	11	6
5-26-2007	+	N6	W	5	1
5-3-2008	*	H	L ⁽¹⁰⁾	8	9
5-4-2008	*	H	L	4	13
5-5-2008	*	H	L	2	4
3-20-2009	*	A	L	2	5
3-21-2009	*	A	W ⁽¹¹⁾	8	7
3-22-2009	*	A	L	4	7
5-20-2010	*	H	W	9	8
5-21-2010	*	H	W	8	4
5-22-2010	*	H	W	8	3
5-19-2011	*	A	L	6	8
5-20-2011	*	A	W	7	4
5-21-2011	*	A	W	8	5
5-26-2011	+	N3	L	3	6
5-12-2012	*	H	W	7	2
5-14-2012 ⁽¹⁾	*	H	W	9	7
5-14-2012 ⁽²⁾	*	H	L	5	9
5-25-2012	+	N7	W	9	7
5-16-2013	*	A	W	8	2
5-17-2013	*	A	L	1	2
5-18-2013	*	A	L	1	6
3-21-2014	*	H	W	9	3
3-22-2014 ⁽¹⁾	*	H	L	1	11
3-22-2014 ⁽²⁾	*	H	L	3	4
5-14-2015	*	A	W	4	1
5-15-2015	*	A	W	7	0
5-16-2015	*	A	W	9	6
5-20-2015	+	N3	L	1	3
4-30-2016	*	H	W	10	3
5-1-2016	*	H	W	2	11
5-2-2016	*	H	W	7	3
5-29-2016	+	N3	W	18	13
4-15-2017	*	A	W	12	10
4-16-2017	*	A	L	3	7
4-17-2017	*	A	L	6	7
5-5-2018	*	H	L ⁽¹³⁾	2	3
5-6-2018	*	H	W	12	7
5-7-2018	*	H	W	5	4
5-26-2018	+	N3	L	4	5
4-12-2019	*	A	L	2	6
4-13-2019	*	A	L	2	16
4-14-2019	*	A	L	4	6

* - ACC regular-season game; + - ACC Tournament; \$ - NCAA District III Playoffs, Regionals; N1 - Gastonia, N.C.; N2 - Greenville, S.C.; N3 - Durham, N.C.; N4 - St. Petersburg, Fla.; N5 - Fort Mill, S.C.; N6 - Jacksonville, Fla.; N7 - Greensboro, N.C.

GAME RESULTS VS. 2020 OPPONENTS

5-1-1940	H	W	16	9
4-11-1941	H	W	9	0
4-18-1941	A	L	5	7
4-27-1942	A	L ⁽¹⁰⁾	11	12
5-6-1942	H	L	1	7
4-8-1943	A	W	21	4
4-15-1943	H	W	13	12
4-29-1943	H	W	8	2
4-23-1946	A	W	4	2
5-13-1946	H	W	2	1
5-5-1947	H	W	19	7
5-6-1947	A	L	4	7
5-13-1947	H	W	9	6
5-14-1947	A	W	13	3
4-19-1948	H	W	7	6
4-28-1948	A	L	8	11
5-3-1948	H	L	1	3
5-10-1948	A	W	5	4
4-19-1949	H	W	9	6
4-27-1949	A	W	16	3
5-2-1949	H	W ⁽¹⁰⁾	6	5
5-10-1949	A	W ⁽¹²⁾	4	3
4-18-1950	H	W	12	0
4-26-1950	A	W	10	3
5-1-1950	H	W	21	6
5-9-1950	A	W	11	7
4-17-1951	H	W	26	13
4-25-1951	A	W	10	8
4-30-1951	H	W	6	1
5-8-1951	A	W	12	2
4-23-1952	H	W	4	2
4-29-1952	A	L ⁽¹⁵⁾	4	5
5-5-1952 ⁽¹⁾	H	W ⁽¹⁰⁾	12	11
5-5-1952 ⁽²⁾	H	W ⁽⁷⁾	5	4
4-8-1953	A	W	15	1
4-22-1953	H	W ⁽¹⁴⁾	13	12
4-25-1953	A	L ⁽⁷⁾	4	6
5-11-1953	N2	W	3	1
4-8-1954	A	W	5	2
5-12-1954	H	L	9	13
4-19-1955	A	W	7	2
5-14-1955	H	L	7	8
4-9-1956	A	L	4	5
5-3-1956	H	W	4	2
4-6-1957	H	W	6	3
5-1-1957	A	L	3	5
3-27-1958	A	W	9	1
5-8-1958	H	W	11	6
4-4-1959	A	W	6	4
5-8-1959	H	W	10	1
5-13-1960	H	L	4	6
5-14-1960	A	L ⁽¹¹⁾	3	4
4-11-1961	H	W	14	9
5-15-1961	A	L ⁽⁶⁾	4	5
5-2-1962	H	W	7	3
5-15-1962	A	W	11	1
5-7-1963	A	W	6	5
5-15-1963	H	W	11	6
5-6-1964	A	W	1	0
5-13-1964	H	L	9	10
4-6-1965	H	W	11	9
5-15-1965	A	W	4	3
4-25-1966	H	W	18	6
5-17-1966	A	W	6	3
4-5-1967	A	W	7	3
4-17-1967	H	W	6	5
3-26-1968	H	W	20	4
4-11-1968	A	W	12	4
4-1-1969	H	W	12	5
4-26-1969	A	W	10	3
5-21-1976	\$ N3	W	13	2
5-24-1976	\$ N3	W	6	2
3-10-1983	H	W	8	2
3-22-1983	A	W	11	2
4-10-1984	H	L	7	9
3-25-1985	A	W	19	10
5-13-1985	H	W	13	1
4-1-1986	A	W	9	7
4-16-1986	H	W	6	3
4-6-1987	H	W	4	1
3-2-1988	H	W	15	3
3-23-1988	A	W	12	7
3-15-1989	H	W	3	0
4-11-1989	A	W	4	0
4-4-1990	A	W	10	2
4-11-1990	H	W	17	6
4-2-1991	H	W	16	6
4-23-1991	A	W	8	3
5-17-1991	H	W	7	2

5-18-1991	H	W ⁽⁸⁾	8	0
5-19-1991	H	W	21	1
3-5-1992	H	W	20	2
3-30-1993	H	W	11	4
4-20-1993	A	W	17	2
3-3-1994	H	W	11	4
4-25-1995	H	W	19	5
5-8-1996	H	W	13	4
4-8-1997	H	W	10	7
4-7-1998	H	W	18	0
4-13-1999	H	W	12	9
4-5-2000	H	W	3	2
2-28-2001	H	W	7	4
5-9-2001	A	W ⁽¹¹⁾	9	6
4-23-2002	H	W	18	7
5-8-2003	A	L	8	10
5-13-2003	H	L	9	12
5-11-2004	H	W	16	5
3-16-2005	H	W	11	1
4-19-2006	H	L	4	5
5-9-2007	H	L	3	6
3-20-2008	H	W	14	2
5-7-2008	A4	W	11	5
3-3-2009	H	L ⁽¹⁴⁾	2	4
5-11-2009	A4	W	8	5
2-21-2010	H	W	8	5
5-11-2010	A4	W	12	1
4-26-2011	H	W	5	0
5-10-2011	A4	W	5	1
4-10-2012	A4	W	12	5
5-15-2012	H	W	9	2
5-8-2013 ⁽¹⁾	A4	W	14	2
5-8-2013 ⁽²⁾	A4	W	12	2
4-1-2014	H	W	13	2
5-13-2014	A4	W	7	2
3-31-2015	H	W	5	4
5-12-2015	A4	W	23	15
3-29-2016	A4	W	9	7
5-4-2016	H	W ⁽¹¹⁾	7	6
3-28-2017	H	W	8	0
5-9-2017	A4	W	10	5
2-20-2018	H	W	12	4
3-27-2018	A4	W	10	5
3-5-2019	A4	W	3	1
4-10-2019	H	W	2	0

\$ - NCAA Regional; N1 - Greenwood, S.C.; N2 - Anderson, S.C.; N3 - Columbia, S.C.; A4 - Greenville, S.C. (Fluor Field)

GEORGIA

Overall:.....108-126-2
 at Clemson:.....57-51-2
 at Doug Kingsmore Stadium:..37-16
 at Georgia:48-71
 at Neutral:3-4
 NCAA Tournament Games:.....1-2
 One-Run Games:27-38
 Extra-Inning Games:6-8-1
 Under Monte Lee:4-4
 Longest CU Win Streak:.....7⁽¹⁹⁷¹⁻⁷³⁾
 Longest UGA Win Streak: ..11⁽¹⁹²⁴⁻²⁹⁾
 Biggest CU Win: ..25-2⁽¹⁹⁰¹⁾, 23-0⁽¹⁹⁴⁶⁾
 Biggest UGA Win:27-4⁽¹⁹³⁹⁾

Date	Site	W-L	CU	Op
5-16-1900	A	W	13	3
4-23-1901	H	W	25	2
4-17-1902	H	L	1	2
4-10-1903	A	W	13	8
4-23-1904	A	W ⁽¹²⁾	6	3
4-1-1905	H	L	2	3
5-13-1905	A	L	2	5
3-31-1906 ⁽¹⁾	A	L	2	9
3-31-1906 ⁽²⁾	A	L	3	4
4-13-1907	A	W	7	5
4-20-1907	H	L	0	2
5-8-1908	A	L	0	8
5-9-1908 ⁽¹⁾	A	L	0	6
5-9-1908 ⁽²⁾	A	L	0	7
4-2-1909	H	W	2	0
4-3-1909	H	W	10	3
4-1-1910	A	W	1	0
4-2-1910	A	L	0	5
3-27-1911	H	L	2	5
3-28-1911	H	L	0	3
3-29-1912	A	L	0	8
3-30-1912	A	L	1	5
4-4-1913	H	W	10	8
4-5-1913	H	L	4	10

3-27-1914	A	W	6	3
3-28-1914	A	L ⁽¹¹⁾	6	7
4-30-1915	H	L	3	6
5-1-1915	H	L	3	9
4-21-1916	A	L	1	4
4-22-1916	A	L ⁽¹¹⁾	4	6
4-20-1917	N1	W	2	1
4-21-1917	N1	L	2	3
5-9-1917	A	L	2	8
4-23-1918	H	W	6	5
4-24-1918	H	L	0	2
4-7-1919	A	L	0	1
4-10-1919	A	L	0	9
4-23-1919	H	L	6	7
4-24-1919	H	T ⁽¹¹⁾	2	2
4-2-1920	H	L	2	6
4-3-1920	H	L	0	3
5-14-1920	A	L	1	5
5-15-1920	A	L	0	8
3-25-1921	H	L ⁽¹⁰⁾	1	2
3-26-1921	H	L	2	10
4-6-1922	A	L	1	2
4-7-1922	A	L	1	2
4-6-1923	H	L	2	6
4-7-1923	H	W	2	1
3-28-1924	H	L	5	19
3-29-1924	H	L	4	11
3-30-1925	A	L	1	7
3-31-1925	A	L	0	6
3-28-1927	H	L	7	10
3-29-1927	H	L	8	10
4-22-1927	A	L	4	8
4-23-1927	A	L	0	9
3-22-1929	A	L	3	5
3-23-1929	A	L	2	4
4-5-1929	H	L	3	4
4-6-1929	H	W	9	7
3-24-1932	H	L	3	4
3-25-1932	H	L	8	11
3-24-1933	H	L	11	14
5-7-1934	N2	W	5	2
5-8-1934	N2	L	3	4
4-12-1935	A	L	0	2
4-13-1935	A	W	4	3
4-19-1935	H	W	7	2
4-20-1935	H	W	6	4
4-3-1936	H	L ⁽⁷⁾	0	6
4-4-1936	H	L	3	8
5-8-1936	A	L	2	6
5-9-1936	A	W	5	4
4-2-1937	H	L	1	13
4-3-1937	H	W	3	2
5-3-1937	A	W	11	9
4-5-1937	A	W	6	1
4-14-1938	A	L	11	14
4-19-1938	H	L	5	7
4-3-1939	A	L	0	6
4-4-1939	A	L	4	27
4-10-1939	H	L	7	11
4-9-1941	H	L	7	12
4-15-1941	A	L	2	3
5-6-1941	N3	W	8	6
7-7-1942	A	L	6	13
4-14-1942	H	W ⁽¹²⁾	9	8
4-20-1943	A	W	8	1
5-1-1943	H	W	20	8
4-5-1946	H	W	23	0
4-6-1946	H	L	9	16
4-12-1946	N4	L ⁽¹¹⁾	8	9
4-13-1946	A	W	10	6
4-17-1947	H	W	7	2
4-21-1947	A	L	7	8
4-12-1948	A	L	2	5
4-4-1949	H	L	6	12
4-12-1950	A	L	5	8
4-17-1950	H	W	7	3
3-30-1959	A	W	8	2
4-28-1959	H	W	2	1
4-2-1960	H	W	11	10
4-25-1960	A	L	1	4
4-4-1961	A	W	5	3
3-20-1962	A	L	2	10
4-3-1962	H	W	6	3
4-8-1963	H	L	6	11
4-10-1963	A	L	2	5
4-9-1964	A	W	11	9
4-11-1964	H	L	8	10
3-20-1965	A	L	0	2
4-12-1965	H	L	4	8

4-19-1966	A	W	17	9
5-12-1966	H	T ⁽⁸⁾	3	3
4-10-1967	H	L	1	4
5-3-1967	A	W	2	1
4-2-1968	H	W ⁽¹¹⁾	3	2
5-6-1968	A	W ⁽¹⁰⁾	3	2
3-30-1969	H	W	10	1
4-9-1969	A	W	16	11
4-15-1970	H	W	4	1
5-6-1970	A	L ⁽¹²⁾	10	11
4-7-1971	A	W	8	4
4-14-1971	H	W	10	3
4-12-1972	A	W	12	4
4-18-1972	A	W	12	3
5-2-1972	H	W	4	0
4-5-1973	H	W	12	3
4-11-1973	A	W	6	5
4-23-1973	H	L	5	7
4-2-1974	H	W	3	0
4-10-1974	A	L	4	5
4-16-1974	H	W	6	3
3-23-1975	A	W	11	1
4-15-1975	H	W	10	1
3-8-1976	A	L	3	4
4-6-1976	H	W	5	2
4-14-1976	A	W	10	3
3-3-1977	A	W	2	1
4-6-1977	H	W	2	0
4-5-1978 ⁽¹⁾	A	W ⁽⁷⁾	11	6
4-5-1978 ⁽²⁾	A	L ⁽⁷⁾	5	6
2-28-1979	H	W	12	2
4-16-1979	A	L	14	15
2-27-1980	H	W	22	7
3-1-1980	A	W	8	5
3-5-1981	A	W	19	16
3-31-1981	H	L	2	3
4-8-1981	A	L	20	22
3-2-1982	H	L	3	7
4-6-1982	A	L	10	11
4-13-1982	H	L	5	8
4-6-1983	A	W	13	7
4-12-1983	A	L	5	11
4-27-1983	H	W	6	3
3-11-1984	H	L	6	9
4-24-1984	A	L	11	14
4-25-1984	H	W	5	2
3-26-1985	A	L	11	14
4-24-1985	A	L	4	11
4-30-1985	H	L	3	4
4-2-1986	H	W	5	4
4-9-1986	A	L	6	13
4-10-1986	H	W	18	2
4-1-1987	H	W	3	2
4-2-1987	A	L	7	11
2-25-1988	H	W	13	12
3-22-1988	A	L	7	8
4-18-1989	A	L	5	6
4-25-1989	H	W ⁽¹²⁾	3	2
3-28-1990	A	L	8	9
4-9-1991	H	W	4	3
10-10-1991	A	W	9	3
4-24-1991	H	W	11	8
3-31-1992	A	W	8	4
4-1-1992	H	L	2	3
4-22-1992	A	W	9	1
3-31-1993	A	W	6	2
4-14-1993	H	W	8	6
5-11-1993	H	L	2	4
3-9-1994	A	W	9	2
4-5-1994	H	W	6	3
4-19-1994	A	W	10	6
4-5-1995	A	L	7	8
4-11-1995	H	W	5	4
4-2-1996	H	W	5	4
4-16-1996	A	L	2	6
4-1-1997	A	L	2	3
3-31-1998	H	W ⁽¹⁰⁾	5	4
4-22-1998	A	W	9	2
3-23-1999	H	W	17	5
3-30-1999	A	W	7	6
3-29-2000	A	L	6	10
4-11-2000	H	W	9	7
3-28-2001	A	L	4	8
4-17-2001	H	W	10	4
4-9-2002	A	L	4	5
4-10-2002	H	W	6	5
3-26-2003	H	W	7	3
4-22-2003	A	L	3	9
3-30-2004	A	W	6	2

GAME RESULTS VS. 2020 OPPONENTS

3-18-1927	A	L	5	11
3-19-1927	A	L	1	10
3-23-1928	A	L	4	14
3-24-1928	A	L	5	7
4-12-1929	A	L	2	5
4-13-1929	A	W	7	4
3-28-1930	A	L	9	10
3-29-1930	A	L	1	4
4-5-1935	H	W	4	0
4-26-1935	A	W	10	2
4-27-1935 ⁽¹⁾	A	L	0	6
4-27-1935 ⁽²⁾	A	L ⁽⁷⁾	1	2
4-24-1943	A	W	5	4
5-7-1943	H	L	6	14
5-8-1943	H	W ⁽¹⁰⁾	11	10
4-15-1955	A	L	4	6
4-16-1955	A	W	8	4
4-18-1956	H	L	6	21
4-25-1956	A	L	1	2
5-6-1957	A	W	5	0
5-7-1957	H	W ⁽¹⁰⁾	7	6
4-8-1958	A	L	1	8
6-4-1959	\$	N1	W	9
3-31-1960	H	W	10	0
5-2-1961	A	W	15	5
4-21-1962 ⁽¹⁾	A	W	9	6
4-21-1962 ⁽²⁾	A	W ⁽⁷⁾	18	4
3-27-1963	A	W	6	4
4-3-1963	H	L	8	10
4-14-1964	H	W	22	4
5-14-1964	A	L	3	4
4-3-1965 ⁽¹⁾	H	W ⁽⁷⁾	4	2
4-3-1965 ⁽²⁾	H	T ⁽⁷⁾	6	6
5-11-1965	A	T	4	4
4-18-1966	H	W	14	9
5-20-1966	A	L	1	4
4-4-1967	H	W	10	1
5-6-1967	A	W	3	0
4-15-1968	H	W	6	3
5-4-1968	A	L	0	7
4-21-1969	H	L	3	4
4-7-1970	H	W	17	6
5-7-1970	A	L	1	7
4-13-1971	A	L	4	8
4-21-1971	H	L	1	4
4-9-1972	H	W ⁽¹¹⁾	1	0
4-3-1974	A	L	7	11
4-9-1974	H	W	12	3
4-17-1974	H	W	10	8
4-8-1975	A	W	10	3
4-22-1975	A	W	18	3
4-5-1976	A	W	12	3
4-12-1976	A	W ⁽¹¹⁾	12	10
4-8-1977	H	W	8	7
4-7-1978	A	W	13	9
4-13-1978	H	L	1	2
4-11-1979	A	W	14	6
4-18-1979	H	W	20	2
4-3-1980	* H	W	18	1
4-9-1980	* A	L	10	12
4-1-1981	* H	W	6	4
4-7-1981	* A	W	10	5
4-22-1981	+ N2	W ⁽¹⁰⁾	7	6
3-31-1982	* H	W	17	4
4-7-1982	* A	W	10	2
4-22-1982	+ N2	W	16	2
4-7-1983	* A	L ⁽¹⁰⁾	6	7
4-17-1983	* H	W	19	6
3-28-1984	* H	W	5	1
4-11-1984	* A	W	7	2
4-3-1985	* H	W	4	2
4-10-1985	* A	L	8	9
4-19-1985	+ A	L	9	12
4-20-1985	+ A	L	5	7
4-22-1986	* A	W	6	3
5-7-1986	* H	L	0	7
5-15-1986	+ N3	L	5	16
4-8-1987	* A	L	2	4
4-15-1987	* H	L	6	7
4-22-1987	* A	L	2	12
5-16-1987	+ N4	L	1	7
4-6-1988	* H	W	7	3
4-13-1988	* A	W	4	2
4-21-1988	* H	W	7	4
4-12-1989	* A	W	7	5
4-19-1989	* H	W	16	5
4-26-1989	* A	L	4	11
5-14-1989	+ N4	W	9	3
4-27-1990	* A	W	14	12

4-28-1990	* H	L	3	8
4-29-1990	* A	W	17	10
4-26-1991	* H	W ⁽¹⁰⁾	9	8
4-27-1991	* A	W	8	0
4-28-1991	* H	L	6	11
5-13-1991	+ N4	W	6	5
5-14-1991	+ N4	W	24	8
4-24-1992	* A	L	2	6
4-25-1992	* A	L ⁽¹⁰⁾	6	7
4-26-1992	* A	W	5	4
5-12-1992	+ N4	W	5	4
4-23-1993	* H	L	0	11
4-24-1993	* H	L	5	10
4-25-1993	* H	L	0	6
5-17-1993	+ N4	W	9	8
5-13-1994	* A	W ⁽¹⁰⁾	9	8
5-14-1994	* A	L	4	20
5-15-1994	* A	W	7	4
5-20-1994	+ N4	W	9	6
4-28-1995	* H	W	8	5
4-29-1995	* H	W	6	1
4-30-1995	* H	W	6	5
5-10-1996	* A	W ⁽¹⁰⁾	9	8
5-11-1996	* A	L	0	4
5-12-1996	* A	W	9	2
5-16-1996	+ N2	W	6	1
4-25-1997	* H	W	7	4
4-26-1997	* H	L	4	19
5-15-1997	+ N5	W	7	4
5-3-1998	* A	L	6	7
5-4-1998	* A	L	7	9
5-5-1998	* A	L	5	14
5-14-1998	+ N3	L	6	10
4-23-1999	* H	W	24	4
4-24-1999	* H	W	13	8
4-25-1999	* H	W	6	5
4-28-2000	* A	L	4	7
4-29-2000	* A	L	7	9
4-30-2000	* A	W	13	12
5-19-2000	+ N6	L	8	9
5-20-2000	+ N6	L	4	8
4-20-2001	* H	W	3	0
4-21-2001	* H	W	5	1
4-22-2001	* H	L	3	5
5-4-2002	* A	W	12	9
5-5-2002	* A	L	6	15
5-6-2002	* A	L	0	11
5-22-2002	+ N5	W	10	0
6-16-2002	! N7	W	9	7
4-25-2003	* H	W ⁽¹⁰⁾	9	7
4-26-2003	* H	W	10	5
4-27-2003	* H	W	11	3
5-14-2004	* A	L	3	8
5-15-2004	* A	L	3	11
5-16-2004	* A	L	4	8
5-27-2004	+ N8	L ⁽¹³⁾	7	11
4-29-2005	* H	L	14	18
4-30-2005	* H	W	6	5
5-1-2005	* H	L	4	6
4-14-2006	* A	W	7	6
4-15-2006	* A	L	3	12
4-16-2006	* A	L	4	22
5-25-2006	+ N9	W	3	2
5-27-2006 ⁽¹⁾	+ N9	L ⁽¹⁰⁾	7	8
5-27-2006 ⁽²⁾	+ N9	W	16	11
6-16-2006	! N7	W	8	4
4-27-2007	* H	W ⁽¹¹⁾	3	2
4-28-2007	* H	W	10	3
4-29-2007	* H	L	3	6
5-9-2008	* A	L	1	5
5-10-2008	* A	L	1	7
5-11-2008	* A	W	16	6
5-24-2008	+ N9	W	10	4
4-24-2009	* H	L	4	5
4-25-2009	* H	W	8	5
4-26-2009	* H	W	6	3
4-16-2010	* A	L ⁽¹⁰⁾	6	8
4-17-2010	* A	L	3	4
4-18-2010	* A	L	3	11
5-29-2010	+ N10	W	9	3
4-29-2011	* H	W	4	2
4-30-2011	* H	L	1	5
5-1-2011	* H	W	3	1
5-25-2011	+ N3	W	9	0
4-27-2012	* A	L ⁽¹³⁾	5	6
4-28-2012	* A	W	13	7
4-29-2012	* A	W	11	8
5-26-2012	+ N10	L	1	5
4-26-2013 ⁽¹⁾	* H	W	11	3

4-26-2013 ⁽²⁾	* H	W ⁽¹¹⁾	4	3
4-27-2013	* H	L	9	14
5-23-2014	+ N10	L	0	3
4-24-2015	* A	L	2	4
4-25-2015	* A	W	11	3
4-26-2015	* A	L ⁽¹⁰⁾	4	5
4-22-2016	* H	W ⁽¹⁰⁾	8	7
4-23-2016	* H	L	1	16
4-24-2016	* H	L	5	7
3-31-2017	* A	W	11	6
4-1-2017	* A	L	1	5
4-2-2017	* A	W	13	6
3-9-2018	* H	W	3	2
3-10-2018 ⁽¹⁾	* H	W	7	3
3-10-2018 ⁽²⁾	* H	W	13	2
4-26-2019	* A	L	7	8
4-27-2019	* A	L	8	13
4-28-2019	* A	W	11	7

* - ACC regular-season game; + - ACC Tournament; \$ - NCAA District III Playoffs, Regional; ! - College World Series; N1 - Gastonia, N.C.; N2 - Chapel Hill, N.C.; N3 - Durham, N.C.; N4 - Greenville, S.C.; N5 - St. Petersburg, Fla.; N6 - Fort Mill, S.C.; N7 - Omaha, Neb.; N8 - Salem, Va.; N9 - Jacksonville, Fla.; N10 - Greensboro, N.C.

LIBERTY

Overall:	2-6
at Clemson:	2-3
at Doug Kingsmore Stadium:	2-3
at Liberty:	0-1
at Neutral:	0-2
NCAA Tournament Games:	0-2
One-Run Games:	0-2
Longest CU Win Streak:	1 ⁽¹⁹⁸⁸⁻⁹⁹⁾
Longest LIB Win Streak:	4 ⁽²⁰⁰⁰⁻¹⁴⁾
Biggest CU Win:	11-6 ⁽¹⁹⁹⁹⁾
Biggest LIB Win:	8-3 ⁽²⁰¹³⁾
Date	Site	W-L CU Op
3-10-1988	H	W 7 5
3-5-1999	H	L 9 10
3-6-1999 ⁽¹⁾	H	L 8 11
3-6-1999 ⁽²⁾	H	W 11 6
5-11-2000	A	L 4 6
5-31-2013	\$	N1 L 3 8
6-2-2013	\$	N1 L 1 3
4-22-2014	H	L 3 4

\$ - NCAA Regional; N1 - Columbia, S.C.

LOUISVILLE

Overall:	14-10
at Clemson:	9-6
at Doug Kingsmore Stadium:	9-6
at Louisville:	2-4
at Neutral:	3-0
ACC Regular-Season Games:	5-10
ACC Tournament Games:	3-0
One-Run Games:	1-1
Extra-Inning Games:	0-1
Under Monte Lee:	6-8
Longest CU Win Streak:	7 ⁽¹⁹⁷⁰⁻¹⁵⁾
Longest LOU Win Streak:	3 ^(2016,17)
Biggest CU Win:	14-2 ⁽¹⁹⁷²⁾
Biggest LOU Win:	15-2 ⁽²⁰¹⁶⁾
Date	Site	W-L CU Op
3-7-1970 ⁽¹⁾	H	W ⁽⁷⁾ 10 0
3-7-1970 ⁽²⁾	H	W ⁽⁷⁾ 8 1
3-6-1971 ⁽¹⁾	H	W ⁽⁷⁾ 4 0
3-6-1971 ⁽²⁾	H	W ⁽⁷⁾ 9 2
3-4-1972	H	W 10 0
3-5-1972	H	W 14 2
5-2-2015	* H	W 9 1
5-3-2015	* H	L 3 5
5-4-2015	* H	L 5 9
5-21-2015	+ N1	W 7 2
4-15-2016	* A	L 2 15
4-16-2016	* A	L 2 7
4-17-2016	* A	L 8 9
5-27-2016	+ N1	W 5 3
5-12-2017	* H	L 2 4
5-13-2017	* H	L 4 6
5-14-2017	* H	L 4 6
3-23-2018	* A	W 3 1
3-25-2018 ⁽¹⁾	* A	W 4 3
3-25-2018 ⁽²⁾	* A	L 1 5

4-5-2019	* H	W	5	1
4-6-2019	* H	W	6	3
4-7-2019	* H	L ⁽¹¹⁾	4	7
5-23-2019	+ N1	W	7	1

* - ACC regular-season game; + - ACC Tournament; N1 - Durham, N.C.

MIAMI (FLA.)

Overall:.....					30-40-1
at Clemson:.....					12-12
at Doug Kingsmore Stadium:.....					12-12
at Miami:.....					10-19-1
at Neutral:.....					8-9
ACC Regular-Season Games:.....					13-17
ACC Tournament Games:.....					4-2
NCAA Tournament Games:.....					3-9
One-Run Games:.....					6-11
Extra-Inning Games:.....					2-3
Under Monte Lee :.....					2-5
Longest CU Win Streak:.....				7 ⁽²⁰⁰⁵⁻⁰⁶⁾	
Longest MIA Win Streak:.....				6 ⁽²⁰¹³⁻¹⁴⁾	
Biggest CU Win:.....				14-1 ⁽²⁰⁰⁶⁾	
Biggest MIA Win:.....				15-5 ⁽²⁰⁰⁸⁾	
Date	Site	W-L	CU	Op	
5-21-1977	\$	A	W	7	2
5-22-1977 ⁽¹⁾	\$	A	L	3	10
5-22-1977 ⁽²⁾	\$	A	W	10	9
5-19-1978	\$	A	W	8	5
5-21-1978	\$	A	L	5	7
5-19-1979	\$	A	L	1	2
5-20-1979	\$	A	L	1	4
5-31-1980	!	N1	L	5	13
5-9-1986		N2	L	5	6
5-10-1986		N2	W	7	4
5-11-1986		N2	W	9	5
3-20-1987		A	W	8	2
3-21-1987		A	W	11	9
3-22-1987		A	T	10	10
4-28-1989	H	L	5	11	
4-29-1989	H	L	2	10	
4-30-1989	H	W	5	4	
5-20-1989	N3	L	0	2	
3-22-1990		A	L	2	9
3-23-1990		A	L	5	11
3-24-1990		A	L	1	2
4-29-1994	H	W	7	5	
4-30-1994	H	L	3	6	
5-1-1994	H	W	12	9	
5-12-1995		A	L	6	7
5-13-1995		A	W	7	5
5-14-1995		A	L	4	8
5-31-1996	!	N1	L	3	7
6-5-1996	!	N1	L	5	14
4-2-1999		N4	L	3	5
4-3-1999		N4	W	7	5
4-4-1999		N4	L	11	14
1-29-2000		N5	W	4	0
6-1-2001	¶	A	L	8	10
6-2-2001	¶	A	L	6	14
5-19-2005	*	H	W	15	5
5-20-2005	*	H	W	9	2
5-21-2005	*	H	W	6	2
5-26-2005	+	N6	W	9	1
3-31-2006	*	A	W	8	6
4-1-2006	*	A	W	6	2
4-2-2006	*	A	W	14	1
3-30-2007	*	H	L	3	10
3-31-2007	*	H	W	4	1
4-1-2007	*	H	L	6	7
5-23-2007	+	N6	W ⁽¹³⁾	5	4
4-4-2008	*	A	L	4	6
4-5-2008	*	A	L	5	15
4-6-2008	*	A	L	6	7
5-21-2008	+	N6	L	1	7
4-11-2009⁽¹⁾	*	H	L	8	12
4-11-2009⁽¹⁾	*	H	W	9	1
4-12-2009	*	H	W	9	6
3-30-2012	*	H	W	3	1
3-31-2012	*	H	W	3	1
4-1-2012	*	H	L	2	4
4-19-2013	*	A	W	1	0
4-20-2013	*	A	L	1	2
4-21-2013	*	A	L	0	7
5-25-2013	+	N7	L	0	7
4-25-2014	*	H	L	2	5
4-26-2014	*	H	L ⁽¹²⁾	2	3
4-27-2014	*	H	L	2	10
5-22-2014	+	N8	W	3	2
3-25-2016	*	A	L	8	9

GAME RESULTS VS. 2020 OPPONENTS

4-21-1974	*	H	W	5	0
4-28-1974 ⁽¹⁾	+	A	W	12	5
4-28-1974 ⁽²⁾	+	A	L	6	8
4-5-1975	*	H	W	6	5
4-6-1975	*	H	L	1	3
4-27-1975	+	N3	L	2	3
4-3-1976	*	A	W	7	4
4-4-1976	*	A	W	8	0
4-2-1977	*	H	W	7	3
4-22-1977	+	H	W	10	3
4-24-1977	+	H	W	14	6
3-19-1978	*	A	W	4	0
4-18-1978	*	A	W ⁽⁸⁾	2	1
4-22-1978	+	H	W	12	1
3-31-1979	*	H	W	8	1
4-7-1979	*	A	W	41	9
4-6-1980	*	H	L	3	6
4-25-1980	+	A	W	5	4
4-11-1981 ⁽¹⁾	*	H	W ⁽⁷⁾	6	1
4-11-1981 ⁽²⁾	*	H	W ⁽⁷⁾	2	0
3-17-1982	*	A	W	9	6
4-4-1982	*	H	L	13	16
4-3-1983	*	A	L	4	6
4-10-1983	*	H	L	4	8
4-21-1983	+	N3	W	8	1
3-31-1984	*	H	L	2	5
4-7-1984	*	A	W	15	7
4-6-1985	*	H	W	7	1
4-14-1985	*	A	L	4	9
4-12-1986	*	A	L	8	12
4-20-1986	*	H	L	2	6
5-17-1986	+	N4	L	4	6
4-4-1987 ⁽¹⁾	*	H	L ⁽⁷⁾	6	7
4-4-1987 ⁽²⁾	*	H	W ⁽⁷⁾	15	5
4-25-1987	*	N3	W	9	8
5-15-1987	+	N5	W	8	0
5-16-1987	+	N5	L	7	11
4-3-1988	*	H	W	9	8
5-6-1988	*	A	L	3	6
5-7-1988	*	A	L	8	9
3-24-1989	*	A	W	6	4
5-6-1989	*	H	W	11	3
5-7-1989	*	H	W	13	6
5-16-1989	+	N5	W	9	2
4-13-1990	*	H	W	6	3
4-14-1990	*	H	W	20	4
4-15-1990	*	H	W	6	5
5-15-1990	+	N5	L	5	6
4-12-1991	*	A	W	14	3
4-13-1991	*	A	L	7	8
4-14-1991	*	A	W	16	6
4-10-1992	*	H	W	6	2
4-11-1992	*	H	L	3	6
4-12-1992	*	H	W	3	2
5-12-1992	+	N5	L	1	11
5-13-1992	+	N5	L	3	7
4-9-1993	*	A	W	4	1
4-10-1993	*	A	L	5	20
4-11-1993	*	A	L	12	13
5-19-1993	+	N5	W	11	7
4-8-1994	*	H	W ⁽¹⁰⁾	10	8
4-9-1994	*	H	W	9	5
4-10-1994	*	H	W ⁽¹⁰⁾	6	5
5-19-1994	+	N5	W	17	5
4-14-1995	*	A	W ⁽¹⁰⁾	17	15
4-15-1995	*	A	W	13	1
4-16-1995	*	A	W	13	4
5-20-1995	+	N5	W	16	7
4-25-1996	*	H	L	6	18
4-26-1996	*	H	W	14	0
4-27-1996	*	H	L ⁽¹⁰⁾	1	4
4-18-1997	*	A	L	9	16
4-19-1997	*	A	L	4	17
4-20-1997	*	A	L	7	9
5-17-1997	+	N6	W ⁽¹⁰⁾	11	6
4-17-1998	*	H	W ⁽¹²⁾	11	10
4-18-1998	*	H	W	17	6
5-14-1999	*	A	L	9	19
5-15-1999	*	A	L	4	7
5-16-1999	*	A	W	7	4
5-19-1999	+	N4	W	7	6
4-7-2000	*	H	L	1	5
4-8-2000	*	H	W	9	0
4-9-2000	*	H	W	8	4
5-5-2001 ⁽¹⁾	*	A	W	7	6
5-5-2001 ⁽²⁾	*	A	L	3	4
5-6-2001	*	A	W	10	2
4-5-2002	*	H	W	6	4
4-6-2002	*	H	L	0	3

4-7-2002	*	H	W	10	2
5-24-2002	+	N6	W	5	3
3-28-2003	*	A7	L ⁽¹¹⁾	2	3
3-29-2003 ⁽¹⁾	*	A7	L	2	12
3-29-2003 ⁽²⁾	*	A7	W	12	10
4-23-2004	*	H	W	2	1
4-24-2004	*	H	W	4	3
4-25-2004	*	H	W	9	6
5-28-2004	+	N8	W	12	1
4-22-2005	*	A	L	3	8
4-23-2005	*	A	W	16	9
4-24-2005	*	A	L	8	9
5-27-2005	+	N9	W	5	4
3-24-2006	*	H	W	9	5
3-25-2006	*	H	W	4	2
3-26-2006	*	H	W	6	2
5-28-2006	+	N9	W	8	4
5-17-2007	*	A	L	4	11
5-18-2007	*	A	L	5	6
5-19-2007	*	A	W	6	3
3-21-2008	*	H	L	4	5
3-22-2008	*	H	W	3	2
3-23-2008	*	H	W	2	0
5-22-2008	+	N9	L ⁽⁷⁾	0	10
5-14-2009	*	A	W	13	8
5-15-2009	*	A	W	11	5
5-16-2009	*	A	W	5	4
3-13-2010 ⁽¹⁾	*	H	W	12	7
3-13-2010 ⁽²⁾	*	H	W	12	6
3-14-2010	*	H	W	7	6
5-26-2010	+	N10	L	8	13
3-25-2011	*	A	L	0	6
3-26-2011	*	A	L	3	5
3-27-2011	*	A	W	7	3
5-28-2011	+	N4	W	6	3
4-13-2012	*	H	W ⁽¹²⁾	7	6
4-14-2012	*	H	L	1	3
4-15-2012	*	H	L	3	6
3-8-2013	*	A	W	10	5
3-9-2013	*	A	W	7	4
3-10-2013	*	A	L	1	4
5-22-2013	+	N4	L	3	6
4-5-2014	*	H	W	6	1
4-6-2014	*	H	L	4	9
4-7-2014	*	H	L	1	7
3-6-2015	*	A	W	6	4
3-7-2015	*	A	L	3	8
3-8-2015	*	A	L	6	14
5-6-2016	*	H	W	10	5
5-7-2016	*	H	L	9	20
5-8-2016	*	H	W	2	1
5-18-2017	*	A	L	2	3
5-19-2017	*	A	L	10	12
5-20-2017	*	A	W	15	6
3-16-2018	*	H	L	0	4
3-17-2018	*	H	L	1	6
3-18-2018	*	H	L	4	5
5-10-2019	*	A	L	1	6
5-11-2019	*	A	W ⁽¹⁰⁾	4	3
5-12-2019	*	A	L	3	8
* - ACC regular-season game; + - ACC Tournament; N1 - Laurinburg, N.C.; N2 - Columbia, S.C.; N3 - Chapel Hill, N.C.; N4 - Durham, N.C.; N5 - Greenville, S.C.; N6 - St. Petersburg, Fla.; A7 - Kinston, N.C.; N8 - Salem, Va.; N9 - Jacksonville, Fla.; N10 - Greensboro, N.C.					
NOTRE DAME					
Overall:	12-8			
at Clemson:	5-5			
at Doug Kingsmore Stadium:	5-5			
at Notre Dame:	6-3			
ACC Regular-Season Games:	11-7			
ACC Tournament Games:	1-0			
NCAA Tournament Games:	0-1			
One-Run Games:	2-1			
Extra-Inning Games:	1-1			
Under Monte Lee:	10-3			
Longest CU Win Streak:	6 ⁽²⁰¹⁶⁻¹⁷⁾			
Longest UND Win Streak:	2 ^(1994-14,15)			
Biggest CU Win:	21-4 ⁽²⁰¹⁸⁾			
Biggest UND Win:	11-3 ⁽²⁰¹⁴⁾			
Date	Site	W-L	CU	Op	
5-27-1994	\$	H	L	1	8
5-9-2014	*	A	L	1	2
5-10-2014	*	A	W	8	0
5-11-2014	*	A	L	3	11

3-14-2015 ⁽¹⁾	*	H	W	6	1
3-14-2015 ⁽²⁾	*	H	L	6	11
3-15-2015	*	H	L	1	5
5-19-2016	*	A	W ⁽¹¹⁾	2	1
5-20-2016	*	A	W	11	1
5-21-2016	*	A	W	6	2
3-10-2017	*	H	W	4	1
3-11-2017	*	H	W	6	5
3-12-2017	*	H	W	4	0
4-7-2018	*	A	L	2	5
4-8-2018 ⁽¹⁾	*	A	W	6	3
4-8-2018 ⁽²⁾	*	A	W	5	2
5-23-2018	+	N1	W ⁽⁷⁾	21	4
3-15-2019	*	H	L	2	9
3-16-2019	*	H	W	5	1
3-17-2019	*	H	L ⁽¹⁰⁾	2	4
* - ACC regular-season game; + ACC Tournament; \$ - NCAA Regional; N1 - Durham, N.C.					
PITTSBURGH					
Overall:	7-2			
at Clemson:	2-1			
at Doug Kingsmore Stadium:	2-1			
at Pittsburgh:	5-1			
ACC Regular-Season Games:	7-2			
One-Run Games:	2-0			
Extra-Inning Games:	1-0			
Under Monte Lee:	5-1			
Longest CU Win Streak:	4 ⁽²⁰¹⁴⁻¹⁸⁾			
Longest PIT Win Streak:	1 ^(2014,16)			
Biggest CU Win:	16-6 ⁽²⁰¹⁸⁾			
Biggest PIT Win:	15-5 ⁽²⁰¹⁶⁾			
Date	Site	W-L	CU	Op	
4-18-2014	*	A	W ⁽¹¹⁾	3	2
4-19-2014	*	A	W	3	0
4-20-2014	*	A	L	4	13
4-1-2016	*	H	W	14	6
4-2-2016	*	H	L	5	15
4-3-2016	*	H	W	4	3
5-17-2018	*	A	W	16	6
5-18-2018	*	A	W	4	1
5-19-2018	*	A	W	5	0
* - ACC regular-season game					
PRESBYTERIAN COLLEGE					
Overall:	64-23			
at Clemson:	39-10			
at Doug Kingsmore Stadium:	7-3			
at Presbyterian College:	22-10			
at Neutral:	3-3			
One-Run Games:	12-9			
Extra-Inning Games:	4-2			
Under Monte Lee:	2-1			
Longest CU Win Streak:	10 ⁽¹⁹¹¹⁻¹⁵⁾			
Longest PRE Win Streak:	4 ⁽¹⁹⁴³⁻⁴⁵⁾			
Biggest CU Win:	22-0 ⁽¹⁹⁴¹⁾			
Biggest PRE Win:	19-5 ⁽¹⁹⁴⁹⁾			
Date	Site	W-L	CU	Op	
4-26-1906	N1	W	8	0	
3-23-1907	A	W	15	1	
4-12-1907	H	W	8	0	
3-28-1908	H	W	7	2	
4-30-1910	A	L	6	8	
4-21-1911	H	W	6	0	
4-22-1911	H	W	6	2	
5-3-1912	A	W	3	2	
5-4-1912	A	W	5	1	
4-18-1913	H	W	5	1	
5-2-1913	A	W	11	1	
4-29-1914	A	W	7	3	
4-30-1914	A	W	6	2	
4-27-1915	H	W	8	2	
4-28-1915	H	W	2	1	
4-13-1917	A	L ⁽¹³⁾	0	1	
4-28-1919	H	L	1	2	
4-27-1920	H	W	6	2	
5-8-1920	A	L	5	7	
4-27-1921	H	W	8	0	
5-7-1921	A	W	6	1	
4-3-1922	H	W	5	0	
4-21-1922	A	W	3	0	
4-22-1922	A	W	8	3	
4-9-1923	H	W	17	1	
4-16-1924	H	L	4	7	
5-8-1924	N2	W	4	1	
4-17-1925	H	W	3	2	
4-30-1925	N2	L	2	9	
4-13-1926	H	W ⁽¹⁰⁾	7	6	

4-28-1926	N2	L	1	5
4-15-1927	A	W	12	4
4-28-1927	H	L	6	7
4-16-1928	H	W	11	1
4-26-1928	H	W	6	0
4-24-1929	H	W ⁽¹⁰⁾	6	5
5-7-1929	A	W	7	1
5-1-1930	A	L	7	9
4-7-1932	A	W	7	1
4-21-1932 ⁽¹⁾	H	W	14	5
4-21-1932 ⁽²⁾	H	W ⁽⁷⁾	14	1
4-22-1932	H	W ⁽¹⁰⁾	12	11
4-6-1933	A	W	13	7
4-7-1933	A	L	3	8
4-25-1933 ⁽¹⁾	H	W	15	11
4-25-1933 ⁽²⁾	H	W ⁽⁷⁾	3	0
4-9-1934	A	W	15	8
4-25-1934	H	W	8	2
4-9-1935	H	W	10	2
5-1-1935	A	W	6	3
4-17-1936	H	W	10	8
4-28-1936	A	L ⁽⁷⁾	2	6
4-15-1937	A	W	5	4
5-6-1937	A	L	5	6
4-13-1938	H	W	4	2
4-22-1938	A	W	15	5
4-22-1939	H	W	10	7
4-15-1940	H	W	11	5
4-27-1940	A	W	12	1
4-5-1941	H	L	10	14
4-28-1941	H	W	22	0
4-20-1942	A	L ⁽¹⁰⁾	11	12
4-17-1943	H	W	13	12
4-28-1943	A	L	4	7
4-13-1945	A	L	7	8
4-20-1945	H	L	2	12
4-21-1945	H	L	6	12
4-19-1946	H	W	8	5
4-3-1947	A	W	8	2
4-23-1948	H	W	9	2
5-5-1948	A	W	2	1
4-1-1949	A	W	4	3
4-9-1949	H	L	5	19
4-1-1950	A	W	15	2
4-11-1950	H	W ⁽¹⁰⁾	11	10
4-23-2008	N3	W	12	7
3-17-2009	H	W	8	0
5-18-2010	H	W	8	2
3-16-2011	N3	L	3	4
4-12-2011	H	W	7	2
3-28-2012	H	L	4	8
4-10-2013	H	W	5	4
2-25-2014	H	W	4	2
4-1-2015	H	L	4	5
3-22-2016	H	W	8	4
4-25-2018	H	W	14	4
5-7-2019	H	L	7	8

N1 - Greenwood, S.C.; N2 - Laurens, S.C.; N3 - Greenville, S.C.

SOUTH CAROLINA

Overall:.....179-140-2
at Clemson:.....99-46
at Doug Kingsmore Stadium:..52-29
at South Carolina:.....68-84-2
at Neutral:.....12-10
ACC Regular-Season Games:..29-9-1
NCAA Tournament Games:.....3-6
One-Run Games:.....37-44
Extra-Inning Games:.....8-11-2
Under **Monte Lee**:.....7-5
Longest CU Win Streak:.....12⁽¹⁹⁶¹⁻⁶⁶⁾
Longest USC Win Streak:.....7⁽¹⁹⁸³⁻⁸⁵⁾
Biggest CU Win:.....18-1⁽¹⁹⁶⁵⁾
Biggest USC Win:.....38-16⁽¹⁹⁹⁷⁾

Date	Site	W-L-C	Op
5-12-1899	N1	W ^(S)	21
5-12-1900	A	W	5
5-11-1901	A	W	12
4-26-1902	A	W	3
3-30-1907	H	W	4
4-29-1907	A	L	2
4-9-1908	H	L	2
5-7-1909	A	L	0
5-8-1909	A	W	4
12-12-1916	N2	L	0
5-13-1916	N2	W	7
4-2-1917	A	L	1
4-3-1917	A	W	18

GAME RESULTS VS. 2020 OPPONENTS

5-8-1953	A	W	2	0
5-9-1953	A	L	4	13
4-13-1954	* A	W	10	1
5-4-1954	* H	W	2	0
4-30-1955	* H	L	3	4
5-11-1955	* A	L	2	9
4-27-1956	* A	W	5	1
5-11-1956	* H	L	3	12
4-27-1957	* A	L	3	4
5-14-1957	* H	W	10	6
4-21-1958	* H	W	5	3
5-9-1958	* A	W	9	2
4-3-1959	* A	W	11	0
5-12-1959	* H	W	10	1
4-23-1960	* H	W	12	10
5-5-1960	* A	L	1	2
4-18-1961	* H	W	21	5
4-25-1961	* A	W	3	1
4-24-1962	* A	W	5	4
5-8-1962	* H	W	27	17
4-23-1963	* H	W	9	2
5-14-1963	* A	W	5	1
4-28-1964	* A	W	4	2
5-12-1964	* H	W	5	3
5-4-1965	* H	W	18	1
5-13-1965	* A	W	9	3
4-26-1966	* H	W	11	6
5-19-1966	* A	W	8	2
4-11-1967	* A	L	1	4
4-18-1967	* H	W	8	1
4-16-1968	* H	W	6	5
5-7-1968 ⁽¹⁾	* A	W ⁽⁷⁾	1	0
5-7-1968 ⁽²⁾	* A	L ⁽⁷⁾	3	4
4-16-1969	* A	T ⁽¹³⁾	4	4
5-6-1969 ⁽¹⁾	* H	L ⁽⁷⁾	1	2
5-6-1969 ⁽²⁾	* H	W ⁽⁷⁾	7	3
4-14-1970 ⁽¹⁾	* A	L ⁽⁷⁾	1	2
4-14-1970 ⁽²⁾	* A	W ⁽⁷⁾	2	1
5-5-1970	* H	W	4	0
4-25-1971	* H	W	8	2
5-4-1971	* A	W	8	4
4-4-1972	H	W	8	0
4-5-1972	A	L	1	2
4-21-1972	N4	W	5	2
4-4-1973	A	W	4	2
4-10-1973	H	L	1	3
4-28-1973	N5	W	9	5
3-28-1974	H	L	0	3
4-16-1975	A	L	2	6
4-2-1976	A	W	10	6
4-13-1976	H	L	3	4
5-22-1976	\$ A	W	10	4
3-28-1977	H	L	1	2
4-12-1977 ⁽¹⁾	A	L ⁽⁷⁾	6	7
4-12-1977 ⁽²⁾	A	L ⁽⁷⁾	2	7
4-1-1978	A	W	10	2
4-2-1978	A	L	6	10
4-30-1978	H	W	11	4
3-24-1979	A	W	3	1
3-25-1979	A	L	6	7
4-14-1979	H	W	1	0
4-15-1979	H	W	6	3
4-15-1980	H	W	9	3
4-16-1980	H	W	4	3
5-10-1980	A	L	1	6
5-11-1980	A	L	1	4
5-24-1980	\$ H	W	6	2
5-25-1980	\$ H	W	17	12
4-3-1981	A	L	2	6
4-4-1981	A	L	7	12
4-13-1981	H	W ⁽¹¹⁾	5	4
4-14-1981	H	L	2	12
4-11-1982	H	W	4	1
4-12-1982	H	L	4	5
5-16-1982	A	L	5	11
5-17-1982	A	L	1	4
3-4-1983	H	W	8	0
4-26-1983	H	L ⁽¹⁰⁾	3	8
4-30-1983	A	W	8	1
5-1-1983	A	L	3	4
4-26-1985	A	L	2	14
4-27-1985	A	L	6	11
4-28-1985	A	L	5	6
5-14-1985	H	L	6	12
5-15-1985	H	L	6	8
5-16-1985	H	L	3	8
4-25-1986	H	W	16	5
4-26-1986	H	W	9	5
4-27-1986	H	L ⁽¹²⁾	4	5

5-3-1986	A	W	14	11
5-4-1986	A	L	0	5
5-5-1986	A	W	7	6
4-20-1987	H	W	5	3
4-21-1987	H	W	7	3
5-2-1987	A	W	5	3
5-3-1987	A	W	8	7
4-22-1988	H	W	7	6
4-23-1988	H	L	7	11
4-24-1988	H	W	8	5
4-30-1988	A	W	5	2
5-1-1988	A	L	6	7
3-31-1989	H	W	7	1
4-1-1989	H	W	12	6
4-2-1989	H	W	9	6
4-20-1989	A	W	5	3
4-21-1989	A	L	3	8
4-22-1989	A	L	1	7
3-31-1990	N6	W	6	0
4-1-1990	H	W	6	5
4-2-1990	H	W	9	0
4-12-1990	A	L	2	21
5-6-1990 ⁽¹⁾	A	L	4	5
5-6-1990 ⁽²⁾	A	L ⁽⁷⁾	3	7
3-22-1991	A	L	4	12
3-23-1991	A	L	10	11
3-24-1991	A	W	5	3
3-28-1991	H	W	7	5
4-4-1991	H	W	10	1
4-25-1991	H	W	7	6
3-26-1992	A	L	6	8
4-8-1992	H	W	5	3
4-21-1992	H	W	10	9
4-6-1993	H	W	17	3
4-7-1993	A	W	9	8
4-21-1993	H	W	8	7
5-12-1993	A	L	5	8
3-16-1994	H	L	4	7
4-6-1994	A	W	7	2
4-13-1994	A	L ⁽¹⁷⁾	4	5
4-20-1994	H	L	3	4
3-28-1995	A	L	2	4
4-4-1995	H	W	7	2
4-12-1995	H	W	11	1
4-26-1995	A	W	18	6
4-3-1996	A	W	4	2
4-10-1996	H	W	11	0
4-17-1996	H	W	8	0
4-23-1996	A	W	7	5
4-2-1997	H	L	3	11
4-9-1997	A	W	15	1
4-16-1997	H	W	12	9
4-23-1997	A	L	16	38
4-1-1998	A	W	6	4
4-14-1999	A	W	8	7
4-21-1999	H	W	5	4
4-12-2000	H	L	3	6
4-19-2000	A	L ⁽¹²⁾	8	9
3-3-2001	H	L	8	21
3-4-2001	A	W	7	4
4-18-2001	A	L	3	9
4-25-2001	H	L	1	2
3-2-2002	A	W	9	7
3-3-2002	H	W	11	10
4-17-2002	H	L	6	8
4-24-2002	A	W	4	1
6-19-2002	! N7	L	4	12
6-21-2002	! N7	L	2	10
3-1-2003	H	W	8	0
3-2-2003	A	L	4	6
4-2-2003	A	W	4	2
4-9-2003	H	W	4	2
3-6-2004	A	L	2	5
3-7-2004	H	L	10	7
4-7-2004	H	W	9	4
4-14-2004	A	W	13	5
3-12-2005	H	L	3	6
3-13-2005	A	L	5	6
4-13-2005	H	W	12	2
4-20-2005	A	W	7	5
3-4-2006	A	L	2	6
3-5-2006	H	W	6	4
4-5-2006	A	W	3	2
4-12-2006	H	W	10	5
3-3-2007	H	L	0	12
3-4-2007	A	L	2	3
4-18-2007	A	L	2	4
4-25-2007	H	W	14	5
3-1-2008	A	L	1	10

3-2-2008	H	L	1	5	
4-9-2008	A	L	1	7	
4-16-2008	H	L	0	6	
2-28-2009	H	L	1	3	
4-7-2009	A	L	6	7	
4-8-2009	H	W	7	5	
4-22-2009	A	W	12	2	
3-5-2010	H	W	4	3	
3-6-2010	N6	L	5	7	
3-7-2010	A	W	19	6	
6-25-2010	! N7	L	1	5	
6-26-2010	! N7	L	3	4	
3-4-2011	A	L	3	6	
3-6-2011	H	W	10	5	
3-8-2011	N6	L	4	5	
3-2-2012	N1	L ⁽¹¹⁾	2	3	
3-3-2012	A	L	6	9	
4-3-2012	H	W	6	5	
6-2-2012	\$	A	L ⁽¹²⁾	4	5
6-3-2012	\$	A	L	3	4
3-1-2013	H	L	0	6	
3-2-2013	N6	W	6	3	
3-3-2013	A	L	0	8	
2-28-2014	A	L	6	9	
3-1-2014	N6	L	2	10	
3-2-2014	H	L	3	5	
2-27-2015	H	W	11	4	
2-28-2015	N6	L	1	4	
3-2-2015	A	W	7	0	
3-4-2016	A	L	1	8	
3-5-2016	N6	W	5	0	
3-6-2016	H	W	4	1	
3-3-2017	H	L	0	2	
3-4-2017	N6	W	8	7	
3-5-2017	A	W ⁽¹¹⁾	5	3	
3-2-2018	A	L	2	3	
3-3-2018	N6	W	5	1	
3-4-2018	H	W	8	7	
3-1-2019	H	L	4	5	
3-2-2019	N6	W	11	5	
3-3-2019	A	L	3	14	
* - ACC regular-season game; \$ - NCAA Regional; ! - College World Series; N1 - Charleston, S.C.; N2 - Anderson, S.C.; N3 - Orangeburg, S.C.; N4 - Sumter, S.C.; N5 - Spartanburg, S.C.; N6 - Greenville, S.C.; N7 - Omaha, Neb.					
WAKE FOREST					
Overall:..... 137-59-1					
at Clemson:..... 69-23-1					
at Doug Kingsmore Stadium:.. 57-12					
at Wake Forest:..... 53-32					
at Neutral:..... 15-4					
ACC Regular-Season Games:.. 119-47-1					
ACC Tournament Games:..... 13-5					
One-Run Games:..... 33-13					
Extra-Inning Games:..... 11-2					
Under Monte Lee:..... 10-3					
Longest CU Win Streak:..... 18 ⁽¹⁹⁸⁴⁻⁹⁰⁾					
Longest WFU Win Streak:.. 6 ^(1921-52, 98-99)					
Biggest CU Win:..... 26-1 ⁽²⁰⁰⁶⁾					
Biggest WFU Win:..... 20-4 ⁽¹⁹⁶²⁾					
Date	Site	W-L	CU	Op	
4-30-1901	H	W	14	1	
4-21-1903	H	W	18	3	
4-25-1913	H	L	1	6	
4-16-1918	H	W	7	2	
4-21-1921	H	L	3	5	
5-26-1950	N1	L	2	14	
5-5-1951	H	L ⁽¹⁰⁾	8	12	
4-7-1952	H	L	5	12	
4-8-1952	H	L	14	16	
4-15-1952	A	L	7	11	
4-15-1954	* A	W	5	3	
4-20-1954	* A	W	5	0	
4-25-1955	* A	L	4	11	
5-6-1955	* H	L	11	15	
4-14-1956	* H	T ^(4,5)	6	6	
5-7-1956	* A	L ⁽⁸⁾	0	14	
4-13-1957	* H	L	6	9	
4-23-1957	* A	L	1	6	
4-17-1958	* H	W	12	8	
4-26-1958	* A	L	4	5	
4-1-1959	* H	W	4	3	
4-25-1959	* A	W	6	5	
5-16-1959	^ N2	W	4	2	
5-2-1960 ⁽¹⁾	* H	W	15	28	

GAME RESULTS VS. 2020 OPPONENTS

Hill, N.C.; N5 - Columbia, S.C.; N6 - Raleigh, N.C.; N7 - Durham, N.C.; N8 - Greenville, S.C.; N9 - St. Petersburg, Fla.; N10 - Jacksonville, Fla.

WILLIAM & MARY

Overall: 8-1
at Clemson: 8-1
at Doug Kingsmore Stadium: 8-1
NCAA Tournament Games: 1-0
One-Run Games: 3-0
Extra-Inning Games: 1-0
Under **Monte Lee**: 3-0
Longest CU Win Streak: 4^(2000-13,13-18)
Longest W&M Win Streak: 1⁽²⁰¹³⁾
Biggest CU Win: 12-2⁽²⁰¹³⁾

Biggest W&M Win:..... 11-2 ⁽²⁰¹³⁾				
Date	Site	W-L	CU	Op
3-8-2000	H	W	10	6
5-25-2001	\$ H	W	4	1
3-8-2006	H	W	10	5
2-15-2013	H	W	2	0
2-16-2013	H	L	2	11
2-17-2013	H	W	12	2
2-16-2018	H	W ⁽¹⁰⁾	5	4
2-17-2018	H	W	7	6
2-18-2018	H	W	2	1
\$ - NCAA Regional				

WINTHROP

Overall: 22-7
at Clemson: 18-6

at Doug Kingsmore Stadium: ...	18-6			
at Winthrop:	3-1			
at Neutral:	1-0			
NCAA Tournament Games:	1-0			
One-Run Games:	6-3			
Extra-Inning Games:	3-1			
Under Monte Lee :	3-1			
Longest CU Win Streak:	11 ⁽¹⁹⁸³⁻⁹⁹⁾			
Longest WIN Win Streak:	2 ⁽²⁰⁰⁵⁻⁰⁶⁾			
Biggest CU Win:	17-1 ⁽¹⁹⁹³⁾			
Biggest WIN Win:	8-2 ⁽²⁰⁰⁵⁾			
Date	Site	W-L	CU	Op
3-14-1981	A	W	9	5
4-2-1981	H	W	6	4
3-28-1982	A	L	6	7
2-24-1983	H	W	11	2

4-15-1984	A	W	6	0
4-7-1985	H	W	13	5
3-9-1986	H	W	9	4
4-8-1991	H	W ⁽⁵⁾	5	0
3-3-1992	H	W	1	0
4-2-1992	N1	W ⁽¹¹⁾	12	11
2-24-1993	H	W	11	6
5-2-1993	A	W	17	1
5-27-1995	\$	H	W	9 5
5-7-1999	H	W	14	2
4-4-2001	H	L	4	8
4-3-2002	H	W	6	4
3-4-2003	H	W	5	4
4-13-2004	H	W	9	5
3-9-2005	H	L	2	8
4-18-2006	H	L	3	6


2-28-2007	H	W	6	4
4-3-2012	H	W	11	0
2-27-2013	H	L ⁽¹¹⁾	2	3
4-2-2014	H	W	4	2
3-3-2015	H	L	4	5
3-9-2016	H	W	4	3
3-29-2017	H	W ⁽¹¹⁾	6	5
2-27-2018	H	W ⁽¹⁰⁾	9	8
4-23-2019	H	L	6	8
\$ - NCAA Regional; N1 - Fort Mill, S.C.				

Note: **Bold** denotes a Clemson home game.

IN 2018, THE LAST TIME CLEMSON FACED WILLIAM & MARY, THE TIGERS WON THREE ONE-RUN GAMES, INCLUDING THE SEASON OPENER WHEN CHRIS WILLIAMS HIT A WALKOFF SINGLE TO SCORE BRYCE TEODOSIO (#31) IN THE 10TH INNING IN THE 5-4 VICTORY.



2019 REVIEW



GRAYSON BYRD

ALL-AMERICAN, 2019

2019 SEASON NOTES

NCAA TOURNAMENT RECAP

- The Tigers were 1-2 in the Oxford Regional, defeating Illinois 8-4 before falling to No. 12 Mississippi 6-1 and Jacksonville State 9-2.
- Clemson hit .257 with 11 runs, four doubles, three homers, a .385 on-base percentage and no errors in three games.
- Kyle Wilkie was 7-for-13 (.538) with a homer, double, four RBIs and a walk.
- Davis Sharpe pitched 6.2 innings, allowing three hits, one unearned run and one walk with four strikeouts to earn the win against Illinois.

ACC TOURNAMENT RECAP

- Clemson had a 1-1 record in the ACC Tournament at Durham, N.C., with games on May 21 and May 23.
- Boston College defeated the Tigers 7-5 in 11 innings before Clemson downed No. 7 Louisville 7-1.
- The Tigers hit .253 with a 3.15 ERA and .167 opponents' batting average.
- Mat Clark, who allowed just one hit, retired the first 22 batters and took a no-hitter into the ninth inning in the win over the Cardinals.
- Clark was named to the All-ACC Tournament team as one of two starting pitchers.
- Jordan Greene went 4-for-6 with an RBI, two runs and a walk in two games.

QUICK HITS

- Clemson had a 9-8 record against top-25 teams, all of which were in the top 16. The Tigers were also 6-3 against top-10 teams.
- Sixteen of Clemson's 26 losses were by one run, two runs or in extra innings, including eight one-run losses.
- A total of 25 Tigers started at least one game in 2019.

ATTENDANCE

- Clemson averaged 4,735 fans per home date (30), ninth in the nation and second in the ACC.
- The 4,735 figure was fifth highest in school history.
- Clemson has had a top-20 national figure in average attendance 26 straight seasons and a top-15 figure 18 years in a row.

POLLS

- Clemson finished the season unranked in all the polls after spending the first half of the season ranked in the top 25.
- The Tigers were ranked in the top 25 by at least one poll for 55 straight polls from May 9, 2016 to April 15, 2019.

POWER & SPEED SURGE

- Clemson totaled 82 homers in 61 games in 2019, good for 1.3 per game.
- Clemson hit a homer in 13 consecutive games, the last two games of 2018 and the first 11 games of 2019.
- The 13-game streak tied a Tiger record. From March 21 to April 12, 1966 and March 31 to April 17, 1996 Clemson also had a 13-game streak.
- Fourteen Tigers accounted for the 82 homers. Grayson Byrd led the team with 16 homers, while Logan Davidson was second with 15 home runs.
- Clemson showed a penchant for stealing bases in 2019. The Tigers had 91 steals, an average of 1.5 per game.
- Thirteen Tigers accounted for the 91 steals. Sam Hall led the team with 30 steals and Logan Davidson was second with 17 stolen bases.
- The 91 steals were the most by Clemson since 2013, when it totaled 111 steals.

YOUTH SERVED

- Clemson relied on many freshmen and sophomores to contribute in 2019.
- The weekend rotation predominantly featured two freshmen (Davis Sharpe, Keyshawn Askew) and a sophomore (Mat Clark).

- Two of the Tigers' best relievers were sophomore righthander Holt Jones and sophomore lefthander Sam Weatherly.
- Six freshmen (Bryar Hawkins, Davis Sharpe, James Parker, Elijah Henderson, Adam Hackenberg, Chad Fairey) started at least eight games.
- Five sophomores (Sam Hall, Bryce Teodosio, Kier Meredith, Bo Majkowski, Michael Green) started at least eight games.

SCORING STREAK

- Clemson scored at least one run in all 61 games in 2019 to extend its streak to 106 games.
- The 106-game streak is the eighth-longest active streak in the nation.
- The last time Clemson was shut out was on March 16, 2018, when No. 10 NC State blanked the Tigers 4-0 at Doug Kingsmore Stadium.
- The Tiger record for longest streak scoring at least one run is 232, set between May 10, 1982 to May 3, 1986.

LONGEST GAME IN CLEMSON HISTORY

- No. 4 Georgia defeated Clemson 3-2 in 20 innings in Athens on April 16 in the longest game in both Bulldog and Tiger history.
- The previous longest game in Tiger history was 19 innings in an NCAA Tournament game against Fordham at New Britain, Conn. on May 26, 1988.
- Clemson scored two runs in the sixth and Georgia scored two runs in the seventh before the Bulldogs scored a walkoff run in the 20th inning.
- The game lasted six hours and 33 minutes and ended at 1:35 a.m.
- Clemson's seven pitchers combined for a school-record 24 strikeouts, besting the previous mark of 23 set against Elon on Feb. 24, 2017.
- Tiger pitchers combined to allow just nine hits (eight singles, one double) and one earned run in a school-record 19.1 innings pitched.
- Grayson Byrd and Bryar Hawkins tied the school record with nine at-bats apiece in the game.

TIGERS RECOGNIZED FOR APR SCORE

- Baseball was one of six Tiger programs in the top-10 percent of their sport in the eligibility, graduation and retention metric for 2017-18.
- It was the third year in a row (2015-16, 2016-17, 2017-18) the Clemson baseball program was lauded by the NCAA for its APR.
- Clemson was one of only 17 Division I baseball programs recognized in each of the three most-recent reports.
- Clemson was one of only four Power Five Conference baseball programs recognized in each of the three most-recent reports.
- Clemson was one of only two ACC schools (Notre Dame) to earn recognition for baseball for 2017-18.
- Clemson was one of only 15 Division I baseball programs to receive a perfect 1,000 score for 2017-18.
- Clemson was one of four Power Five Conference baseball programs (Michigan Northwestern, Notre Dame) to receive a 1,000 score for 2017-18.
- Clemson earned a perfect 1,000 score for the second year in a row in 2017-18.

ALL-AMERICA HONORS

- Grayson Byrd was named a third-team All-American by Collegiate Baseball, becoming the 62nd All-American in Clemson history.
- Davis Sharpe was a first-team freshman All-American by Baseball America, D1Baseball and Perfect Game.
- Davis Sharpe was also a freshman All-American by Collegiate Baseball and second-team freshman All-American by NCBWA.
- Logan Davidson was named a first-team Academic All-American by CoSIDA, the third in Tiger history and first since 2012 (Phil Pohl).

SIX TIGERS NAMED TO ALL-ACC TEAM

- Six Tigers earned First, Second or Third-Team All-ACC honors, tying for most in the ACC with Florida State, Georgia Tech and Louisville.
- Grayson Byrd (OF) earned First-Team All-ACC honors. It was the second time Byrd was named All-ACC.
- Logan Davidson (SS) and Davis Sharpe (SP) were Second-Team All-ACC selections. It was Davidson's second career All-ACC honor.
- Mat Clark (SP), Carson Spiers (RP) and Kyle Wilkie (C) were Third-Team All-ACC picks. It was Wilkie's second career All-ACC honor.
- Davis Sharpe, who earned All-ACC Freshman honors, became the first Tiger freshman to be an All-ACC pitcher since 2000 (Jarrod Schmidt).

ALL-ACC ACADEMIC TIGERS

- Logan Davidson was named ACC Baseball Scholar-Athlete-of-the-Year, Clemson's second in the last four years (Pat Krall).
- Four Tigers were selected to the All-ACC Academic Team.
- Junior Logan Davidson was named to the team for the third time.
- Junior Carson Spiers was named to the team for the second time.
- Sophomore Mat Clark and junior Kyle Wilkie were first-time selections.
- To be eligible, a student-athlete must record a 3.0 GPA the previous semester and maintain a 3.0 cumulative GPA during his academic career.
- Logan Davidson was also named Clemson's top male ACC Scholar-Athlete (for all sports).

FIVE TIGERS PICKED IN MLB DRAFT

- Five Tigers were selected in the 2019 MLB draft, tied for fifth most in the ACC.
- Logan Davidson was picked in the first round (No. 29 overall) by the Athletics. He was Clemson's 15th first-round draft pick in history.
- Kyle Wilkie (12th round), Owen Griffith (20th round), Grayson Byrd (24th round) and Brooks Crawford (29th round) were drafted on day three.
- Monte Lee has had 24 players drafted in his four seasons as head coach at Clemson.
- Three of those 24 players were drafted twice, meaning a Tiger has been drafted 27 times in Lee's tenure at Clemson.
- Two more Tigers have signed a free-agent contract as well, including Luke Sommerfeld in 2019.

2019 TIGER DRAFTEES

#	Player	Pos.	Cl.	Rd	Pick	Team
8	Logan Davidson	SS	Jr.	1	29	Athletics
10	Kyle Wilkie	C	Jr.	12	364	Pirates
40	Owen Griffith	RHP	Jr.	20	599	Twins
4	Grayson Byrd	INF/OF	*Sr.	24	732	Cubs
19	Brooks Crawford	RHP	Sr.	29	866	Giants
48	Luke Sommerfeld	RHP	*Gr.	FA	---	Tigers

BYRD PROVIDED SENIOR LEADERSHIP

- Senior Grayson Byrd was a steady influence as a leader and due to his ability to play both corner infield spots and in the outfield.
- He started 25 games at first base, 21 games at third base and 15 games in left field.
- He hit .316 with 16 homers, two triples, 16 doubles, 59 RBIs, 49 runs, a .394 on-base percentage and four steals in 61 games in 2019.
- He led the team in batting average, at-bats (250), hits (79), homers, RBIs, total bases (147) and slugging percentage (.588).
- He hit .316 with nine homers, a triple, eight doubles, 29 RBIs, 23 runs and a .404 on-base percentage in 30 ACC regular-season games.
- He had 11 homers, five doubles, 27 RBIs and an .835 slugging percentage in the last 18 games.
- He had a 13-game hitting streak from April to May.

2019 SEASON NOTES

- He hit a home run in each game of the Wake Forest series from May 16-18.
- In his three seasons as a Tiger, he hit .287 with 26 homers, three triples, 24 doubles, 105 RBIs and 94 runs in 166 games (154 starts).

CLARK CARVED UP THE COMPETITION

- Sophomore lefthander Mat Clark was a reliever as a freshman in 2018 and during the first few weeks of the 2019 season.
- He moved into the weekend rotation in March and was there for the rest of the season.
- He utilized his control and change of speed to be effective on the mound.
- He was one of 69 pitchers named to the National Pitcher-of-the-Year Award Watch List in April.
- He was 9-3 with a 3.21 ERA, .202 opponents' batting average and 60 strikeouts in 73.0 innings pitched over 14 appearances (11 starts).
- He allowed just 23 walks.
- He was 6-2 with a 3.25 ERA, .215 opponents' batting average and 43 strikeouts in 52.2 innings pitched in nine ACC regular-season starts.
- He retired the first 22 batters of the game and took a no-hitter into the ninth inning in Clemson's 7-1 win over No. 7 Louisville on May 23.
- In his career, he is 13-3 with a 2.86 ERA and .205 opponents' batting average in 94.1 innings pitched over 33 appearances (12 starts).
- He has 83 strikeouts against only 27 walks in his career, good for a 3.07 strikeout-to-walk ratio.

DAVIDSON DID IT ALL

- Junior shortstop Logan Davidson showed the ability to impact the game in a variety of ways.
- He was one of 40 players named to the Golden Spikes Award Midseason Watch List in April.
- He was one of 69 shortstops named to the Brooks Wallace Award Watch List in April.
- He was voted as a co-captain (alongside Carson Spiers) by his teammates prior to the 2019 season.
- He hit .291 with 18 doubles, two triples, 15 homers, 55 RBIs, 55 runs, a .412 on-base percentage and 17 steals in 61 games.
- He committed only nine errors in 290 chances at shortstop, good for a .969 fielding percentage.
- He had a 14-game hitting streak in March.
- He had a 56-game on-base streak during the season and reached base in every game except the third and 60th contests of 2019.
- He hit a walkoff two-run homer on a 2-2 pitch with two outs in Clemson's 5-4 win over No. 3 North Carolina to complete a sweep on March 10.
- In his career, he hit .290 with 45 doubles, two triples, 42 homers, 142 RBIs, a .403 on-base percentage and 37 steals in 187 games.
- He had 21 career homers as a lefthanded batter and 21 career homers as a righthanded batter.
- He became the 10th Tiger in history to hit double-digit homers in three different seasons.
- He became the first Tiger in history to total both double-digit homers and double-digit steals in three different seasons.
- He started all 187 games of his career at shortstop and had a .952 career fielding percentage.
- He was named ACC Baseball Scholar-Athlete-of-the-Year.
- He was named Clemson's top male ACC Scholar-Athlete (for all sports) in 2019 thanks in large part to his 3.99 cumulative GPA.
- He graduated with a degree in management on May 9 after just six semesters in college.

HALL STARTED THINGS OFF

- Sophomore Sam Hall was in the leadoff spot for most of the 2019 season, and he also started at least six games at five different positions.

- He hit .257 with 12 doubles, seven homers, 32 RBIs, 59 runs, a .365 on-base percentage and 30 steals in 61 games in 2019.
- His 30 steals tied for 10th most in a season in Tiger history and were the most by a Tiger since 1994, when Mike Hampton had 39 steals.
- He led the ACC in steals, the first Tiger to lead the ACC in that category since 1994.
- He made 21 starts in left field, 20 at second base, seven at third base, seven in center field and six in right field in 2019.
- In his career, he is hitting .253 with 16 doubles, nine homers, 39 RBIs, 77 runs and 38 steals in 86 games (82 starts).

SHARPE SHINED AS FRESHMAN

- Freshman Davis Sharpe made an immediate impact, both on the mound and at the plate.
- He was one of 69 pitchers named to the National Pitcher-of-the-Year Award Watch List in April.
- He was one of five finalists for the John Olerud Two-Way Player-of-the-Year Award and the only freshman among the finalists.
- He was 7-4 with a 3.20 ERA, .205 opponents' batting average and 84 strikeouts in 84.1 innings pitched over 15 appearances (14 starts).
- He hit .264 with three homers, four doubles, 18 RBIs, a .377 on-base percentage and three steals in 38 games (34 starts) on offense.
- He made his college debut a memorable one in a doubleheader against South Alabama on Feb. 16.
- In the first game, he started on the mound and tossed 5.0 scoreless innings of two-hit ball with eight strikeouts to earn the win.
- In the second game, he made his offensive debut and hit two homers with three RBIs as the designated hitter.
- He was named midseason national freshman-of-the-year by D1Baseball on April 4.

SPIERS MOVED INTO CLOSER ROLE

- Junior righthander Carson Spiers was one of Clemson's best relievers in 2018 and moved into the closer role in 2019.
- He was voted as a co-captain (alongside Logan Davidson) by his teammates prior to the 2019 season.
- He was one of 45 pitchers named to the NCBWA Stopper-of-the-Year Award Watch List in April.
- He had a team-high 11 saves, tied for third most in Tiger history, in a team-high 30 appearances, tied for seventh most in school history.
- He was 2-5 with a 3.59 ERA, .220 opponents' batting average and 44 strikeouts against 16 walks in 47.2 innings pitched.
- In his career, he is 4-7 with 15 saves, a 2.87 ERA and 86 strikeouts against 35 walks in 94.0 innings pitched over 62 relief appearances.
- His 15 career saves are tied for eighth most in Tiger history.

WILKIE USED BAT & ARM

- Junior catcher Kyle Wilkie helped keep opponent running games in check with his ability to throw out basestealers.
- He was named to the Buster Posey Award Watch List during the 2019 season.
- He hit .307 with six homers, 14 doubles, 41 RBIs, a .385 on-base percentage and five steals in 58 games (56 starts) in 2019.
- He had a 41-game on-base streak, which comprised the last 39 games of 2018 and the first two games of 2019.
- He had a 10-game hitting streak from February to March after ending the 2018 season on a 29-game hitting streak.
- In his career, he hit .307 with 25 doubles, a triple, 11 homers, 86 RBIs, 81 runs, a .400 on-base percentage and seven steals in 144 games.

TIGER TIDBITS

CLEMSON'S RECORD...

In All Games	35-26
In Home Games	21-12
In Away Games	10-12
In Neutral Games	4-2
In All ACC Regular-Season Games	15-15
In Home ACC Regular-Season Games	8-7
In Away ACC Regular-Season Games	7-8
In All Non-ACC Regular-Season Games	18-8
In Home Non-ACC Regular-Season Games	13-5
In Away Non-ACC Regular-Season Games	3-3
In Neutral Non-ACC Regular-Season Games	2-0
In ACC Tournament Games	1-1
In NCAA Tournament Games	1-2
In February	7-1
In March	15-5
In April	5-12
In May	8-6
In June	0-2
On Monday	1-0
On Tuesday	5-5
On Wednesday	5-0
On Thursday	2-0
On Friday	6-6
On Saturday	12-6
On Sunday	4-9
Against Top-25 Teams	9-8
Against Top-10 Teams	6-3
Against Top-5 Teams	3-2
In Day Games	23-15
In Night Games	12-11
Against Lefty Starters	17-10
Against Righty Starters	18-16
In 1-Run Games	6-8
In 2-Run Games	4-7
In 3-Run Games	6-1
When Scoring First	24-12
When Scoring in the 1st Inning	16-11
When Leading at the End of 6 Innings	31-5
When Trailing at the End of 6 Innings	2-19
When Tied at the End of 6 Innings	2-2
When Leading at the End of 7 Innings	31-1
When Trailing at the End of 7 Innings	2-22
When Tied at the End of 7 Innings	2-3
When Leading at the End of 8 Innings	32-1
When Trailing at the End of 8 Innings	2-20
When Tied at the End of 8 Innings	1-5
In Extra Innings	1-4
When Scoring 5 or More Runs	29-9
When Allowing Less Than 5 Runs	25-4
When Out-Hitting Opponents	29-7
When Clemson Hit a Home Run	27-17
When Clemson Committed 0 or 1 Error	24-17
On Grass Infields	30-25
On Artificial Surface Infields	5-1

INNING-BY-INNING SCORING

Team	1	2	3	4	5	6	7	8	9	Ex.
Clemson	52	51	46	46	51	46	37	47	19	1
Opponents	36	36	34	41	22	43	46	28	25	8

TIGER MULTIPLE HIT GAME LEADERS

#	Player	2	3	4	5+	Total
4	Grayson Byrd	16	7	2	--	25
10	Kyle Wilkie	14	3	1	--	18
5	Sam Hall	14	2	1	--	17
16	Logan Davidson	12	4	--	--	16
44	Bryar Hawkins	10	1	2	--	13
30	Davis Sharpe	9	--	--	--	9
11	Michael Green	7	--	1	--	8
16	Bo Majkowski	7	1	--	--	8
13	Bryce Teodosio	6	2	--	--	8
Totals		112	22	7	0	141

TIGER MULTIPLE RBI GAME LEADERS

#	Player	2	3	4	5+	Total
8	Logan Davidson	11	6	--	--	17
4	Grayson Byrd	6	3	3	2	14
10	Kyle Wilkie	7	2	--	--	9
5	Sam Hall	4	1	2	--	7
9	Jordan Greene	5	--	1	--	6
17	Justin Hawkins	4	1	1	--	6
13	Bryce Teodosio	2	1	3	--	6
44	Bryar Hawkins	3	2	--	--	5
11	Michael Green	3	1	--	--	4
Totals		53	22	11	2	88

2019 OVERALL STATS

#	Player	Avg	GP-GS	AB	R	H	2B	3B	HR	RBI	TB	Slg%	BB	HP	SO	GDP	OB%	SF	SH	SB-SBA
4	Grayson Byrd	.316	61-61	250	49	79	16	2	16	59	147	.588	27	6	48	4	.394	1	0	4-7
10	Kyle Wilkie	.307	58-56	218	41	67	14	0	6	41	99	.454	26	4	34	4	.385	4	2	5-7
8	Logan Davidson	.291	61-61	237	55	69	18	2	15	55	136	.574	45	7	61	2	.412	5	0	17-20
44	Bryar Hawkins	.287	52-46	188	31	54	8	1	7	23	85	.452	18	5	58	4	.365	0	0	2-2
5	Sam Hall	.257	61-61	249	59	64	12	0	7	32	97	.390	38	6	58	2	.365	3	1	30-37
13	Bryce Teodosio	.215	55-54	186	32	40	8	0	9	33	75	.403	16	6	71	0	.295	2	2	8-12
----- Others -----																				
1	Kier Meredith	.318	9-8	22	3	7	2	0	0	1	9	.409	5	2	5	0	.483	0	0	2-3
11	Michael Green	.307	28-27	101	26	31	8	0	3	14	48	.475	11	7	11	3	.412	0	1	4-5
30	Davis Sharpe	.264	38-34	129	22	34	4	0	3	18	47	.364	19	5	35	1	.377	1	0	3-3
9	Jordan Greene	.248	45-38	149	23	37	9	0	4	24	58	.389	18	0	27	1	.318	6	1	5-6
16	Bo Majkowski	.248	50-28	109	17	27	8	1	0	14	37	.339	16	12	29	1	.399	1	0	8-9
15	James Parker	.232	27-15	56	6	13	3	0	1	8	19	.339	3	0	18	0	.271	0	1	1-4
17	Justin Hawkins	.226	33-24	93	13	21	3	0	4	19	36	.387	13	0	38	0	.321	0	1	2-2
26	Matt Cooper	.200	9-2	15	0	3	1	0	0	3	4	.267	2	0	6	0	.294	0	0	0-0
35	Chad Fairey	.175	30-17	63	10	11	0	0	3	10	20	.317	18	1	23	0	.366	0	0	0-0
6	Elijah Henderson	.156	19-8	32	3	5	0	0	1	5	8	.250	5	0	9	0	.270	0	0	0-1
31	Adam Hackenberg	.143	21-9	35	6	5	2	0	3	10	16	.457	7	1	19	0	.295	1	0	0-0
CLEMSON		.266	61-61	2132	396	567	116	6	82	369	941	.441	287	62	550	22	.366	24	9	91-118
OPPONENTS		.247	61-61	2092	319	516	82	6	61	275	793	.379	235	58	521	42	.336	22	21	44-65

LOB - Team (480), Opp (446). DPs turned - Team (52), Opp (37). CI - Team (3), Wilkie 3, Opp (0). IBB - Team (7), Byrd 4, Davidson 2, Sharpe 1, Opp (7).

#	Player	ERA	W-L	APP	GS	CG	SHO/CBO	SV	IP	H	R	*ER	BB	SO	AB	O/BA	WP	HBP	BK
30	Davis Sharpe	3.20	7-4	15	14	0	0/0	0	84.1	61	36	30	33	84	297	.205	6	12	2
20	Mat Clark	3.21	9-3	14	11	0	0/0	0	73.0	53	32	26	23	60	263	.202	0	2	0
----- Others -----																			
50	Andrew Coker	3.00	0-0	3	0	0	0/0	0	3.0	4	1	1	1	0	12	.333	0	0	0
22	Sam Weatherly	3.38	2-0	21	0	0	0/0	0	29.1	17	14	11	30	46	97	.175	5	3	0
23	Carson Spiers	3.59	2-5	30	0	0	0/0	11	47.2	39	22	19	16	44	177	.220	4	4	2
37	Ryne Huggins	3.60	0-0	7	0	0	0/0	0	5.0	8	2	2	0	4	23	.348	0	1	0
25	Jackson Lindley	3.68	2-0	10	6	0	0/0	0	29.1	29	15	12	9	16	113	.257	3	2	1
45	Holt Jones	3.93	2-1	22	1	0	0/0	3	36.2	23	17	16	24	43	126	.183	10	6	2
32	Jacob Hennessy	4.05	4-1	21	6	0	0/1	0	53.1	53	29	24	13	39	207	.256	4	3	0
46	Keyshawn Askew	4.40	2-1	16	9	0	0/0	0	45.0	46	28	22	15	36	167	.275	2	11	1
36	Sheldon Reed	5.06	0-0	6	0	0	0/0	0	5.1	6	4	3	4	6	21	.286	1	1	0
40	Owen Griffith	5.40	2-2	24	0	0	0/0	0	30.0	26	20	18	22	41	113	.230	8	4	0
39	Travis Marr	6.39	2-0	18	1	0	0/0	0	31.0	43	22	22	6	27	127	.339	4	5	0
19	Brooks Crawford	6.96	1-5	14	10	0	0/1	1	42.2	58	39	33	14	31	189	.307	2	3	0
48	Luke Sommerfeld	7.04	0-2	14	0	0	0/0	0	23.0	28	19	18	9	22	93	.301	3	0	0
43	Connor O'Rear	9.00	0-0	2	0	0	0/0	0	2.0	2	2	2	1	5	8	.250	0	0	0
12	Justin Wroblewski	10.38	0-2	10	3	0	0/0	0	13.0	16	15	15	14	15	51	.314	3	1	0
41	Bo Gobin	10.80	0-0	4	0	0	0/0	0	1.2	4	2	2	1	2	8	.500	0	0	0
CLEMSON		4.47	35-26	61	61	0	1/1	15	555.1	516	319	276	235	521	2092	.247	55	58	8
OPPONENTS		6.07	26-35	61	61	1	0/0	10	546.0	567	396	368	287	550	2132	.266	60	62	11

PB - Team (26), Wilkie 19, Hackenberg 7, Opp (11). Pickoffs - Team (7), Askew 3, Weatherly 2, Lindley 1, Marr 1, Opp (9). IBB - Team (7), Sommerfeld 3, Spiers 2, Jones 1, Weatherly 1, Opp (7).

* - Clemson had no team unearned runs

Note: **Bold** denotes returning player.

FIELDING

#	Player	GP-GS	C	PO	A	E	Fld %	DP
31	Adam Hackenberg	21-9	113	106	7	0	1.000	0
23	Carson Spiers	30-0	10	3	7	0	1.000	0
32	Jacob Hennessy	21-6	7	1	6	0	1.000	0
39	Travis Marr	18-1	7	2	5	0	1.000	1
19	Brooks Crawford	14-10	4	0	4	0	1.000	0
25	Jackson Lindley	10-6	4	0	4	0	1.000	0
40	Owen Griffith	24-0	3	1	2	0	1.000	0
22	Sam Weatherly	21-0	3	0	3	0	1.000	0
50	Andrew Coker	3-0	1	0	1	0	1.000	0
36	Sheldon Reed	6-0	1	0	1	0	1.000	0
12	Justin Wroblewski	10-3	1	0	1	0	1.000	0
44	Bryar Hawkins	52-46	264	244	18	2	.992	22
10	Kyle Wilkie	58-56	466	420	40	6	.987	5
13	Bryce Teodosio	55-54	150	147	1	2	.987	0
16	Bo Majkowski	50-28	74	72	1	1	.986	0
11	Michael Green	28-27	49	44	4	1	.980	0
9	Jordan Greene	45-38	201	90	106	5	.975	21
30	Davis Sharpe	48-43	70	52	16	2	.971	6
8	Logan Davidson	61-61	290	95	186	9	.969	42
4	Grayson Byrd	61-61	283	229	41	13	.954	20
5	Sam Hall	61-61	166	96	62	8	.952	17
15	James Parker	27-15	40	17	21	2	.950	5
35	Chad Fairey	30-17	18	17	0	1	.944	0
17	Justin Hawkins	33-24	47	10	32	5	.894	1
20	Mat Clark	14-11	9	1	7	1	.889	1
6	Elijah Henderson	19-8	9	8	0	1	.889	0
45	Holt Jones	22-1	8	1	6	1	.875	0
46	Keyshawn Askew	16-9	14	1	11	2	.857	1
48	Luke Sommerfeld	14-0	7	2	4	1	.857	1
1	Kier Meredith	9-8	6	5	0	1	.833	0
26	Matt Cooper	9-2	3	2	0	1	.667	0
41	Bo Gobin	4-0	0	0	0	0	-----	0
37	Ryne Huggins	7-0	0	0	0	0	-----	0
43	Connor O'Rear	2-0	0	0	0	0	-----	0
CLEMSON		61-61	2328	1666	597	65	.972	52
OPPONENTS		61-61	2184	1638	488	58	.973	37

Note: **Bold** denotes returning player.

2019 RESULTS

35-26 OVERALL, 15-15 ACC REGULAR SEASON, 1-1 ACC TOURNAMENT, 1-2 NCAA TOURNAMENT, 21-12 HOME, 10-12 AWAY, 4-2 NEUTRAL, 23-15 DAY, 12-11 NIGHT, 6-8 ONE RUN, 1-4 EXTRA INNINGS, 9-8 TOP 25

Date	Opponent (Rank)	W-L	Score	Site	CU Rank	Clemson Pitcher	Opp. Pitcher	Time	CU R-H-E	Opp. R-H-E	Attendance
2-15	South Alabama	W	6 - 2	H	14	Clark (1-0)	Proctor (0-1)	2:59	6 - 6 - 0	2 - 7 - 0	4435
2-16	South Alabama ⁽¹⁾	W	7 - 2	H	14	• Sharpe (1-0)	• Booker (0-1)	3:01	7 - 5 - 0	2 - 6 - 0	-----
2-16	South Alabama ⁽²⁾	L	3 - 4	H	14	• Wroblewski (0-1)	Dalton (1-0)	2:44	3 - 7 - 0	4 - 5 - 1	5678
2-18	Charlotte	W	7 - 6	H	14	• Askew (1-0)	• McGowan (1-1)	2:50	7 - 9 - 2	6 - 7 - 0	4075
2-23	Virginia Military ⁽¹⁾	W	8 - 6	H	14	Clark (2-0)	Light (0-2)	3:14	8 - 9 - 3	6 - 8 - 0	-----
2-23	Virginia Military ⁽²⁾	W	8 - 2	H	14	• Sharpe (2-0)	• Jewell (0-1)	2:45	8 - 6 - 0	2 - 3 - 1	4353
2-24	Virginia Military	W	11 - 6	H	14	Weatherly (1-0)	Tremblay (0-2)	3:19	11 - 8 - 1	6 - 7 - 1	4098
2-26	East Tennessee State	W	14 - 3	H	14	• Askew (2-0)	• Stuart (1-1)	3:01	14 - 15 - 0	3 - 3 - 1	4069
3- 1	South Carolina	L	4 - 5	^H	14	• Crawford (0-1)	Sweatt (1-0)	3:39	4 - 11 - 1	5 - 9 - 2	5933
3- 2	South Carolina	W	11 - 5	N1	14	Weatherly (2-0)	• Harley (0-1)	3:43	11 - 10 - 1	5 - 9 - 1	7432
3- 3	South Carolina	L	3 - 14	A	14	• Wroblewski (0-2)	• Morgan (2-0)	2:58	3 - 8 - 0	14 - 17 - 3	8242
3- 5	Furman	W	3 - 1	^A1	20	Hennessy (1-0)	• Bertrand (0-1)	2:29	3 - 4 - 1	1 - 6 - 1	2921
3- 9	* North Carolina ⁽¹⁾ (3)	W	3 - 2	H	20	Hennessy (2-0)	Lancellotti (0-1)	3:04	3 - 7 - 0	2 - 6 - 2	-----
3- 9	* North Carolina ⁽²⁾ (3)	W	17 - 3	H	20	• Clark (3-0)	• Baum (3-1)	3:03	17 - 20 - 2	3 - 6 - 1	5668
3-10	* North Carolina (3)	W	5 - 4	H	20	Spiers (1-0)	Love (4-1)	3:05	5 - 11 - 2	4 - 10 - 0	4565
3-13	Coastal Carolina (11)	W	8 - 5	^H	12	Griffith (1-0)	• Kobos (1-2)	3:11	8 - 11 - 1	5 - 9 - 1	4851
3-15	* Notre Dame	L	2 - 9	^H	12	• Sharpe (2-1)	• T. SHEEHAN	2:35	2 - 7 - 2	9 - 10 - 0	4301
3-16	* Notre Dame	W	5 - 1	H	12	• Clark (4-0)	• Brown (0-2)	2:51	5 - 9 - 1	1 - 6 - 1	4835
3-17	* Notre Dame	L ⁽¹⁰⁾	2 - 4	H	12	Spiers (1-1)	Boyle (1-0)	3:22	2 - 7 - 3	4 - 9 - 0	4667
3-19	College of Charleston	W	13 - 1	H	20	• Crawford (1-1)	• Cook (3-2)	2:43	13 - 9 - 1	1 - 6 - 2	4273
3-20	College of Charleston	W	4 - 1	^N2	20	Marr (1-0)	• Williams (0-2)	2:44	4 - 8 - 2	1 - 7 - 0	3815
3-22	* Boston College	W	8 - 1	A	20	• Sharpe (3-1)	• Metzendorf (2-2)	2:50	8 - 9 - 1	1 - 6 - 0	208
3-23	* Boston College	W	9 - 5	A	20	• Clark (5-0)	• Gill (2-3)	3:24	9 - 14 - 4	5 - 11 - 0	352
3-24	* Boston College	L	2 - 3	A	20	• Askew (2-1)	• Pelio (3-1)	3:09	2 - 5 - 0	3 - 10 - 1	535
3-26	Charlotte	W	8 - 5	^A3	15	Jones (1-0)	Bruce (0-3)	3:31	8 - 11 - 3	5 - 8 - 1	5183
3-29	* Virginia Tech	W	6 - 4	^A	15	• Sharpe (4-1)	• Seymour (4-1)	3:14	6 - 9 - 1	4 - 7 - 1	809
3-30	* Virginia Tech	W	14 - 1	A	15	• Clark (6-0)	• Alford (1-3)	3:57	14 - 13 - 2	1 - 5 - 1	1486
3-31	* Virginia Tech	W	12 - 9	A	15	Jones (2-0)	• Dellinger (1-3)	3:52	12 - 13 - 3	9 - 12 - 2	307
4- 2	Georgia (4)	L	3 - 5	^H	13	• Crawford (1-2)	• Elliott (4-1)	2:55	3 - 4 - 2	5 - 5 - 1	5170
4- 5	* Louisville (8)	W	5 - 1	^H	13	• Sharpe (5-1)	• Detmers (5-2)	2:37	5 - 4 - 0	1 - 4 - 0	5474
4- 6	* Louisville (8)	W	6 - 3	H	13	• Clark (7-0)	• Bennett (4-2)	2:42	6 - 11 - 0	3 - 7 - 0	5640
4- 7	* Louisville (8)	L ⁽¹¹⁾	4 - 7	H	13	Spiers (1-2)	Kirian (2-0)	3:59	4 - 10 - 0	7 - 14 - 2	4633
4-10	Furman	W	2 - 0	^H	13	• Hennessy (3-0)	Verbeke (0-4)	2:17	2 - 6 - 0	0 - 2 - 2	4724
4-12	* Florida State	L	2 - 6	^A	13	• Sharpe (5-2)	• Parrish (4-3)	2:48	2 - 6 - 1	6 - 4 - 0	4246
4-13	* Florida State	L	2 - 16	A	13	• Clark (7-1)	• Van Eyk (4-3)	2:48	2 - 5 - 0	16 - 14 - 2	4666
4-14	* Florida State	L	4 - 6	A	13	Crawford (1-3)	Grady (6-3)	3:31	4 - 7 - 1	6 - 10 - 3	3923
4-16	Georgia (4)	L ⁽²⁰⁾	2 - 3	^A	16	Sommerfeld (0-1)	Pasqua (1-0)	6:33	2 - 10 - 2	3 - 9 - 2	3419
4-19	* Duke	L	8 - 9	^H	16	Griffith (1-1)	Dockman (4-1)	3:22	8 - 7 - 2	9 - 11 - 1	4552
4-20	* Duke	L	3 - 5	H	16	• Crawford (1-4)	Carey (2-0)	2:55	3 - 10 - 1	5 - 9 - 1	4906
4-21	* Duke	L	8 - 9	H	16	Spiers (1-3)	Davis (1-2)	3:46	8 - 9 - 2	9 - 12 - 1	4333
4-23	Winthrop	L	6 - 8	^H		Griffith (1-2)	Whitaker (2-1)	3:27	6 - 8 - 0	8 - 11 - 1	4638
4-24	Tennessee Tech	W	7 - 4	^H		• Lindley (1-0)	• Noel (0-1)	3:12	7 - 8 - 1	4 - 8 - 1	4572
4-26	* Georgia Tech (11)	L	7 - 8	^A		• Sharpe (5-3)	Hughes (7-2)	3:50	7 - 13 - 2	8 - 7 - 1	1385
4-27	* Georgia Tech (11)	L	8 - 13	A		Spiers (1-4)	Chapman (2-0)	3:22	8 - 14 - 0	13 - 14 - 2	2237
4-28	* Georgia Tech (11)	W	11 - 7	A		Marr (2-0)	Carpenter (0-1)	3:14	11 - 15 - 1	7 - 10 - 1	1863
5- 4	Gardner-Webb	W	10 - 2	H		• Sharpe (6-3)	• Campbell (2-4)	3:02	10 - 13 - 0	2 - 8 - 0	4609
5- 5	Gardner-Webb	L	7 - 9	A4		• Hennessy (3-1)	• Mitchell (6-4)	2:56	7 - 12 - 1	9 - 12 - 1	1422
5- 7	Presbyterian College	L	7 - 8	^H		Sommerfeld (0-2)	Dearman (3-3)	3:13	7 - 12 - 0	8 - 11 - 1	4461
5- 8	The Citadel	W	17 - 3	^H		• Lindley (2-0)	• Bialakis (0-6)	2:40	17 - 16 - 2	3 - 6 - 2	4890
5-10	* NC State (16)	L	1 - 6	^A		• Clark (7-2)	Swiney (6-0)	2:46	1 - 5 - 1	6 - 9 - 1	3048
5-11	* NC State (16)	W ⁽¹⁰⁾	4 - 3	A		Spiers (2-4)	Klyman (5-2)	3:32	4 - 8 - 0	3 - 7 - 1	2929
5-12	* NC State (16)	L	3 - 8	A		• Jones (2-1)	Cotter (5-3)	2:55	3 - 10 - 2	8 - 12 - 0	2704
5-14	Coastal Carolina	W	14 - 3	^A		Griffith (2-2)	• McDaniels (0-3)	3:16	14 - 11 - 0	3 - 8 - 1	3519
5-16	* Wake Forest	W	4 - 3	^H		• Clark (8-2)	• Peluse (3-8)	2:57	4 - 5 - 3	3 - 7 - 2	4425
5-17	* Wake Forest	W	10 - 9	^H		• Hennessy (4-1)	• Shuster (4-4)	3:11	10 - 16 - 0	9 - 10 - 2	4554
5-18	* Wake Forest	L	5 - 14	H		• Sharpe (6-4)	• Cusick (7-3)	3:27	5 - 6 - 2	14 - 18 - 0	4660
5-21	+ Boston College	L ⁽¹¹⁾	5 - 7	N5		Spiers (2-5)	Walsh (5-6)	4:06	5 - 7 - 1	7 - 11 - 2	2490
5-23	+ Louisville (7)	W	7 - 1	N5		• Clark (9-2)	• Detmers (11-3)	2:39	7 - 12 - 1	1 - 1 - 0	2577
5-31	\$ Illinois	W	8 - 4	N6		Sharpe (7-4)	• Weber (4-3)	3:22	8 - 12 - 0	4 - 9 - 0	8935
6- 1	\$ Mississippi (12)	L	1 - 6	^A6		• Clark (9-3)	• Nikhazy (8-3)	3:30	1 - 4 - 0	6 - 11 - 0	10,037
6- 2	\$ Jacksonville State	L	2 - 9	N6		• Crawford (1-5)	Woods (7-0)	3:36	2 - 10 - 0	9 - 10 - 0	8600

* - ACC regular-season game; + - ACC Tournament; \$ - NCAA Regional; ^ - night game; • - decision came in a starting role; N1, A1 - Greenville, S.C. (Fluor Field); N2 - Columbia, S.C.; A3 - BB&T Ballpark; A4 - Shelby, N.C.; N5 - Durham, N.C.; N6, A6 - Oxford, Miss.; Note: Pitchers in ALL CAPS denotes a complete game; **bold** denotes a Clemson home game; best ranking among Baseball America, Collegiate Baseball, D1Baseball, NCBWA, Perfect Game and USA Today polls listed; official home attendance (30 dates): 142,042 (4,735 per date).

2019 ACC REGULAR-SEASON STATS

#	Player	Avg	GP-GS	AB	R	H	2B	3B	HR	RBI	TB	Slg%	BB	HP	SO	GDP	OB%	SF	SH	SB-SBA
44	Bryar Hawkins	.324	30-28	111	25	36	4	0	6	13	58	.523	12	2	39	2	.400	0	0	2-2
4	Grayson Byrd	.316	30-30	117	23	37	8	1	9	29	74	.632	14	4	23	3	.404	1	0	2-2
8	Logan Davidson	.306	30-30	121	23	37	7	2	6	27	66	.545	16	3	27	1	.394	2	0	6-7
10	Kyle Wilkie	.268	30-30	112	19	30	5	0	2	13	41	.366	12	3	19	4	.352	1	2	3-5
5	Sam Hall	.256	30-30	129	27	33	7	0	4	17	52	.403	14	2	37	1	.336	1	1	12-15
13	Bryce Teodosio	.216	27-26	88	13	19	4	0	4	14	35	.398	5	3	35	0	.278	1	1	3-5
----- Others -----																				
11	Michael Green	.370	7-7	27	6	10	3	0	1	5	16	.593	1	2	4	0	.433	0	0	3-3
16	Bo Majkowski	.294	27-19	68	14	20	6	1	0	9	28	.412	9	8	20	0	.435	0	0	2-3
1	Kier Meredith	.273	4-4	11	3	3	1	0	0	1	4	.364	2	2	1	0	.467	0	0	1-1
15	James Parker	.263	15-11	38	3	10	3	0	0	4	13	.342	1	0	13	0	.282	0	1	0-2
9	Jordan Greene	.250	18-13	60	7	15	4	0	0	6	19	.317	4	0	12	0	.297	0	0	1-2
17	Justin Hawkins	.224	17-12	49	3	11	2	0	2	10	19	.388	2	0	18	0	.255	0	1	1-1
35	Chad Fahey	.214	15-7	28	3	6	0	0	2	5	12	.429	8	0	12	0	.389	0	0	0-0
30	Davis Sharpe	.200	17-15	60	7	12	1	0	0	7	13	.217	4	2	13	1	.273	0	0	2-2
26	Matt Cooper	.200	4-0	5	0	1	0	0	0	0	1	.200	1	0	2	0	.333	0	0	0-0
6	Elijah Henderson	.185	14-7	27	2	5	0	0	1	5	8	.296	4	0	7	0	.290	0	0	0-1
31	Adam Hackenberg	.000	7-1	8	2	0	0	0	0	0	0	.000	3	0	3	0	.273	0	0	0-0
CLEMSON		.269	30-30	1059	180	285	55	4	37	165	459	.433	112	31	285	12	.354	6	6	38-51
OPPONENTS		.270	30-30	1025	179	277	41	4	30	155	416	.406	130	33	230	23	.366	15	10	32-45

LOB - Team (233), Opp (238). DPs turned - Team (30), Opp (17). CI - Team (2), Wilkie 2, Opp (0). IBB - Team (4), Byrd 4, Opp (3).

#	Player	ERA	W-L	APP	GS	CG	SHO/CBO	SV	IP	H	R	*ER	BB	SO	AB	O/BA	WP	HBP	BK
20	Mat Clark	3.25	6-2	9	9	0	0/0	0	52.2	41	24	19	15	43	191	.215	0	1	0
30	Davis Sharpe	3.77	3-4	10	10	0	0/0	0	57.1	45	29	24	25	51	206	.218	5	11	1
----- Others -----																			
41	Bo Gobin	0.00	0-0	2	0	0	0/0	0	1.0	2	0	0	0	1	4	.500	0	0	0
32	Jacob Hennessy	4.07	2-0	9	2	0	0/0	0	24.1	29	12	11	6	14	96	.302	2	0	0
22	Sam Weatherly	4.30	0-0	11	0	0	0/0	0	14.2	13	7	7	11	18	51	.255	2	2	0
37	Ryne Huggins	4.50	0-0	2	0	0	0/0	0	2.0	2	1	1	0	1	8	.250	0	0	0
46	Keyshawn Askew	5.01	0-1	7	6	0	0/0	0	23.1	28	18	13	12	15	90	.311	1	7	1
23	Carson Spiers	5.70	2-4	16	0	0	0/0	4	23.2	26	16	15	9	18	94	.277	2	3	2
39	Travis Marr	7.07	1-0	8	0	0	0/0	0	14.0	17	11	11	6	10	55	.309	3	3	0
45	Holt Jones	7.20	1-1	12	1	0	0/0	2	20.0	20	16	16	15	22	75	.267	8	5	2
12	Justin Wroblewski	8.10	0-0	6	0	0	0/0	0	3.1	2	3	3	10	4	11	.182	2	0	0
50	Andrew Coker	9.00	0-0	1	0	0	0/0	0	1.0	3	1	1	0	0	6	.500	0	0	0
36	Sheldon Reed	9.00	0-0	2	0	0	0/0	0	1.0	2	1	1	1	3	5	.400	0	0	0
19	Brooks Crawford	10.00	0-2	5	2	0	0/0	0	9.0	18	13	10	6	7	48	.375	1	0	0
40	Owen Griffith	10.97	0-1	11	0	0	0/0	0	10.2	16	14	13	10	15	48	.333	5	1	0
48	Luke Sommerfeld	12.79	0-0	6	0	0	0/0	0	6.1	10	10	9	2	6	30	.333	1	0	0
25	Jackson Lindley	13.50	0-0	1	0	0	0/0	0	0.2	2	1	1	1	0	3	.667	0	0	0
43	Connor O'Rear	18.00	0-0	1	0	0	0/0	0	1.0	1	2	2	1	2	4	.250	0	0	0
CLEMSON		5.31	15-15	30	30	0	0/0	6	266.0	277	179	157	130	230	1025	.270	32	33	6
OPPONENTS		5.70	15-15	30	30	1	0/0	5	267.0	285	180	169	112	285	1059	.269	29	31	5

PB - Team (11), Wilkie 8, Hackenberg 3, Opp (6). Pickoffs - Team (4), Askew 3, Weatherly 1, Opp (9). IBB - Team (3), Spiers 2, Weatherly 1, Opp (4). * - Clemson had no team unearned runs

Note: Bold denotes returning player.

CAREER STATS OF 2020 PLAYERS

#	Player	Avg	GP-GS	AB	R	H	2B	3B	HR	RBI	TB	Slg%	BB	HP	SO	GDP	OB%	SF	SH	SB-SBA
10	Bryar Hawkins	.287	52-46	188	31	54	8	1	7	23	85	.452	18	5	58	4	.365	0	0	2-2
30	Davis Sharpe	.264	38-34	129	22	34	4	0	3	18	47	.364	19	5	35	1	.377	1	0	3-3
51	Drew Donathan	.263	11-5	19	0	5	0	0	0	2	5	.263	4	1	8	1	.400	1	0	0-0
5	Sam Hall	.253	86-82	320	77	81	16	0	9	39	124	.388	44	11	74	2	.360	3	2	38-47
16	Bo Majkowski	.245	52-28	110	17	27	8	1	0	14	37	.336	16	12	30	1	.396	1	0	8-9
1	Kier Meredith	.238	22-20	63	11	15	3	1	1	6	23	.365	13	9	20	1	.435	0	1	6-8
15	James Parker	.232	27-15	56	6	13	3	0	1	8	19	.339	3	0	18	0	.271	0	1	1-4
26	Matt Cooper	.227	16-4	22	0	5	1	0	0	3	6	.273	2	1	8	1	.320	0	0	0-1
13	Bryce Teodosio	.200	92-78	265	44	53	12	0	13	42	104	.392	26	9	111	0	.291	2	5	9-15
35	Chad Fahey	.175	30-17	63	10	11	0	0	3	10	20	.317	18	1	23	0	.366	0	0	0-0
6	Elijah Henderson	.156	19-8	32	3	5	0	0	1	5	8	.250	5	0	9	0	.270	0	0	0-1
17	Adam Hackenberg	.143	21-9	35	6	5	2	0	3	10	16	.457	7	1	19	0	.295	1	0	0-0
22	Sam Weatherly	.100	7-2	10	1	1	0	0	0	1	1	.100	1	0	4	0	.182	0	0	1-1
23	Carson Spiers	-----	1-0	0	0	0	0	0	0	0	0	-----	0	0	0	0	-----	0	0	0-0

#	Player	ERA	W-L	APP	GS	CG	SHO/CBO	SV	IP	H	R	ER	BB	SO	AB	O/BA	WP	HBP	BK
20	Mat Clark	2.86	13-3	33	12	0	0/1	0	94.1	71	37	30	27	83	346	.205	5	2	0
23	Carson Spiers	2.87	4-7	62	0	0	0/1	15	94.0	65	33	30	35	86	338	.192	7	5	2
30	Davis Sharpe	3.20	7-4	15	14	0	0/0	0	84.1	61	36	30	33	84	297	.205	6	12	2
25	Jackson Lindley	3.68	2-0	10	6	0	0/0	0	29.1	29	15	12	9	16	113	.257	3	2	1
45	Holt Jones	4.08	4-1	30	4	0	0/1	3	53.0	39	27	24	34	61	189	.206	11	9	2
46	Keyshawn Askew	4.40	2-1	16	9	0	0/0	0	45.0	46	28	22	15	36	167	.275	2	11	1
22	Sam Weatherly	4.71	2-0	29	5	0	0/0	0	49.2	41	31	26	47	63	173	.237	10	6	1
29	Spencer Strider	4.76	5-2	22	6	0	0/0	1	51.0	40	30	27	35	70	186	.215	9	8	2
36	Sheldon Reed	5.06	0-0	6	0	0	0/0	0	5.1	6	4	3	4	6	21	.286	1	1	0
19	Ryne Huggins	6.23	0-0	17	0	0	0/0	0	8.2	13	6	6	2	7	40	.325	1	1	0
43	Connor O'Rear	9.00	0-0	2	0	0	0/0	0	2.0	2	2	2	1	5	8	.250	0	0	0

Note: Only includes stats of players while at Clemson.

2019 POSTSEASON STATS

ACC TOURNAMENT

#	Player	Avg	GP-GS	AB	R	H	2B	3B	HR	RBI	TB	Slg%	BB	HP	SO	GDP	OB%	SF	SH	SB-SBA
9	Jordan Greene	.667	2-1	6	2	4	0	0	0	1	4	.667	1	0	0	0	.714	0	0	0-0
8	Logan Davidson	.375	2-2	8	1	3	1	0	0	0	4	.500	3	0	2	1	.545	0	0	0-0
11	Michael Green	.333	2-2	9	2	3	1	0	0	2	4	.444	2	0	1	0	.455	0	0	0-0
5	Sam Hall	.333	2-2	9	2	3	0	0	0	1	3	.333	0	0	2	1	.333	0	0	0-0
10	Kyle Wilkie	.250	2-2	8	2	2	1	0	1	4	6	.750	1	0	1	0	.300	1	0	0-0
17	Justin Hawkins	.167	2-2	6	1	1	0	0	1	3	4	.667	0	0	2	0	.167	0	0	0-0
44	Bryar Hawkins	.143	2-2	7	0	1	0	0	0	0	1	.143	0	0	2	0	.143	0	0	0-0
4	Grayson Byrd	.091	2-2	11	0	1	1	0	0	0	2	.182	0	0	5	0	.091	0	0	0-0
13	Bryce Teodosio	.000	2-2	5	1	0	0	0	0	0	0	.000	1	0	1	0	.167	0	0	0-0
----- Others -----																				
35	Chad Fairey	.250	1-1	4	1	1	0	0	0	0	1	.250	1	0	1	0	.400	0	0	0-0
30	Davis Sharpe	.000	1-0	2	0	0	0	0	0	0	0	.000	0	0	1	0	.000	0	0	0-0
16	Bo Majkowski	----	1-0	0	0	0	0	0	0	0	0	.000	0	3	0	0	1.000	0	0	0-0
	CLEMSON	.253	2-2	75	12	19	4	0	2	11	29	.387	9	3	18	2	.352	1	0	0-0
	OPPONENTS	.167	2-2	72	8	12	0	0	0	5	7	.375	6	0	15	1	.231	0	1	0-0

LOB - Team (16), Opp (11). **DPs turned** - Team (1), Opp (3). **IBB** - Team (0), Opp (0).

#	Player	ERA	W-L	APP	GS	CG	SHO/CBO	SV	IP	H	R	*ER	BB	SO	AB	O/BA	WP	HBP	BK
32	Jacob Hennessy	0.00	0-0	2	0	0	0/0	0	2.0	0	0	0	0	3	6	.000	0	0	0
20	Mat Clark	1.13	1-0	1	1	0	0/0	0	8.0	1	1	1	2	3	26	.038	0	0	0
22	Sam Weatherly	3.38	0-0	1	0	0	0/0	0	2.2	1	1	1	2	4	9	.111	0	0	0
23	Carson Spiers	3.86	0-1	1	0	0	0/0	0	2.1	3	2	1	1	1	10	.300	0	0	0
39	Travis Marr	8.10	0-0	1	1	0	0/0	0	3.1	6	3	3	0	2	15	.400	0	0	0
----- Others -----																			
46	Keyshawn Askew	0.00	0-0	1	0	0	0/0	0	0.1	0	0	0	0	1	1	.000	0	0	0
48	Luke Sommerfeld	0.00	0-0	1	0	0	0/0	0	0.1	0	0	0	0	0	1	.000	0	0	0
40	Owen Griffith	9.00	0-0	1	0	0	0/0	0	1.0	1	1	1	0	1	4	.250	0	0	0
45	Holt Jones	-----	0-0	1	0	0	0/0	0	0.0	0	0	0	1	0	0	-----	0	0	0
	CLEMSON	3.15	1-1	2	2	0	0/0	0	20.0	12	8	7	6	15	72	.167	0	0	0
	OPPONENTS	4.95	1-1	2	2	0	0/0	0	20.0	19	12	11	9	18	75	.253	1	3	0

PB - Team (1), Wilkie 1, Opp (1). **Pickoffs** - Team (0), Opp (0). **IBB** - Team (0), Opp (0). * - Clemson had no team unearned runs

Note: **Bold** denotes returning player.

NCAA TOURNAMENT

#	Player	Avg	GP-GS	AB	R	H	2B	3B	HR	RBI	TB	Slg%	BB	HP	SO	GDP	OB%	SF	SH	SB-SBA
10	Kyle Wilkie	.538	3-3	13	1	7	1	0	1	4	11	.846	1	0	1	0	.571	0	0	0-0
44	Bryar Hawkins	.375	3-2	8	1	3	1	0	0	0	4	.500	1	1	0	1	.500	0	0	0-0
11	Michael Green	.357	3-3	14	3	5	0	0	1	1	8	.571	0	1	1	2	.400	0	0	0-0
4	Grayson Byrd	.333	3-3	12	3	4	1	0	1	3	8	.667	2	0	3	0	.429	0	0	0-0
13	Bryce Teodosio	.222	3-3	9	0	2	0	0	0	1	2	.222	2	0	4	0	.364	0	0	0-0
8	Logan Davidson	.182	3-3	11	3	2	1	0	0	0	3	.273	2	1	6	0	.357	0	0	0-0
5	Sam Hall	.125	3-3	8	0	1	0	0	0	0	1	.125	4	1	0	0	.462	0	0	0-2
17	Justin Hawkins	.100	3-3	10	0	1	0	0	0	0	1	.100	2	0	5	0	.250	0	0	0-0
9	Jordan Greene	.077	3-3	13	0	1	0	0	0	1	1	.077	1	0	0	0	.143	0	0	0-0
----- Others -----																				
35	Chad Fairey	.000	1-1	2	0	0	0	0	0	0	0	.000	2	0	1	0	.500	0	0	0-0
6	Elijah Henderson	.000	1-0	1	0	0	0	0	0	0	0	.000	0	0	1	0	.000	0	0	0-0
16	Bo Majkowski	----	2-0	0	0	0	0	0	0	0	0	----	0	0	0	0	----	0	0	0-0
	CLEMSON	.257	3-3	101	11	26	4	0	3	10	39	.386	17	4	22	3	.385	0	0	0-2
	OPPONENTS	.286	3-3	105	19	30	2	0	4	16	44	.419	17	5	19	2	.406	1	2	2-2

LOB - Team (30), Opp (30). **DPs turned** - Team (3), Opp (6). **IBB** - Team (0), Opp (0).

#	Player	ERA	W-L	APP	GS	CG	SHO/CBO	SV	IP	H	R	*ER	BB	SO	AB	O/BA	WP	HBP	BK
30	Davis Sharpe	0.00	1-0	1	0	0	0/0	0	6.2	3	1	0	1	4	21	.143	0	1	0
32	Jacob Hennessy	7.20	0-0	2	1	0	0/0	0	5.0	7	4	4	1	4	22	.318	1	2	0
20	Mat Clark	10.80	0-1	1	1	0	0/0	0	3.1	5	4	4	3	1	14	.357	0	0	0
19	Brooks Crawford	13.50	0-1	1	1	0	0/0	0	4.0	7	6	6	2	2	19	.368	0	0	0
----- Others -----																			
46	Keyshawn Askew	0.00	0-0	1	0	0	0/0	0	1.1	1	0	0	0	1	5	.200	0	1	0
40	Owen Griffith	0.00	0-0	1	0	0	0/0	0	0.1	0	0	0	1	0	1	.000	0	1	0
45	Holt Jones	0.00	0-0	1	0	0	0/0	0	0.1	0	0	0	0	0	1	.000	0	0	0
39	Travis Marr	3.38	0-0	1	0	0	0/0	0	2.2	5	1	1	0	2	10	.500	0	0	0
22	Sam Weatherly	5.40	0-0	1	0	0	0/0	0	1.2	0	1	1	5	4	5	.000	2	0	0
23	Carson Spiers	10.80	0-0	1	0	0	0/0	0	1.2	2	2	2	4	1	7	.286	1	0	0
	CLEMSON	6.00	1-2	3	3	0	0/0	0	27.0	30	19	18	17	19	105	.286	4	5	0
	OPPONENTS	3.67	2-1	3	3	0	0/0	0	27.0	26	11	11	17	22	101	.257	2	4	0

PB - Team (2), Wilkie 2, Opp (0). **Pickoffs** - Team (0), Opp (0). **IBB** - Team (0), Opp (0). * - Clemson had no team unearned runs

Note: **Bold** denotes returning player.

2019 SUPERLATIVES

TEAM

At-Bats	69	vs. Georgia ^a , 4-16
Runs	17	vs. North Carolina, 3-9⁽²⁾
	17	vs. The Citadel, 5-8
Scoring Margin	+14	vs. North Carolina, 3-9⁽²⁾
	+14	vs. The Citadel, 5-8
Runs in Inning	11	vs. The Citadel, 5-8 (4th)
Hits	20	vs. North Carolina, 3-9⁽²⁾
Batting Average	.455	vs. North Carolina, 3-9⁽²⁾
RBIs	17	vs. North Carolina, 3-9⁽²⁾
Doubles	6	vs. many (3)
Triples	2	vs. Boston College, 3-23
Home Runs	4	vs. many (3)
Extra Base Hits	9	vs. The Citadel, 5-8
Total Bases	31	vs. The Citadel, 5-8
Slugging Percentage	.795	vs. The Citadel, 5-8
Walks By Clemson Batters	12	vs. South Alabama, 2-16⁽¹⁾
Runners Left on Base	18	vs. Georgia ^a , 4-16
Sacrifice Bunts	1	vs. many (8), many times (9)
Sacrifice Flies	2	vs. many (4)
Hit-By-Pitch	7	vs. Virginia Military, 2-24
Stolen Bases	6	vs. South Alabama, 2-16⁽¹⁾
Stolen Base Attempts	7	vs. South Alabama, 2-16⁽¹⁾
Putouts	58	vs. Georgia ^a , 4-16
Assists	19	vs. Boston College, 3-24
	19	vs. Georgia ^a , 4-16
Double Plays Turned	4	vs. North Carolina, 3-9⁽²⁾
	4	vs. Georgia Tech, 4-28
Errors	4	vs. Boston College, 3-24
Longest Game	6:33	vs. Georgia ^a , 4-16
Shortest Game	2:17	vs. Furman, 4-10
Innings Pitched	19.1	vs. Georgia ^a , 4-16
Strikeouts By Clemson Pitchers	24	vs. Georgia ^a , 4-16

INDIVIDUAL

At-Bats	9	by Grayson Byrd vs. Georgia ^a , 4-16
	9	by Bryar Hawkins vs. Georgia ^a , 4-16
Runs	4	by Sam Hall vs. Georgia Tech, 4-28
	4	by Grayson Byrd vs. The Citadel, 5-8
Hits	4	by many (5), many times (7)
RBIs	6	by Grayson Byrd vs. Coastal Carolina, 5-14
Doubles	2	by many (7), many times (9)
Triples	1	by many (4), many times (6)
Home Runs	2	by many (4), many times (5)
Extra Base Hits	3	by Logan Davidson vs. Gardner-Webb, 5-4
	3	by Grayson Byrd vs. The Citadel, 5-8
Total Bases	11	by Grayson Byrd vs. The Citadel, 5-8
Walks By Clemson Batters	3	by many (7)
Sacrifice Bunts	1	by many (7), many times (9)
Sacrifice Flies	1	by many (9), many times (24)
Hit-By-Pitch	3	by Bo Majkowski vs. Boston College [^] , 5-21
Stolen Bases	3	by Sam Hall vs. Virginia Tech, 3-30
Stolen Base Attempts	3	by Sam Hall vs. Virginia Tech, 3-30
Putouts	23	by Kyle Wilkie vs. Georgia ^a , 4-16
Assists	8	by Logan Davidson vs. Notre Dame*, 3-17
	8	by Logan Davidson vs. Winthrop, 4-23
Errors	2	by many (4), many times (5)
Innings Pitched	8.0	by Mat Clark vs. Louisville, 5-23
Strikeouts By Clemson Pitchers	11	by Davis Sharpe vs. Virginia Military, 2-23⁽²⁾

* - 10-inning game; ^ - 11-inning game; ° - 20-inning game; Note: **Bold** denotes a Clemson home game.

2019 HOME RUNS

#	Player ^(#)	Opponent (Date)	Inn.	Outs	H	A/L/R
1.	Davidson ⁽¹⁾	South Alabama (2-15)	5	1	3	L
2.	Green ⁽¹⁾	South Alabama (2-15)	7	1	1	R
3.	Teodosio ⁽¹⁾	South Alabama (2-16) ⁽¹⁾	5	2	4	R
4.	Hall ⁽¹⁾	South Alabama (2-16) ⁽¹⁾	6	0	1	R
5.	Sharpe ⁽¹⁾	South Alabama (2-16) ⁽²⁾	4	2	1	R
6.	Sharpe ⁽²⁾	South Alabama (2-16) ⁽²⁾	6	0	2	R
7.	Davidson ⁽²⁾	Charlotte (2-18)	1	2	1	R
8.	Greene ⁽¹⁾	Charlotte (2-18)	2	1	1	R
9.	Hackenberg ⁽¹⁾	Charlotte (2-18)	4	1	2	R
10.	Teodosio ⁽²⁾	Charlotte (2-18)	8	0	1	R
11.	Greene ⁽²⁾	Virginia Military (2-23) ⁽¹⁾	7	0	2	L
12.	Hackenberg ⁽²⁾	Virginia Military (2-23) ⁽²⁾	4	2	3	R
13.	Byrd ⁽¹⁾	Virginia Military (2-23) ⁽²⁾	6	1	1	L
14.	B. Hawkins ⁽¹⁾	Virginia Military (2-23) ⁽²⁾	7	1	3	L
15.	Hall ⁽²⁾	Virginia Military (2-24)	8	0	4	R
16.	Parker ⁽¹⁾	East Tennessee State (2-26)	6	1	2	R
17.	Teodosio ⁽³⁾	East Tennessee State (2-26)	6	1	2	R
18.	Byrd ⁽²⁾	South Carolina (3-1)	1	1	2	R
19.	Hall ⁽³⁾	° South Carolina (3-2)	4	2	2	R
20.	Teodosio ⁽⁴⁾	° South Carolina (3-2)	5	2	1	R
21.	Davidson ⁽³⁾	° South Carolina (3-2)	8	1	2	L
22.	Davidson ⁽⁴⁾	South Carolina (3-3)	6	1	1	R
23.	B. Hawkins ⁽²⁾	* North Carolina (3-9) ⁽²⁾	5	0	2	R
24.	Teodosio ⁽⁵⁾	* North Carolina (3-10)	5	1	1	R
25.	Davidson ⁽⁵⁾	* North Carolina (3-10)	9	2	2	R
26.	Davidson ⁽⁶⁾	Coastal Carolina (3-13)	1	0	2	L
27.	Hackenberg ⁽³⁾	Coastal Carolina (3-13)	1	2	3	R
28.	Davidson ⁽⁷⁾	College of Charleston (3-19)	1	0	2	R
29.	Greene ⁽³⁾	College of Charleston (3-19)	3	2	3	R
30.	Teodosio ⁽⁶⁾	* Boston College (3-23)	2	1	ITP2	R
31.	Byrd ⁽³⁾	* Virginia Tech (3-29)	3	2	1	L
32.	Teodosio ⁽⁷⁾	* Virginia Tech (3-30)	6	1	3	R
33.	Teodosio ⁽⁸⁾	* Virginia Tech (3-31)	1	2	3	R
34.	Sharpe ⁽³⁾	Georgia (4-2)	5	2	1	R
35.	Davidson ⁽⁸⁾	* Louisville (4-5)	3	2	3	L
36.	Wilkie ⁽¹⁾	* Louisville (4-5)	3	2	1	L
37.	Henderson ⁽¹⁾	* Louisville (4-5)	5	0	1	L
38.	Byrd ⁽⁴⁾	* Louisville (4-6)	4	0	1	L
39.	B. Hawkins ⁽³⁾	* Louisville (4-6)	8	1	1	R
40.	Davidson ⁽⁹⁾	* Louisville (4-7)	3	1	2	R
41.	Davidson ⁽¹⁰⁾	* Florida State (4-12)	9	0	1	L
42.	Hall ⁽⁴⁾	* Florida State (4-13)	1	0	1	R
43.	B. Hawkins ⁽⁴⁾	* Florida State (4-13)	7	0	1	R
44.	Hall ⁽⁵⁾	* Duke (4-19)	1	0	1	R
45.	Hall ⁽⁶⁾	* Duke (4-19)	4	2	2	R
46.	Hall ⁽⁷⁾	* Duke (4-20)	9	2	2	R
47.	Byrd ⁽⁵⁾	* Duke (4-21)	5	2	1	R
48.	J. Hawkins ⁽¹⁾	* Duke (4-21)	5	2	4	L
49.	Davidson ⁽¹¹⁾	Tennessee Tech (4-24)	6	1	2	R
50.	B. Hawkins ⁽⁵⁾	* Georgia Tech (4-26)	2	1	1	R
51.	Wilkie ⁽²⁾	* Georgia Tech (4-26)	6	0	1	R
52.	B. Hawkins ⁽⁶⁾	* Georgia Tech (4-26)	8	0	1	R
53.	Davidson ⁽¹²⁾	* Georgia Tech (4-26)	9	1	2	R
54.	Byrd ⁽⁶⁾	* Georgia Tech (4-27)	3	0	2	L
55.	Byrd ⁽⁷⁾	* Georgia Tech (4-27)	5	0	1	L
56.	J. Hawkins ⁽²⁾	* Georgia Tech (4-28)	8	0	2	R
57.	Byrd ⁽⁸⁾	* Georgia Tech (4-28)	8	2	3	R
58.	Wilkie ⁽³⁾	Gardner-Webb (5-4)	1	2	2	L
59.	Davidson ⁽¹³⁾	Gardner-Webb (5-4)	5	1	3	L
60.	Teodosio ⁽⁹⁾	Presbyterian College (5-7)	2	2	2	L
61.	Byrd ⁽⁹⁾	Presbyterian College (5-7)	3	1	1	L
62.	Greene ⁽⁴⁾	Presbyterian College (5-7)	4	0	1	L
63.	J. Hawkins ⁽³⁾	Presbyterian College (5-7)	4	0	1	L
64.	Byrd ⁽¹⁰⁾	The Citadel (5-8)	2	0	1	R
65.	Fairey ⁽¹⁾	The Citadel (5-8)	4	2	2	R
66.	Byrd ⁽¹¹⁾	The Citadel (5-8)	7	2	2	R
67.	Fairey ⁽²⁾	* NC State (5-10)	9	1	1	L
68.	Green ⁽²⁾	* NC State (5-12)	7	2	2	R
69.	Davidson ⁽¹⁴⁾	Coastal Carolina (5-14)	1	1	1	R
70.	Wilkie ⁽⁴⁾	Coastal Carolina (5-14)	4	0	1	R
71.	Byrd ⁽¹²⁾	Coastal Carolina (5-14)	7	2	4	R
72.	Byrd ⁽¹³⁾	* Wake Forest (5-16)	1	2	1	R
73.	B. Hawkins ⁽⁷⁾	* Wake Forest (5-16)	2	1	1	R
74.	Byrd ⁽¹⁴⁾	* Wake Forest (5-17)	4	1	2	L
75.	Davidson ⁽¹⁵⁾	* Wake Forest (5-18)	1	0	2	R
76.	Fairey ⁽³⁾	* Wake Forest (5-18)	6	2	2	R
77.	Byrd ⁽¹⁵⁾	* Wake Forest (5-18)	8	1	1	R
78.	J. Hawkins ⁽⁴⁾	+ Louisville (5-23)	4	1	3	L
79.	Wilkie ⁽⁵⁾	+ Louisville (5-23)	7	2	1	R
80.	Green ⁽³⁾	\$ Illinois (5-31)	3	0	1	R
81.	Byrd ⁽¹⁶⁾	\$ Illinois (5-31)	3	0	2	R
82.	Wilkie ⁽⁶⁾	\$ Jacksonville State (6-2)	2	0	1	L

* - ACC regular-season game; + - ACC Tournament at Durham, N.C.; \$ - NCAA Regional at Oxford, Miss.; ° - Greenville, S.C. (Fluor Field); ^ - pitcher throws; H - 1...solo, 2...2-run, 3...3-run, 4...grand slam; ITP - inside-the-park homer; Note: **Bold** denotes a Clemson home game.

2019 INDIVIDUAL GAME-BY-GAME BATTING STATS

Date	Opponent	BYRD	DAVIDSON	FAIREY	GREEN	GREENE	HACKENBERG	HALL	B. HAWKINS	J. HAWKINS	MAJKOWSKI	PARKER	SHARPE	TEODOSIO	WILKIE
		AB-R-H-RBI	AB-R-H-RBI	AB-R-H-RBI	AB-R-H-RBI	AB-R-H-RBI	AB-R-H-RBI	AB-R-H-RBI	AB-R-H-RBI	AB-R-H-RBI	AB-R-H-RBI	AB-R-H-RBI	AB-R-H-RBI	AB-R-H-RBI	AB-R-H-RBI
2-15	South Alabama	*3-0-0-0	*3-1-1-3	*2-0-0-0	*3-2-2-1	*3-0-0-0	-----	*4-1-1-2	-----	-----	*4-1-1-0	-----	-----	*4-1-1-0	*2-0-0-0
2-16	South Alabama ⁽¹⁾	*3-1-0-0	*1-1-0-1	*3-0-0-0	*5-0-1-0	*2-1-1-0	0-0-0-0	*3-3-2-1	-----	-----	1-0-0-0	-----	-----	*3-1-1-4	*2-0-0-1
2-16	South Alabama ⁽²⁾	*3-1-1-0	*4-0-0-0	2-0-0-0	*4-0-1-0	*4-0-1-0	*2-0-0-0	*4-0-0-0	-----	-----	-----	-----	*4-2-2-3	*4-0-2-0	1-0-0-0
2-18	Charlotte	*3-0-0-0	*3-2-1-1	-----	*3-1-0-0	*3-2-2-2	*3-1-1-2	*5-0-1-0	-----	-----	0-0-0-0	-----	*3-0-1-0	*4-1-1-1	-----
2-23	Virginia Military ⁽¹⁾	*5-0-1-1	*4-0-1-1	*3-1-0-0	*4-0-0-0	*2-2-1-2	-----	*4-1-1-1	-----	-----	0-0-0-0	-----	*3-1-2-1	*3-1-2-1	*3-2-1-0
2-23	Virginia Military ⁽²⁾	*3-2-2-2	*3-0-0-0	*2-0-0-0	*3-0-0-0	*1-1-0-0	*3-1-1-3	*4-1-0-0	1-1-1-3	1-0-0-0	0-0-0-0	1-0-0-0	*4-1-1-0	*3-1-1-0	-----
2-24	Virginia Military	*4-0-1-1	*5-2-3-1	1-1-0-0	*2-2-0-1	*5-0-1-2	*2-0-0-0	*2-2-2-4	*1-0-0-0	-----	1-0-0-0	0-0-0-0	*4-1-0-0	*3-2-0-1	1-1-1-1
2-26	East Tennessee State	*3-1-2-2	*3-1-1-2	1-1-0-0	1-0-0-0	*2-2-1-0	1-0-0-0	*2-3-1-0	*5-1-2-1	1-0-0-0	1-0-0-0	2-1-1-2	*3-1-2-1	*4-2-3-4	*3-1-1-2
3- 1	South Carolina	*5-1-2-2	*3-1-1-0	-----	*4-0-2-1	*4-0-1-0	-----	*3-0-0-1	-----	-----	-----	-----	*5-1-1-0	*4-1-1-0	*4-0-2-0
3- 2	# South Carolina	*5-1-2-1	*4-2-1-2	-----	*3-1-1-0	*4-1-1-2	-----	*3-3-2-2	*4-0-0-0	-----	-----	-----	*3-2-1-1	*4-1-1-1	*5-0-1-1
3- 3	South Carolina	*4-1-1-0	*4-1-1-1	1-0-0-0	*3-0-1-1	*3-0-0-0	1-0-0-0	*4-1-3-0	1-0-0-0	1-0-0-0	1-0-0-0	1-0-0-0	*3-0-1-0	*3-0-0-0	*3-0-1-1
3- 5	# Furman	*2-1-0-0	*3-0-0-0	-----	*3-0-0-0	*4-0-1-0	*3-0-0-1	*4-1-1-0	*2-0-1-1	-----	-----	-----	-----	*4-0-0-0	*4-1-1-0
3- 9	* North Carolina ⁽¹⁾	*4-0-0-0	*4-0-1-0	0-0-0-0	*4-1-1-0	*3-0-0-1	-----	*4-0-0-0	*4-1-2-0	-----	-----	-----	-----	*3-0-0-0	*4-0-1-0
3- 9	* North Carolina ⁽²⁾	*5-2-4-5	*4-1-2-2	1-0-0-0	*3-1-0-0	*3-2-1-0	2-1-0-0	*6-3-4-4	*5-3-4-3	1-0-0-0	1-0-1-0	2-0-0-0	*4-0-2-1	2-0-0-1	*2-1-1-1
3-10	* North Carolina	*4-1-2-0	*4-1-2-3	1-0-0-0	-----	*4-0-1-0	-----	*4-2-2-0	*4-0-0-0	-----	0-0-0-0	-----	*4-0-2-0	*3-1-1-1	*4-0-1-0
3-13	Coastal Carolina	*4-1-2-0	*4-1-3-2	-----	-----	*3-0-0-1	*4-1-1-3	*4-1-2-1	*3-2-1-0	-----	2-0-0-0	*2-0-0-0	*3-0-1-1	*3-2-1-0	-----
3-15	* Notre Dame	*4-0-1-0	*3-1-2-0	-----	-----	*4-0-0-0	-----	*4-0-0-0	*4-0-1-0	-----	*3-0-2-1	-----	*4-0-0-1	*3-1-1-0	*2-0-0-0
3-16	* Notre Dame	*4-0-0-0	*4-0-1-1	-----	-----	-----	-----	*5-0-2-0	*3-1-0-0	-----	*3-1-1-0	-----	*4-1-1-1	*4-1-1-1	*4-1-3-0
3-17	* Notre Dame	*5-0-2-2	*4-1-2-0	*2-0-0-0	-----	2-1-1-0	1-0-0-0	*5-0-1-0	*5-0-1-0	0-0-0-0	*2-0-0-0	0-0-0-0	*3-0-0-0	*4-0-0-0	*4-0-0-0
3-19	College of Charleston	*4-0-0-0	*3-3-1-3	-----	-----	*2-1-1-4	*3-1-1-0	*3-2-1-0	1-0-0-1	1-0-0-0	*3-2-0-0	1-1-1-0	*4-1-1-0	*3-0-0-1	*3-1-2-1
3-20	^ College of Charleston	*5-0-0-0	*4-0-1-1	-----	-----	*3-0-0-0	-----	*4-1-1-0	*4-0-0-0	-----	*3-0-1-1	0-0-0-0	*3-1-2-0	*3-1-2-1	*4-1-1-1
3-22	* Boston College	*4-1-1-0	*4-0-1-1	-----	-----	*4-0-1-1	1-0-0-0	*4-1-1-1	*3-2-1-0	0-0-0-0	*2-2-1-1	*4-0-1-2	-----	*5-1-1-1	*3-1-1-0
3-23	* Boston College	*3-1-2-1	*5-1-1-2	-----	-----	*5-0-1-0	-----	*6-1-2-0	*4-1-1-0	-----	*3-2-3-2	-----	*5-0-0-0	*3-2-2-2	*5-1-2-1
3-24	* Boston College	*3-0-0-0	*4-0-2-0	-----	-----	-----	*3-0-0-0	*3-1-0-0	*5-1-2-0	-----	*2-0-1-0	-----	0-0-0-0	*4-0-0-0	*5-0-0-0
3-26	@ Charlotte	*5-2-3-4	*5-1-1-0	-----	-----	*5-0-0-0	-----	*5-2-1-0	*4-0-2-1	-----	*3-0-1-1	-----	*2-0-1-1	*5-0-0-0	*4-3-2-1
3-29	* Virginia Tech	*3-3-3-2	*5-1-1-0	-----	-----	-----	-----	*4-0-0-0	*5-1-2-1	-----	*3-0-0-0	*3-0-1-0	-----	*4-0-0-0	*4-1-1-0
3-30	* Virginia Tech	*3-3-2-0	*5-0-0-0	1-0-0-0	-----	1-0-0-0	1-1-0-0	*4-1-2-0	*2-3-2-1	1-0-0-0	*5-2-2-3	0-0-0-0	*2-2-2-3	*2-1-1-4	*4-1-1-1
3-31	* Virginia Tech	*4-2-1-1	*5-2-2-0	-----	-----	-----	-----	*4-2-1-0	*4-2-2-2	-----	*5-2-2-1	0-0-0-0	*5-0-1-0	*4-1-2-3	*3-1-1-2
4- 2	Georgia	*4-0-0-1	*4-1-2-0	-----	-----	*2-0-0-1	-----	*4-0-0-0	*4-0-0-0	-----	*3-0-0-0	-----	*3-2-2-1	*2-0-0-0	*4-0-0-0
4- 5	* Louisville	*3-0-0-0	*3-1-1-3	-----	-----	-----	-----	*3-1-0-0	*3-0-0-0	-----	*3-0-0-0	*3-0-0-0	-----	*3-1-1-0	*4-1-1-1
4- 6	* Louisville	*4-1-2-3	*3-1-1-0	-----	-----	-----	-----	*4-1-2-2	*4-1-1-1	-----	*3-1-1-0	*4-1-1-0	*4-0-0-0	*4-0-3-0	*2-0-0-0
4- 7	* Louisville	*5-0-0-0	*6-1-1-2	-----	-----	-----	-----	*3-0-1-1	*3-1-1-0	-----	*5-0-1-0	*4-1-3-1	*5-0-0-0	*5-1-2-0	*5-0-1-0
4-10	Furman	*3-1-0-0	*3-0-0-0	-----	-----	-----	-----	*3-1-1-0	*4-0-1-0	-----	*3-0-2-1	*4-0-0-0	*2-0-1-0	*3-0-0-0	*4-0-1-1
4-12	* Florida State	*3-0-1-0	*4-1-1-1	0-0-0-0	-----	2-0-0-0	-----	*4-0-0-0	*4-0-1-0	-----	*4-0-2-1	*3-0-0-0	-----	*3-0-0-0	*3-1-1-0
4-13	* Florida State	*4-0-0-0	*4-0-1-0	2-0-0-0	-----	-----	0-0-0-0	*4-1-1-1	*3-1-1-1	1-0-0-0	*3-0-0-0	*3-0-1-0	*3-0-0-0	*2-0-0-0	*2-0-0-0
4-14	* Florida State	*4-0-2-1	*5-1-2-2	0-0-0-0	-----	1-0-0-0	-----	*4-1-0-0	*4-0-1-0	-----	*4-0-0-0	*3-0-0-0	*4-1-2-0	*3-0-0-0	*3-1-0-0
4-16	Georgia	*9-0-3-0	*7-0-0-0	*2-0-0-0	-----	4-0-1-0	-----	*8-1-1-0	*9-0-1-1	-----	*8-0-2-0	0-0-0-0	*8-0-1-0	*6-0-0-0	*6-1-1-1
4-19	* Duke	*4-0-0-1	*4-2-1-0	-----	-----	*3-1-0-0	-----	*5-3-3-3	*4-0-1-0	*3-0-0-0	*3-1-0-0	*4-1-1-1	-----	-----	*4-0-1-2
4-20	* Duke	*4-0-1-0	*3-0-0-1	-----	-----	-----	-----	*5-2-2-2	*4-0-1-0	*4-0-1-0	*3-1-1-0	*4-0-2-0	*4-0-0-0	-----	*4-0-2-0
4-21	* Duke	*3-1-1-1	*5-1-1-0	-----	-----	3-0-1-0	-----	*5-0-1-1	*4-1-1-0	*4-1-2-4	*3-1-0-0	*1-0-0-0	*3-2-1-1	-----	*4-1-1-1
4-23	Winthrop	*5-1-3-1	*3-1-1-0	-----	-----	-----	*3-0-1-1	*5-0-0-0	-----	*3-2-2-0	*4-0-0-1	*3-0-1-2	*4-1-0-0	-----	*4-1-0-0
4-24	Tennessee Tech	*4-1-1-0	*3-2-1-2	-----	-----	-----	-----	*4-1-1-0	-----	*3-1-1-0	*3-0-0-1	*3-1-0-0	*3-0-1-1	-----	*5-1-2-2
4-26	* Georgia Tech	*5-0-2-0	*3-1-2-3	0-0-0-0	-----	*4-1-2-1	-----	*4-1-1-0	*5-2-4-2	*4-1-0-0	*2-0-0-0	-----	-----	*3-0-0-0	*5-1-2-1
4-27	* Georgia Tech	*4-2-2-3	*4-1-2-1	-----	-----	*5-1-3-1	-----	*5-0-2-1	*4-1-0-0	*4-0-1-2	-----	-----	*5-1-1-0	*3-1-1-0	*5-1-2-0
4-28	* Georgia Tech	*5-1-2-4	*4-3-3-1	-----	-----	*5-1-2-2	-----	*4-4-2-0	*5-0-1-1	*5-1-2-2	1-0-0-0	-----	-----	*4-0-0-0	*4-1-2-1
5- 4	Gardner-Webb	*4-0-1-0	*5-2-3-3	1-0-1-1	-----	*2-2-1-0	0-0-0-0	*5-1-1-1	*4-0-2-0	*4-1-0-1	0-0-0-0	-----	*2-1-1-1	*5-1-1-1	*5-2-2-2
5- 5	ø Gardner-Webb	*5-1-2-1	*4-2-2-0	*4-0-1-0	*3-1-1-0	*5-0-2-0	-----	*4-1-0-0	*5-1-1-0	*4-0-2-2	-----	-----	-----	-----	*5-1-1-2
5- 7	Presbyterian College	*5-1-3-1	*3-0-0-1	-----	*2-2-1-0	*5-1-1-1	-----	*4-1-1-1	*5-0-1-0	*3-1-1-1	-----	-----	-----	*3-1-1-2	*5-0-3-0
5- 8	The Citadel	*4-4-4-4	*5-1-1-2	*5-2-2-4	*5-3-2-2	*2-1-1-1	1-0-0-0	*5-1-1-0	-----	*4-2-2-2	1-0-0-0	1-0-0-0	-----	*3-1-0-0	*3-2-3-1
5-10	* NC State	*3-0-1-0	*3-0-0-0	*4-1-1-1	*3-0-1-0	*3-0-0-0	-----	*4-0-0-0	1-0-0-0	*4-0-1-0	-----	-----	-----	*2-0-1-0	*4-0-0-0
5-11	* NC State	*4-1-1-1	*5-0-1-1	*4-0-2-1	*3-2-1-0	*4-0-1-0	-----	*4-0-1-1	1-0-0-0	*5-0-0-0	0-0-0-0	-----	-----	*3-0-0-0	*5-1-1-0
5-12	* NC State	*4-0-0-0	*3-0-1-0	*4-0-1-0	*5-1-2-2	-----	-----	*5-0-0-0	*4-0-2-0	*3-0-1-1	2-1-2-0	-----	1-0-0-0	*2-0-0-0	*4-1-1-0
5-14	Coastal Carolina	*6-2-3-6	*4-3-1-2	*2-1-0-0	*3-3-1-0	-----	1-0-0-0	*3-1-2-0	*5-0-1-2	*3-2-0-0	0-0-0-0	-----	1-0-0-0	*5-1-1-1	*5-1-2-2
5-16	* Wake Forest	*3-1-1-1	*2-0-0-1	*2-0-0-0	*4-0-1-0	-----	-----	*4-1-1-0	*3-1-1-1	*3-0-0-0	1-0-0-0	-----	-----	*2-1-0-0	*3-0-1-1
5-17	* Wake Forest	*5-2-2-2	*5-1-1-0	*4-1-1-1	*5-1-4-3	-----	-----	*5-0-1-0	*3-2-2-0	*3-0-2-1	1-0-0-0	-----	-----	*5-1-1-1	*5-2-2-1
5-18	* Wake Forest	*4-1-1-1	*4-1-1-2	*3-1-1-2	-----	*4-0-1-0	0-0-0-0	*4-1-0-0	*4-0-0-0	*4-0-1-0	1-0-0-0	-----	-----	*3-0-1-0	*2-1-0-0
5-21	+ Boston College	*6-0-0-0	*4-0-2-0	*4-1-1-0	*4-1-1-2	2-1-2-0	-----	*5-1-1-1	*3-0-0-0	*2-0-0-0	0-0-0-0	-----	2-0-0-0	*2-0-0-0	*4-1-0-1
5-23	+ Louisville	*5-0-1-0	*4-1-1-0	-----	*5-1-2-0	*4-1-2-1	-----	*4-1-2-0	*4-0-1-0	*4-1-1-3	-----	-----	-----	*3-1-0-0	*4-1-2-3
5-31	\$ Illinois	*5-2-3-3	*2-3-1-0	*2-0-0-0	*5-3-2-1	*5-0-0-1	-----	*2-0-0-0	1-0-0-0	*5-0-1-0	0-0-0-0	-----	-----	*4-0-1-0	*5-0-4-3
6- 1	\$ Mississippi	*3-1-1-0	*4-0-0-0	-----	*4-0-2-0	*4-0-0-0	-----	*2-0-0-0	*4-0-0-0	*2-0-0-0	0-0-0-0	-----	-----	*2-0-0-0	*4-0-1-0
6- 2	\$ Jacksonville State	*4-0-0-0	*5-0-1-0	-----	*5-0-1-0	*4-0-1-0	-----	*4-0-1-0	*3-1-3-0	*3-0-0-0	-----	-----	-----	*3-0-1-1	*4-1-2-1

* - ACC regular-season game; # - Greenville, S.C. (Fluor Field); ^ - Columbia, S.C.; @ - BB&T Ballpark; ø - Shelby, N.C.; + - ACC Tournament at Durham, N.C.; \$ - NCAA Regional at Oxford, Miss.; • - start;
Note: **Bold** denotes a Clemson home game.

CAREER INDIVIDUAL GAME-BY-GAME PITCHING STATS

#46 KEYSAWN ASKEW, LHP

2019 • FR.

Date	Opponent	IP	H	R	ER	BB	SO	Dec
2-18	Charlotte	*5.1	2	3	3	1	6	W
2-26	East Tennessee State	*5.0	1	0	0	0	3	W
3- 3	South Carolina	2.2	4	3	3	1	5	
3-10	*North Carolina	*5.1	5	2	1	2	3	
3-17	*Notre Dame	*5.2	5	2	1	1	4	
3-24	*Boston College	*5.0	7	2	1	1	0	L
3-31	*Virginia Tech	*3.0	2	4	2	2	2	
4- 7	*Louisville	*2.2	5	3	3	2	4	
4-14	*Florida State	*1.0	1	2	2	4	2	
4-23	Winthrop	*3.0	5	4	3	1	4	
5- 4	Gardner-Webb	1.0	2	0	0	0	1	
5- 8	The Citadel	1.0	1	0	0	0	0	
5-14	Coastal Carolina	*2.0	2	0	0	0	0	
5-18	*Wake Forest	*0.2	3	3	3	0	0	
5-21	+Boston College	0.1	0	0	0	0	1	
6- 1	\$Mississippi	*1.1	1	0	0	0	1	

#20 MAT CLARK, IHP

2018 • *FR.

Date	Opponent	IP	H	R	ER	BB	SO	Dec
2-17	William & Mary	0.1	1	0	0	0	1	
2-23	Dallas Baptist	1.0	1	0	0	0	3	
2-27	Winthrop	*0.2	0	0	0	0	2	W
3- 2	South Carolina	0.1	0	0	0	0	0	
3- 3	#South Carolina	0.1	0	0	0	0	0	W
3- 7	#Michigan State	1.1	4	1	1	0	1	
3-13	Charleston Southern	1.0	0	0	0	0	1	
3-17	*NC State	*2.2	1	1	1	2	2	
3-20	Coastal Carolina	0.1	0	0	0	0	1	
3-23	*Louisville	0.0	1	0	0	0	0	
3-25	*Louisville ⁽¹⁾	0.0	0	0	0	1	0	
3-31	*Boston College	1.0	0	0	0	0	0	
4-25	Presbyterian College	1.1	0	0	0	0	3	
4-28	*Virginia	0.2	0	0	0	0	0	
5- 5	*Florida State	*0.1	0	0	0	0	0	
5-15	Kennesaw State	*5.2	5	2	1	0	5	W
5-23	+Notre Dame	2.2	3	1	1	1	2	W
6- 1	\$Morehead State	0.1	0	0	0	0	0	
6- 2	\$Vanderbilt	1.1	2	0	0	0	2	

2019 • *SO.

Date	Opponent	IP	H	R	ER	BB	SO	Dec
2-15	South Alabama	3.0	3	0	0	1	4	W
2-23	Virginia Military ⁽¹⁾	1.2	1	3	2	1	3	W
3- 1	South Carolina	4.1	2	0	0	1	6	
3- 9	*North Carolina ⁽²⁾	*6.0	4	2	2	1	5	W
3-16	*Notre Dame	*7.0	3	0	0	0	7	W
3-23	*Boston College	*5.2	7	4	3	0	1	W
3-30	*Virginia Tech	*6.0	2	1	1	3	3	W
4- 6	*Louisville	*7.1	4	1	1	1	2	W
4-13	*Florida State	*3.1	4	5	5	3	4	L
4-27	*Georgia Tech	*4.2	5	4	4	2	4	
5-10	*NC State	*6.0	8	4	3	1	8	L
5-16	*Wake Forest	*6.2	4	3	0	4	9	W
5-23	+Louisville	*8.0	1	1	1	2	3	W
6- 1	\$Mississippi	*3.1	5	4	4	3	1	L

#50 ANDREW COKER, RHP

2019 • *SO.

Date	Opponent	IP	H	R	ER	BB	SO	Dec
3-19	College of Charleston	*1.0	0	0	0	1	0	
5- 8	The Citadel	*1.0	1	0	0	0	0	
5-18	*Wake Forest	*1.0	3	1	1	0	0	

#19 BROOKS CRAWFORD, RHP

2016 • FR.

Date	Opponent	IP	H	R	ER	BB	SO	Dec
2-21	Maine	1.0	0	0	0	1	0	
2-28	James Madison	2.2	0	0	0	1	2	W
3- 4	South Carolina	2.0	3	0	0	1	2	
3- 9	Winthrop	1.0	1	0	0	0	0	
3-11	*Wake Forest	*1.2	1	0	0	0	1	
3-13	*Wake Forest	2.2	2	1	1	1	1	W
3-16	The Citadel	1.2	1	1	0	0	1	
3-19	*Boston College	*1.2	1	0	0	1	0	S
3-22	Presbyterian College	1.1	2	0	0	0	1	
3-26	*Miami (Fla.)	2.0	1	0	0	3	2	
3-29	#Furman	2.1	5	3	2	1	1	
4- 2	*Pittsburgh	1.2	3	4	4	2	2	
4- 5	Georgia	2.2	1	2	0	1	2	
4-12	Western Carolina	1.0	2	1	0	2	2	
4-16	*Louisville	*1.0	1	1	1	0	0	
4-22	*Georgia Tech ⁶	1.2	5	2	1	0	1	
4-30	*Florida State	*2.0	1	0	0	0	1	
5- 4	Furman	1.2	0	0	0	0	0	
5-10	College of Charleston	*3.2	4	2	2	0	2	
5-15	Georgia Southern	2.1	3	1	1	0	0	
5-17	Charleston Southern	0.0	0	0	0	1	0	
5-19	*Notre Dame	2.0	0	0	0	0	1	W
5-21	*Notre Dame	1.1	4	2	2	0	0	
5-29	+Florida State	*3.0	4	5	5	3	1	
6- 3	\$Western Carolina	*1.2	0	0	0	0	2	
6- 4	\$Oklahoma State	1.0	0	0	0	1	1	

2017 • SO.

Date	Opponent	IP	H	R	ER	BB	SO	Dec
2-18	Wright State	1.0	1	1	0	0	1	
2-22	Western Carolina	1.1	2	0	0	0	3	W
2-24	Elon	*1.0	1	0	0	0	3	W
3- 3	South Carolina	*0.2	0	0	0	0	0	
3- 5	South Carolina	1.2	1	0	0	0	1	
3-11	*Notre Dame	*4.2	2	0	0	1	3	W
3-15	Yale	*1.2	2	1	1	0	1	W
3-17	*Virginia	0.1	1	0	0	0	0	
3-21	College of Charleston	0.2	0	0	0	1	0	
3-29	Winthrop	0.1	2	0	0	0	0	
4- 1	*Georgia Tech	2.1	0	0	0	1	2	
4- 9	*Virginia Tech	1.0	0	0	0	1	2	
4-11	Charleston Southern	0.2	1	0	0	1	1	
4-15	*Florida State	0.0	3	1	1	0	0	
4-22	*Wake Forest ⁽²⁾	0.1	2	1	1	1	0	
5-20	*NC State	*1.0	0	0	0	1	1	
6- 5	\$Vanderbilt	3.1	2	0	0	0	4	

2018 • JR.

Date	Opponent	IP	H	R	ER	BB	SO	Dec
2-17	William & Mary	*4.0	5	2	2	0	4	
2-24	Dallas Baptist ⁽¹⁾	*5.0	3	0	0	0	5	W
3- 3	#South Carolina	*4.2	3	1	1	3	3	
3-10	*Georgia Tech ⁽¹⁾	*4.0	6	1	1	1	0	
3-17	*NC State	*4.1	4	3	3	1	3	L
3-25	*Louisville ⁽¹⁾	*4.1	6	2	2	4	2	
3-30	*Boston College	*5.0	6	2	2	0	5	W
4- 8	*Notre Dame ⁽¹⁾	*7.0	5	1	1	1	1	W
4-14	*Miami (Fla.) ⁽¹⁾	*3.0	3	4	4	2	1	L
4-21	*Wake Forest	*7.0	5	3	3	0	5	W
4-28	*Virginia	*5.0	5	4	2	0	3	W
5- 6	*Florida State	*5.0	5	4	4	0	5	W
5-12	Austin Peay	*6.2	4	1	1	0	10	W
5-18	*Pittsburgh	*5.1	5	1	1	1	6	W
5-24	+Miami (Fla.)	*5.0	3	1	1	3	3	
6- 1	\$Morehead State	*5.1	3	3	1	2	2	

2019 • SR.

Date	Opponent	IP	H	R	ER	BB	SO	Dec
2-15	South Alabama	*4.2	4	2	2	0	1	
2-23	Virginia Military ⁽¹⁾	*5.1	7	3	2	0	7	
3- 1	South Carolina	*2.0	5	5	5	1	4	L
3-19	College of Charleston	*4.1	4	0	0	0	1	W
3-23	*Boston College	0.1	2	0	0	0	0	
3-26	@Charlotte	*4.0	4	2	2	0	5	
4- 2	Georgia	*3.2	4	4	2	2	2	L
4-10	Furman	*2.2	0	0	0	0	1	S
4-14	*Florida State	3.0	6	3	3	3	2	L
4-20	*Duke	*5.0	5	4	2	0	5	L
4-28	*Georgia Tech	*0.2	4	5	4	2	0	
5- 7	Presbyterian College	*3.0	5	4	4	3	1	
5-18	*Wake Forest	0.0	1	1	1	1	0	
6- 2	\$Jacksonville State	*4.0	7	6	6	2	2	L

#41 BO GOBIN, RHP

2018 • *FR.

Date	Opponent	IP	H	R	ER	BB	SO	Dec
2-23	Dallas Baptist	*0.2	0	0	0	1	1	
3- 7	#Michigan State	0.1	0	0	0	0	0	
3-13	Charleston Southern	*1.0	1	0	0	1	0	
3-29	*Boston College	*1.0	4	1	1	0	1	
4-13	*Miami (Fla.)	0.0	3	4	4	1	0	

2019 • *SO.

Date	Opponent	IP	H	R	ER	BB	SO	Dec
3- 9	*North Carolina ⁽²⁾	*1.0	1	0	0	0	1	
4- 7	*Louisville	0.0	1	0	0	0	0	
4-24	Tennessee Tech	0.1	1	2	2	1	1	
5- 8	The Citadel	0.1	1	0	0	0	0	

#40 OWEN GRIFFITH, RHP

2017 • FR.

Date	Opponent	IP	H	R	ER	BB	SO	Dec
3-19	*Virginia	*0.1	0	0	0	0	0	
4- 7	*Virginia Tech	*1.0	1	0	0	0	0	
4-16	*Florida State	*1.0	0	0	0	0	1	
4-19	Georgia	1.1	1	0	0	0	1	
4-21	*Wake Forest	0.0	1	0	0	0	0	
4-25	College of Charleston	0.1	0	0	0	0	0	
5- 7	Nevada	0.2	0	0	0	0	1	
5- 9	#Furman	2.2	1	0	0	0	0	
5-18	*NC State	*1.0	1	1	1	0	2	L
5-20	*NC State	1.2	0	1	0	2	3	
5-23	+Duke	0.1	2	3	1	0	1	L
6- 4	\$UNC Greensboro	*4.1	1	0	0	1	5	W

2018 • SO.

Date	Opponent	IP	H	R	ER	BB	SO	Dec
2-20	Furman	1.0	2	2	2	2	0	
3- 2	South Carolina	2.0	2	1	1	0	0	
3- 6	Wofford	0.1	0	0	0	1	1	
3-16	*NC State	*2.0	3	1	1	1	3	
3-25	*Louisville ⁽²⁾	*0.1	2	0	0	1	0	
4-10	%Georgia	*1.0	0	0	0	0	3	
4-14	*Miami (Fla.) ⁽¹⁾	2.0	2	1	1	1	0	
4-17	Georgia	1.0	0	0	0	0	1	
4-25	Presbyterian College	1.0	1	1	1	2	2	
5- 9	Western Carolina	*1.0	2	1	1	0	1	S
5-11	Austin Peay	0.1	1	1	1	2	0	
6- 3	\$Vanderbilt	2.2	2	2	2	3	7	

</

CAREER INDIVIDUAL GAME-BY-GAME PITCHING STATS

#32 JACOB HENNESSY, LHP

2017 • FR.										
Date	Opponent	IP	H	R	ER	BB	SO	Dec		
2-17	Wright State	1.0	2	1	0	0	2			
2-19	Wright State	1.2	0	1	0	0	4			
2-22	Western Carolina	4.0	5	2	2	1	4			
2-26	Elon	^2.0	2	0	0	1	4	S		
3- 3	South Carolina	1.0	0	0	0	1	0			
3- 4	# South Carolina	0.1	0	0	0	0	0			
3- 5	South Carolina	0.0	1	0	0	0	0			
3-10	*Notre Dame	^2.2	0	0	0	0	3	S		
3-14	Yale	3.1	1	0	0	1	5	W		
3-17	*Virginia	^0.1	0	0	0	0	0			
3-18	*Virginia	0.1	3	3	3	1	1			
3-21	College of Charleston	1.2	2	1	1	0	2			
3-29	Winthrop	2.2	2	0	0	2	2			
4- 2	*Georgia Tech	1.0	1	0	0	1	1			
4- 4	Georgia	0.1	0	0	0	1	0			
4- 9	*Virginia Tech	0.1	0	0	0	0	0			
4-11	Charleston Southern	3.2	1	0	0	0	2			
4-15	*Florida State	0.2	2	1	1	0	2			
4-17	*Florida State	0.0	2	2	2	1	0	L		
4-19	Georgia	^0.1	0	0	0	0	1	S		
4-21	*Wake Forest	^1.0	0	0	0	0	1	W		
4-22	*Wake Forest ⁽²⁾	0.1	3	2	2	0	0			
4-29	*North Carolina	0.0	1	0	0	1	0			
5- 7	Nevada	0.0	2	0	0	0	0			
5-16	Coastal Carolina	1.2	2	2	2	0	2			
6- 3	\$ Vanderbilt	^0.1	0	0	0	0	1			

2018 • SO.										
Date	Opponent	IP	H	R	ER	BB	SO	Dec		
2-16	William & Mary	^4.2	6	3	3	0	6			
2-23	Dallas Baptist	^6.1	3	0	0	2	8	W		
3- 2	South Carolina	^5.0	3	1	0	2	2			
3- 9	*Georgia Tech	^7.0	6	2	2	0	7			
3-16	*NC State	^5.1	6	3	3	3	7	L		
3-23	*Louisville	^7.1	5	1	1	2	6	W		
3-29	*Boston College	^6.0	1	1	0	2	4	W		
4- 7	*Notre Dame	^6.2	7	4	4	2	2	L		
4-13	*Miami (Fla.)	^5.0	7	3	3	0	0			
4-20	*Wake Forest	^2.0	5	5	4	1	1			
4-27	*Virginia	^5.0	4	2	2	0	3	W		
5- 5	*Florida State	^5.1	7	1	1	0	3			
5-11	Austin Peay	^3.1	8	5	5	0	2	L		
6- 3	\$ St. John's	^2.1	4	3	3	0	3			

2019 • JR.										
Date	Opponent	IP	H	R	ER	BB	SO	Dec		
2-16	South Alabama ⁽¹⁾	2.1	3	2	2	0	3			
2-26	East Tennessee State	1.0	1	3	3	2	2			
3- 5	# Furman	2.1	0	0	0	1	2	W		
3- 9	*North Carolina ⁽¹⁾	^3.0	3	1	1	2	2	W		
3-15	*Notre Dame	2.0	2	1	1	1	1			
3-26	@Charlotte	1.0	2	2	1	1	0			
4-10	Furman	^6.1	2	0	0	0	3	W		
4-16	Georgia	^5.0	2	0	0	1	4			
4-21	*Duke	^3.0	7	5	4	0	2			
4-24	Tennessee Tech	1.1	2	0	0	0	0			
4-27	*Georgia Tech	^0.1	0	0	0	0	0			
4-28	*Georgia Tech	2.1	3	2	2	1	1			
5- 5	@ Gardner-Webb	^2.2	5	6	3	1	4	L		
5-10	*NC State	1.0	1	0	0	0	1			
5-11	*NC State	0.1	0	0	0	0	0			
5-12	*NC State	5.0	7	1	1	1	0			
5-17	*Wake Forest	^7.1	6	2	2	1	7	W		
5-21	+ Boston College	1.0	0	0	0	0	2			
5-23	+ Louisville	^1.0	0	0	0	0	1			
5-31	\$ Illinois	^2.1	6	3	3	1	1			
6- 2	\$ Jacksonville State	2.2	1	1	1	0	3			

#37 RYNE HUGGINS, LHP

2018 • *FR.										
Date	Opponent	IP	H	R	ER	BB	SO	Dec		
2-16	William & Mary	0.1	0	0	0	0	1			
2-27	Winthrop	0.2	0	0	0	0	0			
3- 4	South Carolina	0.0	1	0	0	0	0			
3- 7	# Michigan State	0.0	0	0	0	1	0			
3-18	*NC State	0.1	0	0	0	0	0			
3-27	# Furman	0.0	0	0	0	1	0			
4-25	Presbyterian College	^0.1	0	0	0	0	0			
5-11	Austin Peay	0.1	0	0	0	0	1			
5-23	*Notre Dame	^1.0	0	0	0	0	1			
6- 3	\$ Vanderbilt	0.2	4	4	4	0	0			

2019 • *SO.										
Date	Opponent	IP	H	R	ER	BB	SO	Dec		
2-16	South Alabama ⁽¹⁾	0.2	1	0	0	0	1			
2-18	Charlotte	0.1	1	0	0	0	0			
3- 3	South Carolina	1.1	2	0	0	0	2			
3- 9	*North Carolina ⁽²⁾	2.0	1	1	1	1	0			
3-29	*Virginia Tech	0.0	1	0	0	0	0			
4-24	Tennessee Tech	0.1	1	0	0	0	0			
5- 7	Presbyterian College	0.1	1	1	1	0	0			

#45 HOLT JONES, RHP

2018 • FR.										
Date	Opponent	IP	H	R	ER	BB	SO	Dec		
2-20	Furman	^1.0	1	1	1	1	2			
3- 7	# Michigan State	2.1	1	0	0	2	3	W		
3-13	Charleston Southern	^5.1	2	0	0	2	8	W		
3-20	Coastal Carolina	^1.1	3	4	3	3	2			
3-27	# Furman	0.2	4	3	2	0	0			
4-14	*Miami (Fla.) ⁽¹⁾	^1.1	0	0	0	0	1			
4-25	Presbyterian College	^3.0	4	2	2	0	2			
5-23	+ Notre Dame	1.1	1	0	0	2	0			

2019 • SO.										
Date	Opponent	IP	H	R	ER	BB	SO	Dec		
2-16	South Alabama ⁽¹⁾	^1.0	0	0	0	0	3			
2-18	Charlotte	1.0	2	1	0	0	0			
2-23	Virginia Military ⁽¹⁾	1.0	0	0	0	0	2			
3- 2	# South Carolina	^4.0	1	0	0	1	3	S		
3-10	*North Carolina	1.2	3	1	1	1	1			
3-13	Coastal Carolina	1.2	0	0	0	3	5			
3-16	*Notre Dame	^1.1	1	0	0	1	1	S		
3-20	& College of Charleston	1.0	0	0	0	0	0			
3-23	*Boston College	1.1	1	1	1	1	1			
3-26	@Charlotte	3.0	0	0	0	1	3	W		
3-31	*Virginia Tech	3.0	4	2	2	1	4	W		
4- 5	*Louisville	^2.1	0	0	0	2	3	S		
4- 7	*Louisville	2.2	0	0	0	0	2			
4-13	*Florida State	2.0	3	6	6	1	1			
4-16	Georgia	3.2	0	0	0	3	5			
4-20	*Duke	^4.0	4	1	1	1	5			
4-27	*Georgia Tech	0.0	1	1	1	3	0			
4-28	*Georgia Tech	0.0	0	0	0	0	0			
5-12	*NC State	^0.0	0	3	3	3	0	L		
5-18	*Wake Forest	1.2	3	1	1	1	4			
5-21	+ Boston College	0.0	0	0	0	1	0			
6- 2	\$ Jacksonville State	^0.1	0	0	0	0	0			

#25 JACKSON LINDLEY, RHP

2019 • FR.										
Date	Opponent	IP	H	R	ER	BB	SO	Dec		
2-24	Virginia Military	^1.0	1	2	0	1	2			
2-26	East Tennessee State	1.0	0	0	0	0	1			
3- 5	# Furman	^4.2	5	1	1	3	3			
3-13	Coastal Carolina	^2.0	4	4	4	1	0			
3-16	*Notre Dame	0.2	2	1	1	1	0			
3-20	& College of Charleston	^3.0	3	1	1	1	1			
4-24	Tennessee Tech	^5.2	4	2	2	0	5	W		
5- 4	Gardner-Webb	1.1	2	0	0	1	0			
5- 8	The Citadel	^6.0	2	1	0	0	2	W		
5-14	Coastal Carolina	^4.0	6	3	3	1	2			

#39 TRAVIS MARR, RHP

2017 • FR.										
Date	Opponent	IP	H	R	ER	BB	SO	Dec		
2-25	Elon	1.0	0	0	0	0	2			

2018 • *FR.										
Date	Opponent	IP	H	R	ER	BB	SO	Dec		
2-18	William & Mary	2.2	0	0	0	1	2			
2-27	Winthrop	0.2	6	3	3	3	0	1		
3- 6	Wofford	•5.0	6	3	3	3	4			
3-10	* Georgia Tech ⁽²⁾	3.0	4	0	0	0	3			
3-13	Charleston Southern	1.0	1	0	0	0	2			
3-20	Coastal Carolina	5.0	5	1	1	0	2			
3-25	* Louisville ⁽¹⁾	1.0	0	1	1	1	3	0	W	
3-27	# Furman	2.0	1	0	0	0	3	W		
3-31	* Boston College	3.1	1	0	0	1	2	W		
4- 3	Coastal Carolina	^1.0	0	0	0	0	0	0		
4- 8	* Notre Dame ⁽²⁾	2.0	1	0	0	0	0	1		
4-10	% Georgia	3.2	2	1	1	1	3	5		
4-14	* Miami (Fla.) ⁽²⁾	^1.2	4	1	1	0	0	0		
4-17	Georgia	•1.1	5	5	5	5	0	0	L	
4-22	* Wake Forest	0.2	2	3	3	1	0			
4-25	Presbyterian College	3.1	3	1	1	2	1	2	1	W
4-29	* Virginia	0.1	1	0	0	0	0	0		
5- 9	Western Carolina	3.1	5	4	3	1	2	2	W	
5-13	Austin Peay	^1.0	1	0	0	0	2	1	W	
5-17	* Pittsburgh	0.2	3	4	4	4	2	1		
6- 2	\$ Vanderbilt	0.2	1	1	1	0	0	0	L	
6- 3	\$ Vanderbilt	1.1	3	3	3	3	2	3		

CAREER INDIVIDUAL GAME-BY-GAME PITCHING STATS

#30 DAVIS SHARPE, RHP/1B

2019 • FR.

Date	Opponent	IP	H	R	ER	BB	SO	Dec
2-16	South Alabama ⁽¹⁾	5.0	2	0	0	2	8	W
2-23	Virginia Military ⁽²⁾	6.0	1	0	0	2	11	W
3- 2	# South Carolina	3.2	7	4	4	1	4	
3- 9	* North Carolina ⁽¹⁾	6.0	3	1	1	3	7	
3-15	* Notre Dame	6.0	6	4	1	2	8	L
3-22	* Boston College	7.0	3	0	0	2	6	W
3-29	* Virginia Tech	6.0	4	2	1	2	6	W
4- 5	* Louisville	6.2	4	1	1	1	7	W
4-12	* Florida State	6.0	4	4	4	3	4	L
4-19	* Duke	5.2	7	4	4	2	3	
4-26	* Georgia Tech	4.0	3	5	4	4	3	L
5- 4	Gardner-Webb	5.2	3	2	2	2	6	W
5-11	* NC State	5.0	4	1	1	2	4	
5-18	* Wake Forest	5.0	7	7	7	4	3	L
5-31	\$ Illinois	6.2	3	1	0	1	4	W

#48 LUKE SOMMERFELD, RHP

2019 • *GR.

Date	Opponent	IP	H	R	ER	BB	SO	Dec
2-23	Virginia Military ⁽²⁾	2.0	2	1	1	1	4	
3- 3	South Carolina	1.2	3	3	3	2	2	
3-19	College of Charleston	1.0	0	0	0	0	0	
3-22	* Boston College	2.0	3	1	1	0	3	
4-12	* Florida State	1.1	0	0	0	0	0	
4-16	Georgia	4.2	5	1	1	4	5	L
4-21	* Duke	1.1	3	3	2	0	2	
4-23	Winthrop	3.0	3	1	1	0	1	
4-26	* Georgia Tech	1.0	3	3	3	0	0	
5- 4	Gardner-Webb	1.0	1	0	0	0	2	
5- 7	Presbyterian College	3.0	4	3	3	0	2	L
5-10	* NC State	0.0	0	2	2	2	0	
5-18	* Wake Forest	0.2	1	1	1	0	1	
5-21	+ Boston College	0.1	0	0	0	0	0	

#23 CARSON SPIERS, RHP

2017 • FR.

Date	Opponent	IP	H	R	ER	BB	SO	Dec
5- 7	Nevada	2.0	2	0	0	0	1	
5-19	* NC State	0.1	0	0	0	0	0	
6- 3	\$ Vanderbilt	0.2	2	1	1	0	2	

2018 • SO.

Date	Opponent	IP	H	R	ER	BB	SO	Dec
2-16	William & Mary	1.0	1	0	0	0	3	
2-17	William & Mary	1.2	0	0	0	0	2	S
2-23	Dallas Baptist	0.2	0	0	0	0	0	
2-24	Dallas Baptist ⁽¹⁾	0.2	0	0	0	0	1	
2-27	Winthrop	1.2	1	0	0	1	2	
3- 4	South Carolina	0.1	1	1	1	0	0	
3- 6	Wofford	3.2	1	0	0	0	3	W
3- 7	# Michigan State	0.2	0	0	0	0	1	S
3-10	* Georgia Tech ⁽¹⁾	2.2	2	2	2	2	2	S
3-17	* NC State	1.0	1	1	1	1	2	
3-20	Coastal Carolina	1.1	2	2	2	1	1	L
3-23	* Louisville	0.1	0	0	0	0	1	
3-25	* Louisville ⁽¹⁾	2.0	1	0	0	3	0	
4- 7	* Notre Dame	1.0	2	0	0	0	1	
4-13	* Miami (Fla.)	2.0	2	1	1	0	3	L
4-17	Georgia	2.2	1	1	1	1	1	
4-21	* Wake Forest	1.0	0	0	0	1	2	
4-22	* Wake Forest	0.2	2	1	1	0	0	
4-28	* Virginia	2.0	1	0	0	0	2	
4-29	* Virginia	0.0	0	0	0	1	0	
5- 6	* Florida State	1.1	0	0	0	1	0	
5- 7	* Florida State	2.0	1	0	0	1	1	W
5-12	Austin Peay	2.1	0	0	0	2	2	S
5-15	Kennesaw State	2.1	0	0	0	2	2	
5-18	* Pittsburgh	2.2	0	0	0	0	2	
5-19	* Pittsburgh	1.0	1	0	0	0	0	
5-26	+ Florida State	0.2	1	1	1	1	0	
6- 1	* Morehead State	1.1	0	0	0	0	1	
6- 2	\$ Vanderbilt	2.2	1	0	0	1	4	

2019 • JR.

Date	Opponent	IP	H	R	ER	BB	SO	Dec
2-15	South Alabama	1.1	0	0	0	0	2	S
2-18	Charlotte	2.0	1	1	0	1	3	S
2-23	Virginia Military ⁽¹⁾	1.0	0	0	0	0	1	S
3- 5	# Furman	2.0	1	0	0	0	2	S
3-10	* North Carolina	2.0	2	1	1	1	2	W
3-13	Coastal Carolina	1.2	1	0	0	0	1	S
3-17	* Notre Dame	2.0	3	2	1	1	1	L
3-20	& College of Charleston	1.0	2	0	0	0	2	S
3-23	* Boston College	0.1	0	0	0	0	0	S
3-24	* Boston College	1.2	0	0	0	1	0	
3-29	* Virginia Tech	2.1	2	0	0	1	3	S
3-31	* Virginia Tech	0.1	1	0	0	0	1	
4- 2	Georgia	0.2	0	0	0	0	0	
4- 6	* Louisville	0.2	0	0	0	1	0	S
4- 7	* Louisville	1.2	5	3	3	0	1	L
4-14	* Florida State	0.2	0	0	0	0	0	
4-16	Georgia	4.0	1	0	0	0	6	
4-19	* Duke	0.1	1	0	0	0	0	
4-21	* Duke	2.1	2	1	1	1	2	L
4-23	Winthrop	2.0	2	1	1	0	1	
4-24	Tennessee Tech	1.1	0	0	0	0	3	S
4-27	* Georgia Tech	2.0	6	7	7	2	2	L
4-28	* Georgia Tech	1.0	0	0	0	0	1	
5- 5	¢ Gardner-Webb	1.0	0	0	0	0	2	
5- 7	Presbyterian College	2.0	0	0	0	1	1	
5-11	* NC State	3.0	1	0	0	1	2	W
5-16	* Wake Forest	2.1	1	0	0	0	2	S
5-17	* Wake Forest	1.0	2	2	2	0	1	
5-21	+ Boston College	2.1	3	2	1	1	1	L
6- 2	\$ Jacksonville State	1.2	2	2	2	4	1	

#29 SPENCER STRIDER, RHP

2018 • FR.

Date	Opponent	IP	H	R	ER	BB	SO	Dec
2-17	William & Mary	3.0	2	4	4	1	7	W
2-24	Dallas Baptist ⁽¹⁾	3.0	2	1	1	3	4	S
3- 4	South Carolina	2.0	1	1	1	2	2	
3- 7	# Michigan State	1.1	5	5	3	1	3	
3-10	* Georgia Tech ⁽¹⁾	2.1	4	0	0	1	5	W
3-17	* NC State	1.0	2	1	1	1	0	
3-25	* Louisville ⁽²⁾	2.2	2	0	0	2	4	
3-29	* Boston College	2.0	0	0	0	0	4	
4- 3	Coastal Carolina	6.2	2	1	1	3	7	W
4-10	% Georgia	2.1	3	4	4	3	4	L
4-14	* Miami (Fla.) ⁽¹⁾	2.1	2	1	0	1	0	
4-17	Georgia	2.0	0	0	0	0	3	
4-20	* Wake Forest	3.1	1	0	0	3	5	
4-24	Kennesaw State	2.2	1	0	0	2	6	W
4-27	* Virginia	1.0	0	0	0	1	0	
5- 6	* Florida State	1.1	2	2	2	3	2	
5- 9	Western Carolina	1.0	0	0	0	0	2	
5-11	Austin Peay	0.1	0	0	0	0	1	
5-13	Austin Peay	1.1	0	0	0	1	1	
5-17	* Pittsburgh	5.0	3	2	2	2	7	W
5-23	+ Notre Dame	2.0	4	3	3	2	2	
6- 3	\$ Vanderbilt	2.1	4	5	5	3	1	L

#22 SAM WEATHERLY, LHP

2018 • FR.

Date	Opponent	IP	H	R	ER	BB	SO	Dec
2-20	Furman	3.0	3	1	1	1	3	
2-27	Winthrop	2.1	5	4	3	2	1	
3-10	* Georgia Tech ⁽²⁾	1.0	1	0	0	0	2	
3-27	# Furman	4.1	3	2	2	5	6	
4-17	Georgia	0.1	0	0	0	0	0	
4-24	Kennesaw State	4.0	2	4	3	5	3	
5- 9	Western Carolina	3.2	4	3	3	2	2	
6- 3	\$ Vanderbilt	1.2	6	3	3	2	0	

2019 • SO.

Date	Opponent	IP	H	R	ER	BB	SO	Dec
2-16	South Alabama ⁽²⁾	1.2	0	0	0	0	1	5
2-24	Virginia Military	2.1	0	1	0	5	4	W
3- 2	# South Carolina	1.1	1	1	1	3	3	W
3-13	Coastal Carolina	0.2	1	0	0	1	2	
3-20	& College of Charleston	1.0	0	0	0	0	0	
3-24	* Boston College	0.0	2	0	0	0	0	
3-31	* Virginia Tech	1.1	2	1	1	0	2	
4- 2	Georgia	1.2	0	1	1	1	4	
4- 7	* Louisville	3.2	3	1	1	1	4	
4-14	* Florida State	2.0	1	0	0	1	1	
4-16	Georgia	1.0	1	2	0	1	2	
4-19	* Duke	1.0	2	3	3	2	2	
4-21	* Duke	2.1	0	0	0	2	3	
4-23	Winthrop	0.2	0	0	0	0	0	
4-26	* Georgia Tech	1.2	1	0	0	1	3	
4-28	* Georgia Tech	0.2	0	0	0	0	1	
5-11	* NC State	1.0	1	2	2	2	2	
5-12	* NC State	1.0	0	0	0	1	0	
5-16	* Wake Forest	0.0	1	0	0	1	0	
5-21	+ Boston College	2.2	1	1	1	2	4	
6- 1	\$ Mississippi	1.2	0	1	1	5	4	

#12 JUSTIN WROBLESKI, LHP

2019 • FR.

Date	Opponent	IP	H	R	ER	BB	SO	Dec
2-16	South Alabama ⁽²⁾	5.2	4	4	4	1	8	L
2-24	Virginia Military	3.2	5	3	3	2	3	
3- 3	South Carolina	0.1	5	5	5	0	0	L
3-15	* Notre Dame	0.0	1	2	2	1	0	
3-30	* Virginia Tech	2.0	1	0	0	2	4	
4- 7	* Louisville	0.1	0	0	0	1	0	
4-12	* Florida State	0.2	0	1	1	3	0	
4-13	* Florida State	0.1	0	0	0	0	0	
4-16	Georgia	0.0	0	0	0	1	0	
4-26	* Georgia Tech	0.0	0	0	0	3	0	

* - ACC regular-season game; + - ACC Tournament; \$ - NCAA Regional; # - Greenville, S.C. (Fluor Field); % - North Augusta, S.C.; & - Columbia, S.C.; © - BB&T Ballpark; ¢ - Shelby, N.C.; ° - due to inclement weather, game was completed on April 23; ° - start; ^ - finished game; Note: **Bold** denotes a Clemson home game.

2019 SENIORS & PRO SIGNEES

#4 GRAYSON BYRD

INF/OF • L-R • 6-3 • 205 • 3VL

Milton, Ga. • Louisiana State University

Transfer from Louisiana State who sat out the 2016 season due to NCAA transfer rules and was the starter at third base for most of 2017 ... emerged in 2019 as the team's top hitter ... a career .283 hitter with a .461 slugging percentage and .353 on-base percentage in 190 games (159 starts) over four seasons, including one at Louisiana State and three at Clemson ... had 25 doubles, three triples, 26 homers, 114 RBIs, 103 runs, 57 walks, 12 hit-by-pitches and 10 steals ... a career .287 hitter with a .473 slugging percentage and .357 on-base percentage in 166 games (154 starts) in his three seasons at Clemson ... had 24 doubles, three triples, 26 homers, 105 RBIs, 94 runs, 55 walks, 11 hit-by-pitches and 10 steals as a Tiger ... two-time All-ACC selection ... named ACC Player-of-the-Week two times in his career ... drafted two times in his career.

2019: Drafted in the 24th round (No. 732 overall pick) by the Chicago Cubs and signed in June ... third-team All-American by Collegiate Baseball ... first-team All-Atlantic Region by ABCA ... First-Team All-ACC selection ... ACC Academic Honor Roll member ... hit .316 with 49 runs, 16 doubles, two triples, 16 homers, 59 RBIs, a .588 slugging percentage, .394 on-base percentage, 27 walks, six hit-by-pitches and four steals in 61 games (61 starts, including 25 at first base, 21 at third base and 15 in left field) ... fifth in the ACC in total bases (147), tied for fifth in homers, tied for sixth in at-bats (250), tied for eighth in hits (79) and tied for 10th in RBIs ... led the team in batting average, slugging percentage, hits, multiple-hit games (25), homers, total bases (147), RBIs, two-out RBIs (29) and at-bats ... tied for the team lead in games, starts and triples ... one of three Tigers to start all 61 games ... hit .316 with nine homers, a triple, eight doubles, 29 RBIs, 23 runs, a .632 slugging percentage, .404 on-base percentage and two steals in 30 ACC regular-season starts ... had a team-high nine games with at least three hits ... had 14 multiple-RBI games ... hit .325 with six homers, two triples, 10 doubles, 28 RBIs, 25 runs, a .592 slugging percentage and .410 on-base percentage in 28 games away from home ... hit .371 with eight homers, a triple, six doubles, 25 RBIs, 22 runs, a .701 slugging percentage, .440 on-base percentage and two steals in 23 night games ... was 33-for-91 (.363) with seven homers, nine doubles, 24 RBIs, a .692 slugging percentage and .431 on-base percentage against left-handers ... had 11 homers, five doubles and an .835 slugging percentage in the last 18 games ... named ACC Player-of-the-Week on April 1 for his four games from March 26-31; was 9-for-15 (.600) with two doubles, two triples, a homer, seven RBIs, 10 runs, six walks and a .714 on-base percentage ... had a 13-game hitting streak from April to May ... named one of seven national players-of-the-week by Collegiate Baseball, national field player-of-the-week by College Sports Madness and ACC Player-of-the-Week on May 20 for his four games from May 14-18; was 7-for-18 (.389) with four homers, 10 RBIs, six runs and a steal ... went 4-for-5 with a double, five RBIs and two runs in the second game of a doubleheader against No. 3 North Carolina on March 9 ... went 3-for-9 at Georgia on April 16; tied the school record for at-bats ... went 2-for-4 with two homers, three RBIs and a hit-by-pitch at No. 11 Georgia Tech on April 27 ... went 2-for-5 with the go-ahead three-run homer in the eighth inning, a double and four RBIs at No. 11 Georgia Tech on April 28; was 6-for-14 (.429) with three homers, two doubles and seven RBIs in the series ... went 4-for-4 with two homers, a double, four RBIs, a team-season-high-tying four runs and a walk against The Citadel on May 8 ... went 3-for-6 with a grand slam, a team-season-high six RBIs and two runs at Coastal Carolina on May 14 ... went 3-for-5 with a homer, three RBIs and two runs against Illinois in the Oxford Regional on May 31.

2018: Third-Team All-ACC selection ... hit .243 with 23 runs, two doubles, nine homers, 26 RBIs, a .439 slugging percentage, .309 on-base percentage, 12 walks, three hit-by-pitches, five sacrifice bunts and three steals in 48 games (39 starts, including 15 at second base, 13 as the DH and 11 at third base) ... tied for the team lead in sacrifice bunts (5) ... committed only three errors (.967 fielding percentage) ... had 10 multiple-hit games ... hit .288 in 19 ACC regular-season games ... went 3-for-4 with a school-record-tying three homers and five RBIs against Charleston Southern on March 13; became the 14th Tiger and first since 2010 to hit three homers in a game ... went 2-for-4 with a walkoff homer in the 11th inning and two RBIs against Austin Peay on May 13.

2017: Hit .284 with 22 runs, six doubles, a triple, homer, 20 RBIs, a .345 on-base percentage, 16 walks, two hit-by-pitches and three steals in 57 games (54 starts, including 42 at third base and 12 at second base) ... had 13 multiple-hit games ... hit .329 with runners on base ... went 3-for-4 with an RBI against Wright State on Feb. 17; was his first game as a Tiger ... went 3-for-4 with his first career homer, three runs and a walk at Georgia Tech on March 31.

2016: Redshirted ... enrolled in January ... played for Upper Valley in the New England Collegiate Baseball League in the summer, where he hit .158 with two runs in seven games.

Before Clemson: Was 7-for-33 (.212) with one double and nine

RBIs in 24 games (five starts, two at second base, two at third base and one as the DH) at Louisiana State in 2015 ... coached by Paul Mainieri at Louisiana State ... drafted in the 39th round (No. 1,183 overall pick) by the Atlanta Braves ... No. 178 player in the nation by Perfect Game ... four-time all-region selection at King's Ridge Christian School ... region player-of-the-year as a senior ... hit .480 as a senior ... led his team to a 26-4 record and the state title as a senior ... first-team all-southeast region by Perfect Game as a senior ... hit .570 and was the team MVP as a junior ... invited to the Perfect Game National Showcase and Perfect Game East Coast Professional Showcase in 2013 ... member of the USA Baseball 17U Developmental team ... USA Baseball team selection in 2012 ... lettered four times at King's Ridge Christian School, where he was coached by Jason Couch.

Personal: Recognized for his mission trips and charity work ... his father, Paul, was a righthander at Louisiana State and played 14 seasons in the major leagues with the New York Mets, Atlanta Braves, Philadelphia Phillies, Kansas City Royals, Los Angeles Angels, Cleveland Indians and Boston Red Sox; has been an announcer on MLB telecasts ... graduated May 9, 2019 with a degree in parks, recreation & tourism management ... born Grayson Elijah Byrd on June 16, 1996 in Queens, N.Y.

BYRD'S OVERALL STATS

Year	AVG	G-S	AB	R	H	2B	3B	HR	RBI	OB%	SB
2015*	.212	24-5	33	9	7	1	0	0	9	.278	0-0
2017	.284	57-54	183	22	52	6	1	1	20	.345	3-4
2018	.243	48-39	148	23	36	2	0	9	26	.309	3-5
2019	.316	61-61	250	49	79	16	2	16	59	.394	4-7
Totals	.283	190-159	614	103	174	25	3	26	114	.353	10-16

* - Louisiana State

#50 ANDREW COKER

RHP • R-R • 6-2 • 190 • 1VL

Hartsville, S.C. • Hartsville HS

Righthander who was used in relief late in the 2019 season ... two-time ACC Academic Honor Roll member.

2019: ACC Academic Honor Roll member ... had an 0-0 record and a 3.00 ERA in three relief appearances ... in 3.0 innings pitched, he allowed four hits (.333 opponents' batting average), no homers and one walk ... pitched a hitless and scoreless ninth inning against College of Charleston on March 19; was his first career appearance ... played for Florence in the Coastal Plain League in the summer, where he was 1-1 with a 5.71 ERA and 11 strikeouts against four walks in 17.1 innings pitched over three starts.

2018: ACC Academic Honor Roll member ... did not appear in a game.

2017: Redshirted as a member of the developmental squad.

Before Clemson: Top-20 player in South Carolina by Diamond Prospects ... North-South All-Star Game selection ... three-time all-state and three-time all-region ... MVP of the 2015 Palmetto Games ... region player-of-the-year ... Mr. Baseball finalist ... team MVP as a senior ... led his team to a 29-2 record, four region titles and two lowerstate titles ... lettered four times in baseball at Hartsville High School, where he was coached by Tony Gainey.

Personal: His father, David, played golf at The Citadel from 1989-92 ... graduated Dec. 19, 2019 with a degree in management ... born David Andrew Coker on Jan. 5, 1998 in Hartsville, S.C.

COKER'S OVERALL STATS

Year	ERA	W-L	G-S	SV	IP	H	R	ER	BB	SO
2019	3.00	0-0	3-0	0	3.0	4	1	1	1	0

#19 BROOKS CRAWFORD

RHP • R-R • 6-4 • 215 • 4VL

Bishop, Ga. • Oconee County HS

Righthander who was one of the team's top long relievers in 2016 but saw less action in 2017 due to an illness during the second half of the season ... became a weekend starter in 2018 and was a starter and reliever in 2019 ... in 192.0 innings pitched over 73 appearances (28 starts) and four seasons, he had a 16-7 record, two saves and a 3.94 ERA while allowing 194 hits (.258 opponents' batting average) and 58 walks with 137 strikeouts ... two-time ACC Academic Honor Roll member.

2019: Drafted in the 29th round (No. 866 overall pick) by the San Francisco Giants and signed in June ... ACC Academic Honor Roll member ... had a 1-5 record, a save and 6.96 ERA in 14 appearances (10 starts) ... in 42.2 innings pitched, he allowed 58 hits (.307 opponents' batting average) and 14 walks with 31 strikeouts.

2018: ACC Academic Honor Roll member ... had an 8-2 record and a 3.24 ERA in 16 starts ... in 80.2 innings pitched, he allowed 71 hits (.234 opponents' batting average) and 18 walks with 58 strikeouts ... first in the ACC in wins in ACC regular-season games (6), tied for first in wins and tied for second in starts ... led the team in wins and innings pitched ... tied for the team lead in starts on the mound ... Clemson had a 14-2 record in his

16 starts ... did not allow more than six hits or four runs in any of his 16 starts ... only allowed nine runs on his eight homers ... pitched 6.2 innings in a starting role, allowing four hits, one run and no walks with a team-season-high 10 strikeouts to earn the win against Austin Peay on May 12.

2017: Had a 4-0 record and 1.23 ERA in 17 relief appearances ... in 22.0 innings pitched, he allowed 20 hits (.249 opponents' batting average), no homers and seven walks with 22 strikeouts ... led the team in ERA ... held opponents to a .130 batting average with two outs and .206 batting average with runners in scoring position ... pitched just twice after April 22 due to an illness ... pitched 1.0 innings in relief, allowing one hit, no runs and no walks with three strikeouts to earn the win against Elon on Feb. 24; combined with Charlie Barnes and Ryley Gilliam to set a school record with 23 strikeouts ... pitched 3.1 innings in relief, allowing two hits, no runs and no walks with four strikeouts against Vanderbilt in the Clemson Regional on June 5 ... played for Hyannis in the Cape Cod League in the summer, where he was 1-0 with a 4.68 ERA, .237 opponents' batting average and 16 strikeouts against 13 walks in 25.0 innings pitched over seven appearances (five starts).

2016: Had a 3-0 record, a save and a 3.66 ERA in 26 appearances (two starts) ... in 46.2 innings pitched, he allowed 45 hits (.254 opponents' batting average) and 19 walks with 26 strikeouts ... in 40.0 innings pitched over his 24 relief appearances, he was 3-0 with a 2.70 ERA, .243 opponents' batting average and 23 strikeouts ... allowed three earned runs (1.29 ERA) in 21.0 innings pitched after the sixth inning ... allowed only eight of 26 inherited baserunners to score ... pitched 2.2 innings in relief, allowing no hits and no runs with two strikeouts to earn his first career win against James Madison on Feb. 28 ... pitched 1.2 innings in relief, allowing one hit and no runs to record his first career save against No. 22 Boston College on March 19 ... played for Charlottesville in the Valley Baseball League in the summer, where he was 2-1 with a 2.01 ERA, .238 opponents' batting average and 15 strikeouts against seven walks in 22.1 innings pitched over four starts; Valley Baseball League All-Star Game selection.

Before Clemson: Team Elite member ... Athens Banner-Herald Player-of-the-Year as a senior ... team captain as a senior ... member of the region champions as a senior ... all-region selection as a sophomore, junior and senior ... won the team's best pitcher award as a sophomore and senior ... won the team's best hitter award as a junior and senior ... lettered four times in baseball and two times in basketball at Oconee County High School, where he was coached by Tom Gooch.

Personal: Graduated May 9, 2019 with a degree in sports communication ... born Jonathan Brooks Crawford on Aug. 19, 1996 in Athens, Ga.

CRAWFORD'S OVERALL STATS

Year	ERA	W-L	G-S	SV	IP	H	R	ER	BB	SO
2016	3.66	3-0	26-2	1	46.2	45	25	19	19	26
2017	1.23	4-0	17-0	0	22.0	20	4	3	7	22
2018	3.24	8-2	16-16	0	80.2	71	33	29	18	58
2019	6.96	1-5	14-10	1	42.2	58	39	33	14	31
Totals	3.94	16-7	73-28	2	192.0	194	101	84	58	137

#8 LOGAN DAVIDSON

SS • S-R • 6-3 • 195 • 3VL

Charlotte, N.C. • Providence HS

The everyday shortstop each of his three seasons at Clemson ... switch-hitter who had good speed and hit for power ... improved his defense immensely from his freshman year ... a career .290 hitter with a .530 slugging percentage and .403 on-base percentage in 187 games (187 starts) over three seasons ... had 45 doubles, two triples, 42 homers, 142 RBIs, 171 runs, 130 walks, 15 hit-by-pitches and 37 steals ... started every Clemson game of his career at shortstop ... had 21 career homers as a lefthanded batter and 21 as a righthanded batter ... 10th Tiger in history to hit double-digit homers in three different seasons ... first Tiger in history to total double-digit homers and double-digit steals in three different seasons ... two-time All-Atlantic Region selection ... two-time All-ACC selection ... three-time All-ACC Academic selection ... three-time ACC Academic Honor Roll member ... two-time Mitchell Award winner ... drafted two times in his career.

2019: Drafted in the first round (No. 29 overall pick) by the Oakland Athletics and signed in June; first Tiger shortstop drafted in the first round since 2002 (Khalil Greene) ... Golden Spikes Award Watch List member ... Brooks Wallace Award Watch List member ... second-team All-Atlantic Region by ABCA ... Second-Team All-ACC selection ... won the Mitchell Award, given to the team's most valuable player ... team co-captain ... first-team Academic All-American; Clemson's third in history and first since 2012 ... ACC Baseball Scholar-Athlete-of-the-Year ... All-ACC Academic selection ... ACC Academic Honor Roll member ... Clemson's top male ACC Scholar-Athlete (for all sports) ... hit .291 with 55 runs, 18 doubles, two triples, 15 homers, 55 RBIs, a .574 slugging percentage, .412 on-base percentage, 45 walks, seven hit-by-pitches and 17 steals in 61 games (61 starts at shortstop)

2019 SENIORS & PRO SIGNEES

... had a .969 fielding percentage, committing only nine errors ... first in the ACC in assists (186), tied for eighth in steals, tied for 10th in homers and tied for 10th in total bases (136) ... led the team in doubles, multiple-RBI games (17) and walks ... tied for the team lead in games, starts and triples ... one of three Tigers to start all 61 games ... had 16 multiple-hit games ... hit eight homers as a lefthanded batter and seven homers as a righthanded batter ... hit five homers in the first inning ... had a 56-game on-base streak from February to May; reached base in every game except the third game and 60th game ... had a 14-game hitting streak in March ... went 2-for-4 with a homer, double, three RBIs and a walk against No. 3 North Carolina on March 10; hit a walkoff two-run homer on a 2-2 pitch with two outs in the ninth inning to lift Clemson to a 5-4 win ... went 3-for-4 with a triple, RBI, three runs and a walk at No. 11 Georgia Tech on April 28; was 7-for-11 (.636) with a homer, triple, double, five RBIs, five runs and a .733 on-base percentage in the series.

2018: Brooks Wallace Award Watch List member ... third-team All-American by Baseball America ... second-team All-Atlantic Region by ABCA ... Second-Team All-ACC selection ... won the Mitchell Award, given to the team's most valuable player ... CoSIDA Academic All-District selection ... All-ACC Academic selection ... ACC Academic Honor Roll member ... hit .292 with 60 runs, 18 doubles, 15 homers, 46 RBIs, a .544 slugging percentage, .408 on-base percentage, 43 walks, six hit-by-pitches and 10 steals in 63 games (63 starts at shortstop) ... tied for fourth in the ACC in doubles, tied for fifth in total bases (136), seventh in runs and tied for seventh in homers ... led the team in hits (73), doubles, bunt singles (3) and steals ... tied for the team lead in games and starts ... committed only eight errors (.971 fielding percentage) ... his .971 fielding percentage was second highest (behind Jason Stolz in 2012) by a shortstop in Tiger history ... hit .340 with runners on base ... had 20 multiple-hit games, including a team-high six three-hit games, and 11 multiple-RBI games ... nine of his 15 homers came as a righthanded batter ... hit five homers in the first inning ... hit .343 with seven homers, five doubles, 20 RBIs and 16 runs in 14 May games ... had an 11-game hitting streak that started in 2017 (nine games) and ended in February ... named ACC Player-of-the-Week on April 30 for his five games from April 24-29; was 11-for-22 (.500) with four doubles, two homers, seven RBIs, nine runs and a .560 on-base percentage ... had a 20-game on-base streak from April to May ... had a 15-game hitting streak from April to May ... named one of 11 national players-of-the-week by Collegiate Baseball on May 14 for his five games from May 7-13; was 9-for-21 (.429) with three homers, three doubles, eight RBIs, seven runs and two steals ... earned All-ACC Tournament honors by going 4-for-15 (.267) with two homers, a double, seven RBIs and three runs in three games ... went 2-for-3 with a homer, double, two RBIs, three runs and two walks against No. 23 South Carolina on March 4; received the Bob Bradley Award, as he was 3-for-6 with a homer, double, two RBIs, five runs, eight walks, a .786 on-base percentage and two steals in the series ... went 2-for-4 with a go-ahead homer in the eighth inning, double, two runs and a hit-by-pitch at Wake Forest on April 20 ... went 3-for-3 with a homer, two doubles, four RBIs, four runs, two walks and two steals against Austin Peay on May 12 ... went 3-for-6 with two homers, three RBIs and four runs at Pittsburgh on May 17; became the first Tiger in history with a homer from both sides of the plate in one game ... went 3-for-6 with two homers, a double and a team-season-high seven RBIs against Notre Dame in the ACC Tournament on May 23; hit a homer from both sides of the plate in the fourth inning, a first for an inning in Tiger history; became the fifth Tiger in history with two homers in an inning; set Clemson's ACC Tournament record for RBIs in a game ... went 3-for-4 with a double, an RBI, a run and walk against Vanderbilt in the Clemson Regional on June 2 ... one of six participants in the College Home Run Derby in Omaha, Neb. on July 1; finished second with a derby-record-tying 58 points ... played for Falmouth in the Cape Cod League in the summer, where he hit .196 with three homers and 12 RBIs in 42 games.

2017: First-team freshman All-American by D1Baseball and Perfect Game ... second-team freshman All-American by Baseball America ... All-ACC Freshman selection ... All-ACC Academic selection ... ACC Academic Honor Roll member ... hit .286 with 56 runs, nine doubles, 12 homers, 41 RBIs, a .388 on-base percentage, 42 walks, two hit-by-pitches and 10 steals in 63 games (63 starts at shortstop) ... tied for fourth in the nation in homers by a freshman and tied for first among Power Five Conference teams ... seventh in the ACC in walks ... led the team in at-bats (241) and sacrifice flies (6) ... tied for the team lead in games and starts ... first Tiger shortstop to hit double-digit homers in a season since 2007 (Taylor Harbin) ... had a .403 on-base percentage in ACC regular-season games ... had 20 multiple-hit games ... had 13 multiple-RBI games ... seven of his 12 homers came as a lefthanded batter ... had a 21-game on-base streak from March to April ... Clemson Regional All-Tournament selection after going 10-for-23 (.435) with a homer, double, four RBIs and two runs in five games ... went 4-for-5 with a homer, two RBIs and three runs against Virginia Tech on April 7; was 6-for-9 with three

RBIs, seven runs and three walks in the series ... hit a go-ahead two-run homer in the seventh inning and had three RBIs against UNC Greensboro in the Clemson Regional on June 4 ... one of six participants in the College Home Run Derby in Omaha, Neb. on July 1 ... played for Falmouth in the Cape Cod League in the summer, where he hit .210 with 19 runs, four doubles, a homer, eight RBIs, 20 walks and three steals in 37 games.

Before Clemson: Drafted in the 30th round (No. 887 overall pick) by the Philadelphia Phillies ... No. 131 draft prospect in the nation by Baseball America ... North Carolina Gatorade Player-of-the-Year as a senior ... All-American as a senior ... led his team to the state title as a junior ... lettered four times in baseball at Providence High School, where he was coached by Danny Hignight.

Personal: His father, Mark, played at Clemson in 1982 and was a student assistant coach on the 2018 Clemson baseball team; Mark hit .336 with eight homers, 16 doubles, two triples, 50 RBIs, 58 runs and 18 steals in 59 games in 1982; Mark played six years in the majors with the Twins and Astros from 1986-91; Mark earned a World Series championship ring with the Twins in 1987 ... his sister, Taylor, was a standout on the Stanford tennis team from 2013-17; ITA All-American in doubles as a sophomore and junior ... graduated May 9, 2019 with a degree in management in only six semesters; had a 3.99 cumulative GPA, making only one B in his college career ... born Logan Douglas Davidson on Dec. 26, 1997 in Charlotte, N.C.

DAVIDSON'S OVERALL STATS

Year	AVG	G-S	AB	R	H	2B	3B	HR	RBI	OB%	SB
2017	.286	63-63	241	56	69	9	0	12	41	.388	10-13
2018	.292	63-63	250	60	73	18	0	15	46	.408	10-13
2019	.291	61-61	237	55	69	18	2	15	55	.412	17-20
Totals	.290	187-187	728	171	211	45	2	42	142	.403	37-46

#41 BO GOBIN

RHP • R-R • 5-11 • 195 • 2VL

Summerville, S.C. • Summerville HS

Righthander who was a reliever in his two active seasons ... in 4.2 innings pitched over nine relief appearances and two seasons, he had an 0-0 record and a 13.50 ERA while allowing 12 hits, no homers and four walks with four strikeouts ... two-time ACC Academic Honor Roll member.

2019: ACC Academic Honor Roll member ... had an 0-0 record and a 10.80 ERA in four relief appearances ... in 1.2 innings pitched, he allowed four hits, no homers and one walk with two strikeouts.

2018: ACC Academic Honor Roll member ... had an 0-0 record and a 15.00 ERA in five relief appearances ... in 3.0 innings pitched, he allowed eight hits, no homers and three walks with two strikeouts.

2017: Redshirted as a member of the developmental squad.

Before Clemson: North-South All-Star Game selection ... Lowcountry player-of-the-year ... state pitcher-of-the-year ... AAAA player-of-the-year ... all-region and All-Lowcountry ... helped his team to the state title and region championship ... lettered three times in baseball at Summerville High School, where he was coached by Banks Faulkner.

Personal: Pronounced GOH-bihn ... graduated May 9, 2019 with a degree in marketing in only six semesters ... born Michael Bollech Gobin on July 26, 1998 in Hilton Head Island, S.C.

GOBIN'S OVERALL STATS

Year	ERA	W-L	G-S	SV	IP	H	R	ER	BB	SO
2018	15.00	0-0	5-0	0	3.0	8	5	5	3	2
2019	10.80	0-0	4-0	0	1.2	4	2	2	1	2
Totals	13.50	0-0	9-0	0	4.2	12	7	7	4	4

#9 JORDAN GREENE

INF • R-R • 5-8 • 160 • 4VL

Fort Mill, S.C. • Charlotte Country Day (N.C.) School

Second baseman who saw significant action at third base in 2016 and became the everyday starter at second base in 2017 ... was the predominant starter at second base in 2018 and was the same in 2019 ... a career .252 hitter with a .355 slugging percentage and .360 on-base percentage in 190 games (156 starts) over four seasons ... had 28 doubles, 10 homers, 70 RBIs, 102 runs, 98 walks, two hit-by-pitches and 21 steals.

2019: Hit .248 with 23 runs, nine doubles, four homers, 24 RBIs, a .389 slugging percentage, .318 on-base percentage, 18 walks and five steals in 45 games (38 starts, including 36 at second base, one in left field and one as the DH) ... had a .975 fielding percentage, committing only five errors ... tied for third in the ACC in sacrifice flies (6) ... led the team in sacrifice flies ... was 5-for-15 with a .444 on-base percentage in seven games off the bench ... went 2-for-3 with a homer, two RBIs, two runs and a steal against Charlotte on Feb. 18 ... went 1-for-2 with the go-ahead two-run homer in the seventh inning, two runs and two walks in the first game of a doubleheader against Virginia Military on Feb. 23 ... went 1-for-2 with a homer and four RBIs against College of Charleston on March 19 ... went 2-for-5 with a double

and two RBIs at No. 11 Georgia Tech on April 28; was 7-for-14 with three doubles, four RBIs and three runs in the series ... went 2-for-2 with a walk off the bench against Boston College in the ACC Tournament on May 21; was 4-for-6 with an RBI, two runs and a walk in the ACC Tournament.

2018: Hit .250 with 36 runs, six doubles, five homers, 21 RBIs, a .404 slugging percentage, .398 on-base percentage, 33 walks, a hit-by-pitch and eight steals in 48 games (40 starts, including 38 at second base and two as the DH) ... committed only seven errors (.958 fielding percentage) ... had a .455 on-base percentage against lefthanders ... hit .299 with five homers, 15 RBIs, 27 runs, a .455 on-base percentage and six steals in 26 games in the No. 9 spot in the lineup ... hit a walkoff homer against No. 13 Florida State on May 7 ... went 2-for-4 with a walkoff single in the 10th inning, run and walk against Morehead State in the Clemson Regional on June 1 ... played for Harwich in the Cape Cod League in the summer, where he played 10 games.

2017: Hit .263 with 21 runs, nine doubles, 18 RBIs, a .332 on-base percentage, 21 walks and five steals in 59 games (51 starts, including 50 at second base and one in left field) ... tied for the team lead in sacrifice bunts (5) ... committed only six errors (.977 fielding percentage) ... had 12 two-out RBIs among his 18 total RBIs ... had 17 multiple-hit games ... hit .297 with two outs ... hit .300 and committed only one error (.993 fielding percentage) in ACC regular-season games ... Clemson Regional All-Tournament selection after totaling two hits, an RBI, a run, steal and no errors in 21 chances in five games ... went 2-for-2 with a double, two runs and two walks against Yale on March 15; was 4-for-5 with four runs and three walks in the series ... went 2-for-4 with two runs and a one-out single to start Clemson's ninth-inning rally against No. 17 Wake Forest on April 21 ... played for Front Royal in the Valley Baseball League in the summer, where he hit .297 with 15 runs, six doubles, a homer, 16 RBIs, a .404 on-base percentage and four steals in 25 games.

2016: Hit .235 with 22 runs, four doubles, one homer, seven RBIs, a .422 on-base percentage, 26 walks, one hit-by-pitch and three steals in 38 games (27 starts, including 25 at third base, one at second base and one as the DH) ... was 2-for-4 as a pinch-hitter ... hit .298 with a .468 on-base percentage in 23 home games ... was 8-for-18 (.444) with a .630 on-base percentage when leading off an inning ... hit .333 with 13 walks against only two strikeouts and a .550 on-base percentage in 13 non-conference, regular-season games ... hit the go-ahead, run-scoring single in the eighth inning against Pittsburgh on April 3 ... went 1-for-3 with two runs and two walks at Georgia on April 5; led off the ninth inning with a walk and scored the go-ahead run ... went 1-for-2 with his first career homer, three runs, three walks and a steal against Furman on May 4 ... played for Gastonia in the Coastal Plain League in the summer, where he hit .171 with six runs, three doubles, four RBIs and two steals in 26 games; did not commit an error in 87 chances.

Before Clemson: Lettered four times in baseball and one time in football at Charlotte Country Day (N.C.) School, where he was coached by Mike Hennessey.

Personal: His father, Anthony, was a defensive back on the Wake Forest football team in the 1980s ... graduated Aug. 10, 2018 with a degree in economics ... born Jordan Everett Greene on June 3, 1996 in Marietta, Ga.

GREENE'S OVERALL STATS

Year	AVG	G-S	AB	R	H	2B	3B	HR	RBI	OB%	SB
2016	.235	38-27	81	22	19	4	0	1	7	.422	3-4
2017	.263	59-51	198	21	52	9	0	0	18	.332	5-7
2018	.250	48-40	136	36	34	6	0	5	21	.398	8-9
2019	.248	45-38	149	23	37	9	0	4	24	.318	5-6
Totals	.252	190-156	564	102	142	28	0	10	70	.360	21-26

#40 OWEN GRIFFITH

RHP • R-R • 6-1 • 195 • 3VL

Aiken, S.C. • South Aiken HS

Saw limited action during the first half of the 2017 season, but became one of the team's top relievers late in the year ... was used out of the bullpen in 2018 and 2019 ... in 59.1 innings pitched over 48 relief appearances and three seasons, he had a 3-4 record, one save and a 4.55 ERA while allowing 52 hits (.229 opponents' batting average) and 38 walks with 73 strikeouts.

2019: Drafted in the 20th round (No. 599 overall pick) by the Minnesota Twins and signed in June ... had a 2-2 record and 5.40 ERA in 24 relief appearances ... in 30.0 innings pitched, he allowed 26 hits (.230 opponents' batting average), two homers and 22 walks with 41 strikeouts ... allowed no steals in three attempts ... held opponents to a .176 batting average with two outs ... pitched 3.0 innings in relief, allowing three hits, no earned runs and one walk with six strikeouts to earn the win against No. 11 Coastal Carolina on March 13 ... pitched 3.0 innings in relief, allowing no hits, no runs and one walk with four strikeouts to earn the win at Coastal Carolina on May 14.

2018: Had an 0-0 record, one save and a 6.14 ERA in 12 relief appearances ... in 14.2 innings pitched, he allowed 18 hits and

2019 SENIORS & PRO SIGNED

13 walks with 18 strikeouts ... played for Brewster in the Cape Cod League in the summer, where he was 1-0 with a save, 3.52 ERA and 10 strikeouts in 15.1 innings pitched over eight relief appearances.

2017: Had a 1-2 record and 1.23 ERA in 12 relief appearances ... in 14.2 innings pitched, he allowed eight hits (.151 opponents' batting average), no homers and three walks with 14 strikeouts ... stranded all nine of his inherited baserunners ... held opponents to 1-for-25 (.040) with runners on base and 3-for-22 (.136) with two outs ... held righthanded batters to a .121 batting average ... pitched 4.1 innings in relief, allowing one hit, no runs and one walk with five strikeouts to earn his first career win against UNC Greensboro in the Clemson Regional on June 4.

Before Clemson: East Coast Professional Showcase ... played in the Palmetto Games ... third-team All-American by Perfect Game ... No. 3 player in South Carolina by Perfect Game ... No. 1 pitcher in South Carolina by Perfect Game ... lettered three times in baseball and two times in football at South Aiken High School, where he was coached by Bob Polewski.

Personal: Majoring in management ... born Owen Sinclair Griffith on Feb. 6, 1998 in Aiken, S.C.

GRIFFITH'S OVERALL STATS

Year	ERA	W-L	G-S	SV	IP	H	R	ER	BB	SO
2017	1.23	1-2	12-0	0	14.2	8	5	2	3	14
2018	6.14	0-0	12-0	1	14.2	18	10	10	13	18
2019	5.40	2-2	24-0	0	30.0	26	20	18	22	41
Totals	4.55	3-4	48-0	1	59.1	52	35	30	38	73

#17 JUSTIN HAWKINS

INF • R-R • 6-3 • 205 • 2VL

Prosperity, S.C. • USC Sumter

One of the team's strongest players who played at a variety of infield positions ... a career .218 hitter with a .398 slugging percentage and .335 on-base percentage in 54 games (39 starts) over two seasons ... had six doubles, six homers, 27 RBIs, 20 runs, 23 walks, a hit-by-pitch and two steals ... two-time ACC Academic Honor Roll member.

2019: ACC Academic Honor Roll member ... hit .226 with 13 runs, three doubles, four homers, 19 RBIs, a .387 slugging percentage, .321 on-base percentage, 13 walks and two steals in 33 games (24 starts, including 21 at third base, two at second base and one as the DH) ... hit .353 with runners in scoring position ... went 2-for-4 with a grand slam against Duke on April 21 ... went 2-for-5 with the game-tying two-run homer in the eighth inning at No. 11 Georgia Tech on April 28 ... hit a three-run homer against No. 7 Louisville in the ACC Tournament on May 23.

2018: ACC Academic Honor Roll member ... hit .200 with seven runs, three doubles, two homers, eight RBIs, a .425 slugging percentage, .365 on-base percentage, 10 walks and a hit-by-pitch in 21 games (15 starts, including six at second base, six as the DH and three at third base) ... committed only one error (.968 fielding percentage) ... hit a pinch-hit, two-run homer against Furman on Feb. 20 ... went 2-for-3 with a double and run against No. 23 South Carolina on March 4.

Before Clemson: Second-team All-American at USC Sumter ... played multiple seasons at USC Sumter, where he was coached by Tim Medlin ... member of the 2015 American Legion World Series champion, as he was named MVP of the tournament ... all-state and all-region selection at Mid-Carolina High School ... lettered four times in baseball at Mid-Carolina High School, where he was coached by Daniel Gregory.

Personal: His father, Scottie, played baseball at USC Aiken and USC Salkehatchie ... graduated May 9, 2019 with a degree in communication ... born Justin Scott Hawkins on Aug. 30, 1996 in Newberry, S.C.

HAWKINS' OVERALL STATS

Year	AVG	G-S	AB	R	H	2B	3B	HR	RBI	OB%	SB
2018	.200	21-15	40	7	8	3	0	2	8	.365	0-0
2019	.226	33-24	93	13	21	3	0	4	19	.321	2-2
Totals	.218	54-39	133	20	29	6	0	6	27	.335	2-2

#39 TRAVIS MARR

RHP • R-R • 6-3 • 210 • 2VL

Castle Rock, Colo. • Regis Jesuit HS

One of Clemson's top long relievers in 2018 and served in the same role in 2019 ... in 76.2 innings pitched over 41 appearances (three starts) and three seasons, he had an 8-2 record and a 6.10 ERA while allowing 97 hits (.317 opponents' batting average) and 27 walks with 62 strikeouts ... three-time ACC Academic Honor Roll member.

2019: ACC Academic Honor Roll member ... had a 2-0 record and 6.39 ERA in 18 appearances (one start) ... in 31.0 innings pitched, he allowed 43 hits (.339 opponents' batting average) and six walks with 27 strikeouts ... only allowed one steal in four attempts ... had a 1-0 record, 2.70 ERA and nine strikeouts in 10.0 innings pitched over seven relief appearances at night ... had a 1-0 record and 1.64 ERA in 11.0 innings pitched over five

relief appearances against top-25 ranked teams ... pitched 2.0 innings in relief, allowing one hit, no runs and no walks with one strikeout to earn the win against College of Charleston at Columbia, S.C. on March 20 ... pitched 4.1 innings in relief, allowing three hits, no runs and one walk with two strikeouts to earn the win at No. 11 Georgia Tech on April 28; pitched 5.2 scoreless innings over two relief appearances in the series.

2018: All-ACC Academic selection ... ACC Academic Honor Roll member ... had a 6-2 record and 6.04 ERA in 22 appearances (two starts) ... in 44.2 innings pitched, he allowed 54 hits and 21 walks with 33 strikeouts ... allowed only one steal in four attempts ... had a 1.98 ERA in 13.2 innings pitched after the sixth inning ... pitched a hitless inning in relief to earn his first career win in the first game of a doubleheader at No. 11 Louisville on March 25 ... pitched 2.0 innings in relief, allowing one hit, no runs and no walks with three strikeouts to earn the win at Furman on March 27 ... pitched 3.1 innings in relief, allowing one hit, no runs and one walk with two strikeouts to earn the win against Boston College on March 31 ... played for Hyannis in the Cape Cod League in the summer, where he was 0-2 with a 9.90 ERA and eight strikeouts in 10.0 innings pitched over three starts.

2017: ACC Academic Honor Roll member ... had an 0-0 record and 0.00 ERA in one relief appearance ... in 1.0 innings pitched, he allowed no hits (.000 opponents' batting average) and no walks with two strikeouts ... received a medical redshirt ... pitched a perfect eighth inning with two strikeouts against Elon on Feb. 25; was his first career appearance.

Before Clemson: Two-time all-state selection ... played two times in the Futures vs. All-Stars at Coors Field ... Perfect Game National participant ... lettered three times in baseball at Regis Jesuit High School, where he was coached by Matt Darr.

Personal: Graduated Aug. 9, 2019 with a degree in management ... born Travis John Marr on July 8, 1997 in Denver, Colo.

MARR'S OVERALL STATS

Year	ERA	W-L	G-S	SV	IP	H	R	ER	BB	SO
2017	0.00	0-0	1-0	0	1.0	0	0	0	0	2
2018	6.04	6-2	22-2	0	44.2	54	31	30	21	33
2019	6.39	2-0	18-1	0	31.0	43	22	22	6	27
Totals	6.10	8-2	41-3	0	76.2	97	53	52	27	62

#48 LUKE SOMMERFELD

RHP • R-R • 6-6 • 240 • 1VL

Elm Grove, Wis. • Saint Louis University

First-year Tiger who transferred from Saint Louis after a four-year career with the Billikens ... was a long reliever in 2019 ... in 127.2 innings pitched over 76 appearances (four starts) and five seasons, including four at Saint Louis and one at Clemson, he had a 4-4 record, four saves and a 4.65 ERA while allowing 120 hits (.249 opponents' batting average) and 83 walks with 113 strikeouts.

2019: Signed a free-agent contract with the Detroit Tigers in August ... ACC Academic Honor Roll member ... had an 0-2 record and a 7.04 ERA in 14 relief appearances ... in 23.0 innings pitched, he allowed 28 hits (.301 opponents' batting average) and nine walks with 22 strikeouts ... held opponents to a .160 batting average with two outs ... had a 2.84 ERA and 15 strikeouts in 12.2 innings pitched after the seventh inning.

Before Clemson: Played four seasons at Saint Louis, where he graduated from and was 4-2 with four saves, a 4.13 ERA and 91 strikeouts against 74 walks in 104.2 innings pitched over 62 appearances (four starts) from 2015-18; coached by Darin Hendrickson ... two-time all-conference at Brookfield Central High School ... member of the state championship team as a senior ... team captain as a junior and senior ... lettered four times in baseball and two times in volleyball at Brookfield Central High School, where he was coached by Jeff Bigler.

Personal: Pronounced SUH-muhr-fehl ... majoring in athletic leadership ... born Luke Kent Sommerfeld on July 8, 1996 in Milwaukee, Wis.

SOMMERFELD'S OVERALL STATS

Year	ERA	W-L	G-S	SV	IP	H	R	ER	BB	SO
2015*	5.46	2-0	21-1	1	31.1	22	20	19	25	28
2016*	5.00	1-2	16-3	0	27.0	32	22	15	23	22
2017*	3.86	0-0	2-0	1	4.2	6	2	2	3	4
2018*	2.59	1-0	23-0	2	41.2	32	20	12	23	37
2019	7.04	0-2	14-0	0	23.0	28	19	18	9	22
Totals	4.65	4-4	76-4	4	127.2	120	83	66	83	113

* - Saint Louis

#10 KYLE WILKIE

C • R-R • 5-11 • 205 • 3VL

Cumming, Ga. • Creekview HS

Served as a backup catcher for most of the 2017 season, but became the starter with the late-season injury to Chris Williams ... continued his hot hitting from 2017 and was one of the team's best hitters as the everyday catcher in 2018 and 2019 ... a career .307 hitter with a .431 slugging percentage and .400 on-base percentage in 144 games (134 starts) over three seasons ... had

25 doubles, a triple, 11 homers, 86 RBIs, 81 runs, 71 walks, nine hit-by-pitches and seven steals ... was 19-for-42 (.452) with two homers, three doubles, 10 RBIs, five runs, a .521 on-base percentage and a steal in 12 NCAA Tournament starts ... two-time All-ACC selection ... two-time Clemson Regional All-Tournament selection ... two-time ACC Academic Honor Roll member.

2019: Drafted in the 12th round (No. 364 overall pick) by the Pittsburgh Pirates and signed in June ... Buster Posey Award Watch List member ... Third-Team All-ACC selection ... All-ACC Academic selection ... ACC Academic Honor Roll member ... hit .307 with 41 runs, 14 doubles, six homers, 41 RBIs, a .454 slugging percentage, .385 on-base percentage, 26 walks, four hit-by-pitches and five steals in 58 games (56 starts, including 52 at catcher and four as the DH) ... third in the ACC in runners caught stealing (15) ... tied for the team lead in sacrifice bunts (2) ... had 18 multiple-hit games ... hit a team-high .355 with runners in scoring position ... reached base in the first two games of the season and had a 41-game on-base streak over two seasons ... had a 10-game hitting streak from February to March ... had a 20-game on-base streak from April to May ... hit a two-out double in the 10th inning and scored the go-ahead run at No. 16 NC State on May 11 ... went 2-for-4 with a homer, double and three RBIs against No. 7 Louisville in the ACC Tournament on May 23 ... went 4-for-5 with a double and three RBIs against Illinois in the Oxford Regional on May 31.

2018: Third-Team All-ACC selection ... won the Tiger Baseball Award, given to the team's best leader ... hit .324 with 35 runs, 10 doubles, five homers, 40 RBIs, a .440 slugging percentage, .422 on-base percentage, 34 walks, five hit-by-pitches, four sacrifice bunts and two steals in 62 games (62 starts at catcher) ... led the team in batting average and multiple-hit games (22) ... tied for the team lead in two-out RBIs (26) ... allowed only 26 steals in 42 attempts ... made at least one start at every spot in the batting order except leadoff ... hit a team-high .368 with a .479 on-base percentage with runners on base ... hit a team-high .397 with a .506 on-base percentage with runners in scoring position ... hit a team-high .484 with runners in scoring position and two outs ... hit a team-high .392 with two outs ... had 10 multiple-RBI games ... hit a team-high .396 in 28 night games ... hit .522 with four homers, three doubles, 16 RBIs, nine runs, a 1.174 slugging percentage and .656 on-base percentage in seven postseason games ... ended the season on a 39-game on-base streak from March to May ... ended the season on a 29-game hitting streak from April to May, the fourth longest in Tiger history; was 49-for-117 (.419) with four homers, six doubles, 25 RBIs and a .496 on-base percentage; before his hitting streak, he was hitting .212, therefore he raised his batting average 112 points ... Clemson Regional All-Tournament selection after going 7-for-16 with a homer, double, five RBIs, two runs and a steal in four games ... went 2-for-5 with two RBIs and a walkoff single in the 10th inning against Winthrop on Feb. 27 ... hit a go-ahead, run-scoring double in the eighth inning at Wake Forest on April 21 ... went 2-for-5 with a game-tying, two-run double in the sixth inning against No. 20 St. John's in the Clemson Regional on June 3 ... went 2-for-3 with a two-run homer and walk against Vanderbilt in the Clemson Regional on June 3 ... played for Hyannis in the Cape Cod League in the summer, where he hit .226 with seven RBIs in 24 games.

2017: ACC Academic Honor Roll member ... hit .235 with five runs, a double, triple, five RBIs, a .371 on-base percentage and 11 walks in 24 games (18 starts at catcher) ... tied for the team lead in sacrifice bunts (5) ... hit .333 against righthanders ... was 4-for-12 with four walks as the leadoff batter of an inning ... Clemson Regional All-Tournament selection after going 5-for-13 with a double, an RBI, two runs, three walks and a .500 on-base percentage in five games ... went 1-for-3 with a walk and threw out all three basestealers at second base against Duke in the ACC Tournament on May 23 ... went 3-for-3 with two runs against UNC Greensboro in the Clemson Regional on June 4 ... went 2-for-3 with a double, an RBI and a walk against Vanderbilt in the Clemson Regional on June 4 ... played for Martinsville in the Coastal Plain League in the summer, where he hit .259 with 15 runs, five doubles, 14 RBIs and a .365 on-base percentage in 31 games (25 starts).

Before Clemson: Two-time all-state in baseball and all-state in football ... top-500 player in the nation by Perfect Game ... three-year starting quarterback at Creekview High School; was 527-948 passing for 7,183 yards and 60 touchdowns along with 794 yards and 18 touchdowns on 297 carries in his career ... lettered four times in baseball and four times in football at Creekview High School, where he was coached by Mike Naysman.

Personal: Majoring in sports communication ... born Kyle Edwin Wilkie on Oct. 20, 1997 in Canton, Ga.

WILKIE'S OVERALL STATS

Year	AVG	G-S	AB	R	H	2B	3B	HR	RBI	OB%	SB
2017	.235	24-18	51	5	12	1	1	0	5	.371	0-0
2018	.324	62-60	216	35	70	10	0	5	40	.422	2-3
2019	.307	58-56	218	41	67	14	0	6	41	.385	5-7
Totals	.307	144-134	485	81	149	25	1	11	86	.400	7-10

2019 SEASON REVIEW

The 122nd edition of Clemson baseball saw the Tigers jump out to a 24-7 record and 11-3 ACC mark. But the Tigers, who registered their 55th consecutive winning season, staggered down the stretch. Nevertheless, Clemson fought its way to its 11th NCAA Tournament appearance in a row, one of only five schools that can make that claim.

Led by fourth-year Head Coach Monte Lee, the Tigers finished the season with a 35-26 overall record and 15-15 ACC mark. Clemson was at its best against the top competition, with a 9-8 record against top-25 teams and 6-3 mark versus top-10 foes. That included a three-game sweep of No. 3 North Carolina and three wins in four games against a top-10 Louisville squad.

The Tigers were ranked in the top 25 in each of the first 10 polls of the season to extend their streak (dating to 2016) to 55 consecutive polls. But unlike the previous three seasons, the Tigers struggled in close games, as 16 of their 26 losses were by one run, two runs or in extra innings.

Clemson turned to many new faces to play vital roles on the 2019 team. A total of 25 Tigers started at least one game, including 16 offensive players who started at least eight games.

The 2019 season marked the first time since 2010 the Tigers totaled at least 80 homers and 80 steals. Fourteen Tigers accounted for the 82 long balls, 11th most in the nation, and 13 Tigers contributed to the 91 steals, their most since 2013. The Tigers hit a home run in each of their first 11 games of the year after hitting a homer in each of their last two games of 2018. The 13-game streak tied a school record.

Leading the way at the plate was senior Grayson Byrd, who was an All-American and First-Team All-ACC selection. Byrd was one of six All-ACC Tigers, tied for most in the league. He hit .316 with 16 homers and 59 RBIs. Byrd also totaled 11 homers in the last 18 games and led the team in batting average, hits (79), homers, RBIs and slugging percentage (.588).

2019 STARTS BY POSITION

PITCHER

#	Player	GS
30	Davis Sharpe	14
20	Mat Clark	11
19	Brooks Crawford	10
46	Keyshawn Askew	9
32	Jacob Hennessy	6
25	Jackson Lindley	6
12	Justin Wroblewski	3
45	Holt Jones	1
39	Travis Marr	1

CATCHER

#	Player	GS
10	Kyle Wilkie	52
31	Adam Hackenberg	9

FIRST BASE

#	Player	GS
44	Bryar Hawkins	30
4	Grayson Byrd	25
30	Davis Sharpe	6

SECOND BASE

#	Player	GS
9	Jordan Greene	36
5	Sam Hall	20
15	James Parker	3
17	Justin Hawkins	2

SHORTSTOP

#	Player	GS
8	Logan Davidson	61

THIRD BASE

#	Player	GS
4	Grayson Byrd	21
17	Justin Hawkins	21
15	James Parker	12
5	Sam Hall	7

LEFT FIELD

#	Player	GS
5	Sam Hall	21
4	Grayson Byrd	15
35	Chad Fahey	9
6	Elijah Henderson	8
1	Kier Meredith	6
9	Jordan Greene	1
16	Bo Majkowski	1

CENTER FIELD

#	Player	GS
13	Bryce Teodosio	54
5	Sam Hall	7

RIGHT FIELD

#	Player	GS
11	Michael Green	27
16	Bo Majkowski	27
1	Kier Meredith	6
26	Matt Cooper	1

DESIGNATED HITTER

#	Player	GS
30	Davis Sharpe	28
44	Bryar Hawkins	16
35	Chad Fahey	8
10	Kyle Wilkie	4
1	Kier Meredith	2
26	Matt Cooper	1
9	Jordan Greene	1
17	Justin Hawkins	1

Note: **Bold** denotes returning player; 53.0 percent of the starts return in 2020.

2019 TEAM ACCOMPLISHMENTS

- Clemson had its 55th-consecutive winning season.
- The Tigers played in their 44th all-time NCAA regional when they played in the Oxford (Miss.) Regional.
- Clemson became one of only five schools in the country to play in the NCAA Tournament each of the last 11 seasons. The others are Florida, Florida State, Texas A&M and Vanderbilt.
- Clemson became one of only 13 schools in the country to play in the NCAA Tournament each of the last four seasons under Head Coach Monte Lee.
- Clemson had a 9-8 record against top-25 teams, all of which were in the top 16. The Tigers were also 6-3 against top-10 teams.
- Clemson scored at least one run in all 61 games in 2019 to extend its streak to 106 games.
- Clemson was 11th in the nation in home runs (82).
- Clemson hit a homer in 13 consecutive games, the last two games of 2018 and the first 11 of 2019. The 13-game streak tied a Tiger record.
- Six Tigers earned All-ACC honors, tied for most in the ACC.
- The Tigers averaged 4,735 fans per home date (30), the ninth-highest figure in the nation and first in the ACC.

Logan Davidson, the Mitchell Award winner as the team's most valuable player, hit .291 with 15 homers, 55 RBIs and 17 steals while committing only nine errors at shortstop. The Second-Team All-ACC selection had a 56-game on-base streak and became the first Tiger in history to total both double-digit homers and double-digit steals in three different seasons. Davidson was also named ACC Baseball Scholar-Athlete-of-the-Year and Clemson's top male ACC Scholar-Athlete for all sports in 2019 thanks in large part to his 3.99 cumulative GPA and graduating in only six semesters. He was a first-team Academic All-American, Clemson's third in history, as well.

Kyle Wilkie earned Third-Team All-ACC honors after hitting .307 with six homers and 41 RBIs, while Michael Green sparked the lineup late in the season after missing over half the season with an injury. He ended the season on a 14-game hitting streak, hitting .393 during the streak. Sam Hall added an ACC-high 30 steals, the most by a Tiger since 1994, while starting at least six games at five different positions.

Davis Sharpe and Mat Clark were both in the weekend rotation most of the season and were the most consistent pitchers on the 2019 staff. Sharpe was a Second-Team All-ACC selection, Clemson's first freshman to be an All-ACC pitcher since 2000, and a first-team freshman All-American. He was 7-4 with a 3.20 ERA, .205 opponents' batting average and a team-high 84 strikeouts in 84.1 innings pitched. He also hit .264 with three homers and 18 RBIs in 38 games on offense, as he was a finalist for the John Olerud Two-Way Player-of-the-Year Award.

Clark was a Third-Team All-ACC selection who earned the Stowe Award as the team's most valuable pitcher. Clark, who moved into the weekend rotation in March, was 9-3 with a 3.21 ERA, .202 opponents' batting average and 60 strikeouts in 73.0 innings pitched.

Carson Spiers, a Third-Team All-ACC selection, led the team in appearances (30) and saves (11), as he had a 3.59 ERA, .220 opponents' batting average and 44 strikeouts in 47.2 innings pitched. Spiers also received the Tiger Baseball Award as the team's best leader.

Clemson again received acclaim for its academic prowess, as the program was one of only 15 in the nation and one of only two in the ACC with a 1,000 APR score.

The Tigers opened the season on a nine-game home-stand and won seven of their first eight games. Clemson won two of three games against South Alabama to open the year. In the doubleheader on Feb. 16, Sharpe made his Tiger debut. In the first game, he tossed 5.0 scoreless innings of two-hit ball with eight strikeouts to earn the win. In the second game, he made his offensive debut and hit two homers with three RBIs. He was a na-

2019 INDIVIDUAL HONORS

#4 GRAYSON BYRD • INF/OF • *SR.

- Third-team All-American by Collegiate Baseball
- First-team All-Atlantic Region by ABCA
- First-Team All-ACC selection
- National player-of-the-week by Collegiate Baseball (5-20)
- National field player-of-the-week by College Sports Madness (5-20)
- ACC Player-of-the-Week (4-1)
- ACC Player-of-the-Week (5-20)

#20 MAT CLARK • LHP • *SO.

- National Pitcher-of-the-Year Award Watch List
- First-team All-Atlantic Region by ABCA
- Third-Team All-ACC selection
- All-ACC Tournament selection
- Stowe Award (team most valuable pitcher)
- All-ACC Academic selection
- National player-of-the-week by Collegiate Baseball (5-27)

#8 LOGAN DAVIDSON • SS • JR.

- Golden Spikes Award Watch List
- Brooks Wallace Award Watch List
- Second-team All-Atlantic Region by ABCA
- Second-Team All-ACC selection
- Mitchell Award (team most valuable player)
- First-team Academic All-American by CoSIDA
- ACC Baseball Scholar-Athlete-of-the-Year
- All-ACC Academic selection
- Clemson's top male ACC Scholar-Athlete (for all sports)

#5 SAM HALL • OF/INF • SO.

- Bob Bradley Award (team MVP of South Carolina series)

#30 DAVIS SHARPE • RHP/1B • FR.

- National Pitcher-of-the-Year Award Watch List
- John Olerud Two-Way Player-of-the-Year Award finalist
- First-team freshman All-American by Baseball America
- First-team freshman All-American by D1Baseball
- First-team freshman All-American by Perfect Game
- Freshman All-American by Collegiate Baseball
- Second-team freshman All-American by NCBWA
- Second-Team All-ACC selection (starting pitcher)
- All-ACC Freshman selection
- National player-of-the-week by Collegiate Baseball (2-25)
- ACC Player-of-the-Week (2-18)
- Midseason national freshman-of-the-year by D1Baseball (4-4)

#23 CARSON SPIERS • RHP • JR.

- NCBWA Stopper-of-the-Year Award Watch List
- Third-Team All-ACC selection
- Tiger Baseball Award (leadership)
- All-ACC Academic selection

#10 KYLE WILKIE • C • JR.

- Buster Posey Award Watch List
- Third-Team All-ACC selection
- All-ACC Academic selection

tional player-of-the-week and ACC Player-of-the-Week for his efforts.

After a midweek win against Charlotte, Clemson swept Virginia Military in three games. In the second game, Sharpe tossed 6.0 scoreless innings of one-hit ball with 11 strikeouts to earn the win. The Tigers then defeated East Tennessee State 14-3 behind a seven-run sixth inning.

South Carolina defeated Clemson twice in the annual rivalry series. The Tigers won 11-5 at Fluor Field in Greenville and Hall received the Bob Bradley Award as Clemson's series MVP. He was 5-for-10 with a homer, double, three RBIs, four runs and three steals.

Clemson rebounded with a 4-0 week with a win over Furman at Fluor Field and a three-game home sweep of No. 3 North Carolina by a combined score of 25-9. In the opener, Davidson scored two runs in the ninth inning, with the walkoff run on a balk, to win 3-2, then it blasted the Tar Heels 17-3 behind 20 hits, including four hits each by Hall, Byrd and Bryar Hawkins, the first time three Tigers had four hits in a game since 2003. In the finale, Davidson crushed a two-run walkoff homer in a 5-4 victory.

The Tigers topped No. 11 Coastal Carolina 8-5 at home before Notre Dame won two of three games at

2019 SEASON REVIEW

2019 FINAL POLLS

BA	CB	D1	NCBA	PG	USA	School	W-L
1	1	1	1	1	1	Vanderbilt	59-12
2	2	2	2	2	2	Michigan	50-22
3	3	3	3	4	3	Louisville	51-18
5	5	5	5	3	4	Mississippi State	52-15
4	4	4	4	5	5	Texas Tech	46-20
8	7	6	7	6	6	Arkansas	46-20
7	6	8	6	8	7	Florida State	42-23
6	9	7	9	7	8	UCLA	52-11
9	8	9	8	9	9	Auburn	38-28
10	10	10	10	10	10	Stanford	45-14
11	11	11	11	12	11	Oklahoma State	40-21
12	15	13	13	11	12	East Carolina	47-18
14	12	15	14	15	13	North Carolina	46-19
13	13	12	12	17	14	Mississippi	41-27
16	17	18	16	14	15	Georgia	46-17
15	14	14	15	16	16	Louisiana State	40-26
17	19	17	18	13	17	Georgia Tech	43-19
18	16	16	17	18	18	Duke	35-27
20	---	21	19	25	19	West Virginia	38-22
22	24	19	24	23	20	Miami (Fla.)	41-20
23	---	20	20	24	21	Texas A&M	39-23-1
24	18	---	22	20	22	UC Santa Barbara	45-11
19	20	---	21	21	23	Oregon State	36-20-1
---	21	---	---	22	24	NC State	42-19
25	---	22	'25	19	25	Creighton	41-13
21	25	25	---	---	---	Fresno State	40-16-1
---	22	---	---	---	---	Central Michigan	47-14
---	23	---	'25	---	---	Baylor	35-19
---	---	23	---	---	---	Indiana State	43-18
---	---	---	23	---	---	Tennessee	40-21
---	---	24	---	---	---	Dallas Baptist	43-20

Doug Kingsmore Stadium. Clark tossed 7.0 scoreless innings of three-hit ball with seven strikeouts against no walks in Clemson's lone win.

After a 13-1 home win over College of Charleston, the Tigers played their next eight games on the road and had a 7-1 record. Clemson defeated the Cougars in Columbia, then won two of three games at Boston College. In the opener, Sharpe pitched 7.0 scoreless innings of three-hit ball.

The Tigers beat Charlotte 8-5 in their first game at BB&T Ballpark before sweeping Virginia Tech on the road by a combined score of 32-14. Byrd was 9-for-15 with five extra-base hits, seven RBIs and 10 runs on the week to earn ACC Player-of-the-Week honors. Sharpe, who was vital in Clemson's 22-6 start, was the midseason national freshman-of-the-year by D1Baseball.

Clemson returned home the following week and fell to No. 4 Georgia 5-3 before winning two of three games against No. 8 Louisville behind strong starting performances by Sharpe and Clark.

After a 2-0 home win over Furman, Florida State turned its season around with a three-game sweep of

the Tigers in Tallahassee, the first three losses of an eight-game losing streak. Two days later, Clemson played its longest game in history at No. 4 Georgia, who won 3-2 in 20 innings. Clemson pitchers totaled a school-record 24 strikeouts in the game that lasted six hours and 33 minutes. The Tigers also suffered a three-game home sweep against Duke and fell to Winthrop.

Clemson snapped the skid with a 7-4 win over Tennessee Tech before winning one of three games at Georgia Tech. In the finale, the Tigers trailed by four runs before rallying for an 11-7 win behind late-inning home runs by Justin Hawkins and Byrd, who was 6-for-14 (.429) with three homers, two doubles and seven RBIs in the series.

After final exams, Clemson split a home-and-home series with Gardner-Webb and split midweek home games against Presbyterian College (8-7 loss) and The Citadel (17-3 win). Byrd went 4-for-4 with two homers, a double, four RBIs and four runs in the win over the Bulldogs.

NC State won two of three games in Raleigh, as the Tigers' lone win was a thrilling 4-3 victory in 10 innings, then the Tigers stayed on the road to defeat Coastal Carolina 14-3 behind a grand slam and six RBIs by Byrd.

The Tigers, who averaged 4,735 fans per home date, fifth highest in school history, closed the regular season with two one-run wins in three games over Wake Forest. Green had four hits and three RBIs in Clemson's second win, a crucial victory that secured at least a .500 league record. Byrd added a long ball in each game, as he was a national player-of-the-week and ACC Player-of-the-Week for his efforts.

Clemson was the No. 8 seed in the ACC Tournament at Durham (N.C.) Bulls Athletic Park and fell to Boston College 7-5 in 11 innings, then it defeated No. 7 Louisville 7-1 to all but clinch an NCAA Tournament berth. Clark earned national player-of-the-week honors and was named to the All-ACC Tournament team after earning the win against the Cardinals. He retired the first 22 batters of the game and took a no-hitter into the ninth inning in one of the best pitching performances in Clemson postseason history.

The Tigers were a No. 3 seed in the Oxford (Miss.) Regional and defeated Illinois 8-4 in the opener. Wilkie had four hits and three RBIs, while Byrd contributed three hits, including a homer, and three RBIs. But their season came to an end with losses to No. 12 Mississippi (6-1) and Jacksonville State (9-2). Wilkie was 7-for-13 (.538) with a homer, double and four RBIs in the regional.

Five Tigers were selected in the MLB draft after the season. Davidson became Clemson's 15th first-round

draft pick in history when he was selected by the Oakland Athletics with the No. 29 overall pick. Wilkie (12th round), Owen Griffith (20th round), Byrd (24th round) and Brooks Crawford (29th round) were also chosen in the draft. Luke Sommerfeld signed a free-agent contract as well.

2019 ALL-ACC TEAM

FIRST TEAM

Pos.	Player	Team
C	Patrick Bailey	NC State
C	Kyle McCann	Georgia Tech
1B	Tristin English	Georgia Tech
1B	Bobby Seymour	Wake Forest
2B	Nic Kent	Virginia
SS	Will Wilson	NC State
3B	Drew Mendoza	Florida State
OF	Michael Busch	North Carolina
OF	Grayson Byrd	Clemson
OF	Chris Lanzilli	Wake Forest
OF	Kennie Taylor	Duke
DH/UT	Aaron Sabato	North Carolina
SP	Reid Detmers	Louisville
SP	Dan Metzdorf	Boston College
SP	Connor Thomas	Georgia Tech
RP	J.C. Flowers	Florida State

SECOND TEAM

Pos.	Player	Team
C	Michael Amditis	Miami (Fla.)
1B	Logan Wyatt	Louisville
2B	Cody Morissette	Boston College
2B	Jack Owens	Virginia Tech
SS	Logan Davidson	Clemson
3B	Alex Binelas	Louisville
OF	Sal Frelick	Boston College
OF	Tyler McDonough	NC State
OF	Nico Popa	Pittsburgh
OF	Baron Radcliff	Georgia Tech
DH/UT	Adrian Del Castillo	Miami (Fla.)
SP	Drew Parrish	Florida State
SP	Davis Sharpe	Clemson
SP	Brian Van Belle	Miami (Fla.)
SP	Derek West	Pittsburgh
RP	Michael McAvane	Louisville

THIRD TEAM

Pos.	Player	Team
C	Kyle Wilkie	Clemson
1B	Evan Edwards	NC State
2B	Justin Lavey	Louisville
SS	Tyler Fitzgerald	Louisville
SS	Tanner Morris	Virginia
3B	Jake Alu	Boston College
3B	Raymond Gil	Miami (Fla.)
OF	Reese Albert	Florida State
OF	J.C. Flowers	Florida State
OF	Connor Perry	Pittsburgh
DH/UT	Michael Guldberg	Georgia Tech
SP	Tyler Baum	North Carolina
SP	Mat Clark	Clemson
SP	Xzavion Curry	Georgia Tech
SP	CJ Van Eyk	Florida State
RP	Carson Spiers	Clemson

ALL-FRESHMAN TEAM

Player	Pos.	Team
Sal Frelick	OF	Boston College
Cody Morissette	2B	Boston College
Mason Pelio	SP	Boston College
Davis Sharpe	SP/DH	Clemson
Ethan Murray	SS	Duke
Robby Martin	DH/UT	Florida State
Alex Binelas	3B	Louisville
Adrian Del Castillo	DH/UT	Miami (Fla.)
Aaron Sabato	DH/UT	North Carolina
Danny Serretti	SS	North Carolina
Tyler McDonough	OF	NC State
Nic Kent	2B	Virginia
Player-of-the-Year	Bobby Seymour	Wake Forest
Pitcher-of-the-Year	Reid Detmers	Louisville
Defensive Player-of-the-Year	Will Wilson	NC State
Freshman-of-the-Year	Aaron Sabato	North Carolina
Coach-of-the-Year	Danny Hall	Georgia Tech

2019 ACC STANDINGS

ATLANTIC DIVISION

ACC						Overall					
Rk	Team	W	L	Win %	Home	Away	W	L	Win %	Home	Away
1.	* Louisville	21	9	.700	10-5	11-4	51	18	.739	33-8	15-4
2.	* NC State	18	12	.600	9-6	9-6	42	19	.689	23-8	15-7
3.	* Florida State	17	13	.567	10-5	7-8	42	23	.646	28-9	11-10
4.	* Clemson	15	15	.500	8-7	7-8	35	26	.574	21-12	10-12
5.	Wake Forest	14	16	.467	8-7	6-9	31	26	.544	19-10	9-15
6.	Notre Dame	13	17	.433	5-10	8-7	24	30	.444	11-13	10-11
7.	Boston College	12	18	.400	6-9	6-9	31	27	.534	13-11	15-13

COASTAL DIVISION

ACC						Overall					
Rk	Team	W	L	Win %	Home	Away	W	L	Win %	Home	Away
1.	* Georgia Tech	19	11	.633	10-5	9-6	43	19	.694	26-11	13-7
2.	* Miami (Fla.)	18	12	.600	9-6	9-6	41	20	.672	25-9	13-9
3.	* North Carolina^	17	13	.567	11-4	6-9	46	19	.708	35-8	7-10
4.	* Duke	15	15	.500	7-8	8-7	35	27	.565	18-14	12-11
5.	Virginia	14	16	.467	7-8	7-8	32	24	.571	23-10	9-9
6.	Virginia Tech	9	21	.300	4-11	5-10	26	27	.491	14-15	10-12
7.	Pittsburgh	8	22	.267	6-9	2-13	21	34	.382	12-13	4-16

* - NCAA Tournament participant; ^ - ACC Tournament champion

DOUG KINGSMORE STADIUM

Doug Kingsmore Stadium, the home of Tiger baseball since 1970, has seen many changes and improvements over the years, but it has not lost its aesthetic beauty and unique feel on the west side of the Clemson University campus.

Former Clemson baseball star and Board of Trustees Emeritus Doug Kingsmore gave the athletic department a \$1 million gift towards renovation of Clemson's baseball stadium, formerly known as Tiger Field. During the 2002 and 2003 off-seasons, Doug Kingsmore Stadium underwent radical renovations, as over \$5 million was spent. Since then, many other renovations have been performed to keep Doug Kingsmore Stadium among the best in the country. D1Baseball tabbed it as the No. 6 ballpark in the country and No. 1 in the ACC in September 2016.

Kingsmore played for the Tigers for three seasons (1952-54). An All-ACC and All-District III outfielder in 1954, he became the first Tiger in history to hit 10 home runs in a season. He did that in 1954 while playing just 24 games. He led the ACC in home runs and runs (25) that year, and he led the Tigers in batting average (.371), slugging percentage (.742) and RBIs (27).

Kingsmore played three years of professional baseball in the Baltimore Oriole organization before beginning a successful business career. He served three terms on the Clemson University Board of Trustees and became trustee emeritus when his elected term expired in 2002.

Clemson was No. 9 in the country and No. 1 in the ACC in average attendance (4,735) in the 2019 season. It marked the Tigers' 26th straight top-20 finish and 18th season in a row in the top 15 in the nation. Thanks in large part to that fan support, StadiumJourney.com rated Doug Kingsmore Stadium as having one of the top-10 stadium experiences in the nation in 2015.

This outstanding fan support from the Clemson community and upstate of South Carolina has contributed to the Tigers' outstanding home-field record. Clemson has played at Doug Kingsmore Stadium for 50 years and has a winning percentage of 78 percent. That includes a 400-135 record (.748) in ACC regular-season contests. The Tigers have had a winning record in all 50 seasons at Doug Kingsmore Stadium as well.

The school record for consecutive wins at Doug Kingsmore Stadium (26) was set over the 1990 and 1991 seasons. Clemson won its last home game in 1990, then

won its first 25 home games in 1991. The streak lasted from May 10, 1990 until April 28, 1991, when Georgia Tech ended the streak with an 11-6 win. Clemson then won its next 21 home games, giving the Tigers 47 home wins in a 48-home game stretch from 1990-92.

Nine times during the 1994 season, an opposing top-20 team tasted defeat at Doug Kingsmore Stadium, and four times a team ranked in the top three lost to the Tigers. Seven wins against top-20 teams, including three victories over a top-10 Florida State squad, were recorded at home in the 1996 season.

In 2000, the Tigers had an 8-3 record against top-25 foes at home. After Clemson won three games against No. 2 Florida State, Head Coach Mike Martin opined on how tough it is to play at Doug Kingsmore Stadium.

"If you had told me in 1992 that we were going to go to a place where we'd be 2-13 over the next eight years, I would have gone to the administration and suggested we join another conference," Martin told Tallahassee Democrat. "Clemson is a very tough place to play...the toughest place to play of any place I've ever competed in all my years of college baseball. The good news is it's 727 days before we have to go back to Clemson."

Martin echoed those sentiments after his top-ranked Seminoles salvaged the series with their only win in the finale at Doug Kingsmore Stadium in 2012.

"That was one of the biggest wins of the year for us. I don't care what anyone says...this is the toughest place that I have had to play a baseball game in all of my years of coaching."

Doug Kingsmore Stadium has seen steady improvement since its first season in 1970 and is now one of the top facilities in the country. Evidence of its high rating among facilities across the nation has been demonstrated in recent years, when Doug Kingsmore Stadium was named as a site for a regional and/or a super regional in 1994, 1995, 1996, 1998, 2000, 2001, 2002, 2005, 2006, 2009, 2010, 2011, 2016, 2017 and 2018.

The renovations began during the summer of 2002, which has kept Clemson's ballpark among the country's best. The stadium has a brick façade that surrounds every entrance. A green roof that covers much more of the stands and a press box that is twice as large adds to the comfort of fans attending the game and the media covering it. The press box, which is accessible by elevator,

2019 ATTENDANCE LEADERS

Rk	School	Dates	Total	Avg.
1.	Louisiana State	40	425,377	10,634
2.	Arkansas	38	348,775	9178
3.	Mississippi	31	277,944	8966
4.	Mississippi State	40	357,389	8935
5.	South Carolina	31	197,936	6385
6.	Texas	30	175,768	5859
7.	Texas A&M	34	172,401	5071
8.	Nebraska	17	84,088	4946
9.	Clemson	30	142,042	4735
10.	Louisiana	31	144,553	4663
11.	TCU	27	118,221	4379
12.	Florida State	33	141,018	4273
13.	Texas Tech	37	144,339	3901
14.	Florida	37	141,491	3824
15.	Oregon State	29	106,327	3666

includes four large booths for broadcasting and a separate media center that accommodates 18 writers.

There is also a patio area outside the press box that is above the existing stands along the first and third-base lines. The area is used for receptions and other events throughout the year.

Two ticket booths, concession stands with an adjoining picnic area and enlarged restrooms make the facility easily accessible and fan-friendly. A grand stairway leading from the McFadden Building parking lot to the stadium's main entrance is an added feature from a convenience and aesthetic aspect.

The players also realize improvements, as four batting cages were constructed and recently enclosed with a pitching lab beyond the right-field fence. The dugouts were almost doubled in length and width.

Prior to the 2005 season, PawVision, the videoboard that was used in the football stadium, was moved to Doug Kingsmore Stadium. Prior to the 2008 season, new lights were installed, then a practice facility with field turf was built behind the batting cages in 2009. Additional chairback seats were also added behind the right-field fence.

Before the 2010 season, the Thomas F. Chapman Grandstands were constructed behind the left-field fence, adding 1,000 seats. Chapman, who was a two-time All-ACC pitcher at Clemson (1963-65), gave \$2

RECORD VS. OPPONENTS AT DOUG KINGSMORE STADIUM

Opponent ^(First-Last Game)	W-L	Win %
Alabama ⁽¹⁹⁸³⁻¹⁰⁾	5-4	.556
Alabama-Birmingham ⁽²⁰¹²⁾	2-1	.667
Appalachian State ⁽¹⁹⁷³⁻¹⁴⁾	17-2	.895
Arkansas ⁽²⁰⁰²⁾	2-1	.667
Auburn ⁽¹⁹⁸⁷⁻⁰⁴⁾	10-5	.667
Austin Peay ⁽²⁰¹⁸⁾	2-1	.667
Ball State ⁽¹⁹⁸⁴⁾	1-2	.333
Belmont Abbey ⁽¹⁹⁷⁰⁻⁷¹⁾	3-0	1.000
Boston College ⁽²⁰⁰⁷⁻¹⁸⁾	16-5	.762
California ⁽¹⁹⁹⁷⁾	1-2	.333
California-Irvine ⁽²⁰⁰⁵⁾	3-0	1.000
Campbell ⁽¹⁹⁸²⁻⁹⁰⁾	3-1	.750
Central Florida ⁽²⁰⁰⁴⁾	1-2	.333
Central Michigan ⁽¹⁹⁷³⁾	0-1	.000
Charleston Southern ⁽¹⁹⁷⁶⁻¹⁸⁾	17-1	.944
Charleston, College of ⁽²⁰⁰¹⁻¹⁹⁾	16-2	.889
Charlotte ⁽¹⁹⁸⁵⁻¹⁹⁾	9-2	.818
Cincinnati ⁽²⁰¹¹⁾	1-0	1.000
Citadel, The ⁽¹⁹⁸²⁻¹⁹⁾	14-2	.875
Coastal Carolina ⁽¹⁹⁸⁸⁻¹⁹⁾	34-6	.850
Columbus ⁽¹⁹⁹¹⁾	2-0	1.000
Connecticut ⁽²⁰¹¹⁾	0-2	.000
Dallas Baptist ⁽²⁰¹⁸⁾	3-0	1.000
Davidson ⁽¹⁹⁸⁶⁻¹¹⁾	3-0	1.000
Dayton ⁽²⁰¹⁰⁾	1-0	1.000
Duke ⁽¹⁹⁷⁰⁻¹⁹⁾	49-10	.831
East Carolina ⁽¹⁹⁷⁹⁻⁰²⁾	9-2	.818
East Tennessee State ⁽¹⁹⁷¹⁻¹⁹⁾	17-4	.810
Eastern Kentucky ⁽¹⁹⁹²⁾	2-0	1.000
Eastern Michigan ⁽²⁰¹¹⁻¹⁴⁾	4-2	.667
Elon ⁽²⁰⁰⁰⁻¹⁷⁾	16-6	.727

Erskine ⁽¹⁹⁷⁷⁻⁸⁴⁾	4-0	1.000
Florida Atlantic ⁽¹⁹⁹⁸⁾	1-1	.500
Florida Gulf Coast ⁽²⁰¹⁰⁾	3-1	.750
Florida International ⁽¹⁹⁸⁵⁾	1-1	.500
Florida State ⁽¹⁹⁷¹⁻¹⁸⁾	33-19	.635
Francis Marion ⁽¹⁹⁷⁶⁻⁸⁶⁾	4-1	.800
Furman ⁽¹⁹⁸³⁻¹⁹⁾	34-5	.872
Gardner-Webb ⁽¹⁹⁷⁵⁻¹⁹⁾	10-0	1.000
George Mason ⁽¹⁹⁹⁵⁻⁰⁷⁾	8-1	.889
George Washington ⁽¹⁹⁷⁰⁾	1-0	1.000
Georgia ⁽¹⁹⁷⁰⁻¹⁹⁾	37-16	.698
Georgia Regents ⁽¹⁹⁸⁴⁻⁹¹⁾	2-0	1.000
Georgia Southern ⁽¹⁹⁷¹⁻¹⁵⁾	30-12	.714
Georgia Tech ⁽¹⁹⁷⁰⁻¹⁸⁾	41-19	.683
High Point ⁽¹⁹⁷⁶⁻¹⁴⁾	9-0	1.000
Holy Cross ⁽²⁰¹²⁾	1-0	1.000
Howard ⁽¹⁹⁷⁸⁻⁸²⁾	10-0	1.000
Illinois ⁽¹⁹⁸⁶⁻⁰⁰⁾	3-0	1.000
Jacksonville ⁽¹⁹⁹⁵⁾	1-0	1.000
James Madison ⁽¹⁹⁷⁶⁻¹⁶⁾	20-0	1.000
Kansas ⁽²⁰⁰⁶⁾	2-1	.667
Kansas State ⁽¹⁹⁹⁹⁾	3-0	1.000
Kennesaw State ⁽²⁰¹⁸⁾	1-0	1.000
Kentucky ⁽¹⁹⁸⁵⁻⁹⁷⁾	4-1	.800
Lewis ⁽¹⁹⁷⁷⁻⁷⁸⁾	6-0	1.000
Liberty ⁽¹⁹⁸⁸⁻¹⁴⁾	2-3	.400
Louisville ⁽¹⁹⁷⁰⁻¹⁹⁾	9-6	.600
Maine ⁽¹⁹⁹⁶⁻¹⁶⁾	20-2	.909
Maryland ⁽¹⁹⁷⁰⁻¹³⁾	57-4	.934
Marshall ⁽¹⁹⁷⁵⁻⁹⁰⁾	15-1	.938
Memphis ⁽²⁰⁰⁷⁾	2-1	.667
Mercer ⁽¹⁹⁷⁴⁻⁰⁸⁾	9-1	.900

Miami (Fla.) ⁽¹⁹⁸⁹⁻¹⁸⁾	12-12	.500
Miami (Ohio) ⁽²⁰¹⁰⁾	1-0	1.000
Michigan State ⁽²⁰⁰⁹⁾	1-0	1.000
Middle Tennessee ⁽²⁰⁰⁰⁾	2-0	1.000
Mississippi State ⁽²⁰⁰⁰⁻⁰⁶⁾	3-0	1.000
Morehead State ⁽¹⁹⁹⁷⁻¹⁸⁾	6-0	1.000
Navy ⁽¹⁹⁹⁵⁾	1-0	1.000
Nevada ⁽²⁰¹⁷⁾	2-1	.667
Nevada-Las Vegas ⁽²⁰⁰⁰⁻¹⁴⁾	3-1	.750
New Hampshire ⁽¹⁹⁹⁴⁾	1-0	1.000
New York Tech ⁽²⁰⁰¹⁾	3-0	1.000
Newberry ⁽¹⁹⁷⁷⁾	0-1	.000
North Carolina ⁽¹⁹⁷⁰⁻¹⁹⁾	42-18	.700
North Carolina A&T ⁽²⁰⁰⁵⁾	1-0	1.000
North Carolina State ⁽¹⁹⁷⁰⁻¹⁸⁾	46-22	.676
North Carolina-Asheville ⁽¹⁹⁹⁸⁻⁰⁹⁾	4-0	1.000
North Carolina-Greensboro ⁽²⁰⁰⁸⁻¹⁷⁾	4-0	1.000
North Carolina-Wilmington ⁽¹⁹⁷⁶⁻⁰⁹⁾	21-3	.875
Notre Dame ⁽¹⁹⁹⁴⁻¹⁹⁾	5-5	.500
Ohio ⁽¹⁹⁷⁰⁻⁰¹⁾	14-7	.667
Ohio State ⁽¹⁹⁸⁰⁻⁸⁸⁾	9-3	.750
Oklahoma State ⁽²⁰⁰⁹⁻¹⁶⁾	2-3	.400
Old Dominion ⁽¹⁹⁸³⁻⁰³⁾	27-5	.844
Oral Roberts ⁽²⁰⁰⁵⁻⁰⁶⁾	3-0	1.000
Pacific ⁽²⁰⁰⁷⁾	3-0	1.000
Pittsburgh ⁽²⁰¹⁶⁾	2-1	.667
Presbyterian College ⁽²⁰⁰⁹⁻¹⁹⁾	7-3	.700
Purdue ⁽²⁰⁰²⁾	3-0	1.000
Richmond ⁽²⁰⁰¹⁾	2-1	.667
Rider ⁽¹⁹⁷⁰⁾	2-0	1.000
Sacred Heart ⁽²⁰¹¹⁾	1-0	1.000
Saint John's ⁽¹⁹⁷⁵⁻¹⁸⁾	2-0	1.000

Seton Hall ⁽¹⁹⁸⁹⁻⁰¹⁾	5-0	1.000
Siena ⁽¹⁹⁹⁶⁾	2-0	1.000
South Alabama ⁽¹⁹⁸⁷⁻¹⁹⁾	6-4	.600
South Carolina ⁽¹⁹⁷⁰⁻¹⁹⁾	52-29	.642
South Carolina-Aiken ⁽¹⁹⁸⁵⁾	1-0	1.000
South Carolina-Upstate ⁽²⁰⁰⁹⁻¹³⁾	3-0	1.000
South Florida ⁽¹⁹⁹⁶⁾	1-2	.333
Southern California ⁽¹⁹⁹⁸⁾	0-1	.000
Stetson ⁽¹⁹⁹⁸⁾	3-0	1.000
Tampa ⁽¹⁹⁹²⁾	3-0	1.000
Tennessee ⁽¹⁹⁸¹⁻⁹⁷⁾	12-2	.857
Tennessee Tech ⁽²⁰⁰³⁻¹⁹⁾	6-0	1.000
Toledo ⁽¹⁹⁷⁶⁻⁷⁷⁾	5-3	.625
Valdosta State ⁽¹⁹⁸⁷⁾	2-0	1.000
Vanderbilt ⁽¹⁹⁸⁶⁻¹⁸⁾	2-5	.286
Vermont ⁽¹⁹⁷⁰⁾	1-0	1.000
Virginia ⁽¹⁹⁷⁰⁻¹⁷⁾	43-14	.754
Virginia Military ⁽²⁰¹⁹⁾	3-0	1.000
Virginia Tech ⁽¹⁹⁸⁰⁻¹⁷⁾	21-2	.913
Wake Forest ⁽¹⁹⁷⁰⁻¹⁹⁾	57-12	.826
West Virginia ⁽¹⁹⁷²⁻¹⁵⁾	7-2	.778
Western Carolina ⁽¹⁹⁷⁴⁻¹⁸⁾	46-5	.902
Western Michigan ⁽¹⁹⁷³⁾	1-1	.500
Wichita State ⁽¹⁹⁸¹⁾	0-1	.000
William & Mary ⁽²⁰⁰⁰⁻¹⁸⁾	8-1	.889
Winthrop ⁽¹⁹⁸¹⁻¹⁹⁾	18-6	.750
Wofford ⁽¹⁹⁹⁹⁻¹⁸⁾	14-0	1.000
Wright State ⁽²⁰¹⁰⁻¹⁷⁾	7-2	.778
Yale ⁽²⁰¹⁷⁾	2-0	1.000
Totals	1212-340	.781

Note: **Bold** denotes 2020 opponent scheduled to play at Doug Kingsmore Stadium.

DOUG KINGSMORE STADIUM

million to the university, \$1 million of which went to the grandstands.

Before the 2013 season, chairback seats were added in the main grandstand, replacing the bleacher seats. The videoboard was upgraded as well. After the 2013 season, the playing surfaced was re-leveled and an upgraded drainage system was installed that can handle multiple inches of rain per hour without pooling of water. Home plate was also moved out 10 feet, creating more space behind home plate and shorter distances to the outfield fence.

In 2015, the stadium continued with upgrades, including a new three-story building behind the first-base dugout. It houses a state-of-the-art clubhouse, coaches offices and a player lounge among other amenities. Premium seating was also added behind home plate. In 2016, a berm was created behind the third-base stands and is a favorite among young Tiger fans.

Prior to the 2020 season, the hitting facility was renovated to include state-of-the-art electronics as well as make it fully enclosed for use throughout the winter.

The stadium is located in the middle of Clemson's athletic facilities. It is across the street from Littlejohn

Coliseum, home of Tiger basketball, and Memorial Stadium, home of Clemson football. It is also located between Jervey Athletic Center, home of the administration, and Clemson Softball Stadium.

Doug Kingsmore Stadium has over 4,500 permanent seats, but is capable of holding 6,272 fans thanks to a hill area down the left-field line that is popular with the Clemson student-body. The stadium attendance record was set on March 6, 2016, when 6,524 fans saw Clemson defeat No. 18 South Carolina 4-1.

The park features a terrace in the outfield adjacent to the fence, similar to the old Crosley Field in Cincinnati, Ohio, which ironically was torn down the year Doug Kingsmore Stadium was built. Bill Wilhelm, Clemson's longtime coach who was the skipper when the field was built, liked the look and practicality of a field with grass all the way around the outfield instead of gravel or dirt.

Former MLB catcher Jason Varitek, who played at Georgia Tech in the 1990s, said Doug Kingsmore Stadium was his favorite venue to play at.

"They had rowdy fans. And the fans are right on the action. They were closer to the on-deck circle than we were."



YEAR-BY-YEAR RECORDS

Year	ACC	Win %	Overall	Win %
1970	10-0	1.000	20-1	.952
1971	6-1	.857	17-6	.739
1972	4-1	.800	12-3	.800
1973	3-1	.750	8-7	.533
1974	6-1	.857	13-3	.813
1975	7-1	.875	18-2	.900
1976	4-0	1.000	15-4	.789
1977	4-0	1.000	23-4	.852
1978	6-0	1.000	24-2	.923
1979	5-0	1.000	17-2	.895
1980	6-2	.750	25-6	.806
1981	7-0	1.000	17-9	.654
1982	7-1	.875	21-7	.750
1983	4-1	.800	16-5	.762
1984	6-2	.750	21-10	.677
1985	5-0	1.000	16-9	.640
1986	6-2	.750	23-7	.767
1987	8-2	.800	30-6	.833
1988	11-0	1.000	30-2	.938
1989	7-1	.875	27-5	.844
1990	8-2	.800	26-5	.839
1991	10-1	.909	31-1	.969
1992	10-2	.833	27-4	.871
1993	4-6	.400	23-8	.742
1994	11-1	.917	28-5	.848
1995	11-1	.917	33-1	.971
1996	9-3	.750	34-8	.810
1997	9-2	.818	28-5	.848
1998	9-2	.818	33-6	.846
1999	9-3	.750	25-7	.781
2000	10-2	.833	37-5	.881
2001	10-2	.833	27-8	.771
2002	7-5	.583	36-9	.800
2003	9-3	.750	27-6	.818
2004	10-2	.833	23-9	.719
2005	11-4	.733	25-7	.781
2006	15-0	1.000	36-5	.878
2007	9-6	.600	25-11	.694
2008	6-9	.400	18-13	.581
2009	11-4	.733	31-9	.775
2010	12-3	.800	29-9	.763
2011	9-6	.600	28-9	.757
2012	8-7	.533	21-14	.600
2013	10-5	.667	26-9	.743
2014	7-8	.467	22-12	.647
2015	7-7	.500	16-14	.533
2016	10-5	.667	26-9	.743
2017	10-5	.667	29-11	.725
2018	9-6	.600	28-9	.757
2019	8-7	.533	21-12	.636
Totals	400-135	.748	1212-340	.781

CLEMSON VS. ACC AT DOUG KINGSMORE STADIUM

Team	W-L	Win %
Boston College	16-5	.762
Duke	48-10	.828
Florida State	27-15	.643
Georgia Tech	35-17	.673
Louisville	3-6	.333
Maryland	55-4	.932
Miami (Fla.)	9-9	.500
North Carolina	42-18	.600
NC State	43-22	.662
Notre Dame	5-4	.556
Pittsburgh	2-1	.667
South Carolina	2-0	1.000
Virginia	43-14	.754
Virginia Tech	15-0	1.000
Wake Forest	55-10	.846
Totals	400-135	.748

Note: Only includes regular-season games and record against opponents as members of the ACC; **bold** denotes 2020 ACC opponent at Doug Kingsmore Stadium.

SINGLE-SEASON ATTENDANCE BESTS

Rk	Year	Dates	Total	Avg.
1.	2018	34	169,450	4984
2.	2007	34	163,537	4810
3.	2013	31	147,296	4751
4.	2006	39	184,946	4742
5.	2019	30	142,042	4735

MAJOR LEAGUE TIGERS

JEFF BAKER • INF • 2000-02

Year	Team(s)	AVG	G	AB	R	H	2B	3B	HR	RBI	SB
2005	COL	.211	12	38	6	8	4	0	1	4	0
2006	COL	.368	18	57	13	21	7	2	5	21	2
2007	COL	.222	85	144	17	32	2	2	4	12	0
2008	COL	.268	104	299	55	80	22	1	12	48	4
2009	COL,CHC	.288	81	226	27	65	15	2	4	24	1
2010	CHC	.272	79	206	29	56	13	2	4	21	1
2011	CHC	.269	81	201	20	54	12	1	3	23	0
2012	CHC,DET,ATL	.239	68	153	17	38	10	1	4	21	4
2013	TEX	.279	74	154	21	43	8	0	11	21	1
2014	MIA	.264	90	208	27	55	10	4	3	28	1
2015	MIA	.208	41	72	11	15	3	0	3	8	0
Totals	6	.264	748	1793	244	474	108	15	54	235	14

BRIAN BARNES • LHP • 1986-89

Year	Team(s)	ERA	W-L	G-S	SV	IP	H	ER	BB	SO
1990	MON	2.89	1-1	4-4	0	28.0	25	9	7	23
1991	MON	4.22	5-8	28-27	0	160.0	135	75	84	117
1992	MON	2.97	6-6	21-17	0	100.0	77	33	46	65
1993	MON	4.41	2-6	52-8	3	100.0	105	49	48	60
1994	CLE,LAD	5.89	0-1	11-0	0	18.1	22	12	19	10
Totals	3	3.94	14-22	116-56	3	406.1	364	178	204	275

KRIS BENSON • RHP • 1994-96

Year	Team(s)	ERA	W-L	G-S	SV	IP	H	ER	BB	SO
1999	PIT	4.07	11-14	31-31	0	196.2	184	89	83	139
2000	PIT	3.85	10-12	32-32	0	217.2	206	93	86	184
2002	PIT	4.70	9-6	25-25	0	130.1	152	68	50	79
2003	PIT	4.97	5-9	18-18	0	105.0	127	58	36	68
2004	PIT,NYM	4.31	12-12	31-31	0	200.1	202	96	61	134
2005	NYM	4.13	10-8	28-28	0	174.1	171	80	49	95
2006	BAL	4.82	11-12	30-30	0	183.0	199	98	58	88
2009	TEX	8.46	1-1	8-2	0	22.1	33	21	12	11
2010	ARI	5.14	1-1	3-3	0	14.0	18	8	6	8
Totals	5	4.42	70-75	206-200	0	1243.2	1292	611	441	806

JASON BERKEN • RHP • 2003,04,06

Year	Team(s)	ERA	W-L	G-S	SV	IP	H	ER	BB	SO
2009	BAL	6.54	6-12	24-24	0	119.2	164	87	44	66
2010	BAL	3.03	3-3	41-0	0	62.1	64	21	19	45
2011	BAL	5.36	1-2	40-0	0	47.0	63	28	21	41
2012	BAL,CHC	5.49	0-3	5-4	0	19.2	29	12	7	11
Totals	2	5.36	10-20	110-28	0	248.2	320	148	91	163

JERRY BROOKS • 3B • 1986-88

Year	Team(s)	AVG	G	AB	R	H	2B	3B	HR	RBI	SB
1993	LAD	.222	9	9	2	8	1	1	0	1	1
1996	FLA	.400	8	5	2	2	0	1	0	3	0
Totals	2	.286	17	14	4	4	1	1	1	4	0

MIKE BROWN • RHP • 1978-80

Year	Team(s)	ERA	W-L	G-S	SV	IP	H	ER	BB	SO
1982	BOS	0.00	1-0	3-0	0	6.0	7	0	1	4
1983	BOS	4.67	6-6	19-18	0	104.0	110	54	43	35
1984	BOS	6.85	1-8	15-11	0	67.0	104	51	19	32
1985	BOS	21.60	0-0	2-1	0	3.1	9	8	3	3
1986	BOS,SEA	5.79	4-6	21-12	0	73.0	91	47	36	41
1987	SEA	54.00	0-0	1-0	0	0.1	3	2	0	0
Totals	2	5.75	12-20	61-42	0	253.2	324	162	102	115

TY CLINE • OF • 1959,60

Year	Team(s)	AVG	G	AB	R	H	2B	3B	HR	RBI	SB
1960	CLE	.308	7	26	2	8	1	1	0	2	0
1961	CLE	.209	12	43	9	9	2	1	0	1	1
1962	CLE	.248	118	375	53	93	15	5	2	28	5
1963	MLN	.236	72	174	17	41	2	1	0	10	2
1964	MLN	.302	101	116	22	35	4	2	1	13	0
1965	MLN	.191	123	220	27	42	5	3	0	10	2
1966	CHC,ATL	.273	49	88	15	24	0	0	0	8	3
1967	ATL,SFG	.254	74	130	18	33	5	5	0	4	2
1968	SFG	.223	116	291	37	65	6	3	1	28	0
1969	MON	.239	101	209	26	50	5	3	2	12	4
1970	MON,CIN	.277	50	65	13	18	7	1	0	8	1
1971	CIN	.196	69	97	12	19	1	0	0	1	2
Totals	6	.238	892	1834	251	437	53	25	6	125	22

CAD COLES • OF • 1904

Year	Team(s)	AVG	G	AB	R	H	2B	3B	HR	RBI	SB
1914	KCP	.253	78	194	17	49	7	3	1	25	6

TYLER COLVIN • OF/1B • 2004-06

Year	Team(s)	AVG	G	AB	R	H	2B	3B	HR	RBI	SB
2009	CHC	.176	6	17	1	3	0	0	0	2	0
2010	CHC	.254	135	358	60	91	18	5	20	56	6
2011	CHC	.150	80	206	17	31	8	3	6	20	0
2012	COL	.290	136	420	62	122	27	10	18	72	7
2013	COL	.160	27	75	8	12	0	0	3	10	0
2014	SFG	.223	57	139	16	31	10	3	2	18	1
Totals	3	.239	441	1215	164	290	63	21	49	178	14

JOHN CURTIS • LHP • 1968

Year	Team(s)	ERA	W-L	G-S	SV	IP	H	ER	BB	SO
1970	BOS	11.57	0-0	1-0	0	2.1	4	3	1	1
1971	BOS	3.12	2-2	5-3	0	26.0	30	9	6	19
1972	BOS	3.73	11-8	26-21	0	154.1	161	64	50	106
1973	BOS	3.58	13-13	35-30	0	221.1	225	88	83	101
1974	STL	3.78	10-14	33-29	1	195.0	199	82	83	89
1975	STL	3.44	8-9	39-18	1	146.2	151	56	65	67
1976	STL	4.50	6-11	37-15	1	134.0	139	67	65	52
1977	SFG	5.49	3-3	43-9	1	77.0	95	47	48	47
1978	SFG	3.71	4-3	46-0	1	63.0	60	26	29	38
1979	SFG	4.18	10-9	27-18	0	120.2	121	56	42	85
1980	SDP	3.51	10-8	30-27	0	187.0	184	73	67	71
1981	SDP	5.13	2-6	28-28	0	66.2	70	38	30	31
1982	SDP,CAL	4.28	8-7	34-18	1	128.1	137	61	49	64
1983	CAL	3.80	1-2	37-3	5	90.0	89	38	40	36
1984	CAL	4.40	1-2	17-0	0	28.2	30	14	11	18
Totals	5	3.96	89-97	438-199	11	1641.0	1695	722	669	825

MARK DAVIDSON • OF • 1982

Year	Team(s)	AVG	G	AB	R	H	2B	3B	HR	RBI	SB
1986	MIN	.118	36	68	5	8	3	0	0	2	2
1987	MIN	.267	102	150	32	40	4	1	1	14	9
1988	MIN	.217	100	106	22	23	7	0	1	10	3
1989	HOU	.200	33	65	7	13	2	1	1	5	1
1990	HOU	.292	57	130	12	38	5	1	1	11	0
1991	HOU	.190	85	142	10	27	6	0	2	15	0
Totals	2	.225	413	661	88	149	27	3	6	57	15

STEVEN DUGGAR • OF • 2013-15

Year	Team(s)	AVG	G	AB	R	H	2B	3B	HR	RBI	SB
2018	SFG	.255	41	141	20	36	11	1	2	17	5
2019	SFG	.234	73	261	26	61	12	2	4	28	1
Totals	1	.241	114	402	46	97	23	3	6	45	6

CHRIS DWYER • LHP • 2009

Year	Team(s)	ERA	W-L	G-S	SV	IP	H	ER	BB	SO
2013	KCR	0.00	0-0	2-0	0	3.0	2	0	1	2

MIKE FREEMAN • INF • 2008-10

Year	Team(s)	AVG	G	AB	R	H	2B	3B	HR	RBI	SB
2016	ARI,SEA	.227	21	22	1	5	1	0	0	1	0
2017	SEA,LAD,CHC	.100	35	60	6	6	2	0	1	1	0
2018	CHC	-----	1	0	0	0	0	0	0	0	0
2019	CLE	.277	75	177	27	49	8	0	4	24	1
Totals	5	.232	132	259	34	60	11	0	5	26	1

Year	Team(s)	ERA	W-L	G-S	SV	IP	H	ER	BB	SO
2017	SEA	9.00	0-0	1-0	0	1.0	3	1	0	0
2019	CLE	9.00	0-0	1-0	0	2.0	2	2	0	0
Totals	2	9.00	0-0	2-0	0	3.0	5	3	0	0

RUSTY GERHARDT • LHP • 1969-72

Year	Team(s)	ERA	W-L	G-S	SV	IP	H	ER	BB	SO
1974	SDP	7.07	2-1	23-1	1	35.2	44	28	17	22

DANIEL GOSSETT • RHP • 2012-14

Year	Team(s)	ERA	W-L	G-S	SV	IP	H	ER	BB	SO
2017	OAK	6.11	4-11	18-18	0	91.1	116	62	31	72
2018	OAK	5.18	0-3	5-5	0	24.1	25	14	8	12
Totals	1	5.91	4-14	23-23	0	115.2	141	76	39	84

KHALIL GREENE • SS • 1999-02

Year	Team(s)	AVG	G	AB	R	H	2B	3B	HR	RBI	SB
2003	SDP	.215	20	65	8	14	4	1	2	6	0
2004	SDP	.273	139	484	67	132	31	4	15	65	4
2005	SDP	.250	121	436	51	109	30	2	15	70	5
2006	SDP	.245	121	412	56	101	26	2	15	55	5
2007	SDP	.254	153	611	89	155	44	3	27	97	4
2008	SDP	.213	105	389	30	83	15	2	10	35	5
2009	STL	.200	77	170	21	34	7	0	6	24	2
Totals	2	.245	736	2567	322	628	157	14	90	352	25

MAJOR LEAGUE TIGERS

D.J. MITCHELL • RHP • 2006-08

Year	Team(s)	ERA	W-L	G-S	SV	IP	H	ER	BB	SO
2012	NY Yankees	3.86	0-0	4-0	0	4.2	7	2	3	2

SHANE MONAHAN • OF • 1993-95

Year	Team(s)	AVG	G	AB	R	H	2B	3B	HR	RBI	SB
1998	SEA	.242	62	211	17	51	8	1	4	28	1
1999	SEA	.133	16	15	3	2	0	0	0	0	0
Totals	1	.235	78	226	20	53	8	1	4	28	1

DANIEL MOSKOS • LHP • 2005-07

Year	Team(s)	ERA	W-L	G-S	SV	IP	H	ER	BB	SO
2011	PIT	2.96	1-1	31-0	0	24.1	29	8	9	11

RON MUSSELMAN • RHP • 1976-77

Year	Team(s)	ERA	W-L	G-S	SV	IP	H	ER	BB	SO
1982	SEA	3.45	1-0	12-0	0	15.2	18	6	6	9
1984	TOR	2.11	0-2	11-0	1	21.1	18	5	10	9
1985	TOR	4.47	3-0	25-4	0	52.1	59	26	24	29
Totals	2	3.73	4-2	48-4	1	89.1	95	37	40	47

BILLY O'DELL • LHP • 1952-54

Year	Team(s)	ERA	W-L	G-S	SV	IP	H	ER	BB	SO
1954	BAL	2.76	1-1	7-2	0	16.1	15	5	5	6
1956	BAL	1.13	0-0	4-1	0	8.0	6	1	6	6
1957	BAL	2.69	4-10	35-15	4	140.1	107	42	39	97
1958	BAL	2.97	14-11	41-25	8	221.1	201	73	51	137
1959	BAL	2.93	10-12	38-24	1	199.1	163	65	67	88
1960	SFG	3.20	8-13	43-24	2	202.2	198	72	72	145
1961	SFG	3.59	7-5	46-14	2	130.1	132	52	33	110
1962	SFG	3.53	19-14	43-39	0	280.2	282	110	66	195
1963	SFG	3.16	14-10	36-33	1	222.1	218	78	70	116
1964	SFG	5.40	8-7	36-8	3	85.0	82	51	35	54
1965	MLN	2.18	10-6	62-1	19	111.1	87	27	30	78
1966	ATL/PIT	2.64	5-5	61-2	10	112.2	118	33	41	67
1967	PIT	5.82	5-6	27-11	0	86.2	88	56	41	34
Totals	4	3.29	105-100	479-199	50	1817.0	1697	665	556	1133

KYLE PARKER • OF/1B • 2008-10

Year	Team(s)	AVG	G	AB	R	H	2B	3B	HR	RBI	SB
2014	COL	.192	18	26	1	5	1	0	0	1	0
2015	COL	.179	46	106	10	19	3	1	3	11	1
Totals	1	.182	64	132	11	24	4	1	3	12	1

BEN PAULSEN • 1B • 2007-09

Year	Team(s)	AVG	G	AB	R	H	2B	3B	HR	RBI	SB
2014	COL	.317	31	63	8	20	4	0	4	10	0
2015	COL	.277	116	325	42	90	19	4	11	49	1
2016	COL	.217	39	92	8	20	5	0	1	11	0
Totals	1	.271	186	480	58	130	28	4	16	70	1

JOHN PAWLOWSKI • RHP • 1983-85

Year	Team(s)	ERA	W-L	G-S	SV	IP	H	ER	BB	SO
1987	CHW	4.91	0-0	2-0	0	3.2	7	2	3	2
1988	CHW	8.36	1-0	6-0	0	14.0	20	13	3	10
Totals	1	7.64	1-0	8-0	0	17.2	27	15	6	12

CHUCK PORTER • RHP • 1974-76

Year	Team(s)	ERA	W-L	G-S	SV	IP	H	ER	BB	SO
1981	MIL	4.15	0-0	3-0	0	4.1	6	2	1	1
1982	MIL	4.91	0-0	3-0	0	3.2	3	2	1	3
1983	MIL	4.50	7-9	25-21	0	134.0	162	67	38	76
1984	MIL	3.87	6-4	17-12	0	81.1	92	35	12	48
1985	MIL	1.98	0-0	6-1	0	13.2	15	3	2	8
Totals	1	4.14	13-13	54-34	0	237.0	278	109	54	136

FLINT RHEM • RHP • 1922-24

Year	Team(s)	ERA	W-L	G-S	SV	IP	H	ER	BB	SO
1924	STL	4.45	2-2	6-3	1	32.1	31	16	17	20
1925	STL	4.92	8-13	30-24	1	170.0	204	93	58	66
1926	STL	3.21	20-7	34-34	0	258.0	241	92	75	72
1927	STL	4.41	10-12	27-26	0	169.1	189	83	54	51
1928	STL	4.14	11-8	28-22	3	169.2	199	78	71	47
1930	STL	4.45	12-8	26-19	0	139.2	173	69	37	47
1931	STL	3.56	11-10	33-26	1	207.1	214	82	60	72
1932	STL/PHI	3.58	15-9	32-26	1	218.2	225	87	59	53
1933	PHI	6.62	5-14	28-19	2	125.0	182	92	33	27
1934	STL/BSN	3.69	9-8	30-21	1	168.1	190	69	45	62
1935	BSN	5.36	0-5	10-6	0	40.1	61	24	11	10
1936	STL	6.75	2-1	10-4	0	26.2	49	20	9	7
Totals	3	4.20	105-97	294-230	10	1725.1	1958	805	529	534

BILL SCHROEDER • C • 1977-79

Year	Team(s)	AVG	G	AB	R	H	2B	3B	HR	RBI	SB
1983	MIL	.178	23	73	7	13	2	1	3	7	0
1984	MIL	.257	61	210	29	54	6	0	14	25	0
1985	MIL	.242	53	194	18	47	8	0	8	25	0
1986	MIL	.212	64	217	32	46	14	0	7	19	1
1987	MIL	.332	75	250	35	83	12	0	14	42	5
1988	MIL	.156	41	122	9	19	2	0	5	10	0
1989	CAL	.203	41	138	16	28	2	0	6	15	0
1990	CAL	.224	18	58	7	13	3	0	4	9	0
Totals	2	.240	376	1262	153	303	49	1	61	152	6

KURT SEIBERT • SS • 1974-76

Year	Team(s)	AVG	G	AB	R	H	2B	3B	HR	RBI	SB
1979	CHC	.000	7	2	2	0	0	0	0	0	0

RICHIE SHAFFER • INF • 2010-12

Year	Team(s)	AVG	G	AB	R	H	2B	3B	HR	RBI	SB
2015	TBR	.189	31	74	11	14	3	0	4	6	0
2016	TBR	.250	20	48	5	12	6	0	1	4	0
Totals	1	.213	51	122	16	26	9	0	5	10	0

DANNY SHEAFFER • C/INF/OF • 1980

Year	Team(s)	AVG	G	AB	R	H	2B	3B	HR	RBI	SB
1987	BOS	.121	25	66	5	8	1	0	1	5	0
1989	CLE	.063	7	16	1	1	0	0	0	0	0
1993	COL	.278	82	216	26	60	9	1	4	32	2
1994	COL	.218	44	110	11	24	4	0	1	12	0
1995	STL	.231	76	208	24	48	10	1	5	30	0
1996	STL	.227	79	198	10	45	9	3	2	20	3
1997	STL	.250	76	132	10	33	5	0	0	11	1
Totals	4	.232	389	946	87	219	38	5	13	110	6

TONY SIPP • LHP • 2004

Year	Team(s)	ERA	W-L	G-S	SV	IP	H	ER	BB	SO
2009	CLE	2.93	2-0	46-0	0	40.0	27	13	25	48
2010	CLE	4.14	2-2	70-0	1	63.0	48	29	39	69
2011	CLE	3.03	6-3	69-0	0	62.1	45	21	24	57
2012	CLE	4.42	1-2	63-0	1	55.0	47	27	23	51
2013	ARI	4.78	3-2	56-0	0	37.2	35	20	22	42
2014	HOU	3.38	4-3	56-0	4	50.2	28	19	17	63
2015	HOU	1.99	3-4	60-0	0	54.1	41	12	15	62
2016	HOU	4.95	1-2	60-0	1	43.2	52	24	18	40
2017	HOU	5.79	0-1	46-0	0	37.1	36	24	16	39
2018	HOU	1.86	3-1	54-0	0	38.2	27	8	13	42
2019	WSN	4.71	1-2	36-0	0	21.0	19	11	9	18
Totals	4	3.72	26-22	616-0	7	503.2	405	208	221	531

VET SITTON • RHP • 1904,05

Year	Team(s)	ERA	W-L	G-S	SV	IP	H	ER	BB	SO
1909	CLE	2.88	3-2	14-5	0	50.0	50	16	16	16

BRIAN SNYDER • LHP • 1977-79

Year	Team(s)	ERA	W-L	G-S	SV	IP	H	ER	BB	SO
1985	SEA	6.37	1-2	15-6	1	35.1	44	25	19	23
1989	OAK	27.00	0-0	2-0	0	0.2	2	2	2	1
Totals	2	6.75	1-2	17-6	1	36.0	46	27	21	24

BILL SPIERS • INF • 1985-87

Year	Team(s)	AVG	G	AB	R	H	2B	3B	HR	RBI	SB
1989	MIL	.255	114	345	44	88	9	3	4	33	10
1990	MIL	.242	112	363	44	88	15	3	2	36	11
1991	MIL	.283	133	414	71	117	13	6	8	54	14
1992	MIL	.313	12	16	2	5	2	0	0	2	1
1993	MIL	.238	113	340	43	81	8	4	2	36	9
1994	MIL	.252	73	214	27	54	10	1	0	17	7
1995	NYM	.208	63	72	5	15	2	1	0	11	0
1996	HOU	.252	122	218	27	55	10	1	6	26	7
1997	HOU	.320	132	291	51	93	27	4	4	48	10
1998	HOU	.273	123	384	66	105	27	4	4	43	11
1999	HOU	.288	127	393	56	113	18	5	4	39	10
2000	HOU	.301	124	355	41	107	17	3	3	43	7
2001	HOU	.333	4	3	0	1	0	0	0	0	0
Totals	3	.271	1252	3408	477	922	158	35	37	388	97

HAROLD STOWE • LHP • 1957-59

Year	Team(s)	ERA	W-L	G-S	SV	IP	H	ER	BB	SO
1960	NY Yankees	9.00	0-0	1-0	0	1.0	0	1	1	0

TIM TEUFEL • INF • 1979,80

Year	Team(s)	AVG	G	AB	R	H	2B	3B	HR	RBI	SB
------	---------	-----	---	----	---	---	----	----	----	-----	----

PRO SIGNEES

Year	Player, Pos.	Round	Organization
1954	Doug Kingsmore, OF	FA	Orioles
	Billy O'Dell, P	FA	Orioles
1958	Bud Spiers, SS	FA	Athletics
1959	Larry Bagwell, 3B	FA	Senators
	Doug Hoffman, OF	FA	Senators
	Harold Stowe, P	FA	Yankees
1960	Ty Cline, OF	FA	Indians
1962	Dave Olson, P	FA	Yankees
1963	Gene Harbeson, P	FA	Giants
	Johnny Jones, OF	FA	Braves
	Elmo Lam, SS	FA	Phillies
1965	Tommy Chapman, P	9	Phillies
	Jack McCall, SS	*12	Orioles
	Rusty Adkins, OF	*14	Astros
1966	Charlie Watson, P	*#6	Athletics
	Rusty Adkins, SS	*\$7	Tigers
	Charlie Watson, P	*\$7	Indians
	Jack McCall, SS	15	Angels
	George Sutton, OF	*39	Mets
1967	Rusty Adkins, 2B	*\$7	Athletics
	Charlie Watson, P	#\$7	Senators
	Garry Helms, SS	12	Pirates
	Eddie Barbary, C	FA	Pirates
	Mike McCall, 3B	FA	Phillies
1968	John Curtis, P	\$1	Red Sox
	Nelson Gibson, P	24	Pilots
	Bill James, P	FA	Indians
1970	Don Russell, 3B	\$1	Astros
1971	Johnny Severs, OF	\$4	Mets
1972	Craig White, OF	*6	Angels
	Rusty Gerhardt, P	12	Padres
1973	Ken Bagwell, 2B	#3	White Sox
	Craig White, OF	12	Yankees
	Lindsay Graham, P	26	Rangers
1974	Steve Cline, P	6	Giants
	Richard Haynes, P	8	Astros
	Lin Hamilton, C	10	Padres
1975	Denny Walling, OF	\$1	Athletics
1976	Kurt Seibert, SS	3	Cubs
	Chuck Porter, P	7	Angels
	Bob Mahony, P	FA	Orioles
1977	Dave Caldwell, OF	4	Orioles
	Ron Musselman, P	5	Mariners
	Bill Foley, C	6	Brewers
	Billy Wingo, 2B	FA	Braves
1978	Pete Peltz, 3B	9	Indians
	Robert Bonnette, SS	*20	Indians
1979	Mike Sullivan, P	1	Reds
	Tim Teufel, 2B	*\$3	White Sox
	Brian Snyder, P	7	Mariners
	Bill Schroeder, C	8	Brewers
	Tony Masone, OF	10	Reds
	Len Bradley, P	*10	Indians
	David Buffamoyer, C	13	Yankees
	Todd Freeman, 3B	FA	Brewers
	Pete Khoury, OF	FA	Yankees
1980	Robbie Allen, SS	\$1	Dodgers
	Mike Brown, P	2	Red Sox
	Tim Teufel, 2B	2	Twins
	Robbie Allen, SS	*#4	Dodgers
	Len Bradley, P	5	White Sox
	Neil Simons, OF	14	Astros
	Billy Weems, OF	20	Astros
	Bobby Kenyon, P	25	Dodgers
1981	Danny Sheaffer, C	#1	Red Sox
	Glenn Gallagher, OF	3	Blue Jays
	Greg Guin, 1B	12	Cardinals
1982	Jimmy Key, P	3	Blue Jays
	Ricky Hester, OF	*\$4	Indians
	Mark Davidson, OF	11	Twins
	Jeff Gilbert, P	*32	Giants
	Coe Brier, C	FA	Twins
1983	Jeff Gilbert, P	10	Brewers
	Ricky Hester, SS	25	Rangers
	Scott Parrish, P	*26	Dodgers
1984	Brooks Shumake, 3B	5	Reds
	Scott Powers, SS	17	Braves
	Scott Parrish, P	21	Athletics
	Tim Rice, P	22	Cubs
1985	John Pawlowski, P	6	White Sox
	Jim McCollom, C	9	Angels
	George Stone, P	18	White Sox
	Tommy Smith, 1B	23	Giants
1987	Bill Spiers, SS	1	Brewers
	Bert Heffernan, C	*9	Rangers
	Chuck Baldwin, 2B	11	Indians
	Steve Baucom, 2B	25	Blue Jays
	Ray Williams, OF	FA	Mariners

1988	Bert Heffernan, C	9	Brewers
	Jerry Brooks, 3B	12	Dodgers
	Mike Pomeranz, P	13	Twins
	Brian Barnes, P	*25	Orioles
	Randy Mazey, OF	28	Indians
	Burke Fairey, OF	FA	Cubs
	Phillip Lowery, P	FA	Braves
1989	Mike Milchin, P	2	Cardinals
	Brian Barnes, P	4	Expos
	Mike Couture, C	*12	Angels
	Alan Botkin, P	23	Cardinals
	Henry Threadgill, 2B	34	Angels
	Rusty Charpia, SS	38	Brewers
1990	Tim Parker, P	3	Cubs
	Brian Kowitz, OF	9	Braves
	Ron Frazier, P	12	Yankees
	Brian Faw, P	17	Yankees
	David Tripp, P	25	Athletics
	Mike Couture, C	28	Brewers
	Tim Rigsby, SS	FA	Indians
1991	Joe DeBerry, 1B	3	Reds
	Jim Crowley, 2B	11	Red Sox
	Todd Stefan, SS	FA	Cubs
1992	Scott Miller, P	3	Athletics
	Jason Angel, P	5	Reds
	Paxton Briley, P	5	Angels
	Ted Corbin, SS	21	Twins
	Kevin Northrup, OF	31	Expos
	Aaron Jersild, P	43	Blue Jays
	Mike Lockhart, C	FA	Indians
1993	Keith Williams, OF	7	Giants
	Billy McMillon, OF	8	Marlins
	Chris Carter, C	30	Brewers
	Chad Phillips, P	*41	Marlins
1994	Andy Taulbee, P	2	Giants
	Mike Hampton, 3B	4	Reds
	Scott Winchester, P	*16	Tigers
	Mike Holtz, P	17	Angels
1995	David Miller, 1B	1	Indians
	Shane Monahan, OF	2	Mariners
	Seth Brizek, SS	8	Mariners
	Mark Watson, P	*8	Marlins
	Jason Dawsey, P	10	Brewers
	Jeff Sauve, P	11	Red Sox
	Scott Winchester, P	14	Indians
1996	Kris Benson, P	1	Pirates
	Billy Koch, P	1	Blue Jays
	David Shepard, P	3	Reds
	Ken Vining, P	4	Giants
	Brian Matz, P	9	Expos
	Paul Galloway, 3B	14	Giants
	Doug Livingston, 2B	17	Rockies
	Gary Burnham, OF	*40	Athletics
1997	Matthew LeCroy, C	*S	Twins
	Gary Burnham, OF	22	Phillies
1998	Matt Padgett, OF	5	Marlins
	Matt White, P	15	Indians
	Scott Clackum, P	FA	Marlins
1999	Mike Paradis, P	1	Orioles
	Chris Heck, P	5	Padres
	Brian Adams, P	*11	Padres
	Doug Roper, SS/P	26	Blue Jays
	Ryan Mottl, P	*27	Rangers
	Kurt Bultmann, 2B	34	Pirates
2000	Patrick Boyd, OF	*4	Pirates
	Ryan Mottl, P	6	Reds
	Scott Berney, P	18	Rockies
	Mike Calitri, INF	FA	Reds
	Justin Lombardi, P	FA	Marlins
	Henri Stanley, OF	FA	Astros
	Justin Singleton, OF/INF	FA	Blue Jays
2001	Josh Cram, P	4	Giants
	Patrick Boyd, OF	7	Rangers
	Khalil Greene, SS	*14	Cubs
	Steve Reba, P	*16	Athletics
	Nick Glaser, P	FA	Phillies
	Ryan Riley, 2B	FA	Rays
2002	Khalil Greene, SS	1	Padres
	Michael Johnson, 1B	2	Padres
	Jeff Baker, 3B	4	Rockies
	B.J. LaMura, P	5	White Sox
	Matt Henrie, P	7	Diamondbacks
	Jarrod Schmidt, OF	21	Reds
	Steve Reba, P	24	Rockies
	Ryan Childs, P	33	Orioles
	Thomas Boozer, P	FA	Indep.

2003	Steven Jackson, P	*32	Indians
	Kyle Frank, OF	FA	Yankees
	Paul Harrelson, P	FA	Rockies
	Steve Pizyk, C	FA	Braves
	David Slevin, 2B	FA	Yankees
2004	Tyler Lumsden, P	^S	White Sox
	Collin Mahoney, P/C	4	Tigers
	Lou Santangelo, C	4	Astros
	Brad McCann, 3B	6	Marlins
	Steven Jackson, P	10	Diamondbacks
	Patrick Hogan, P	14	Marlins
	Garrick Evans, OF	*25	Royals
	Zane Green, OF	44	Cubs
	Tony Sipp, OF/P	45	Indians
	Russell Triplett, SS	FA	Mets
2005	Kris Harvey, DH/P	2	Marlins
	Robert Rohrbaugh, P	7	Mariners
	Jeff Hahn, P	35	Tigers
	Adrian Casanova, C	*44	Tigers
	Drew Fiorenza, P	*45	Indians
2006	Tyler Colvin, OF	1	Cubs
	Jason Berken, P	6	Orioles
	Josh Cribb, P	8	Royals
	Steve Richard, P	8	Mariners
	Andy D'Alessio, 1B	*10	Dodgers
	Stephen Faris, P	12	Padres
	Drew Fiorenza, P	15	Mariners
	Herman Demmink, 3B	28	Phillies
	Marquez Smith, INF	*35	Cubs
	Adrian Casanova, C	40	Tigers
2007	Daniel Moskos, P	1	Pirates
	David Kopp, P	2	Cardinals
	Brad Chalk, OF	2	Padres
	Alan Farina, P	3	Blue Jays
	Stephen Clyne, P	3	Mets
	Marquez Smith, INF	8	Cubs
	Taylor Harbin, 2B/SS	8	Diamondbacks
	Doug Hogan, C	*16	Indians
	Andy D'Alessio, 1B	19	Giants
	P.J. Zocchi, P	36	Indians
	Stan Widmann, SS	*39	Athletics
2008	D.J. Mitchell, P/OF	10	Yankees
	Doug Hogan, C	18	Rangers
	Ryan Hinson, P	*31	Pirates
2009	Ben Paulsen, 1B	3	Rockies
	Chris Dwyer, P	4	Royals
	Ryan Hinson, P	10	Padres
	Graham Stoneburner, P	14	Yankees
	Trey Delk, P	29	White Sox
	Mike Freeman, INF	*36	Diamondbacks
	Matt Sanders, INF	41	Rockies
	Clinton McKinney, P	48	Rockies
	Addison Johnson, OF	*48	Athletics
2010	Kyle Parker, OF/1B	1	Rockies
	Mike Freeman, 2B	11	Diamondbacks
	John Hinson, INF	*13	Phillies
	Jeff Schaus, OF	*27	Indians
	Casey Harman, P	29	Cubs
	John Nester, C/1B	39	Athletics
2011	Brad Miller, SS	2	Mariners
	Will Lamb, OF/P/1B	2	Rangers
	John Hinson, 3B/2B	13	Astros
	Jeff Schaus, OF	16	Dodgers
	Kevin Brady, P	*17	Indians
	Joseph Moorefield, P	*26	Royals
	Chris Epps, OF	45	Astros
	Scott Weismann, P	46	Cubs
2012	Richie Shaffer, 3B/1B	1	Rays
	Spencer Kieboom, C	5	Nationals
	Kevin Brady, P	10	Phillies
	Dominic Leone, P	16	Mariners
	Jason Stolz, INF	17	Rockies
	Phil Pohl, C/1B/OF	28	Athletics
	Scott Firth, P	*32	Phillies
	David Haselden, P	FA	White Sox
2013	Scott Firth, P	19	Rockies
2014	Daniel Gossett, P	2	Athletics
	Steve Wilkerson, INF	8	Orioles
	Matt Campbell, P	9	Dodgers
	Garrett Boulware, C	16	Reds
	Jay Baum, INF/OF	21	Mariners
	Matthew Crownover, P	*21	Giants
2015	Zack Erwin, P	4	White Sox
	Tyler Krieger, INF	4	Indians
	Steven Duggar, OF	6	Giants
	Matthew Crownover, P	6	Nationals
	Brody Koerner, P	17	Yankees
	Clate Schmidt, P	*32	Red Sox
	Eli White, INF	*37	Pirates

FIRST-ROUND DRAFT PICKS

Year	Player, Pos.	Team
1968	John Curtis, LHP	Red Sox
1975	Denny Walling, OF	Athletics
1979	Mike Sullivan, RHP	Reds
1987	Bill Spiers, SS	Brewers
1995	David Miller, 1B	Indians
1996	Kris Benson, RHP	Pirates
	Billy Koch, RHP	Blue Jays
1999	Mike Paradis, RHP	Orioles
2002	Khalil Greene, SS	Padres
2006	Tyler Colvin, OF	Cubs
2007	Daniel Moskos, LHP	Pirates
2010	Kyle Parker, OF	Rockies
2012	Richie Shaffer, 3B/1B	Rays
2018	Seth Beer, OF	Astros
2019	Logan Davidson, SS	Athletics

HIGHEST DRAFT PICKS

Year	Player, Pos.	Pick	Team
1996	Kris Benson, RHP	1	Pirates
1996	Billy Koch, RHP	4	Blue Jays
2007	Daniel Moskos, LHP	4	Pirates
1987	Bill Spiers, SS	13	Brewers
1999	Mike Paradis, RHP	13	Orioles
2002	Khalil Greene, SS	13	Padres
2006	Tyler Colvin, OF	13	Cubs
1979	Mike Sullivan, RHP	22	Reds
1995	David Miller, 1B	23	Indians

Note: Major league players in **bold**.

2016	Chris Okey, C	2	Reds
	Alex Bostic, P	10	Giants
	Eli White, INF	11	Athletics
	Weston Wilson, INF	17	Brewers
	Clate Schmidt, P	20	Tigers
	Pat Krall, P	*28	Cardinals
2017	Charlie Barnes, P	4	Twins
	Chase Pinder, OF	7	Cardinals
	Alex Eubanks, P	14	Rangers
	Paul Campbell, P	21	Rays
	Pat Krall, P	28	Athletics
	Jeremy Beasley, P	30	Angels
	Chris Williams, C	*31	Rays
	Ryan Miller, P	*31	Braves
	Reed Rohlfman, OF	35	Royals
	Tyler Jackson, P	FA	Mariners
2018	Seth Beer, OF	1	Astros
	Ryley Gilliam, P	5	Mets
	Ryan Miller, P	6	Diamondbacks
	Chris Williams, 1B	8	Twins
	Jake Higginbotham, P	11	Braves
	Drew Wharton, OF	30	Cubs
	Mitchell Miller, P	*31	Angels
2019	Logan Davidson, SS	1	Athletics
	Kyle Wilkie, C	12	Pirates
	Owen Griffith, P	20	Twins
	Grayson Byrd, INF/OF	24	Cubs
	Brooks Crawford, P	29	Giants
	Luke Sommerfeld, P	FA	Tigers

* - did not sign; \$ - secondary phase; # - drafted in January; ^ - supplemental pick between first and second rounds; Note: No draft prior to 1965; major league players in **bold**.

HISTORY & RECORDS

CHAMPIONSHIP TRADITION

Clemson has made 12 appearances in the College World Series and has won 18 NCAA regional championships. The tradition dates to 1947, when Clemson advanced to the Final Eight of the NCAA Tournament before losing to Yale and a first baseman named George Bush.

Clemson has won an ACC regular-season title 22 times, more than any other ACC school. The Tigers have won 15 ACC titles, also more than any other school. The program has the most ACC Tournament titles (10) in history as well.

CLEMSON HAS ADVANCED TO THE COLLEGE WORLD SERIES 12 TIMES, INCLUDING IN 2010.

TIGER TITLES

ACC REGULAR-SEASON TITLES (22)

Year	ACC	Overall
1954	8-4	14-10
1958	12-3	22-8
1959	11-5	24-8
1967	11-2	29-9
1973	10-2	24-16
1974	10-1	23-15
1975	10-2	33-10
1976	10-2	36-15
1977	9-1	42-10
1978	10-2	39-14
1979	10-1	40-15
1981	10-4	34-24
1982	10-2	37-22
1984	12-2	38-17
1985	9-4	36-30-1
1988	18-2	54-14
1991	18-3	60-10
1992	19-5	50-14
1994	20-4	57-18
1995	20-4	54-14
2006	24-6	53-16
2018	22-8	47-16

ACC TOURNAMENT TITLES (10)

Year	ACCT	Overall
1976	3-0	36-15
1978	3-0	39-14
1980	4-0	38-21
1981	5-1	34-24
1989	5-0	50-20
1991	5-0	60-10
1993	5-1	45-20
1994	4-1	57-18
2006	4-1	53-16
2016	4-0	44-20

NCAA REGIONAL TITLES (18)


Year	Regional	Overall
1947	3-1	24-5
1958	4-1	22-8
1959	3-0	24-8
1976	3-0	36-15
1977	3-1	42-10
1980	3-0	38-21
1991	4-0	60-10
1995	4-0	54-14
1996	4-0	51-17
1999	4-1	42-27
2000	3-0	51-18
2001	3-0	41-22
2002	3-0	54-17
2005	3-0	43-23
2006	3-0	53-16
2007	3-0	41-23
2009	4-1	44-22
2010	3-1	45-25

NCAA SUPER REGIONAL TITLES (4)

Year	SR	Overall
2000	2-0	51-18
2002	2-1	54-17
2006	2-0	53-16
2010	2-1	45-25

CWS APPEARANCES (12)

Year	CWS	Overall
1958	1-2	22-8
1959	1-2	24-8
1976	1-2	36-15
1977	1-2	42-10
1980	0-2	38-21
1991	0-2	60-10
1995	0-2	54-14
1996	2-2	51-17
2000	1-2	51-18
2002	2-2	54-17
2006	1-2	53-16
2010	2-2	45-25



TEAM RECORDS

BATTING

AT-BATS

Inning:	22	vs. NC State, 4-6-1979 (9th)
Game:	73	vs. Fordham, 5-26-1988
Both Teams:	135	vs. Fordham, 5-26-1988 (Clemson 70, Fordham 65)
Season:	2,639	1994

HITS

Inning:	12	at NC State, 4-6-1979 (9th)
	12	vs. Maryland, 3-21-1998 (3rd)
Game:	29	vs. Auburn, 5-8-1982
Both Teams:	48	vs. Auburn, 5-8-1982 (Clemson 29, Auburn 19)
Season:	874	1991

DOUBLES

Game:	10	vs. Coastal Carolina, 2-18-1989
Both Teams:	12	vs. Auburn, 5-8-1982 (Clemson 7, Auburn 5)
Season:	189	1991

TRIPLES

Game:	5	vs. Duke, 4-6-1986
Both Teams:	7	vs. Howard, 4-8-1978 (Clemson 4, Howard 3)
Season:	39	1986

HOME RUNS

Inning:	5	vs. South Carolina, 5-8-1962 (6th)
Game:	8	vs. South Carolina, 5-8-1962
Both Teams:	11	vs. South Carolina, 5-8-1962 (Clemson 8, South Carolina 3)
	11	vs. Vanderbilt, 6-3-2018 (Vanderbilt 9, Clemson 2)
Season:	112	2002

RBIs

Game:	37	at NC State, 4-6-1979
Both Teams:	52	vs. South Carolina, 4-23-1997 (South Carolina 36, Clemson 16)
Season:	622	1991

BATTING AVERAGE

Game:	.523	vs. Georgia Southern, 3-12-2002 (23-for-44)
	.523	vs. Davidson, 5-17-2011 (23-for-44)
Season:	.341	1991 (874-for-2562)

TOTAL BASES

Game:	56	vs. South Carolina, 5-8-1962 (12 1B, 6 2B, 8 HR)
Both Teams:	94	vs. South Carolina, 5-8-1962 (22 1B, 11 2B, 2 3B, 11 HR)
Season:	1,462	1991

RUNS

Inning:	19	vs. Maryland, 3-21-1998 (3rd)
Game:	41	at NC State, 4-6-1979
Both Teams:	54	vs. South Carolina, 4-23-1997 (South Carolina 38, Clemson 16)
Season:	698	1991

HIGHEST RUN MARGIN

Game:	+32	at NC State, 4-6-1979 (41-9)
Season:	+385	1991 (698-313)
Per Game:	+5.5	1991

LOWEST RUN MARGIN

Game:	-23	at Georgia, 4-4-1939 (4-27)
Season:	-70	1956 (102-172)
Per Game:	-3.5	1956

STOLEN BASES

Game:	12	vs. The Citadel, 4-21-1950
Season:	188	1988
Per Game:	2.8	1978

WINNING STREAKS

Rk	WS	First Opponent	Score	Date	Ended By	Score	Date
1.	26	Columbus ⁽¹⁾	12-2	2-26-1977	South Carolina	1-2	3-28-1977
2.	25	Texas-Arlington	18-0	2-18-1995	South Carolina	2-4	3-28-1995
3.	21	Ohio State ⁽²⁾	4-3	3-26-1988	South Carolina	7-11	4-23-1988
4.	17	Eastern Kentucky ⁽¹⁾	7-0	2-16-1992	Maryland	9-10	3-15-1992
	17	Boston College ⁽²⁾	4-1	4-22-2006	+ Georgia Tech ⁽¹⁾	7-8	5-27-2006
6.	15	Charlotte	23-6	2-24-1988	% Brigham Young	2-9	3-15-1992
	15	Maine	7-3	2-23-1996	Duke ⁽¹⁾	4-7	3-16-1996
8.	14	Seton Hall	7-5	3-28-1989	Maryland ⁽¹⁾	4-5	4-16-1989
	14	Winthrop	5-4	3-4-2003	Western Carolina	5-9	3-25-2003
10.	13	Tennessee	6-3	5-9-1991	! Creighton	4-8	6-1-1991
	13	Auburn	7-4	2-22-2002	South Alabama	4-6	3-16-2002
	13	South Alabama	11-3	3-17-2002	NC State	0-3	4-6-2002

+ - Jacksonville, Fla.; % - Fresno, Calif.; ! - Omaha, Neb.

PITCHING

INNINGS PITCHED

Game:	19.1	vs. Georgia, 4-16-2019
Season:	689.0	1994

HITS ALLOWED

Game:	0	vs. many
Season:	93	1953
Per 9 IP:	5.62	1953 (93 H, 149.0 IP)

RUNS ALLOWED

Game:	0	vs. many
Season:	79	1953
Per Game:	2.71	1967

EARNED RUNS ALLOWED

Game:	0	vs. many
Season:	39	1953
Per Game:	2.05	1967

STRIKEOUTS

Game:	24	vs. Georgia, 4-16-2019
Season:	663	1996
Per 9 IP:	9.69	1996

WALKS ALLOWED

Game:	0	vs. many
Season:	58	1957
Per 9 IP:	2.26	2017

FIELDING

ERRORS

Game:	12	vs. Georgia, 4-6-1946
Both Teams:	18	vs. Georgia, 4-6-1946
Season:	135	1985

FIELDING PERCENTAGE

Game:	1.000	vs. many
Season:	.975	2018 (60 errors, 2,370 chances)

DOUBLE PLAYS

Game:	6	vs. New Orleans, 5-21-1989
	6	vs. Georgia, 4-5-1995
Both Teams:	8	vs. North Carolina-Wilmington, 2-27-1988 (Clemson 4, North Carolina-Wilmington 4)
Season:	81	1995
	81	2010

TRIPLE PLAYS

Game:	1	vs. many
Season:	1	1955, 1971, 1995

MISCELLANEOUS SINGLE-SEASON RECORDS

Games:	75	1994
Consecutive Games Scoring a Run:	232	4-24-1984 to 5-4-1986
Wins:	60	1991
Consecutive Wins:	26	1977
Winning Percentage:	85.7	1991 (60-10)
Slugging Percentage:	.571	1991 (1,462 TB, 2,562 AB)
Runners Left on Base:	610	1999
Complete Games:	27	1976
Pitching Shutouts:	11	1977
ERA:	2.16	1967 (78 ER, 335.0 IP)
Strikeout-to-Walk Ratio:	3.93	2017 (562 K, 143 BB)
Saves:	26	2002



THE 1991 TIGERS SET THE SCHOOL RECORD FOR WINS (60) IN A SEASON.

INDIVIDUAL RECORDS

BATTING

GAMES

Season:	75 Seth Brizek, 1994
	75 Mike Hampton, 1994
	75 Shane Monahan, 1994
Career:	272 Khalil Greene, 1999-02

AT-BATS

Game:	9 Tony Masone at NC State, 4-6-1979
	9 Bert Heffernan vs. Fordham, 5-26-1988
	9 Grayson Byrd vs. Georgia, 4-16-2019
	9 Bryar Hawkins vs. Georgia, 4-16-2019
Season:	330 Shane Monahan, 1994
Career:	1,069 Khalil Greene, 1999-02

HITS

Inning:	3 Robert Bonnette at NC State (9th), 4-7-1979
Game:	6 Joey Taylor vs. South Carolina, 5-8-1962
	6 Neil Simons vs. Georgia, 2-27-1980
	6 Greg Guin at Georgia, 4-8-1981
	6 Bob Paulling vs. Georgia Tech, 4-17-1983
	6 Bert Heffernan vs. Auburn, 3-25-1987
	6 Jerry Brooks vs. Charlotte, 2-24-1988
	6 Chad Phillips vs. Maryland, 3-15-1992
	6 Brad McCann vs. College of Charleston, 5-12-2004
Consecutive:	9 Bob Paulling vs. Georgia Tech (6) & Virginia (3), 4-17,20-1983
Hitting Streak:	41 Rusty Adkins, 1965,66
Season:	137 Shane Monahan, 1994
Career:	403 Khalil Greene, 1999-02

DOUBLES

Game:	3 Joey Taylor vs. South Carolina, 5-8-1962
	3 Pat Fitzsimmons vs. Wake Forest, 4-26-1975
	3 Dave Caldwell vs. Arizona State, 6-10-1977
	3 Tim Teufel vs. Western Carolina, 2-28-1980
	3 Bert Heffernan vs. Auburn, 3-25-1987
	3 Mike Couture at Coastal Carolina, 2-18-1989
	3 Mike Lockhart vs. Davidson, 4-3-1989
	3 Khalil Greene at Arkansas, 5-29-1999
	3 Khalil Greene at North Carolina, 4-1-2000
	3 Russell Triplett at Old Dominion, 3-20-2001
	3 Khalil Greene vs. South Carolina, 3-3-2002
	3 Tyler Colvin vs. Florida State, 5-3-2004
	3 Tyler Colvin at NC State, 4-24-2005
	3 Taylor Harbin vs. Miami (Fla.), 5-21-2005
	3 Marquez Smith vs. Florida State, 5-12-2006
	3 Richie Shaffer vs. Holy Cross, 3-7-2012
	3 Reed Rohlman vs. Florida State, 5-16-2015
Season:	33 Khalil Greene, 2002
Career:	95 Khalil Greene, 1999-02

TRIPLES

Game:	2 many
Season:	11 Bill Spiers, 1987
Career:	21 Shane Monahan, 1993-95

HOME RUNS

Inning:	2 Brooks Shumake vs. Maryland (1st), 4-15-1982
	2 Chuck Baldwin vs. Maryland (1st), 3-27-1986
	2 Kyle Frank at Maryland (2nd), 4-20-2003
	2 Wilson Boyd vs. Mercer (3rd), 2-24-2008
	2 Logan Davidson vs. Notre Dame (4th), 5-23-2018
Game:	3 Ray Mathews vs. Furman, 5-1-1950
	3 Bill Barnett vs. Furman, 4-22-1953
	3 Jack McCall vs. Georgia Tech, 4-14-1964
	3 Denny Walling at Wake Forest, 4-19-1975
	3 Neil Simons at NC State, 4-7-1979
	3 Bob Paulling at Georgia, 4-6-1983
	3 Steve Baucom at Charlotte, 3-31-1987
	3 Chuck Baldwin at Maryland, 5-5-1987
	3 Shane Monahan at NC State, 4-11-1993
	3 Jeff Baker vs. Winthrop, 4-3-2002
	3 Taylor Harbin at NC State, 4-23-2005
	3 Kyle Parker at Wake Forest, 3-9-2008 ⁽²⁾
	3 John Hinson vs. South Carolina-Upstate, 4-21-2010
	3 Grayson Byrd vs. Charleston Southern, 3-13-2018
Season:	27 Khalil Greene, 2002
Career:	59 Jeff Baker, 2000-02
	59 Andy D'Alessio, 2004-07

EXTRA BASE HITS

Game:	5 Joey Taylor vs. South Carolina, 5-8-1962 (3 2B, 2 HR)
Season:	61 Khalil Greene, 2002 (33 2B, 1 3B, 27 HR)
Career:	154 Khalil Greene, 1999-02 (95 2B, 7 3B, 52 HR)

RBIs

Game:	10 Ray Mathews vs. Furman, 5-1-1950
	10 Neil Simons at NC State, 4-7-1979
	10 Jerry Brooks vs. Charlotte, 2-24-1988
Season:	91 Khalil Greene, 2002
Career:	276 Khalil Greene, 1999-02

BATTING AVERAGE

Season:	.485 Dude Buchanan, 1941 (33 H, 68 AB) (min. 50 AB)
	.470 Khalil Greene, 2002 (134 H, 285 AB) (min. 100 AB)
	.470 Khalil Greene, 2002 (134 H, 285 AB) (min. 150 AB)
Career:	.421 Denny Walling, 1975 (59 H, 140 AB) (min. 100 AB)
	.402 Dude Buchanan, 1939-41 (74 H, 184 AB) (min. 150 AB)
	.394 Shane Monahan, 1993-95 (337 H, 856 AB) (min. 500 AB)
	.394 Shane Monahan, 1993-95 (337 H, 856 AB) (min. 700 AB)

SLUGGING PERCENTAGE

Season:	.877 Khalil Greene, 2002 (250 TB, 285 AB) (min. 50 AB)
	.877 Khalil Greene, 2002 (250 TB, 285 AB) (min. 100 AB)
	.877 Khalil Greene, 2002 (250 TB, 285 AB) (min. 150 AB)
Career:	.807 Denny Walling, 1975 (113 TB, 140 AB) (min. 100 AB)
	.668 Tim Teufel, 1979,80 (244 TB, 365 AB) (min. 300 AB)
	.648 Seth Beer, 2016-18 (419 TB, 647 AB) (min. 500 AB)

TOTAL BASES

Game:	16 Taylor Harbin at NC State, 4-23-2005 (1 1B, 1 3B, 3 HR)
Season:	250 Khalil Greene, 2002 (73 1B, 33 2B, 1 3B, 27 HR)
Career:	668 Khalil Greene, 1999-02 (249 1B, 95 2B, 7 3B, 52 HR)

RUNS

Game:	7 Dave Buffamoyer at NC State, 4-6-1979
Season:	97 Shane Monahan, 1994
Career:	285 Bert Heffernan, 1982-85

STOLEN BASES

Game:	5 Fred Knoebel vs. Furman, 4-26-1950
	5 Mike Couture vs. NC State, 5-6-1989
Season:	47 Henry Threadgill, 1989
	47 Kevin Northrup, 1992
Career:	85 Henry Threadgill, 1986-89
	85 Mike Couture, 1987-90

SACRIFICE BUNTS

Game:	2 many
Season:	21 Brad Chalk, 2006
Career:	40 Brad Chalk, 2005-07

SACRIFICE FLIES

Game:	2 many
Season:	11 Keith Williams, 1993
Career:	20 Matthew LeCroy, 1995-97
	20 Khalil Greene, 1999-02

HIT-BY-PITCH

Game:	3 Khalil Greene vs. New York Tech, 3-30-2001
	3 Bo Majkowski vs. Boston College, 5-21-2019
Season:	21 Khalil Greene, 2001
Career:	58 Khalil Greene, 1999-02

WALKS

Game:	5 many
Season:	64 Jason Harris, 1999
	64 Henri Stanley, 1999
	64 Seth Beer, 2017
Career:	207 Bert Heffernan, 1985-88

WALKS PER AT-BAT

Season:	1/2.93 Brian Ellis, 1998
Career:	1/3.59 Seth Beer, 2016-18

PITCHING

GAMES

Season:	33 Scott Winchester, 1995
	33 Nick Glaser, 2000
	33 Daniel Moskos, 2006
	33 Alex Frederick, 2010
Career:	98 Matt Additon, 1997-00

STARTS

Season:	19 Brian Barnes, 1988
	19 Brian Barnes, 1989
	19 Jason Dawsey, 1995
	19 Kris Benson, 1996
	19 Ryan Mottl, 2000
	19 Steve Reba, 2002
	19 Casey Harman, 2010
Career:	68 Ryan Mottl, 1997-00

COMPLETE GAMES

Season:	11 Chuck Porter, 1976
Career:	26 Rusty Gerhardt, 1969-72

SHUTOUTS

Season:	4 Ron Musselman, 1976
	4 Kris Benson, 1996
Career:	6 Ron Musselman, 1976,77

WINS

Season:	16 Brian Barnes, 1989
Consecutive:	15 Kris Benson, 1995-96
	12 Chuck Porter, 1976
	12 Ron Musselman, 1977
	12 Jason Angel, 1991
Career:	44 Brian Barnes, 1986-89

WINNING PERCENTAGE

Season:	100.0 Chuck Porter, 1976 (12-0)
Career:	94.4 Mike Kimbrell, 1988-91 (17-1)

INNINGS PITCHED

Game:	16.0 Chuck Porter vs. Virginia, 4-19-1974 ⁽¹⁾
Season:	156.0 Kris Benson, 1996
Career:	475.1 Brian Barnes, 1986-89

ERA

Season:	0.59 Scott Winchester, 1995 (3 ER, 45.2 IP)
Career:	1.51 Billy O'Dell, 1952-54 (37 ER, 219.2 IP)

STRIKEOUTS

Game:	21 Flint Rhem vs. Furman, 4-30-1923
	21 Billy O'Dell vs. South Carolina, 4-4-1952
	20 Joe Hazle at The Citadel, 4-18-1947
	18 Billy O'Dell vs. Furman, 4-23-1952
	18 Brian Barnes vs. Appalachian State, 3-6-1988
	18 Brian Barnes vs. Old Dominion, 3-7-1989
	17 Harold Stowe vs. Florida, 6-9-1958
	17 Damon Vincent vs. Wake Forest, 5-14-1962
	17 Brian Barnes vs. South Carolina, 3-31-1989
	17 Brian Barnes vs. Wake Forest, 3-19-1989
	17 Kris Benson vs. Virginia Tech, 3-10-1996
Season:	208 Brian Barnes, 1989
Career:	513 Brian Barnes, 1986-89

STRIKEOUTS PER NINE INNINGS PITCHED

Game:	21.0 Billy O'Dell vs. South Carolina, 4-4-1952
Season:	13.4 Billy O'Dell, 1953 (108 K, 72.1 IP)
Career:	12.3 Billy O'Dell, 1952-54 (300 K, 219.2 IP)

STRIKEOUT-TO-WALK RATIO

Season:	7.56 Kris Benson, 1996 (204 K, 27 BB)
Career:	4.83 Alex Eubanks, 2016,17 (174 K, 36 BB)

HITS PER NINE INNINGS PITCHED

Season:	3.11 Billy O'Dell, 1953 (25 H, 72.1 IP)
Career:	5.29 Billy O'Dell, 1952-54 (129 H, 219.2 IP)

WALKS PER NINE INNINGS PITCHED

Season:	1.08 Tyler Jackson, 2017 (10 BB, 83.1 IP)
Career:	1.71 Phillip Lowery, 1986-88 (32 BB, 168.2 IP)

SAVES

Season:	15 Nick Glaser, 2000
Career:	34 Scott Winchester, 1993-95

BATTERS FACED

Season:	606 Kris Benson, 1996
Career:	2,052 Brian Barnes, 1986-89

YEARLY BATTING & FIELDING STATS

Year	W-L-T	G	AB	R	H	2B	3B	HR	TB	RBI	SH	SF	HP	SB	BB	SO	BA	Sig%	PO	A	E	DP	Fld %
1939	10-7-0	17	539	85	140	20	7	8	198	52	---	---	---	18	---	---	.259	.367	445	185	45	9	.933
1940	11-2-2	15	499	141	139	14	13	5	194	---	---	---	---	16	---	---	.279	.389	401	177	56	8	.912
1941	10-6-0	16	598	139	173	27	8	16	264	107	---	---	---	21	---	---	.289	.441	417	180	45	11	.930
1942	8-8-0	16	611	130	190	21	7	9	252	---	---	---	---	31	71	62	.311	.412	439	157	63	11	.904
1943	12-3-0	15	512	168	168	22	11	14	254	---	---	---	---	50	---	---	.328	.496	397	165	46	8	.924
1944	----- No Team -----																						
1945	7-5-0	12	402	81	83	9	3	4	110	---	---	---	---	15	61	67	.206	.274	295	127	38	4	.917
1946	12-5-0	17	639	125	166	23	9	5	222	85	---	---	---	15	79	90	.260	.347	476	235	65	5	.916
1947	24-5-0	29	975	244	252	48	11	15	367	157	---	---	---	40	155	123	.258	.376	---	---	78	---	---
1948	14-12-1	27	968	148	241	33	9	20	352	114	---	---	---	51	72	144	.249	.364	---	---	79	---	---
1949	11-12-0	23	895	180	276	47	13	27	430	155	---	---	---	24	---	---	.308	.480	---	---	65	---	---
1950	20-11-0	31	1162	277	340	45	13	32	507	235	---	---	---	92	---	---	.293	.436	---	---	83	---	---
1951	16-6-0	22	758	177	215	33	9	15	311	116	---	---	---	75	98	60	.284	.410	---	---	57	---	---
1952	10-12-0	22	669	145	191	37	5	16	286	133	2	---	---	8	92	83	.286	.428	---	---	75	---	---
1953	11-6-0	17	583	111	153	30	6	13	234	94	10	---	6	15	56	98	.263	.401	440	161	57	5	.913
1954	14-10-0	24	824	155	210	23	12	25	332	130	14	---	10	38	126	121	.255	.403	624	231	66	13	.928
1955	7-11-0	18	627	100	176	28	6	13	255	80	5	---	8	9	75	101	.281	.407	464	189	66	10	.908
1956	4-14-0	18	625	104	152	13	8	19	238	93	11	---	---	8	---	---	.243	.381	478	178	68	7	.897
1957	6-12-0	18	602	70	131	15	5	5	173	57	3	1	---	5	68	109	.216	.287	465	183	48	---	.931
1958	22-8-0	30	1057	211	289	47	10	13	395	181	18	12	---	18	133	170	.273	.374	795	313	71	18	.940
1959	24-8-0	32	1107	223	302	38	22	17	435	184	12	15	12	45	191	173	.273	.393	860	308	70	21	.940
1960	11-10-1	22	786	152	228	32	15	20	350	132	6	11	14	23	111	107	.290	.445	583	262	55	28	.939
1961	12-11-0	23	793	182	230	40	8	16	334	161	4	14	17	11	154	154	.290	.421	577	245	50	17	.943
1962	17-8-0	25	905	215	282	42	7	49	458	182	6	7	8	21	130	141	.313	.508	645	321	43	29	.957
1963	15-11-0	26	953	185	269	34	14	22	397	160	8	9	8	27	140	143	.282	.417	694	271	57	29	.944
1964	13-13-0	26	903	174	251	34	15	26	393	151	6	11	15	13	126	170	.278	.435	692	306	48	12	.954
1965	18-10-2	30	1028	190	298	51	16	26	459	166	8	15	9	24	122	166	.289	.446	771	295	62	22	.945
1966	20-7-2	29	1048	264	336	49	18	35	526	230	2	15	13	36	159	169	.321	.502	764	309	47	30	.958
1967	29-9-0	38	1269	206	335	55	17	20	484	178	7	14	14	42	168	224	.264	.381	1005	387	55	35	.962
1968	27-14-0	41	1243	189	291	39	15	21	423	158	7	8	24	24	169	255	.234	.340	976	433	76	33	.949
1969	27-17-2	46	1495	332	427	60	25	43	666	275	8	17	11	44	256	277	.286	.455	1104	428	90	43	.945
1970	32-16-0	48	1447	243	364	54	31	21	543	197	22	16	28	47	214	251	.252	.371	1145	456	81	29	.952
1971	27-14-0	41	1357	199	343	52	20	18	489	168	11	11	15	30	201	275	.253	.360	1068	399	84	21	.946
1972	19-14-0	33	1079	161	282	42	14	17	403	140	15	5	21	19	141	214	.261	.374	827	346	55	20	.955
1973	24-16-0	40	1254	200	325	46	14	29	486	180	12	11	15	20	160	175	.259	.388	987	397	68	31	.953
1974	23-15-0	38	1355	254	393	72	16	26	575	228	10	18	18	31	203	163	.290	.424	1018	480	87	45	.945
1975	33-10-0	43	1422	306	405	75	14	32	604	257	6	21	16	88	226	209	.285	.425	1095	417	61	32	.961
1976	36-15-0	51	1802	327	496	79	28	39	748	288	16	27	32	50	267	240	.275	.415	1394	602	68	68	.967
1977	42-10-0	52	1776	403	548	99	22	43	820	345	20	24	15	75	307	222	.309	.462	1340	583	66	60	.967
1978	39-14-0	53	1699	378	504	93	23	43	772	320	29	12	10	143	294	217	.297	.454	1300	561	84	30	.957
1979	40-15-0	55	1906	457	586	104	20	82	976	412	20	22	11	102	293	233	.307	.512	1415	552	104	31	.950
1980	38-21-0	59	1996	384	581	104	19	46	861	348	13	17	23	117	287	196	.291	.431	1540	688	106	49	.955
1981	34-24-0	58	2098	405	601	129	18	57	937	365	11	28	12	73	290	325	.287	.447	1550	701	107	48	.955
1982	37-22-0	59	2133	482	637	129	18	64	994	415	5	22	16	103	334	302	.299	.466	1559	730	101	54	.958
1983	30-20-1	51	1756	331	505	88	14	44	753	294	11	17	17	92	243	294	.288	.429	1320	613	85	53	.958
1984	38-17-0	55	1856	384	539	86	20	48	809	342	15	26	21	78	297	331	.290	.436	1425	673	90	61	.959
1985	36-30-1	67	2333	469	719	131	25	77	1131	418	15	39	45	114	298	369	.308	.485	1704	777	135	60	.948
1986	42-21-0	63	2384	550	771	146	39	80	1235	490	4	32	19	129	323	301	.323	.518	1696	780	113	70	.956
1987	54-14-1	69	2408	580	770	140	33	66	1174	516	6	38	29	123	318	337	.320	.488	1769	787	96	74	.964
1988	54-14-0	68	2398	564	757	160	24	82	1208	477	3	37	41	188	304	325	.316	.504	1795	742	98	65	.963
1989	50-20-0	70	2406	503	679	143	26	57	1046	453	14	38	41	163	397	446	.282	.435	1875	702	109	59	.959
1990	43-23-0	66	2287	524	696	120	27	75	1095	459	16	37	42	119	310	379	.304	.479	1709	697	99	46	.960
1991	60 -10-0	70	2562	698	874	189	33	111	1462	622	23	46	40	94	382	455	.341	.571	1847	790	117	61	.958
1992	50-14-0	64	2240	481	687	135	27	35	981	411	27	27	38	131	303	307	.307	.438	1701	717	89	56	.964
1993	45-20-0	65	2302	482	719	143	29	54	1082	419	20	41	49	71	258	355	.312	.470	1723	713	113	58	.956
1994	57-18-0	75	2639	514	774	145	27	48	1117	441	28	40	67	115	386	394	.293	.423	2067	818	117	60	.961
1995	54-14-0	68	2419	570	767	143	31	75	1197	481	35	31	57	88	344	405	.317	.495	1830	751	96	81	.964
1996	51-17-0	68	2320	473	682	145	17	64	1050	427	36	37	54	63	364	452	.294	.453	1847	748	95	51	.965
1997	41-23-0	64	2310	565	725	141	11	95	1173	509	18	28	59	51	369	426	.314	.508	1705	697	100	56	.960
1998	43-16-0	59	2102	529	686	133	16	64	1043	473	36	30	36	82	388	407	.326	.496	1589	703	83	41	.965
1999	42-27-0	69	2436	612	746	169	11	72	1153	550	36	31	47	121	463	507	.306	.473	1843	778	100	75	.963
2000	51-18-0	69	2387	516	725	141	28	37	1033	458	47	26	65	112	319	432	.304	.433	1852	801	86	62	.969
2001	41-22-0	63	2276	486	694	138	11	85	1109	439	38	28	69	97	239	379	.305	.487	1691	719	79	55	.968
2002	54-17-0	71	2535	581	821	157	18	112	1350	522	26	23	67	91	322	447	.324						

YEARLY PITCHING STATS

Year	W-L-T	Saves	CG	SHO	IP	H	H/9 IP	R	ER	ERA	SO	SO/9 IP	BB	SO/BB
1953	11-6-0	---	7	3	149.0	93	5.62	79	39	2.36	159	9.60	77	2.06
1954	14-10-0	---	14	3	207.0	183	7.96	112	67	2.91	178	7.96	83	2.14
1955	7-11-0	---	9	0	160.0	---	---	---	---	---	113	6.62	75	1.51
1956	4-14-0	---	8	0	163.0	182	10.05	94	94	5.20	97	5.36	113	0.86
1957	6-12-0	---	9	1	155.0	157	9.12	91	75	4.35	91	5.28	58	1.57
1958	22-8-0	---	13	0	265.0	255	8.66	146	109	3.69	223	7.57	130	1.72
1959	24-8-0	---	9	3	286.2	195	6.12	111	76	2.39	276	8.67	122	2.26
1960	11-10-1	---	4	2	194.0	196	9.14	118	85	3.94	116	5.38	84	1.38
1961	12-11-0	---	10	1	192.1	187	8.76	134	100	4.68	129	6.04	126	1.02
1962	17-8-0	---	10	1	215.0	220	9.21	143	111	4.65	140	5.86	123	1.14
1963	15-9-0	---	5	0	231.1	226	8.79	161	113	4.40	181	7.04	138	1.31
1964	13-13-0	---	11	1	230.2	222	8.66	144	98	3.82	159	6.20	109	1.46
1965	18-10-2	---	11	4	257.0	220	7.70	125	88	3.08	238	8.33	131	1.82
1966	20-7-2	---	5	2	254.2	216	7.63	142	107	3.78	203	7.17	157	1.29
1967	29-9-0	---	8	7	335.0	244	6.56	103	78	2.16	268	7.20	135	1.99
1968	27-14-0	---	15	6	325.1	258	6.34	140	89	2.46	238	6.58	131	1.82
1969	27-12-2	---	14	2	368.0	332	8.12	232	176	4.30	293	7.17	227	1.29
1970	36-12-0	---	17	5	381.2	297	7.00	161	120	2.83	288	6.79	197	1.46
1971	27-14-0	---	12	4	356.0	295	7.46	154	117	2.96	307	7.76	142	2.16
1972	19-14-0	---	12	8	275.2	230	7.51	114	89	2.91	184	6.00	126	1.46
1973	24-16-0	8	8	6	329.0	262	7.17	167	126	3.45	242	6.62	168	1.44
1974	23-15-0	4	12	5	339.1	293	7.77	156	111	2.94	183	4.85	166	1.10
1975	33-10-0	13	14	4	365.0	277	6.83	133	100	2.47	253	6.24	183	1.38
1976	36-15-0	9	27	7	464.2	401	7.77	213	163	3.16	303	5.87	177	1.71
1977	42-10-0	13	19	11	446.2	409	8.24	209	166	3.34	309	6.23	210	1.47
1978	39-14-0	10	20	5	433.1	405	8.41	215	166	3.45	307	6.38	166	1.85
1979	40-15-0	10	14	5	471.2	437	8.34	255	184	3.51	353	6.74	203	1.74
1980	38-21-0	12	15	9	513.1	442	7.75	254	197	3.45	340	5.96	219	1.55
1981	34-24-0	9	15	4	516.2	537	9.35	328	265	4.62	255	4.44	237	1.08
1982	37-22-0	10	16	5	519.2	530	9.18	281	220	3.81	284	4.92	219	1.30
1983	30-20-1	11	4	5	440.0	387	7.92	223	170	3.48	251	5.13	221	1.14
1984	38-17-0	9	14	6	475.0	418	7.92	209	158	2.99	289	5.48	192	1.51
1985	36- 30 -1	10	18	4	567.2	639	10.13	426	329	5.18	337	5.34	317	1.06
1986	42-21-0	12	6	1	565.1	568	9.04	374	300	4.78	299	4.76	317	0.94
1987	54-14-1	16	17	6	589.2	570	8.67	315	248	3.79	399	6.09	290	1.38
1988	54-14-0	19	12	3	598.1	545	8.20	307	246	3.70	489	7.36	261	1.87
1989	50-20-0	17	12	6	625.0	531	7.65	293	224	3.22	626	9.01	297	2.11
1990	43-23-0	10	11	4	569.0	537	8.49	320	260	4.11	480	7.59	267	1.80
1991	60 -10-0	12	9	8	615.2	577	8.43	313	251	3.67	480	7.01	262	1.83
1992	50-14-0	14	6	8	567.1	484	7.68	222	180	2.86	463	7.34	221	2.10
1993	45-20-0	15	4	1	574.1	603	9.45	332	265	4.15	450	7.05	223	2.02
1994	57-18-0	18	3	3	689.0	649	8.48	346	265	3.46	626	8.18	249	2.51
1995	54-14-0	17	4	8	610.0	504	7.43	287	219	3.23	591	8.72	242	2.44
1996	51-17-0	10	12	10	615.2	494	7.22	254	207	3.03	663	9.69	210	3.16
1997	41-23-0	12	5	1	568.1	701	11.10	475	401	6.35	474	7.51	295	1.61
1998	43-16-0	12	2	3	531.0	501	8.49	302	252	4.27	465	7.88	222	2.09
1999	42-27-0	9	1	1	614.1	726	10.64	480	397	5.82	538	7.88	318	1.69
2000	51-18-0	21	3	6	617.1	618	9.01	323	274	3.99	438	6.39	257	1.70
2001	41-22-0	10	3	5	563.2	584	9.34	319	259	4.14	482	7.71	212	2.27
2002	54-17-0	26	1	4	635.2	652	9.23	350	296	4.19	520	7.36	236	2.20
2003	39-22-0	11	1	5	542.0	567	9.42	325	255	4.23	410	6.81	210	1.95
2004	39-26-0	15	1	3	580.1	592	9.18	330	283	4.39	525	8.14	221	2.38
2005	43-23-0	9	6	4	587.2	608	9.31	298	257	3.94	500	7.66	223	2.24
2006	53-16-0	17	2	6	615.0	558	8.17	277	223	3.26	550	8.05	211	2.61
2007	41-23-0	12	1	4	572.1	575	9.04	292	237	3.73	525	8.26	229	2.29
2008	31-27-1	12	2	2	518.1	593	10.30	341	274	4.76	441	7.66	178	2.48
2009	44-22-0	13	1	4	594.1	569	8.62	279	243	3.68	548	8.30	203	2.70
2010	45-25-0	14	1	2	626.0	684	9.83	385	326	4.69	486	6.99	230	2.11
2011	43-20-0	16	1	7	558.1	496	8.00	247	206	3.32	486	7.83	183	2.66
2012	35-28-0	13	0	1	575.1	588	9.20	289	249	3.90	460	7.20	248	1.85
2013	40-22-0	15	1	8	563.0	560	8.95	259	201	3.21	407	6.51	202	2.01
2014	36-25-0	13	4	4	548.0	502	8.24	285	240	3.94	496	8.15	237	2.09
2015	32-29-0	11	1	3	549.0	536	8.79	303	247	4.05	497	8.15	200	2.49
2016	44-20-0	11	2	3	575.0	599	9.38	344	283	4.43	468	7.33	216	2.17
2017	42-21-0	11	3	9	569.2	563	8.89	276	227	3.59	562	8.88	143	3.93
2018	47-16-0	21	0	2	571.2	514	8.09	264	232	3.65	520	8.19	236	2.20
2019	35-26-0	15	0	1	555.1	516	8.36	319	276	4.47	521	8.44	235	2.22

Note: **Bolded** figure denotes Clemson single-season high (single-season best for ratios).

SEASON BESTS

BATTING

GAMES			
Rk	Player	Year	G
1.	Seth Brizek	1994	75
	Mike Hampton	1994	75
	Shane Monahan	1994	75
4.	David Miller	1994	71
	Andy Monin	1994	71
	Khalil Greene	2002	71
	Michael Johnson	2002	71
8.	Kyle Frank	2002	70
	Jeff Schaus	2010	70
10.	Steve Baucom	1987	69
	Mike Couture	1989	69
	Henry Threadgill	1989	69
	Eric Macrina	1991	69
	Khalil Greene	1999	69
	Jason Harris	1999	69
	Henri Stanley	1999	69
	Patrick Boyd	2000	69
	Khalil Greene	2000	69
	Casey Stone	2000	69
	Adrian Casanova	2006	69
	Tyler Colvin	2006	69
	Andy D'Alessio	2006	69
	Herman Demmink	2006	69
	Mike Freeman	2010	69
	Brad Miller	2010	69

AT-BATS

Rk	Player	Year	G	AB
1.	Shane Monahan	1994	75	330
2.	Mike Freeman	2010	69	299
3.	Chuck Baldwin	1986	63	289
4.	David Miller	1994	71	288
5.	Seth Brizek	1994	75	287
	Mike Hampton	1994	75	287
7.	Khalil Greene	2002	71	285
8.	Jerry Brooks	1988	68	284
	Kyle Frank	2002	70	284
	Jeff Schaus	2010	70	284

HITS

Rk	Player	Year	G	Hits
1.	Shane Monahan	1994	75	137
2.	Khalil Greene	2002	71	134
3.	Mike Hampton	1994	75	109
4.	Chuck Baldwin	1986	63	107
5.	Jerry Brooks	1988	68	106
	Shane Monahan	1995	67	106
7.	Gary Burnham	1997	64	104
8.	David Miller	1995	68	103
	Casey Stone	2001	62	103
10.	Brian Kowitz	1990	66	102

MULTIPLE-HIT GAMES

Rk	Player	Year	G	MHG
1.	Shane Monahan	1994	75	46
2.	Khalil Greene	2002	71	42
3.	Chuck Baldwin	1986	63	37
4.	Mike Hampton	1994	75	34
	David Miller	1995	68	34
6.	Shane Monahan	1995	68	33
7.	Khalil Greene	1999	69	31
8.	Jerry Brooks	1988	68	30
	Mike Milchin	1988	68	30
	Brian Kowitz	1990	66	30
	Gary Burnham	1997	64	30
	Patrick Boyd	1999	62	30
	Casey Stone	2001	60	30

SINGLES

Rk	Player	Year	G	1B
1.	Shane Monahan	1994	75	94
2.	Casey Stone	2000	69	82
	Casey Stone	2001	60	82
4.	Mike Hampton	1994	75	73
	Khalil Greene	2002	71	73
6.	David Miller	1994	71	72
	Eric DeMoura	1997	63	72
8.	Brian Kowitz	1990	66	71
	Brad Chalk	2006	68	71
10.	David Miller	1995	68	70
	Kyle Frank	2002	70	70

DOUBLES

Rk	Player	Year	G	2B
1.	Khalil Greene	2002	71	33
2.	Kurt Bultmann	1997	60	31
3.	Taylor Harbin	2005	66	28
4.	Gary Burnham	1995	66	27
5.	Billy McMillon	1991	65	26
6.	Gary Burnham	1996	68	24
	Khalil Greene	2000	69	24
	Mike Freeman	2010	69	24
9.	Chuck Baldwin	1986	63	23
	Kevin Northrup	1992	64	23
	Shane Monahan	1994	75	23
	Gary Burnham	1997	64	23
	Kurt Bultmann	1999	68	23

TRIPLES

Rk	Player	Year	G	3B
1.	Bill Spiers	1987	64	11
2.	David Miller	1995	68	10
3.	Kevin Northrup	1991	67	9
	Shane Monahan	1994	75	9
5.	Don Russell	1969	46	8
	Dave Caldwell	1976	50	8
	Shawn Satterfield	1992	55	8
	Thomas Brittle	2012	58	8
9.	Rusty Adkins	1967	38	7
	Shane Monahan	1993	65	7
	Ryan Riley	2000	55	7

HOME RUNS

Rk	Player	Year	G	HR
1.	Khalil Greene	2002	71	27
2.	Jeff Baker	2002	68	25
	Michael Johnson	2002	71	25
	Kris Harvey	2005	65	25
5.	Eric Macrina	1991	69	24
	Matthew LeCroy	1997	64	24
7.	Jeff Baker	2001	60	23
	Andy D'Alessio	2006	69	23
9.	Seth Beer	2018	63	22
10.	Jim McCollom	1985	64	21

HOME RUNS PER AT-BAT

Rk	Player	Year	AB	HR	Ratio
1.	Doug Kingsmore	1954	89	10	1/8.9
2.	George Sutton	1965	106	11	1/9.6
3.	Matthew LeCroy	1997	237	24	1/9.9
4.	Kris Harvey	2005	249	25	1/10.0
5.	Jeff Baker	2001	233	23	1/10.1
6.	Seth Beer	2018	226	22	1/10.3
7.	Eric Macrina	1990	189	18	1/10.5
8.	Michael Johnson	2002	263	25	1/10.5
9.	Khalil Greene	2002	285	27	1/10.6
10.	Jeff Baker	2002	265	25	1/10.6

Note: Minimum 10 home runs.

EXTRA BASE HITS

Rk	Player	Year	G	EBH
1.	Khalil Greene	2002	71	61
2.	Kurt Bultmann	1997	60	48
3.	Michael Johnson	2002	71	45
4.	Jim McCollom	1985	64	44
5.	Eric Macrina	1991	69	43
	Shane Monahan	1994	75	43
7.	Taylor Harbin	2005	66	42
8.	Keith Williams	1993	65	41
9.	Chuck Baldwin	1986	63	40
	Billy McMillon	1991	65	40
	Gary Burnham	1997	64	40
	Patrick Boyd	1999	62	40
	Tyler Colvin	2006	69	40

RBIs

Rk	Player	Year	G	RBI
1.	Khalil Greene	2002	71	91
2.	Jeff Baker	2002	68	87
	Jeff Schaus	2010	70	87
4.	Andy D'Alessio	2006	69	85
5.	Eric Macrina	1991	69	84
6.	Gary Burnham	1997	64	82
7.	Michael Johnson	2002	71	81
8.	Jerry Brooks	1988	68	80
9.	Keith Williams	1993	65	79
	Matthew LeCroy	1997	64	79

BATTING AVERAGE

Rk	Player	Year	AB	Hits	Avg.
1.	Dude Buchanan	1941	68	33	.485
2.	Khalil Greene	2002	285	134	.470
3.	Homer Coker	1943	52	24	.462
4.	Rusty Adkins	1965	126	56	.444
5.	Johnny Jones	1962	82	36	.439
6.	Hank Sullivan	1943	63	27	.429
7.	Wyman Morris	1953	64	27	.422
8.	Denny Walling	1975	140	59	.421
9.	Shane Monahan	1994	330	137	.415

Note: Minimum 50 at-bats.

SLUGGING PERCENTAGE

Rk	Player	Year	AB	TB	Slg %
1.	Khalil Greene	2002	285	250	.877
2.	Dude Buchanan	1941	68	55	.809
3.	Denny Walling	1975	140	113	.807
4.	Joey Taylor	1962	64	49	.766
5.	Homer Coker	1943	52	39	.750
6.	Michael Johnson	2002	263	197	.749
7.	Jim McCollom	1985	251	188	.749
8.	Doug Kingsmore	1954	89	66	.742
9.	Jeff Baker	2001	233	172	.738
10.	Matthew LeCroy	1997	237	171	.722

Note: Minimum 50 at-bats.

HITTING STREAKS

Rk	Player	HS	Avg	AB	R	H	RBI	Streak Start	Streak End
1.	Rusty Adkins	41	.438	169	49	74	28	4-10-1965 to	5-17-1966
2.	Brian Kowitz	37	.430	142	45	61	43	5-27-1989 to	4-10-1990
3.	Khalil Greene	34	.519	135	48	70	48	4-16-2002 to	6-14-2002
4.	Kyle Wilkie	29	.419	117	25	49	25	⁽¹⁾ 4-14-2018 to	6-3-2018
5.	Tyler Colvin	26	.435	115	27	50	36	4-22-2006 to	6-16-2006
	Seth Beer	26	.452	93	29	42	37	2-20-2016 to	4-8-2016
7.	Will Lamb	25	.379	95	16	36	17	3-27-2011 to	⁽¹⁾ 5-14-2011
8.	Chuck Baldwin	24	.436	101	31	44	30	4-17-1987 to	5-21-1987
	Doug Hogan	24	.394	99	14	39	25	5-11-2007 to	3-8-2008
10.	Mike Milchin	22	.371	89	14	33	19	4-17-1988 to	5-26-1988
	Tim Rigsby	22	.380	97	26	37	27	4-11-1990 to	5-19-1990
	Shane Monahan	22	.534	88	35	47	31	5-28-1994 to	3-19-1995
	Jerome Robinson	22	.425	80	17	34	23	3-8-1996 to	4-7-1996
	Matthew LeCroy	22	.420	81	19	34	26	5-25-1996 to	3-8-1997
	David Slevin	22	.371	97	16	36	20	4-20-2003 to	5-31-2003
	Brad McCann	22	.410	100	17	41	21	4-25-2003 to	2-28-2004
	Thomas Brittle	22	.381	105	23	40	27	4-3-2012 to	5-8-2012
18.	Jeff Miller	21	.353	85	21	30	19	5-9-1991 to	2-29-1992
19.	Jerry Brooks	20	.341	82	22	28	20	3-24-1988 to	5-19-1988
	Khalil Greene	20	.458	83	20	38	25	4-21-2000 to	5-26-2000
	Michael Johnson	20	.436	78	23	34	34	3-1-2002 to	3-30-2002
	Brad Miller	20	.410	83	25	34	22	5-11-2010 to	6-25-2010
	Reed Rohlman	20	.513	78	17	40	19	3-26-2017 to	4-28-2017

SEASON BESTS

CYCLES

CLEMSON

- **Fred Knoebel** at South Carolina on May 5, 1950. Walk in 1st, triple in 2nd, single in 4th, home run in 5th, double in 7th, hit-by-pitch in 8th. Clemson won 14-5.
- **Steve Tucker** at Georgia Tech on Apr. 22, 1975. Double in 1st, on by error in 2nd, triple in 4th, home run in 6th, single in 7th, single in 9th. Clemson won 18-3.
- **Keith Williams** at Furman on Apr. 20, 1993. Home run in 1st, double in 3rd, single in 6th, triple in 9th. Clemson won 17-2.
- **Shane Monahan** at Hawaii-Hilo on Mar. 19, 1994. Triple in 1st, single in 2nd, home run in 6th, double in 8th, single in 9th. Clemson won 13-5.
- **Gary Burnham** at Texas-Arlington on Feb. 18, 1995. Double in 1st, triple in 3rd, walk in 5th, strikeout in 6th, homer in 7th, single in 9th. Clemson won 18-0.

OPPONENTS

- **Dick Steed** of Georgia Tech in Atlanta, Ga. on Apr. 13, 1971. Triple in 1st, double in 2nd, strikeout in 4th, home run in 6th, single in 8th. Georgia Tech won 8-4.
- **Chris Pittaro** of North Carolina in Chapel Hill, N.C. on Mar. 21, 1981. Double in 1st, single in 2nd, home run in 3rd, triple in 6th, groundout to second base in 7th. North Carolina won 10-7.

TOTAL BASES

Rk	Player	Year	G	TB
1.	Khalil Greene	2002	71	250
2.	Shane Monahan	1994	75	211
3.	Michael Johnson	2002	71	197
4.	Jim McCollom	1985	64	188
5.	Chuck Baldwin	1986	63	180
6.	Jerry Brooks	1988	68	179
	Eric Macrina	1991	69	179
8.	Jeff Baker	2002	68	177
9.	Keith Williams	1993	65	176
	Gary Burnham	1997	64	176

RUNS

Rk	Player	Year	G	Runs
1.	Shane Monahan	1994	75	97
2.	Bert Heffernan	1988	68	93
	Khalil Greene	2002	71	93
4.	Brian Kowitz	1990	66	87
5.	Henri Stanley	1999	69	85
	Kyle Parker	2010	67	85
7.	Mike Hampton	1994	75	84
8.	Gary Burnham	1997	64	83
9.	Shane Monahan	1995	67	82
10.	Jim Crowley	1991	68	79
	David Miller	1995	68	79

STOLEN BASES

Rk	Player	Year	G	SB
1.	Henry Threadgill	1989	69	47
	Kevin Northrup	1992	64	47
3.	Mike Hampton	1994	75	39
4.	Bill Spiers	1986	62	35
5.	Randy Mazey	1988	66	34
	Mike Couture	1989	69	34
	Brian Kowitz	1990	66	34
8.	Mike Couture	1988	62	32
	Henry Threadgill	1988	66	32
10.	Billy Weems	1980	59	30
	Brooks Shumake	1983	50	30
	Sam Hall	2019	61	30

SACRIFICE BUNTS

Rk	Player	Year	G	Sac.
1.	Brad Chalk	2006	68	21
2.	Brad Chalk	2005	64	15
3.	Casey Stone	2000	69	14
4.	J.D. Burgess	2007	55	13
5.	Adrian Casanova	2005	66	12
6.	Steve Pyzik	2001	52	11
7.	Jason Stolz	2011	63	10
8.	Doug Livingston	1995	68	9
	Ryan Riley	2001	62	9
	Adrian Casanova	2006	69	9

SACRIFICE FLIES

Rk	Player	Year	G	SF
1.	Keith Williams	1993	65	11
2.	Jim McCollom	1985	64	9
	Matthew LeCroy	1996	67	9
4.	Chuck Baldwin	1986	63	8
	Mike Milchin	1988	66	8
	Jim Crowley	1991	68	8
	Keith Williams	1992	62	8
	Garrett Boulware	2014	61	8
	Steven Duggar	2015	61	8

HIT-BY-PITCH

Rk	Player	Year	G	HBP
1.	Khalil Greene	2001	63	21
2.	Mike Hampton	1994	75	17
	Gary Burnham	1995	66	17
4.	Khalil Greene	2000	69	15
	Seth Beer	2016	62	15
6.	Mike Couture	1988	62	14
	Seth Beer	2017	63	14
8.	Reed Rohlman	2017	62	13
	Seth Beer	2018	63	13
10.	Mike Couture	1989	69	12
	Seth Brizek	1994	75	12
	Doug Livingston	1996	58	12
	Phil Pohl	2012	63	12
	Chris Williams	2016	57	12
	Bo Majkowski	2019	50	12

WALKS

Rk	Player	Year	G	BB
1.	Jason Harris	1999	69	64
	Henri Stanley	1999	69	64
	Seth Beer	2017	63	64
4.	Michael Johnson	2003	58	63
	Richie Shaffer	2012	63	63
6.	Bert Heffernan	1988	68	62
	Seth Beer	2016	62	62
8.	Gary Burnham	1996	68	61
9.	Kyle Parker	2010	67	56
10.	Bert Heffernan	1986	61	55
	Mike Couture	1989	69	55

WALKS PER AT-BAT

Rk	Player	Year	AB/BB	Ratio
1.	Brian Ellis	1998	123/42	1/2.93
2.	Michael Johnson	2003	198/63	1/3.14
3.	Doug Hoffman	1959	105/33	1/3.18
4.	Kurt Seibert	1976	160/50	1/3.20
5.	Seth Beer	2016	203/62	1/3.27
6.	Chris Epps	2008	101/30	1/3.37
7.	Steve Nilsson	1978	160/47	1/3.40
8.	Seth Beer	2017	218/64	1/3.41
9.	Johnny Severs	1971	153/44	1/3.48
10.	Gary Burnham	1996	223/61	1/3.66

Note: Minimum 100 at-bats.

STRIKEOUTS PER AT-BAT

Rk	Player	Year	AB/K	Ratio
1.	Rusty Adkins	1965	126/0	0/126.0
2.	Casey Stone	2001	263/9	1/29.2
3.	Randy Bray	1969	167/6	1/27.8
4.	Neil Simons	1980	274/10	1/27.4
5.	Ellis Dantzler	1966	108/4	1/27.0
6.	Jimmy Key	1980	103/4	1/25.8
7.	Pete Ayoub	1963	102/4	1/25.5
8.	Billy Weems	1980	229/10	1/22.9
9.	Greg Guin	1981	204/9	1/22.7
10.	Elmo Lam	1963	103/5	1/20.6

Note: Minimum 100 at-bats.

PITCHING

APPEARANCES

Rk	Player	Year	App.
1.	Scott Winchester	1995	33
	Nick Glaser	2000	33
	Daniel Moskos	2006	33
	Alex Frederick	2010	33
5.	Aaron Jersild	1992	32
6.	Stephen Clyne	2007	31
7.	Andy Taulbee	1993	30
	Matt Vaughn	2008	30
	Carson Spiers	2019	30
10.	Pat Krall	2016	29
	Carson Spiers	2018	29

STARTS

Rk	Player	Year	Starts
1.	Brian Barnes	1988	19
	Brian Barnes	1989	19
	Jason Dawsey	1995	19
	Kris Benson	1996	19
	Ryan Mottl	2000	19
	Steve Reba	2002	19
	Casey Harman	2010	19
8.	Andy Taulbee	1994	18
	Matt Henrie	2002	18
	Jason Berken	2006	18
	Stephen Faris	2006	18
	David Kopp	2007	18
	Scott Weismann	2010	18

RELIEF APPEARANCES

Rk	Player	Year	RA
1.	Scott Winchester	1995	33
	Nick Glaser	2000	33
	Daniel Moskos	2006	33
4.	Aaron Jersild	1992	32
	Alex Frederick	2010	32
6.	Stephen Clyne	2007	31
7.	Carson Spiers	2019	30
8.	Matt Vaughn	2008	29
	Carson Spiers	2018	29
10.	Billy Trapp	1980	28
	Scott Winchester	1994	28
	Josh Cram	2001	28
	Drew Moyer	2014	28

COMPLETE GAMES

Rk	Player	Year	CG
1.	Chuck Porter	1976	11
2.	Billy O'Dell	1954	9
	George Stone	1985	9
	Brian Barnes	1989	9
5.	Harold Stowe	1958	8
	Rusty Gerhardt	1970	8
	Ron Musselman	1977	8
8.	Dave Van Volkenburg	1969	7
	Steve Cline	1974	7
	Jeff Gilbert	1981	7
	Jimmy Key	1982	7
	Kris Benson	1996	7

SHUTOUTS

Rk	Player	Year	SHO
1.	Ron Musselman	1976	4
	Kris Benson	1996	4
3.	Billy O'Dell	1954	3
	Lindsay Graham	1972	3
	Chuck Porter	1976	3
	Tommy Qualters	1977	3
	Tim Parker	1990	3

SEASON BESTS

WINS

Rk	Player	Year	Wins
1.	Brian Barnes	1989	16
2.	Harold Stowe	1958	14
	Jason Angel	1991	14
	Kris Benson	1996	14
5.	Brian Barnes	1988	13
	Matt Henrie	2002	13
	Steve Reba	2002	13
8.	Chuck Porter	1976	12
	Ron Musselman	1977	12
	Brian Barnes	1987	12
	Chad Phillips	1993	12
	Andy Taulbee	1994	12
	Steve Reba	2001	12
14.	Rusty Gerhardt	1971	11
	Scott Miller	1992	11
	Jason Dawsey	1995	11
17.	Mike Sullivan	1979	10
	Andy Taulbee	1993	10
	Billy Koch	1996	10
	Ken Vining	1996	10
	Ryan Mottl	1997	10
	Ryan Mottl	2000	10
	Daniel Gossett	2013	10
	Matthew Crownover	2015	10
	Pat Krall	2016	10

WINNING PERCENTAGE

Rk	Player	Year	W-L	Win %
1.	Chuck Porter	1976	12-0	100.0
	Mike Kimbrell	1991	11-0	100.0
	Mike Sullivan	1979	10-0	100.0
	Jarrod Schmidt	2000	9-0	100.0
	Josh Cribb	2006	9-0	100.0
	Aaron Jersild	1991	8-0	100.0
	Mike Holtz	1992	8-0	100.0
	Len Bradley	1979	7-0	100.0
	Tommy Qualters	1977	6-0	100.0
	Kris Harvey	2004	6-0	100.0
	P.J. Zocchi	2006	6-0	100.0
	Phillip Lowery	1987	5-0	100.0
	Doug Marchal	1987	5-0	100.0
	Jeff Sauve	1995	5-0	100.0
	D.J. Mitchell	2007	5-0	100.0
16.	Scott Miller	1992	11-1	91.7
17.	Bill Parmer	1967	9-1	90.0
	Tyler Jackson	2017	9-1	90.0

Note: Minimum five decisions.

INNINGS PITCHED

Rk	Player	Year	IP
1.	Kris Benson	1996	156.0
2.	Brian Barnes	1989	146.0
3.	Brian Barnes	1988	137.2
4.	Jason Dawsey	1995	129.1
5.	George Stone	1985	127.1
6.	Harold Stowe	1958	126.2
7.	Casey Harman	2010	121.0
8.	Brian Barnes	1987	120.2
9.	Chuck Porter	1976	119.0
10.	Ron Musselman	1977	117.1

ERA

Rk	Player	Year	IP	ER	ERA
1.	Scott Winchester	1995	45.2	3	0.59
2.	Billy O'Dell	1954	91.1	8	0.79
3.	Joe Landrum	1946	104.0	12	1.04
4.	Scott Clackum	1998	40.2	5	1.11
5.	Jay Bevis	1970	40.1	5	1.12
6.	Bill Parmer	1967	71.0	9	1.14
7.	Brian Snyder	1977	60.1	8	1.19
8.	Mike Holtz	1992	57.1	8	1.26
9.	Jerome Santivaschi	1989	66.0	10	1.36
10.	Billy O'Dell	1953	72.1	11	1.37

Note: Minimum 40 innings pitched.

STRIKEOUTS

Rk	Player	Year	K
1.	Brian Barnes	1989	208
2.	Kris Benson	1996	204
3.	Billy Koch	1996	152
4.	Brian Barnes	1988	140
5.	Ken Vining	1996	135
6.	Jason Dawsey	1995	133
7.	Harold Stowe	1958	126
8.	Harold Stowe	1959	117
9.	Charlie Barnes	2017	113
10.	Brian Barnes	1987	112

STRIKEOUTS PER NINE INNINGS PITCHED

Rk	Player	Year	K	IP	K/9 IP
1.	Billy O'Dell	1953	108	72.1	13.44
2.	Billy O'Dell	1952	81	56.0	13.02
3.	Brian Barnes	1989	208	146.0	12.82
4.	Spencer Strider	2018	70	51.0	12.35
5.	Billy Koch	1996	152	111.2	12.25
6.	Patrick Hogan	2004	60	44.2	12.09
7.	Kris Benson	1996	204	156.0	11.77
8.	Billy Koch	1995	111	87.0	11.48
9.	Mike Milchin	1989	54	42.2	11.39
10.	Alan Farina	2007	72	57.1	11.30

Note: Minimum 40 innings pitched.

STRIKEOUT-TO-WALK RATIO

Rk	Player	Year	K	BB	K/BB
1.	Kris Benson	1996	204	27	7.56
2.	Alex Eubanks	2017	104	15	6.93
3.	Tyler Jackson	2017	68	10	6.80
4.	Zack Erwin	2015	92	16	5.75
5.	Casey Harman	2009	89	16	5.56
6.	Joe Landrum	1947	98	18	5.44
7.	Phillip Lowery	1987	37	7	5.29
	Jonathan Meyer	2013	37	7	5.29
9.	Charlie Barnes	2017	113	22	5.14
10.	Billy O'Dell	1952	81	16	5.06

Note: Minimum 40 innings pitched.

HITS PER NINE INNINGS PITCHED

Rk	Player	Year	Hits	IP	H/9 IP
1.	Billy O'Dell	1953	25	72.1	3.11
2.	Jay Bevis	1970	17	40.1	3.79
3.	Rusty Gerhardt	1970	47	100.1	4.22
4.	Scott Winchester	1995	23	45.2	4.53
5.	Carson Spiers	2018	22	43.1	4.57
6.	Scott Clackum	1998	21	40.2	4.65
7.	Steve Cline	1973	35	59.1	5.31
8.	Brian Snyder	1977	36	60.1	5.37
9.	Brian Barnes	1989	89	146.0	5.49
10.	Billy O'Dell	1954	56	91.1	5.52

Note: Minimum 40 innings pitched.

WALKS PER NINE INNINGS PITCHED

Rk	Player	Year	BB	IP	BB/9 IP
1.	Tyler Jackson	2017	10	83.1	1.08
2.	Phillip Lowery	1987	7	53.2	1.17
3.	Justin Sarratt	2008	6	45.2	1.18
4.	Alex Eubanks	2017	15	105.2	1.28
5.	Jonathan Meyer	2013	7	46.2	1.35
	Zack Erwin	2015	16	106.2	1.35
7.	Jimmy Roller	1960	11	71.2	1.38
8.	Kris Benson	1996	27	156.0	1.56
9.	Justin Sarratt	2011	14	80.2	1.56
10.	David Haselden	2011	14	76.2	1.64

Note: Minimum 40 innings pitched.

NO-HITTERS

Date	Pitcher(s)	Opponent	Score
4-15-1913	Doc Ezell	Erskine	5-0
4-29-1916	Elmer Long	at Virginia Military	2-0
4-17-1924	Lefty Smith	South Carolina	6-0
3-29-1946	Joe Landrum	Erskine	6-0
5-8-1953	Billy O'Dell	at South Carolina	2-0
5-6-1967	Nelson Gibson	at Georgia Tech	3-0
	Charlie Watson		
4-17-1971	Dave Van Volkenburg	# Florida State⁽¹⁾	11-0
3-16-1973	Lindsay Graham	^ Maryland	3-0
4-17-1976	Ron Musselman	Virginia	9-0
3-17-1977	Brian Snyder	at North Carolina-Wilmington	8-0
3-10-1980	Mike Brown	*# North Carolina-Wilmington⁽¹⁾	2-0
3-5-1982	Jeff Gilbert	Western Carolina	5-0
3-6-1984	Scott Parrish	# The Citadel⁽²⁾	6-0
3-18-2009	Justin Sarratt	South Carolina-Upstate	14-0
	Scott Weismann		
	Kyle Deese		
	Tomas Cruz		
	Matt Vaughn		

* - perfect game; # - seven-inning game; ^ - eight-inning game; Note: Home games in bold.

SAVES

Rk	Player	Year	Saves
1.	Nick Glaser	2000	15
2.	Scott Winchester	1995	14
3.	Matt Vaughn	2008	11
	Ryley Gilliam	2018	11
	Carson Spiers	2019	11
6.	Scott Winchester	1993	10
	Scott Winchester	1994	10
	Patrick Hogan	2004	10
	Daniel Moskos	2006	10
10.	Scott Clackum	1998	9

BATTERS FACED

Rk	Player	Year	BF
1.	Kris Benson	1996	606
2.	Brian Barnes	1989	602
3.	Brian Barnes	1988	598
4.	George Stone	1984	569
5.	Jason Dawsey	1995	529
6.	Brian Barnes	1987	523
7.	Casey Harman	2010	518
8.	Andy Taulbee	1994	489
9.	Jimmy Key	1982	485
10.	Ron Musselman	1977	483



AS A FRESHMAN IN 2018, SPENCER STRIDER HAD 12.35 STRIKEOUTS PER NINE INNINGS PITCHED, THE FOURTH-BEST MARK IN CLEMSON HISTORY.

YEARLY LEADERS

BATTING

BATTING AVERAGE

Year	Player, Pos.	BA
1939	Ed Irick, 3B	.358
1940	Francis Coakley, OF	.391
1941	Dude Buchanan, 1B	.485
1942	Charlie Mimms, 3B	.385
1943	Homer Coker, OF	.462
1944	No Team	
1945	H.H. Tyler, 2B	.282
1946	Dewey Quinn, 3B	.365
1947	Lynwood McMakin, 2B	.348
1948	Frank Gillespie, 3B	.338
1949	Ken Culberson, SS	.355
1950	Doug Angley, OF	.381
1951	Ray Mathews, OF	.375
1952	Fred Knoebel, OF	.366
1953	Wyman Morris, 3B	.422
1954	Doug Kingsmore, OF	.371
1955	Lonnie Shealy, 2B	.357
1956	Don Shealy, OF/P	.348
1957	Don Shealy, OF/P	.313
1958	Bailey Hendley, OF/P	.333
1959	Ty Cline, OF/P	.326
1960	Bailey Hendley, OF/P	.364
1961	Pete Ayoub, 2B	.349
1962	Johnny Jones, OF	.439
1963	Mike Bohonak, OF	.349
1964	Stan Ayers, C	.316
1965	Rusty Adkins, OF	*.444
1966	Ellis Dantzler, 1B	.380
1967	Garry Helms, SS	.372
1968	Randy Bray, SS	.329
1969	Calvin Weeks, 2B/OF	.354
1970	Randy Bray, SS	.285
1971	Craig White, OF	.380
1972	Lin Hamilton, C	.318
1973	Craig White, OF	.336
1974	Lin Hamilton, C	.346
1975	Denny Walling, OF	*.421
1976	Steve Tucker, OF	.350
1977	Neil Simons, OF	.376
1978	Billy Weems, OF	.333
1979	Neil Simons, OF	.355
1980	Tim Teufel, 2B	.387
1981	Greg Guin, 1B	.387
1982	Jimmy Key, P/OF	.359
1983	Bob Paulling, 1B	.407
1984	Chuck Baldwin, 2B	.356
1985	Jim McCollom, 1B	.390
1986	Chuck Baldwin, 1B	.370
1987	Mark Biegert, OF	.356
1988	Jerry Brooks, 3B	.373
1989	Henry Threadgill, 2B	.329
1990	Brian Kowitz, OF	.403
1991	Billy McMillon, OF	*.391
1992	Kevin Northrup, OF	.382
1993	Billy McMillon, OF	.377
1994	Shane Monahan, OF	.415
1995	Shane Monahan, OF	.388
1996	Jason Embler, 1B	.357
1997	Gary Burnham, OF	.391
1998	Matt Padgett, OF	.376
1999	Patrick Boyd, OF	.390
2000	Khalil Greene, 3B	.364
2001	Casey Stone, OF	.376
2002	Khalil Greene, SS	*.470
2003	Brad McCann, 3B	.347
2004	Brad McCann, 3B	.379
2005	Brad Chalk, OF	.350
2006	Tyler Colvin, OF	.356
2007	Brad Chalk, OF	.366
2008	Mike Freeman, 2B	.332
2009	Ben Paulsen, 1B	.367
2010	Brad Miller, SS	.357
2011	Brad Miller, SS	*.395
2012	Richie Shaffer, 3B	.336
2013	Shane Kennedy, 3B	.317
2014	Tyler Krieger, SS	.338
2015	Reed Rohlman, OF	.356
2016	Seth Beer, OF	.369
2017	Reed Rohlman, OF	.361
2018	Kyle Wilkie, C	.324
2019	Grayson Byrd, INF/OF	.316
Year	Player, Pos.	AB
1939	Ed Irick, 3B	67

AT-BATS

1940	Francis Coakley, OF	64
1941	Dude Buchanan, 1B	68
1942	Herb Jessen, 1B	71
1943	Frank Gillespie, 1B	61
1944	No Team	
1945	Bull Cagle, OF	49
1946	Dewey Quinn, 3B	85
1947	Homer Coker, OF	122
1948	Ken Culberson, SS	120
1949	Ken Culberson, SS	110
1950	Ken Culberson, SS	137
1951	Dick Hendley, C	93
1952	Roy Coker, 2B	87
1953	Roy Coker, 2B	73
1954	Roy Coker, 2B	105
1955	Lonnie Shealy, 2B	70
1956	Bill Barnett, OF	76
1957	Butch Coker, C	74
1958	Bud Spiers, SS	130
1959	Ty Cline, OF/P	135
1960	Ty Cline, OF	89
	Dave Lynn, C	89
1961	Elmo Lam, SS	91
1962	Elmo Lam, SS	107
1963	Elmo Lam, SS	103
1964	Ben Marsella, 2B	117
1965	Rusty Adkins, OF	*126
1966	Rusty Adkins, 2B	121
1967	Rusty Adkins, 2B	*149
1968	Randy Bray, SS	*146
1969	Randy Bray, SS	*167
1970	Randy Bray, SS	144
1971	Calvin Weeks, SS	*160
1972	Kenny Bagwell, 2B	135
1973	Richard Haynes, 2B	*138
1974	Mike Pulaski, OF	*158
1975	Kurt Seibert, SS	*153
1976	Robert Bonnette, 3B	*207
1977	Robert Bonnette, SS	*216
1978	Tony Masone, OF	186
1979	Tony Masone, OF	*224
1980	Billy Weems, OF	*229
1981	Mike Mahoney, OF	*222
1982	Frank Russ, 2B	*237
1983	Bob Paulling, 1B	199
1984	Brooks Shumake, OF	218
1985	Chuck Baldwin, SS	*252
1986	Chuck Baldwin, 1B	*289
1987	Steve Baucom, 3B	*268
1988	Jerry Brooks, 3B	*284
1989	Henry Threadgill, 2B	*283
1990	Brian Kowitz, OF	253
1991	Eric Macrina, DH	260
1992	Kevin Northrup, OF	249
1993	Keith Williams, OF	255
1994	Shane Monahan, OF	*330
1995	Shane Monahan, OF	*273
1996	Paul Galloway, 3B	252
1997	Jason Embler, 1B	*269
1998	Patrick Boyd, OF	241
1999	Khalil Greene, 3B	274
2000	Jeff Baker, SS	275
2001	Casey Stone, OF	274
2002	Khalil Greene, SS	285
2003	Brad McCann, 3B	251
2004	Brad McCann, 3B	253
	Lou Santangelo, C	253
2005	Taylor Harbin, 2B	274
2006	Tyler Colvin, OF	281
2007	Taylor Harbin, SS	253
2008	Wilson Boyd, OF	233
2009	Mike Freeman, 2B	268
2010	Mike Freeman, 2B	*299
2011	John Hinson, 3B	245
2012	Steve Wilkerson, 2B	258
2013	Steven Duggar, OF	250
2014	Tyler Slaton, OF	241
2015	Tyler Krieger, DH	236
	Reed Rohlman, OF	236
2016	Chase Pinder, OF	255
2017	Logan Davidson, SS	241
2018	Logan Davidson, SS	250
2019	Grayson Byrd, INF/OF	250
Year	Player, Pos.	R
1939	Teddy Boselli, SS	15
1940	Dude Buchanan, 1B	21
1941	Dude Buchanan, 1B	27

RUNS

1942	Don Belk, OF	16
	Bob Berry, SS	16
1943	Homer Coker, OF	25
1944	No Team	
1945	H.H. Tyler, 2B	16
1946	June Pruitt, 1B	20
1947	Lynwood McMakin, 2B	39
1948	Ray Mathews, OF	23
1949	Ken Culberson, SS	33
1950	Fred Knoebel, OF	45
1951	Roby Crouch, 1B	29
1952	Roy Coker, 2B	26
1953	Roy Coker, 2B	17
1954	Doug Kingsmore, OF	*25
1955	Lonnie Shealy, 2B	13
1956	Bill Barnett, OF	16
	Don Shealy, OF/P	16
1957	Doug Hoffman, OF	11
1958	Larry Bagwell, 3B	*34
1959	Ty Cline, OF/P	*34
1960	Ty Cline, OF	26
1961	Elmo Lam, SS	27
1962	Johnny Jones, OF	28
1963	Johnny Jones, OF	22
	Nicky Lomax, OF	22
1964	Buddy Nixon, 1B	23
1965	Rusty Adkins, OF	*30
	Jack McCall, SS	*30
1966	Rusty Adkins, 2B	*39
1967	Rusty Adkins, 2B	*40
1968	Don Russell, 3B	26
1969	Don Russell, 3B	*43
1970	Don Russell, 3B	33
1971	Johnny Severs, OF	*37
1972	Kenny Bagwell, 2B	24
1973	Richard Haynes, 2B	*29
	Craig White, OF	*29
1974	Smiley Sanders, OF	*41
1975	Kurt Seibert, SS	*48
1976	Kurt Seibert, SS	*43
1977	Neil Simons, OF	50
1978	Steve Nilsson, 1B	*49
1979	Dave Buffamoyer, C	*66
1980	Billy Weems, OF	58
1981	Mike Mahoney, OF	54
1982	Mark Davidson, OF	*58
1983	Jim McCollom, C	50
1984	Brooks Shumake, OF	60
1985	Bert Heffernan, C	60
1986	Bill Spiers, SS	*73
1987	Bert Heffernan, C	68
1988	Bert Heffernan, C	*93
1989	Brian Kowitz, OF	61
1990	Brian Kowitz, OF	*87
1991	Jim Crowley, 2B	79
1992	Kevin Northrup, OF	67
1993	Billy McMillon, OF	64
1994	Shane Monahan, OF	*97
1995	Shane Monahan, OF	*82
1996	Gary Burnham, OF	62
	Doug Livingston, 2B	62
1997	Gary Burnham, OF	83
1998	Patrick Boyd, OF	66
1999	Henri Stanley, OF	85
2000	Casey Stone, OF	65
2001	Jeff Baker, 3B	66
2002	Khalil Greene, SS	*93
2003	Michael Johnson, 1B	54
	Russell Triplett, SS	54
2004	Brad McCann, 3B	64
2005	Taylor Harbin, 2B	64
2006	Brad Chalk, OF	67
2007	Marquez Smith, 3B	54
2008	Mike Freeman, 2B	46
	Ben Paulsen, 1B	46
2009	Mike Freeman, 2B	60
	Jeff Schaus, OF	60
2010	Kyle Parker, OF	85
2011	John Hinson, 3B	62
	Richie Shaffer, 1B	62
2012	Richie Shaffer, 3B	49
	Steve Wilkerson, 2B	49
2013	Shane Kennedy, 3B	47
2014	Tyler Krieger, SS	49
2015	Steven Duggar, OF	56
2016	Chase Pinder, OF	67
2017	Chase Pinder, OF	59
2018	Seth Beer, OF	64
2019	Sam Hall, OF/INF	59

HITS

Year	Player, Pos.	H
1939	Ed Irick, 3B	24
1940	Francis Coakley, OF	25
1941	Dude Buchanan, 1B	33
1942	Homer Coker, OF	24
1943	Homer Coker, OF	24
1944	No Team	
1945	J.A. Timmerman, SS	11
	H.H. Tyler, 2B	11
1946	Dewey Quinn, 3B	31
1947	Dewey Quinn, OF	38
1948	Jimmy Jones, 1B	37
1949	Ken Culberson, SS	39
1950	Doug Angley, OF	51
1951	Ray Mathews, OF	33
1952	Fred Knoebel, OF	30
1953	Wyman Morris, 3B	27
1954	Roy Coker, 2B	33
	Doug Kingsmore, OF	33
1955	Lonnie Shealy, 2B	25
1956	Don Shealy, OF/P	23
1957	Butch Coker, C	20
	Don Shealy, OF/P	20
1958	Bud Spiers, SS	42
1959	Ty Cline, OF/P	44
1960	Dave Lynn, C	32
1961	Pete Ayoub, 2B	29
	Elmo Lam, SS	29
1962	Johnny Jones, OF	36
1963	Johnny Jones, OF	33
1964	Ben Marsella, 2B	33
1965	Rusty Adkins, OF	*56
1966	Rusty Adkins, 2B	44
1967	Rusty Adkins, 2B	*50
1968	Randy Bray, SS	*48
1969	Calvin Weeks, 2B/OF	*57
1970	Randy Bray, SS	41
1971	Craig White, OF	*49
1972	Kenny Bagwell, 2B	40
1973	Craig White, OF	*44
1974	Mike Pulaski, OF	*48
1975	Denny Walling, OF	*59
1976	Steve Tucker, OF	*69
1977	Neil Simons, OF	*74
1978	Tony Masone, OF	61
1979	Tony Masone, OF	74
1980	Billy Weems, OF	75
1981	Greg Guin, 1B	*79
1982	Mark Davidson, OF	*75
1983	Bob Paulling, 1B	*81
1984	Jim McCollom, DH	71
1985	Jim McCollom, 1B	*98
1986	Chuck Baldwin, 1B	*107
1987	Steve Baucom, 3B	93
1988	Jerry Brooks, 3B	*106
1989	Henry Threadgill, 2B	*93
1990	Brian Kowitz, OF	*102
1991	Jim Crowley, 2B	*98
1992	Kevin Northrup, OF	*95
1993	Shane Monahan, 1B	*94
1994	Shane Monahan, OF	*137
1995	Shane Monahan, OF	*106
1996	Jason Embler, 1B	85
1997	Gary Burnham, OF	104
1998	Matt Padgett, OF	88
1999	Khalil Greene, 3B	98
2000	Khalil Greene, 3B	98
2001	Casey Stone, OF	103
2002	Khalil Greene, SS	*134
2003	Brad McCann, 3B	87
2004	Brad McCann, 3B	96
2005	Taylor Harbin, 2B	94
2006	Tyler Colvin, OF	100
2007	Marquez Smith, 3B	84
2008	Wilson Boyd, OF	70
	Ben Paulsen, 1B	70
2009	Ben Paulsen, 1B	95
2010	Mike Freeman, 2B	99
2011	John Hinson, 3B	81
2012	Richie Shaffer, 3B	78
2013	Steven Duggar, OF	75
2014	Tyler Krieger, SS	74
2015	Reed Rohlman, OF	84
2016	Chris Okey, C	81
2017	Reed Rohlman, OF	82
2018	Logan Davidson, SS	73
2019	Grayson Byrd, INF/OF	79

DOUBLES

Year	Player, Pos.	2B
1939	Ed Irick, 3B	6
1940	Francis Coakley, OF	4
1941	Dude Buchanan, 1B	5
1942	Bob Berry, SS	4
	Homer Coker, OF	4
1943	Homer Coker, OF	4
	Jay Good, 3B	4
1944	No Team	
1945	Bull Cagle, OF	3
1946	Dewey Quinn, OF	6
1947	Frank Gillespie, 1B	7
	Dewey Quinn, OF	7
1948	Jimmy Jones, 1B	7
1949	Luke Deanhardt, 1B	8
1950	Doug Angley, OF	9
1951	Gene Aughtry, 2B	8
1952	Jim Evans, SS	8
1953	Wyman Morris, 3B	9
1954	Roy Coker, 2B	5
1955	Roger Gaines, OF	6
1956	Bill Barnett, OF	5
1957	Don Shealy, OF/P	5
1958	Larry Bagwell, 3B	*8
	Fred DeBerry, 1B	*8
1959	Ty Cline, OF/P	*7
1960	Toby Bradshaw, 2B	7</

YEARLY LEADERS

2016	Reed Rohlman, OF	21
2017	Reed Rohlman, OF	*21
2018	Logan Davidson, SS	18
2019	Logan Davidson, SS	18

TRIPLES

Year	Player, Pos.	3B
1939	Frank Horton, 2B	3
1940	Joe Blalock, OF	3
	Dude Buchanan, 1B	3
1941	Dude Buchanan, 1B	4
1942	Don Belk, OF	3
1943	Leo Fisher, 2B	2
	J.C. Herring, OF	2
1944	No Team	
1945	Bull Cagle, OF	1
	H.N. Lindsay, C/OF	1
	H.H. Tyler, 2B	1
1946	Dewey Quinn, 3B	5
1947	Homer Coker, OF	2
	Frank Gillespie, 1B	2
	Dewey Quinn, OF	2
1948	Luke Deanhardt, 1B	3
	Gene Moore, C	3
1949	Gene Aughtry, 2B	2
	Tom Castles, OF	2
	H.S. Joyce, P	2
	Gene Moore, C	2
1950	Doug Angley, OF	4
1951	Dick Hendley, C	3
	Fred Knoebel, OF	3
1952	Roy Coker, 2B	1
	Roger Gaines, OF	1
	Fred Knoebel, OF	1
	Joe Murray, 1B	1
	Billy O'Dell, P	1
1953	Roy Coker, 2B	2
	Wyman Morris, 3B	2
1954	Roy Coker, 2B	4
1955	Bill Barnett, OF	3
1956	Bill Barnett, OF	3
1957	Carl Brown, OF	1
	Butch Coker, C	1
	Doug Hoffman, OF	1
	Don Shealy, OF/P	1
	Larry Wilson, 1B	1
1958	Bud Spiers, SS	3
1959	Doug Hoffman, OF	*5
1960	Ty Cline, OF	*5
1961	Elmo Lam, SS	3
1962	Johnny Jones, OF	2
	Buddy Nixon, 1B	2
1963	Dave Ellis, 3B	*4
1964	Buddy Nixon, 1B	*4
1965	Rusty Adkins, OF	4
	George Sutton, OF	4
1966	Rusty Adkins, 2B	*6
1967	Rusty Adkins, 2B	*7
1968	Don Russell, 3B	*5
	Keith Waters, OF	*5
1969	Don Russell, 3B	*8
1970	Eddie Dixon, 1B	*5
	Don Russell, 3B	*5
	Johnny Severs, OF	*5
	Craig White, OF	*5
1971	Johnny Severs, OF	*6
	Dave Van Volkenburg, 1B/P	*6
1972	Dave Van Volkenburg, 1B/P	3
1973	Craig White, OF	*3
1974	Lin Hamilton, C	*4
1975	Dave Caldwell, OF	*4
1976	Dave Caldwell, OF	*8
1977	Neil Simons, OF	*6
1978	Tony Masone, OF	4
	Billy Weems, OF	4
1979	Dave Buffamoyer, C	4
1980	Neil Simons, OF	4
	Billy Weems, OF	4
1981	Scott Powers, SS	4
1982	Ricky Lester, OF	*5
1983	Dave Lemaster, OF	4
	Jim McCollom, C	4
1984	Scott Powers, SS	4
1985	Jim McCollom, 1B	4
	Steve Williams, C	4
1986	Steve Baucum, 3B	6
1987	Bill Spiers, SS	*11
1988	Bert Heffernan, C	6
1989	Henry Threadgill, 2B	*6

1990	Brian Kowitz, OF	*6
	Jeff Miller, INF	*6
1991	Kevin Northrup, OF	*9
1992	Shawn Satterfield, OF	*8
1993	Shane Monahan, 1B	7
1994	Shane Monahan, OF	9
1995	David Miller, 1B	*10
1996	Jerome Robinson, OF	6
1997	Nathan Broome, OF	2
	Gary Burnham, OF	2
	Brian Holstad, 2B	2
	Henri Stanley, OF	2
1998	Jason Harris, 1B	2
	Peter Nystrom, OF	2
	Doug Roper, SS	2
	Justin Singleton, 3B	2
1999	Kurt Bultmann, 2B	2
	Henri Stanley, OF	2
2000	Ryan Riley, 2B	*7
2001	Jeff Baker, 3B	2
	Chad Coder, OF	2
	Casey Stone, OF	2
2002	L.J. DeMaino, OF	5
2003	Herman Demmink, 2B	1
	Garrick Evans, OF	1
	Ryan Hub, OF	1
	Brad McCann, 3B	1
	Steve Pyzik, C	1
2004	Tony Sipp, OF	4
2005	Taylor Harbin, 2B	4
2006	Tyler Colvin, OF	5
2007	Addison Johnson, OF	5
2008	Doug Hogan, C	3
2009	Mike Freeman, 2B	5
2010	Brad Miller, SS	4
2011	Will Lamb, OF	4
2012	Thomas Brittle, OF	*8
2013	Shane Kennedy, 3B	4
2014	Steven Duggar, OF	3
	Tyler Slaton, OF	3
2015	Tyler Slaton, OF	5
2016	Weston Wilson, 2B	3
2017	Weston Jackson, OF	2
2018	Kier Meredith, OF	1
	Drew Wharton, OF	1
2019	Grayson Byrd, INF/OF	2
	Logan Davidson, SS	2

HOME RUNS

Year	Player, Pos.	HR
1939	George Brodie, OF	4
1940	Dude Buchanan, 1B	3
1941	Joe Blalock, OF	3
	Dude Buchanan, 1B	3
	Pop Locklair, OF	3
	Ace Parker, C	3
1942	Don Belk, OF	3
1943	Hank Sullivan, C	4
1944	No Team	
1945	Bull Cagle, OF	2
1946	Charlie Mims, 3B/OF	2
1947	Lynwood McMakin, 2B	3
	Dewey Quinn, OF	3
	Hale Sherard, 3B	3
1948	Frank Gillespie, 3B	5
1949	Frank Gillespie, 3B	9
1950	Ken Culberson, SS	6
	Fred Knoebel, OF	6
	Ray Mathews, OF	6
1951	Ray Mathews, OF	5
1952	Fred Knoebel, OF	7
1953	Bill Barnett, OF	4
1954	Doug Kingsmore, OF	*10
1955	Bill Barnett, OF	2
	Charlie Blackston, SS	2
	Jim O'Quinn, OF	2
	Dick Swetenburg, 1B	2
1956	Bill Barnett, OF	4
1957	Bud Spiers, SS	3
1958	Bud Spiers, SS	4
1959	Doug Hoffman, OF	*4
1960	Dave Lynn, C	*8
1961	Dave Lynn, C	*6
1962	Nicky Lomax, OF	6
	Buddy Nixon, 1B	6
1963	Johnny Jones, OF	6
1964	Ben Marsella, 2B	6
	George Sutton, OF	6
1965	Jack McCall, SS	*8

1966	George Sutton, OF	*11
1967	Rusty Adkins, 2B	*6
1968	Randy Bray, SS	4
	Don Russell, 3B	4
	Ron Zupa, 1B	4
1969	Craig White, OF	*8
1970	Craig White, OF	7
1971	Craig White, OF	4
1972	Smiley Sanders, OF	6
1973	Craig White, OF	*8
1974	Smiley Sanders, OF	*8
1975	Denny Walling, OF	*13
1976	Dave Caldwell, OF	*9
	Bill Foley, C	*9
1977	Bill Foley, C	*14
1978	Bill Schroeder, C	10
1979	Tony Masone, OF	13
	Neil Simons, OF	13
	Tim Teufel, 2B	13
1980	Tim Teufel, 2B	*11
1981	Craig Roberson, 3B	12
1982	Jim McCollom, OF/1B	11
1983	Bob Paulling, 1B	10
1984	Jim McCollom, DH	11
1985	Jim McCollom, 1B	21
1986	Chuck Baldwin, 1B	16
	Ray Williams, OF	16
1987	Chuck Baldwin, 1B	9
	Steve Baucum, 3B	9
	Mike Milchin, 1B	9
1988	Mike Couture, 1B	17
1989	Mike Couture, C	10
	Jim Crowley, 3B	10
1990	Eric Macrina, DH	18
1991	Eric Macrina, DH	*24
1992	Keith Williams, OF	13
1993	Keith Williams, OF	19
1994	Mike Hampton, 3B	11
	Shane Monahan, OF	11
1995	Matthew LeCroy, C	15
1996	Matthew LeCroy, C	14
1997	Matthew LeCroy, C	24
1998	Matt Padgett, OF	14
1999	Patrick Boyd, OF	17
2000	Jeff Baker, SS	11
2001	Jeff Baker, 3B	23
2002	Khalil Greene, SS	*27
2003	Michael Johnson, 1B	12
2004	Lou Santangelo, C	18
2005	Kris Harvey, DH	*25
2006	Andy D'Alessio, 1B	*23
2007	Andy D'Alessio, 1B	17
2008	Kyle Parker, OF/INF	14
2009	Ben Paulsen, 1B	13
	Jeff Schaus, OF	13
2010	Kyle Parker, OF	20
2011	Richie Shaffer, 1B	13
2012	Richie Shaffer, 3B	10
2013	Garrett Boulware, C	8
2014	Steve Wilkerson, 2B	6
2015	Chris Okey, C	12
2016	Seth Beer, OF	*18
2017	Seth Beer, OF	16
2018	Seth Beer, OF	*22
2019	Grayson Byrd, INF/OF	16

RBIs

Year	Player, Pos.	RBI
1939	George Brodie, OF	9
1940	Francis Coakley, OF	12
1941	Dude Buchanan, 1B	24
1942	Don Belk, OF	18
1943	Frank Gillespie, 1B	16
	Hank Sullivan, C	16
1944	No Team	
1945	Bull Cagle, OF	5
1946	Dewey Quinn, 3B	15
1947	Dewey Quinn, OF	24
	Jack McCall, SS	25
1948	Jimmy Jones, 1B	19
1949	Frank Gillespie, 3B	33
1950	Ken Culberson, SS	36
1951	Dick Hendley, C	25
1952	Fred Knoebel, OF	29
1953	Wyman Morris, 3B	19
1954	Doug Kingsmore, OF	27
1955	Jim O'Quinn, C	13
1956	Bill Barnett, OF	19
1957	Don Shealy, OF/P	13

1958	Bud Spiers, SS	*34
1959	Larry Bagwell, 3B	*27
1960	Dave Lynn, C	*31
1961	Dave Lynn, C	21
1962	Buddy Nixon, 1B	30
1963	Johnny Jones, OF	22
1964	Ben Marsella, 2B	29
1965	Rusty Adkins, OF	25
1966	George Sutton, OF	*39
1967	Rusty Adkins, 2B	*24
1968	Randy Bray, SS	23
1969	Craig White, OF	*40
1970	Craig White, OF	28
1971	Craig White, OF	28
1972	Smiley Sanders, OF	21
1973	Craig White, OF	*31
1974	Smiley Sanders, OF	*30
1975	Denny Walling, OF	*40
1976	Dave Caldwell, OF	*49
1977	Robert Bonnette, SS	*51
	Bill Foley, C	*51
1978	Tony Masone, OF	*49
1979	Tony Masone, OF	*61
1980	Tim Teufel, 2B	*66
1981	Craig Roberson, 3B	57
1982	Mark Davidson, OF	50
1983	Bob Paulling, 1B	55
1984	Jim McCollom, DH	54
1985	Jim McCollom, 1B	76
1986	Chuck Baldwin, 1B	73
1987	Steve Baucum, 3B	69
1988	Jerry Brooks, 3B	80
1989	Jim Crowley, 3B	60
1990	Joe DeBerry, 1B	70
1991	Eric Macrina, DH	84
1992	Keith Williams, OF	68
1993	Keith Williams, OF	79
1994	Mike Hampton, 3B	70
1995	David Miller, 1B	78
1996	Jason Embler, 1B	57
	Matthew LeCroy, C	57
1997	Gary Burnham, OF	82
1998	Patrick Boyd, OF	59
	Jason Harris, 1B	59
1999	Kurt Bultmann, 2B	72
2000	Jeff Baker, SS	64
	Khalil Greene, 3B	64
2001	Jeff Baker, 3B	75
2002	Khalil Greene, SS	91
2003	Brad McCann, 3B	67
2004	Brad McCann, 3B	65
2005	Kris Harvey, DH	70
2006	Andy D'Alessio, 1B	*85
2007	Taylor Harbin, SS	62
2008	Doug Hogan, C	51
2009	Ben Paulsen, 1B	61
2010	Jeff Schaus, OF	*87
2011	Richie Shaffer, 1B	55
2012	Phil Pohl, DH	58
2013	Garrett Boulware, C	45
2014	Steve Wilkerson, 2B	42
2015	Reed Rohlman, OF	58
2016	Chris Okey, C	*74
2017	Seth Beer, OF	53
2018	Chris Williams, 1B	*72
2019	Grayson Byrd, INF/OF	59

TOTAL BASES

Year	Player, Pos.	TB
1939	George Brodie, OF	37
1940	Dude Buchanan, 1B	38
1941	Dude Buchanan, 1B	55
1942	Don Belk, OF	38
1943	Homer Coker, OF	39
	Hank Sullivan, C	39
1944	No Team	
1945	Bull Cagle, OF	21
1946	Dewey Quinn, 3B	50
1947	Dewey Quinn, OF	58
	Gene Moore, C	48
1948	Gene Moore, C	48
1949	Frank Gillespie, 3B	66
1950	Doug Angley, OF	77
1951	Ray Mathews, OF	52
1952	Fred Knoebel, OF	59
1953	Wyman Morris, 3B	46
1954	Doug Kingsmore, OF	66
1955	Bill Barnett, OF	36
1956	Bill Barnett, OF	44
1957	Don Shealy, OF/P	27

	Bud Spiers, SS	27
1958	Bud Spiers, SS	65
1959	Ty Cline, OF/P	60
1960	Dave Lynn, C	63
1961	Dave Lynn, C	46
1962	Johnny Jones, OF	60
1963	Johnny Jones, OF	57
1964	Ben Marsella, 2B	62
1965	Rusty Adkins, OF	83
1966	Rusty Adkins, 2B	67
	George Sutton, OF	67
1967	Rusty Adkins, 2B	89
1968	Randy Bray, SS	68
1969	Don Russell, 3B	90
	Craig White, OF	90
1970	Craig White, OF	77
1971	Craig White, OF	74
1972	Richard Haynes, 2B	55
1973	Craig White, OF	84
1974	Smiley Sanders, OF	78
1975	Denny Walling, OF	113
1976	Dave Caldwell, OF	119
1977	Bill Foley, C	124
1978	Tony Masone, OF	111
1979	Tony Masone, OF	129
1980	Billy Weems, OF	117
1981	Craig Roberson, 3B	126
1982	Mark Davidson, OF	119
1983	Bob Paulling, 1B	121
1984	Jim McCollom, DH	121
1985	Jim McCollom, 1B	*188
1986	Chuck Baldwin, 1B	180
1987	Steve Baucum, 3B	143
1988	Jerry Brooks, 3B	179
1989	Henry Threadgill, 2B	135
1990	Brian Kowitz, OF	145
1991	Eric Macrina, DH	*179
1992	Kevin Northrup, OF	149
1993	Keith Williams, OF	176
1994	Shane Monahan, OF	211
1995	Shane Monahan, OF	*174
1996	Matthew LeCroy, C	137
1997	Gary Burnham, OF	176
1998	Matt Padgett, OF	146
1999	Patrick Boyd, OF	171
2000	Khalil Greene, 3B	143
2001	Jeff Baker, 3B	172
2002	Khalil Greene, SS	**250
2003	Brad McCann, 3B	137
2004	Brad McCann, 3B	164
2005	Kris Harvey, DH	171
2006	Tyler Colvin, OF	171
2007	Doug Hogan, C	142
2008	Ben Paulsen, 1B	129
2009	Ben Paulsen, 1B	160
2010	Kyle Parker, OF	162
2011	Richie Shaffer, 1B	128
2012	Richie Shaffer, 3B	133
2013	Garrett Boulware, C	108
2014	Steve Wilkerson, 2B	103
2015	Chris Okey, C	128
2016	Chris Okey, C	146
2017	Seth Beer, OF	132
2018	Seth Beer, OF	*145
2019	Grayson Byrd, INF/OF	147

SLUGGER PERCENTAGE		
Year	Player, Pos.	Slg %
1939	George Brodie, OF	.615
1940	Dude Buchanan, 1B	.691
1941	Dude Buchanan, 1B	.809
1942	Don Belk, OF	.594
1943	Homer Coker, OF	.750
1944	No Team	
1945	Bull Cagle, OF	.429
1946	Dewey Quinn, 3B	.588
1947	Dewey Quinn, OF	.512
1948	Frank Gillespie, 3B	.648
1949	Frank Gillespie, 3B	.641
1950	Doug Angley, OF	.597
1951	Ray Mathews, OF	.591
1952	Fred Knoebel, OF	.720
1953	Wyman Morris, 3B	.703
1954	Doug Kingsmore, OF	.742
1955	Bill Barnett, OF	.581
1956	Bill Barnett, OF	.579
1957	Don Shealy, OF/P	.422
1958	Bud Spiers, SS	.500
1959	Doug Hoffman, OF	.552

YEARLY LEADERS

1960	Dave Lynn, C	.708
1961	Dave Lynn, C	.639
1962	Joey Taylor, OF	.766
1963	Johnny Jones, OF	.570
1964	George Sutton, OF	.576
1965	Jack McCall, SS	.670
1966	George Sutton, OF	.632
1967	Rusty Adkins, 2B	.597
1968	Randy Bray, SS	.466
1969	Craig White, OF	.577
1970	Craig White, OF	.538
1971	Craig White, OF	.574
1972	Richard Haynes, 2B	.505
1973	Craig White, OF	.641
1974	Steve Tucker, OF	.541
1975	Denny Walling, OF	.807
1976	Dave Caldwell, OF	.607
1977	Bill Foley, C	.611
1978	Tony Masone, OF	.597
1979	Tim Teufel, 2B	.650
1980	Tim Teufel, 2B	.690
1981	Craig Roberson, 3B	.581
1982	Dave Lemaster, C/OF	.582
1983	Jim McCollom, C	.611
1984	Jim McCollom, DH	.596
1985	Jim McCollom, 1B	.749
1986	Chuck Baldwin, 1B	.623
1987	Chuck Baldwin, 1B	.565
1988	Mike Couture, OF	.647
1989	Jim Crowley, 3B	.509
1990	Eric Macrina, DH	.693
1991	Billy McMillon, OF	.708
1992	Billy McMillon, 1B	.602
1993	Keith Williams, OF	.690
1994	Shane Monahan, OF	.639
1995	Shane Monahan, OF	.637
1996	Jason Embler, 1B	.563
1997	Matthew LeCroy, C	.722
1998	Matt Padgett, OF	.624
1999	Patrick Boyd, OF	.695
2000	Khalil Greene, 3B	.532
2001	Jeff Baker, 3B	.738
2002	Khalil Greene, SS	*.877
2003	Michael Johnson, 1B	.576
2004	Brad McCann, 3B	.648
2005	Kris Harvey, DH	.687
2006	Andy D'Alessio, 1B	.648
2007	Andy D'Alessio, 1B	.634
2008	Ben Paulsen, 1B	.571
2009	Ben Paulsen, 1B	.618
2010	Kyle Parker, OF	.656
2011	Richie Shaffer, 1B	.577
2012	Richie Shaffer, 3B	.573
2013	Garrett Boulware, C	.476
2014	Steve Wilkerson, 2B	.502
2015	Chris Okey, C	.545
2016	Seth Beer, OF	.700
2017	Seth Beer, OF	.606
2018	Seth Beer, OF	*.642
2019	Grayson Byrd, INF/OF	.588

WALKS

Year	Player, Pos.	BB
1942	Winston Holliday, P	12
1943	Unavailable	
1944	No Team	
1945	H.H. Tyler, 2B	14
1946	June Pruitt, 1B	27
1947	Lynwood McMakin, 2B	30
1948	Leo Fisher, 2B	14
1949	Unavailable	
1950	Unavailable	
1951	Roby Crouch, 1B	20
1952	Joe Murray, 1B	17
1953	Doug Kingsmore, OF	10
1954	Dick Swetenburg, 1B	22
1955	Jim O'Quinn, C	9
1956	Unavailable	
1957	Doug Hoffman, OF	17
1958	Bailey Hendley, OF/P	24
1959	Doug Hoffman, OF	33
1960	Bailey Hendley, OF/P	18
1961	Dave Lynn, C	22
1962	Johnny Jones, OF	21
1963	Johnny Jones, OF	19
1964	Jack McCall, SS	20
1965	George Sutton, OF	22
1966	Jack McCall, SS	27
1967	Rusty Adkins, 2B	27

1968	Don Russell, 3B	30
1969	Don Russell, 3B	42
1970	Don Russell, 3B	35
1971	Johnny Severs, OF	44
1972	Dave Van Volkenburg, 1B/P	27
1973	Smiley Sanders, OF	23
1974	Lin Hamilton, C	32
1975	Kurt Seibert, SS	39
1976	Kurt Seibert, SS	50
1977	Steve Nilsson, 1B	45
1978	Steve Nilsson, 1B	47
1979	Neil Simons, OF	49
1980	Neil Simons, OF	51
1981	Glenn Gallagher, OF	34
1982	Craig Roberson, 3B	48
1983	Frank Russ, 2B	36
1984	Brooks Shumake, OF	42
1985	Bert Heffernan, C	45
1986	Bert Heffernan, C	55
1987	Bert Heffernan, C	45
1988	Bert Heffernan, C	*62
1989	Mike Couture, C	55
1990	Brian Kowitz, OF	44
1991	Todd Stefan, SS	45
1992	Kevin Northrup, OF	51
1993	Billy McMillon, OF	47
1994	Mike Hampton, 3B	47
1995	Gary Burnham, OF	46
1996	Gary Burnham, OF	61
1997	Matthew LeCroy, C	53
1998	Patrick Boyd, OF	44
1999	Jason Harris, 1B	64
	Henri Stanley, OF	64
2000	Patrick Boyd, OF	44
2001	Michael Johnson, 1B	43
2002	Michael Johnson, 1B	50
2003	Michael Johnson, 1B	*63
2004	Brad McCann, 3B	36
2005	Brad Chalk, OF	34
2006	Brad Chalk, OF	41
2007	Andy D'Alessio, 1B	33
2008	Jeff Schaus, OF	33
2009	Brad Miller, SS	53
2010	Kyle Parker, OF	56
2011	Richie Shaffer, 1B	44
2012	Richie Shaffer, 3B	63
2013	Shane Kennedy, 3B	37
2014	Tyler Slaton, OF	42
2015	Steven Duggar, OF	54
2016	Seth Beer, OF	62
2017	Seth Beer, OF	64
2018	Seth Beer, OF	54
2019	Logan Davidson, SS	45

STOLEN BASES

Year	Player, Pos.	SB
1939	Teddy Boselli, SS	4
1940	Ace Parker, C	4
1941	Joe Blalock, OF	7
1942	Joe Blalock, OF	10
1943	Homer Coker, C	8
	Hank Sullivan, C	8
1944	No Team	
1945	H.H. Tyler, 2B	6
1946	J.M. Looper, OF	4
	Sanford Quinn, OF	4
1947	Lynwood McMakin, 2B	6
	Dan Stroud, OF	6
1948	J.R. Brown, OF	10
	Ray Mathews, OF	10
1949	Frank Gillespie, 3B	5
1950	Fred Knoebel, OF	26
1951	Roby Crouch, 1B	14
1952	Billy O'Dell, P	3
1953	Bill Barnett, OF	6
1954	Wyman Morris, 3B	10
1955	Bill Barnett, OF	2
	Charlie Blackston, SS	2
	Jim Coleman, OF	2
1956	Bill Barnett, OF	4
1957	Doug Hoffman, OF	2
	Don Shealy, OF/P	2
1958	Larry Bagwell, 3B	4
	Doug Hoffman, OF	4
1959	Doug Hoffman, OF	11
1960	Ty Cline, OF	12
1961	Harry Pavilack, 3B	3
1962	Dave Ellis, 3B	9
1963	Dave Ellis, 3B	9

1964	Jack McCall, SS	3
1965	Rusty Adkins, OF	12
1966	Rusty Adkins, 2B	9
1967	Rusty Adkins, 2B	*17
1968	Keith Waters, OF	12
1969	Johnny Severs, OF	10
1970	Don Russell, 3B	9
	Johnny Severs, OF	9
1971	Johnny Severs, OF	17
1972	Charlie Ing, OF	7
1973	John Adeim, SS	3
	Richard Haynes, 2B	3
	Craig White, OF	3
1974	Lin Hamilton, C	4
	Charlie Ing, OF	4
	Mike Mahoney, OF	4
	Kurt Seibert, SS	4
1975	Billy Wingo, 2B	*22
1976	Kurt Seibert, SS	*13
1977	Steve Nilsson, 1B	*15
1978	Billy Weems, OF	*26
1979	Dave Buffamoyer, C	21
1980	Billy Weems, OF	*30
1981	Mike Mahoney, OF	12
1982	Brooks Shumake, OF/3B	21
1983	Brooks Shumake, SS	30
1984	Brooks Shumake, OF	20
1985	Ray Williams, OF	16
1986	Bill Spiers, SS	35
1987	Ray Williams, OF	24
1988	Randy Mazey, OF	34
1989	Henry Threadgill, 2B	*47
1990	Brian Kowitz, OF	*34
1991	Kevin Northrup, OF	21
1992	Kevin Northrup, OF	*47
1993	Shane Monahan, 1B	17
1994	Mike Hampton, 3B	*39
1995	Dave Miller, 1B	27
1996	Doug Livingston, 2B	24
1997	Brian Holstad, 2B	11
1998	Brian Holstad, 3B	15
	Doug Roper, SS	15
1999	Henri Stanley, OF	27
2000	Casey Stone, OF	25
2001	Casey Stone, OF	25
2002	Jeff Baker, 3B	17
	Khalil Greene, SS	17
2003	Garrick Evans, OF	8
2004	Tony Sipp, OF	20
2005	Tyler Colvin, OF	12
2006	Tyler Colvin, OF	23
2007	Taylor Harbin, SS	14
2008	Stan Widmann, SS	14
2009	Brad Miller, SS	16
2010	John Hinson, 3B	25
2011	John Hinson, 3B	23
2012	Thomas Brittle, OF	15
2013	Shane Kennedy, 3B	22
2014	Steven Duggar, OF	25
2015	Tyler Krieger, DH	14
2016	Eli White, SS	24
2017	Chase Pinder, OF	13
2018	Logan Davidson, SS	10
2019	Sam Hall, OF/INF	*30

PITCHING

Year	Player (Throws)	ERA
1953	Billy O'Dell (L)	1.36
1954	Billy O'Dell (L)	0.79
1955	Unavailable	
1956	Johnny Drake (R)	2.56
1957	Harold Stowe (L)	3.58
1958	Harold Stowe (L)	2.34
1959	Harold Stowe (L)	1.57
1960	Jimmy Roller (R)	2.76
1961	Gene Harbeson (R)	3.31
1962	Tommy Lyon (L)	3.62
1963	Greg Casey (R)	2.66
1964	Bob Lowell (R)	2.41
1965	Tommy Chapman (L)	1.80
1966	Charlie Watson (R)	3.43
1967	Bill Parmer (R)	1.14
1968	John Curtis (L)	1.80
1969	John Curtis (L)	*1.59
1970	Jay Bevis (R)	1.12
1971	Rusty Gerhardt (L)	2.17

1972	Rusty Gerhardt (L)	2.22
1973	Steve Cline (R)	2.12
1974	Steve Cline (R)	1.84
1975	Randy Quintrell (L)	1.50
1976	Ron Musselman (R)	2.11
1977	Brian Snyder (L)	*1.19
1978	Tommy Qualters (L)	*0.79
1979	Mike Sullivan (R)	*1.98
1980	Bill Duke (R)	*2.24
1981	Jeff Gilbert (R)	3.25
1982	Jimmy Key (L)	2.79
1983	Jeff Gilbert (R)	2.25
1984	Scott Parrish (R)	2.20
1985	George Stone (R)	3.89
1986	Oliver Whitaker (L)	3.12
1987	Alan Botkin (L)	2.54
1988	Jerome Santivasci (R)	1.98
1989	Jerome Santivasci (R)	1.36
1990	Tim Parker (R)	2.97
1991	Jason Angel (R)	*2.33
1992	Mike Holtz (L)	1.26
1993	Scott Winchester (R)	2.61
1994	Mike Holtz (L)	1.66
1995	Scott Winchester (R)	0.59
1996	Kris Benson (R)	*2.02
1997	Ryan Mottl (R)	4.73
1998	Scott Clackum (R)	1.11
1999	Chris Heck (L)	2.23
2000	Nick Glaser (R)	2.45
2001	Steve Reba (R)	2.58
2002	Matt Henrie (R)	3.12
2003	Jason Berken (R)	3.19
2004	Jason Berken (R)	2.53
2005	Stephen Faris (R)	2.60
2006	Stephen Faris (R)	2.36
2007	Stephen Clyne (R)	2.58
2008	Matt Vaughn (R)	3.15
2009	Thomas Cruz (R)	3.33
2010	Alex Frederick (R)	3.75
2011	David Haselden (R)	2.23
2012	Scott Firth (R)	2.09
2013	Matthew Crownover (L)	2.19
2014	Daniel Gossett (R)	1.93
2015	Matthew Crownover (L)	1.82
2016	Pat Krall (L)	*1.67
2017	Charlie Barnes (L)	3.20
2018	Carson Spiers (R)	2.08
2019	Davis Sharpe (R)	3.20

WINS

Year	Player (Throws)	W
1952	Billy O'Dell (L)	5
1953	Billy O'Dell (L)	6
1954	Billy O'Dell (L)	*8
1955	Leonard Humphries (R)	3
1956	Johnny Drake (R)	4
1957	Harold Stowe (L)	3
1958	Harold Stowe (L)	*^14
1959	Harold Stowe (L)	7
1960	Jimmy Roller (R)	5
1961	Damon Vincent (R)	5
1962	Tommy Lyon (L)	*7
1963	Greg Casey (R)	4
1964	Tommy Chapman (L)	6
1965	Bill Parmer (R)	5
	Charlie Watson (R)	5
1966	Charlie Watson (R)	6
1967	Bill Parmer (R)	*9
1968	Nelson Gibson (R)	7
1969	Dave Van Volkenburg (L)	9
1970	Rusty Gerhardt (L)	*9
1971	Rusty Gerhardt (L)	*11
1972	Rusty Gerhardt (L)	7
1973	Steve Cline (R)	*7
1974	Steve Cline (R)	*9
1975	Chuck Porter (R)	*8
1976	Chuck Porter (R)	*12
1977	Ron Musselman (R)	*12
1978	Mike Brown (R)	9
1979	Mike Sullivan (R)	*10
1980	Mike Brown (R)	9
1981	Jeff Gilbert (R)	8
	Scott Parrish (R)	8
1982	Jeff Gilbert (R)	*9
	Jimmy Key (L)	*9
1983	Scott Parrish (R)	6
	Tim Rice (L)	6
1984	Scott Parrish (R)	7
	John Pawlowski (R)	7

	George Stone (R)	7
1985	John Pawlowski (R)	9
	George Stone (R)	9
1986	Bill Steele (R)	9
1987	Brian Barnes (L)	*12
1988	Brian Barnes (L)	*13
1989	Brian Barnes (L)	*16
1990	Dave Tripp (R)	8
1991	Jason Angel (R)	*14
1992	Scott Miller (R)	11
1993	Chad Phillips (L)	12
1994	Andy Taulbee (R)	12
1995	Jason Dawsey (L)	11
1996	Kris Benson (R)	14
1997	Ryan Mottl (R)	10
1998	Ryan Mottl (R)	9
1999	Matt Additon (R)	6
	Thomas Boozer (L)	6
	Chris Heck (L)	6
	Mike Paradis (R)	6
2000	Ryan Mottl (R)	10
2001	Steve Reba (R)	12
2002	Matt Henrie (R)	13
	Steve Reba (R)	13
2003	Tyler Lumsden (L)	8
2004	Kris Harvey (R)	6
2005	Josh Cribb (R)	8
	Robert Rohrbach (L)	8
2006	Jason Berken (R)	9
	Josh Cribb (R)	9
	Stephen Faris (R)	9
2007	Alan Farina (R)	6
	Ryan Hinson (L)	6
	David Kopp (R)	6
2008	D.J. Mitchell (R)	6
	Graham Stoneburner (R)	6
2009	Casey Harman (L)	7
	Graham Stoneburner (R)	7
2010	Scott Weismann (R)	9
2011	Justin Sarratt (R)	9
2012	Dominic Leone (R)	7
	Kevin Pohle (R)	7
2013	Daniel Gossett (R)	10
2014	Matthew Crownover (L)	8
2015	Matthew Crownover (L)	*10
2016	Pat Krall (L)	10
2017	Tyler Jackson (R)	9
2018	Brooks Crawford (R)	*8
2019	Mat Clark (L)	9

YEARLY LEADERS

1986	Mike Huggins (R)	22
1987	Phillip Lowery (R)	23
1988	Brian Barnes (L)	22
	Mike Milchin (L)	22
	Jerome Santivasci (R)	22
1989	Jerome Santivasci (R)	27
1990	Ron Frazier (R)	24
1991	Eric Bradford (R)	25
1992	Aaron Jersild (L)	32
1993	Andy Taulbee (R)	30
1994	Scott Winchester (R)	28
1995	Scott Winchester (R)	33
1996	David Shepard (R)	27
1997	Matt Additon (R)	24
	Scott Clackum (R)	24
1998	Scott Clackum (R)	23
1999	Matt Additon (R)	26
2000	Nick Glaser (R)	33
2001	Josh Cram (R)	28
2002	Tyler Lumsden (L)	27
2003	Robert Rohrbaugh (L)	26
2004	Patrick Hogan (R)	24
2005	Jeff Hahn (R)	25
2006	Daniel Moskos (L)	33
2007	Stephen Clyne (R)	31
2008	Matt Vaughn (R)	30
2009	Ryan Hinson (L)	28
2010	Alex Frederick (R)	33
2011	Alex Frederick (R)	27
2012	Scott Firth (R)	24
	Jonathan Meyer (R)	24
2013	Matt Campbell (R)	24
	Kyle Schnell (R)	24
2014	Drew Moyer (R)	28
2015	Pat Krall (L)	27
2016	Pat Krall (L)	29
2017	Ryley Gilliam (R)	27
2018	Carson Spiers (R)	29
2019	Carson Spiers (R)	30

STARTS

Year	Player (Throws)	Starts
1952	Billy O'Dell (L)	7
1953	Billy O'Dell (L)	8
1954	Billy O'Dell (L)	11
1955	Leonard Humphries (R)	6
1956	Leonard Humphries (R)	7
1957	Harold Stowe (L)	7
1958	Harold Stowe (L)	15
1959	Harold Stowe (L)	9
1960	Dave Sproule (R)	7
1961	Damon Vincent (R)	10
1962	Tommy Lyon (L)	9
	Dave Olson (R)	9
1963	Damon Vincent (R)	6
1964	Tommy Chapman (L)	11
1965	Tommy Chapman (L)	11
1966	Bill Parmer (R)	9
1967	Bill Parmer (R)	10
1968	Tom Hudgins (R)	10
1969	Rusty Gerhardt (L)	15
1970	Rusty Gerhardt (L)	14
1971	Rusty Gerhardt (L)	14
1972	Rusty Gerhardt (L)	12
1973	Steve Cline (R)	9
1974	Steve Cline (R)	13
1975	Chuck Porter (R)	13
1976	Ron Musselman (R)	14
	Chuck Porter (R)	14
1977	Ron Musselman (R)	15
1978	Mike Sullivan (R)	13
1979	Brian Snyder (L)	14
1980	Mike Brown (R)	15
	Jimmy Key (L)	15
1981	Jimmy Key (L)	15
1982	Jimmy Key (L)	16
1983	Scott Parrish (R)	12
1984	George Stone (R)	11
1985	John Pawlowski (R)	17
	George Stone (R)	17
1986	Bill Steele (R)	16
1987	Brian Barnes (L)	17
1988	Brian Barnes (L)	*19
1989	Brian Barnes (L)	19
1990	Tim Parker (R)	17
1991	Jason Angel (R)	16
1992	Jason Angel (R)	17
1993	Chad Phillips (L)	15
	Jeff Sauve (R)	15

1994	Andy Taulbee (R)	18
1995	Jason Dawsey (L)	19
1996	Kris Benson (R)	19
1997	Ryan Mottl (R)	16
1998	Ryan Mottl (R)	16
1999	Ryan Mottl (R)	17
2000	Ryan Mottl (R)	19
2001	Steve Reba (R)	17
2002	Steve Reba (R)	19
2003	Tyler Lumsden (L)	16
2004	Kris Harvey (R)	14
	Tyler Lumsden (L)	14
2005	Robert Rohrbaugh (L)	16
2006	Jason Berken (R)	18
	Stephen Faris (R)	18
2007	David Kopp (R)	*18
2008	D.J. Mitchell (R)	14
	Graham Stoneburner (R)	14
2009	Chris Dwyer (L)	*17
2010	Casey Harman (L)	*19
2011	Justin Sarratt (R)	13
2012	Dominic Leone (R)	16
2013	Daniel Gossett (R)	16
2014	Matthew Crownover (L)	16
2015	Matthew Crownover (L)	16
	Zach Erwin (L)	16
2016	Charlie Barnes (L)	16
2017	Charlie Barnes (L)	16
	Alex Eubanks (R)	16
	Pat Krall (L)	16
2018	Brooks Crawford (R)	16
	Jake Higginbotham (L)	16
2019	Davis Sharpe (R)	14

RELIEF APPEARANCES

Year	Player (Throws)	RA
1952	Gerald Dempsey (R)	3
	Charlie Hall (R)	3
	Robby Saylor (L)	3
1953	Bubba Free (R)	4
1954	Mickey Cone (L)	3
	Billy O'Dell (L)	3
1955	Bill Toth (R)	5
1956	Bill Toth (R)	7
1957	Frank Elrod (L)	4
1958	Ed Lakey (R)	8
1959	Harold Stowe (L)	10
1960	Jimmy Roller (R)	9
1961	Jimmy Roller (R)	8
1962	Bill Burnette (R)	9
1963	Tommy Lyon (L)	10
1964	Bob Lowell (R)	9
1965	Charlie Watson (R)	11
1966	Bill James (R)	9
1967	Pete Myers (R)	11
1968	Alan Demarest (R)	9
1969	Jay Bevis (R)	15
1970	Jay Bevis (R)	20
1971	Jay Bevis (R)	16
1972	Jay Bevis (R)	16
1973	Jimmy Baker (R)	17
1974	Larry Meekins (R)	18
1975	Tommy Qualters (R)	13
1976	Houston Matthews (R)	9
1977	Dave Woessner (R)	14
1978	Dave Woessner (R)	19
1979	Billy Trapp (R)	12
	Dave Woessner (R)	12
1980	Billy Trapp (R)	28
1981	Glenn Martin (R)	15
1982	Lee Wiles (R)	22
1983	Lynn Martin (R)	24
1984	John Pawlowski (R)	18
1985	John Burnett (L)	*22
1986	Mike Huggins (R)	22
1987	Phillip Lowery (R)	21
1988	Mike Milchin (L)	22
	Jerome Santivasci (R)	22
1989	Jerome Santivasci (R)	27
1990	Eric Bradford (R)	17
1991	Eric Bradford (R)	25
1992	Aaron Jersild (L)	32
1993	Scott Winchester (R)	26
1994	Scott Winchester (R)	28
1995	Scott Winchester (R)	33
1996	David Shepard (R)	27
1997	Matt Additon (R)	24
	Scott Clackum (R)	24
1998	Scott Clackum (R)	23

1999	Matt Additon (R)	21
2000	Nick Glaser (R)	33
2001	Josh Cram (R)	28
2002	Thomas Boozer (L)	26
2003	Robert Rohrbaugh (L)	25
2004	Patrick Hogan (R)	24
2005	Jeff Hahn (R)	23
2006	Daniel Moskos (L)	33
2007	Stephen Clyne (R)	31
2008	Matt Vaughn (R)	29
2009	Ryan Hinson (L)	26
2010	Casey Harman (L)	32
2011	Alex Frederick (R)	25
2012	Scott Firth (R)	24
2013	Matt Campbell (R)	24
	Kyle Schnell (R)	24
2014	Drew Moyer (R)	28
2015	Pat Krall (L)	27
2016	Pat Krall (L)	26
2017	Ryley Gilliam (R)	27
2018	Carson Spiers (R)	29
2019	Carson Spiers (R)	30

COMPLETE GAMES

Year	Player (Throws)	CG
1952	Billy O'Dell (L)	4
1953	Billy O'Dell (L)	6
1954	Billy O'Dell (L)	9
1955	George Compton (R)	3
1956	Johnny Drake (R)	3
1957	Harold Stowe (L)	4
1958	Harold Stowe (L)	8
1959	Harold Stowe (L)	4
1960	Bailey Hendley (R)	2
	Jimmy Roller (R)	2
1961	Gene Harbeson (R)	4
	Damon Vincent (R)	4
1962	Tommy Lyon (L)	5
1963	Greg Casey (R)	2
	Tommy Chapman (L)	2
1964	Tommy Chapman (L)	6
1965	Tommy Chapman (L)	5
1966	Charlie Watson (R)	3
1967	Laval Johnson (L)	2
	Pete Myers (R)	2
	Bill Parmer (R)	2
	Charlie Watson (R)	2
1968	Bill James (R)	4
1969	Dave Van Volkenburg (L)	7
1970	Rusty Gerhardt (L)	*8
1971	Rusty Gerhardt (L)	*6
1972	Rusty Gerhardt (L)	6
1973	Steve Cline (R)	3
	Lindsay Graham (R)	3
1974	Steve Cline (R)	*7
1975	Randy Quintrell (L)	5
1976	Chuck Porter (R)	*11
1977	Ron Musselman (R)	*8
1978	Mike Brown (R)	6
1979	Mike Sullivan (R)	5
1980	Mike Brown (R)	5
1981	Jeff Gilbert (R)	7
1982	Jimmy Key (L)	*7
1983	Jeff Gilbert (R)	2
1984	Scott Parrish (R)	5
1985	George Stone (R)	8
1986	Bill Steele (R)	2
1987	Brian Barnes (L)	5
	Alan Botkin (L)	5
1988	Brian Barnes (L)	6
1989	Brian Barnes (L)	*9
1990	Tim Parker (R)	5
1991	Jason Angel (R)	3
1992	Scott Miller (R)	2
1993	Jason Dawsey (L)	2
1994	Kris Benson (R)	1
	Jason Dawsey (L)	1
	Billy Koch (R)	1
1995	Jason Dawsey (L)	4
1996	Kris Benson (R)	7
1997	Ryan Mottl (R)	2
	Matt White (L)	2
1998	Ryan Mottl (R)	1
	Matt White (L)	1
1999	Ryan Mottl (R)	1
2000	Ryan Mottl (R)	2
2001	Steve Reba (R)	2
2002	Steve Reba (R)	1
2003	Tyler Lumsden (L)	1

2004	Robert Rohrbaugh (L)	1
2005	Josh Cribb (R)	*3
	Stephen Faris (R)	*3
2006	Josh Cribb (R)	1
	Stephen Faris (R)	1
2007	David Kopp (R)	1
2008	D.J. Mitchell (R)	1
	Graham Stoneburner (R)	1
2009	Chris Dwyer (L)	1
2010	Casey Harman (L)	1
2011	Jonathan Meyer (R)	1
2012	No Complete Games	
2013	Daniel Gossett (R)	1
2014	Daniel Gossett (R)	2
2015	Brody Koerner (R)	1
2016	Alex Eubanks (R)	1
	Pat Krall (L)	1
2017	Alex Eubanks (R)	*2
2018	No Complete Games	
2019	No Complete Games	

SHUTOUTS

Year	Player (Throws)	SHO
1947	Joe Hazle (R)	1
1948	Nig Griffith (R)	1
1949	Bob Gaddis (R)	1
1950	Bill Ford (R)	1
	Bob Hughes (L)	1
1951	No Individual Shutouts	
1952	No Individual Shutouts	
1953	Billy O'Dell (L)	2
1954	Billy O'Dell (L)	3
1955	No Individual Shutouts	
1956	No Individual Shutouts	
1957	Don Shealy (R)	1
1958	No Individual Shutouts	
1959	Bailey Hendley (R)	1
	Harold Stowe (L)	1
1960	Jimmy Roller (R)	1
1961	No Individual Shutouts	
1962	Damon Vincent (R)	1
1963	No Individual Shutouts	
1964	Greg Casey (R)	1
1965	Tommy Chapman (L)	2
1966	Charles Watson (R)	1
1967	Laval Johnson (L)	1
	Pete Myers (R)	1
	Bill Parmer (R)	1
1968	John Curtis (L)	1
	Alan Demarest (R)	1
	Nelson Gibson (R)	1
	Tom Hudgins (R)	1
	Bill James (R)	1
1969	Rusty Gerhardt (L)	1
	Tom Hudgins (R)	1
1970	Rusty Gerhardt (L)	1
	Dave Van Volkenburg (L)	1
1971	Dave Van Volkenburg (L)	2
1972	Lindsay Graham (R)	*3
1973	Lindsay Graham (R)	2
1974	Ty Cline (L)	2
1975	Randy Quintrell (L)	2
1976	Ron Musselman (R)	*4
1977	Tommy Qualters (R)	*3
1978	Mike Brown (R)	*2
	Mike Sullivan (R)	*2
1979	Mike Sullivan (R)	*2
1980	Mike Brown (R)	*2
	Bill Duke (R)	*2
1981	Jeff Gilbert (R)	1
	Jimmy Key (L)	1
	Scott Parrish (R)	1
1982	Jeff Gilbert (R)	2
1983	Scott Parrish (R)	*1
1984	Scott Parrish (R)	*2
1985	John Pawlowski (R)	2
1986	No Individual Shutouts	
1987	Alan Botkin (L)	2
	Oliver Whitaker (L)	2
1988	Alan Botkin (L)	1
	David Tripp (R)	1
1989	Brian Barnes (L)	1
	Ron Frazier (R)	1
1990	Tim Parker (R)	3
1991	Jason Angel (R)	*2
	Scott Miller (R)	*2
1992	No Individual Shutouts	
1993	No Individual Shutouts	
1994	No Individual Shutouts	

1995	Jason Dawsey (L)	2
1996	Kris Benson (R)	*4
1997	No Individual Shutouts	
1998	No Individual Shutouts	
1999	No Individual Shutouts	
2000	Ryan Mottl (R)	1
2001	Steve Reba (R)	1
2002	No Individual Shutouts	
2003	Tyler Lumsden (L)	1
2004	No Individual Shutouts	
2005	Josh Cribb (R)	*2
2006	No Individual Shutouts	
2007	No Individual Shutouts	
2008	Graham Stoneburner (R)	*1
2009	No Individual Shutouts	
2010	No Individual Shutouts	
2011	No Individual Shutouts	
2012	No Individual Shutouts	
2013	Daniel Gossett (R)	1
2014	Daniel Gossett (R)	*2
2015	Brody Koerner (R)	*1
2016	No Individual Shutouts	
2017	Alex Eubanks (R)	*2
2018	No Individual Shutouts	
2019	No Individual Shutouts	

SAVES

Year	Player (Throws)	Svs
1969	Jay Bevis (R)	6
1970	Jay Bevis (R)	5
1971	Jay Bevis (R)	4
1972	Jay Bevis (R)	5
1973	Jimmy Baker (R)	3
	Lindsay Graham (R)	3
1974	Larry Meekins (R)	3
1975	Tommy Qualters (R)	6
1976	Houston Matthews (R)	4
1977	Dave Woessner (R)	5
1978	Dave Woessner (R)	6
1979	Len Bradley (R)	5
1980	Len Bradley (R)	7
1981	Lynn Martin (R)	2
	Tim Rice (L)	2
1982	Roger Hackett (L)	2
	David Hess (R)	2
	Lee Wiles (R)	2
1983	Lynn Martin (R)	4
1984	John Pawlowski (R)	4
1985	John Burnett (L)	*4</

YEARLY LEADERS

INNINGS PITCHED

Year	Player (Throws)	IP
1952	Billy O'Dell (L)	56.0
1953	Billy O'Dell (L)	72.1
1954	Billy O'Dell (L)	91.1
1955	Leonard Humphries (R)	42.0
1956	Johnny Drake (R)	45.2
1957	Harold Stowe (L)	55.1
1958	Harold Stowe (L)	*^126.2
1959	Harold Stowe (L)	97.1
1960	Jimmy Roller (R)	71.2
1961	Damon Vincent (R)	61.1
1962	Tommy Lyon (L)	82.0
1963	Damon Vincent (R)	44.1
1964	Tommy Chapman (L)	89.1
1965	Tommy Chapman (L)	85.0
1966	Charlie Watson (R)	65.2
1967	Bill Parmer (R)	71.0
1968	Nelson Gibson (R)	62.0
1969	Dave Van Volkenburg (L)	92.1
1970	Rusty Gerhardt (L)	*100.1
1971	Rusty Gerhardt (L)	*108.0
1972	Rusty Gerhardt (L)	*85.0
1973	Lindsay Graham (R)	60.2
1974	Steve Cline (R)	*102.2
1975	Chuck Porter (R)	*81.1
1976	Chuck Porter (R)	*119.0
1977	Ron Musselman (R)	*117.1
1978	Mike Brown (R)	83.1
1979	Mike Sullivan (R)	*91.0
1980	Jimmy Key (L)	*111.1
1981	Jeff Gilbert (R)	102.1
1982	Jimmy Key (L)	*116.0
1983	Scott Parrish (R)	62.2
1984	George Stone (R)	80.2
1985	George Stone (R)	127.1
1986	Bill Steele (R)	109.1
1987	Brian Barnes (L)	120.2
1988	Brian Barnes (L)	*137.2
1989	Brian Barnes (L)	*146.0
1990	Tim Parker (R)	97.0
1991	Jason Angel (R)	108.0

1992	Jason Angel (R)	105.1
1993	Andy Taulbee (R)	97.1
1994	Andy Taulbee (R)	114.2
1995	Jason Dawsey (L)	129.1
1996	Kris Benson (R)	*156.0
1997	Ryan Mottl (R)	106.2
1998	Ryan Mottl (R)	101.0
1999	Ryan Mottl (R)	99.2
2000	Ryan Mottl (R)	107.0
2001	Steve Reba (R)	108.0
2002	Matt Henrie (R)	112.2
	Steve Reba (R)	112.2
2003	Tyler Lumsden (L)	86.0
2004	Tyler Lumsden (L)	81.1
2005	Josh Cribb (R)	109.1
2006	Stephen Faris (R)	103.0
2007	David Kopp (R)	99.2
2008	D.J. Mitchell (R)	98.2
2009	Casey Harman (L)	86.2
2010	Casey Harman (L)	*121.0
2011	Justin Sarratt (R)	80.2
2012	Dominic Leone (R)	84.0
2013	Daniel Gossett (R)	98.1
2014	Daniel Gossett (R)	107.1
2015	Matthew Crownover (L)	109.0
2016	Charlie Barnes (L)	94.2
2017	Alex Eubanks (R)	105.2
2018	Brooks Crawford (R)	80.2
2019	Davis Sharpe (R)	84.1

BATTERS FACED

Year	Player (Throws)	BF
1960	Jimmy Roller (R)	289
1961	Damon Vincent (R)	286
1962	Tommy Lyon (L)	346
1963	Tommy Lyon (L)	198
1964	Tommy Chapman (L)	394
1965	Tommy Chapman (L)	364
1966	Charlie Watson (R)	276
1967	Bill Parmer (R)	290
1968	Nelson Gibson (R)	257
1969	Dave Van Volkenburg (L)	407

1970	Rusty Gerhardt (L)	410
1971	Rusty Gerhardt (L)	424
1972	Lindsay Graham (R)	276
1973	Steve Cline (R)	257
1974	Steve Cline (R)	417
1975	Chuck Porter (R)	361
1976	Chuck Porter (R)	474
1977	Ron Musselman (R)	483
1978	Brian Snyder (L)	370
1979	Brian Snyder (L)	397
1980	Jimmy Key (L)	454
1981	Jeff Gilbert (R)	429
1982	Jimmy Key (L)	485
1983	Scott Parrish (R)	273
1984	George Stone (R)	327
1985	George Stone (R)	569
1986	Bill Steele (R)	481
1987	Brian Barnes (L)	523
1988	Brian Barnes (L)	598
1989	Brian Barnes (L)	*602
1990	Tim Parker (R)	417
1991	Jason Angel (R)	443
1992	Jason Angel (R)	454
1993	Andy Taulbee (R)	419
1994	Andy Taulbee (R)	489
1995	Jason Dawsey (L)	529
1996	Kris Benson (R)	*606
1997	Ryan Mottl (R)	479
1998	Ryan Mottl (R)	441
1999	Ryan Mottl (R)	480
2000	Ryan Mottl (R)	451
2001	Steve Reba (R)	434
2002	Steve Reba (R)	437
2003	Tyler Lumsden (L)	373
2004	Tyler Lumsden (L)	358
2005	Josh Cribb (R)	469
2006	Stephen Faris (R)	408
2007	David Kopp (R)	429
2008	D.J. Mitchell (R)	428
2009	Chris Dwyer (L)	375
	Casey Harman (L)	375
2010	Casey Harman (L)	*518

2011	Justin Sarratt (R)	328
2012	Dominic Leone (R)	372
2013	Daniel Gossett (R)	420
2014	Daniel Gossett (R)	433
2015	Zack Erwin (L)	454
2016	Charlie Barnes (L)	425
2017	Alex Eubanks (R)	438
2018	Jake Higginbotham (L)	343
2019	Davis Sharpe (R)	351

STRIKEOUTS

Year	Player (Throws)	K
1952	Billy O'Dell (L)	81
1953	Billy O'Dell (L)	108
1954	Billy O'Dell (L)	*111
1955	Leonard Humphries (R)	39
1956	Johnny Drake (R)	49
1957	Harold Stowe (L)	36
1958	Harold Stowe (L)	*126
1959	Harold Stowe (L)	*117
1960	Bailey Hendley (R)	39
1961	Damon Vincent (R)	62
1962	Tommy Lyon (L)	52
1963	Damon Vincent (R)	48
1964	Tommy Chapman (L)	*83
1965	Tommy Chapman (L)	100
1966	Charlie Watson (R)	72
1967	Charlie Watson (R)	71
1968	Bill James (R)	45
1969	Rusty Gerhardt (L)	*99
1970	Rusty Gerhardt (L)	*111
1971	Rusty Gerhardt (L)	*111
1972	Rusty Gerhardt (L)	61
1973	Steve Cline (R)	68
1974	Steve Cline (R)	*69
1975	Chuck Porter (R)	67
1976	Ron Musselman (R)	78
1977	Ron Musselman (R)	*107
1978	Mike Sullivan (R)	63
1979	Mike Sullivan (R)	79
1980	Mike Brown (R)	77
1981	Jeff Gilbert (R)	58

1982	Jimmy Key (L)	94
1983	Tim Rice (L)	42
1984	George Stone (R)	57
1985	George Stone (R)	93
1986	Brian Barnes (L)	53
1987	Brian Barnes (L)	*112
1988	Brian Barnes (L)	*140
1989	Brian Barnes (L)	**208
1990	Tim Parker (R)	90
1991	Mike Kimbrell (R)	74
1992	Jason Angel (R)	76
1993	Andy Taulbee (R)	85
1994	Andy Taulbee (R)	103
1995	Jason Dawsey (L)	*133
1996	Kris Benson (R)	*204
1997	Ryan Mottl (R)	99
1998	Ryan Mottl (R)	96
1999	Mike Paradis (R)	87
2000	Ryan Mottl (R)	81
2001	Steve Reba (R)	103
2002	Steve Reba (R)	82
2003	Tyler Lumsden (L)	72
2004	Tyler Lumsden (L)	88
2005	Josh Cribb (R)	97
2006	Stephen Faris (R)	86
2007	Daniel Moskos (L)	78
2008	D.J. Mitchell (R)	106
2009	Chris Dwyer (L)	95
2010	Casey Harman (L)	105
2011	Dominic Leone (R)	72
2012	Daniel Gossett (R)	87
2013	Daniel Gossett (R)	91
2014	Daniel Gossett (R)	107
2015	Matthew Crownover (L)	108
2016	Charlie Barnes (L)	84
2017	Charlie Barnes (L)	113
2018	Spencer Strider (R)	70
2019	Davis Sharpe (R)	84

* - led the ACC; ^ - led the nation;
Note: Clemson single-season records
in **bold**.



AS A FRESHMAN
IN 2019, DAVIS
SHARPE LED THE
TIGERS IN INNINGS
PITCHED (84.1) AND
STRIKEOUTS (84).

CAREER LEADERS

BATTING

GAMES

Rk	Player	Year(s)	G
1.	Khalil Greene	1999-02	272
2.	Bert Heffernan	1985-88	259
3.	Jeff Schaus	2008-11	258
4.	Andy D'Alessio	2004-07	253
5.	Kurt Bultmann	1996-99	249
6.	Jim Crowley	1988-91	247
7.	Wilson Boyd	2007-10	238
8.	Michael Johnson	2000-03	235
9.	Herman Demmink	2003-06	232
10.	Henri Stanley	1997-00	231

AT-BATS

Rk	Player	Year(s)	AB
1.	Khalil Greene	1999-02	1069
2.	Bert Heffernan	1985-88	993
3.	Jeff Schaus	2008-11	973
4.	Kurt Bultmann	1996-99	953
5.	Chuck Baldwin	1984-87	935
6.	Shane Monahan	1993-95	856
7.	Andy D'Alessio	2004-07	853
8.	Wilson Boyd	2007-10	837
9.	Jim McCollom	1982-85	830
10.	Jim Crowley	1988-91	826

HITS

Rk	Player	Year(s)	Hits
1.	Khalil Greene	1999-02	403
2.	Shane Monahan	1993-95	337
3.	Bert Heffernan	1985-88	335
4.	Chuck Baldwin	1984-87	311
	Jeff Schaus	2008-11	311
6.	Kurt Bultmann	1996-99	306
7.	Jim McCollom	1982-85	285
8.	Michael Johnson	2000-03	275
9.	Jim Crowley	1988-91	271
10.	Neil Simons	1977-80	270
	Gary Burnham	1994-97	270

DOUBLES

Rk	Player	Year(s)	2B
1.	Khalil Greene	1999-02	95
2.	Kurt Bultmann	1996-99	82
3.	Gary Burnham	1994-97	77
4.	Taylor Harbin	2004-07	67
5.	Bert Heffernan	1985-88	63
6.	Chuck Baldwin	1984-87	62
7.	Jeff Schaus	2008-11	61
8.	Shane Monahan	1993-95	60
9.	Reed Rohlfman	2015-17	59
10.	Jim Crowley	1988-91	57
	Patrick Boyd	1998-01	57

TRIPLES

Rk	Player	Year(s)	3B
1.	Shane Monahan	1993-95	21
2.	Don Russell	1968-70	18
3.	Rusty Adkins	1965-67	17
	Bill Spiers	1985-87	17
5.	Jeff Miller	1990-93	15
	David Miller	1993-95	15
7.	Ray Mathews	1948-51	14
	Fred Knoebel	1950-52	14
	Johnny Severs	1969-71	14
	Neil Simons	1977-80	14
	Bert Heffernan	1985-88	14

HOME RUNS

Rk	Player	Year(s)	HR
1.	Jeff Baker	2000-02	59
	Andy D'Alessio	2004-07	59
3.	Michael Johnson	2000-03	58
4.	Seth Beer	2016-18	56
5.	Matthew LeCroy	1995-97	53
6.	Jim McCollom	1982-85	52
	Khalil Greene	1999-02	52
8.	Eric Macrina	1988-91	51
9.	Kyle Parker	2008-10	46
10.	Jim Crowley	1988-91	43
	Kurt Bultmann	1996-99	43

RBIs

Rk	Player	Year(s)	RBI
1.	Khalil Greene	1999-02	276
2.	Jeff Baker	2000-02	226
3.	Jim McCollom	1982-85	218
4.	Andy D'Alessio	2004-07	217
5.	Kurt Bultmann	1996-99	214
6.	Michael Johnson	2000-03	213
7.	Jeff Schaus	2008-11	211
8.	Gary Burnham	1994-97	209
9.	Matthew LeCroy	1995-97	208
10.	Jim Crowley	1988-91	197

BATTING AVERAGE

Rk	Player	Year(s)	Hits-AB	Avg.
1.	Denny Walling	1975	59-140	.421
2.	Dude Buchanan	1939-41	74-184	.402
3.	Shane Monahan	1993-95	337-856	.394
4.	Billy McMillon	1991-93	201-527	.381
5.	Herb Jessen	1942,43	38-100	.380
6.	Rusty Adkins	1965-67	150-396	.379
7.	Khalil Greene	1999-02	403-1069	.377
8.	Ted Corbin	1992	74-199	.372
9.	Tim Teufel	1979,80	134-365	.367
10.	Brad McCann	2003,04	183-504	.363

Note: Minimum 100 at-bats.

SLUGGING PERCENTAGE

Rk	Player	Year(s)	AB	TB	Slg %
1.	Denny Walling	1975	140	113	.807
2.	Dave Lynn	1958,60,61	163	113	.693
3.	Tim Teufel	1979,80	365	244	.668
4.	Dude Buchanan	1939-41	184	121	.658
5.	Seth Beer	2016-18	647	419	.647
6.	Michael Johnson	2000-03	800	509	.636
7.	Jim McCollom	1982-85	830	521	.628
8.	Jeff Baker	2000-02	773	484	.626
9.	Shane Monahan	1993-95	856	535	.625
10.	Khalil Greene	1999-02	1069	668	.625

Note: Minimum 100 at-bats.

TOTAL BASES

Rk	Player	Year(s)	TB
1.	Khalil Greene	1999-02	668
2.	Shane Monahan	1993-95	535
3.	Kurt Bultmann	1996-99	525
4.	Jim McCollom	1982-85	521
5.	Michael Johnson	2000-03	509
6.	Bert Heffernan	1985-88	507
7.	Andy D'Alessio	2004-07	498
8.	Jeff Baker	2000-02	484
9.	Jeff Schaus	2008-11	477
10.	Chuck Baldwin	1984-87	476

RUNS

Rk	Player	Year(s)	Runs
1.	Bert Heffernan	1985-88	285
2.	Khalil Greene	1999-02	265
3.	Shane Monahan	1993-95	235
4.	Kurt Bultmann	1996-99	233
5.	Gary Burnham	1994-97	215
6.	Jeff Schaus	2008-11	213
7.	Jim McCollom	1982-85	203
8.	Michael Johnson	2000-03	201
9.	Jim Crowley	1988-91	199
10.	Patrick Boyd	1998-01	196

STOLEN BASES

Rk	Player	Year(s)	SB
1.	Henry Threadgill	1986-89	85
	Mike Couture	1987-90	85
3.	Kevin Northrup	1989-92	83
4.	Brian Kowitz	1988-90	76
5.	Brooks Shumake	1982-84	71
6.	Ray Williams	1984-87	70
7.	Billy Weems	1977-80	68
8.	Randy Mazey	1985-88	65
9.	Shane Monahan	1993-95	61
10.	Bill Spiers	1985-87	60

WALKS

Rk	Player	Year(s)	BB
1.	Bert Heffernan	1985-88	207
2.	Neil Simons	1977-80	180
	Seth Beer	2016-18	180
4.	Michael Johnson	2000-03	169
5.	Gary Burnham	1994-97	157
6.	Jeff Schaus	2008-11	148
7.	Henri Stanley	1997-00	144
8.	Khalil Greene	1999-02	143
	Brad Miller	2009-11	143
10.	Chris Epps	2008-11	142

WALKS PER AT-BAT

Rk	Player	Year(s)	AB/BB	Ratio
1.	Seth Beer	2016-18	647/180	1/3.59
2.	Kurt Seibert	1974-76	408/106	1/3.85
3.	Don Russell	1968-70	415/107	1/3.88
4.	Chris Epps	2008-11	596/142	1/4.20
5.	Brian Ellis	1997-00	583/138	1/4.22
6.	Johnny Severs	1969-71	373/86	1/4.34
7.	Dave Buffamoyer	1978,79	287/66	1/4.35
8.	Neil Simons	1977-80	805/180	1/4.47
9.	Steve Nilsson	1976-78	507/112	1/4.53
10.	Jason Harris	1998,99	475/104	1/4.57

Note: Minimum 100 at-bats.

STRIKEOUTS PER AT-BAT

Rk	Player	Year(s)	AB/K	Ratio
1.	Rusty Adkins	1965-67	396/16	1/24.75
2.	Neil Simons	1977-80	805/43	1/18.72
3.	Billy Weems	1977-80	674/39	1/17.28
4.	Randy Bray	1968-70	457/27	1/16.93
5.	Casey Stone	1998-01	736/46	1/16.00
6.	Mike Eydenberg	1993,94	296/19	1/15.58
7.	Joe Taylor	1992,93	394/27	1/14.54
8.	Mike Mahoney	1973-75,81	323/23	1/14.04
9.	Steve Tucker	1973-76	502/37	1/13.57
10.	Taylor Harbin	2005-07	781/66	1/11.83

Note: Minimum 100 at-bats.

CAREER LEADERS

PITCHING

APPEARANCES

Rk	Player	Year(s)	App.
1.	Matt Additon	1997-00	98
2.	Patrick Andrews	2012-14,16,17	89
3.	Thomas Boozer	1999-02	88
	Jeff Hahn	2002-05	88
5.	Scott Winchester	1993-95	87
6.	Jonathan Meyer	2010-13	86
7.	Ryan Hinson	2006-09	85
8.	Daniel Moskos	2005-07	81
	Matt Vaughn	2006-09	81
10.	Justin Sarratt	2007-11	80

STARTS

Rk	Player	Year(s)	Starts
1.	Ryan Mottl	1997-00	68
2.	Brian Barnes	1986-89	65
3.	Rusty Gerhardt	1969-72	55
4.	Kris Benson	1994-96	47
5.	Jimmy Key	1980-82	46
	Matthew Crownover	2013-15	46
7.	Oliver Whitaker	1984-87	45
	Steve Reba	1999-02	45
9.	Billy Koch	1994-96	44
10.	Alan Botkin	1986-89	43

RELIEF APPEARANCES

Rk	Player	Year(s)	RA
1.	Matt Additon	1997-00	93
2.	Patrick Andrews	2012-14,16,17	88
3.	Scott Winchester	1993-95	87
4.	Thomas Boozer	1999-02	79
5.	Matt Vaughn	2006-09	78
	Matt Campbell	2011-14	78
7.	Jeff Hahn	2002-05	77
8.	Paul Harrelson	2000-03	75
9.	Patrick Hogan	2001-04	71
	Daniel Moskos	2005-07	71

COMPLETE GAMES

Rk	Player	Year(s)	CG
1.	Rusty Gerhardt	1969-72	26
2.	Brian Barnes	1986-89	21
3.	Billy O'Dell	1952-54	19
4.	Harold Stowe	1957-59	16
	Dave Van Volkenburg	1969-72	16
	Chuck Porter	1974-76	16
7.	Ron Musselman	1976,77	14
	Mike Brown	1978-80	14
	Jimmy Key	1980-82	14
10.	Tommy Chapman	1963-65	13
	Jeff Gilbert	1981-83	13

SHUTOUTS

Rk	Player	Year(s)	SHO
1.	Ron Musselman	1976,77	6
2.	Billy O'Dell	1952-54	5
	Rusty Gerhardt	1969-72	5
	Lindsay Graham	1970-73	5
	Mike Brown	1978-80	5
6.	Chuck Porter	1974-76	4
	Mike Sullivan	1977-79	4
	Kris Benson	1994-96	4
9.	Dave Van Volkenburg	1969-72	3
	Tommy Qualters	1975-78	3
	Brian Snyder	1977-79	3
	Jeff Gilbert	1981-83	3
	John Pawlowski	1983-85	3
	Alan Botkin	1986-89	3
	Tim Parker	1987,88,90	3
	Daniel Gossett	2012-14	3

WINS

Rk	Player	Year(s)	Wins
1.	Brian Barnes	1986-89	44
2.	Rusty Gerhardt	1969-72	34
3.	Ryan Mottl	1997-00	33
	Steve Reba	1999-02	33
5.	Kris Benson	1994-96	29
6.	Andy Taulbee	1992-94	27
7.	Jason Angel	1990-92	25
	Matthew Crownover	2013-15	25
9.	Harold Stowe	1957-59	24
	Chuck Porter	1974-76	24

WINNING PERCENTAGE

Rk	Player	Year(s)	W-L	Win %
1.	Mike Kimbrell	1988-91	17-1	94.4
2.	Scott Parrish	1981,83,84	21-3	87.5
3.	Mike Sullivan	1977-79	20-3	87.0
4.	Bill Parmer	1965-67	18-3	85.7
	Jarrod Schmidt	2000-02	18-3	85.7
6.	Chad Phillips	1990-93	17-3	85.0
	Ken Vining	1994-96	17-3	85.0
8.	Scott Miller	1991,92	19-4	82.6
9.	Brian Barnes	1986-89	44-10	81.5
10.	Mat Clark	2018,19	13-3	81.3

Note: Minimum 15 decisions.

INNINGS PITCHED

Rk	Player	Year(s)	IP
1.	Brian Barnes	1986-89	475.1
2.	Ryan Mottl	1997-00	414.1
3.	Rusty Gerhardt	1969-72	384.1
4.	Kris Benson	1994-96	319.2
5.	Steve Reba	1999-02	319.1
6.	Jimmy Key	1980-82	318.2
7.	Jason Dawsey	1993-95	304.1
8.	Oliver Whitaker	1984-87	299.1
9.	Daniel Gossett	2012-14	282.2
10.	Josh Cribb	2003-06	282.1

ERA

Rk	Player	Year(s)	ERA
1.	Billy O'Dell	1952-54	1.51
2.	Scott Winchester	1993-95	1.70
3.	Steve Cline	1973,74	1.94
4.	Jay Bevis	1969-72	2.13
5.	Matthew Crownover	2013-15	2.30
6.	Harold Stowe	1957-59	2.32
7.	Rusty Gerhardt	1969-72	2.39
8.	Chuck Porter	1974-76	2.43
9.	Bill Parmer	1965-67	2.59
10.	Nelson Gibson	1966-68	2.64

Note: Minimum 100 innings pitched.

STRIKEOUTS

Rk	Player	Year(s)	K
1.	Brian Barnes	1986-89	513
2.	Rusty Gerhardt	1969-72	382
3.	Ryan Mottl	1997-00	360
4.	Kris Benson	1994-96	356
5.	Billy Koch	1994-96	338
6.	Billy O'Dell	1952-54	300
7.	Daniel Gossett	2012-14	285
8.	Harold Stowe	1957-59	279
9.	Jason Dawsey	1993-95	276
10.	Steve Reba	1999-02	263

STRIKEOUTS PER NINE INNINGS PITCHED

Rk	Player	Year(s)	K/9 IP
1.	Billy O'Dell	1952-54	12.29
2.	Matt Campbell	2011-14	11.10
3.	Billy Koch	1994-96	11.00
4.	Ryley Gilliam	2016-18	10.35
5.	Ken Vining	1994-96	10.35
6.	Kris Benson	1994-96	10.02
7.	Kevin Brady	2009-12	9.87
8.	Brian Barnes	1986-89	9.71
9.	D.J. Mitchell	2006-08	9.24
10.	Mike Holtz	1991-94	9.22

Note: Minimum 100 innings pitched.

STRIKEOUT-TO-WALK RATIO

Rk	Player	Year(s)	K/BB
1.	Alex Eubanks	2016,17	4.83
2.	Kris Benson	1994-96	4.51
3.	Charlie Barnes	2015-17	4.07
4.	Casey Harman	2008-10	3.97
5.	Kevin Brady	2009-12	3.89
6.	Josh Cribb	2003-06	3.62
7.	Billy O'Dell	1952-54	3.61
8.	Jacob Hennessy	2017-19	3.42
9.	Stephen Faris	2004-06	3.38
10.	Justin Sarratt	2007-11	3.32

Note: Minimum 100 innings pitched.

HITS PER NINE INNINGS PITCHED

Rk	Player	Year(s)	H/9 IP
1.	Billy O'Dell	1952-54	5.29
2.	Matt Campbell	2011-14	5.47
3.	Rusty Gerhardt	1969-72	5.95
4.	Scott Winchester	1993-95	6.04
5.	Jay Bevis	1969-72	6.22
6.	Steve Cline	1973,74	6.33
7.	Charlie Watson	1965-67	6.58
8.	Ryley Gilliam	2016-18	6.64
9.	Chuck Porter	1974-76	6.80
10.	Bill Parmer	1965-67	6.89

Note: Minimum 100 innings pitched.

WALKS PER NINE INNINGS PITCHED

Rk	Player	Year(s)	BB/9 IP
1.	Phillip Lowery	1986-88	1.71
2.	Alex Eubanks	2016,17	1.73
3.	Justin Sarratt	2007-11	1.91
4.	Stephen Faris	2004-06	2.08
5.	Scott Berney	2000	2.12
6.	Jimmy Roller	1959-61	2.13
7.	Casey Harman	2008-10	2.15
8.	Jacob Hennessy	2017-19	2.20
9.	Charlie Barnes	2015-17	2.21
10.	Kris Benson	1994-96	2.22

Note: Minimum 100 innings pitched.

SAVES

Rk	Player	Year(s)	Saves
1.	Scott Winchester	1993-95	34
2.	Jay Bevis	1969-72	20
3.	Matt Campbell	2011-14	19
4.	Patrick Hogan	2001-04	18
5.	Nick Glaser	2000,01	16
	Daniel Moskos	2005-07	16
	Matt Vaughn	2006-09	16
8.	Ryley Gilliam	2016-18	15
	Carson Spiers	2017-19	15
10.	Dave Woessner	1977-79	14
	Paul Harrelson	2000-03	14

BATTERS FACED

Rk	Player	Year(s)	BF
1.	Brian Barnes	1986-89	2052
2.	Ryan Mottl	1997-00	1851
3.	Rusty Gerhardt	1969-72	1473
4.	Steve Reba	1999-02	1395
5.	Oliver Whitaker	1984-87	1371
6.	Jimmy Key	1980-82	1349
7.	Kris Benson	1994-96	1317
8.	Jason Dawsey	1993-95	1281
9.	Bill Steele	1985-87	1228
10.	Alan Botkin	1986-89	1201

INDIVIDUAL CAREER BATTING STATS (ACC ERA)

Player	Year(s)	Avg	G-S	AB	R	H	2B	3B	HR	RBI	SB
Abbott, Gus	1956-58	.278	NA-NA	54	10	15	4	0	2	10	0-NA
Adams, Mark	1970-73	.229	29-NA	35	3	8	0	2	1	5	0-NA
Adeimy, John	1973	.298	37-34	121	16	36	1	2	1	15	3-NA
Adkins, Rusty	1965-67	.379	97-97	396	109	150	22	17	11	66	38-NA
Anderson, Alan	1969	1.000	3-NA	2	2	2	1	0	0	2	0-NA
Anderson, Jack	1969	.258	23-NA	66	14	17	0	1	1	6	4-NA
Anderson, Jim	1990-91	.254	101-75	264	55	67	15	0	9	40	1-4
Andrade Jr., Jorge	2005	.208	19-4	24	4	5	1	0	1	5	0-0
Antonokas, George	1969	.250	2-NA	4	0	1	0	0	0	0	0-NA
Allen, Robbie	1978-80	.267	143-NA	484	100	129	19	6	11	73	19-28
Armstrong, Terry	1971-74	.249	77-NA	185	23	46	7	0	0	23	2-NA
Attanasio, Dominic	2011,12	.275	62-22	120	22	33	3	1	1	17	5-8
Ayers, Stan	1962-64	.293	62-NA	188	32	55	3	1	4	31	4-NA
Ayoub, Pete	1961-63	.318	70-69	261	51	83	17	3	2	53	1-NA
Bach, Woody	1968	.167	20-NA	30	5	5	0	0	0	1	1-NA
Bagwell, Kenny	1970,72	.278	65-NA	237	40	66	14	0	0	22	3-NA
Baker, Larry	1957-59	.265	NA-80	324	67	86	13	5	3	52	8-NA
Baker, Jeff	2000-02	.334	196-194	773	191	258	41	4	59	226	26-37
Baker, Jimmy	1970,72,73	.167	23-NA	18	1	3	0	0	0	1	0-NA
Baldwin, Chuck	1984-87	.333	228-NA	935	177	311	62	8	29	184	16-23
Ballentine, Tim	1975	.500	4-NA	4	1	2	1	0	0	0	0-NA
Barbary, Eddie	1965-67	.278	95-91	334	55	93	11	3	4	38	5-NA
Barnes, Brian	1987	.000	20-NA	2	0	0	0	0	0	1	0-0
Barnett, Bill	1954-56	.287	NA-59	230	47	66	9	6	6	35	13-NA
Barrett, Joe	1984	.286	10-NA	14	2	4	0	0	0	2	0-0
Batson, Glenn	2015,16	.177	61-23	96	9	17	7	0	1	16	1-1
Baucum, Steve	1984-87	.331	206-NA	698	131	231	49	12	14	139	17-20
Baum, Jay	2012-14	.253	167-144	510	69	129	24	5	1	48	25-41
Beasley, David	1976	.000	10-NA	4	0	0	0	0	0	0	1-NA
Beasley, Rick	1971	.191	18-NA	47	3	9	0	0	0	3	1-NA
Beer, Seth	2016-18	.321	188-188	647	172	208	41	1	56	177	4-5
Belk, Greg	1972,74-76	.210	70-NA	205	37	43	7	1	5	24	9-NA
Bevis, Jay	1969-72	.280	83-NA	25	10	7	0	0	0	1	0-NA
Biege, Mark	1984-87	.312	174-NA	372	95	116	21	5	5	71	15-15
Bigwood, Dave	1973	.000	14-NA	4	0	0	0	0	0	0	0-NA
Blackston, Charlie	1954,55	.214	24-NA	56	11	12	2	0	2	8	2-NA
Blakeney, Reid	1959,60	.208	22-NA	24	6	5	1	0	0	4	0-NA
Blanton, Bo	1982	.333	7-NA	9	2	3	0	0	0	4	0-0
Boettcher, Donny	1970	.143	6-NA	7	0	1	0	0	0	0	0-NA
Bohonak, Mike	1963,64	.312	36-31	125	23	39	7	1	2	17	4-NA
Bonekat, Bill	1967-69	.150	20-NA	20	1	3	0	0	0	3	0-NA
Bonnette, Robert	1976-79	.305	211-208	813	173	248	51	9	18	174	28-NA
Borgert, Derek	1996-99	.319	159-79	342	64	109	23	0	7	72	1-2
Boulware, Garrett	2012-14	.295	150-138	508	88	150	30	1	12	82	5-7
Bowen, Bryce	2018	.000	1-0	1	0	0	0	0	0	0	0-0
Boyd, Patrick	1998-01	.341	191-190	760	196	259	57	6	28	178	49-63
Boyd, Roger	1960	.158	18-NA	19	3	3	1	0	0	3	2-NA
Boyd, Wilson	2007-10	.306	238-215	837	163	256	48	7	21	166	14-26
Bradford, Jeff	1971-73	.161	26-NA	31	2	5	0	0	1	4	0-NA
Bradley, Jimmy	1967,68	.254	31-NA	59	9	15	1	0	0	7	1-NA
Bradley, Kevin	2013	.179	37-7	56	5	10	1	0	1	6	1-2
Bradshaw, Toby	1960	.304	22-22	79	8	24	7	1	0	15	1-NA
Bray, Randy	1968-70	.302	128-115	457	75	138	22	1	5	64	17-NA
Brier, Coe	1981,82	.252	80-64	218	25	55	14	1	7	36	6-6
Brittle, Thomas	2012,13	.282	119-117	444	87	125	14	9	4	62	34-42
Brizek, Seth	1993-95	.260	180-165	654	113	170	31	1	19	99	16-26
Brooks, Jerry	1986-88	.349	177-159	647	150	226	44	5	30	158	8-11
Broome, Nathan	1996,97	.308	91-52	198	39	61	7	2	3	33	7-7
Brown, Carol	1955-57	.181	NA-NA	105	16	19	1	2	0	5	0-NA
Brown, Joe	1954	.250	13-NA	28	4	7	0	0	1	5	2-NA
Brown, Mike	1979,80	.000	36-NA	1	1	0	0	0	0	0	0-0
Browning, Skip	1998	-----	13-11	0	0	0	0	0	0	0	0-0
Bryant, K.J.	2016,17	.241	65-33	112	27	27	3	1	2	10	4-4
Bryant, Russell	1970,71	.200	15-NA	15	1	3	1	0	0	0	0-NA
Bryant, Tim	1959,60	.257	36-NA	74	12	19	1	0	1	10	0-NA
Buffamoyer, Dave	1978,79	.317	85-NA	287	84	91	13	5	12	52	32-40
Bultmann, Kurt	1996-99	.321	249-241	953	233	306	82	4	43	214	13-20
Bunnell, David	2007	.234	29-14	47	7	11	3	0	0	6	0-0
Burg, Alex	2006,07	.202	72-26	129	17	26	6	0	1	17	2-2
Burgess, J.D.	2007,08	.225	93-61	209	34	47	7	1	1	21	2-3
Burnette, Bill	1961,62	.222	13-NA	9	4	2	0	0	1	2	0-NA
Burnette, Zack	1958-60	.240	NA-80	288	42	69	7	2	2	36	4-NA
Burnham, Gary	1994-97	.340	213-213	795	215	270	77	10	29	209	10-22
Byrd, Grayson	2017-19	.287	166-154	581	94	167	24	3	26	105	10-16
Caldwell, Dave	1975-77	.298	127-122	483	103	144	30	12	18	106	10-NA
Calitri, Mike	1998-00	.291	92-45	189	45	55	14	2	8	51	1-2
Campana, Jackson	2013,16	.154	13-2	13	1	2	1	0	0	2	0-0
Cantrell, Jim	1955	.000	5-NA	5	1	0	0	0	0	0	0-NA
Carraway, Doug	1965,66	.308	8-NA	13	2	4	1	0	0	0	0-NA
Carter, Chris	1992,93	.294	44-13	51	14	15	2	0	2	8	2-2
Casanova, Adrian	2005,06	.244	135-131	373	56	91	15	2	9	61	1-2
Casey, Greg	1963,64	.194	22-NA	36	3	7	1	0	0	3	0-NA
Castelli, Bill	1979,80	.282	70-NA	163	26	46	12	3	3	34	6-6
Caughman, Kevin	2010-12	.091	16-0	11	0	1	1	0	0	1	0-0
Chalk, Brad	2005-07	.356	177-167	599	139	213	26	6	0	49	32-40
Chapman, Tommy	1963-65	.275	44-NA	91	11	25	6	1	0	7	0-NA
Charpia, Bo	1999	-----	1-0	0	0	0	0	0	0	0	0-0
Charpia, Rusty	1986,88,89	.288	172-NA	548	122	158	28	6	7	81	25-32

Player	Year(s)	Avg	G-S	AB	R	H	2B	3B	HR	RBI	SB
Chastain, Billy	1988	.171	29-NA	41	7	7	1	0	2	8	0-0
Cleveland, Andrew	2012	.000	2-0	1	0	0	0	0	0	0	0-0
Cline, Steve	1973	.222	10-NA	18	3	4	0	1	0	3	0-NA
Cline, Ty	1959,60	.335	53-45	224	60	75	12	8	1	36	22-NA
Coder, Chad	2001,02	.280	96-65	275	61	77	20	2	6	36	21-24
Cohen, Earl	1966,67	.375	15-NA	8	1	3	1	0	0	2	0-NA
Coker, Butch	1957-59	.261	NA-70	261	29	68	4	5	2	44	1-NA
Coker, Roy	1954	.314	23-23	105	17	33	5	4	0	13	1-NA
Coleman, Jim	1955	.423	11-NA	26	7	11	1	0	1	4	2-NA
Colvin, Tyler	2004-06	.315	186-165	667	136	210	54	7	20	142	39-47
Compton, George	1955,56	.179	NA-NA	28	2	5	0	0	0	0	0-NA
Cooper, Matt	2018,19	.227	16-4	22	0	5	1	0	0	3	0-1
Corbin, Ted	1992	.372	55-55	199	51	74	14	2	0	20	10-13
Cordileone, Lou	1959	.250	16-NA	48	10	12	1	0	2	10	3-NA
Cositore, Vince	1972	.000	1-NA	1	0	0	0	0	0	0	0-NA
Costigan, Joe	2011-14	.250	86-19	112	17	28	9	1	0	18	0-0
Couture, Mike	1987-90	.299	202-NA	616	159	184	36	7	32	151	85-107
Cowart, Lawton	1964-66	.287	75-NA	254	56	73	7	2	12	50	4-NA
Cox, Andrew	2014-17	.246	186-144	552	69	136	20	1	8	62	14-22
Cox, Jay	2011	.182	8-0	11	0	2	1	0	0	2	0-0
Crews, Jerry	1956	.750	NA-NA	4	0	3	0	0	0	2	0-NA
Crocker, Barry	1954	.306	24-21	98	18	30	4	2	2	16	3-NA
Cromwell, Patrick	2017,18	.219	91-74	270	42	59	6	0	9	31	2-4



GRAYSON BYRD TOTALED
26 HOMERS AND 105
RBIs FROM 2017-19.

INDIVIDUAL CAREER BAITING STATS (ACC ERA)

Player	Year(s)	Avg	G-S	AB	R	H	2B	3B	HR	RBI	SB
Crosland, Ben	1954-55	.211	11-NA	19	5	4	2	0	0	4	0-NA
Crowley, Jim	1988-91	.328	247-NA	826	199	271	57	1	43	197	23-31
Currier, Steve	1985	-----	18-NA	0	0	0	0	0	0	0	0-1
Curtis, John	1968	.258	14-NA	31	5	8	0	1	1	5	1-NA
D'Alessio, Andy	2004-07	.309	253-239	853	169	264	51	3	59	217	11-17
Daniels, Fred	1990-92	.249	93-NA	189	41	47	10	2	0	30	7-11
Dantzler, Ellis	1964-66	.341	62-NA	220	40	75	11	6	5	44	8-NA
Davidson, Logan	2017-19	.290	187-187	728	171	211	45	2	42	142	37-46
Davidson, Mark	1982	.336	59-58	223	58	75	16	2	8	50	18-18
Davis, Billy	1983	.241	33-23	83	12	20	5	1	0	11	4-7
Dawsey, Jason	1993-95	.259	143-71	139	33	36	5	1	1	14	3-3
DeBerry, Fred	1957-59	.287	NA-70	254	53	73	11	2	1	44	7-NA
DeBerry, Joe	1989-91	.336	188-170	655	152	220	35	6	35	159	15-21
DeMaino, L.J.	2002	.291	49-30	127	32	37	3	5	0	15	12-14
Demarest, Alan	1968-70	.273	38-NA	44	6	12	4	1	0	6	0-NA
Demmink, Herman	2003-06	.311	232-207	821	168	255	46	7	13	116	30-44
Demmink, Eric	1994-97	.295	185-132	550	110	162	20	1	4	82	16-21
Dempsey, Bob	1959	.261	18-NA	46	10	12	2	1	1	10	1-NA
Diehl, Keith	1986	.333	13-NA	21	3	7	1	0	0	1	0-0
Dillon, Scott	1985-86	.306	124-123	447	85	137	24	3	8	78	25-31
Dinneen, John	1966-67	.150	20-NA	20	8	3	0	1	0	1	1-NA
Dixon, Eddie	1969-70	.284	60-NA	169	32	48	9	8	2	29	2-NA
Donathan, Drew	2018	.263	11-5	19	0	5	0	0	0	2	0-0
Douglass, Jesse	1999	.000	7-0	7	0	0	0	0	0	0	0-0
Drake, Johnny	1956	.217	NA-NA	23	4	5	1	1	2	8	0-NA
DrBose, Scott	1979	.240	14-NA	25	4	6	1	0	1	4	2-2
Duffie, Will	1994-96	.283	177-131	491	92	139	28	4	10	92	3-5
Duggar, Steven	2013-15	.299	184-184	715	140	214	33	6	8	109	50-65
Dukes, Mike	1958	.000	NA-NA	1	0	0	0	0	0	0	0-NA
Dunlap, Gene	1966	.185	14-NA	27	6	5	1	0	1	8	1-NA
Dunster, Mike	2011-14	.244	73-7	86	13	21	3	1	1	11	1-1
Easterling, Jess	2003	.300	10-1	10	3	3	0	0	0	0	1-1
Eckerl, Tony	1973-75	.266	86-80	289	33	77	14	1	8	43	4-NA
Edgeworth, Teak	1958	.000	NA-NA	3	0	0	0	0	0	0	0-NA
Ellis, Brian	1997-00	.297	190-162	583	152	173	41	3	7	117	19-25
Ellisor, Dave	1961-63	.290	57-NA	221	50	64	7	5	2	28	19-NA
Embler, Jason	1994-97	.302	215-180	724	150	219	44	3	30	144	5-11
Epps, Chris	2008-11	.260	213-160	596	140	155	22	5	18	97	41-54
Eskew, Jerry	1968	.239	23-18	67	7	16	3	0	2	9	0-NA
Eubanks, Alex	2016	-----	1-1	0	0	0	0	0	0	0	0-0
Eubanks, Charlie	1959	1.000	2-NA	1	0	1	0	0	0	0	0-NA
Evans, Garrick	2002-04	.302	121-69	291	60	88	26	2	4	41	15-22
Everett, Brady	2003-04	.270	56-34	122	12	33	7	0	2	19	1-2
Eydenberg, Mike	1993-94	.291	100-77	296	45	86	25	4	2	55	5-8
Fahrney, Gary	1975-76	.273	47-NA	139	33	38	6	2	4	26	3-NA
Fairey, Burke	1985-88	.291	121-NA	244	56	71	20	5	4	38	8-13
Fairey, Chad	2019	.175	30-17	63	10	11	0	0	3	10	0-0
Faw, Brian	1989	-----	20-NA	0	0	0	0	0	0	0	0-0
Felder, Brad	2012	.263	54-45	175	32	46	8	0	7	26	11-12
Ferguson, Jesse	2005	.154	44-5	52	6	8	1	0	0	5	1-1
Fish, Barry	1963	.200	19-NA	50	9	10	1	1	0	8	1-NA
Fisher, Jeff	1985	.000	15-NA	1	0	0	0	0	0	0	0-0
Fitzsimmons, Pat	1972-75	.261	116-NA	376	48	98	10	2	1	57	10-NA
Fletcher, Jake	2011	.000	4-0	3	0	0	0	0	0	0	0-0
Foley, Bill	1975-77	.302	118-NA	444	79	134	23	3	25	103	1-NA
Foster, Chuck	1990-91	.273	70-NA	143	37	39	7	0	2	14	4-5
Frank, Kyle	1999-01-03	.297	230-206	818	152	243	48	1	14	138	13-23
Frantz, Tim	1994-95	.154	29-0	26	4	4	0	0	0	2	0-0
Freeman, Mike	2008-10	.330	189-187	766	174	253	48	6	13	120	25-35
Freeman, Todd	1978	.217	20-NA	46	10	10	3	2	1	9	0-0
Frick, Talmadge	1962	.500	7-NA	2	2	1	0	0	0	0	0-NA
Fulton, Jay	1981-84	.181	146-NA	287	62	52	8	1	9	43	25-29
Gaddis, C.J.	2004	.000	22-3	16	6	0	0	0	0	2	3-4
Gaines, Roger	1954-55	.268	39-NA	149	10	40	8	0	0	23	4-NA
Gallagher, Glenn	1980-81	.298	107-104	386	67	115	16	1	15	65	10-13
Galloway, Paul	1993-96	.301	194-152	572	120	172	45	6	16	100	17-22
Gambrell, Sam	1957	.111	NA-NA	9	2	1	0	0	0	0	0-NA
Gardner, Jack	1958	1.000	NA-NA	1	0	1	0	0	0	1	0-NA
Garrison, Dave	1956	.277	NA-19	65	13	18	0	0	2	5	1-NA
Gerhardt, Rusty	1969-72	.265	70-NA	147	14	39	4	2	3	23	2-NA
Gibson, Maleeke	2013,15,16	.207	69-29	135	28	28	3	0	0	16	9-12
Gibson, Nelson	1966-68	.318	45-NA	66	13	21	1	0	0	12	2-NA
Gilbert, Jeff	1981-83	.000	43-NA	1	0	0	0	0	0	0	0-0
Giles, Bob	1956	.429	NA-NA	7	1	3	0	0	0	0	0-NA
Graham, Lindsay	1970-73	.110	48-NA	73	6	8	1	0	0	3	0-NA
Green, Michael	2019	.307	28-27	101	26	31	8	0	3	14	4-5
Green, Steve	1985-86	.248	57-NA	153	30	38	7	0	5	17	4-6
Green, Zane	2001-04	.273	197-95	414	92	113	24	2	6	57	11-15
Greene, Jordan	2016-19	.252	190-156	564	102	142	28	0	10	70	21-26
Greene, Khalil	1999-02	.377	272-271	1069	265	403	95	7	52	276	55-67
Grove, Trent	1980	.222	16-NA	27	4	6	1	0	0	4	0-0
Guin, Greg	1979-91	.309	154-149	547	106	169	42	2	14	120	15-20
Hackenberg, Adam	2019	.143	21-9	35	6	5	2	0	3	10	0-0
Hackle, Trent	1991-93	.261	66-30	157	21	41	5	1	0	20	3-5
Hall, Ben	2005-06	.266	78-11	109	15	29	7	1	3	18	1-4
Hall, Sam	2018,19	.253	86-82	320	77	81	16	0	9	39	38-47
Hamilton, Lin	1971-74	.294	131-124	435	75	128	19	6	10	72	7-NA
Hampton, Mike	1993-94	.341	121-106	417	113	142	34	6	14	92	42-52

Player	Year(s)	Avg	G-S	AB	R	H	2B	3B	HR	RBI	SB
Harbeson, Gene	1961-63	.254	64-NA	213	35	54	9	0	9	28	4-NA
Harbin, Taylor	2005-07	.320	194-193	781	160	250	67	7	30	172	31-39
Harris, Jason	1998-99	.347	128-128	475	132	165	37	2	19	125	31-38
Harrison, Robert	1955	.381	9-NA	21	2	8	1	0	0	1	0-NA
Harvey, Kris	2003-05	.335	151-129	487	107	163	28	0	35	122	5-10
Hawkins, Bryar	2019	.287	52-46	188	31	54	8	1	7	23	2-2
Hawkins, Heyward	1962	.000	1-NA	1	0	0	0	0	0	0	0-NA
Hawkins, Justin	2018-19	.218	54-39	133	20	29	6	0	6	27	2-2
Hawkins, Ty	1987	.333	15-NA	21	2	7	2	0	0	3	0-0
Haynes, Richard	1971-74	.275	142-133	502	88	138	23	4	13	75	6-NA
Heffernan, Bert	1985-88	.337	259-253	993	285	335	63	14	27	195	54-71
Helms, Garry	1965-67	.343	41-NA	143	22	49	6	3	2	26	2-NA
Henderson, Elijah	2019	.156	19-8	32	3	5	0	0	1	5	0-1
Hendley, Bailey	1958-60	.333	NA-62	279	71	93	15	4	5	42	9-NA
Hendricks, Pete	1970-72	.248	47-NA	165	20	41	2	2	0	16	3-NA
Henrie, Matt	2001	.000	18-10	1	0	0	0	0	0	0	0-0
Hester, Ricky	1982-83	.314	95-77	303	61	95	14	8	5	49	20-25
Hinson, John	2008,10,11	.329	166-142	583	132	192	21	5	27	127	53-65
Hoffman, Doug	1957-59	.247	NA-80	279	65	69	8	8	8	47	17-NA
Hogan, Doug	2005-08	.295	168-124	509	83	150	33	6	25	104	19-32
Hogan, Patrick	2001	.000	16-1	1	0	0	0	0	0	0	0-0
Holland, Eddie	1968-70	.242	103-NA	293	51	71	12	3	6	40	3-NA
Holloway, Tito	1998	.500	8-0	4	0	2	0	0	0	0	0-0
Holstad, Brian	1997-00	.264	197-136	478	113	126	16	3	3	64	31-40
Hoover, Alan	1976-78	.256	94-NA	293	49	75	24	1	6	41	3-NA
Horne, Todd	1982	.304	16-NA	23	5	7	0	0	0	6	0-0
Hourigan, Jeff	2002,03	.270	107-79	307	36	83	14	0	8	47	1-1
Howard, Mo	1971	.000	1-NA	1	0	0	0	0	0	0	0-NA
Hub, Ryan	2000,02-04	.230	128-59	230	44	53	8	2	6	35	5-9
Hubbard, Bob	1957	.157	NA-16	51	7	8	0	0	0	2	0-NA
Hudgins, Tom	1968-70	.083	34-NA	36	3	3	0	0	0	3	0-NA
Huggins, Elmer	1960	.038	15-NA	26	1	1	0	0	0	1	0-NA
Huggins, Mark	1982,84	.163	24-NA	43	5	7	2	0	0	6	3-3
Hughes, Jerald	1972	.143	18-NA	7	4	1	1	0	0	2	1-NA
Humphrey, Andre	1994	.164	32-20	67	13	11	2	1	0	2	1-3
Humphries, Leonard	1954-56	.185	NA-NA	54	6	10	0	0	1	5	0-NA
Hyde, Justin	1998	.348	27-9	46	7	16	7	1	2	12	1-1
Ing, Charlie	1972-74	.277	85-NA	296	46	82	17	5	3	28	13-NA
Ingram, John	2004-06	.234	75-28	128	18	30	6	0	4	21	2-3
Jackson, Steven	2004	.000	22-3	1	0	0	0	0	0	0	0-0
Jackson, Tony	1963-65	.283	57-NA	145	27	41	12	3	1	13	1-NA
Jackson, Weston	2017	.248	50-32	133	26	33	4	2	8	31	2-3
James, Bill	1966-68	.189	34-NA	37	6	7	0	0	1	6	0-NA
Jasensky, Joe	1981	.156	19-NA	45	6	7	1	1	0	3	2-2
Jay, John	1984-87	.307	147-NA	345	66	106	21	0	21	77	1-5
Johnson, Addison	2007,09-11	.253	185-117	471	79	119	16	7	5	52	27-33
Johnson, Johnny	1968,70	.185	48-NA	130	19	24	5	0	4	17	2-NA
Johnson, Laval	1967-69	.157	84-NA	89	40	14	6	2	0	13	6-NA
Johnson, Michael	2000-03	.344	235-219	800	201	275	52	4	58	213	25-31
Jolly, Robert	2015-18	.257	166-100	405	66	104	21	0	2	52	6-6
Jones, Johnny	1962-63	.379	50-47	182	50	69	7	4	11	49	5-NA
Jordan, Whitey	1956	.000	NA-NA	11	2	0	0	0	0	0	0-NA
Kaltenbach, Leo	1955	.200	7-NA	15	3	3	2	1	0	3	0-NA
Kane, Jeff	1998-99	.269	28-0	26	5	7	1	0	1	4	0-0
Kelley, Steve	1971	.500	5-NA	2	3	1	0	0	1	2	0-NA
Kennedy, Shane	2013,14	.279	103-99	351	64	98	11	5	6	48	26-34
Keppen, Jeff	1994	.000	17-2	1	0	0	0	0	0	0	0-0
Key, Jimmy	1980-82	.325	153-117	465	113	151	32	2	10	86	11-16
Khoury, Pete	1976,77	.203	66-NA	212	25	43	7	1	1	22	5-NA
Kieboom, Spencer	2010-12	.265	141-120	431	57	114	22	0	4	74	0-0
Kingsmore, Doug	1954	.371	24-24	89	25	33	3	0	10	27	8-NA
Klosterman, Ryan	2001	.071	17-0	14	2	1	1	0	0	2	0-0
Kowitz, Brian	1988-90	.319	194-178	699	178	223	53	11	9	124	76-90
Kreiger, Ray	1982	.370	18-NA	27	11	10	1	1	0	5	1-1
Krieger, Tyler	2013-15	.312	180-180	673	122	210	42	2	3	100	42-57
Kuester, Steve	1968-70	.213	83-NA	235	33	50	7	2	7	32	2
LaBella, Barney	1973-75	.200	24-NA	40	3	8	2	1	0	5	0-NA
Lakey, Ed	1958	.154	NA-NA	26	6	4	1	0	1	3	0-NA
Lam, Elmo	1961-63	.296	74-72	301	73	89	17	3	8	52	11-NA
Lamb, Will	2009-11	.316	138-112	456	96	144	20	6	7	81	31-36
Landers, Bill	1955	.190	9-NA	21	6	4	0	0	1	2	0-NA
Lamirone, Wayne	1973	.000	4-NA	2	0	0	0	0	0	0	0-NA
LeCroy, Bradley	1997-00	.266	173-97	395	83	105	23	1	4	67	16-21
LeCroy, Matthew	1995-97	.336	199-199	736	178	247	48	1	53	208	8-15
Ledford, Randy	1972	.125	4-NA	8	0	1	0	0	0	0	0-NA
Lee, Alex	2007,08	.265	85-32	132	22	35	4	2	0	14	3-6
Lee, Larry	1973	.000	8-NA	11	0	0	0	0	0	1	0-NA
Leggett, Tanner	2005,06	.231	30-1	26	4	6	0	0	1	3	0-0
Lemaster, Dave	1980-83	.261	181-NA	560	91	146	26	8	16	75	33-36
Livingston, Doug	1995,96	.298	126-124	483	129	144	30	2	12	77	36-41
Lockhart, Mike	1989,91,92	.296	144-NA	406	80	120	27	4	6	93	11-12
Lodgek, Ed	1966,67	.100	11-NA	10	1	1	0	0	0	0	0-NA
Lomax, Nicky	1961-63	.287	70-60	230	58	66	7	2	12	47	1-NA
Lowder, Clayton	1958-60	.212	NA-NA	52	7	11	2	0	0	6	0-NA
Lowell, Bob	1964,65,67	.214	19-NA	14	0	3	0	0	0	1	0-NA
Lowery, Phillip	1986	.000	21-NA	0	0	0	0	0	0	0	0-0
Lynn, Dave	1958,60,61	.350	NA-NA	163	42	57	7	2	15	54	2-NA
Lyon, Tommy	1962,63	.364	28-NA	55	4	20	1	1	0	4	0-NA

INDIVIDUAL CAREER BAITING STATS (ACC ERA)

Player	Year(s)	Avg	G-S	AB	R	H	2B	3B	HR	RBI	SB
Macrina, Eric	1988-91	.308	201-NA	647	148	199	40	6	51	192	8-12
Mahoney, Collin	2002-04	.238	97-47	185	31	44	12	0	6	34	0-1
Mahoney, Mike	1973-75	.296	109-NA	365	79	108	24	5	4	48	18-NA
Majkowski, Bo	2018, 19	.245	52-28	110	17	27	8	1	0	14	8-9
Mallon, Tom	1984	-----	16-NA	0	1	0	0	0	0	0	0-0
Marisca, Charlie	1969	.100	4-NA	10	2	1	1	0	0	2	1-NA
Markley, Jim	1960	.000	1-NA	1	0	0	0	0	0	0	0-NA
Marsella, Ben	1963,64	.264	45-NA	140	30	37	5	3	6	32	4-NA
Marsh, Bill	1957	.111	NA-NA	18	3	2	0	0	0	1	0-NA
Martin, Lynn	1983	-----	24-NA	0	0	0	0	0	0	0	0-0
Masone, Tony	1977-79	.330	112-NA	415	83	137	29	7	22	114	19-NA
Mazey, Randy	1985-88	.331	216-NA	650	170	215	40	6	20	121	65-76
McCall, Jack	1964-66	.317	84-84	322	83	102	20	3	17	70	14-NA
McCall, Mike	1967	.237	36-36	139	28	33	8	1	1	11	5-NA
McCann, Brad	2003,04	.363	123-123	504	108	183	41	1	25	132	8-14
McClellan, Dexter	1993,94	.259	98-80	282	54	73	7	5	0	38	16-22
McCormick, Jim	1982-85	.343	226-221	830	203	285	56	12	52	218	20-26
McCray, Ontrell	1996,97	.227	90-50	181	34	41	7	0	2	21	10-11
McDaniel, Mark	1975,76	.208	44-NA	72	17	15	1	1	0	5	7-NA
McDaniel, Tommy	1969	.375	11-NA	16	4	6	1	0	1	2	0-NA
McDonald, Leon	1957,58	.300	NA-NA	20	2	6	3	0	0	3	0-NA
McGibbon, Jon	2011-14	.261	209-148	570	83	149	22	1	9	102	8-10
McMillon, Billy	1991-93	.381	154-143	527	173	201	55	8	19	105	29-45
Meekins, Larry	1975	.000	14-NA	1	0	0	0	0	0	0	0-NA
Melzer, Scott	1991-93	.246	46-2	65	17	16	1	1	0	9	3-3
Meredith, Doc	1975	.258	14-NA	31	4	8	3	0	0	5	0-NA
Meredith, Kier	2018, 19	.238	22-20	63	11	15	3	1	1	6	6-8
Michlin, Mike	1987-89	.319	187-181	680	149	217	51	7	25	169	8-13
Miller, Brad	2009-11	.339	191-189	685	173	232	36	8	16	135	46-58
Miller, David	1993-95	.335	183-157	644	143	216	30	15	10	149	51-64
Miller, Jeff	1990-93	.275	218-NA	738	149	203	49	15	19	139	16-27
Miller, Seth	2001,02	.317	62-30	120	23	38	6	0	0	9	3-4
Mitchell, D.J.	2006-08	.241	100-52	220	40	53	8	0	2	24	17-23
Monahan, Shane	1993-95	.394	207-207	856	235	337	60	21	32	169	61-80
Monin, Andy	1991-94	.299	170-111	445	74	133	26	2	8	92	3-6
Montjot, Dave	1969	.500	3-NA	2	0	1	0	0	0	0	0-NA
Moore, Ronnie	1964,65	.212	42-36	132	31	28	3	0	5	21	0-NA
Mork, Hoby	1993,94	.226	59-43	133	28	30	6	0	1	14	0-3
Morris, Bobby	1954	.238	22-21	80	17	19	2	2	3	8	1-NA
Morris, Jeff	1990-93	.313	196-NA	524	120	164	19	7	2	72	15-24
Morris, Tim	2007	.059	13-2	17	2	1	0	0	0	0	0-0
Morris, Wyman	1954	.205	24-24	88	17	18	2	1	7	20	10-NA
Mounce, Richard	2009	.238	26-7	42	1	10	4	0	1	8	0-0
Munroe, Buddy	2007	.167	5-1	6	0	1	0	0	0	0	0-0
Murray, Ken	1971	1.000	2-NA	1	0	1	0	0	0	0	0-NA
Myers, Doby	1956	.277	NA-17	47	8	13	1	0	0	2	0-NA
Myers, Pete	1965-67	.240	54-NA	100	9	24	3	0	1	28	0-NA
Nester, John	2008-10	.274	139-94	350	51	96	20	0	10	62	4-6
Nilsson, Steve	1976-78	.270	142-137	507	131	137	17	7	6	63	46-NA
Nixon, Buddy	1962,64	.315	51-51	184	43	58	12	6	9	50	0-NA
Norris, Bobby	1958,59	.135	NA-NA	37	8	5	0	0	0	4	0-NA
Northrup, Kevin	1989-92	.338	219-NA	742	186	251	55	11	22	150	83-94
Nystrom, Peter	1998	.309	48-45	152	47	47	11	2	6	42	2-2
Oakley, Frank	1962,63	.150	15-NA	20	5	3	1	0	0	8	0-NA
O'Dell, Billy	1954	.214	14-NA	28	3	6	2	1	0	3	1-NA
Odle, Dennis	1971	.000	5-NA	3	0	0	0	0	0	0	0-NA
Ogburn, Mac	1962	.105	10-NA	19	1	2	1	0	0	1	0-NA
Okey, Chris	2014-16	.301	186-186	700	138	211	41	4	31	172	10-15
Olson, Dave	1961,62	.222	21-NA	27	3	6	0	0	0	2	0-NA
O'Quinn, Jim	1955,56	.289	NA-34	114	15	33	5	1	5	25	0-NA
Owens, Jimmy	1964	.333	8-NA	6	2	2	0	0	0	1	2-NA
Owens, Randy	1973	.000	11-NA	10	0	0	0	0	0	0	0-NA
Pack, Tommy	1964,66	.318	55-48	195	35	62	11	2	5	41	6-NA
Padgett, Matt	1996-98	.318	167-142	569	123	181	30	3	28	137	7-13
Parker, James	2019	.232	27-15	56	6	13	3	0	1	8	1-4
Parker, Kyle	2008-10	.302	187-182	689	177	208	34	1	46	166	12-15
Parker, Tim	1988	-----	15-NA	0	1	0	0	0	0	0	0-0
Parmer, Bill	1965-67	.286	45-NA	91	16	26	7	1	1	14	0-NA
Parsons, Jeff	1997	-----	22-4	0	0	0	0	0	0	0	0-0
Pasqualini, Charlie	1959-61	.273	21-NA	11	3	3	0	0	1	3	0-NA
Patrick, Mike	1978	.250	13-NA	8	1	2	0	0	0	1	0-0
Patterson, Choppy	1960	.255	14-13	47	2	12	2	1	0	0	1-NA
Patterson, Gary	1960	.250	1-NA	4	1	1	0	0	0	0	0-NA
Pauling, Bob	1981,83,84	.339	147-137	561	94	190	27	3	18	139	4-6
Paulsen, Ben	2007-09	.318	182-170	663	129	211	45	5	31	130	4-5
Pavilack, Harry	1960,61	.270	27-NA	89	26	24	3	2	1	15	4-NA
Pawlowski, John	1983	-----	16-NA	0	0	0	0	0	0	0	0-0
Peltz, Pete	1977,78	.333	103-100	339	82	113	24	5	11	78	32-NA
Penale, Joe	1970	-----	1-NA	0	0	0	0	0	0	0	0-NA
Phillips, Chad	1990-93	.311	168-82	302	51	94	19	3	4	48	10-12
Pierce, Gene	2001,03,05	.333	59-1	24	5	8	1	0	2	5	0-0
Pinder, Chase	2015-17	.289	171-170	648	144	187	32	3	21	104	22-30
Poe, Sam	1959,60	.346	32-NA	52	6	18	3	0	2	11	0-NA
Pohl, Phil	2009-12	.286	198-157	616	94	176	44	1	15	113	7-13
Polk, Riley	1983,84	.275	29-NA	40	7	11	1	0	0	7	1-2
Powers, Scott	1981,83,84	.269	153-145	528	105	142	16	9	17	80	13-19
Pritchard, Daniel	2003-05	.138	53-0	29	9	4	0	0	0	3	1-2
Prophet, Bill	1970-73	.253	114-NA	376	55	95	11	7	3	39	6-NA

Player	Year(s)	Avg	G-S	AB	R	H	2B	3B	HR	RBI	SB
Proto, Mike	2001	-----	4-0	0	0	0	0	0	0	0	0-0
Pulaski, Mike	1973,74	.279	76-71	287	45	80	16	4	2	34	3-NA
Pumphrey, Ed	1963,64	.200	11-NA	15	2	3	0	0	0	2	0-NA
Pyzik, Steve	2000-03	.249	168-112	389	60	97	20	1	1	57	3-6
Quintrell, Randy	1977	.000	13-NA	1	0	0	0	0	0	0	0-NA
Reader, D.J.	2013	.000	7-0	3	1	0	0	0	0	0	0-0
Reames, Joe Don	1999	.200	17-3	15	2	3	0	0	0	0	0-1
Redding, Grant	2000	.200	15-0	5	1	1	1	0	0	0	0-0
Reed, Matt	2013	.500	6-2	4	0	2	1	0	0	2	0-0
Reese, Gerald	1960	.273	20-NA	44	11	12	2	1	2	7	1-NA
Renwick, Adam	2015-18	.139	76-27	101	21	14	2	0	0	8	2-4
Rescorla, Skip	1968	.286	6-NA	14	2	4	0	0	0	2	0-NA
Rhodes, Rusty	1995,96	.310	77-39	155	28	48	4	1	0	25	5-6
Ricketts, Art	1961	.246	22-14	65	20	16	1	0	0	6	2-NA
Riddell, Jimmy	1971	.000	1-NA	1	0	0	0	0	0	0	0-NA
Rigsby, Tim	1988-90	.301	125-NA	405	87	122	22	10	12	90	32-40
Riley, Ryan	2000,01	.294	117-110	408	95	120	17	9	7	68	22-31
Roach, Doug	1971	.214	5-NA	14	0	3	2	0	0	1	0-NA
Roberson, Craig	1980-83	.305	193-NA	637	122	194	43	0	24	142	16-23
Robinson, Jerome	1995,96	.288	124-116	420	68	121	17	6	8	70	4-13
Rohlfman, Reed	2015-17	.329	187-179	711	127	234	59	1	11	135	5-13
Roller, Jimmy	1959-61	.322	39-NA	59	10	19	0	1	1	10	0-NA
Roper, Doug	1996-99	.246	124-84	280	60	69	7	3	2	44	21-25
Rowland, Joey	1986,87	.259	31-NA	27	5	7	2	0	1	5	0-0
Russ, Frank	1979-83	.293	205-NA	757	163	222	51	2	14	123	59-74
Russell, Don	1968-70	.270	133-125	415	102	112	13	18	14	75	19-NA
Ryan, Lanny	1960,62	.325	33-NA	83	16	27	5	1	5	15	1-NA
Sampson, Pete	1974	-----	1-NA	0	0	0	0	0	0	0	0-NA
Sanders, Matt	2008,09	.296	95-64	250	34	74	14	0	5	38	2-2
Sanders, Smiley	1971-74	.262	114-NA	416	88	109	20	2	21	80	3-NA
Santangelo, Lou	2004	.300	64-64	253	50	76	15	2	18	62	7-8
Santivassi, Jerome	1988	.000	23-NA	2	0	0	0	0	0	0	0-0
Sargent, Dick	1963,64	.367	22-NA	30	12	11	2	1	0	5	0-NA
Sasser, David	1974	.200	3-NA	5	0	1	0	0	0	1	1-NA
Satterfield, Shawn	1992,93	.289	105-79	308	57	89	17	9	5	57	15-20
Savas, Paul	1982,83	.108	23-NA	37	0	4	3	0	0	6	0-0
Schaus, Jeff	2008-11	.320	258-256	973	213	311	61	6	31	211	32-49
Schmidt, Jarrod	2000-02	.284	181-159	617	109	175	32	3	32	131	12-13
Schroeder, Bill	1977-79	.300	131-121	454	98	136	23	3	22	93	29-NA
Schroeder, Bryan	1994-97	.241	96-12	83	24	20	2	3	2	8	1-5
Seel, George	1956	.269	NA-NA	26	5	7	0	0	1	4	0-NA
Seibert, Kurt	1974-76	.328	115-114	408	113	134	16	6	2	39	38-NA
Severs, Johnny	1969-71	.276	129-101	373	93	103	10	14	2	44	36-NA
Sexton, Jay	1980,81	.252	68-NA	107	27	27	6	1	0	8	19-21
Shaffer, Richie	2010-12	.325	174-170	612	156	199	47	4	30	137	18-21
Sharman, Howard	1964,67	.191	43-NA	89	15	17	4	1	3	17	0-NA
Sharpe, Davis	2019	.264	38-34	129	22	34	4	0	3	18	3-3
Shaver, Tommy	1963	.294	21-NA	34	8	10	0	1	0	1	2-NA
Sheaffer, Danny	1980	.213	31-NA	80	9	17	2	2	0	4	2-3
Shealy, Don	1955-57	.292	NA-NA	154	29	45	8	2	3	30	3-NA
Shealy, Lonnie	1954,55	.358	27-NA	81	16	29	4	0	2	10	1-NA
Sheriff, Glenn	1956	.333	NA-NA	42	4	14	0	0	2	6	0-NA
Shumake, Brooks	1982-84	.284	155-140	585	154	166	29	4	22	88	71-84
Siepe, Jeff	1970,71	.200	33-NA	50	5	10	0	1	0	5	4-NA
Simons, Neil	1977-80	.335	215-213	805	195	270	41	14	23	164	44-NA
Singleton, Justin	1998-00	.292	152-98	383	85	112	22	4	6	82	20-26
Sipp, Tony	2004	.280	62-51	211	48	59	13	4	1	23	20-24
Slaton, Tyler	2012-15	.252	228-183	679	129	171	25	9	4	68	32-41
Slevin, David	2002,03	.306	115-104	395	74	121	18	2	5	52	7-14
Smith, Brodie	1994	.216	22-7	37	3	8	2	0	0	3	0-1
Smith, Bryan	1981,82	.259	81-NA	255	56	66	14	3	4	48	3-4
Smith, Buster	1967-69	.244	82-NA	287	36	70	9	0	6	44	4-NA
Smith, Dale	1963-65	.225	30-NA	40	5	9	0	0	0	5	0-NA
Smith, Jameson	2006	.125	15-2	16	0	2	0	0	0	0	0-0
Smith, Joe	1955	.308	14-13	52	8	16	2	0	1	6	0-NA
Smith, Jon	2000-02	.267	31-2	30	7	8	3	0	1	6	0-0
Smith, Marquez	2006,07	.315	130-127	473	107	149	33	3	23	104	11-15
Smith, Tad	1990,91	.250	37-NA	60	12	15	1	1	1	6	0-0
Smith, Tommy	1985	.253	31-NA	87	12	22	5	1	2	12	1-1
Sokohl, Jack	1969	.000	3-NA	2	0	0	0	0	0	0	0-NA
Spears, Derek	1982,84,85	.279	100-NA	165	48	46	4	0	0	11	30-36
Spiers, Bill	1985-87	.325	173-167	681	169	221	34	17	17	119	60-68
Spiers, Bud	1956-58	.254	NA-67	256	44	65	7	3	7	44	4-NA
Spiers, Carson	2017	-----	1-0	0	0	0	0	0	0	0	0-0
Spiers, Michael	1988-91	.301	184-NA	522	128	157	31	1	16	110	32-38
Springs, Ashley	1996	.200	8-0	5	0	1	0	0	0	1	0-0
Sprouse, Dave	1959-61	.238	26-NA	21	3	5	1	0	0	2	0-NA
Squires, Bob	1984	.145	24-NA	62	7	9	1	0	1	12	0-0
Stanley, Henr	1997-00	.293	231-170	666	191	195	39	8	17	122	57-64
Stanley, John	1969	.214	8-NA	14	4	3	0	1	0	4	0-NA
Steele, Bill	1987	.346	53-NA	104	22	36	8	0	4	30	4-5
Stefan, Todd	1988-91	.288	211-NA	624	140	180	33	9	5	95	45-54
Stidham, Ryan	1991	.222	13-1	18	7	4	0	0	1	1	0-0
Stolz, Jason	2009-12	.278	218-190	654	105	182	31	0	10	88	24-34
Stombaugh, Skip	1971,73	.000	7-NA	8	2	0	0	0	0	1	0-NA
Stone, Casey	1998-01	.337	225-170	736	168	248	35	6	3	131	59-71
Storror, Travis	2004-06	.329	171-170	624	124	205	38	5	22	121	7-10
Stowe, Harold	1957-59	.212	NA-NA	99	8	21	4	1	0	4	0-NA

INDIVIDUAL CAREER BATTING STATS (ACC ERA)



CHRIS WILLIAMS
HIT 40 HOMERS
IN THREE YEARS
(2016-18).

Player	Year(s)	Avg	G-S	AB	R	H	2B	3B	HR	RBI	SB
Strickland, David	1981	.219	11-NA	32	5	7	0	1	0	3	1-1
Stryhas, Paul	1998	.355	22-7	31	6	11	5	0	0	11	0-0
Suggs, Dick	1959	.205	29-23	78	17	16	3	2	1	7	5-NA
Surber, Jon	2011	.250	4-0	4	1	1	0	0	0	0	0-0
Sutton, George	1964-66	.279	84-81	305	64	85	8	5	20	73	1-NA
Swanner, Jamie	1983	.289	45-38	135	15	39	6	0	0	21	0-3
Swetenburg, Dick	1954-56	.222	NA-56	167	39	37	3	3	4	22	5-NA
Taulbee, Andy	1993	.000	31-9	3	0	0	0	0	0	0	0-0
Taylor, Joe	1992,93	.294	117-112	394	79	116	16	4	2	55	22-26
Taylor, Joey	1961,62	.359	38-33	117	35	42	10	2	5	28	1-NA
Templeton, Jim	1955	.000	4-NA	3	0	0	0	0	0	0	0-NA
Teodosio, Bryce	2018,19	.200	92-78	265	44	53	12	0	13	42	9-15
Terrill, Brett	1974,75	.239	59-NA	201	45	48	12	1	4	39	8-NA
Teufel, Tim	1979,80	.367	101-98	365	102	134	30	4	24	116	26-29
Theiling, Ron	1976	.000	8-NA	13	0	0	0	0	0	0	0-NA
Thompson, Tommy	1985,86	.296	107-95	389	59	115	22	5	5	78	8-16
Threadgill, Henry	1986-89	.314	217-NA	722	153	227	38	12	8	136	85-102
Toth, Bill	1955,56	.167	NA-NA	12	0	2	0	0	0	0	0-NA
Trado, Bill	1956	.111	NA-NA	9	1	1	0	0	0	0	0-NA
Triller, Mike	2013-16	.258	87-20	124	21	32	8	0	5	22	4-5
Tripp, David	1988,89	.217	60-NA	46	9	10	2	1	0	4	4-5
Triplett, Russell	2001-04	.312	222-178	698	132	218	43	1	11	98	17-29
Tucker, Steve	1973-76	.317	131-NA	502	102	159	38	9	12	102	19-NA
Urrico, Anthony	2001	-----	9-0	0	0	0	0	0	0	0	0-0
Valiente, Roberto	2002,03	.271	82-50	221	35	60	11	2	1	28	2-5
Van Dyke, Steve	1980-83	.213	135-NA	263	40	56	9	0	1	30	5-6
Van Volkenburg, Dave	1969-72	.224	101-NA	259	39	58	4	10	6	48	8-NA
Veronee, Jack	1961	.345	18-13	58	9	20	3	0	1	19	0-NA
Vessell, Jeff	1997-99	.150	31-0	20	2	3	1	0	0	2	0-0
Vincent, Damon	1961-63	.258	45-NA	93	16	24	3	1	6	17	1-NA
Waldrop, Kenny	1966	.250	7-NA	4	3	1	0	0	0	0	1-NA
Walling, Denny	1975	.421	38-38	140	46	59	9	3	13	60	11-NA
Ward, Adam	2007-09	.286	23-1	14	2	4	0	0	0	1	0-0
Ward, Mike	1969,70	.248	54-NA	133	26	33	4	0	2	21	5-NA
Ward, Ryan	1995,96	.000	29-0	15	2	0	0	0	0	2	0-0
Waters, Keith	1966-68	.270	101-97	382	67	103	8	6	4	49	21-NA

Player	Year(s)	Avg	G-S	AB	R	H	2B	3B	HR	RBI	SB
Watson, Charlie	1965-67	.293	56-NA	99	15	29	5	4	0	21	0-NA
Watson, Reed	1966,68	.125	18-NA	40	8	5	1	0	0	4	0-NA
Weatherly, Sam	2018	.100	7-2	10	1	1	0	0	0	1	1-1
Weeks, Calvin	1969-72	.277	158-NA	571	88	158	25	7	11	84	8-NA
Weems, Billy	1977-80	.315	194-179	674	157	212	31	13	13	110	68-NA
Weisman, John	1968	.000	2-NA	2	1	0	0	0	0	1	0-NA
West, Mike	1972	.273	7-NA	11	3	3	1	0	0	0	0-NA
Wharton, Drew	2015-18	.245	137-84	331	38	81	15	1	7	61	9-12
Whitaker, Oliver	1987	.000	21-NA	1	0	0	0	0	0	0	0-0
White, Craig	1969-71,73	.329	156-143	559	109	184	36	12	27	127	8-NA
White, Eli	2014-16	.275	153-133	517	104	142	22	4	8	61	36-48
Whitfield, Larry	1967	.250	6-NA	4	0	1	0	0	0	0	0-NA
Whitfield, Mike	1968,69	.000	16-NA	10	1	0	0	0	0	0	0-NA
Widmann, Stan	2005-09	.284	194-191	701	110	199	30	5	8	90	39-42
Wilkerson, Steve	2011-14	.291	216-185	742	131	216	47	6	11	115	29-38
Wilkie, Kyle	2017-19	.307	144-134	485	81	149	25	1	11	86	7-10
Williams, Chris	2016-18	.264	169-157	599	117	158	31	1	40	161	7-8
Williams, David	2005	.184	33-9	49	8	9	4	0	0	2	2-2
Williams, Keith	1991-93	.332	160-131	557	113	185	40	5	35	166	12-22
Williams, Ray	1984-87	.286	200-178	590	141	169	28	13	34	133	70-78
Williams, Russ	1969	.400	15-NA	15	4	6	1	0	0	5	1-NA
Williams, Steve	1984-87	.309	177-NA	482	107	149	22	9	11	94	28-39
Wilson, Larry	1956-58	.226	NA-52	195	18	44	7	2	1	28	0-NA
Wilson, Mitch	1981-84	.254	115-NA	224	45	57	8	1	4	37	7-10
Wilson, Rick	1971,72	.154	18-NA	39	3	6	3	0	0	2	0-NA
Wilson, Weston	2014-16	.260	175-164	700	95	156	26	4	14	94	18-28
Wingo, Billy	1974-77	.296	152-NA	510	114	151	18	7	5	90	41-NA
Wisniewski, Gene	1977,78	.272	53-NA	125	18	34	3	0	0	22	4-NA
Wood, Matt	1997	.000	1-0	1	0	0	0	0	0	0	0-0
Wrenn, David	1963,65	.308	17-NA	13	2	4	0	0	0	3	0-NA
Yeagin, Ray	1956	.000	NA-NA	1	4	0	0	0	0	0	0-NA
Young, Rick	1969,70	.280	56-NA	168	32	47	10	1	5	28	2-NA
Youngman, Steve	1978,79	.225	62-NA	169	31	38	6	1	4	17	6-8
Zupa, Ron	1966-68	.242	96-NA	306	43	74	17	4	5	40	3-NA

NA - not available; Note: Stats from 1954-19; year(s) denote(s) season(s) player played at a position, not necessarily every season he played in a game at Clemson; returning players in **bold**.

INDIVIDUAL CAREER PITCHING STATS (ACC ERA)

Player	Year(s)	ERA	W-L	G-S	SV	IP	H	R	ER	BB	SO
Abbott, Gus	1958	9.00	0-0	1-0	NA	1.0	2	2	1	2	0
Adams, Brian	1997-99	5.57	11-9	57-20	1	176.0	201	126	109	84	128
Adams, Darren	1998	3.52	0-0	7-0	0	7.2	7	3	3	1	9
Adams, Mark	1971-73	5.16	3-5	19-11	NA	66.1	60	50	38	57	55
Additon, Matt	1997-00	5.16	19-8	98-5	8	198.2	215	138	114	95	186
Allen, Chris	2006	0.00	0-0	1-0	0	1.0	0	0	0	0	0
Anderson, Alan	1969	6.00	1-0	3-1	NA	6.0	5	4	4	6	2
Anderson, Chris	1981	9.64	0-1	4-1	0	4.2	8	7	5	5	0
Andrews, Patrick	2012-14,16,17	3.86	4-4	89-1	3	116.2	115	61	50	39	99
Angel, Jason	1990-92	3.00	25-6	48-34	0	228.0	195	97	76	90	156
Armour, Alan	1979,81	4.05	3-4	15-0	0	26.2	28	15	12	16	12
Askew, Keyshawn	2019	4.40	2-1	16-9	0	45.0	46	28	22	15	36
Bailey, Kyle	2012	0.00	0-0	2-0	0	1.0	2	0	0	1	1
Baker, Jimmy	1970,72-74	5.07	2-5	29-2	NA	60.1	63	49	34	39	36
Baldwin, Chuck	1986,87	2.61	4-3	22-0	6	38.0	34	14	11	11	26
Barnes, Brian	1986-89	2.97	44-10	78-65	3	475.1	379	220	157	250	513
Barnes, Charlie	2015-17	3.85	12-11	44-34	0	220.0	221	121	94	54	220
Bates, Clay	2012-15	5.43	1-1	52-0	1	53.0	60	37	32	29	35
Beasley, Jeremy	2017	5.79	1-2	23-0	1	23.1	18	16	15	13	26
Bendinelli, Chad	2000,02	6.75	0-0	13-0	0	13.1	13	10	10	9	4
Bennett, James	1996	9.00	0-0	1-0	0	1.0	0	1	1	1	0
Benson, Kris	1994-96	2.90	29-8	50-47	1	319.2	268	139	103	79	356
Berken, Jason	2003,04,06	3.04	18-6	47-36	0	186.2	171	88	63	77	156
Berney, Scott	2000	3.39	9-4	17-17	0	106.1	96	42	40	25	59
Bevis, Jay	1969-72	2.13	13-9	69-20	20	147.2	102	44	35	57	98
Biegert, Mark	1986	9.00	0-0	3-0	0	2.0	1	2	2	2	0
Bigwood, Dave	1973	3.77	2-2	14-1	0	28.2	29	16	12	11	17
Boettcher, Donny	1970	1.40	1-1	6-3	NA	19.1	15	4	3	14	5
Bond, William	2007,08	4.50	0-0	7-0	0	6.0	10	5	3	2	7
Bonekat, Bill	1967-69	3.20	5-3	20-5	NA	59.0	59	32	21	30	46
Boozier, Thomas	1999-02	5.50	10-4	88-9	4	145.2	180	101	89	59	98
Bostic, Alex	2014-16	7.07	4-5	49-2	2	49.2	49	46	39	45	58
Botkin, Alan	1986-89	4.33	23-11	57-43	0	257.2	258	161	124	162	197
Bowen, Bryce	2018	0.00	0-0	1-0	0	0.1	0	1	0	1	0
Boyer, John	1989	2.45	0-0	7-0	0	7.1	10	4	2	4	4
Bradford, Eric	1990-92	3.15	10-4	65-0	4	97.0	88	36	34	31	86
Bradford, Jeff	1971-74	3.25	6-5	30-15	NA	110.2	92	61	40	58	82
Bradley, Len	1979,80	3.34	12-3	43-14	12	164.1	133	78	61	81	146
Brady, Kevin	2009-12	3.27	4-3	50-19	1	135.0	129	57	49	38	148
Briley, Paxton	1990-92	3.24	15-4	44-20	1	180.1	168	76	65	58	135
Brizek, Seth	1993,95	10.13	0-0	6-0	0	8.0	13	9	9	5	8
Brown, Mike	1978-80	3.25	23-9	48-40	1	257.1	221	124	93	96	178
Browning, Skip	1997-99	5.18	11-8	43-25	0	147.2	165	112	85	72	118
Bryant, Russell	1970,71	5.61	1-0	15-4	NA	43.1	57	37	27	22	22
Burnett, John	1985,86	5.44	2-2	38-0	5	51.1	50	33	31	44	33
Burnette, Bill	1961,62	3.18	3-0	12-2	NA	22.2	20	16	8	12	7
Burttam, Jody	1979,81	16.20	0-0	3-0	0	3.1	9	9	6	3	3
Callahan, Sonny	1973	9.00	0-0	3-0	0	4.0	5	4	4	3	2
Campana, Jackson	2013,14,16	3.86	0-0	12-0	0	14.0	13	7	6	10	11
Campbell, Matt	2011-14	2.73	7-3	78-0	19	108.2	66	37	33	54	134
Campbell, Paul	2015-17	7.85	0-2	30-3	1	39.0	53	37	34	20	46
Carter, Chris	1992,93	5.06	0-0	6-0	0	5.1	4	3	3	5	4
Casey, Greg	1963,64	4.15	9-4	22-10	NA	97.2	101	63	45	26	52
Chapman, Tommy	1963-65	3.12	12-7	38-26	NA	213.1	179	107	74	114	210
Charpia, Rusty	1986	9.00	0-0	1-0	0	1.0	2	2	1	0	1
Childs, Ryan	2000-02	5.42	7-4	41-16	1	103.0	115	79	62	41	63
Clackum, Scott	1997,98	1.50	10-5	47-0	13	78.0	55	18	13	25	75
Clark, Mat	2018,19	2.86	13-3	33-12	0	94.1	71	37	30	27	83
Clark, Sean	2006	2.50	2-0	11-2	0	36.0	28	12	10	10	30
Clayton, Pat	2003	3.21	1-0	10-0	0	14.0	9	8	5	7	17
Cline, Steve	1973,74	1.94	16-5	24-22	0	162.0	114	52	35	81	137
Cline, Ty	1959,60	2.78	5-1	13-10	NA	64.2	49	27	20	23	66
Clyne, Stephen	2005-07	2.84	8-3	66-0	5	98.1	90	38	31	34	104
Cohen, Earl	1966,67	2.49	2-1	13-1	NA	25.1	13	13	7	13	13
Coker, Andrew	2019	3.00	0-0	3-0	0	3.0	4	1	1	1	0
Collins, Pat	1997	6.89	4-1	12-11	0	49.2	66	45	38	36	49
Compton, George	1954-56	NA	NA-NA	12-NA	NA	NA	NA	NA	NA	NA	NA
Cone, Mickey	1954	NA	NA-NA	3-0	NA	NA	NA	NA	NA	NA	NA
Cook, Brandt	1999,00	8.50	1-1	9-0	0	18.0	23	21	17	15	10
Cositore, Vince	1972	6.75	0-0	1-0	NA	4.0	7	4	3	0	1
Cram, Josh	2001	4.20	4-2	28-0	6	40.2	48	25	19	11	38
Crawford, Brooks	2016-19	3.94	16-7	73-28	2	192.0	194	101	84	58	137
Cribb, Josh	2003-06	3.47	22-7	68-32	2	282.1	274	128	109	71	257
Crosland, Ben	1954,55	NA	3-5	11-8	NA	61.2	NA	NA	NA	NA	36
Crownover, Matthew	2013-15	2.30	25-12	48-46	0	278.1	230	92	71	74	243
Cruz, Tomas	2009,10	4.27	5-6	48-0	7	86.1	80	43	41	34	66
Currier, Steve	1985	7.11	2-3	18-0	1	25.1	29	22	20	11	17
Curtis, John	1968	1.80	4-3	7-5	NA	40.0	22	13	8	19	42
Dawsey, Jason	1993-95	3.55	22-8	62-42	1	304.1	294	146	120	87	276
Deese, Kyle	2009	2.70	0-0	7-0	0	6.2	3	3	2	9	7
Delk, Trey	2008,09	3.70	6-2	25-16	0	92.1	99	44	38	37	75
Demarest, Alan	1968-70	4.07	7-4	36-10	NA	117.1	107	71	53	58	72
Drake, Johnny	1956	2.56	4-2	9-6	NA	45.2	29	13	13	34	49
Duke, Bill	1980-82	3.99	12-6	39-27	1	173.2	194	110	77	74	76
Dwyer, Chris	2009	4.92	5-6	17-1	0	86.0	76	52	47	33	95
Edgeworth, Teak	1958	12.41	0-1	5-1	NA	12.1	20	19	17	11	6
Edwards, Dick	1964	-----	0-1	1-1	NA	0.0	3	5	5	3	0
Eggleston, Jamie	1992-95	3.13	6-2	58-0	2	95.0	103	54	33	35	56

Player	Year(s)	ERA	W-L	G-S	SV	IP	H	R	ER	BB	SO
Ellis, Rob	2001	4.50	0-0	3-0	0	2.0	3	2	1	2	2
Elrod, Frank	1957	0.00	0-0	4-0	NA	4.0	5	1	0	0	3
Erwin, Zack	2013-15	3.50	16-9	65-29	4	239.1	220	117	93	64	186
Eubanks, Alex	2016,17	4.09	13-11	41-27	3	187.0	197	100	85	36	174
Eubanks, Charlie	1959	6.00	0-0	2-0	NA	3.0	1	2	2	5	2
Farina, Alan	2007	3.77	6-3	25-2	1	57.1	41	26	24	27	72
Faris, Stephen	2004-06	3.24	16-10	55-33	1	242.0	223	107	87	56	189
Faw, Brian	1989,90	3.92	7-5	39-16	5	131.0	141	76	57	45	103
Fidrych, Chris	2005,07	4.19	0-0	20-0	0	19.1	16	9	9	8	16
Fiorenza, Drew	2005,06	5.65	2-1	30-1	2	36.2	44	24	23	20	38
Firth, Scott	2010-13	2.94	17-7	75-17	7	195.2	192	90	64	90	148
Fisher, Jeff	1982,84,85	5.35	1-6	22-2	2	35.1	54	24	21	30	16
Frank, Kyle	1999	20.25	0-0	1-0	0	1.1	4	3	3	0	1
Frazier, Jeff	1986	9.00	0-0	1-0	0	1.0	2	1	1	1	1
Frazier, Ron	1988-90	4.01	16-7	63-30	6	215.2	205	126	96	99	177
Frederick, Alex	2009-11	3.62	8-5	66-3	7	107.0	102	49	43	45	91
Frick, Talmadge	1962	6.00	0-0	6-0	NA	9.0	15	6	6	4	4
Gallagher, Glenn	1981	1.96	2-0	8-0	1	18.1	15	6	4	8	12
Gambrell, Sam	1957	5.63	0-2	5-3	NA	24.0	29	16	15	10	13
Gardner, Jack	1958	2.70	0-0	3-0	NA	3.1	2	2	1	4	2
Gerhardt, Rusty	1969-72	2.39	34-14	59-55	NA	384.1	254	132	102	163	382
Gibson, Nelson	1966-68	2.64	12-1	31-12	NA	112.2	92	51	33	39	80
Gilbert, Jeff	1981-83	3.10	21-5	42-36	1	246.2	198	99	85	96	134
Gilliam, Ryley	2016-18	3.19	9-6	69-6	15	104.1	77	43	37	54	120
Glaser, Nick	2000,01	3.20	4-5	51-3	16	81.2	83	36	29	39	84
Gobin, Bo	2018,19	13.50	0-0	9-0	0	4.2	12	7	7	4	4
Goren, Mike	2016	22.50	0-0	3-0	0	4.0	7	10	10	6	5
Gossett, Daniel	2012-14	2.80	23-9	50-41	2	282.2	218	102	88	107	285
Graham, Lindsay	1970-73	2.68	21-10	48-32	NA	235.0	193	82	70	75	151
Gray, Doug	1979	0.00	0-0	1-0	0	2.0	0	0	0	2	1
Griffith, Owen	2017-19	4.55	3-4	48-0	1	59.1	52	35	30	38	73
Gross, Jason	1988	27.00	0-0	2-0	0	1.0	0	3	3	4	0
Guin, Greg	1980,81	1.04	2-0	7-0	0	17.1	13	3	2	5	12
Gullickson, Craig	2008,09	4.19	5-2	28-6	0	53.2	61	32	25	23	43
Hackett, Roger	1982	3.45	1-0	14-3	2	31.1	37	16	12	12	14
Hahn, Jeff	2002-05	3.72	15-8	88-11	7	205.2	208	100	85	80	158
Harbeson, Gene	1961,62	3.51	3-4	13-8	NA	56.1	55	37	22	35	33
Harman, Casey	2008-10	3.86	16-12	68-34	1	251.2	257	119	108	60	238
Harrelson, Paul	2000-03	3.70	10-4	78-3	14	109.1	121	56	45	34	83
Harrison, Donovan	1998	4.97	4-3	16-1	2	50.2	46	32	28	17	44
Hartnett, Jim	1981	7.36	0-1	9-0	1	18.1	21	18	15	16	1
Harvey, Kris	2003-05	5.82	15-5	40-33	1	159.1	179	112	103	82	126
Haselden, David	2009-12	3.39	15-7	72-12	6	183.0	194	87	69	48	127
Hauser, Scott	1995-97	5.40	11-6	50-17	0	143.1	155	99	86	55	76
Hawkins, Heyward	1962	12.00	0-0	1-0	NA	3.0	5	4	4	2	1
Heck, Chris	1999	2.23	6-1	18-0	5	32.1	29	10	8	15	26
Hendley, Bailey	1958-60	4.11	11-3	30-19	NA	133.2	116	78	61	86	105
Hennessy, Jacob	2017-19	3.94	10-5	61-20	3	155.1	157	78	68	38	130
Henrie, Matt	1999,01,02	3.28	19-8	44-28	3	183.2	177	89	67	55	136
Hess, David	1982	4.55	0-1	13-1	2	27.2	34	20	14	18	11
Hester, Ricky	1983	2.42	0-2	14-0	1	22.1	13	8	6	19	13
Higginbotham, Jake	2016,18	3.80	9-1	24-23	0	113.2	109	60	48	53	91
Hinson, Ryan	2006-09	3.69	15-8	85-27	2	219.1	213	120	90	97	200
Hogan, Patrick	2001-04	4.22	8-8	79-8	18	190.0	190	105	89	64	176
Holtz, Mike	1991-94	3.31	19-5	72-23	7	214.2	179	100	79	107	220
Hoover, Donnie	1982,83	4.31	7-8	38-11	4	117.0	121	74	56	46	48
Hourigan, Jeff	2002,03	5.04	1-2	23-3	3	44.2	47	27	25	16	45
Howard, Chris	2005,06	2.45	1-0	7-0	0	7.1	6	2	2	1	2
Hudgins, Tom	1968-70	3.97	10-9	34-18	NA	122.1	123	79	54	72	84
Huggins, Mike	1986,87,89	5.37	4-3	41-0	4	65.1	73	43	39	26	41
Huggins, Ryne	2018,19	6.23	0-0	17-0	0	8.2	13	6	6	2	7
Humphries, Leonard	1954-56	NA	7-10	25-20	NA	140.2	NA	NA	NA	NA	91
Jackson, Steven	2001-04	4.62	19-8	67-34	0	220.0	239	136	113	97	146
Jackson, Tyler	2017	3.56	9-1	19-13	0	83.1	82	38	33	10	68
James, Bill	1966-68	2.59	7-3	28-10	NA	94.0	79	32	27	28	66
Jay, John	1984,85	7.00	1-1	15-8	2	36.0	43	34	28	36	27
Johnny, Johnny	1968	18.00	0-0	1-0	NA	1.0	2	3	2	3	0
Jersild, Aaron	1988,90,92	3.66	17-7	75-23	8	199.1	186	104	81	85	139
Johnson, Addison	2011	9.00	0-0	1-0	NA	1.0	3	1	1	0	0
Johnson, Laval	1967-69	3.24	4-5	21-13	NA	89.0	76	47	32	63	66
Jones, Holt	2018,19	4.08	4-1	30-4	3	53.0	39	27	24	34	61
Jones, Johnny	1962	20.25	0-0	1-0	NA	1.1	3	3	3	3	0
Kendall, Chet	1990,91	2.72	4-1	28-0	2	49.2	32	19	15	28	49
Kent, Mike	2010-13	4.73	3-4	41-3	2	72.1	82	45	38	25	41
Kenyon, Bobby	1978-80	3.34	18-10	44-31	1	212.2	190	99	79	71	136
Keppen, Jeff	1993,94	5.37	4-4	37-6	0	67.0	76	57	40	56	49
Key, Jimmy	1980-82	3.64	20-14	53-46	0	318.2	304	161	129	104	191
Kimbrell, Mike	1988-91	3.63	17-1	55-16	0	156.1	137	77	63	75	118
Koch, Billy	1994-96	3.74	21-9	51-44	1	276.2	215	148	115	131	338
Koerner, Brody	2013-15	7.00	5-7	31-19	0	97.2	123	88	76	54	100
Kopp, David	2005-07	4.18	16-8	60-32	1	228.1	233	131	106	76	167
Krall, Pat	2015-17	2.89	20-9	73-19	9	208.2	191	93	67	53	167
Kyle, Kevin	2010	3.00	0-1	13-0	0	12.0	10	8	4	5	5
Lakey, Ed	1958	4.12	6-2	16-8	NA	72.0	73	46	33	39	55
Lamb, Will	2009-11	4.47	5-5	43-15	3	98.2	103	55	49	44	74
LaMura, B.J.	2000-02	5.48	6-2	43-8	1	88.2	84	63	54	54	96
Lawmire, Wayne	1973	6.00	1-1	4-3	0	12.0	11	11	8	10	8
Lawton, John	1992	1.69	0-0	3-0	0	5.1	4	1	1	3	0

INDIVIDUAL CAREER PITCHING STATS (ACC ERA)

Player	Year(s)	ERA	W-L	G-S	SV	IP	H	R	ER	BB	SO
Laycock, Bobby	1983	3.14	1-0	7-1	0	14.1	17	10	5	14	2
Lee, Larry	1973,74	5.36	2-3	14-8	1	40.1	42	34	24	28	23
Leone, Dominic	2010-12	4.63	16-8	53-38	0	208.0	212	123	107	93	178
Lilley, Laurus	1979,80	10.38	0-2	6-0	0	8.2	13	12	10	5	4
Lindley, Jackson	2019	3.68	2-0	10-6	0	29.1	29	15	12	9	16
Lodgek, Ed	1966,67	5.11	1-1	11-5	NA	37.0	33	23	21	30	24
Lombardi, Justin	1999,00	9.00	0-0	14-0	1	12.0	17	14	12	15	21
Long, Jake	2014,15	3.83	5-4	29-19	0	105.2	92	53	45	54	81
Lovorn, Garrett	2014,16	3.46	0-0	19-0	0	26.0	26	11	10	16	14
Lowell, Bob	1964,65,67	3.58	0-3	19-4	NA	50.1	56	36	20	27	24
Lowery, Phillip	1986-88	3.52	15-4	59-8	4	168.2	184	78	66	32	102
Lumsden, Tyler	2002-04	4.23	17-7	58-37	2	225.1	218	131	106	107	223
Lynn, Kevin	2000,01	4.34	7-4	40-9	1	105.2	122	59	51	32	96
Lyon, Tommy	1962,63	3.67	9-5	27-13	NA	122.2	133	73	50	39	76
Mahoney, Collin	2004	6.63	1-3	16-0	0	19.0	23	15	14	12	26
Mahony, Bob	1974-76	3.24	10-5	24-15	1	125.0	106	58	45	61	111
Malec, Mark	1975	2.65	1-0	5-1	1	17.0	10	5	5	15	14
Malikmus, David	1977	7.13	1-0	7-3	1	17.2	17	15	14	16	8
Mallon, Tom	1980-84	3.36	12-7	51-22	4	155.1	146	82	58	87	103
Marchall, Doug	1985-87	5.88	6-3	33-7	5	67.1	86	53	44	43	35
Markley, Jim	1960	0.00	0-0	1-0	NA	2.1	7	8	0	1	1
Marr, Travis	2017-19	6.10	8-2	41-3	0	76.2	97	53	52	27	62
Martin, Alex	2006-08	6.39	3-0	32-0	0	31.0	38	24	22	17	20
Martin, Glenn	1981-83	4.57	5-4	35-0	1	65.0	72	37	33	34	32
Martin, Lynn	1981-83	4.42	2-7	53-0	7	77.1	80	48	38	34	44
Masone, Tony	1977	0.00	0-0	1-0	0	0.2	4	5	0	1	0
Matthews, Houston	1974,76,77	3.82	8-2	28-5	8	92.0	89	47	39	45	64
Matz, Brian	1994-96	4.43	8-1	51-9	4	107.2	110	63	53	47	84
Mazey, Randy	1985,86,88	5.51	7-1	22-13	0	96.1	104	71	59	55	47
McDonald, Leon	1957,58	4.82	1-2	11-3	NA	37.1	42	23	20	20	22
McKinney, Clinton	2008,09	6.00	4-0	28-0	0	36.0	44	32	24	15	25
Meekins, Larry	1974,75	2.80	8-4	32-6	5	112.2	98	48	35	42	71
Meyer, Jonathan	2010-13	3.86	11-8	86-16	4	207.1	229	97	89	52	161
Michlin, Mike	1987-89	2.79	7-3	46-5	13	90.1	62	37	28	40	102
Miller, David	1993	7.15	0-0	6-0	0	11.1	15	10	9	5	9
Miller, Mitchell	2017,18	14.29	0-0	10-0	0	5.2	8	9	9	8	4
Miller, Ryan	2017,18	2.59	8-1	37-0	5	83.1	72	26	24	19	75
Miller, Scott	1991,92	3.44	19-4	33-26	2	178.0	171	88	68	84	134
Mishoe, Wayne	1974,75	2.70	1-0	4-0	0	3.1	2	1	1	2	0
Mitchell, D.J.	2007,08	3.40	11-5	35-21	0	151.0	145	72	57	56	155
Mitchell, John	1975	11.25	0-1	3-0	0	4.0	3	5	5	6	2
Moorefield, Joseph	2010-13	5.03	2-1	64-0	0	34.0	44	24	19	17	26
Moschella, Mike	1990,91	4.76	0-0	4-0	0	5.2	6	5	3	2	4
Moskos, Daniel	2005-07	3.25	10-13	81-10	16	149.2	148	63	54	67	147
Mottl, Ryan	1997-00	4.82	33-19	72-68	0	414.1	437	259	222	145	360
Mounce, Richard	2009	7.94	0-0	5-0	0	5.2	8	5	5	0	1
Moyer, Drew	2014,15	3.10	6-1	38-0	4	49.1	50	22	17	27	47
Murphy, Brett	2003	3.06	1-1	14-1	0	17.2	18	10	6	10	9
Murr, Jack	1974	2.71	4-4	11-11	0	63.0	49	26	19	41	33
Murray, Ken	1971	9.64	0-0	2-1	NA	4.2	6	5	5	3	4
Musselman, Ron	1976,77	2.64	20-5	31-29	0	228.1	176	84	67	95	185
Myers, Pete	1966,67	3.07	7-5	25-7	NA	85.0	76	36	29	30	68
Needham, Rick	1969	37.80	0-0	2-0	NA	1.2	4	8	7	5	0
O'Dell, Billy	1954	0.79	8-3	14-11	NA	91.1	56	26	8	35	111
Odle, Dennis	1971	3.06	1-1	5-3	NA	17.2	13	6	6	11	14
Olson, Dave	1961,62	5.63	6-6	21-11	NA	76.2	76	63	48	59	47
O'Rear, Connor	2019	9.00	0-0	2-0	0	2.0	2	2	2	1	5
Owens, Randy	1973	3.24	1-0	9-2	0	33.1	24	17	12	25	18
Papp, Andrew	2016	1.69	0-0	6-0	0	5.1	4	1	1	5	5
Paradis, Mike	1997-99	5.42	11-3	41-29	0	171.0	169	124	103	104	164
Parker, Tim	1987,88,90	3.22	13-6	45-35	1	187.0	146	90	67	104	146
Parmer, Bill	1965-67	2.59	18-3	37-29	NA	194.2	149	73	56	118	155
Parrish, Scott	1981,83,84	2.86	21-3	40-32	1	226.1	187	92	72	110	124
Parsons, Jeff	1997	7.71	2-0	20-4	2	37.1	46	34	32	24	44
Pasqualini, Charlie	1959-61	6.28	2-2	20-3	NA	38.2	42	32	27	20	20
Paulling, Bob	1983,84	5.40	0-0	5-0	0	6.2	10	4	4	2	1
Pawlowski, John	1983-85	3.88	21-12	54-30	5	241.1	224	143	104	107	155
Pawlowski, John A.	1989-91	4.08	6-2	34-13	0	88.1	84	50	40	67	87
Peele, Tim	1988-91	4.60	11-1	71-4	6	107.2	102	66	55	68	83
Penale, Joe	1970	0.00	0-0	1-0	NA	3.0	4	0	0	4	2
Phillips, Chad	1990-93	3.51	17-3	57-19	7	187.1	189	89	73	56	140
Pohle, Kevin	2011,12,14,15	3.94	12-6	48-17	0	130.1	146	71	57	53	66
Pomeranz, Mike	1987,88	6.13	5-4	24-13	1	72.0	70	55	49	63	51
Porter, Chuck	1974-76	2.43	24-6	40-34	0	270.0	204	95	73	113	173
Powers, Scott	1984	0.00	0-0	1-0	0	1.0	2	0	0	1	0
Proto, Mike	1998-01	4.96	2-0	56-8	1	101.2	111	66	56	45	95
Qualters, Tommy	1975-78	4.00	12-1	36-9	9	117.0	116	66	52	34	82
Quintrell, Randy	1974-77	3.19	20-10	43-33	3	231.0	216	104	82	117	109
Reba, Steve	1999-02	4.11	33-11	78-45	2	319.1	316	171	146	124	263
Reed, Sheldon	2019	5.06	0-0	6-0	0	5.1	6	4	3	4	6
Rhue, Mike	1998,00	3.52	0-0	9-0	0	7.2	10	7	3	6	4
Rice, Tim	1981-84	4.05	13-6	50-18	3	164.1	158	104	74	48	97
Richard, Steve	2006	4.30	0-1	21-0	4	23.0	29	12	11	9	14
Rohrbaugh, Robert	2003-05	3.96	12-9	65-29	2	202.1	210	102	89	76	153
Roller, Jimmy	1959-61	2.94	9-6	36-13	NA	156.0	137	67	51	37	93
Roper, Doug	1996,99	5.46	1-0	16-0	1	28.0	29	19	17	8	21
Rothlin, Trent	2008	9.69	1-0	7-3	0	13.0	14	15	14	11	6
Russell, Don	1969	0.00	0-0	2-0	NA	3.1	4	0	0	2	1

Player	Year(s)	ERA	W-L	G-S	SV	IP	H	R	ER	BB	SO
Santivasci, Jerome	1985,87-89	2.88	15-6	70-2	9	153.0	143	59	49	59	122
Sarratt, Justin	2007-11	4.20	13-7	80-25	1	193.0	211	110	90	41	136
Sauve, Jeff	1992-95	4.09	18-7	73-16	2	204.2	201	115	93	73	154
Saylor, Robby	1954	NA	NA-NA	1-1	NA	NA	NA	NA	NA	NA	NA
Schmidt, Clate	2013-16	4.62	18-19	72-40	0	259.1	307	161	133	98	178
Schmidt, Jarrod	2000-02	4.17	18-3	37-30	0	174.2	181	96	81	85	130
Schmitt, Paul	1977-79	4.41	6-2	30-4	3	81.2	83	50	40	27	34
Schnabel, Brock	2007,08	18.00	1-1	6-0	0	5.0	8	10	10	2	4
Schnell, Alex	2015-18	5.93	3-0	55-3	1	71.1	83	58	47	39	46
Schnell, Kyle	2013,14	4.13	2-0	29-0	2	32.2	39	18	15	13	22
Scott, Ray	1996,97	6.80	3-1	24-3	0	43.2	63	35	33	16	32
Seybt, Paul	1994	1.50	0-0	7-0	0	12.0	13	2	2	4	4
Sharpe, Davis	2019	3.20	7-4	15-14	0	84.1	61	36	30	33	84
Shealy, Don	1955-57	NA	4-NA	16-NA	NA	89.0	NA	NA	NA	NA	46
Shepard, David	1996	2.83	3-2	27-0	5	28.2	20	11	9	13	33
Sipp, Tony	2004	4.69	2-2	22-3	2	48.0	53	28	25	17	59
Smith, Dale	1963-65	3.66	9-6	30-12	NA	115.2	95	71	47	52	94
Snyder, Brian	1977-79	3.31	18-6	41-35	1	228.2	204	117	84	120	185
Sokohl, Jack	1969	27.00	0-1	3-2	NA	3.2	2	11	11	13	1
Sommerfeld, Luke	2019	7.04	0-2	14-0	0	23.0	28	19	18	9	22
Spencer, Jeff	1978	6.00	0-0	1-0	1	3.0	2	2	2	0	1
Spies, Carson	2017-19	2.87	4-7	62-0	15	94.0	65	33	30	35	86
Spies, Adam	1997,98	9.24	1-1	20-0	0	25.1	32	32	26	25	22
Sprouse, Dave	1959-61	3.73	5-6	23-9	NA	72.1	62	39	30	39	38
Stanley, John	1969	0.00	0-0	2-0	NA	3.0	1	0	0	1	3
Steele, Bill	1984-87	4.47	19-10	62-38	1	276.0	269	167	137	122	97
Stone, George	1984,85	3.38	16-9	31-28	0	208.0	205	108	78	56	150
Stoneburner, Graham	2008,09	4.59	13-9	36-21	1	135.1	148	82	69	40	123
Stowe, Harold	1957-59	2.32	24-13	49-31	NA	279.1	223	113	72	103	279
Strider, Spencer	2018	4.76	5-2	22-6	1	51.0	40	30	27	35	70
Sturgeon, Chris	1993	2.63	2-0	11-3	0	24.0	20	7	7	17	13
Sullivan, Mike	1977-79	2.65	20-3	36-31	0	203.2	169	82	60	78	153
Surber, Jon	2011	0.00	0-0	5-0	0	4.2	4	1	0	4	6
Sutton, George	1966	3.00	2-0	2-2	NA	9.0	7	4	3	4	8
Taulbee, Andy	1992-94	3.16	27-8	63-39	4	279.1	265	133	98	73	235
Thrailkill, Josh	2007,09,10	5.49	0-0	16-1	0	19.2	23	13	12	1	18
Toney, Wales	2014	12.46	0-0	4-0	0	4.1	6	6	6	5	6
Toth, Bill	1954-56	NA	NA-NA	15-1	NA	NA	NA	NA	NA	NA	NA
Towns, Andrew	2016	37.80	0-0	3-0	0	1.2	7	7	7	1	1
Trado, Bill	1956	NA	0-4	6-5	NA	32.1	28	21	NA	34	22
Trapp, Billy	1977-80	4.60	6-4	47-2	4	101.2	108	68	52	39	80
Tripp, David	1988-90	4.82	15-7	55-26	5	179.1	183	104	96	75	154
Trolia, Aaron	2003	8.87	0-1	18-1	0	23.1	38	27	23	9	24
Urrico, Anthony	2001	4.15	0-0	8-0	0	4.1	4	2	2	6	4
Van Horn, Hunter	2015	6.14	0-0	10-0	0	7.1	7	5	5	6	7
Van Volkenburg, Dave	1969-72	2.95	20-10	43-35	NA	222.2	193	104	73	98	195
Vaughn, Matt	2006-09	3.66	9-4	81-3	16	128.0	140	72	52	44	119
Vetzel, Taylor	2015	3.97	1-3	20-1	4	22.2	18	13	10	10	25
Vincent, Damon	1961-63	4.80	10-6	31-21	NA	148.0	127	95	79	117	148
Vining, Ken	1994-96	3.29	17-3	61-26	2	224.1	184	94	82	81	258
Waldrop, Kenny	1966	7.04	0-0	6-3	NA	15.1	13	12	12	15	9
Walker, Adam	2003,04	6.60	1-0	14-0	0	15.0	24	13	11	4	18
Watson, Charlie	1965-67	2.71	16-7	43-18	NA	186.0	136	70	56	79	186
Watson, Mark	1994,95	2.85	12-2	25-18	1	94.2	70	41	30	55	91
Weatherly, Sam	2018,19	4.71	2-0	29-5	0	49.2	41	31	26	47	63
Weismann, Scott	2009-11	4.19	15-8	60-29	8	191.0	190	105	89	66	152
Welch, Scott	1986,87	8.15	1-0	19-0	2	35.1	46	33	32	16	20
Werner, Brian	1984,87	5.64	1-1	13-0	0	22.1	19	15	14	5	8
Whitaker, Oliver	1996-97	4.45	23-14	67-45	3	299.1	313	201	148	161	157
White, Matt	1996-98	5.39	9-4	41-18	1	137.0	157	107	82	72	114
Whitfield, Larry	1967	1.25	2-0	6-2	NA	21.2	15	3	3	8	8
Whitfield, Mike	1968-70	4.46	2-2	18-3	NA	42.1	44	27	21	15	21
Wiles, Lee	1982,83	4.50	7-4	36-10	3	84.0	86	53	42	57	55
Williams, Rodney	1993,95,96	4.23	2-1	44-0	0	55.1	56	31	26	26	44
Winchester, Scott	1993-95	1.70	13-5	87-0	34	132.2	89	37	25	47	122
Woessner, Dave	1977-79	3.53	11-6	47-2	14	104.2	105	53	41	44	60
Woff, Billy	1982,84	8.44	0-1	11-0	1	10.2	13	11	10	5	7
Wrenn, David	1963,65	9.00	2-3	16-6	NA	40.0	53	46	40	43	37
Wrobleski, Justin	2019	10.38	0-2	10-3	0	13.0	16	15	15	14	15
Wyatt, Steve	1975,76	2.64	5-1	14-6	4	64.2	57	27	19	17	38
Zocchi, P.J.	2004-07	3.96	11-2	42-19	2	138.2	145	68	61	60	132
Zoltak, Matt	2007,08	6.04	5-3	37-4	0	50.2	58	37	34	27	38
NA - not available; Note: Stats from 1954-19; year(s) denote(s) season(s) pitched, not necessarily every season he played in a game at Clemson; returning players in bold .											

YEAR-BY-YEAR STARTING LINEUPS

1896 (0-2 OVERALL) - NA

1897 - NO TEAM

1898 (2-4 OVERALL)

Pos.	Starter	Cl.
C	Thomas Shaw	Fr.
1B	Harry Gray	So.
2B	M.N. Hunter	Fr.
SS	Columbus Mauldin	So.
3B	J.W. Odiorne	Fr.
LF	J.C. Wertz	Fr.
CF	J.M. Blain	Sr.
RF	L. Boykin	So.

Pos.	Starter	Cl.	W-L
P	John McMakin	Fr.	1-4

1899 (4-3 OVERALL)

Pos.	Starter	Cl.
C	Thomas Shaw	So.
1B	Harry Gray	Jr.
2B	M.N. Hunter	So.
SS	Columbus Mauldin	Jr.
3B	J.W. Odiorne	So.
LF	A.B. Cole	So.
CF	T.P. Rutledge	So.
RF	J.F. Lanham	So.

Pos.	Starter	Cl.	W-L
P	John McMakin	So.	4-3

1900 (8-2 OVERALL)

Pos.	Starter	Cl.
C	J.F. Lanham	Jr.
1B	Harry Gray	Sr.
2B	M.N. Hunter	Jr.
SS	Greaton Bamberg	So.
3B	J.D. Hughey	So.
LF	T.N. Gaines	So.
CF	Columbus Mauldin	Sr.
RF	G.R. Barksdale	Fr.

Pos.	Starter	Cl.	W-L
P	John McMakin	Jr.	7-1
P	Walt Coles	So.	1-1

1901 (10-2-1 OVERALL)

Pos.	Starter	Cl.
C	G.R. Barksdale	So.
1B	J.D. Hughey	So.
2B	M.N. Hunter	Sr.
SS	F.R. Dingle	Fr.
3B	Fred Pearman	Jr.
LF	Walt Coles	Jr.
CF	Greaton Bamberg	Jr.
RF	Bill Chisolm	So.

Pos.	Starter	Cl.	W-L
P	Vet Sitton	So.	5-2
P	John McMakin	Sr.	3-0
P	Walt Coles	Jr.	2-0

1902 (9-3 OVERALL)

Pos.	Starter	Cl.
C	John Maxwell	So.
1B	Thomas Shaw	Sr.
2B	Bill Chisolm	Jr.
SS	J.H. Rodgers	Fr.
3B	Fred Pearman	Sr.
LF	Walt Coles	Sr.
CF	G.R. Barksdale	Jr.
RF	J.W. Gantt	Sr.

Pos.	Starter	Cl.	W-L
P	Vet Sitton	Jr.	7-2
P	Walt Coles	Sr.	1-1
P	J.W. Gantt	Sr.	1-0

1903 (9-1 OVERALL)

Pos.	Starter	Cl.
C	John Maxwell	Jr.
1B	L.S. Wood	So.
2B	John Caldwell	So.
SS	John Coggins	So.
3B	J.H. Rodgers	So.
LF	Bill Chisolm	Sr.
CF	J. Dendy	Fr.
RF	Joel Wier	Jr.

Pos.	Starter	Cl.	W-L
P	Vet Sitton	Sr.	6-0
P	J. Dendy	Fr.	3-1

1904 (8-5-1 OVERALL)

Pos.	Starter	Cl.
C	John Maxwell	Sr.
1B	O. McKinney	Fr.
2B	John Caldwell	Jr.
SS	John Coggins	Jr.
3B	J.H. Rodgers	Jr.
LF	H.B. Ellis	Fr.
CF	J. Dendy	So.
RF	Joel Wier	Sr.

Pos.	Starter	Cl.	W-L
P	J. Dendy	So.	5-3
P	Phillip Sitton	So.	3-2

1905 (6-8-1 OVERALL)

Pos.	Starter	Cl.
C	Titus Bissell	So.
1B	Gil Ellison	Jr.
2B	Thomas Robertson	So.
SS	John Goggans	Sr.
3B	J.G. Holland	So.
LF	Orville Bissell	So.
CF	J.H. Gibbs	Fr.
RF	J.H. Barksdale	Jr.

Pos.	Starter	Cl.	W-L
P	W.E. Cheatham	Fr.	2-3
P	A.B. Means	Fr.	2-0
P	F.M. Routh	Jr.	2-5

1906 (6-10-1 OVERALL)

Pos.	Starter	Cl.
C	Titus Bissell	Jr.
1B	Gil Ellison	Sr.
2B	Thomas Robertson	Jr.
SS	A.S. Goss	Fr.
3B	Thomas Ellison	Sr.
LF	C.A. McFadden	Fr.
CF	Arthur Lee	So.
RF	Henry Lykes	Jr.

Pos.	Starter	Cl.	W-L
P	J.W. Waldrop	Fr.	3-4
P	Jennings Gelzer	Sr.	2-3
P	W.E. Cheatham	So.	1-3

1907 (9-7-1 OVERALL)

Pos.	Starter	Cl.
C	Titus Bissell	Sr.
1B	Striker Coles	So.
2B	Arthur Lee	Jr.
SS	Thomas Robertson	Sr.
3B	Paul Bissell	Fr.
LF	Orville Bissell	Sr.
CF	J.H. Barksdale	Sr.
RF	Henry Lykes	Sr.

Pos.	Starter	Cl.	W-L
P	C.B. Farmer	Fr.	5-3
P	Thomas Robertson	Sr.	3-1
P	C.W. Wannamaker	Sr.	1-2

1908 (6-11 OVERALL)

Pos.	Starter	Cl.
C	J.M. Wylie	Jr.
1B	Striker Coles	Jr.
2B	James Kirby	So.
SS	L.J. Goodman	Fr.
3B	Paul Bissell	So.
LF	J.E. Brown	So.
CF	Arthur Lee	Sr.
RF	J.F. Sherard	Fr.

Pos.	Starter	Cl.	W-L
P	L.S. Stokes	Fr.	2-1
P	Eugene Wood	Jr.	2-1
P	C.B. Farmer	So.	1-6

1909 (10-12 OVERALL)

Pos.	Starter	Cl.
C	Bill Connelly	So.
1B	Robert Henderson	Jr.
2B	James Kirby	Jr.
SS	L.J. Goodman	So.

3B	Striker Coles	Sr.
LF	J.F. Sherard	So.
CF	T.A. Jeffords	So.
RF	J.T. Cochran	Fr.

Pos.	Starter	Cl.	W-L
P	Eugene Wood	Sr.	5-6
P	H.F. Rivers	Fr.	2-3
P	J.W. Waldrop	So.	2-1

1910 (10-11 OVERALL)

Pos.	Starter	Cl.
C	Stark Sullivan	Sr.
1B	Robert Henderson	Sr.
2B	James Kirby	Sr.
SS	S.Y. Tupper	Fr.
3B	Fred McCown	Jr.
LF	Bill Connelly	Jr.
CF	H.F. Rivers	So.
RF	J.T. Cochran	So.

Pos.	Starter	Cl.	W-L
P	H.F. Rivers	So.	4-0
P	Fred Schroeder	So.	2-2
P	George Lachicotte	Jr.	1-6

1911 (13-10 OVERALL)

Pos.	Starter	Cl.
C	Joel Bates	Jr.
1B	H.M. Thomas	Fr.
2B	G.D. Harris	Fr.
SS	S.Y. Tupper	So.
3B	Fred McCown	Sr.
LF	Bill Connelly	Sr.
CF	H.F. Rivers	Jr.
RF	J.T. Cochran	Jr.

Pos.	Starter	Cl.	W-L
P	Doc Ezell	So.	5-3
P	George Lachicotte	Sr.	5-3
P	Fred Schroeder	Jr.	3-2

1912 (11-6 OVERALL)

Pos.	Starter	Cl.	BA
C	G.W. Yeargin	Fr.	.226
1B	H.M. Thomas	So.	.175
2B	James Hiers	Jr.	.290
SS	Ralph Cureton	Fr.	.222
3B	Marion Coles	Jr.	.222
LF	Fred Schroeder	Sr.	.182
CF	H.F. Rivers	Sr.	.258
RF	James Martin	Sr.	.300

Pos.	Starter	Cl.	W-L
P	Doc Ezell	Jr.	7-3
P	James Martin	Sr.	2-1
P	Fred Schroeder	Sr.	2-1

1913 (13-5 OVERALL)

Pos.	Starter	Cl.	BA
C	George Browne	Jr.	.196
1B	Clare Webb	So.	.288
2B	Sam Hutto	So.	.364
SS	Ralph Cureton	So.	.395
3B	Marion Coles	Sr.	.186
LF	C.L. Walker	Fr.	.261
CF	James Hiers	Sr.	.250
RF	Leland Tarrant	So.	.281

Pos.	Starter	Cl.	W-L
P	Doc Ezell	Sr.	9-2
P	Carroll Anderson	Fr.	4-3

1914 (16-6 OVERALL)

Pos.	Starter	Cl.	BA
C	George Browne	Sr.	.250
1B	Claire Webb	Jr.	.366
2B	Sam Hutto	Jr.	.242
SS	Ralph Cureton	Jr.	.396
3B	Harry Parker	Sr.	.280
LF	Claude Iler	Jr.	.238
CF	Leland Tarrant	Jr.	.254
RF	Bill Harris	Fr.	.288

Pos.	Starter	Cl.	W-L
P	C.J. Gaulden	Fr.	7-3
P	A.B. Schachte	So.	7-2

1915 (13-7 OVERALL)

Pos.	Starter	Cl.	BA
C	Bill Harris	So.	.269
1B	Lucius James	Fr.	.203
2B	Charles Major	Jr.	.203
SS	Ralph Cureton	Sr.	.458
3B	Norm McMillan	Jr.	.342
LF	Leland Tarrant	Sr.	.224
CF	Claude Iler	Sr.	.345
RF	Carroll Anderson	Jr.	.333

Pos.	Starter	Cl.	W-L
P	A.B. Schachte	So.	4-4
P	Robert Thornton	Sr.	3-2
P	Stephen Richards	Sr.	2-1

1916 (13-11-1 OVERALL)

Pos.	Starter	Cl.
C	Bill Harris	Jr.
1B	Lucius James	So.
2B	Charles Major	Sr.
SS	Norm McMillan	Sr.
3B	James Parker	Jr.
LF	Everett Woods	Sr.
CF	Vic Martin	Fr.
RF	Carroll Anderson	Sr.

Pos.	Starter	Cl.	W-L
P	Carroll Anderson	Sr.	5-3
P	Elmer Long	Jr.	5-4
P	Adam Richards	Jr.	3-2

1917 (13-13 OVERALL)

Pos.	Starter	Cl.	BA
C	Bill Harris	Sr.	.329
1B	Lucius James	Jr.	.231
2B	A.M. Dorn	So.	.255
	Sam Peters	Jr.	.108
SS	James Parker	Sr.	.333
3B	Emmett Jordan	So.	.163
LF	Albert McMeekin	Jr.	.200
CF	Walter Herron	Sr.	.158
RF	James Gee	Sr.	.247

Pos.	Starter	Cl.	W-L
P	A.B. Chapman	Fr.	4-3
P	Adam Richards	Sr.	4-4
P	Elmer Long	Sr.	3-6

1918 (11-6 OVERALL)

Pos.	Starter	Cl.
C	Stumpy Banks	Jr.
1B	Lucius James	Sr.
2B	L.P. Thackston	Jr.
SS	Emmett Jordan	Jr.
3B	Lorenzo Harris	Fr.
LF	Gene Richbourg	So.
CF	Albert McMeekin	Sr.
RF	James Bankhead	Jr.

Pos.	Starter	Cl.	W-L
P	Gillespie Thrower	Jr.	5-2
P	R.E. Atkinson	Fr.	4-3
P	Floyd Garrison	So.	1-1

1919 (6-15-1 OVERALL)

Pos.	Starter	Cl.	BA
C	Stumpy Banks	Sr.	.234
1B	James Bankhead	Sr.	.299
2B	Wade Woodward	Fr.	.140
SS	Emmett Jordan	Sr.	.228
3B	Lorenzo Harris	So.	.154
LF	Gene Richbourg	Jr.	.255
CF	O.S. Poe	Fr.	.260
RF	R.E. Atkinson	So.	.384

Pos.	Starter	Cl.	W-L
P	Gillespie Thrower	Sr.	4-6
P	R.E. Atkinson	So.	1-4
P	Wilber Boozer	Fr.	1-2

1920 (4-15 OVERALL)

Pos.	Starter	Cl.	S	PS	BA
C	W.M. Hagood	So.	19	19	.031
1B	Sam Boone	So.	14	14	.116
2B	Wade Woodard	So.	14	14	.178
SS	G.W. Hartzel	So.	14	14	.298
3B	Lorenzo Harris	Jr.	19	19	.232
LF	Gene Richbourg	Sr.	15	10	.333

YEAR-BY-YEAR STARTING LINEUPS

CF Nathan Salley	So.	19	15	.256
RF Clarence Owens	Jr.	16	16	.177

Pos.	Starter	Cl.	S	W-L
P	James Owens	Jr.	7	2-5
P	Wilbur Boozer	So.	7	1-6
P	John Sweedenberg	So.	3	1-2

1921 (5-14 OVERALL)

Pos.	Starter	Cl.
C	D. McPherson	Fr.
1B	Sam Boone	Jr.
2B	Wade Woodard	Jr.
SS	Thomas Crosland	Jr.
3B	Jones	So.
LF	Reese Herron	Jr.
CF	Nathan Salley	Jr.
RF	Clarence Owens	Sr.

Pos.	Starter	Cl.	S	W-L
P	Wilbur Boozer	Jr.	9	3-6
P	Edward Davis	So.	7	1-6

1922 (10-8 OVERALL)

Pos.	Starter	Cl.	S	PS	BA
C	Sam Boone	Sr.	9	9	.095
1B	B.R. Turnipseed	Fr.	18	18	.271
2B	Wade Woodward	Sr.	18	18	.196
SS	Nathan Salley	Sr.	18	18	.240
3B	Bill Murr	Fr.	18	18	.196
LF	Reese Herron	Sr.	18	18	.317
CF	Jim Gibson	Sr.	16	16	.115
RF	T.J. Reames	Jr.	18	18	.241

Pos.	Starter	Cl.	S	W-L
P	Flint Rhem	So.	7	3-4
P	John Swetenburg	Sr.	7	3-2
P	Wilbur Boozer	Sr.	2	2-2
P	Edward Davis	Jr.	2	2-0

1923 (13-8-1 OVERALL)

Pos.	Starter	Cl.	S	PS	BA
C	Julian Keel	So.	15	15	.165
1B	Bill Murr	So.	15	15	.195
2B	James Richards	Sr.	22	22	.236
SS	George Cox	So.	22	22	.276
3B	Lucas Melton	So.	20	20	.257
LF	Sam Harmon	So.	15	15	.158
CF	T.J. Reames	Sr.	22	21	.387
RF	Charles Vincent	Sr.	22	21	.162

Pos.	Starter	Cl.	S	W-L
P	Flint Rhem	Jr.	10	7-2
P	Ralph Gibson	So.	7	5-3
P	John Crosland	Sr.	3	1-2

1924 (6-10 OVERALL)

Pos.	Starter	Cl.	S	PS	BA
C	Julian Keel	Jr.	9	9	.272
1B	Bill Murr	Jr.	16	14	.274
2B	R.L. Ziegler	Jr.	10	10	.154
SS	George Cox	Jr.	16	16	.250
3B	Lucas Melton	Jr.	16	14	.221
LF	J.C. Felder	So.	12	12	.143
CF	Sam Harmon	Jr.	16	14	.274
RF	Luke J. Salley	So.	14	10	.167

Pos.	Starter	Cl.	S	W-L
P	Charlie Garrison	Sr.	7	2-5
P	George Smith	So.	5	3-2
P	Sam Harmon	Jr.	2	1-1

1925 (11-14 OVERALL)

Pos.	Starter	Cl.	S	PS	BA
C	Clarence McGill	Jr.	15	15	.243
1B	Bill Murr	Sr.	22	21	.305
2B	James Herron	So.	25	25	.263
SS	George Price	So.	25	25	.253
3B	Luke J. Salley	Jr.	17	16	.271
LF	James Milling	So.	17	15	.232
CF	Sam Harmon	Sr.	22	15	.253
RF	Robert Jones	So.	17	15	.196

Pos.	Starter	Cl.	S	W-L
P	George Smith	Jr.	8	5-4
P	Sam Harmon	Sr.	5	2-3
P	I.W. Chappell	Sr.	4	2-2
P	W.T. Martin	So.	4	1-4

1926 (8-11 OVERALL)

Pos.	Starter	Cl.	S	PS	BA
C	Clarence McGill	Sr.	19	19	.300
1B	Henry Eskew	So.	14	12	.327
2B	William Hudgens	So.	19	18	.305
SS	George Dunlap	So.	19	17	.300
3B	William Abbott	So.	15	14	.250
LF	James Milling	Jr.	16	10	.327
CF	Joseph Moore	So.	18	18	.247
RF	Walter Martin	So.	12	11	.254

Pos.	Starter	Cl.	S	W-L
P	George Smith	Sr.	5	3-2
P	J.T. Long	So.	5	2-4
P	Charles Bryan	So.	4	1-3

1927 (11-13-1 OVERALL)

Pos.	Starter	Cl.	S	PS	BA
C	Fred Pearman	Jr.	24	24	.235
1B	Henry Eskew	Jr.	22	22	.200
2B	William Hudgens	Jr.	24	24	.187
SS	George Dunlap	Jr.	24	24	.337
3B	James Herron	Sr.	24	24	.197
LF	E.W. Sexton	So.	24	21	.247
CF	Joseph Moore	Jr.	24	24	.177
RF	Walter Martin	Jr.	11	11	.135

Pos.	Starter	Cl.	S	W-L
P	J.R. Gibson	So.	10	6-4
P	Thomas Martin	Jr.	4	1-3
P	Charles Bryan	Jr.	3	1-2

1928 (12-9-2 OVERALL)

Pos.	Starter	Cl.	S	PS	BA
C	Fred Pearman	Sr.	21	19	.207
1B	Richard Magill	So.	23	23	.316
2B	Michael Ziegler	So.	23	23	.293
SS	George Dunlap	Sr.	23	12	.312
3B	Robert McCarley	So.	23	23	.280
LF	Henry Eskew	Sr.	23	22	.309
CF	Joseph Moore	Sr.	23	23	.240
RF	Walter Williams	Sr.	23	21	.348

Pos.	Starter	Cl.	S	W-L
P	Clay Mahaffey	Jr.	8	2-2
P	Deas Pearman	Jr.	7	4-4
P	Lawrence Chamblee	So.	3	2-1
P	Charles Bryan	Sr.	3	1-2

1929 (15-11-1 OVERALL)

Pos.	Starter	Cl.	S	PS	BA
C	Raiford McMillan	Sr.	14	14	.250
1B	Nat Watson	So.	24	24	.207
2B	Batson Hewitt	Jr.	18	18	.284
SS	Johnny Justus	So.	27	27	.260
3B	Robert McCarley	Jr.	21	21	.194
LF	James Cook	Jr.	24	17	.259
CF	Michael Ziegler	Jr.	26	24	.271
RF	Richard Magill	Jr.	27	24	.258

Pos.	Starter	Cl.	S	W-L
P	J.E. Query	So.	7	6-1
P	Clay Mahaffey	Sr.	7	4-3
P	Lawrence Chamblee	Jr.	7	2-5

1930 (9-14 OVERALL)

Pos.	Starter	Cl.	S	PS	BA
C	Angus Fordham	So.	14	14	.249
1B	Nat Watson	Jr.	21	21	.205
2B	Batson Hewitt	Sr.	23	23	.348
SS	Joseph Gibson	Jr.	12	12	.293
3B	Richard Magill	Sr.	23	23	.333
LF	Buck Priestester	So.	11	6	.220
CF	Michael Ziegler	Sr.	22	22	.209
RF	Endel Ramey	Jr.	18	9	.292

Pos.	Starter	Cl.	S	W-L
P	H.B. Nivens	So.	7	4-3
P	W.A. Nimmer	Fr.	6	2-5
P	Gordon Hoffman	Jr.	5	2-2

1931 (6-2 OVERALL)

Pos.	Starter	Cl.	S	PS	BA
C	Landrum Proctor	So.	5	5	.294
1B	Nat Watson	Sr.	8	8	.450
2B	J.D. Joye	So.	7	7	.167
SS	Romaine Smith	Jr.	5	5	.000
3B	John Hoffman	Jr.	8	8	.250
LF	Endel Ramey	Sr.	8	8	.179

CF Buck Priestester	Jr.	8	8	.423
RF Raymond Parkins	Jr.	8	8	.138

Pos.	Starter	Cl.	S	W-L
P	J.H. Davis	Fr.	3	2-1
P	J.B. Decker	So.	3	2-1
P	E.J. Crook	Fr.	1	1-0
P	Gordon Hoffman	Sr.	1	1-0

1932 (14-6 OVERALL)

Pos.	Starter	Cl.	S	PS	BA
C	Landrum Proctor	Jr.	20	20	.351
1B	James Rhinehardt	Sr.	20	20	.280
2B	H.H. Kearse	Jr.	19	19	.299
SS	Harry Gibson	Sr.	18	18	.205
3B	John Hoffman	Sr.	20	20	.224
LF	Buck Priestester	Sr.	14	14	.400
CF	Harold Clark	Jr.	15	15	.329
RF	Raymond Parkins	Sr.	16	16	.341

Pos.	Starter	Cl.	S	W-L
P	Wyatt Burgess	Jr.	9	9-2
P	Ivey Rivers	Jr.	7	1-3
P	Harold Clark	Sr.	3	4-0

1933 (10-10 OVERALL)

Pos.	Starter	Cl.	S	PS	BA
C	Landrum Proctor	Sr.	20	20	.241
1B	Bob Miller	Sr.	20	19	.291
2B	John Richey	Fr.	16	16	.302
SS	Joe Sherman	Jr.	20	18	.291
3B	H.R. Hood	So.	16	16	.172
LF	Richard Cole	So.	8	6	.291
CF	Harold Clark	Sr.	19	19	.317
RF	Clarence Chavous	So.	15	13	.375

Pos.	Starter	Cl.	S	W-L
P	Wyatt Burgess	Sr.	10	4-5
P	Ivey Rivers	Sr.	5	3-3
P	J.H. Davis	Jr.	4	3-2

1934 (8-8-1 OVERALL)

Pos.	Starter	Cl.	S	PS	BA
C	Clarence Chavous	Jr.	17	13	.290
1B	John Troutman	So.	17	17	.176
2B	John Richey	So.	15	9	.217
SS	Joe Sherman	Sr.	13	13	.302
3B	Joe Cathcart	Jr.	13	13	.130
LF	Henry Shore	So.	15	15	.224
CF	Randy Hinson	So.	17	17	.313
RF	W.S. Durham	So.	16	9	.292

Pos.	Starter	Cl.	S	W-L
P	Billy Croxton	So.	7	5-2
P	Armstrong Swails	Jr.	5	3-2
P	Edward Heap	So.	5	0-3

1935 (16-7-1 OVERALL)

Pos.	Starter	Cl.	S	PS	BA
C	Harry Lee	So.	24	24	.296
1B	John Troutman	Jr.	24	24	.262
2B	W.S. Durham	Jr.	24	20	.289
SS	John Richey	Jr.	24	24	.168
3B	R.D. Simpson	So.	14	14	.200
LF	Henry Shore	Jr.	24	24	.237
CF	Randy Hinson	Jr.	24	24	.250
RF	Clarence Chavous	Sr.	17	17	.208

Pos.	Starter	Cl.	S	W-L
P	Armstrong Swails	Sr.	10	7-3
P	Billy Croxton	Jr.	9	5-3
P	W.S. Durham	Jr.	4	3-1

1936 (6-11 OVERALL)

Pos.	Starter	Cl.	S	PS	BA
C	John Richey	Sr.	15	10	.125
1B	Jesse Pritchett	So.	16	16	.263
2B	M.I. Courtney	So.	12	12	.116
SS	Al Folger	So.	15	13	.207
3B	Teddy Boselli	So.	15	11	.200
LF	Henry Shore	Sr.	17	13	.229
CF	Randy Hinson	Sr.	17	17	.246
RF	Robert Heyward	So.	17	8	.203

Pos.	Starter	Cl.	S	W-L
P	Edward Heap	Jr.	7	3-4
P	J.F. Underwood	So.	5	2-3
P	Billy Croxton	Sr.	3	0-3

1937 (7-12 OVERALL)

Pos.	Starter	Cl.	S	PS	BA
C	Arthur DeLoach	So.	14	14	.231
1B	Jesse Pritchett	Jr.	19	19	.234
2B	Jim Edwards	Fr.	19	19	.254
SS	Al Folger	Jr.	19	19	.254
3B	Thomas Hendricks	Sr.	16	10	.179
LF	Bob Bailey	So.	10	7	.361
CF	Robert Heyward	Jr.	19	17	.187
RF	George Brodie	So.	12	10	.340

Pos.	Starter	Cl.	S	W-L
P	Edward Heap	Sr.	7	2-6
P	Ray Coker	So.	5	2-2
P	Ralph Crosby	Jr.	4	3-1

YEAR-BY-YEAR STARTING LINEUPS

Pos.	Starter	Cl.	S	W-L
P	Winston Holliday	Sr.	6	4-1
1B	Joe Blalock	Sr.	3	2-1
P	Bill Martin	So.	3	1-2

1943 (12-3 OVERALL)

Pos.	Starter	Cl.	S	PS	BA
C	Hank Sullivan	Fr.	15	15	.400
1B	Frank Gillespie	Fr.	15	15	.311
2B	Leo Fisher	So.	11	11	.278
SS	Bob Berry	Sr.	9	9	.400
3B	Jay Good	Sr.	15	15	.302
LF	Don Belk	Sr.	15	15	.250
CF	James Herring	Sr.	15	15	.300
RF	Homer Coker	Sr.	15	15	.462

Pos.	Starter	Cl.	S	W-L
P	Herb Jessen	Sr.	7	6-1
P	D.D. Carpenter	Jr.	4	3-1
P	Luther Rentz	Fr.	3	2-0

1944 - NO TEAM

1945 (7-6 OVERALL)

Pos.	Starter	Cl.	S	PS	BA
C	Herbert Lindsay	Sr.	12	7	.146
1B	J.M. Russell	Fr.	13	13	.220
2B	H.H. Tyler	So.	12	12	.282
SS	J.A. Timmerman	So.	12	12	.262
3B	Burton Ullinck	Fr.	9	9	.188
LF	Mavis Cagle	Fr.	13	13	.204
CF	C.M. Brown	Fr.	7	7	.273
RF	Bill Cobb	Fr.	8	7	.174

Pos.	Starter	Cl.	S	W-L
P	Bob Hughes	Fr.	5	3-2
P	Stick Riley	Jr.	5	3-2
P	J.M. Hammett	Fr.	1	1-1

1946 (12-5 OVERALL)

Pos.	Starter	Cl.	S	PS	BA
C	Joe McGee	So.	15	15	.211
1B	June Pruitt	Fr.	17	13	.211
2B	Lynwood McMakin	Jr.	13	13	.328
SS	Henry Sanders	Fr.	14	14	.257
3B	Dewey Quinn	Jr.	16	13	.365
LF	Andrew Quinn	So.	9	9	.114
CF	Tom Looper	Fr.	11	11	.264
RF	Winston Quinn	So.	6	5	.174

Pos.	Starter	Cl.	S	W-L
P	Joe Landrum	Fr.	12	10-2
P	Ray Fleming	So.	4	1-0
P	Jack Ross	Fr.	4	1-2

1947 (24-5 OVERALL, 13-2 SoCon)

Pos.	Starter	Cl.	S	PS	BA
C	Tom Cleveland	So.	25	25	.174
1B	Frank Gillespie	So.	27	22	.283
2B	Lynwood McMakin	Sr.	27	27	.354
SS	Jack Moore	Fr.	20	20	.261
3B	Hale Sherard	Sr.	28	27	.275
LF	Tom Castles	Fr.	16	13	.278
CF	Dewey Quinn	Sr.	29	18	.325
RF	Homer Coker	Jr.	29	25	.260

Pos.	Starter	Cl.	S	W-L
P	Joe Landrum	So.	12	11-2
P	Joe Hazle	Fr.	10	11-2
P	Luther Rentz	Sr.	3	2-1

1948 (14-12-1 OVERALL, 8-8-1 SoCon)

Pos.	Starter	Cl.	S	PS	BA
C	Gene Moore	So.	27	27	.245
1B	Jimmy Jones	Fr.	26	26	.322
2B	Leo Fisher	Jr.	24	23	.250
SS	Ken Culbertson	Fr.	27	27	.233
3B	Frank Gillespie	Jr.	17	17	.338
LF	Luke Deanhardt	So.	27	27	.283
CF	Ray Mathews	Fr.	24	24	.220
RF	Jimmy Brown	Fr.	19	19	.203

Pos.	Starter	Cl.	S	W-L
P	Joe Asbill	Fr.	8	4-4
P	William Griffith	Fr.	7	2-4
P	Ray Fleming	Sr.	4	4-1

1949 (11-12 OVERALL, 10-5 SoCon)

Pos.	Starter	Cl.	S	PS	BA
C	Gene Moore	Jr.	14	14	.296
1B	Luke Deanhardt	Jr.	21	18	.344
2B	Gene Aughtry	So.	21	21	.284
SS	Ken Culbertson	So.	22	22	.355
3B	Frank Gillespie	Sr.	23	18	.339
LF	Tom Castles	Jr.	22	12	.315
CF	Ray Mathews	So.	17	13	.350
RF	Doug Angley	Jr.	21	21	.299

Pos.	Starter	Cl.	S	W-L
P	Robert Hughes	So.	9	3-4
P	Hootie Kea	So.	3	2-3
P	Dan Stroud	Jr.	2	2-0

1950 (20-11 OVERALL, 13-3 SoCon)

Pos.	Starter	Cl.	S	PS	BA
C	Dick Hendley	Jr.	22	22	.377
1B	Luke Deanhardt	Sr.	31	31	.288
2B	Gene Aughtry	Jr.	31	22	.314
SS	Ken Culbertson	Jr.	30	20	.307
3B	Ray McKay	Jr.	20	20	.156
LF	Fred Knoebel	So.	31	29	.313
CF	Ray Mathews	Jr.	31	31	.309
RF	Doug Angley	Sr.	31	29	.381

Pos.	Starter	Cl.	S	W-L
P	Bill Ford	So.	8	6-3
P	Hootie Kea	Jr.	6	3-3
P	Bob Hughes	Jr.	4	6-0

1951 (18-7 OVERALL, 16-2 SoCon)

Pos.	Starter	Cl.	S	PS	BA
C	Dick Hendley	Sr.	25	25	.344
1B	Roby Crouch	Jr.	25	25	.313
2B	Gene Aughtry	Sr.	25	25	.325
SS	Ken Culbertson	Sr.	22	22	.280
3B	Ray McKay	Sr.	22	22	.277
LF	Fred Knoebel	Jr.	24	24	.284
CF	Ray Mathews	Sr.	25	25	.375
RF	Billy Morrow	Sr.	15	14	.164

Pos.	Starter	Cl.	S	W-L
P	Bill Ford	Jr.	7	5-0
P	William Griffith	Jr.	6	4-2
P	Roger Baker	Jr.	3	5-1

1952 (10-12 OVERALL, 10-10 SoCon)

Pos.	Starter	Cl.	S	PS	BA
C	Nolten Hilderbrand	Jr.	12	12	.234
1B	Joe Murray	Jr.	17	17	.268
2B	Roy Coker	So.	21	21	.310
SS	Jim Evans	Sr.	18	18	.306
3B	Wyman Morris	So.	22	22	.280
LF	Doug Kingsmore	So.	18	17	.311
CF	Fred Knoebel	Sr.	22	20	.366
RF	Roger Gaines	So.	21	20	.256

Pos.	Starter	Cl.	S	W-L
P	Billy O'Dell	So.	7	5-2
P	J.C. Hicks	Jr.	5	2-3
P	Roger Baker	Sr.	5	1-3

1953 (11-6 OVERALL, 11-6 SoCon)

Pos.	Starter	Cl.	S	PS	BA
C	Bobby Morris	Fr.	14	14	.211
1B	George Brodie	Fr.	12	12	.311
2B	Roy Coker	Jr.	17	17	.329
SS	Dick Hussey	Fr.	8	8	.267
3B	Wyman Morris	Jr.	17	17	.422
LF	Bill Barnett	Fr.	17	11	.275
CF	Joe Brown	Jr.	10	9	.233
RF	Doug Kingsmore	Jr.	17	14	.274

Pos.	Starter	Cl.	S	W-L	ERA
P	Billy O'Dell	Jr.	8	6-3	1.36
P	Neil Bates	Fr.	3	2-1	3.42
P	Robby Saylor	Jr.	3	1-1	3.63

1954 (14-10 OVERALL, 8-4 ACC)

Pos.	Starter	Cl.	S	PS	BA
C	Bobby Morris	So.	21	21	.238
1B	Dick Swetenburg	So.	20	20	.176
2B	Roy Coker	Sr.	23	23	.314
SS	Barry Crocker	Sr.	21	21	.306
3B	Wyman Morris	Sr.	24	24	.205
LF	Bill Barnett	So.	24	24	.272
CF	Doug Kingsmore	Sr.	24	24	.371

RF	Roger Gaines	Jr.	19	19	.238
----	--------------	-----	----	----	------

Pos.	Starter	Cl.	S	W-L	ERA
P	Billy O'Dell	Sr.	11	8-3	0.79
P	Leonard Humphries	So.	7	4-3	3.17
P	Ben Crosland	Jr.	3	2-1	3.58

1955 (7-11 OVERALL, 5-9 ACC)

Pos.	Starter	Cl.	S	PS	BA
C	Jim O'Quinn	Jr.	17	17	.350
1B	Dick Swetenburg	Jr.	18	18	.258
2B	Lonnie Shealy	Sr.	17	17	.357
SS	Charlie Blackston	Jr.	12	12	.267
3B	Joe Smith	Jr.	13	13	.308
LF	Carol Brown	So.	7	7	.147
CF	Bill Barnett	Jr.	15	15	.323
RF	Roger Gaines	Sr.	16	16	.304

Pos.	Starter	Cl.	S	W-L	ERA
P	Leonard Humphries	Jr.	6	3-3	
P	Ben Crosland	Sr.	5	1-4	
P	George Compton	Jr.	4	1-2	

1956 (4-14-2 OVERALL, 2-10-2 ACC)

Pos.	Starter	Cl.	S	PS	BA
C	Jim O'Quinn	Sr.	17	17	.222
1B	Dick Swetenburg	Sr.	18	18	.220
2B	Dave Garrison	So.	19	19	.277
SS	Doby Myers	So.	17	17	.277
3B	Bud Spiers	So.	19	19	.113
LF	Don Shealy	Jr.	16	16	.348
CF	Bill Barnett	Sr.	20	20	.276
RF	Larry Wilson	So.	13	10	.163

Pos.	Starter	Cl.	S	W-L	ERA
P	Leonard Humphries	Sr.	7	0-4	
P	Johnny Drake	So.	6	4-2	2.56
P	Bill Trado	So.	5	0-4	

1957 (6-12 OVERALL, 3-11 ACC)

Pos.	Starter	Cl.	S	PS	BA
C	Butch Coker	So.	18	18	.270
1B	Fred DeBerry	So.	9	9	.167
	Larry Wilson	Jr.	9	9	.282
2B	Bob Hubbard	So.	16	16	.157
SS	Bud Spiers	Jr.	18	18	.233
3B	Larry Bagwell	So.	18	18	.257
LF	Don Shealy	Sr.	12	12	.313
CF	Doug Hoffman	So.	18	18	.150
RF	Carol Brown	Sr.	10	10	.237

Pos.	Starter	Cl.	S	W-L	ERA
P	Harold Stowe	So.	7	3-5	3.58
P	Don Shealy	Sr.	5	2-3	4.44
P	Leon McDonald	So.	3	1-2	5.40
P	Sam Gambrell	Sr.	3	0-2	5.63

1958 (22-8 OVERALL, 11-3 ACC)

Pos.	Starter	Cl.	S	PS	BA
C	Butch Coker	Jr.	30	30	.264
1B	Fred DeBerry	Jr.	30	30	.319
2B	Zack Burnette	So.	28	28	.239
SS	Bud Spiers	Sr.	30	30	.323
3B	Larry Bagwell	Jr.	30	29	.287
LF	Larry Wilson	Sr.	30	28	.230
CF	Doug Hoffman	Jr.	30	30	.237
RF	Bailey Hendley	So.	22	21	.333

Pos.	Starter	Cl.	S	W-L	ERA
P	Harold Stowe	Jr.	15	14-4	2.34
P	Ed Lakey	So.	8	6-2	4.12
P	Bailey Hendley	So.	6	2-1	4.58

1959 (24-8 OVERALL, 9-5 ACC)

Pos.	Starter	Cl.	S	PS	BA
C	Butch Coker	Sr.	22	22	.247
1B	Fred DeBerry	Sr.	31	31	.287
2B	Zack Burnette	Jr.	30	30	.232
SS	Larry Bagwell	Sr.	32	32	.250
3B	Dick Suggs	So.	23	19	.205
LF	Ty Cline	So.	23	21	.326
CF	Doug Hoffman	Sr.	32	32	.314
RF	Bailey Hendley	Jr.	20	14	.309

Pos.	Starter	Cl.	S	W-L	ERA
P	Harold Stowe	Sr.	9	7-4	1.57
P	Ty Cline	So.	8	5-1	3.12
P	Bailey Hendley	Jr.	7	5-1	2.12

1960 (11-10-1 OVERALL, 7-6 ACC)

Pos.	Starter	Cl.	S	PS	BA
C	Dave Lynn	Jr.	22	21	.360
1B	Sam Poe	Jr.	9	9	.367
2B	Toby Bradshaw	So.	22	22	.304
SS	Zack Burnette	Sr.	22	22	.250
3B	Choppy Patterson	So.	13	12	.255
LF	Bailey Hendley	Sr.	20	9	.364
CF	Ty Cline	Jr.	22	20	.348
RF	Lanny Ryan	So.	14	13	.340

Pos.	Starter	Cl.	S	W-L	ERA
P	Dave Sprouse	Jr.	7	2-6	4.30
P	Bailey Hendley	Sr.	6	4-1	5.62
P	Jimmy Roller	Jr.	5	5-1	2.76

1961 (12-11 OVERALL, 6-8 ACC)

Pos.	Starter	Cl.	S	PS	BA
C	Dave Lynn	Sr.	21	20	.333
1B	Jack Verone	Jr.	13	6	.345
2B	Pete Ayoub	So.	23	17	.349
SS	Elmo Lam	So.	22	22	.319
3B	Harold Pavilack	Jr.	17	13	.262
LF	Nicky Lomax	So.	15	8	.286
CF	Art Ricketts	So.	14	7	.246
RF	Joey Taylor	So.	16	11	.302

YEAR-BY-YEAR STARTING LINEUPS

LF Lawton Cowart	Jr.	26	15	.260
CF George Sutton	Jr.	29	16	.215
RF Rusty Adkins	So.	30	16	.444

Pos.	Starter	Cl.	S	W-L	ERA
P	Tommy Chapman	Sr.	11	4-2	1.80
P	Bill Parmer	So.	10	5-1	2.82
P	Charlie Watson	So.	3	5-4	2.16

1966 (20-7-2 OVERALL, 9-4 ACC)

Pos.	Starter	Cl.	S	PS	BA
C	Eddie Barbary	Jr.	23	23	.310
1B	Ellis Dantzler	Sr.	24	20	.380
2B	Rusty Adkins	Jr.	29	25	.364
SS	Jack McCall	Sr.	29	29	.333
3B	Lawton Cowart	Sr.	29	29	.321
LF	George Sutton	Sr.	29	29	.311
CF	Tommy Pack	Sr.	26	18	.330
RF	Keith Waters	So.	26	15	.333

Pos.	Starter	Cl.	S	W-L	ERA
P	Bill Parmer	Jr.	9	4-1	4.22
P	Charlie Watson	Jr.	8	6-1	3.43
P	Kenny Waldrop	So.	3	0-0	7.04

1967 (22-9 OVERALL, 11-2 ACC)

Pos.	Starter	Cl.	S	PS	BA
C	Eddie Barbary	Sr.	38	38	.291
1B	Ron Zupa	Jr.	37	37	.243
2B	Rusty Adkins	Sr.	38	36	.336
SS	Garry Helms	Sr.	27	26	.372
3B	Mike McCall	So.	36	34	.237
LF	Buster Smith	So.	37	19	.243
CF	Keith Waters	Jr.	34	31	.206
RF	Howard Sharman	Sr.	22	21	.205

Pos.	Starter	Cl.	S	W-L	ERA
P	Bill Parmer	Sr.	10	9-1	1.14
P	Charlie Watson	Sr.	7	5-2	2.43
P	Laval Johnson	So.	6	3-2	2.23

1968 (27-14 OVERALL, 11-7 ACC)

Pos.	Starter	Cl.	S	PS	BA
C	Steve Kuester	So.	28	27	.253
1B	Ron Zupa	Sr.	40	40	.234
2B	Buster Smith	Jr.	40	39	.235
SS	Randy Bray	So.	38	30	.329
3B	Don Russell	Fr.	37	29	.261
LF	Jerry Eskew	Jr.	18	18	.239
CF	Keith Waters	Sr.	37	34	.283
RF	Johnny Johnson	So.	27	22	.157

Pos.	Starter	Cl.	S	W-L	ERA
P	Tom Hudgins	Fr.	10	6-4	3.74
P	Nelson Gibson	Sr.	8	7-1	2.18
P	Bill James	Sr.	8	5-1	2.11

1969 (27-17-2 OVERALL, 12-8-1 ACC)

Pos.	Starter	Cl.	S	PS	BA
C	Steve Kuester	Jr.	22	22	.187
1B	Eddie Holland	Jr.	32	16	.303
2B	Mike Ward	Fr.	26	26	.234
SS	Randy Bray	Jr.	41	41	.293
3B	Don Russell	So.	46	46	.289
LF	Craig White	Fr.	40	19	.327
CF	Johnny Severs	Fr.	34	33	.262
RF	Rick Young	Fr.	23	17	.284

Pos.	Starter	Cl.	S	W-L	ERA
P	Rusty Gerhardt	Fr.	15	7-3	3.46
P	Dave Van Volkenburg	Fr.	14	9-4	4.00
P	Tom Hudgins	So.	5	3-2	3.40

1970 (32-16 OVERALL, 14-7 ACC)

Pos.	Starter	Cl.	S	PS	BA
C	Eddie Holland	Sr.	31	22	.262
1B	Eddie Dixon	So.	25	25	.267
2B	Bill Prophet	Fr.	31	31	.311
SS	Randy Bray	Sr.	36	21	.285
3B	Don Russell	Jr.	42	42	.254
LF	Craig White	So.	40	39	.280
CF	Johnny Severs	So.	26	24	.255
RF	Calvin Weeks	So.	37	18	.205

Pos.	Starter	Cl.	S	W-L	ERA
P	Rusty Gerhardt	So.	14	9-4	1.79
P	Dave Van Volkenburg	So.	11	6-1	2.04
P	Lindsay Graham	Fr.	8	4-3	2.42

1971 (27-14 OVERALL, 10-4 ACC)

Pos.	Starter	Cl.	S	PS	BA
C	Lin Hamilton	Fr.	23	23	.175
1B	Dave Van Volkenburg	Jr.	24	19	.254
2B	Richard Haynes	Fr.	31	29	.241
SS	Calvin Weeks	Jr.	41	38	.263
3B	Bill Prophet	So.	41	36	.248
LF	Craig White	Jr.	31	31	.380
CF	Johnny Severs	Jr.	41	41	.301
RF	Pete Hendricks	So.	25	16	.302

Pos.	Starter	Cl.	S	W-L	ERA
P	Rusty Gerhardt	Jr.	14	11-3	2.17
P	Dave Van Volkenburg	Jr.	10	5-5	2.61
P	Jeff Bradford	Fr.	6	2-0	3.07

1972 (19-15 OVERALL, 6-7 ACC)

Pos.	Starter	Cl.	S	PS	BA
C	Lin Hamilton	So.	32	32	.318
1B	Dave Van Volkenburg	Sr.	27	27	.217
2B	Kenny Bagwell	So.	33	33	.296
SS	Richard Haynes	So.	32	30	.312
3B	Bill Prophet	Jr.	21	21	.203
LF	Smiley Sanders	So.	26	12	.268
CF	Charlie Ing	Fr.	32	25	.256
RF	Calvin Weeks	Sr.	32	23	.271

Pos.	Starter	Cl.	S	W-L	ERA
P	Rusty Gerhardt	Sr.	12	7-4	2.22
P	Lindsay Graham	Jr.	11	6-3	2.76
P	Jeff Bradford	So.	5	2-1	3.13

1973 (24-16 OVERALL, 10-2 ACC)

Pos.	Starter	Cl.	S	PS	BA
C	Lin Hamilton	Jr.	34	26	.294
1B	Tony Eckerl	So.	23	8	.176
2B	Richard Haynes	Jr.	35	35	.275
SS	John Adeymi	Sr.	34	27	.298
3B	Pat Fitzsimmons	So.	31	21	.276
LF	Craig White	Sr.	32	30	.336
CF	Smiley Sanders	Jr.	36	24	.260
RF	Mike Pulaski	Jr.	34	18	.248

Pos.	Starter	Cl.	S	W-L	ERA
P	Steve Cline	Jr.	9	7-1	2.12
P	Lindsay Graham	Sr.	8	6-2	2.37
P	Mark Adams	Sr.	7	1-3	6.06

1974 (23-15 OVERALL, 10-1 ACC)

Pos.	Starter	Cl.	S	PS	BA
C	Lin Hamilton	Sr.	35	33	.346
1B	Tony Eckerl	Jr.	20	11	.286
2B	Richard Haynes	Sr.	35	32	.273
SS	Kurt Seibert	Fr.	27	23	.316
3B	Pat Fitzsimmons	Jr.	34	19	.277
LF	Charlie Ing	Jr.	28	14	.269
CF	Smiley Sanders	Sr.	38	36	.283
RF	Mike Pulaski	Sr.	37	22	.304
DH	Steve Tucker	So.	23	4	.330

Pos.	Starter	Cl.	S	W-L	ERA
P	Steve Cline	Sr.	13	9-4	1.84
P	Jack Murr	Jr.	11	4-4	2.71
P	Chuck Porter	Fr.	7	4-2	2.58

1975 (33-10 OVERALL, 10-2 ACC)

Pos.	Starter	Cl.	S	PS	BA
C	Tony Eckerl	Sr.	37	30	.304
1B	Brett Terrill	So.	37	32	.234
2B	Billy Wingo	So.	39	35	.371
SS	Kurt Seibert	So.	43	42	.320
3B	Pat Fitzsimmons	Sr.	39	39	.229
LF	Steve Tucker	Jr.	40	38	.285
CF	Denny Walling	Jr.	38	37	.421
RF	Mike Mahoney	Jr.	28	21	.198
DH	Dave Caldwell	Fr.	32	23	.280

Pos.	Starter	Cl.	S	W-L	ERA
P	Chuck Porter	So.	13	8-4	2.66
P	Randy Quintrell	So.	11	7-2	1.50
P	Bob Mahony	Jr.	9	6-1	3.16

1976 (36-15 OVERALL, 10-2 ACC)

Pos.	Starter	Cl.	S	PS	BA
C	Bill Foley	So.	49	47	.303
1B	Steve Nilsson	So.	38	36	.266
2B	Billy Wingo	Jr.	45	45	.214
SS	Kurt Seibert	Jr.	44	44	.344
3B	Robert Bonnette	Fr.	50	43	.295

LF Dave Caldwell	So.	50	50	.321
CF Steve Tucker	Sr.	48	48	.350
RF Greg Belk	Sr.	35	20	.215
DH Alan Hoover	So.	30	30	.217

Pos.	Starter	Cl.	S	W-L	ERA
P	Chuck Porter	Jr.	14	12-0	2.19
P	Ron Musselman	Jr.	14	8-3	2.11
P	Randy Quintrell	Jr.	10	5-5	3.79

1977 (42-10 OVERALL, 9-1 ACC)

Pos.	Starter	Cl.	S	PS	BA
C	Bill Foley	Jr.	51	41	.315
1B	Steve Nilsson	Jr.	51	51	.249
2B	Billy Wingo	Sr.	45	45	.333
SS	Robert Bonnette	So.	52	51	.324
3B	Pete Peltz	Jr.	51	50	.329
LF	Neil Simons	Fr.	50	20	.376
CF	Billy Weems	Fr.	37	27	.340
RF	Dave Caldwell	Jr.	40	9	.284
DH	Bill Schroeder	Fr.	36	17	.272

Pos.	Starter	Cl.	S	W-L	ERA
P	Ron Musselman	Sr.	15	12-2	3.14
P	Brian Snyder	Fr.	9	4-1	1.19
P	Tommy Qualters	Jr.	8	6-0	4.14
P	Randy Quintrell	Sr.	8	5-3	4.53

1978 (39-14 OVERALL, 10-2 ACC)

Pos.	Starter	Cl.	S	PS	BA
C	Bill Schroeder	So.	43	41	.305
1B	Steve Nilsson	Sr.	48	48	.300
2B	Robbie Allen	Fr.	30	27	.236
SS	Robert Bonnette	Jr.	53	50	.320
3B	Pete Peltz	Sr.	49	46	.337
LF	Neil Simons	So.	51	40	.293
CF	Billy Weems	So.	45	41	.333
RF	Tony Masone	So.	48	42	.328
DH	Alan Hoover	Sr.	27	27	.313

Pos.	Starter	Cl.	S	W-L	ERA
P	Mike Sullivan	So.	13	7-2	3.31
P	Mike Brown	Fr.	12	9-2	1.84
P	Brian Snyder	So.	12	7-1	4.41

1979 (40-15 OVERALL, 10-1 ACC)

Pos.	Starter	Cl.	S	PS	BA
C	Bill Schroeder	Jr.	42	30	.318
1B	Greg Guin	Fr.	49	49	.259
2B	Tim Teufel	Jr.	52	50	.350
SS	Robbie Allen	So.	53	53	.297
3B	Robert Bonnette	Sr.	53	53	.284
LF	Billy Weems	Jr.	38	36	.246
CF	Neil Simons	Jr.	53	51	.355
RF	Tony Masone	Jr.	54	52	.330
DH	Dave Buffamoyer	Sr.	55	28	.343

Pos.	Starter	Cl.	S	W-L	ERA
P	Brian Snyder	Jr.	14	7-4	3.76
P	Mike Sullivan	Jr.	13	10-0	1.98
P	Mike Brown	So.	13	5-4	4.82

1980 (38-21 OVERALL, 6-5 ACC)

Pos.	Starter	Cl.	S	PS	BA
C	Dave Lemaster	Fr.	36	36	.315
1B	Greg Guin	So.	50	50	.266
2B	Tim Teufel	Sr.	46	46	.387
SS	Robbie Allen	Jr.	48	48	.251
3B	Frank Russ	Fr.	57	36	.327
LF	Billy Weems	Sr.	59	58	.328
CF	Neil Simons	Sr.	59	59	.317
RF	Glenn Gallagher	Fr.	53	41	.287
DH	Jimmy Key	Fr.	26	22	.272

Pos.	Starter	Cl.	S	W-L	ERA
P	Mike Brown	Jr.	15	9-3	3.17
P	Jimmy Key	Fr.	15	7-5	2.99
P	Bobby Kenyon	Jr.	12	8-3	3.00

1981 (34-24 OVERALL, 10-4 ACC)

Pos.	Starter	Cl.	S	PS	BA
C	Coe Brier	Fr.	31	17	.252
1B	Greg Guin	Jr.	50	50	.387
2B	Frank Russ	So.	37	32	.276
SS	Scott Powers	Fr.	51	51	.253
3B	Craig Roberson	So.	56	56	.323
LF	Mike Mahoney	Sr.	50	38	.333
CF	Glenn Gallagher	So.	51	26	.308
RF	Bob Paulling	So.	49	26	.303

YEAR-BY-YEAR STARTING LINEUPS

Pos.	Starter	Cl.	S	W-L	ERA
P	Bill Steele	Jr.	16	9-3	4.61
C	Oliver Whitaker	Jr.	12	5-3	3.12
P	Alan Botkin	Fr.	10	5-2	5.89
P	Brian Barnes	Fr.	10	3-2	3.68

1987 (54-14-1 OVERALL, 16-5 ACC)

Pos.	Starter	Cl.	S	PS	BA
C	Bert Heffernan	Jr.	63	63	.335
1B	Mike Milchin	Fr.	56	56	.292
2B	Henry Threadgill	So.	40	40	.323
SS	Bill Spiers	Jr.	63	63	.290
3B	Steve Baucom	Sr.	68	68	.347
LF	Ray Williams	Sr.	50	44	.284
CF	Randy Mazy	Jr.	61	61	.327
RF	Jerry Brooks	So.	60	52	.326
DH	Steve Williams	Sr.	32	22	.292

Pos.	Starter	Cl.	S	W-L	ERA
P	Brian Barnes	So.	17	12-3	3.06
P	Alan Botkin	So.	14	9-2	2.54
P	Oliver Whitaker	Sr.	14	9-3	3.48

1988 (54-14 OVERALL, 18-2 ACC)

Pos.	Starter	Cl.	S	PS	BA
C	Bert Heffernan	Sr.	68	61	.337
1B	Mike Milchin	So.	66	66	.330
2B	Henry Threadgill	Jr.	66	66	.297
SS	Rusty Charpia	Jr.	63	63	.310
3B	Jerry Brooks	Jr.	68	41	.373
LF	Burke Fairley	Sr.	42	40	.280
CF	Randy Mazy	Sr.	61	61	.340
RF	Brian Kowitz	Fr.	44	18	.274
DH	Mike Couture	So.	62	24	.344

Pos.	Starter	Cl.	S	W-L	ERA
P	Brian Barnes	Jr.	19	13-2	3.33
P	David Tripp	Fr.	12	7-1	5.19
P	Tim Parker	So.	12	5-1	3.35

1989 (50-20 OVERALL, 13-5 ACC)

Pos.	Starter	Cl.	S	PS	BA
C	Mike Couture	Jr.	69	62	.280
1B	Mike Milchin	Jr.	59	51	.285
2B	Henry Threadgill	Sr.	69	69	.329
SS	Rusty Charpia	Sr.	66	66	.285
3B	Jim Crowley	So.	66	66	.300
LF	Eric Macrina	So.	43	22	.263
CF	Brian Kowitz	So.	68	68	.270
RF	Todd Stefan	So.	59	54	.283
DH	Joe DeBerry	Fr.	48	32	.297

Pos.	Starter	Cl.	S	W-L	ERA
P	Brian Barnes	Sr.	19	16-3	2.22
P	Ron Frazier	So.	15	6-2	3.31
P	Alan Botkin	Sr.	12	5-5	5.32

1990 (43-23 OVERALL, 14-6 ACC)

Pos.	Starter	Cl.	S	PS	BA
C	Jim Anderson	Jr.	39	32	.222
1B	Joe DeBerry	So.	60	35	.359
2B	Todd Stefan	Jr.	48	46	.224
SS	Tim Rigbsy	Sr.	64	64	.309
3B	Jim Crowley	Jr.	65	58	.327
LF	Kevin Northrup	So.	46	43	.306
CF	Brian Kowitz	Jr.	66	66	.403
RF	Michael Spiers	Jr.	45	35	.277
DH	Eric Macrina	Jr.	50	18	.339

Pos.	Starter	Cl.	S	W-L	ERA
P	Tim Parker	Jr.	17	7-5	2.97
P	David Tripp	Jr.	12	8-5	4.04
P	Brian Faw	Sr.	11	5-3	4.56

1991 (60-10 OVERALL, 18-3 ACC)

Pos.	Starter	Cl.	S	PS	BA
C	Jim Anderson	Sr.	36	36	.287
1B	Eric Macrina	Sr.	68	43	.335
2B	Jim Crowley	Sr.	68	64	.383
SS	Todd Stefan	Sr.	66	66	.348
3B	Jeff Miller	So.	64	64	.297
LF	Billy McMillon	Fr.	54	54	.391
CF	Kevin Northrup	Jr.	66	58	.350
RF	Michael Spiers	Sr.	64	61	.364
DH	Joe DeBerry	Jr.	62	36	.342

Pos.	Starter	Cl.	S	W-L	ERA
P	Jason Angel	So.	16	14-2	2.33
P	Aaron Jersild	Jr.	14	8-0	4.04

P	Mike Kimbrell	Sr.	12	11-0	3.56
---	---------------	-----	----	------	------

1992 (50-14 OVERALL, 19-5 ACC)

Pos.	Starter	Cl.	S	PS	BA
C	Mike Lockhart	Jr.	47	47	.282
1B	Billy McMillon	So.	32	25	.372
2B	Joe Taylor	Jr.	53	53	.315
SS	Ted Corbin	Jr.	55	55	.372
3B	Jeff Miller	Jr.	54	50	.267
LF	Shawn Satterfield	Jr.	51	47	.296
CF	Kevin Northrup	Sr.	64	64	.382
RF	Keith Williams	So.	61	60	.296
DH	Chad Phillips	Jr.	40	30	.288

Pos.	Starter	Cl.	S	W-L	ERA
P	Jason Angel	Jr.	17	9-3	3.42
P	Scott Miller	Jr.	15	11-1	3.30
P	Andy Taulbee	Fr.	12	5-2	2.27

1993 (45-20 OVERALL, 11-11 ACC)

Pos.	Starter	Cl.	S	PS	BA
C	Andy Monin	Jr.	28	28	.309
1B	Shane Monahan	Fr.	65	33	.372
2B	Jeff Morris	Sr.	63	58	.356
SS	Joe Taylor	Sr.	59	51	.277
3B	Jeff Miller	Sr.	50	49	.250
LF	Billy McMillon	Jr.	57	56	.377
CF	Keith Williams	Jr.	65	63	.365
RF	Shawn Satterfield	Sr.	28	22	.277
DH	Mike Hampton	Jr.	31	18	.254

Pos.	Starter	Cl.	S	W-L	ERA
P	Chad Phillips	Sr.	15	12-2	2.98
P	Jeff Sauve	So.	15	6-5	4.76
P	Mike Holtz	Jr.	11	3-4	6.13

1994 (57-18 OVERALL, 20-4 ACC)

Pos.	Starter	Cl.	S	PS	BA
C	Mike Eydenberg	Sr.	53	46	.300
1B	Jason Embler	Fr.	49	49	.237
2B	Eric DeMoura	Fr.	40	39	.222
SS	Seth Brizek	So.	75	75	.247
3B	Mike Hampton	Sr.	75	70	.380
LF	David Miller	So.	71	49	.313
CF	Shane Monahan	So.	75	31	.415
RF	Dexter McCleon	So.	51	31	.234
DH	Andy Monin	Sr.	62	35	.281

Pos.	Starter	Cl.	S	W-L	ERA
P	Andy Taulbee	Jr.	18	12-4	3.61
P	Jason Dawsey	So.	15	6-2	4.16
P	Kris Benson	Fr.	14	7-3	4.24
P	Billy Koch	Fr.	14	4-2	4.62

1995 (54-14 OVERALL, 20-4 ACC)

Pos.	Starter	Cl.	S	PS	BA
C	Matthew LeCroy	Fr.	68	46	.333
1B	David Miller	Jr.	68	67	.380
2B	Doug Livingston	Jr.	66	65	.262
SS	Seth Brizek	Jr.	67	67	.279
3B	Paul Galloway	Jr.	60	58	.324
LF	Gary Burnham	So.	66	66	.344
CF	Shane Monahan	Jr.	67	49	.388
RF	Jerome Robinson	Jr.	52	49	.268
DH	Will Duffie	Jr.	54	32	.294

Pos.	Starter	Cl.	S	W-L	ERA
P	Jason Dawsey	Jr.	19	11-4	2.78
P	Kris Benson	So.	14	8-3	3.20
P	Billy Koch	So.	14	7-2	3.72

1996 (51-17 OVERALL, 17-7 ACC)

Pos.	Starter	Cl.	S	PS	BA
C	Matthew LeCroy	So.	67	45	.316
1B	Jason Embler	Jr.	65	65	.357
2B	Doug Livingston	Sr.	58	58	.341
SS	Kurt Bultmann	Fr.	55	55	.304
3B	Paul Galloway	Sr.	66	65	.294
LF	Gary Burnham	Jr.	68	68	.290
CF	Ontrell McCray	Jr.	25	25	.234
Rusty Rhodes	Sr.	25	25	.260	
RF	Jerome Robinson	Sr.	64	52	.303
DH	Will Duffie	Sr.	61	38	.265

Pos.	Starter	Cl.	S	W-L	ERA
P	Kris Benson	Jr.	19	14-2	2.02
P	Ken Vining	Jr.	16	10-3	2.97
P	Billy Koch	Jr.	16	10-5	3.14

1997 (41-23 OVERALL, 13-10 ACC)

Pos.	Starter	Cl.	S	PS	BA
C	Matthew LeCroy	Jr.	64	60	.359
1B	Jason Embler	Sr.	64	64	.305
2B	Brian Holstad	Fr.	63	63	.228
SS	Kurt Bultmann	So.	60	58	.348
3B	Eric DeMoura	Sr.	63	63	.352
LF	Gary Burnham	Sr.	64	64	.391
CF	Nathan Broome	Sr.	43	36	.309
RF	Matt Padgett	So.	62	57	.300
DH	Henri Stanley	Fr.	39	39	.267

Pos.	Starter	Cl.	S	W-L	ERA
P	Ryan Mottl	Fr.	16	10-3	4.73
P	Skip Browning	Fr.	13	6-5	5.11
P	Pat Collins	Fr.	11	4-1	6.89

1998 (43-16 OVERALL, 14-9 ACC)

Pos.	Starter	Cl.	S	PS	BA
C	Brian Ellis	So.	38	35	.374
1B	Jason Harris	Jr.	59	59	.357
2B	Kurt Bultmann	Jr.	58	58	.299
SS	Doug Roper	So.	58	58	.298
3B	Justin Singleton	Fr.	29	29	.370
LF	Peter Nystrom	Fr.	45	41	.309
CF	Patrick Boyd	Fr.	59	59	.344
RF	Matt Padgett	Jr.	58	58	.376
DH	Henri Stanley	So.	29	24	.284

Pos.	Starter	Cl.	S	W-L	ERA
P	Ryan Mottl	So.	16	9-4	4.81
P	Brian Adams	So.	11	6-2	4.22
P	Skip Browning	So.	11	5-3	4.89

1999 (42-27 OVERALL, 13-10 ACC)

Pos.	Starter	Cl.	S	PS	BA
C	Brian Ellis	Jr.	60	56	.265
1B	Jason Harris	Sr.	69	69	.339
2B	Kurt Bultmann	Sr.	68	68	.327
SS	Bradley LeCroy	Jr.	59	57	.286
3B	Khalil Greene	Fr.	68	68	.358
LF	Brian Holstad	Jr.	38	21	.313
CF	Henri Stanley	Jr.	65	35	.296
RF	Justin Singleton	So.	36	36	.237
DH	Patrick Boyd	So.	61	28	.390

Pos.	Starter	Cl.	S	W-L	ERA
P	Ryan Mottl	Jr.	17	4-8	6.14
P	Mike Paradis	Jr.	16	6-1	4.37
P	Brian Adams	Jr.	9	5-5	5.85

2000 (51-18 OVERALL, 17-7 ACC)

Pos.	Starter	Cl.	S	PS	BA
C	Brian Ellis	Sr.	60	60	.283
1B	Mike Calitri	Jr.	38	33	.285
2B	Ryan Riley	Jr.	52	50	.298
SS	Jeff Baker	Fr.	67	64	.313
3B	Khalil Greene	So.	69	69	.364
LF	Casey Stone	Jr.	69	54	.357
CF	Patrick Boyd	Jr.	69	69	.293
RF	Justin Singleton	Jr.	33	33	.294
DH	Jarrod Schmidt	Fr.	40	27	.230

Pos.	Starter	Cl.	S	W-L	ERA
P	Ryan Mottl	Sr.	19	10-4	3.70
P	Scott Berney	Sr.	17	9-4	3.39
P	Jarrod Schmidt	Fr.	15	9-0	3.61

2001 (41-22 OVERALL, 17-7 ACC)

Pos.	Starter	Cl.	S	PS	BA
C	Steve Pyzik	So.	41	41	.275
1B	Michael Johnson	So.	58	55	.321
2B	Ryan Riley	Sr.	58	58	.291
SS	Khalil Greene	Jr.	63	55	.303
3B	Jeff Baker	So.	60	52	.369
LF	Casey Stone	Sr.	62	61	.376
CF	Chad Coder	So.	55	54	.270
RF	Kyle Frank	So.	51	51	.250
DH	Jarrod Schmidt	So.	54	46	.298

Pos.	Starter	Cl.	S	W-L	ERA
P	Steve Reba	Jr.	17	12-3	2.58
P	Jarrod Schmidt	So.	14	7-3	4.34
P	Matt Henrie	So.	10	6-3	3.06

YEAR-BY-YEAR STARTING LINEUPS

CF Brad Chalk	Jr.	45	44	.366
RF Wilson Boyd	Fr.	45	39	.285
DH Ben Paulsen	Fr.	46	40	.258

Pos.	Starter	Cl.	S	W-L	ERA
P	David Kopp	Jr.	18	6-3	3.79
P	Ryan Hinson	So.	14	6-2	2.74
P	Daniel Moskos	Jr.	10	3-6	3.29

2008 (31-27-1 OVERALL, 11-18-1 ACC)

Pos.	Starter	Cl.	S	PS	BA
C	Doug Hogan	Sr.	59	59	.271
1B	Ben Paulsen	So.	58	58	.310
2B	Mike Freeman	So.	52	49	.332
SS	Stan Widmann	Jr.	52	52	.238
3B	Matt Sanders	Jr.	33	26	.297
LF	Jeff Schaus	Fr.	58	52	.315
CF	Wilson Boyd	So.	59	52	.300
RF	Chris Epps	Fr.	33	27	.218
DH	Kyle Parker	Fr.	55	29	.303

Pos.	Starter	Cl.	S	W-L	ERA
P	D.J. Mitchell	Jr.	14	6-5	3.47
P	Graham Stoneburner	Jr.	14	6-5	5.55
P	Ryan Hinson	Jr.	10	3-5	4.74

2009 (44-22 OVERALL, 19-11 ACC)

Pos.	Starter	Cl.	S	PS	BA
C	John Nester	So.	46	46	.304
1B	Ben Paulsen	Jr.	66	66	.367
2B	Mike Freeman	Jr.	66	66	.328
SS	Brad Miller	Fr.	66	66	.273
3B	Jason Stolz	Fr.	42	42	.315
LF	Jeff Schaus	So.	65	53	.320
CF	Wilson Boyd	Jr.	49	21	.341
RF	Kyle Parker	So.	60	49	.255
DH	Chris Epps	So.	29	25	.297

Pos.	Starter	Cl.	S	W-L	ERA
P	Chris Dwyer	Fr.	17	5-6	4.92
P	Casey Harman	Jr.	13	7-3	3.95
P	Trey Delk	Sr.	11	4-1	3.44

2010 (45-25 OVERALL, 18-12 ACC)

Pos.	Starter	Cl.	S	PS	BA
C	John Nester	Jr.	41	40	.245
1B	Richie Shaffer	Fr.	44	36	.323
2B	Mike Freeman	Sr.	69	69	.331
SS	Brad Miller	So.	69	65	.357
3B	John Hinson	So.	57	54	.351
LF	Jeff Schaus	Jr.	70	64	.320
CF	Wilson Boyd	Sr.	62	29	.301
RF	Kyle Parker	Jr.	67	57	.344
DH	Chris Epps	Jr.	41	15	.221

Pos.	Starter	Cl.	S	W-L	ERA
P	Casey Harman	Jr.	19	8-4	3.79
P	Scott Weismann	So.	18	9-2	4.90
P	Will Lamb	So.	10	4-4	5.02
P	Dominic Leone	Fr.	10	3-2	4.78

2011 (43-20 OVERALL, 17-13 ACC)

Pos.	Starter	Cl.	S	PS	BA
C	Spencer Kieboom	So.	51	42	.282
1B	Richie Shaffer	So.	63	57	.315
2B	Jason Stolz	Jr.	63	48	.285
SS	Brad Miller	Jr.	54	51	.395
3B	John Hinson	Jr.	60	57	.331
LF	Jeff Schaus	Sr.	63	63	.323
CF	Will Lamb	Jr.	59	54	.348
RF	Chris Epps	Sr.	57	56	.292
DH	Phil Pohl	Jr.	57	37	.333

Pos.	Starter	Cl.	S	W-L	ERA
P	Justin Sarraff	Sr.	13	7-2	2.57
P	Dominic Leone	So.	12	6-2	3.70
P	Scott Weismann	Jr.	8	3-5	4.89

2012 (35-28 OVERALL, 16-14 ACC)

Pos.	Starter	Cl.	S	PS	BA
C	Spencer Kieboom	Jr.	56	50	.250
1B	Jon McGibbon	So.	57	55	.233
2B	Steve Wilkerson	So.	59	59	.295
SS	Jason Stolz	Sr.	63	63	.270
3B	Richie Shaffer	Jr.	63	63	.336
LF	Jay Baum	Fr.	45	33	.220

CF Thomas Brittle	Jr.	56	56	.298
RF Brad Felder	Sr.	45	45	.263
DH Phil Pohl	Sr.	63	43	.286

Pos.	Starter	Cl.	S	W-L	ERA
P	Dominic Leone	Jr.	16	7-4	5.25
P	Kevin Pohle	So.	14	7-4	3.66
P	Kevin Brady	Jr.	11	1-3	2.54

2013 (40-22 OVERALL, 18-12 ACC)

Pos.	Starter	Cl.	S	PS	BA
C	Garrett Boulware	So.	60	60	.308
1B	Jon McGibbon	Jr.	58	58	.285
2B	Steve Wilkerson	Jr.	58	57	.291
SS	Tyler Krieger	Fr.	62	62	.257
3B	Jay Baum	So.	38	32	.228
LF	Tyler Slaton	So.	45	44	.263
CF	Thomas Brittle	Sr.	61	61	.264
RF	Steven Duggar	Fr.	62	62	.300
DH	Shane Kennedy	Jr.	62	32	.317

Pos.	Starter	Cl.	S	W-L	ERA
P	Daniel Gossett	So.	16	10-4	2.56
P	Matthew Crownover	Fr.	14	7-3	2.19
P	Clate Schmidt	Fr.	11	3-4	5.34

2014 (36-25 OVERALL, 15-14 ACC)

Pos.	Starter	Cl.	S	PS	BA
C	Chris Okey	Fr.	61	41	.248
1B	Shane Kennedy	Sr.	37	37	.218
2B	Steve Wilkerson	Sr.	56	56	.317
SS	Tyler Krieger	So.	57	49	.338
3B	Weston Wilson	Fr.	51	49	.240
LF	Jay Baum	Jr.	61	33	.293
CF	Tyler Slaton	Jr.	61	61	.274
RF	Steven Duggar	So.	61	61	.294
DH	Garrett Boulware	Jr.	61	24	.302

Pos.	Starter	Cl.	S	W-L	ERA
P	Matthew Crownover	So.	16	8-6	2.90
P	Daniel Gossett	Jr.	15	7-2	1.93
P	Jake Long	Jr.	12	3-3	5.30

2015 (32-29 OVERALL, 16-13 ACC)

Pos.	Starter	Cl.	S	PS	BA
C	Chris Okey	So.	61	61	.315
1B	Andrew Cox	So.	50	50	.237
2B	Chase Pinder	Fr.	46	35	.256
SS	Eli White	So.	61	61	.297
3B	Weston Wilson	So.	50	50	.251
LF	Reed Rohlman	Fr.	59	58	.356
CF	Tyler Slaton	Sr.	60	60	.236
RF	Steven Duggar	Jr.	61	60	.304
DH	Tyler Krieger	Jr.	61	37	.339

Pos.	Starter	Cl.	S	W-L	ERA
P	Matthew Crownover	Jr.	16	10-3	1.82
P	Zack Erwin	Jr.	16	7-4	3.04
P	Brody Koerner	Jr.	12	4-5	7.55

2016 (44-20 OVERALL, 16-14 ACC)

Pos.	Starter	Cl.	S	PS	BA
C	Chris Okey	Jr.	64	64	.339
1B	Chris Williams	So.	52	39	.245
2B	Weston Wilson	Jr.	63	63	.279
SS	Eli White	Jr.	64	64	.272
3B	Jordan Greene	Fr.	38	25	.235
LF	Reed Rohlman	So.	64	57	.274
CF	Chase Pinder	So.	64	64	.294
RF	Seth Beer	Fr.	62	48	.369
DH	Robert Jolly	So.	20	20	.217

Pos.	Starter	Cl.	S	W-L	ERA
P	Charlie Barnes	So.	16	6-4	4.66
P	Clate Schmidt	Sr.	15	8-5	4.83
P	Alex Eubanks	Fr.	11	6-5	4.09

2017 (42-21 OVERALL, 17-13 ACC)

Pos.	Starter	Cl.	S	PS	BA
C	Chris Williams	Jr.	42	36	.261
1B	Andrew Cox	Sr.	59	58	.280
2B	Jordan Greene	So.	51	50	.263
SS	Logan Davidson	Fr.	63	63	.286
3B	Grayson Byrd	So.	54	42	.284
LF	Reed Rohlman	Jr.	56	36	.361
CF	Chase Pinder	Jr.	60	58	.305
RF	Seth Beer	So.	63	27	.298
DH	Robert Jolly	Jr.	26	17	.280

Pos.	Starter	Cl.	S	W-L	ERA
P	Pat Krall	Sr.	16	8-3	3.50
P	Alex Eubanks	So.	16	7-6	4.09
P	Charlie Barnes	Jr.	16	5-5	3.20

2018 (47-16 OVERALL, 22-8 ACC)

Pos.	Starter	Cl.	S	PS	BA
C	Kyle Wilkie	So.	60	60	.324
1B	Chris Williams	Sr.	63	59	.281
2B	Jordan Greene	Jr.	40	38	.250
SS	Logan Davidson	So.	63	63	.292
3B	Patrick Cromwell	Sr.	53	48	.224
LF	Drew Wharton	Sr.	62	31	.255
CF	Bryce Teodosio	Fr.	24	24	.165
RF	Seth Beer	Jr.	63	63	.301
DH	Robert Jolly	Sr.	42	29	.228

Pos.	Starter	Cl.	S	W-L	ERA
P	Brooks Crawford	Jr.	16	8-2	3.24
P	Jake Higginbotham	So.	16	6-1	3.47
P	Jacob Hennessy	So.	14	4-3	3.91

2019 (35-26 OVERALL, 15-15 ACC)

Pos.	Starter	Cl.	S	PS	BA
C	Kyle Wilkie	Jr.	56	52	.307
1B	Bryar Hawkins	Fr.	46	30	.287
2B	Jordan Greene	Sr.	38	36	.248
SS	Logan Davidson	Jr.	61	61	.291
3B	Grayson Byrd	Sr.	61	21	.316
LF	Sam Hall	So.	61	21	.257
CF	Bryce Teodosio	So.	54	54	.215
RF	Michael Green	So.	27	27	.307
DH	Davis Sharpe	Fr.	34	28	.264

Pos.	Starter	Cl.	S	W-L	ERA
P	Davis Sharpe	Fr.	14	7-4	3.20
P	Mat Clark	So.	11	9-3	3.21
P	Brooks Crawford	Sr.	10	1-5	6.96

PS - starts at the particular position; Note: Top-three pitchers listed (including ties) in terms of starts.



SETH BEER HIT .369 AS A FRESHMAN IN 2016.

HONORS & AWARDS

ABCA ATLANTIC REGION COACH-OF-THE-YEAR
2010 - Jack Leggett

ABCA HALL OF FAME
2014 - Jack Leggett, HC
Note: Year denotes year inducted.

ACC ATHLETE-OF-THE-YEAR
1996 - Kris Benson, P

ACC COACH-OF-THE-YEAR
1954 - Bob Smith
1988 - Bill Wilhelm
1991 - Bill Wilhelm
1994 - Jack Leggett
1995 - Jack Leggett
2006 - Jack Leggett

ACC FRESHMAN-OF-THE-YEAR
1995 - Matthew LeCroy, C
1998 - Patrick Boyd, OF
2016 - Seth Beer, OF

ACC PITCHER-OF-THE-YEAR
2015 - Matthew Crounover

ACC PLAYER-OF-THE-WEEK
1989 - Brian Barnes, P (5-8)
Brian Barnes, P (5-22)
1990 - Tim Parker, P (4-24)
1991 - Jason Angel, P (4-29)
Michael Spiers, OF (5-13)
1992 - Keith Williams, OF (3-16)
Kevin Northrup, OF (3-23)
Joe Taylor, 2B (4-13)
1993 - Billy McMillon, 1B (3-1)
Jeff Morris, 2B (5-10)
1994 - Andy Taulbee, P (2-14)
Andy Taulbee, P (2-21)
Scott Winchester, P (4-4)
Mike Holtz, P (4-11)
David Miller, 1B (4-18)
Scott Winchester, P (5-2)
Mike Hampton, 3B (5-16)
Shane Monahan, OF (5-23)
Ken Vining, P (5-23)
1995 - David Miller, 1B (3-6)
Jason Dawsey, P (3-13)
Shane Monahan, OF (3-13)
David Miller, 1B (4-4)
Jason Dawsey, P (4-10)
Jamie Eggleston, P (5-1)
1996 - Kris Benson, P (2-26)
Kris Benson, P (3-11)
Kris Benson, P (3-25)
Kris Benson, P (4-15)
Kris Benson, P (4-29)
Kris Benson, P (5-6)
Billy Koch, P (5-6)
1997 - Matthew LeCroy, C (2-24)
1998 - Ryan Mottl, P (3-2)
Patrick Boyd, OF (3-9)
Matt Padgett, OF (4-6)
Brian Ellis, C (4-20)
Ryan Mottl, P (4-27)
1999 - Jason Harris, 1B (4-12)
Chris Heck, P (4-26)
2000 - Scott Berney, P (2-28)
Scott Berney, P (3-6)
Ryan Mottl, P (4-10)
Nick Glaser, P (4-17)
Khalil Greene, 3B (5-8)
2001 - Ryan Riley, 2B (2-26)
Matt Henrie, P (3-19)
Steve Reba, P (4-23)
Matt Henrie, P (5-7)
Steve Reba, P (5-14)
Khalil Greene, SS (5-14)
2002 - Jeff Baker, 3B (2-25)
Michael Johnson, 1B (3-4)
Khalil Greene, SS (3-18)
Khalil Greene, SS (4-29)
Khalil Greene, SS (5-6)
2003 - Tyler Lumsden, P (3-3)
Tyler Lumsden, P (3-10)
Paul Harrelson, P (4-28)
Michael Johnson, 1B (4-28)
Garrick Evans, OF (5-19)
Patrick Hogan, P (5-19)

2004 - Brad McCann, 3B (3-1)
Kris Harvey, P (4-5)
Garrick Evans, OF (4-19)
2005 - Kris Harvey, DH (3-21)
Stephen Faris, P (4-18)
Taylor Harbin, 2B (4-25)
Josh Cribb, P (5-16)
Josh Cribb, P (5-23)
Kris Harvey, DH (5-23)
2006 - Tyler Colvin, OF (3-27)
Andy D'Alessio, 1B (4-3)
Josh Cribb, P (4-10)
Marquez Smith, 3B (5-1)
Andy D'Alessio, 1B (5-15)
Tyler Colvin, OF (5-22)
2007 - Doug Hogan, C (4-30)
Marquez Smith, 3B (5-7)
Andy D'Alessio, 1B (5-14)
2008 - Graham Stoneburner, P (3-24)
Ryan Hinson, P (3-31)
Kyle Parker, OF/INF (4-28)
2009 - Justin Sarratt, P (4-6)
Chris Dwyer, P (4-13)
Kyle Parker, OF (4-13)
Jeff Schaus, OF (4-27)
2010 - Kyle Parker, OF (3-22)
Kyle Parker, OF (5-10)
Wilson Boyd, OF (5-24)
2011 - Richie Shaffer, 1B (4-4)
Brad Miller, SS (4-11)
Brad Miller, SS (5-2)
Justin Sarratt, P (5-2)
Brad Miller, SS (5-16)
Chris Epps, OF (5-23)
2012 - Richie Shaffer, 3B (3-5)
Richie Shaffer, 3B (4-2)
Richie Shaffer, 3B (4-9)
Spencer Kieboom, C (4-30)
2013 - Garrett Boulware, C (3-25)
Matthew Crounover, P (5-13)
Daniel Gossett, P (5-20)
2014 - Steve Wilkerson, 2B (3-31)
Daniel Gossett, P (4-21)
Daniel Gossett, P (5-12)
Weston Wilson, 3B (3-2)
Matthew Crounover, P (3-23)
Chris Okey, C (4-13)
Matthew Crounover, P (5-4)
Reed Rohlman, OF (5-18)
2016 - Alex Eubanks, P (3-7)
Seth Beer, OF (3-21)
Pat Krall, P (4-4)
Pat Krall, P (5-9)
2017 - Chris Williams, C (3-20)
Alex Eubanks, P (3-27)
Reed Rohlman, OF (4-3)
Charlie Barnes, P (4-10)
Alex Eubanks, P (4-24)
2018 - Seth Beer, OF (3-12)
Seth Beer, OF (4-2)
Logan Davidson, SS (4-30)
Seth Beer, OF (5-21)
2019 - Davis Sharpe, P/1B (2-18)
Grayson Byrd, OF/1B (4-1)
Grayson Byrd, OF/1B (5-20)

ACC PLAYER-OF-THE-YEAR
1973 - Craig White, OF
1974 - Steve Cline, P
1975 - Denny Walling, OF
1976 - Chuck Porter, P
1985 - Jim McCollom, 1B
1986 - Chuck Baldwin, 1B
1989 - Brian Barnes, P
1990 - Brian Kowitz, OF
1995 - Shane Monahan, OF
1996 - Kris Benson, P
2002 - Khalil Greene, SS
2011 - Brad Miller, SS
2016 - Seth Beer, OF

ACC TOURNAMENT MVP
1989 - Brian Barnes, P
1991 - Michael Spiers, OF
1993 - Jeff Morris, 2B
1994 - Shane Monahan, OF
2006 - Tyler Colvin, OF
2016 - Mike Triller, OF

ALL-ACC TOURNAMENT
1987 - Chuck Baldwin, 2B
Bert Heffernan, C
1988 - Brian Kowitz, DH
1989 - Brian Barnes, P
Rusty Chappia, SS
Brian Kowitz, OF
Mike Milchin, 1B
Henry Thredgill, 2B
1990 - Brian Kowitz, OF
Tim Riggsby, SS
1991 - Jason Angel, P
Jim Crowley, 2B
Eric Macrina, DH
Scott Miller, P
Michael Spiers, OF
Aaron Jersild, P
Kevin Northrup, OF
Joe Taylor, 2B
1993 - Billy McMillon, OF
Jeff Morris, 2B
Andy Taulbee, P
Keith Williams, OF
1994 - Mike Hampton, 3B
Shane Monahan, OF
Ken Vining, P
1995 - Gary Burnham, OF
Paul Galloway, 3B
Ken Vining, P
1996 - Jason Embler, 1B
Doug Livingston, 2B
1997 - Gary Burnham, OF
1999 - Patrick Boyd, OF
Khalil Greene, 3B
2000 - Jeff Baker, UT/DH
Patrick Boyd, OF
Khalil Greene, 3B
Ryan Mottl, P
2002 - Khalil Greene, SS
Michael Johnson, 1B
Steve Reba, P
2004 - Brad McCann, 3B
Travis Storrer, 2B
2005 - Josh Cribb, P
2006 - Brad Chalk, OF
Sean Clark, P
Tyler Colvin, OF
Taylor Harbin, 2B
D.J. Mitchell, OF
Marquez Smith, 3B
2007 - David Kopp, P
2009 - Wilson Boyd, OF
Casey Harman, P
2011 - Chris Epps, OF
2012 - Jon McGibbon, 1B
2013 - Garrett Boulware, C
2016 - Pat Krall, P
Reed Rohlman, OF
Clete Schmidt, P
Mike Triller, OF
2018 - Seth Beer, OF
Logan Davidson, SS
Chris Williams, 1B
2019 - Mat Clark, P

ALL-ATLANTIC REGION
1954 - Doug Kingsmore, OF (1)
Billy O'Dell, P (1)
1958 - Harold Stowe, P (1)
Fred DeBerry, 1B (2)
Bailey Hendley, OF (2)
Bud Spiers, SS (2)
1959 - Doug Hoffman, OF (1)
Harold Stowe, P (1)
1960 - Ty Cline, OF (1)
Dave Lynn, C (1)
1965 - Rusty Adkins, OF (1)
Jack McCall, SS (1)
1966 - Rusty Adkins, 2B (1)
1967 - Rusty Adkins, 2B (1)
Garry Helms, SS (3)
1971 - Rusty Gerhardt, P (1)
Craig White, OF (1)
1973 - Craig White, OF (1)
Lin Hamilton, C (2)
Richard Haynes, 2B (2)
1974 - Lin Hamilton, C (1)
Smiley Sanders, OF (2)
1975 - Denny Walling, CF (1)

1976 - Chuck Porter, P (1)
Kurt Siebert, SS (1)
1977 - Dave Caldwell, OF (1)
Bill Foley, C (1)
1978 - Dave Buffamoyer, DH (1)
Tony Masone, OF (1)
Neil Simons, OF (1)
Mike Sullivan, P (1)
Billy Weems, OF (1)
1979 - Dave Buffamoyer, C (1)
Tony Masone, OF (1)
Neil Simons, OF (1)
Mike Sullivan, P (1)
1980 - Mike Brown, P (1)
Neil Simons, OF (1)
Tim Teufel, 2B (1)
1983 - Bob Paulling, 1B (1)
1985 - Jim McCollom, 1B (1)
1986 - Chuck Baldwin, 1B (1)
1987 - Bill Spiers, SS (1)
1989 - Brian Barnes, P (1)
1990 - Brian Kowitz, OF (1)
1991 - Jim Crowley, 2B (1)
Eric Macrina, DH (1)
Billy McMillon, OF (1)
Joe DeBerry, DH (2)
Eric Macrina, 1B (2)
1992 - Kevin Northrup, OF (1)
1993 - Jeff Morris, 2B (1)
Keith Williams, OF (1)
Billy McMillon, OF (2)
Shane Monahan, 1B (2)
1994 - Mike Hampton, 3B (1)
Shane Monahan, OF (1)
Andy Taulbee, P (2)
1995 - Jason Dawsey, P (1)
David Miller, 1B (1)
Shane Monahan, OF (1)
Scott Winchester, P (1)
Gary Burnham, OF (2)
Matthew LeCroy, C (2)
1996 - Kris Benson, P (1)
Matthew LeCroy, C (1)
1997 - Matthew LeCroy, C (1)
Gary Burham, OF (2)
1998 - Scott Clackum, P (1)
Matt Padgett, OF (1)
1999 - Patrick Boyd, OF (1)
2000 - Jeff Baker, SS (3)
2001 - Jeff Baker, 3B (1)
Steve Reba, P (1)
2002 - Khalil Greene, SS (1)
Michael Johnson, 1B (1)
Steve Reba, P (1)
Jeff Baker, 3B (2)
2003 - Michael Johnson, 1B (1)
2005 - Kris Harvey, DH (1)
Taylor Harbin, 2B (2)
2006 - Tyler Colvin, OF (1)
Josh Cribb, P (1)
Andy D'Alessio, 1B (1)
2010 - Kyle Parker, OF (1)
2011 - Brad Miller, SS (1)
Richie Shaffer, 1B (2)
2012 - Richie Shaffer, 1B (1)
Phil Pohl, DH (2)
2014 - Daniel Gossett, P (1)
2015 - Matthew Crounover, P (1)
Chris Okey, C (2)
Reed Rohlman, OF (2)
2016 - Seth Beer, OF (1)
Chris Okey, C (2)
2017 - Seth Beer, OF (2)
Reed Rohlman, OF (2)
2018 - Seth Beer, OF (1)
Ryley Gilliam, P (1)
Logan Davidson, SS (2)
2019 - Grayson Byrd, OF (1)
Mat Clark, P (1)
Logan Davidson, SS (2)

ALL-COLLEGE WORLD SERIES
1959 - Bailey Hendley, P/OF
Doug Hoffman, OF
Harold Stowe, P
1977 - Dave Caldwell, OF
2002 - Michael Johnson, 1B
2010 - John Hinson, 3B

ACC POTW HONORS

Player	#	Years
Kris Benson	6	1994-96
Khalil Greene	5	1999-02
Kyle Parker	4	2008-10
Richie Shaffer	4	2010-12
Seth Beer	4	2016-18
David Miller	3	1993-95
Ryan Mottl	3	1997-00
Kris Harvey	3	2003-05
Josh Cribb	3	2003-06
Andy D'Alessio	3	2004-07
Brad Miller	3	2009-11
Daniel Gossett	3	2012-14
Matthew Crounover	3	2013-15
Alex Eubanks	3	2016-17

Note: Since 1989.

ALL-DECADE (NATIONAL)

2010s - Seth Beer, OF
Note: D1Baseball.

ALL-DECADE (ACC)

2010s - Seth Beer, OF
Matthew Crounover, SP
Note: D1Baseball.

BOB BRADLEY AWARD (South Carolina Series MVP)

2001 - Jeff Baker, 3B
2002 - Michael Johnson, 1B
2003 - Michael Johnson, 1B
2004 - Herman Demmink, 2B
2005 - Tyler Colvin, OF
2006 - Daniel Moskos, P
2007 - Wilson Boyd, OF
2008 - Wilson Boyd, OF
2009 - Kyle Parker, OF
2010 - Chris Epps, OF
2011 - Spencer Kieboom, C
2012 - Richie Shaffer, 3B
2013 - Clete Schmidt, P
2014 - Tyler Slaton, OF
2015 - Brody Koerner, P
2016 - Chase Pinder, OF
2017 - Seth Beer, OF
2018 - Logan Davidson, SS
2019 - Sam Hall, OF

BROOKS WALLACE AWARD (Nation's Best Shortstop)

2011 - Brad Miller

CLEMSON HALL OF FAME

1973 - Frank Howard, HC
Billy O'Dell, P
1974 - Joe Landrum, P
1977 - Rusty Adkins, OF
Frank Gillespie, 1B
1978 - Ty Cline, OF
Ray Mathews, OF
1979 - Jess Neely, HC
Flint Rhem, P
Harold Stowe, P
1980 - Doug Hoffman, OF
Suzie Owens
1981 - John Heisman, HC
1982 - Rusty Gerhardt, P
1984 - Walter Cox, HC
Dick Hendley, C
1985 - Doug Kingsmore, OF
1988 - Bob Smith, HC
Craig White, OF
1991 - Dude Buchanan, 1B
1993 - Gene Moore, C
1994 - Bob Paulling, 1B
Dewey Quinn, 3B
1997 - Neil Simons, OF
1998 - Bill Spiers, SS
1999 - Jimmy Key, P
2002 - Bert Heffernan, C
2003 - Smiley Sanders, OF
2004 - Brian Barnes, P
2005 - Kris Benson, P
2007 - Khalil Greene, 3B/SS
2008 - Billy Wingo, 2B

HONORS & AWARDS



**KHALIL GREENE
RECEIVED THE
MITCHELL AWARD
IN 2000 AND 2002.**

2011 - Shane Monahan, OF
2012 - Billy McMillon, OF
Bill Wilhelm, HC
2013 - Matthew LeCroy, C
Ray Williams, OF
2015 - Tim Teufel, 2B
2016 - Denny Walling, OF
2018 - Jeff Baker, SS/3B
2019 - Brian Kowitz, OF
Note: Includes baseball players/
coaches; year denotes year inducted.

CLEMSON RING OF HONOR

1995 - Rusty Adkins, OF
2013 - Bill Wilhelm, HC
Note: Includes baseball players/
coaches; year denotes year inducted.

DEDICATION AWARD (Strength Training)

1995 - Scott Winchester, P
1996 - Gary Burnham, OF
1997 - Gary Burnham, OF
1998 - Matt Padgett, OF
1999 - Jason Harris, 1B
2000 - Brian Ellis, C
2001 - B.J. LaMura, P
2002 - Khalil Greene, SS
2003 - Herman Demmink, 2B
Kyle Frank, OF
2004 - Herman Demmink, 2B
2005 - Herman Demmink, 3B
2006 - Herman Demmink, 3B
2007 - Chris Fidrych, P
2008 - Doug Hogan, C
2009 - Justin Sarratt, P
2010 - Tomas Cruz, P
2011 - Phil Pohl, DH
2012 - Mike Triller, OF
2013 - Daniel Gossett, P
2014 - Kevin Pohle, P
2015 - Matthew Crownover, P
2016 - Pat Krall, P
2017 - Chris Williams, C
2018 - Jacob Hennessy, P

MITCHELL AWARD (Most Valuable Player)

1962 - Buddy Nixon, 1B

1963 - Dave Ellison, OF
1964 - Ben Marsella, 3B
1965 - Tommy Chapman, P
1966 - Ellis Dantzler, 1B
1967 - Rusty Adkins, 2B
1968 - Nelson Gibson, P
1969 - Craig White, OF
1970 - Rusty Gerhardt, P
1971 - Rusty Gerhardt, P
1972 - Rusty Gerhardt, P
1973 - Craig White, OF
1974 - Steve Cline, P
1975 - Denny Walling, OF
1976 - Chuck Porter, P
1977 - Bill Foley, C
1978 - Tony Masone, OF
1979 - David Buffamoyer, C
1980 - Tim Teufel, 2B
1981 - Greg Guin, 1B
1982 - Jimmy Key, P/DH
1983 - Bob Paulling, 1B
1984 - Chuck Baldwin, 2B
1985 - Jim McCollom, 1B
1986 - Chuck Baldwin, 1B
1987 - Steve Baucom, 3B
1988 - Jerry Brooks, 3B
1989 - Henry Threadgill, 2B
1990 - Brian Kowitz, OF
1991 - Todd Stefan, SS
1992 - Kevin Northrup, OF
1993 - Keith Williams, OF
1994 - Mike Hampton, 3B
1995 - David Miller, 1B
1996 - Kris Benson, P
Doug Livingston, 2B
1997 - Gary Burnham, OF
1998 - Matt Padgett, OF
1999 - Kurt Bultmann, 2B
2000 - Khalil Greene, 3B
2001 - Casey Stone, OF
2002 - Khalil Greene, SS
2003 - Michael Johnson, 1B
2004 - Brad McCann, 3B
2005 - Kris Harvey, DH/P
2006 - Tyler Colvin, OF
2007 - Doug Hogan, C
2008 - Doug Hogan, C
2009 - Ben Paulsen, 1B
2010 - Mike Freeman, 2B

2011 - Brad Miller, SS
2012 - Richie Shaffer, 3B
2013 - Garrett Boulware, C
2014 - Steve Wilkerson, 2B
2015 - Chris Okey, C
2016 - Seth Beer, OF
2017 - Reed Rohlfman, OF
2018 - Logan Davidson, SS
2019 - Logan Davidson, SS

NATIONAL COLLEGE BASEBALL HALL OF FAME

2011 - Bill Wilhelm, HC
Note: Year denotes year inducted.

NATIONAL FRESHMAN-OF-THE-YEAR

Baseball America
2016 - Seth Beer, OF

College Sports Madness
2016 - Seth Beer, OF

Collegiate Baseball
2016 - Seth Beer, OF

D1Baseball
2016 - Seth Beer, OF

Perfect Game
2016 - Seth Beer, OF

NATIONAL PLAYER-OF-THE-WEEK

2002 - Khalil Greene, SS (3-18)
Jeff Baker, 3B (4-8)
Khalil Greene, SS (5-6)
2004 - Brad McCann, 3B (5-17)
2005 - Kris Harvey, DH-P (3-21)
2006 - Andy D'Alessio, 1B (4-3)
Marquez Smith, 3B (5-1)
Andy D'Alessio, 1B (5-15)
Tyler Colvin, OF (5-22)
2007 - Andy D'Alessio, 1B (5-14)
2008 - Doug Hogan, C (3-24)
Graham Stoneyburner, P (3-24)
2009 - Chris Dwyer, P (4-14)
Jeff Schaus, OF (4-28)
2010 - Casey Harman, P (3-22)
2011 - Brad Miller, SS (4-11)
2012 - Daniel Gossett, P (4-9)
Richie Shaffer, 3B (4-9)

2014 - Daniel Gossett, P (5-12)
2016 - Seth Beer, OF (3-14)
Pat Krall, P (5-9)
Mike Triller, OF (5-30)
2018 - Seth Beer, OF (4-2)
Logan Davidson, SS (5-14)
Seth Beer, OF (5-21)
Chris Williams, 1B (5-28)
2019 - Davis Sharpe, P/1B (2-25)
Grayson Byrd, INF/OF (5-20)
Mat Clark, P (5-27)

OLYMPIANS

1988 - Mike Milchin, P
1996 - Kris Benson, P
Billy Koch, P
Matthew LeCroy, C

PAN AMERICAN GAMES

1959 - Ty Cline, P/OF
1967 - John Curtis, P
1979 - Brian Snyder, P
1987 - Bert Heffernan, C
Bill Spiers*, SS
1991 - Billy McMillon*, OF
1999 - Matthew LeCroy, C
* - invited but did not participate

RAWLINGS ACC TOURNEY BATTING CHAMPION

1989 - Henry Threadgill, 2B
1991 - Michael Spiers, OF
1992 - Ted Corbin, SS

RAWLINGS GOLD GLOVE AWARD

2012 - Spencer Kieboom, C

STOWE AWARD (Most Valuable Pitcher)

1984 - Scott Parrish
1985 - George Stone
1986 - Oliver Whitaker
1987 - Brian Barnes
1988 - Brian Barnes
1989 - Brian Barnes
1990 - Tim Parker
1991 - Mike Kimbrell
1992 - Paxton Briley
1993 - Chad Phillips
1994 - Andy Taulbee

1995 - Jason Dawsey
1996 - Kris Benson
1997 - Ryan Mottl
1998 - Scott Clackum
1999 - Mike Paradis
2000 - Ryan Mottl
2001 - Steve Reba
2002 - Matt Henrie
Steve Reba
2003 - Patrick Hogan
2004 - Patrick Hogan
2005 - Josh Cribb
2006 - Josh Cribb
2007 - Daniel Moskos
2008 - D.J. Mitchell
2009 - Casey Harman
2010 - Casey Harman
2011 - Justin Sarratt
2012 - Scott Firth
2013 - Daniel Gossett
2014 - Daniel Gossett
2015 - Matthew Crownover
2016 - Pat Krall
2017 - Charlie Barnes
2018 - Ryan Miller
2019 - Mat Clark

TIGER BASEBALL AWARD (Leadership)

1995 - Gary Burnham, OF
Paul Galloway, 3B
1996 - Paul Galloway, 3B
1997 - Jason Embler, 1B
1998 - Derek Borgert, C
1999 - Derek Borgert, C
2000 - Brian Holstad, INF/OF
2001 - Casey Stone, OF
2002 - Michael Johnson, 1B
2003 - Kyle Frank, OF
2004 - Russell Triplett, SS
2005 - Taylor Harbin, 2B
2006 - Brad Chalk, OF
2007 - Taylor Harbin, SS
2008 - Matt Vaughn, P
2009 - Matt Vaughn, P
2010 - Wilson Boyd, OF
2011 - John Hinson, 3B
Phil Pohl, DH
2012 - Phil Pohl, DH
2013 - Matthew Crownover, P
2014 - Tyler Slaton, OF
2015 - Tyler Krieger, INF
2016 - Chris Okey, C
2017 - Andrew Cox, 1B
2018 - Kyle Wilkie, C
2019 - Carson Spiers, P

USA COLLEGIATE NATIONAL TEAM

1979 - Mike Brown, P
1982 - Jimmy Key, P
1987 - Bert Heffernan, C
1988 - Mike Milchin*, P
1994 - Shane Monahan, OF
1995 - Matthew LeCroy, C
1996 - Kris Benson*, P
Billy Koch*, P
Matthew LeCroy*, C
1997 - Ryan Mottl, P
1998 - Patrick Boyd, OF
Ryan Mottl, P
2000 - Jeff Baker, SS
Patrick Boyd, OF
2001 - Jeff Baker, 3B
2006 - Daniel Moskos, P
2009 - Brad Miller, INF
2010 - Brad Miller, INF
2014 - Chris Okey, C
2015 - Chris Okey, C
2016 - Seth Beer, OF
2017 - Seth Beer, OF
Ryley Gilliam, P
* - Olympic Games

WORLD UNIVERSITY GAMES

1977 - Dave Caldwell, OF
Bill Foley, C
2007 - Tyler Colvin, OF

ALL-AMERICA TIGER STATS

RUSTY ADKINS, OF/2B

Second-Team ABCA, 1965; Third-Team ABCA, 1966; First-Team ABCA, 1967													
Year	G	AB	R	H	2B	3B	HR	RBI	SB	BB	SO	Av.	
1965	30	126	30	56	10	4	3	25	12	12	0	.444	
1966	29	121	39	44	5	6	2	17	9	20	7	.364	
1967	38	149	40	50	7	7	6	24	17	27	9	.336	
Totals	97	396	109	150	22	17	11	66	38	59	16	.379	

JASON ANGEL, P

Second-Team Baseball America, 1991													
Year	G	GS	CG	SH	SV	IP	H	R	ER	ERA	SO	BB	W-L
1990	10	1	0	0	0	14.2	14	8	4.91	14	9	2-1	.667
1991	20	16	3	2	0	108.0	75	35	28	2.33	66	36	14-2
1992	18	17	1	0	0	105.1	106	54	40	3.42	76	45	9-3
Totals	48	34	4	2	0	228.0	195	97	76	3.00	156	90	25-6

JEFF BAKER, SS/3B

First-Team Baseball America, 2001; First-Team Collegiate Baseball, 2001; Second-Team ABCA, 2001; Second-Team Sporting News, 2001; Second-Team USA Today, 2001; First-Team Baseball America, 2002; First-Team NCBWA, 2002; Third-Team Collegiate Baseball, 2002													
Year	GP-S	AB	R	H	2B	3B	HR	TB	RBI	SB	BB	SO	Av.
2000	68-67	275	54	86	16	0	11	135	64	4-4	26	54	.313
2001	60-60	233	66	86	13	2	23	172	75	5-9	38	38	.369
2002	68-67	265	71	86	12	2	25	177	87	17-24	40	59	.325
Totals	196-194	773	191	258	41	4	59	484	226	26-37	98	151	.334

CHUCK BALDWIN, 1B

Second-Team ABCA, 1986; Second-Team Baseball America, 1986													
Year	G	AB	R	H	2B	3B	HR	RBI	SB	BB	SO	Av.	
1984	51	194	31	69	12	3	0	33	4-6	13	13	.356	
1985	62	252	39	66	12	3	4	33	3-6	13	21	.262	
1986	63	289	64	107	23	1	16	73	6-8	18	26	.370	
1987	52	200	43	69	15	1	9	45	3-3	17	26	.345	
Totals	228	935	177	311	62	8	29	184	16-23	61	86	.333	

BRIAN BARNES, P

Second-Team Baseball America, 1988; First-Team ABCA, 1989; First-Team Baseball America, 1989													
Year	G	GS	CG	SH	SV	IP	H	R	ER	ERA	SO	BB	W-L
1986	15	10	1	0	1	71.0	57	44	29	3.68	53	61	3-2
1987	18	17	5	1	0	120.2	109	50	41	3.06	112	61	12-3
1988	22	19	6	0	1	137.2	124	74	51	3.33	140	62	13-2
1989	23	19	9	1	1	146.0	89	52	36	2.22	208	66	16-3
Totals	78	65	21	2	3	475.1	379	220	157	2.97	513	250	44-10

SETH BEER, OF

First-Team ABCA, 2016; First-Team Baseball America, 2016; First-Team College Sports Madness, 2016; First-Team D1Baseball, 2016; First-Team NCBWA, 2016; First-Team Perfect Game, 2016; Second-Team Collegiate Baseball, 2016; Second-Team NCBWA, 2017; Third-Team D1Baseball, 2017; First-Team ABCA, 2018; First-Team Baseball America, 2018; First-Team College Sports Madness, 2018; First-Team Collegiate Baseball, 2018; First-Team D1Baseball, 2018; First-Team NCBWA, 2018; Second-Team Perfect Game, 2018													
Year	GP-S	AB	R	H	2B	3B	HR	TB	RBI	SB	BB	SO	Av.
2016	62-62	203	57	75	13	0	18	142	70	1-1	62	27	.369
2017	63-63	218	51	65	17	1	16	132	53	2-3	64	35	.298
2018	63-63	226	64	68	11	0	22	145	54	1-1	54	36	.301
Totals	188-188	647	172	208	41	1	56	419	177	4-5	180	98	.321

KRIS BENSON, P

First-Team ABCA, 1996; First-Team Baseball America, 1996; First-Team Collegiate Baseball, 1996; First-Team NCBWA, 1996; First-Team Sporting News, 1996													
Year	G	GS	CG	SH	SV	IP	H	R	ER	ERA	SO	BB	W-L
1994	17	14	1	0	1	85.0	84	48	40	4.24	73	29	7-3
1995	14	14	0	0	0	78.2	75	44	28	3.20	79	23	8-3
1996	19	19	7	4	0	156.0	109	47	35	2.02	204	27	14-2
Totals	50	47	8	4	1	319.2	268	139	103	2.90	356	79	29-8

PATRICK BOYD, OF

Second-Team Baseball America, 1999; Third-Team NCBWA, 1999													
Year	GP-S	AB	R	H	2B	3B	HR	TB	RBI	SB	BB	SO	Av.
1998	59-59	241	66	83	13	1	8	122	59	11-14	44	46	.344
1999	62-61	246	78	96	22	1	17	171	70	20-25	45	50	.390
2000	69-69	270	50	79	21	4	3	117	49	18-24	44	52	.293
2001	1-1	3	2	1	1	0	0	2	0	0-0	2	0	.333
Totals	191-190	760	196	259	57	6	28	412	178	49-63	135	148	.341

KURT BULTMANN, SS/2B

Second-Team NCBWA, 1999													
Year	GP-S	AB	R	H	2B	3B	HR	TB	RBI	SB	BB	SO	Av.
1996	63-55	194	34	59	10	0	5	84	27	2-4	25	28	.304
1997	60-60	253	69	88	31	1	16	169	61	3-5	30	42	.348
1998	58-58	234	57	70	18	1	10	120	54	2-4	32	32	.299
1999	68-68	272	73	89	23	2	12	152	72	6-7	46	40	.327
Totals	249-241	953	233	306	82	4	43	525	214	13-20	133	142	.321

GARY BURNHAM, OF

Third-Team NCBWA, 1995													
Year	GP-S	AB	R	H	2B	3B	HR	TB	RBI	SB	BB	SO	Av.
1994	15-15	47	9	13	3	0	0	16	9	1-1	13	8	.277
1995	66-66	241	61	83	27	4	8	142	62	5-11	46	29	.344
1996	68-68	241	62	70	24	4	6	120	56	2-6	61	40	.290
1997	64-64	266	83	104	23	2	15	176	82	2-4	37	28	.391
Totals	213-213	795	215	270	77	10	29	454	209	10-22	157	105	.340

GRAYSON BYRD, INF/OF

Third-Team Collegiate Baseball, 2019													
Year	GP-S	AB	R	H	2B	3B	HR	TB	RBI	SB	BB	SO	Av.
2017	57-54	183	22	52	6	1	1	63	20	3-4	16	46	.284
2018	48-39	148	23	36	2	0	9	65	26	3-5	12	36	.243
2019	61-61	250	49	79	16	2	16	147	59	4-7	27	48	.316
Totals	166-154	581	94	167	24	3	26	275	105	10-16	55	130	.287

DAVE CALDWELL, OF

Third-Team ABCA, 1977													
Year	G	AB	R	H	2B	3B	HR	RBI	SB	BB	SO	Av.	
1975	36	125	21	35	7	4	2	23	2	12	20	.280	
1976	50	196	39	63	13	8	9	49	2	36	32	.321	
1977	41	162	43	46	10	0	7	34	6	28	24	.284	
Totals	127	483	103	144	30	12	18	106	10	76	76	.298	

SCOTT CLACKUM, P

Second-Team Collegiate Baseball, 1998; Third-Team Sporting News, 1998													
Year	G	GS	CG	SH	SV	IP	H	R	ER	ERA	SO	BB	W-L
1997	24	0	0	0	4	37.1	34	13	8	1.93	33	14	3-4
1998	23	0	0	0	9	40.2	21	5	5	1.11	42	11	7-1
Totals	47	0	0	0	13	78.0	55	18	13	1.50	75	25	10-5

TY CLINE, OF/P

First-Team ABCA, 1960													
Year	G	AB	R	H	2B	3B	HR	RBI	SB	BB	SO	Av.	
1959	31	135	34	44	7	3	1	22	10	12	11	.326	
1960	22	89	26	31	5	5	0	14	12	13	4	.348	
Totals	53	224	60	75	12	8	1	36	22	25	15	.335	

TYLER COLVIN, OF

First-Team Baseball America, 2006; First-Team NCBWA, 2006; Second-Team ABCA, 2006													
Year	GP-S	AB	R	H	2B	3B	HR	TB	RBI	SB	BB	SO	Av.
2004	52-31	128	21	37	10	0	2	53	19	4-5	11	16	.289
2005	65-65	258	51	73	22	2	5	114	53	12-15	14	31	.283
2006	69-69	281	64	100	22	5	13	171	70	23-27	28	42	.356
Totals	186-165	667	136	210	54	7	20	338	142	39-47	53	89	.315

JOSH CRIBB, P

Second-Team Collegiate Baseball, 2006; Third-Team ABCA, 2006; Third-Team NCBWA, 2006													
Year	G	GS	CG	SH	SV	IP	H	R	ER	ERA	SO	BB	W-L

ALL-AMERICA TIGER STATS

LOGAN DAVIDSON
HAD DOUBLE-
DIGIT HOMERS
AND DOUBLE-
DIGIT STEALS
IN EACH OF HIS
THREE SEASONS
AS A TIGER
DURING HIS ALL-
AMERICA CAREER.



LOGAN DAVIDSON, SS

Third-Team Baseball America, 2018

Year	GP-S	AB	R	H	2B	3B	HR	TB	RBI	SB	BB	SO	Avg.
2017	63-63	241	56	69	9	0	12	114	41	10-13	42	53	.286
2018	63-63	250	60	73	18	0	15	136	46	10-13	43	68	.292
2019	61-61	237	55	69	18	2	15	136	55	17-20	45	61	.291
Totals	187-187	728	171	211	45	2	42	386	142	37-46	130	182	.290

JASON DAWSEY, P

Second-Team Collegiate Baseball, 1995; Third-Team ABCA, 1995; Third-Team NCBWA, 1995

Year	G	GS	CG	SH	SV	IP	H	R	ER	ERA	SO	BB	W-L	Pct.
1993	27	8	2	0	1	77.2	85	42	35	4.06	70	21	5-2	.714
1994	16	15	1	0	0	97.1	108	51	45	4.16	73	21	6-2	.750
1995	19	19	4	2	0	129.1	101	53	40	2.78	133	45	11-4	.733
Totals	62	42	7	2	1	304.1	294	146	120	3.55	276	87	22-8	.733

RUSTY GERHARDT, P

Second-Team ABCA, 1971

Year	G	GS	CG	IP	H	R	ER	ERA	SO	BB	W-L	Pct.
1969	15	15	6	91.0	60	45	35	3.46	99	60	7-3	.700
1970	16	14	8	100.1	47	27	20	1.79	111	51	9-4	.692
1971	16	14	6	108.0	72	34	26	2.17	111	30	11-3	.786
1972	12	12	6	85.0	75	26	21	2.22	61	22	7-4	.636
Totals	59	55	26	384.1	254	132	102	2.39	382	163	34-14	.708

RILEY GILLIAM, P

Second-Team Baseball America, 2018; Second-Team NCBWA, 2018; Third-Team ABCA, 2018

Year	G	GS	CG	SH	SV	IP	H	R	ER	ERA	SO	BB	W-L	Pct.
2016	15	6	0	0	0	31.0	26	22	21	6.10	16	18	3-2	.600
2017	27	0	0	0	0	35.0	29	12	10	2.57	50	14	3-1	.750
2018	27	0	0	0	11	38.1	22	9	6	1.41	54	22	3-3	.500
Totals	69	6	0	0	15	104.1	77	43	37	3.19	120	54	9-6	.600

NICK GLASER, P

Third-Team NCBWA, 2000

Year	G	GS	CG	SH	SV	IP	H	R	ER	ERA	SO	BB	W-L	Pct.
2000	33	0	0	0	15	40.1	38	16	11	2.45	40	29	0-2	.000
2001	18	3	0	0	1	41.1	45	20	18	3.92	44	10	4-3	.571
Totals	51	3	0	0	16	81.2	83	36	29	3.20	84	39	4-5	.444

DANIEL GOSSETT, P

Second-Team Collegiate Baseball, 2014;

Third-Team College Sports Madness, 2014; Third-Team Perfect Game, 2014

Year	G	GS	CG	SH	SV	IP	H	R	ER	ERA	SO	BB	W-L	Pct.
2012	19	10	0	0	2	77.0	62	37	37	4.32	87	39	6-3	.667
2013	16	16	1	1	0	98.1	78	40	28	2.56	91	38	10-4	.714
2014	15	15	2	2	0	107.1	78	25	23	1.93	107	30	7-2	.778
Totals	50	41	3	3	2	282.2	218	102	88	2.80	285	107	23-9	.719

KHALIL GREENE, 3B/SS

First-Team ABCA, 2002; First-Team Baseball America, 2002;

First-Team Collegiate Baseball, 2002; First-Team NCBWA, 2002; First-Team USA Today, 2002

Year	GP-S	AB	R	H	2B	3B	HR	TB	RBI	SB	BB	SO	Avg.
1999	69-68	274	58	98	20	1	8	144	69	9-12	31	6-3	.667
2000	69-69	269	59	98	24	3	5	143	64	12-16	42	39	.364
2001	63-63	241	55	73	18	2	12	131	52	17-21	24	41	.303
2002	71-71	285	93	134	33	1	27	250	91	17-18	46	22	.470
Totals	272-271	1069	265	403	95	7	52	668	276	55-67	143	160	.377

MIKE HAMPTON, 3B

First-Team Collegiate Baseball, 1994; First-Team NCBWA, 1994;

Second-Team ABCA, 1994; Second-Team Baseball America, 1994

Year	GP-S	AB	R	H	2B	3B	HR	TB	RBI	SB	BB	SO	Avg.
1993	46-31	130	29	33	13	2	3	59	22	3-5	13	29	.254
1994	75-75	287	84	109	21	4	11	171	70	39-47	47	43	.380
Totals	121-106	417	113	142	34	6	14	230	92	42-52	60	72	.341

TAYLOR HARBIN, 2B

Second-Team Collegiate Baseball, 2005

Year	GP-S	AB	R	H	2B	3B	HR	TB	RBI	SB	BB	SO	Avg.
2005	66-66	274	64	94	28	4	10	160	63	4-7	12	25	.343
2006	64-64	254	54	81	20	2	9	132	47	13-14	15	21	.319
2007	64-63	253	42	75	19	1	11	129	62	14-18	14	20	.296
Totals	194-193	781	160	250	67	7	30	421	172	31-39	41	66	.320

KRIS HARVEY, DH

First-Team ABCA, 2005; Second-Team Baseball America, 2005; Third-Team NCBWA, 2005

Year	GP-S	AB	R	H	2B	3B	HR	TB	RBI	SB	BB	SO	Avg.
2003	25-13	29	8	8	1	0	2	15	11	0-0	2	4	.276
2004	61-51	209	38	70	16	0	8	110	41	4-8	15	31	.335
2005	65-65	249	61	85	11	0	25	171	70	1-2	16	44	.341
Totals	151-129	487	107	163	28	0	35	296	122	5-10	33	79	.335

BERT HEFFERNAN, C

First-Team ABCA, 1988

Year	G	AB	R	H	2B	3B	HR	RBI	SB	BB	SO	Avg.
1985	65	245	60	85	13	2	9	49	9-13	45	38	.347
1986	61	242	64	80	17	3	8	58	11-15	55	22	.331
1987	65	242	68	81	15	3	4	41	13-19	45	32	.335
1988	68	264	93	89	18	6	6	47	21-24	62	27	.337
Totals	259	993	285	335	63	14	27	195	54-71	207	119	.337

MATT HENRIE, P

Third-Team NCBWA, 2002

Year	G	GS	CG	SH	SV	IP	H	R	ER	ERA	SO	BB	W-L	Pct.
1999	5	0	0	0	0	3.1	6	5	5	13.50	1	6	0-0	----
2001	18	10	0	0	2	67.2	59	32	23	3.06	54	24	6-3	.667
2002	21	18	0	0	1	112.2	112	52	39	3.12	81	25	13-5	.722
Totals	44	28	0	0	3	183.2	177	89	67	3.28	136	55	19-8	.704

DOUG HOFFMAN, OF

First-Team ABCA, 1959

Year	AB	R	H	2B	3B	HR	RBI	SB	BB	SO	Avg.
1957	60	11	9	3	1	2	6	2	14	17	.150
1958	114	23	27	2	2	2	16	4	9	27	.237
1959	105	31	33	3	5	4	25	11	33	22	.314
Totals	279	65	69	8	8	8	47	17	56	66	.247

MICHAEL JOHNSON, 1B

Second-Team ABCA, 2002; Third-Team Collegiate Baseball, 2002

Year	GP-S	AB	R	H	2B	3B	HR	TB	RBI	SB	BB	SO	Avg.
2000	44-32	121	27	37	9	2	3	59	27	2-4	13	34	.306
2001	62-58	218	58	70	13	1	18	139	54	11-11	43	50	.321
2002	71-71	263	62	101	19	1	25	197	81	11-14	50	46	.384
2003	58-58	198	54	67	11	0	12	114	51	1-2	63	38	.338
Totals	235-219	800	201	275	52	4	58	509	213	25-31	169	168	.344

ALL-AMERICA TIGER STATS

BILLY KOCH, P

Second-Team NCBWA, 1996

Year	G	GS	CG	SH	SV	IP	H	R	ER	ERA	SO	BB	W-L	Pct.
1994	16	14	1	0	0	78.0	72	57	40	4.62	75	34	4-2	.667
1995	16	14	0	0	0	87.0	70	45	36	3.72	111	37	7-2	.778
1996	19	16	2	0	1	111.2	73	46	39	3.14	152	60	10-5	.667
Totals	51	44	3	0	1	276.2	215	148	115	3.74	338	131	21-9	.700

BRIAN KOWITZ, OF

Second-Team Baseball America, 1990

Year	G	AB	R	H	2B	3B	HR	RBI	SB	BB	SO	Avg.
1988	60	179	30	49	16	1	2	21	16-19	20	21	.274
1989	68	267	61	72	15	4	4	43	26-29	46	27	.270
1990	66	253	87	102	22	6	3	60	34-42	44	20	.403
Totals	194	699	178	223	53	11	9	124	76-90	110	68	.319

PAT KRALL, P

First-Team Perfect Game, 2016; Second-Team NCBWA, 2016;
Third-Team Baseball America, 2016; Third-Team Collegiate Baseball, 2016

Year	G	GS	CG	SH	SV	IP	H	R	ER	ERA	SO	BB	W-L	Pct.
2015	27	0	0	0	3	38.0	32	22	17	4.03	38	11	2-4	.333
2016	29	3	1	0	5	80.2	58	18	15	1.67	65	17	10-2	.833
Totals	56	3	1	0	8	118.2	90	40	32	2.43	103	28	12-6	.667

JOE LANDRUM, P

First-Team ABCA, 1947

Year	IP	H	R	ER	ERA	SO	BB	W-L	Pct.
1946	104.0	72	31	12	1.04	97	22	10-2	.833
1947	117.0	90	48	29	2.23	98	18	12-2	.857
Totals	221.0	162	79	41	2.18	195	40	22-4	.846

MATTHEW LECROY, C

Second-Team ABCA, 1996; Second-Team NCBWA, 1996;
First-Team Baseball America, 1997; First-Team NCBWA, 1997; Second-Team ABCA, 1997;
Second-Team Collegiate Baseball, 1997; Second-Team Sporting News, 1997

Year	GP-S	AB	R	H	2B	3B	HR	TB	RBI	SB	BB	SO	Avg.
1995	68-68	255	55	85	18	0	15	148	72	0-4	34	57	.333
1996	67-67	244	61	77	18	0	14	137	57	3-4	44	35	.316
1997	64-64	237	62	85	12	1	24	171	79	5-7	53	34	.359
Totals	199-199	736	178	247	48	1	53	456	208	8-15	131	126	.336

DAVE LYNN, C

Third-Team ABCA, 1960

Year	G	AB	R	H	2B	3B	HR	RBI	SB	BB	SO	Avg.
1959	1	2	1	1	0	0	1	2	0	1	0	.500
1960	22	89	21	32	3	2	8	31	1	8	10	.360
1961	22	72	20	24	4	0	6	21	1	22	13	.333
Totals	45	163	42	57	7	2	15	54	2	31	23	.350

ERIC MACRINA, DH

Second-Team ABCA, 1991; Third-Team Collegiate Baseball, 1991

Year	GP-S	AB	R	H	2B	3B	HR	TB	RBI	SB	BB	SO	Avg.
1988	25-11	46	8	8	3	0	3	20	6	1-1	8	10	.174
1989	54-39	152	35	40	8	4	6	74	33	3-5	18	42	.263
1990	53-50	189	38	64	11	1	18	131	69	1-2	24	44	.339
1991	69-68	260	67	87	18	1	24	179	84	3-4	37	69	.335
Totals	201-168	647	148	199	40	6	51	404	192	8-12	87	165	.308

BRAD McCANN, 3B

Third-Team Baseball America, 2004

Year	GP-S	AB	R	H	2B	3B	HR	TB	RBI	SB	BB	SO	Avg.
2003	60-60	251	44	87	21	1	9	137	67	2-4	12	43	.347
2004	63-63	253	64	96	20	0	16	164	65	6-10	36	43	.379
Totals	123-123	504	108	183	41	1	25	301	132	8-14	48	86	.363

JIM McCOLLOM, 1B

Third-Team ABCA, 1985

Year	G	AB	R	H	2B	3B	HR	RBI	SB	BB	SO	Avg.
1982	56	186	41	50	9	2	11	37	1-2	26	30	.269
1983	51	190	50	66	15	4	9	51	5-6	25	26	.347
1984	55	203	53	71	13	2	11	54	7-7	32	25	.350
1985	64	251	59	98	19	4	21	76	7-11	33	23	.390
Totals	226	830	203	285	56	12	52	218	20-26	116	104	.343

BILLY McMILLON, OF/1B

First-Team NCBWA, 1993

Year	GP-S	AB	R	H	2B	3B	HR	TB	RBI	SB	BB	SO	Avg.
1991	65-54	202	75	79	26	4	10	143	48	12-17	41	21	.391
1992	32-32	113	34	42	8	3	4	68	27	6-11	21	22	.372
1993	57-57	212	64	80	21	1	5	118	30	11-17	47	30	.377
Totals	154-143	527	173	201	55	8	19	329	105	29-45	109	73	.381

BILLY KOCH
(CENTER)
JOINED KRIS
BENSON
(LEFT) AND
KEN VINING
(RIGHT)
AS ALL-
AMERICANS
IN 1996.



ALL-AMERICA TIGER STATS

BRAD MILLER, SS

First-Team ABCA, 2011; First-Team Baseball America, 2011; First-Team Collegiate Baseball, 2011; Second-Team NCBWA, 2011; Second-Team Perfect Game, 2011

Year	GP-GS	AB	R	H	2B	3B	HR	TB	RBI	SB	BB	SO	Avg.
2009	66-66	238	49	65	6	1	3	82	36	16-21	53	35	.273
2010	69-69	252	71	90	19	4	8	141	49	9-11	50	43	.357
2011	56-54	195	53	77	11	3	5	109	50	21-26	40	34	.395
Totals	191-189	685	173	232	36	8	16	332	135	46-58	143	112	.339

DAVID MILLER, 1B/OF

Second-Team ABCA, 1995; Second-Team NCBWA, 1995;

Third-Team Baseball America, 1995; Third-Team Collegiate Baseball, 1995

Year	GP-GS	AB	R	H	2B	3B	HR	TB	RBI	SB	BB	SO	Avg.
1993	44-18	85	12	23	3	1	0	28	12	1-1	4	11	.271
1994	71-71	288	52	90	13	4	1	114	59	23-31	36	31	.313
1995	68-68	271	79	103	14	10	9	164	78	27-32	44	36	.380
Totals	183-157	644	143	216	30	15	10	306	149	51-64	84	78	.335

SHANE MONAHAN, OF

First-Team ABCA, 1994; First-Team Baseball America, 1994; First-Team NCBWA, 1994;

Second-Team Collegiate Baseball, 1994; First-Team Collegiate Baseball, 1995;

First-Team NCBWA, 1995; Second-Team ABCA, 1995; Second-Team Baseball America, 1995

Year	GP-S	AB	R	H	2B	3B	HR	TB	RBI	SB	BB	SO	Avg.
1993	65-65	253	56	94	15	7	9	150	64	17-21	20	49	.372
1994	75-75	330	97	137	23	9	11	211	53	23-31	36	33	.415
1995	67-67	273	82	106	22	5	12	174	52	21-28	44	37	.388
Totals	207-207	856	235	337	60	21	32	535	169	61-80	100	119	.394

RYAN MOTT, P

Third-Team NCBWA, 1998

Year	G	GS	CG	SH	SV	IP	H	R	ER	ERA	SO	BB	W-L	Pct.
1997	16	16	2	0	0	106.2	113	63	56	4.73	99	33	10-3	.769
1998	16	16	1	0	0	101.0	101	62	54	4.81	96	31	9-4	.692
1999	19	17	1	0	0	99.2	120	82	68	6.14	84	53	4-8	.333
2000	21	19	2	1	0	107.0	103	52	44	3.70	81	28	10-4	.714
Totals	72	68	6	1	0	414.1	437	259	222	4.82	360	145	33-19	.635

KEVIN NORTHRUP, OF

Second-Team ABCA, 1992; Second-Team Baseball America, 1992;

Third-Team Collegiate Baseball, 1992

Year	GP-S	AB	R	H	2B	3B	HR	TB	RBI	SB	BB	SO	Avg.
1989	35-14	66	12	14	2	0	1	20	5	3-5	16	19	.212
1990	53-46	173	35	53	10	0	7	84	33	12-12	15	28	.306
1991	67-66	254	72	89	20	9	5	142	48	21-22	31	32	.350
1992	64-64	249	67	95	23	2	9	149	64	47-55	51	31	.382
Totals	219-190	742	186	251	55	11	22	395	150	83-94	113	110	.338

BILLY O'DELL, P

Second-Team ABCA, 1954

Year	G	GS	CG	IP	H	R	ER	ERA	BB	SO	W-L	Pct.
1952	10	7	4	56.0	48	36	18	2.89	16	81	5-2	.714
1953	11	8	6	72.1	25	22	11	1.36	32	108	6-3	.667
1954	14	11	9	91.1	56	26	8	0.79	35	111	8-3	.727
Totals	35	26	19	219.2	129	84	37	1.51	83	300	19-8	.704

CHRIS OKEY, C

First-Team NCBWA, 2015; First-Team Perfect Game, 2015;

Second-Team Collegiate Baseball, 2015; Third-Team Baseball America, 2015;

First-Team NCBWA, 2016; Second-Team Baseball America, 2016;

Second-Team Collegiate Baseball, 2016; Second-Team Perfect Game, 2016;

Third-Team College Sports Madness, 2016; Third-Team D1Baseball, 2016

Year	GP-S	AB	R	H	2B	3B	HR	TB	RBI	SB	BB	SO	Avg.
2014	61-61	226	27	56	9	1	4	79	41	3-5	22	33	.248
2015	61-61	235	50	74	16	1	12	128	57	3-3	27	49	.315
2016	64-64	239	61	81	16	2	15	146	74	4-7	51	54	.339
Totals	186-186	700	138	211	41	4	31	353	172	10-15	100	136	.301

KYLE PARKER, OF/1B

First-Team Ping!Baseball, 2010; Second-Team Baseball America, 2010;

Second-Team NCBWA, 2010; Third-Team ABCA, 2010

Year	GP-S	AB	R	H	2B	3B	HR	TB	RBI	SB	BB	SO	Avg.
2008	57-55	211	44	64	12	0	14	118	50	2-3	32	48	.303
2009	63-60	231	48	59	7	0	12	102	52	6-6	29	52	.255
2010	67-67	247	85	85	15	1	20	162	64	4-6	56	60	.344
Totals	187-182	689	177	208	34	1	46	382	166	12-15	117	160	.302

CHAD PHILLIPS, P/OF

Third-Team NCBWA, 1993

Year	G	GS	CG	SH	SV	IP	H	R	ER	ERA	SO	BB	W-L	Pct.
1990	15	0	0	0	2	25.0	24	13	11	3.96	17	5	1-0	1.000
1991	13	3	0	0	2	37.2	40	23	16	3.82	25	16	1-0	1.000
1992	13	1	0	0	3	34.0	32	18	16	4.24	29	11	3-1	.750
1993	16	15	1	0	0	90.2	93	35	30	2.98	69	24	12-2	.857
Totals	57	19	1	0	7	187.1	189	89	73	3.51	140	56	17-3	.850

Year	GP-S	AB	R	H	2B	3B	HR	TB	RBI	SB	BB	SO	Avg.
1990	38-9	44	6	13	5	0	0	18	4	1-1	8	4	.295
1991	45-12	63	15	25	3	0	1	31	14	3-4	11	3	.397
1992	43-40	153	25	44	8	3	2	64	25	6-7	8	25	.288
1993	42-21	42	5	12	3	0	1	18	5	0-0	1	5	.286
Totals	168-82	302	51	94	19	3	4	131	48	10-12	28	37	.311

STEVE REBA, P

Third-Team ABCA, 2001; Third-Team Collegiate Baseball, 2001; Second-Team NCBWA, 2002;

Third-Team ABCA, 2002; Third-Team Collegiate Baseball, 2002

Year	G	GS	CG	SH	SV	IP	H	R	ER	ERA	SO	BB	W-L	Pct.
1999	21	7	0	0	0	56.2	78	49	47	7.46	45	34	5-4	.555
2000	19	2	0	0	2	42.0	33	16	13	2.79	33	15	3-0	1.000
2001	18	17	2	1	0	108.0	84	39	31	2.58	103	31	12-3	.800
2002	20	19	1	0	0	112.2	121	67	55	4.39	82	44	13-4	.765
Totals	78	45	3	1	2	319.1	316	171	146	4.11	263	124	33-11	.750

REED ROHLMAN, OF

Third-Team College Sports Madness, 2015;

Second-Team College Sports Madness, 2017; Second-Team Collegiate Baseball, 2017

Year	GP-S	AB	R	H	2B	3B	HR	TB	RBI	SB	BB	SO	Avg.
2015	61-59	236	43	84	17	0	3	110	58	3-5	23	35	.356
2016	64-64	248	40	68	21	0	2	95	43	1-3	33	43	.274
2017	62-56	227	44	82	21	1	6	123	34	1-5	26	33	.361
Totals	187-179	711	127	234	59	1	11	328	135	5-13	82	111	.329

KURT SEIBERT, SS

Third-Team ABCA, 1976

Year	G	AB	R	H	2B	3B	HR	RBI	SB	BB	SO	Avg.
1974	28	95	22	30	3	2	0	13	4	17	9	.316
1975	43	153	48	49	8	2	0	13	21	39	17	.320
1976	44	160	43	55	5	2	2	13	13	50	12	.344
Totals	115	408	113	134	16	6	2	39	38	106	38	.328

RICHIE SHAFFER, 3B/1B

First-Team Perfect Game, 2012; Third-Team ABCA, 2012; Third-Team Collegiate Baseball, 2012

Year	GP-S	AB	R	H	2B	3B	HR	TB	RBI	SB	BB	SO	Avg.
2010	48-44	158	45	51	11	0	7	83	36	2-2	18	36	.323
2011	63-63	222	62	70	15	2	13	128	55	8-9	44	53	.315
2012	63-63	232	49	78	21	2	10	133	46	8-10	63	53	.336
Totals	174-170	612	156	199	47	4	30	344	137	18-21	125	142	.325

BILL SPIERS, SS

First-Team Sporting News, 1987

Year	G	AB	R	H	2B	3B	HR	RBI	SB	BB	SO	Avg.
1985	47	171	31	65	10	1	0	22	9	9	10	.380
1986	62	258	73	83	11	5	12	53	35	35	40	.322
1987	64	252	65	73	13	11	5	44	16	31	26	.290
Totals	173	681	169	221	34	17	17	119	60	75	76	.325

CASEY STONE, OF

Third-Team NCBWA, 2001

|--|

ALL-AMERICANS

ABCA

Year	Player	Pos.	*T
1947	Joe Landrum	P	1
1954	Billy O'Dell	P	2
1959	Doug Hoffman	OF	1
1960	Ty Cline	OF	1
	Dave Lynn	C	3
1965	Rusty Adkins	OF	2
1966	Rusty Adkins	2B	3
1967	Rusty Adkins	2B	1
1971	Rusty Gerhardt	P	2
1975	Denny Walling	OF	1
1976	Kurt Seibert	SS	3
1977	Dave Caldwell	OF	3
1980	Tim Teufel	2B	1
1985	Jim McCollom	1B	3
1986	Chuck Baldwin	1B	2
1988	Bert Heffernan	C	1
1989	Brian Barnes	P	1
1991	Jim Crowley	2B	1
	Eric Macrina	DH	2
1992	Kevin Northrup	OF	2
1994	Shane Monahan	OF	1
	Mike Hampton	3B	2
1995	Scott Winchester	P	1
	David Miller	1B	2
	Shane Monahan	OF	2
	Jason Dawsey	P	3
1996	Kris Benson	P	1
	Matthew LeCroy	C	2
1997	Matthew LeCroy	C	2
2001	Jeff Baker	3B	2

	Steve Reba	P	3
2002	Khalil Greene	SS	1
	Michael Johnson	1B	2
	Steve Reba	P	3
2005	Kris Harvey	DH	1
2006	Tyler Colvin	OF	2
	Andy D'Alessio	1B	2
	Josh Cribb	P	3
2010	Kyle Parker	OF	3
2011	Brad Miller	SS	1
2012	Richie Shaffer	3B	3
2015	Matthew Crowover	P	3
2016	Seth Beer	OF	1
2018	Seth Beer	OF	1
	Ryley Gilliam	P	3

ACADEMIC

Year	Player	Pos.	*T
1995	Paul Galloway	3B	1
2011	Phil Pohl	DH	3
2012	Phil Pohl	DH	1
2019	Logan Davidson	SS	1

BASEBALL AMERICA

Year	Player	Pos.	*T
1986	Chuck Baldwin	1B	2
1988	Brian Barnes	P	2
1989	Brian Barnes	P	1
1990	Brian Kowitz	OF	2
1991	Jason Angel	P	2
	Jim Crowley	2B	2
1992	Kevin Northrup	OF	2

1994	Shane Monahan	OF	1
	Mike Hampton	3B	2
1995	Shane Monahan	OF	2
	Scott Winchester	P	2
	David Miller	1B	3
1996	Kris Benson	P	1
	Ken Vining	P	3
1997	Matthew LeCroy	C	1
1999	Patrick Boyd	OF	2
2001	Jeff Baker	3B	1
2002	Jeff Baker	3B	1
	Khalil Greene	SS	1
2004	Brad McCann	3B	3
2005	Kris Harvey	DH	2
2006	Tyler Colvin	OF	1
	Andy D'Alessio	1B	3
2010	Kyle Parker	OF	2
2011	Brad Miller	SS	1
2015	Matthew Crowover	P	3
	Chris Okey	C	3
2016	Seth Beer	OF	1
	Chris Okey	C	2
	Pat Krall	P	3
2018	Seth Beer	OF	1
	Ryley Gilliam	P	2
	Logan Davidson	SS	3

COLLEGE BASEBALL FOUNDATION

Year	Player	Pos.	*T
2006	Andy D'Alessio	1B	1

COLLEGE SPORTS MADNESS

Year	Player	Pos.	*T
2014	Daniel Gossett	P	3
2015	Matthew Crowover	P	1
	Reed Rohlman	OF	3
2016	Seth Beer	OF	1
	Chris Okey	C	3
2017	Reed Rohlman	OF	2
2018	Seth Beer	OF	1

COLLEGIATE BASEBALL

Year	Player	Pos.	*T
1991	Eric Macrina	DH	3
1992	Kevin Northrup	OF	3
1994	Mike Hampton	3B	1
	Shane Monahan	OF	2
1995	Shane Monahan	OF	1
	Scott Winchester	P	1
	Jason Dawsey	P	2
	David Miller	1B	3
1996	Kris Benson	P	1
1997	Matthew LeCroy	C	2
1998	Scott Clackum	P	2
2001	Jeff Baker	3B	1
	Steve Reba	P	3
2002	Khalil Greene	SS	1
	Jeff Baker	3B	3
	Michael Johnson	1B	3
	Steve Reba	P	3
2005	Taylor Harbin	2B	2
2006	Josh Cribb	P	2
	Andy D'Alessio	1B	3
2011	Brad Miller	SS	1
2012	Richie Shaffer	3B	3
2014	Daniel Gossett	P	2
2015	Matthew Crowover	P	1
	Chris Okey	C	2
2016	Seth Beer	OF	2
	Chris Okey	C	2
	Pat Krall	P	3
2017	Reed Rohlman	OF	2
2018	Seth Beer	OF	1
2019	Grayson Byrd	OF	3

D1BASEBALL

Year	Player	Pos.	*T
2015	Matthew Crowover	P	3
2016	Seth Beer	OF	1
	Chris Okey	C	3
2017	Seth Beer	OF	3
2018	Seth Beer	OF	1

FRESHMAN

Year	Player	Pos.
1991	Billy McMillon	OF
1993	Shane Monahan	1B
	Scott Winchester	P
1995	Matthew LeCroy	C
1997	Ryan Mottl	P
1998	Patrick Boyd	OF
1999	Khalil Greene	3B
2000	Jeff Baker	SS
	Jarrod Schmidt	P
2003	Robert Rohrbaugh	P
2005	Brad Chalk	OF
	Taylor Harbin	2B
2008	Kyle Parker	OF/INF
2011	Kevin Pohle	P
2013	Matthew Crowover	P
	Steven Duggar	OF
2015	Reed Rohlman	OF
2016	Seth Beer	OF
2017	Logan Davidson	SS
2018	Spencer Strider	P
2019	Davis Sharpe	UT

NCBWA

Year	Player	Pos.	*T
1993	Billy McMillon	OF	1
	Chad Phillips	P	3
1994	Mike Hampton	3B	1
	Shane Monahan	OF	1
1995	Shane Monahan	OF	1
	David Miller	1B	2
	Gary Burnham	OF	3
	Jason Dawsey	P	3
1996	Kris Benson	P	1
	Billy Koch	P	2
	Matthew LeCroy	C	2

NATIONAL POTY

ABCA

2002 - Khalil Greene, SS

BASEBALL AMERICA

1996 - Kris Benson, P
2002 - Khalil Greene, SS

COLLEGIATE BASEBALL

1996 - Kris Benson, P
2002 - Khalil Greene, SS

DICK HOWSER TROPHY

1996 - Kris Benson, P
2002 - Khalil Greene, SS
2016 - Seth Beer, OF

GOLDEN SPIKES AWARD

2002 - Khalil Greene, SS

ROTARY SMITH AWARD

1996 - Kris Benson, P
2002 - Khalil Greene, SS

	Ken Vining	P	3
1997	Matthew LeCroy	C	1
1998	Ryan Mottl	P	3
1999	Kurt Bultmann	2B	2
	Patrick Boyd	OF	3
2000	Nick Glaser	P	3
2001	Jeff Baker	3B	2
	Casey Stone	OF	3
2002	Jeff Baker	3B	1
	Khalil Greene	SS	1
	Steve Reba	P	2
	Matt Henrie	P	3
2005	Kris Harvey	DH	3
2006	Tyler Colvin	OF	1
	Andy D'Alessio	1B	1
	Josh Cribb	P	3
2010	Kyle Parker	OF	2
2011	Brad Miller	SS	2
2015	Chris Okey	C	1
	Matthew Crowover	P	2
2016	Seth Beer	OF	1
	Chris Okey	C	1
	Pat Krall	P	2
2017	Seth Beer	OF	2
2018	Seth Beer	OF	1
	Ryley Gilliam	P	2

NSCA

Year	Player	Pos.	*T
2018	Ryley Gilliam	P	1

PERFECT GAME

Year	Player	Pos.	*T
2011	Brad Miller	SS	2
2012	Richie Shaffer	3B	1
2014	Daniel Gossett	P	3
2015	Matthew Crowover	P	1
	Chris Okey	C	1
2016	Seth Beer	OF	1
	Pat Krall	P	1
	Chris Okey	C	2
2018	Seth Beer	OF	2

PING!BASEBALL

Year	Player	Pos.	*T
2010	Kyle Parker	OF	1

SPORTING NEWS

Year	Player	Pos.	*T
1975	Denny Walling	OF	1
1980	Tim Teufel	2B	1
1987	Bill Spiers	SS	1
1997	Matthew LeCroy	C	2
1998	Scott Clackum	P	3

Note: No team picked from 1991-96,02-19.

USA TODAY

Year	Player	Pos.	*T
2002	Khalil Greene	SS	1

* - team



DANIEL GOSSETT WAS AN ALL-AMERICAN IN 2014.

ALL-ACC SELECTIONS

Year	Player, Pos.	Team
1954	Roy Coker, UT	1
	Doug Kingsmore, OF	1
	Wyman Morris, 3B	1
	Billy O'Dell, P	1
	Bobby Morris, C	2
1955	Bill Barnett, OF	2
1958	Harold Stowe, P	1
	Bailey Hendley, OF	2
	Bud Spiers, SS	2
1959	Doug Hoffman, OF	1
	Larry Bagwell, UT	2
	Fred DeBerry, 1B	2
	Bailey Hendley, OF	2
	Harold Stowe, P	2
1960	Ty Cline, OF	1
	Bailey Hendley, UT	1
	Dave Lynn, C	1
1961	Elmo Lam, SS	2
	Dave Lynn, C	2
1962	Gene Harbeson, C	1
	Johnny Jones, OF	1
	Joey Taylor, OF	1
	Elmo Lam, SS	2
	Nicky Lomax, OF	2
1963	Pete Ayoub, 2B	1
	Mike Bohonak, OF	1
	Dave Ellisor, 3B	1
	Johnny Jones, OF	1
	Elmo Lam, SS	1
	Gene Harbeson, C	2
	Damon Vincent, P	2
1964	Ben Marsella, 3B	1
	Tommy Chapman, P	2
	Buddy Nixon, 1B	2
	George Sutton, OF	2
1965	Rusty Adkins, OF	1
	Tommy Chapman, P	1
	Lawton Cowart, 3B	1
	Jack McCall, SS	1
1966	Rusty Adkins, 2B	1
	Lawton Cowart, 3B	1
	Jack McCall, SS	1
	George Sutton, OF	1
	Eddie Barbary, C	2
	Charlie Watson, P	2
1967	Rusty Adkins, 2B	1
	Garry Helms, SS	1
	Bill Parmer, P	2
1968	Randy Bray, SS	2
	John Curtis, P	2
1969	Randy Bray, SS	2
	Rusty Gerhardt, P	2
	Don Russell, 3B	2
	Craig White, OF	2
1970	Rusty Gerhardt, P	1
	Randy Bray, 2B	2
	Eddie Holland, C	2
	Craig White, OF	2
1971	Rusty Gerhardt, P	1
	Johnny Severs, OF	1
	Craig White, OF	1
1972	Rusty Gerhardt, P	1
	Calvin Weeks, OF	1
	Kenny Bagwell, 2B	2
	Lin Hamilton, C	2
	Smiley Sanders, OF	2
1973	Lindsay Graham, P	1
	Lin Hamilton, C	1
	Richard Haynes, 2B	1
	Smiley Sanders, OF	1
	Craig White, OF	1
	Steve Cline, P	2
1974	Steve Cline, P	1
	Lin Hamilton, C	1
	Mike Pulaski, OF	1
	Smiley Sanders, OF	1
	Richard Haynes, 2B	2
1975	Kurt Seibert, SS	1
	Denny Walling, OF	1
	Billy Wingo, 2B	1
	Pat Fitzsimmons, 3B	2
	Steve Tucker, OF	2
1976	Dave Caldwell, OF	1
	Bill Foley, C	1
	Chuck Porter, P	1
	Kurt Seibert, SS	1
	Steve Tucker, OF	1
	Gary Fahrney, 1B	2



NICKY LOMAX WAS AN ALL-ACC OUTFIELDER IN 1962.

	Ron Musselman, P	2		Bob Paulling, 1B	2		Kevin Northrup, OF	2
1977	Robert Bonnette, SS	1		Scott Powers, SS	2		Michael Spiers, OF	2
	Dave Caldwell, OF	1	1985	Jim McCollom, 1B	1	1992	Kevin Northrup, OF	1
	Bill Foley, C	1		John Jay, DH	2		Ted Corbin, SS	2
	Ron Musselman, P	1	1986	Chuck Baldwin, 1B	1		Keith Williams, OF	2
	Neil Simons, OF	1		Randy Mazey, OF	1	1993	Billy McMillon, OF	1
	Billy Wingo, 2B	1		Steve Baucom, 3B	2		Keith Williams, OF	1
1978	Robert Bonnette, SS	1		Bert Heffernan, C	2		Jeff Morris, 2B	2
	Neil Simons, OF	1	1987	Steve Baucom, 3B	1	1994	Mike Hampton, 3B	1
	Mike Brown, P	2		Bert Heffernan, C	1		Shane Monahan, OF	1
	Steve Nilsson, 1B	2		Randy Mazey, OF	1		Scott Winchester, P	2
	Pete Peltz, 3B	2		Bill Spiers, SS	1	1995	Jason Dawsey, P	1
	Billy Weems, OF	2		Henry Threadgill, 2B	2		David Miller, 1B	1
1979	Robbie Allen, SS	1	1988	Brian Barnes, P	1		Shane Monahan, OF	1
	Tony Masone, OF	1		Rusty Charpia, SS	1		Scott Winchester, P	1
	Neil Simons, OF	1		Bert Heffernan, C	1		Paul Galloway, 3B	2
	Mike Sullivan, P	1		Jerry Brooks, 3B	2	1996	Kris Benson, P	1
	Robert Bonnette, 3B	2		Mike Couture, DH	2		Matthew LeCroy, C	1
	Dave Buffamoyer, DH	2		Randy Mazey, OF	2		Gary Burnham, OF	2
1980	Mike Brown, P	1		Mike Milchin, 1B	2		Paul Galloway, 3B	2
	Neil Simons, OF	1		Henry Threadgill, 2B	2	1997	Matthew LeCroy, C	1
	Tim Teufel, 2B	1	1989	Brian Barnes, P	1		Ryan Mottl, P	1
	Robbie Allen, SS	2		Henry Threadgill, 2B	1		Gary Burnham, OF	2
1981	Mike Mahoney, OF	1		Mike Couture, C	2		Jason Embler, 1B	2
	Glenn Gallagher, OF	2		Jim Crowley, 3B	2	1998	Kurt Bultmann, 2B	1
	Craig Roberson, 3B	2		Brian Kowitz, OF	2		Scott Clackum, P	1
1982	Jeff Gilbert, P	1		Mike Milchin, 1B	2		Matt Padgett, OF	1
	Jimmy Key, DH	1	1990	Brian Kowitz, OF	1		Patrick Boyd, OF	2
	Jimmy Key, P	1		Jim Crowley, 3B	2		Jason Harris, 1B	2
	Steve Van Dyke, C	2		Joe DeBerry, DH	2		Ryan Mottl, P	2
1983	Bob Paulling, 1B	1		Eric Macrina, UT	2	1999	Patrick Boyd, OF	1
	Ricky Hester, OF	2		Tim Rigbsy, SS	2		Jason Harris, 1B	2
	Jim McCollom, DH	2	1991	Jason Angel, P	1		Mike Paradis, P	2
	Frank Russ, 2B	2		Jim Crowley, 2B	1	2000	Nick Glaser, RP	2
	Brooks Shumake, OF	2		Eric Macrina, 1B	1		Khalil Greene, 3B	2
1984	Jim McCollom, DH	1		Billy McMillon, OF	1		Jarrod Schmidt, SP	2
	Brooks Shumake, OF	1		Todd Stefan, SS	1	2001	Jeff Baker, 3B	1

	Khalil Greene, SS	1
	Steve Reba, P	1
	Jarrod Schmidt, DH	1
	Ryan Riley, 2B	2
	Casey Stone, OF	2
2002	Khalil Greene, SS	1
	Michael Johnson, 1B	1
	Steve Reba, SP	1
	Jeff Baker, 3B	2
	Matt Henrie, SP	2
	Russell Triplett, UT	2
2003	Michael Johnson, 1B	1
	Brad McCann, 3B	2
	David Slevin, 2B	2
	Russell Triplett, SS	2
2004	Kris Harvey, DH/UT	1
	Patrick Hogan, RP	2
	Brad McCann, 3B	2
	Lou Santangelo, C	2
2005	Taylor Harbin, 2B	1
	Kris Harvey, DH	1
	Stephen Faris, SP	2
2006	Josh Cribb, SP	1
	Andy D'Alessio, 1B	1
	Jason Berken, SP	2
	Tyler Colvin, OF	2
2007	Marquez Smith, 3B	1
	Brad Chalk, OF	2
	Taylor Harbin, SS	2
	Daniel Moskos, SP	2
2008	D.J. Mitchell, SP	1
	Kyle Parker, DH/UT	1
2009	Jeff Schaus, OF	1
2010	Kyle Parker, OF	1
	Mike Freeman, 2B	2
	Jeff Schaus, OF	2
2011	Brad Miller, SS	1
	Richie Shaffer, 1B	1
	Will Lamb, OF	2
	Phil Pohl, DH/UT	2
	Jeff Schaus, OF	2
2012	Phil Pohl, DH/UT	1
	Richie Shaffer, 3B	1
	Thomas Brittle, OF	2
	Steve Wilkerson, 2B	2
2013	Daniel Gossett, SP	2
	Shane Kennedy, DH/UT	2
	Steve Wilkerson, 2B	2
2014	Daniel Gossett, SP	1
	Garrett Boulware, DH/UT	2
	Tyler Krieger, SS	2
	Steve Wilkerson, 2B	2
	Jay Baum, OF	3
	Matthew Crownover, SP	3
	Steven Duggar, OF	3
2015	Matthew Crownover, SP	1
	Chris Okey, C	1
	Tyler Krieger, DH/UT	2
	Reed Rohlman, OF	2
	Steven Duggar, OF	3
	Eli White, SS	3
2016	Seth Beer, OF	1
	Chris Okey, C	1
	Pat Krall, RP	2
	Seth Beer, OF	F
2017	Reed Rohlman, OF	1
	Seth Beer, OF	2
	Pat Krall, SP	2
	Charlie Barnes, SP	3
	Andrew Cox, 1B	3
	Chase Pinder, OF	3
	Logan Davidson, SS	F
2018	Seth Beer, OF	1
	Ryley Gilliam, RP	1
	Logan Davidson, SS	2
	Grayson Byrd, DH/UT	3
	Kyle Wilkie, C	3
	Chris Williams, 1B	3
	Spencer Strider, P	F
2019	Grayson Byrd, OF	1
	Logan Davidson, SS	2
	Davis Sharpe, SP	2
	Mat Clark, SP	3
	Carson Spiers, RP	3
	Kyle Wilkie, C	3
	Davis Sharpe, SP/DH	F

F - All-ACC Freshman selection

ACC ACADEMIC HONOR ROLL MEMBERS

1957	Carol Brown Sam Gambrell Harold Lingerfelt	1979	Alan Armour Jody Burttram Doug Gray Billy Trapp	1992	Fred Daniels Jamie Eggleston Billy McMillon Scott Melzer		Jesse Douglass Brian Ellis Mike Paradis Grant Redding		Jarrold Schmidt Josh Cribb Herman Demmink		Mike Freeman David Haselden Ryan Hinson
1959	Clayton Lowder		Billy Trapp		Scott Melzer		Doug Roper		Jess Easterling		Will Lamb
1960	David Sprouse	1980	Greg Guin Neil Simons Billy Trapp		Jeff Miller Jeff Morris Andy Taulbee		Justin Singleton Henri Stanley Jeff Vessell		Kyle Frank Zane Green Paul Harrelson		Clinton McKinney Brad Miller Richard Mounce
1961	David Sprouse		Billy Trapp		Jeff Morris		Chad Bendinelli		Paul Harrelson		Phil Pohl
1962	Damon Vincent	1981	Alan Armour Jody Burttram Jeff Gilbert	1993	Jason Dawsey Mike Eydenberg Paul Galloway	2000	Paul Harrelson Collin Mahoney Gene Pierce		Jeff Hourigan Ryan Hub John Ingram		Justin Sarratt Jason Stolz Graham Stoneburner
1963	Greg Casey Elmo Lam Damon Vincent David Wrenn		Mike Mahoney		Jeff Keppen		Mike Henri		Steven Jackson		Josh Thraillkill
1965	David Wrenn	1982	Jeff Gilbert Frank Russ Craig Roberson		Scott Melzer Hoby Mork Jeff Morris		Brian Holstad B.J. LaMura Spencer Lindsay		Collin Mahoney Gene Pierce		Matt Vaughn Adam Ward Scott Weismann
1966	John Dinneen Jack McCall Pete Myers	1983	Jeff Gilbert Tom Mallon Craig Roberson	1994	Eric DeMoura Jamie Eggleston Mike Eydenberg		Mike Proto		Jason Berken Josh Cribb Andy D'Alessio	2010	Wilson Boyd Kevin Brady Kevin Caughman
1967	Bill Bonekat John Dinneen Bob Lowell Pete Myers		Tom Mallon		Paul Galloway		Jarrold Schmidt Justin Singleton Henri Stanley		Herman Demmink Stephen Faris Doug Hogan		Marcus Curry Mike Freeman David Haselden
	Bill Parmer Keith Waters Charlie Watson	1984	Derek Spears George Stone Oliver Whitaker		Jeff Keppen		Casey Stone		Patrick Hogan Ryan Hub John Ingram		Spencer Kieboom Brad Miller John Nester
1968	Bill Bonekat Nelson Gibson	1985	Burke Fahey Jeff Kerr Bill Spiers	1995	Eric DeMoura Jamie Eggleston Paul Galloway	2001	Chad Coder Nick Glaser Khalil Greene		Tyler Lumsden Collin Mahoney Brad McCann		Phil Pohl Justin Sarratt Richie Shaffer
1969	Bill Bonekat Dave Monjot	1986	George Stone Jeff Frazier Doug Marchal		Paul Galloway		Ryan Hub Steven Jackson Michael Johnson		Gene Pierce Robert Rohrbaugh Travis Storrer		Jason Stolz
1971	Lindsay Graham		Jeff Frazier	1996	Derek Borgert Eric DeMoura Paul Galloway		Ryan Hub Steven Jackson Michael Johnson		P.J. Zocchi	2011	Clay Bates Kevin Brady Matt Campbell
1972	Pat Fitzsimmons Pete Hendricks	1987	Doug Marchal Randy Mazey Tim Parker		Scott Winchester		B.J. LaMura Mike Proto Jon Smith		Jorge Andrade Jr. Brad Chalk Sean Clark		Kevin Caughman Scott Firth John Hinson
1973	Pete Hendricks Pat Fitzsimmons Charlie Ing Randy Quintell		Randy Mazey	1997	Brian Adams Darren Adams Derek Borgert		Casey Stone Jeff Baker Chad Coder		Stephen Faris Jesse Ferguson Chris Fidrych	2005	Spencer Kieboom Jonathan Meyer Brad Miller Phil Pohl
	Pete Sampson	1988	Tim Parker Jerome Santivaschi Alan Botkin		Eric DeMoura Ryan Motti Mike Paradis		Josh Cribb Jesse Easterling Kyle Frank		Drew Fiorenza Ben Hall Taylor Harbin		Kevin Pohle Justin Sarratt Richie Shaffer
1974	Terry Armstrong Charlie Ing Randy Quintrell Pete Sampson	1989	Randy Mazey Tim Parker Jerome Santivaschi		Bryan Schroeder Rodney Williams		Kyle Frank Zane Green Khalil Greene		Chris Howard David Kopp Tanner Leggett		Jason Stolz Patrick Andrews Kyle Bailey
1975	Chuck Porter Randy Quintrell	1990	David Tripp Fred Daniels Jeff Miller	1998	Brian Adams Darren Adams Derek Borgert		Paul Harrelson Ryan Hub Steven Jackson		David Kopp Alex Martin Gene Pierce	2012	Clay Bates Jay Baum Kevin Brady
1976	David Beasley Steve Nilsson Chuck Porter Randy Quintrell	1991	Jeff Morris Michael Spiers		Mike Calitri Donovan Harrison Justin Singleton		Michael Johnson Ryan Klosterman B.J. LaMura		Daniel Pritchard Robert Rohrbaugh Chris Allen		Thomas Brittle Matt Campbell Kevin Caughman
1977	Steve Nilsson Randy Quintrell Billy Trapp		Michael Spiers	1999	Mike Calitri		Daniel Pritchard		William Bond Brad Chalk Sean Clark		Scott Firth Brock Goodling Mike Kent
1978	Alan Hoover Steve Nilsson		Michael Spiers		Mike Calitri				Josh Cribb Herman Demmink Stephen Faris	2006	Spencer Kieboom Dominic Leone Jonathan Meyer Phil Pohl Jason Stolz



MIKE FREEMAN WAS AN ACC ACADEMIC HONOR ROLL MEMBER ALL THREE YEARS (2008-10) AT CLEMSON.

2003	Josh Cribb Herman Demmink Jess Easterling Kyle Frank Zane Green Paul Harrelson Jeff Hourigan Ryan Hub John Ingram Steven Jackson Collin Mahoney Gene Pierce		Mike Freeman David Haselden Ryan Hinson Will Lamb Clinton McKinney Brad Miller Richard Mounce Phil Pohl Justin Sarratt Jason Stolz Graham Stoneburner Josh Thraillkill Matt Vaughn Adam Ward Scott Weismann
2004	Jason Berken Josh Cribb Andy D'Alessio Herman Demmink Stephen Faris Doug Hogan Patrick Hogan Ryan Hub John Ingram Tyler Lumsden Collin Mahoney Brad McCann Gene Pierce Robert Rohrbaugh Travis Storrer		Wilson Boyd Kevin Brady Kevin Caughman Marcus Curry Mike Freeman David Haselden Spencer Kieboom Brad Miller John Nester Phil Pohl Justin Sarratt Richie Shaffer Jason Stolz
2005	P.J. Zocchi Jorge Andrade Jr. Brad Chalk Sean Clark Josh Cribb Andy D'Alessio Stephen Faris Jesse Ferguson Chris Fidrych Drew Fiorenza Ben Hall Taylor Harbin Kris Harvey Chris Howard David Kopp Tanner Leggett Alex Martin Gene Pierce Daniel Pritchard Robert Rohrbaugh	2011	Clay Bates Kevin Brady Matt Campbell Kevin Caughman Scott Firth John Hinson Spencer Kieboom Jonathan Meyer Brad Miller Phil Pohl Kevin Pohle Justin Sarratt Richie Shaffer Jason Stolz
2006	Chris Allen William Bond Brad Chalk Sean Clark Josh Cribb Herman Demmink Stephen Faris Chris Fidrych Drew Fiorenza Ben Hall Taylor Harbin Doug Hogan Chris Howard David Kopp Alex Martin Daniel Moskos Matt Vaughn P.J. Zocchi	2012	Patrick Andrews Kyle Bailey Clay Bates Jay Baum Kevin Brady Thomas Brittle Matt Campbell Kevin Caughman Scott Firth Brock Goodling Mike Kent Spencer Kieboom Dominic Leone Jonathan Meyer Phil Pohl Jason Stolz
2007	William Bond Alex Burg Brad Chalk Chris Fidrych Taylor Harbin Alex Lee Daniel Moskos Justin Sarratt Graham Stoneburner Matt Vaughn Adam Ward	2013	Patrick Andrews Kyle Bailey Clay Bates Jay Baum Garrett Boulware Thomas Brittle Matt Campbell Andrew Cox Matthew Crownover Steven Duggar Daniel Gossett Brody Koerner Jonathan Meyer John Mulkey Kevin Pohle Tyler Slaton Steve Wilkerson
2008	William Bond Mike Freeman Doug Hogan Alex Lee Clinton McKinney Justin Sarratt Jeff Schaus Graham Stoneburner Josh Thraillkill Matt Vaughn Adam Ward	2014	Patrick Andrews Glenn Batson Matt Campbell Andrew Cox Matthew Crownover Steven Duggar Daniel Gossett Adam Hosler Brody Koerner Tyler Krieger Kevin Pohle Eli White Steve Wilkerson
2009	Kevin Brady	2015	Patrick Andrews

ACC ACADEMIC HONOR ROLL MEMBERS



LOGAN DAVIDSON (2017-19) WAS A THREE-TIME ACC ACADEMIC HONOR ROLL MEMBER AND WAS THE 2019 ACC BASEBALL SCHOLAR-ATHLETE-OF-THE-YEAR.

THREE-TIME MEMBERS

Bill Bonekat	1967-69
Billy Trapp	1977,79,80
Jeff Gilbert	1981-83
George Stone	1984-86
Tim Parker	1987,88,90
Fred Daniels	1990-92
Jeff Morris	1991-93
Andy Taulbee	1992-94
Justin Singleton	1998-00
Khalil Greene	2000-02
B.J. LaMura	2000-02
Paul Harrelson	2000,02,03
Steven Jackson	2001-03
Herman Demmink	2003,04,06
Stephen Faris	2004-06
Doug Hogan	2004,06,08
Brad Chalk	2005-07
Chris Fidrych	2005-07
Taylor Harbin	2005-07
William Bond	2006-08
Graham Stoneburner	2007-09
Adam Ward	2007-09
Mike Freeman	2008-10
Brad Miller	2009-11
Kevin Caughman	2010-12
Spencer Kieboom	2010-12
Clay Bates	2011-13
Jonathan Meyer	2011-13
Matthew Crownover	2013-15
Steven Duggar	2013-15
Brody Koerner	2013-15
Charlie Barnes	2015-17
Pat Krall	2015-17
Chase Pinder	2015-17
Robert Jolly	2016-18
Adam Renwick	2016-18
Logan Davidson	2017-19
Travis Marr	2017-19
Carson Spiers	2017-19

FIRST-TEAM ALL-ACC & ACC ACADEMIC HONOR ROLL

Elmo Lam	1963
Jack McCall	1966
Chuck Porter	1976
Neil Simons	1980
Mike Mahoney	1981
Jeff Gilbert	1982
Randy Mazey	1987
Bill Spiers	1987
Brian Kowitz	1990
Scott Winchester	1995
Matthew LeCroy	1997
Jeff Baker	2001
Khalil Greene	2001,02
Michael Johnson	2002
Taylor Harbin	2005
Kris Harvey	2005
Josh Cribb	2006
Brad Miller	2011
Richie Shaffer	2011
Phil Pohl	2012
Daniel Gossett	2014
Matthew Crownover	2015
Seth Beer	2016,18
Ryley Gilliam	2018
Grayson Byrd	2019

Charlie Barnes	
Glenn Batson	
K.J. Bryant	
Andrew Cox	
Matthew Crownover	
Steven Duggar	
Maleeke Gibson	
Brody Koerner	
Pat Krall	
Chase Pinder	
Kevin Pohle	
Mike Triller	
Eli White	
Weston Wilson	
2016 Charlie Barnes	
Seth Beer	
Andrew Cox	
Alex Eubanks	
Robert Jolly	

Pat Krall	
Chase Pinder	
Adam Renwick	
Drew Wharton	
2017 Patrick Andrews	
Charlie Barnes	
Andrew Cox	
Logan Davidson	
Alex Eubanks	
Jacob Hennessy	
Tyler Jackson	
Weston Jackson	
Robert Jolly	
Pat Krall	
Travis Marr	
Chase Pinder	
Adam Renwick	
Carson Spiers	
Drew Wharton	

2018 Kyle Wilkie	
Seth Beer	
Bryce Bowen	
Mat Clark	
Andrew Coker	
Brooks Crawford	
Logan Davidson	
Ryley Gilliam	
Bo Gobin	
Justin Hawkins	
Ryne Huggins	
Robert Jolly	
Bo Majkowski	
Travis Marr	
Kier Meredith	
Adam Renwick	
Carson Spiers	
Spencer Strider	
2019 Grayson Byrd	

Mat Clark	
Andrew Coker	
Brooks Crawford	
Logan Davidson	
Bo Gobin	
Adam Hackenberg	
Justin Hawkins	
Jacob Hennessy	
Ryne Huggins	
Travis Marr	
Kier Meredith	
James Parker	
Luke Sommerfeld	
Carson Spiers	
Spencer Strider	
Kyle Wilkie	

FIVE-TIME MEMBERS

Josh Cribb	2002-06
------------	---------

Justin Sarratt	2007-11
Patrick Andrews	2012-15,17
Andrew Cox	2013-17

FOUR-TIME MEMBERS

Randy Quintrell	1974-77
Paul Galloway	1993-96
Eric DeMoura	1994-97
Derek Borgert	1996-99
Ryan Hub	2001-04
Gene Pierce	2002-05
Matt Vaughn	2006-09
Kevin Brady	2009-12
Phil Pohl	2009-12
Jason Stolz	2009-12
Matt Campbell	2011-14
Kevin Pohle	2011,13-15

ALL-ACC ACADEMIC SELECTIONS

2006 Brad Chalk	
Sean Clark	
Josh Cribb	
Herman Demmink	
Ben Hall	
Taylor Harbin	
David Kopp	
2007 Alex Lee	
Daniel Moskos	
Matt Vaughn	
2008 Mike Freeman	
Alex Lee	
Justin Sarratt	

2009 Graham Stoneburner	
Mike Freeman	
Jason Stolz	
Graham Stoneburner	
Matt Vaughn	
2010 Kevin Brady	
Mike Freeman	
David Haselden	
Brad Miller	
Richie Shaffer	
2011 Kevin Brady	
Matt Campbell	
Scott Firth	

David Haselden	
Spencer Kieboom	
Brad Miller	
Phil Pohl	
Kevin Pohle	
Justin Sarratt	
Richie Shaffer	
2012 Jason Stolz	
Kevin Brady	
Thomas Brittle	
Scott Firth	
Spencer Kieboom	
Jonathan Meyer	

Phil Pohl	
Jason Stolz	
2013 Thomas Brittle	
Matt Campbell	
Matthew Crownover	
Steven Duggar	
Jonathan Meyer	
2014 Matt Campbell	
Matthew Crownover	
Steven Duggar	
Tyler Krieger	
2015 Matthew Crownover	
Steven Duggar	

Chase Pinder	
Eli White	
2016 Charlie Barnes	
Seth Beer	
Alex Eubanks	
* Pat Krall	
Chase Pinder	
2017 Charlie Barnes	
Andrew Cox	
Logan Davidson	
Tyler Jackson	
Weston Jackson	
Pat Krall	

Chase Pinder	
2018 Logan Davidson	
Ryley Gilliam	
Jacob Hennessy	
Travis Marr	
Carson Spiers	
2019 Mat Clark	
* Logan Davidson	
Carson Spiers	
Kyle Wilkie	

* - ACC Baseball Scholar-Athlete-of-the-Year

LETTERMEN

A

Player	VL	Year(s)
Abbott, Gus	1	1958
Adams, Brian	3	1997-99
Adams, Darren	1	1998
Adams, Mark	2	1972,73
Additon, Matt	4	1997-00
Adeimy, John	1	1973
Adkins, Rusty	3	1965-67
Allen, Robbie	3	1978-80
Anderson, Jack	1	1969
Anderson, Jim	2	1990,91
Andrade Jr., Jorge	1	2005
Andrews, Patrick	4	2012,13,16,17
Angel, Jason	3	1990-92
Angle, Doug	2	1949,50
Armstrong, Terry	4	1971-74
Asbill, Joe	1	1948
Askew, Keyshawn	1	2019
Attanasio, Dominic	2	2011,12
Aughtry, Gene	3	1949-51
Ayers, Stan	3	1962-64
Ayoub, Pete	3	1961-63

B

Player	VL	Year(s)
Bach, Woody	1	1968
Bagwell, Kenny	2	1970,72
Bagwell, Larry	3	1957-59
Bailey, Bob	1	1937
Bailey, Kyle	1	2012
Baker, Jeff	3	2000-02
Baker, Jimmy	3	1972-74
Baker, Roger	3	1950-52
Baldwin, Chuck	4	1984-87
Barbary, Eddie	3	1965-67
Barnes, Brian	4	1986-89
Barnes, Charlie	3	2015-17
Barnett, Bill	4	1953-56
Bates, Clay	4	2012-15
Bates, Neil	1	1953
Batson, Glenn	2	2015,16
Baucom, Steve	4	1984-87
Baum, Jay	3	2012-14
Beasley, Jeremy	1	2017
Beasley, Rick	1	1971
Beer, Seth	3	2016-18
Belk, Don	3	1941-43
Belk, Greg	3	1974-76
Bell, Tom	1	1938
Bendinelli, Chad	1	2000
Benson, Kris	3	1994-96
Berken, Jason	3	2003,04,06
Berney, Scott	1	2000
Berry, Ed	2	1947,49
Berry, Bob	3	1941-43
Bevis, Jay	4	1969-72
Bickley, Charlie	2	1940,41
Biegert, Mark	4	1984-87
Bigwood, Dave	1	1973
Blackston, Charlie	2	1954,55
Blackney, Reid	2	1959,60
Blalock, Joe	3	1940-42
Bohonak, Mike	1	1963
Bond, William	2	2007,08
Bonekat, Bill	3	1967-69
Bonnette, Robert	4	1976-79
Boozer, Thomas	4	1999-02
Borgert, Derek	4	1996-99
Bosdell, Francis	1	1946
Boselli, Teddy	3	1936,38,39
Bostic, Alex	3	2014-16
Botkin, Alan	4	1986-89
Boulware, Garrett	3	2012-14
Bowen, Bryce	1	2018
Boyce, J.A.	1	1943
Boyd, Patrick	3	1998-00
Boyd, Roger	1	1960
Boyd, Wilson	4	2007-10
Boyer, John	1	1989
Bradford, Eric	3	1990-92
Bradford, Jeff	4	1971-74
Bradley, Jimmy	2	1967,68
Bradley, Kevin	1	2013
Bradley, Len	2	1979,80
Bray, Randy	3	1968-70
Bradshaw, Toby	1	1960
Brady, Kevin	4	2009-12
Brier, Coe	2	1981,82

Briley, Paxton	3	1990-92
Brittle, Thomas	2	2012,13
Brizek, Seth	3	1993-95
Brodie, George	3	1937-39
Brodie, G.W.	1	1953
Brooks, Jerry	3	1986-88
Broome, Nathan	2	1996,97
Brown, Carol	2	1955,57
Brown, C.M.	1	1945
Brown, Joe	2	1953,54
Brown, J.R.	1	1947
Brown, Mike	3	1978-80
Browning, Skip	3	1997-99
Bryan, Charles	1	1928
Bryant, K.J.	2	2016,17
Bryant, Tim	2	1959,60
Buchanan, Dude	3	1939-41
Buffamoyer, Dave	2	1978,79
Bultmann, Kurt	4	1996-99
Bunnell, David	1	2007
Burg, Alex	2	2006,07
Burgess, J.D.	2	2007,08
Burgess, Wyatt	1	1932
Burnett, John	2	1985,86
Burnette, Bill	1	1962
Burnette, Zack	3	1958-60
Burnham, Gary	4	1994-97
Byrd, Grayson	3	2017-19

C

Player	VL	Year(s)
Cagle, Mavis	2	1945,46
Caldwell, Dave	3	1975-77
Calitri, Mike	3	1998-00
Campana, Jackson	2	2013,16
Campbell, Matt	4	2011-14
Campbell, Paul	3	2015-17
Carpenter, D.D.	1	1943
Carraway, Doug	2	1965,66
Carter, Chris	2	1992,93
Casanova, Adrian	2	2005,06
Casey, Greg	2	1963,64
Castelli, Bill	2	1979,80
Castles, Tom	2	1947,49
Cathcart, Joe	1	1934
Caughman, Kevin	2	2011,12
Chalk, Brad	3	2005-07
Chamblee, Lawrence	2	1929,30
Chapman, Tommy	3	1963-65
Charpia, Rusty	3	1986,88,89
Chastain, Billy	1	1988
Chavous, Clarence	3	1933-35
Childs, Ryan	3	2000-02
Clackum, Scott	2	1997,98
Clark, Harold	2	1932,33
Clark, Mat	2	2018,19
Clark, Sean	1	2006
Cleveland, Tom	1	1947
Cline, Steve	2	1973,74
Cline, Ty	2	1959,60
Clyne, Stephen	3	2005-07
Coakley, Francis	3	1939-41
Coakley, George	3	1939-41
Cobb, Bill	2	1945,46
Cohen, Earl	1	1966
Coder, Chad	1	2001
Coker, Andrew	1	2019
Coker, Butch	3	1957-59
Coker, Homer	3	1942,43,47
Coker, Larry	3	1940-42
Coker, Ray	3	1937-39
Coker, Roy	3	1952-54
Cole, Richard	2	1933,34
Coleman, Jim	1	1955
Collins, Pat	1	1997
Colvin, Tyler	3	2004-06
Compton, George	1	1955
Cone, Mickey	1	1954
Cook, Brandt	1	1999
Cook, James	2	1929,31
Cooper, Matt	2	2018,19
Corbin, Ted	1	1992
Cordileone, Lou	1	1959
Cositore, Vince	1	1972
Costigan, Joe	4	2011-14
Courtney, M.I.	1	1936
Couture, Mike	4	1987-90
Cowart, Lawton	3	1964-66
Cox, Andrew	4	2014-17

Cox, Carol	2	1949,50
Cox, Jay	1	2011
Cram, Josh	1	2001
Crawford, Brooks	4	2016-19
Cribb, Josh	4	2003-06
Crocker, Barry	1	1954
Cromwell, Patrick	2	2017,18
Crook, E.J.	1	1931
Crosby, Ralph	2	1937,38
Crosland, Ben	3	1952,54,55
Crouch, Roby	3	1950-52
Crowley, Jim	4	1988-91
Crownover, Matthew	3	2013-15
Croxton, Billy	2	1934,35
Cruz, Tomas	2	2009,10
Culberson, Ken	4	1948-51
Currier, Steve	1	1985
Curtis, John	1	1968

D

Player	VL	Year(s)
D'Alessio, Andy	4	2004-07
Daniels, Fred	3	1990-92
Dantzler, Ellis	2	1965,66
Davidson, Logan	3	2017-19
Davidson, Mark	1	1982
Davis, Billy	1	1983
Davis, J.H.	1	1931,33
Dawsey, Jason	3	1993-95
Deanhardt, Luke	3	1948-50
DeBerry, Fred	3	1957-59
DeBerry, Joe	3	1989-91
Decker, J.B.	1	1931
Deese, Kyle	1	2009
Dellastatious, Andy	1	1939
Delk, Trey	2	2008,09
DeLoach, Arthur	1	1937
DeMaino, L.J.	1	2002
Demarest, Alan	3	1968-70
Demmink, Herman	4	2003-06
DeMoura, Eric	4	1994-97
Dempsey, A.G.	1	1951
Dempsey, Bob	1	1959
Dillon, Scott	2	1985,86
Dinneen, John	2	1966,67
Dixon, Eddie	2	1969,70
Dobson, Clyde	2	1939,40
Donathan, Drew	1	2018
Douglass, Jesse	1	1999
Drake, Johnny	1	1956
Duffie, Will	3	1994-96
Duggar, Steven	3	2013-15
Duke, Bill	3	1980-82
Dunlap, George	1	1928
Dunlap, Gene	1	1966
Dunster, Mike	4	2011-14
Durham, W.S.	2	1934,35
Dwyer, Chris	1	2009

E

Player	VL	Year(s)
Eckert, Tony	3	1973-75
Edwards, Jim	2	1937,38
Eggleston, Jamie	4	1992-95
Ellis, Brian	4	1997-00
Ellisor, Dave	3	1961-63
Embler, Jason	4	1994-97
Epps, Chris	4	2008-11
Erwin, Zack	3	2013-15
Eskew, Henry	1	1928
Eskew, Jerry	1	1968
Eubanks, Alex	2	2016,17
Evans, Garrick	3	2002-04
Evans, Jim	2	1951,52
Everett, Brady	2	2003,04
Eydenberg, Mike	2	1993,94

F

Player	VL	Year(s)
Fahrney, Gary	1	1976
Fahney, Burke	4	1985-88
Fairey, Chad	1	2019
Farina, Alan	1	2007
Farris, Stephen	3	2004-06
Faw, Brian	2	1989,90
Felder, Brad	1	2012
Ferguson, Jesse	1	2005
Fidrych, Chris	2	2005,07
Fiorenza, Drew	2	2005,06

Firth, Scott	4	2010-13
Fish, Barry	1	1963
Fisher, Jeff	1	1985
Fisher, Leo	3	1943,47,48
Fitzsimmons, Pat	3	1973-75
Fleming, Ray	2	1946,47
Fletcher, Jake	1	2011
Foley, Bill	3	1975-77
Folger, Al	3	1936-38
Ford, Bill	2	1950,51
Fordham, Angus	2	1930,31
Foster, Chuck	2	1990,91
Fox, R.H.	1	1938
Frank, Kyle	4	1999,01-03
Frantz, Tim	1	1995
Frazier, Ron	3	1988-90
Frederick, Alex	3	2009-11
Freeman, Eddis	1	1945
Freeman, Mike	3	2008-10
Freeman, Todd	1	1978
Fulton, Jay	2	1983,84

G

Player	VL	Year(s)
Gaddis, Bob	2	1948,49
Gaddis, C.J.	1	2004
Gaines, Roger	3	1952,53,55
Gallagher, Glenn	2	1980,81
Galloway, Paul	4	1993-96
Gambrell, Sam	1	1957
Garrison, Dave	1	1956
Gerhardt, Rusty	4	1969-72
Gibson, Maleekee	3	2013,15,16
Gibson, Nelson	3	1966-68
Gilbert, Jeff	3	1981-83
Gillespie, Frank	4	1943,47-49
Gilliam, Ryley	3	2016-18
Glaber, Nick	2	2000,01
Goslin, Bo	2	2018,19
Good, Jay	3	1941-43
Goren, Mike	1	2016
Gossett, Daniel	3	2012-14
Graham, Lindsay	4	1970-73
Green, Michael	1	2019
Green, Steve	1	1985
Green, Zane	4	2001-04
Greene, Jordan	4	2016-19
Greene, Khalil	4	1999-02
Griffith, Owen	3	2017-19
Griffith, William	4	1947-50
Grogan, R.L.	1	1946
Guin, Greg	3	1979-81
Gullickson, Craig	2	2008,09

H

Player	VL	Year(s)
Hackenberg, Adam	1	2019
Hackett, Roger	1	1982
Hackle, Trent	2	1991,92
Hahn, Jeff	4	2002-05
Hair, Billy	1	1951
Hall, Ben	2	2005,06
Hall, Charlie	1	1952
Hall, Sam	2	2018,19
Hamilton, Hines	1	1948
Hamilton, Lin	4	1971-74
Hampton, Mike	2	1993,94
Harbeson, Gene	3	1961-63
Harbin, Taylor	3	2005-07
Harman, Casey	3	2008-10
Harrelson, Paul	4	2000-03
Harris, Jason	2	1998,99
Harrison, Donovan	1	1998
Harrison, Robert	1	1955
Harvey, Kris	3	2003-05
Haselden, David	4	2009-12
Hauser, Scott	3	1995-97
Hawkins, Bryar	1	2019
Hawkins, Justin	2	2018,19
Hawkins, Ty	1	1987
Haynes, Richard	4	1971-74
Hazle, Jim	1	1947
Hazle, Joe	1	1947
Heap, Edward	3	1934,36,37
Heck, Chris	1	1999
Heffernan, Bert	4	1985-88
Helm, Garry	1	1967
Henderson, Elijah	1	2019
Hendley, Bailey	3	1958-60

Hendley, Dick	3	1949-51
Hendricks, Pete	2	1971,72
Hendrix, W.C.	1	1937
Hennessy, Jacob	3	2017-19
Henrie, Matt	3	1999,01,02
Herring, James	2	1942,43
Hess, David	1	1982
Hester, Ricky	2	1982,83
Hewitt, Batson	2	1929,30
Heyward, Robert	3	1936-38
Hicks, J.C.	2	1951,52
Higginbotham, Jake	2	2016,18
Hilderbrand, Nolten	2	1952,54
Hines, J.R.	1	1951
Hinson, John	3	2008,10,11
Hinson, Randy	3	1934-36
Hinson, Ryan	4	2006-09
Hoffman, Doug	3	1957-59
Hoffman, Gordon	1	1930
Hoffman, John	2	1931,32
Hogan, Doug	4	2005-08
Hogan, Patrick	4	2001-04
Holland, Eddie	3	1968-70
Holliday, Winston	3	1940-42
Holstad, Brian	4	1997-00
Holtz, Mike	4	1991-94
Hood, H.R.	2	1933,35
Hoover, Alan	3	1976-78
Hoover, Donnie	2	1982,83
Horton, Frank	2	1939,40
Hourigan, Jeff	2	2002,03
Howard, Chris	2	2005,06
Hub, Ryan	4	2000,02-04
Hubbard, Bob	1	1957
Hudgins, Tom	3	1968-70
Huggins, Elmer	1	1960
Huggins, Mike	3	1986,87,89
Huggins, Ryne	2	2018,19
Hughes, Bob	4	1945,49-51
Hughes, Jerald	1	1972
Humphries, Leonard	3	1954-56
Hussey, Dick	1	1953

LETTERMEN

King, H.T.	1	1943
Kingsmore, Doug	3	1952-54
Klosterman, Ryan	1	2001
Knoebel, Fred	3	1950-52
Koch, Billy	3	1994-96
Koerner, Brody	3	2013-15
Kopp, David	3	2005-07
Kowitz, Brian	3	1988-90
Krall, Pat	3	2015-17
Krieger, Tyler	3	2013-15
Kuester, Steve	3	1968-70
Kyle, Kevin	1	2010

L

Player	VL	Year(s)
LaBella, Barney	1	1975
Lahey, Ed	1	1958
Lam, Elmo	3	1961-63
Lamb, Will	3	2009-11
LaMura, B.J.	3	2000-02
Landers, Bill	1	1955
Landrum, Joe	2	1946, 47
Lawton, John	1	1992
Laycock, Bobby	1	1983
LeCroy, Bradley	4	1997-00
LeCroy, Matthew	3	1995-97
Lee, Alex	2	2007, 08

Lee, Harry	1	1935
Lee, Larry	2	1973, 74
Leggett, Tanner	2	2005, 06
Lemaster, Dave	4	1980-83
Leone, Dominic	3	2010-12
Lindley, Jackson	1	2019
Lindsay, Herbert	1	1945
Livingston, Doug	2	1995, 96
Lockhart, Mike	3	1989, 91, 92
Locklair, Pop	1	1941
Lodgek, Ed	1	1966
Lomax, Nicky	3	1961-63
Lombardi, Justin	1	1999
Long, Jake	2	2014, 15
Looper, Tom	1	1946
Lovorn, Garrett	2	2014, 16
Lowder, Clayton	2	1959, 60
Lowell, Bob	3	1964, 65, 67
Lowery, Phillip	3	1986-88
Lumsden, Tyler	3	2002-04
Lynn, Dave	2	1960, 61
Lynn, Kevin	2	2000, 01
Lyon, Tommy	2	1962, 63

M

Player	VL	Year(s)
Macrina, Eric	4	1988-91

Magill, Richard	3	1928-30
Mahaffey, Clay	2	1928, 29
Mahoney, Collin	3	2002-04
Mahoney, Mike	2	1975, 81
Mahony, Bob	2	1975, 76
Majkowski, Bo	2	2018, 19
Malec, Mark	1	1975
Malkmus, David	1	1977
Mallon, Tom	2	1983, 84
Marchal, Doug	2	1986, 87
Marr, Travis	2	2018, 19
Marsella, Ben	2	1963, 64
Marsh, Bill	1	1957
Martin, Alex	3	2006-08
Martin, Bill	3	1942, 43, 47
Martin, Glenn	2	1982, 83
Martin, Lynn	1	1983
Martin, Walter	1	1928
Masone, Tony	2	1978, 79
Mathews, Ray	4	1948-51
Mathews, Houston	2	1976, 77
Matz, Brian	3	1994-96
Mazey, Randy	4	1985-88
McCall, Jack	3	1964-66
McCall, Mike	1	1967
McCann, Brad	2	2003, 04
McCleon, Dexter	2	1993, 94

McCollom, Jim	4	1982-85
McCray, Ontrell	2	1996, 97
McDaniel, Mark	1	1976
McDonald, Leon	2	1957, 58
McGee, Joe	1	1946
McGibbon, Jon	4	2011-14
McKay, Ray	4	1948-51
McKinney, Clinton	2	2008, 09
McLaurin, Charles	2	1951, 52
McMakin, Lynwood	2	1946, 47
McMillan, Raiford	1	1929
McMillon, Billy	3	1991-93
Meekins, Larry	2	1974, 75
Melzer, Scott	3	1991-93
Meredith, Kier	2	2018, 19
Meyer, Jonathan	4	2010-13
Milchin, Mike	3	1987-89
Miller, Bob	1	1933
Miller, Brad	3	2009-11
Miller, David	3	1993-95
Miller, Jeff	4	1990-93
Miller, Mitchell	1	2017
Miller, Ryan	2	2017, 18
Miller, Seth	2	2001, 02
Miller, Scott	2	1991, 92
Mimms, Charlie	3	1942, 43, 46
Mitchell, D.J.	3	2006-08
Monahan, Shane	3	1993-95
Monin, Andy	4	1991-94
Moore, Gene	4	1946-49
Moore, Jack	1	1947
Moore, Joseph	1	1928
Moore, L.H.	1	1946
Moore, Ronnie	2	1964, 65
Moorefield, Joseph	4	2010-13
Mork, Hoby	1	1993
Morris, Bobby	2	1953, 54
Morris, Jeff	4	1990-93
Morris, Tim	1	2007
Morris, Wyman	3	1952-54
Morrow, Sam	1	1951
Moskos, Daniel	3	2005-07
Mottl, Ryan	4	1997-00
Mounce, Richard	1	2009
Moyer, Drew	2	2014, 15
Munroe, Buddy	1	2007
Murphy, Brett	1	2003
Murr, Jack	1	1974
Murray, Joe	1	1952
Musselman, Ron	2	1976, 77
Myers, Doby	1	1956
Myers, Pete	3	1965-67

N

Player	VL	Year(s)
Nester, John	3	2008-10
Nilsson, Steve	3	1976-78
Nimmer, W.A.	1	1930
Nivens, H.B.	2	1929, 30
Nixon, Buddy	2	1962, 64
Norris, Bobby	1	1959
Northrup, Kevin	4	1989-92
Nystrom, Peter	1	1998

O

Player	VL	Year(s)
Oakley, Frank	1	1963
O'Dell, Billy	3	1952-54
Ogburn, Mac	1	1962
Okey, Chris	3	2014-16
Olson, Dave	2	1961, 62
O'Quinn, Jim	2	1955, 56
O'Rear, Connor	1	2019
Owen, Jim	2	1955, 56
Owen, W.H.	1	1945
Owens, Jimmy	1	1964
Owens, Randy	1	1973

P

Player	VL	Year(s)
Pack, Tommy	2	1964, 66
Padgett, Matt	3	1996-98
Pagliei, Joe	1	1953
Papp, Andrew	1	2016
Paradis, Mike	3	1997-99
Parker, Ace	2	1940, 41
Parker, James	1	2019
Parker, Kyle	3	2008-10
Parker, Tim	3	1987, 88, 90

Parkins, R.A.	2	1931, 32
Parmer, Bill	3	1965-67
Parrish, Scott	3	1981, 83, 84
Parsons, Jeff	1	1997
Pasqualini, Charlie	2	1960, 61
Patterson, Choppo	1	1960
Paulling, Bob	3	1981, 83, 84
Paulsen, Ben	3	2007-09
Pavilack, Harry	2	1960, 61
Pawlowski, John	3	1983-85
Pawlowski, John A.	3	1989-91
Pearman, Deas	1	1928
Pearman, Fred	2	1928, 29
Peele, Tim	4	1988-91
Peltz, Pete	2	1977, 78
Pennington, Clyde	1	1935
Phillips, Chad	4	1990-93
Pickens, Bob	1	1940
Pierce, Gene	3	2003-05
Pinder, Chase	3	2015-17
Player, W.W.	1	1929
Poe, Sam	2	1959, 60
Pohl, Phil	4	2009-12
Pohle, Kevin	4	2011, 12, 14, 15
Pomeranz, Mike	2	1987, 88
Porter, Chuck	3	1974-76
Powers, Scott	3	1981, 83, 84
Priester, Buck	3	1930-32
Pritchard, Daniel	3	2003-05
Pritchett, Jesse	2	1936, 37
Proctor, Landrum	3	1931-33
Prophet, Bill	4	1970-73
Proto, Mike	4	1998-01
Pruitt, June	1	1946
Pulaski, Mike	2	1973, 74
Pumphrey, Ed	1	1964
Pyzik, Steve	4	2000-03

Q

Player	VL	Year(s)
Qualters, Tommy	4	1975-78
Quinn, Andrew	1	1946
Quinn, Dewey	2	1946, 47
Quinn, Winston	1	1946
Quintrell, Randy	4	1974-77

R

Player	VL	Year(s)
Ramey, Endel	2	1930, 31
Reader, D.J.	1	2013
Reames, Joe Don	1	1999
Reba, Steve	4	1999-02
Reed, Sheldon	1	2019
Reese, Gerald	1	1960
Rentz, Luther	3	1942, 43, 47
Renwick, Adam	4	2015-18
Rhinehardt, James	1	1932
Rhodes, Rusty	2	1995, 96
Rhue, Mike	1	1998
Rice, Tim	2	1983, 84
Richard, Steve	1	2006
Richey, John	2	1935, 36
Richey, R.M.	2	1933, 34
Ricketts, Art	1	1961
Rigsby, Tim	2	1989, 90
Riley, Ryan	1	2000
Riley, Stick	2	1945, 46
Rivers, Ivey	2	1932, 33
Roberson, Craig	4	1980-83
Robinson, Jerome	2	1995, 96
Rohlman, Reed	3	2015-17
Rohrbaugh, Robert	3	2003-05
Roller, Jimmy	3	1959-61
Roper, Doug	3	1996, 98, 99
Ross, Jack	1	1946
Rowland, Joey	2	1986, 87
Russ, Frank	4	1980-83
Russell, Don	3	1968-70
Russell, J.M.	1	1945
Ryan, Lanny	2	1960, 62

S

Player	VL	Year(s)
Sampson, Pete	1	1975
Sanders, Henry	1	1946
Sanders, Matt	2	2008, 09
Sanders, Smiley	2	1972, 73
Santangelo, Lou	1	2004
Santivasci, Jerome	4	1985, 87-89

BRADLEY LeCROY
LETTERED FOUR
TIMES (1997-00).



LETTERMEN

Sargent, Dick	2	1963,64
Sarratt, Justin	5	2007-11
Satterfield, Shawn	2	1992,93
Sauve, Jeff	4	1992-95
Saylors, Robby	2	1952,53
Schaus, Jeff	4	2008-11
Schmidt, Clate	4	2013-16
Schmidt, Jarrod	3	2000-02
Schmitt, Paul	3	1977-79
Schnabel, Brock	2	2007,08
Schnell, Alex	4	2015-18
Schnell, Kyle	1	2013
Schroeder, Bill	3	1977-79
Schroeder, Bryan	3	1994,95,97
Scott, Ray	2	1996,97
Seibert, Kurt	3	1974-76
Severs, Johnny	3	1969-71
Sexton, Jay	2	1980,81
Shaffer, Richie	3	2010-12
Sharman, Howard	2	1964,67
Sharpe, Davis	1	2019
Sheaffer, Danny	1	1980
Shealy, Don	3	1955-57
Shealy, Lonnie	2	1954,55
Shepard, David	1	1996
Sherard, Hale	1	1947
Sheriff, Glenn	1	1956
Sherman, Joe	3	1932-34
Shore, Henry	3	1934-36
Shumake, Brooks	3	1982-84
Siepe, Jeff	1	1970
Simons, Neil	4	1977-80
Simpson, J.A.	1	1951
Singleton, Justin	3	1998-00
Sipp, Tony	1	2004
Slaton, Tyler	4	2012-15
Slevin, David	2	2002,03
Smith, Brodie	1	1994
Smith, Bryan	2	1981,82
Smith, Buster	3	1967-69
Smith, Dale	2	1964,65
Smith, Joe	1	1955
Smith, Jon	3	2000-02
Smith, Marquez	2	2006,07
Smith, Romaine	2	1930,31
Smith, Tad	2	1990,91
Smith, Tommy	1	1985
Snipes, G.L.	2	1938,39
Snyder, Brian	3	1977-79
Sommerfeld, Luke	1	2019
Spears, Derek	2	1984,85
Spiers, Bill	3	1985-87
Spiers, Bud	3	1957-59
Spiers, Carson	3	2017-19
Spiers, Michael	4	1988-91
Spires, Adam	1	1997
Sprouse, Dave	2	1959,60
Squires, Bob	1	1984
Stanley, Henri	4	1997-00
Steele, Bill	3	1985-87
Stefan, Todd	4	1988-91
Stewart, Randy	1	1971
Stidham, Ryan	1	1991
Stolz, Jason	4	2009-12
Stone, Casey	4	1998-01
Stone, George	2	1984,85
Stoneburner, Graham	2	2008,09
Storrier, Travis	3	2004-06
Stower, Harold	3	1957-59
Strider, Spencer	1	2018
Stroud, Dan	2	1947,49
Sturgeon, Chris	1	1993
Suggs, Dick	1	1959
Sullivan, Hank	1	1943
Sullivan, Mike	3	1977-79
Surber, Jon	1	2011
Sutton, George	3	1964-66
Swails, Armstrong	2	1934,35
Swanner, Jamie	1	1983
Swetenburg, Dick	4	1953-56

Teufel, Tim	2	1979,80
Thompson, Tommy	2	1985,86
Thraikill, Josh	3	2007,09,10
Threadgill, Henry	4	1986-89
Timmerman, J.A.	1	1945
Toney, Wales	1	2014
Toth, Bill	2	1955,56
Towns, Andrew	1	2016
Trapp, Billy	3	1978-80
Triller, Mike	4	2013-16
Triplett, Russell	4	2001-04
Tripp, David	3	1988-90
Trolia, Aaron	1	2003
Troutman, John	2	1934,35
Truluck, John	2	1939,40
Tucker, Steve	4	1973-76
Tyler, H.H.	1	1945

T		
Player	VL	Year(s)
Taulbee, Andy	3	1992-94
Taylor, Joe	2	1992,93
Taylor, Joey	2	1961,62
Templeton, Jim	1	1957
Teodosio, Bryce	2	2018,19
Terrill, Brett	2	1974,75

U		
Player	VL	Year(s)
Ulmer, Reed	1	1948
Ulnick, Burton	1	1945
Underwood, J.F.	1	1936
Urrico, Anthony	1	2001

V		
Player	VL	Year(s)
Valiente, Roberto	2	2002,03
Van Dyke, Steve	4	1980-83
Van Horn, Hunter	1	2015
Van Volkenburg, Dave	4	1969-72
Vaughn, Matt	4	2006-09
Verner, A.C.	1	1937
Veronee, Jack	1	1961
Vessell, Jeff	1	1999
Vetzel, Taylor	1	2015
Vincent, Damon	2	1961,62
Vining, Ken	3	1994-96

W		
Player	VL	Year(s)
Waldrop, Kenny	1	1966
Walker, Adam	1	2003
Walling, Denny	1	1975
Ward, Adam	3	2007-09
Ward, Mike	2	1969,70
Ward, Ryan	2	1995,96
Waters, Keith	3	1966-68
Watkins, G.L.	1	1951
Watson, Charlie	3	1965-67
Watson, Mark	2	1994,95
Watson, Nat	3	1929-31

Watson, Reed	2	1966,68
Weatherly, Sam	2	2018,19
Weeks, Calvin	4	1969-72
Weems, Billy	4	1977-80
Weismann, Scott	3	2009-11
Welch, Scott	2	1986,87
Werner, Brian	1	1996
Wharton, Drew	4	2015-18
Whitaker, Oliver	4	1984-87
White, Craig	4	1969-71,73
White, Eli	3	2014-16
White, Matt	3	1996-98
Whitfield, Larry	1	1967
Whitfield, Mike	2	1968,69
Widmann, Stan	4	2005-08
Wiles, Lee	2	1982,83
Wilkinson, Steve	4	2011-14
Wilkie, Kyle	3	2017-19
Williams, Chris	3	2016-18
Williams, David	1	2005
Williams, Keith	2	1991,92
Williams, Ray	4	1984-87
Williams, Rodney	3	1993,95,96
Williams, Steve	4	1984-87
Williams, Walter	1	1928
Wilson, Larry	3	1956-58
Wilson, Mitch	2	1983,84

Wilson, Rick	1	1971
Wilson, Weston	3	2014-16
Winchester, Scott	3	1993-95
Wingo, Billy	4	1974-77
Wisniewski, Gene	2	1977,78
Woessner, Dave	3	1977-79
Woodruff, Foggy	1	1930
Wrenn, David	1	1965
Wright, Charlie	2	1942,43
Wroblewski, Justin	1	2019
Wyatt, Steve	3	1974-76

Y		
Player	VL	Year(s)
Young, Rick	2	1969,70
Youngman, Steve	2	1978,79

Z		
Player	VL	Year(s)
Ziegler, Michael	3	1928-30
Zocchi, P.J.	3	2005-07
Zoltak, Matt	2	2007,08
Zupa, Ron	3	1966-68

Note: Returning players in bold.



JUSTIN SARRATT
LETTERED FIVE
TIMES (2007-11).

HIGHEST SCORING INNINGS

CLEMSON • OVERALL

Rk	Date	Opponent	Inning	Runs
1.	3-21-1998	Maryland	3	19
2.	4-7-1979	at NC State	9	18
3.	5-23-2018	Notre Dame*	4	17
4.	4-23-1999	Georgia Tech	4	16
5.	3-14-1998	Maine ⁽²⁾	6	14
6.	3-30-1954	Washington & Lee	3	13
7.	4-2-1952	Davidson	4	12
	3-31-1974	Duke	4	12
	3-20-1978	Duke	5	12
	3-10-1987	Marshall	1	12
	2-28-1998	North Carolina-Wilmington	3	12
	3-14-1998	Maine ⁽¹⁾	5	12
	3-26-2002	Coastal Carolina	5	12
	6-02-2002	East Carolina	6	12
	4-10-2005	Duke	8	12

* - Durham, N.C.

CLEMSON • INNING 1

Rk	Date	Opponent	Runs
1.	3-10-1987	Marshall	12
2.	3-27-1986	Maryland	11
3.	4-18-1961	South Carolina	10
	4-8-1970	at Belmont Abbey	10
	3-30-2002	Maryland	10

CLEMSON • INNING 2

Rk	Date	Opponent	Runs
1.	5-3-2004	Florida State	11
2.	5-22-1980	East Tennessee State	10

CLEMSON • INNING 3

Rk	Date	Opponent	Runs
1.	3-21-1998	Maryland	19
2.	3-30-1954	Washington & Lee	13
3.	2-28-1998	North Carolina-Wilmington	12
4.	4-7-1999	Western Carolina	11
5.	6-3-2016	Western Carolina	10

CLEMSON • INNING 4

Rk	Date	Opponent	Runs
1.	5-23-2018	Notre Dame	17
2.	4-23-1999	Georgia Tech	16
3.	4-2-1952	Davidson	12
	3-31-1974	Duke	12
5.	5-19-2005	Miami (Fla.)	11
	5-8-2019	The Citadel	11
7.	5-3-1941	Newberry	10
	5-15-2007	College of Charleston	10

* - Durham, N.C.

CLEMSON • INNING 5

Rk	Date	Opponent	Runs
1.	3-20-1978	at Duke	12
	3-14-1998	Maine ⁽¹⁾	12
	3-26-2002	Coastal Carolina	12
4.	3-6-1998	Stetson	11
5.	3-28-1969	Buffalo	10
	4-20-1984	Maryland*	10
	4-10-1989	Western Carolina	10
	3-24-1996	Maryland	10
	3-18-1997	Coastal Carolina	10
	2-26-2000	James Madison	10
	5-15-2010	at Wake Forest	10

* - Durham, N.C.

CLEMSON • INNING 6

Rk	Date	Opponent	Runs
1.	3-14-1998	Maine ⁽²⁾	14
2.	6-2-2002	East Carolina	12
3.	3-2-1991	at Nevada-Las Vegas	11
4.	4-17-1971	Florida State	10
	4-14-1990	NC State	10

CLEMSON • INNING 7

Rk	Date	Opponent	Runs
1.	4-17-1951	Furman	11
	4-2-1958	The Citadel	11
	4-18-2000	Elon	11
4.	3-19-1974	at Florida	10
	5-13-1982	at Georgia Southern	10

CLEMSON • INNING 8

Rk	Date	Opponent	Runs
1.	4-10-2005	Duke	12
2.	4-1-1950	at Presbyterian College	11
	3-3-1975	West Virginia	11
4.	2-27-1980	Georgia	10
	4-23-2002	Furman	10

CLEMSON • INNING 9

Rk	Date	Opponent	Runs
1.	4-7-1979	at NC State	18
2.	4-14-1995	at NC State	11

OPPONENT • OVERALL

Rk	Date	Opponent	Inning	Runs
1.	4-28-1930	at South Carolina	7	13
2.	4-10-1993	at NC State	1	12
	4-23-1997	at South Carolina	5	12
4.	4-5-1997	at Florida State	6	11
5.	4-11-1929	Michigan	6	10
	3-31-1949	Duke	5	10
	3-20-1976	at Georgia Southern	8	10
	4-8-1981	at Georgia	5	10
	5-14-1994	at Georgia Tech	5	10
	5-28-1999	Missouri State*	5	10
	4-27-2013	Georgia Tech	5	10

* - Fayetteville, Ark.

OPPONENT • INNING 1

Rk	Date	Opponent	Runs
1.	4-10-1993	at NC State	12
2.	3-24-1950	Michigan State	8
	4-17-1985	Maryland*	8
4.	5-26-2017	Virginia^	8

* - Atlanta, Ga.; ^ - Louisville, Ky.

OPPONENT • INNING 2

Rk	Date	Opponent	Runs
1.	4-7-1937	at Erskine	9
2.	5-13-1950	The Citadel	8
	6-15-1958	Holy Cross*	8
	3-12-1972	at Florida State	8

* - Omaha, Neb.

OPPONENT • INNING 3

Rk	Date	Opponent	Runs
1.	4-18-1949	Wofford	9
	4-24-1977	Wake Forest	9
3.	4-12-1955	Maryland	8
	5-4-1962	at Wake Forest	8
	4-12-1990	at South Carolina	8
	4-19-1997	at NC State	8

OPPONENT • INNING 4

Rk	Date	Opponent	Runs
1.	5-7-1969	at Davidson	9
	5-7-2016	NC State	9
3.	3-27-1954	Ohio State*	8
	2-2-1986	at Georgia Southern	8
	5-14-2010	at Wake Forest	8
	3-23-2013	Duke ⁽²⁾	8

* - Winter Park, Fla.

OPPONENT • INNING 5

Rk	Date	Opponent	Runs
1.	4-23-1997	at South Carolina	12
2.	3-31-1949	at Duke	10
	4-8-1981	at Georgia	10
	5-14-1994	at Georgia Tech	10
	5-28-1999	Missouri State*	10
	4-27-2013	Georgia Tech	10

* - Fayetteville, Ark.

OPPONENT • INNING 6

Rk	Date	Opponent	Runs
1.	4-5-1997	at Florida State	11
2.	4-11-1929	Michigan	10
3.	4-7-1952	Wake Forest	9
	3-18-2006	at Virginia	9
5.	3-28-1985	at Virginia	8
	4-29-2005	Georgia Tech	8

OPPONENT • INNING 7

Rk	Date	Opponent	Runs
1.	4-28-1930	at South Carolina	13
2.	4-12-1955	Maryland	8
	3-28-1966	Ohio	8
	3-19-1976	at Jacksonville	8
	4-29-1983	at Western Carolina	8
	4-24-1985	at Georgia	8
	6-2-2001	at Miami (Fla.)	8
	5-11-2016	College of Charleston	8

OPPONENT • INNING 8

Rk	Date	Opponent	Runs
1.	3-20-1976	at Georgia Southern	10
2.	4-4-1949	Georgia	9
	5-8-1995	at Georgia Southern	9
4.	5-23-1966	at Florida State	8
	4-9-1969	at Georgia	8
	3-25-1997	at Western Carolina	8
	3-5-1999	Liberty	8
	4-16-2006	at Georgia Tech	8
	4-5-2008	at Miami (Fla.)	8
	5-29-2016	Florida State*	8

* - Durham, N.C.

OPPONENT • INNING 9

Rk	Date	Opponent	Runs
1.	4-19-1949	Presbyterian College	9

Note: **Bold** denotes a Clemson home game.

TOP-25 NCAA STAT RANKINGS

Year	Team/Player	Category	Figure	Rk
1958	Harold Stowe	Appearances	21	1
	Harold Stowe	Innings Pitched	126.2	1
	Harold Stowe	Strikeouts	126	1
	Harold Stowe	Wins	14	1
1959	Clemson	ERA	2.47	9
	Harold Stowe	Appearances	19	2
	Harold Stowe	K/9 IP	10.8	12
1960	Clemson	Batting Average	.290	24
	Dave Lynn	HR/Game	0.36	5
	Dave Lynn	Slugging %	.708	15
1962	Clemson	HR/Game	1.6	1
	Clemson	Slugging %	.508	3
	Clemson	Batting Average	.313	4
	Clemson	Fielding %	.957	9
	Johnny Jones	Slugging %	.732	8
	Johnny Jones	Batting Average	.439	10
	Johnny Jones	Batting Average	.439	10
1963	Clemson	Batting Average	.282	25
1964	Clemson	Fielding %	.954	20
1965	Clemson	Batting Average	.290	14
	Rusty Adkins	Batting Average	.444	5
	Jack McCall	HR/Game	0.28	8
	Jack McCall	Slugging %	.670	16
	Rusty Adkins	Slugging %	.659	21
	Clemson	HR/Game	1.28	1
	Clemson	R/Game	9.1	1
	Clemson	Slugging %	.502	1
	Clemson	Batting Average	.321	2
	Clemson	Fielding %	.958	16
1966	George Sutton	HR/Game	0.38	3
	Jack McCall	2B/Game	0.41	4
	George Sutton	RBI/Game	1.34	6
	Rusty Adkins	3B/Game	0.21	10
	Lawton Cowart	HR/Game	0.28	10
	Lawton Cowart	RBI/Game	1.10	13
	Clemson	Fielding %	.962	8
	Clemson	ERA	2.16	22
	Bill Parmer	ERA	1.14	13
	Bill Parmer	Wins	9	18
1971	Rusty Gerhardt	Wins	11	12
1975	Clemson	ERA	2.47	14
	Clemson	Fielding %	.961	17
	Denny Walling	RBI/Game	1.58	1
	Denny Walling	Slugging %	.807	2
	Denny Walling	HR/Game	0.34	4
	Denny Walling	Batting Average	.421	10
	Denny Walling	Batting Average	.421	10
1976	Clemson	Fielding %	.967	8
	Chuck Porter	Wins	12	9
	David Caldwell	3B/Game	0.16	12
1977	Clemson	Fielding %	.967	9
	Clemson	R/Game	7.8	13
	Brian Snyder	ERA	1.19	2
	Ron Musselman	Wins	12	6
	Bill Foley	HR/Game	0.27	15
1979	Clemson	R/Game	8.3	10
1980	Tim Teufel	RBI/Game	1.43	11
1981	Greg Guin	2B/Game	0.37	14
1982	Clemson	2B/Game	2.19	4
1983	Clemson	ERA	3.48	13
1984	Clemson	ERA	2.99	6
1985	Clemson	2B/Game	1.96	7
1986	Clemson	DP/Game	1.11	8
1987	Clemson	ERA	3.79	11
	Bill Spiers	3B/Game	0.17	10
	Bill Spiers	3B/Game	0.17	10
1988	Clemson	2B/Game	2.35	8
	Clemson	SB/Game	2.76	9
	Clemson	ERA	3.23	13
	Brian Barnes	Strikeouts	208	1
	Brian Barnes	K/9 IP	12.8	2
1989	Brian Barnes	Wins	16	4
	John Pawlowski	ERA	1.96	19
	Clemson	R/Game	7.94	13
	Brian Kowitz	R/Game	1.32	2
	Eric Macrina	RBI/Game	1.30	6
1990	Eric Macrina	HR/Game	0.34	10
	Joe DeBerry	RBI/Game	1.17	20
	Joe DeBerry	RBI/Game	1.17	20
1991	Clemson	R/Game	9.97	1
	Clemson	Winning %	.857	1
	Clemson	Wins	60	1
	Clemson	2B/Game	2.70	2
	Clemson	HR/Game	1.59	2
	Clemson	Slugging %	.571	5
	Clemson	Batting Average	.341	7
	Clemson	3B/Game	0.47	22
	Jason Angel	Wins	14	4
	Eric Macrina	HR/Game	0.35	16
1992	Billy McMillon	2B/Game	0.40	21
	Jason Angel	ERA	2.33	24
	Clemson	ERA	2.86	5

Clemson	Winning %	.781	5
Clemson	SB/Game	2.05	23
Paxton Briley	ERA	1.69	5
Kevin Northrup	SB/Game	0.73	10
Clemson	2B/Game	2.20	13
Clemson	3B/Game	0.45	21
Chad Phillips	Wins	12	9
Scott Winchester	Saves	10	13
Keith Williams	RBI/Game	1.22	21
Clemson	Wins	57	1
Clemson	Winning %	.760	5
Clemson	ERA	3.46	21
Shane Monahan	Hits	137	1
Shane Monahan	Runs	97	1
Andy Taulbee	Wins	12	14
Shane Monahan	R/Game	1.29	15
Shane Monahan	Batting Average	.415	21
Clemson	Wins	54	2
Clemson	Winning %	.794	3
Clemson	ERA	3.14	6
Clemson	DP/Game	1.16	7
Clemson	R/Game	8.38	10
Clemson	Slugging %	.495	17
Clemson	3B/Game	0.46	24
Billy Koch	K/9 IP	11.5	5
Scott Winchester	Saves	14	6
David Miller	3B/Game	0.15	10
Gary Burnham	2B/Game	0.41	23
Clemson	ERA	3.03	1
Clemson	Wins	51	4
Clemson	Winning %	.750	11
Clemson	Fielding %	.965	27
Billy Koch	K/9 IP	12.3	3
Kris Benson	Wins	14	T-4
Kris Benson	ERA	2.02	5
Kris Benson	K/9 IP	11.8	5
Ken Vining	K/9 IP	10.6	21
Clemson	HR/Game	1.48	25
Kurt Bultmann	2B/Game	0.52	4
Matthew LeCroy	HR/Game	0.38	25
Clemson	Winning %	.729	13
Clemson	Fielding %	.965	20
Clemson	ERA	4.27	21
Scott Clackum	Saves	9	T-14
Clemson	2B/Game	2.45	15
Clemson	R/Game	8.87	17
Clemson	DP/Game	1.09	23
Jason Harris	BB/Game	0.93	T-24
Henri Stanley	BB/Game	0.93	T-24

2000	Clemson	Winning %	.739	9
	Clemson	Fielding %	.969	13
	Clemson	ERA	3.99	19
	Clemson	3B/Game	0.41	21
	Nick Glaser	Saves	15	T-6
	Ryan Riley	3B/Game	0.13	T-11
	Casey Stone	K/AB	1/18.1	18
2001	Clemson	HR/Game	1.35	16
	Clemson	Fielding %	.968	19
	Casey Stone	K/AB	1/27.4	2
	Jeff Baker	HR/Game	0.38	T-7
	Steve Reba	Winning %	.800	19
	Jeff Baker	RBI/Game	1.25	T-25
2002	Clemson	Winning %	.761	9
	Clemson	Fielding %	.971	9
	Clemson	HR/Game	1.58	11
	Clemson	Slugging %	.533	12
	Clemson	Batting Average	.324	21
	Clemson	R/Game	8.2	22
	Clemson	DP/Game	1.10	24
	Khalil Greene	Slugging %	.877	2
	Khalil Greene	Batting Average	.470	3
	Matt Henrie	Wins	13	T-4
	Steve Reba	Wins	13	T-4
	Khalil Greene	2B/Game	0.46	7
	Khalil Greene	R/Game	1.31	9
	Khalil Greene	HR/Game	0.38	11
	Jeff Baker	HR/Game	0.37	15
2003	Michael Johnson	HR/Game	0.35	20
	Khalil Greene	RBI/Game	1.28	22
	Jeff Baker	RBI/Game	1.28	23
	Michael Johnson	Slugging %	.749	24
2004	Clemson	DP/Game	1.11	7
	Michael Johnson	BB/Game	63	2
2005	Clemson	2B/Game	2.29	T-17
	Patrick Hogan	Saves	10	T-21
	Clemson	HR/Game	1.15	22
2006	Kris Harvey	HR/Game	0.38	6
	Taylor Harbin	2B/Game	0.42	13
	Brad Chalk	SH/Game	0.23	24
	Clemson	Winning %	.768	4
2007	Clemson	ERA	3.26	6
	Clemson	K/9 IP	8.0	17
	Clemson	HR/Game	1.16	19
	Clemson	Fielding %	.972	22
	Brad Chalk	SH/Game	0.31	6
	Andy D'Alessio	HR/Game	0.33	T-16
	Andy D'Alessio	RBI/Game	1.23	21
	Clemson	K/9 IP	8.3	12



THE TRIO OF KHALIL GREENE (LEFT), JEFF BAKER (CENTER) AND MICHAEL JOHNSON (RIGHT) HIT 77 HOMERS IN 2002, A BIG REASON THE TIGERS WERE 11TH IN THE NATION IN HOMERS PER GAME (1.58).

TOP-25 NCAA STAT RANKINGS



THE WEEKEND ROTATION OF CHARLIE BARNES (#23), PAT KRALL (#36) AND ALEX EUBANKS (#16) LED THE TIGERS TO A NATIONAL-HIGH 3.93 STRIKEOUT-TO-WALK RATIO IN 2017.

Clemson	ERA	3.73	25
2008	Andy D'Alessio	Home Runs	17 T-23
	Matt Vaughn	Saves	11 T-18
	D.J. Mitchell	Strikeouts	106 T-22
2009	Clemson	ERA	3.68 5
	Clemson	Double Plays	69 T-7
	Clemson	Walks	312 9
	Clemson	H/9 IP	8.62 11
	Clemson	K/9 IP	8.30 25
	Brad Miller	Walks	53 T-11
	Ben Paulsen	Hits	95 T-22
2010	Clemson	Double Plays	81 2
	Clemson	Walks	375 3
	Clemson	Runs	600 5
	Clemson	Sacrifice Flies	42 T-5
	Clemson	DP/Game	1.16 6
	Clemson	Hits	764 8
	Clemson	Home Runs	93 T-15
	Clemson	R/Game	8.6 19
	Clemson	Stolen Bases	106 T-25
	Jeff Schaus	RBIs	87 4
	Kyle Parker	Runs	85 5
	Kyle Parker	Walks	56 T-15
	Mike Freeman	Hits	99 T-19
	Kyle Parker	R/Game	1.27 22
	Brad Miller	Walks	50 T-23
	Mike Freeman	Sacrifice Flies	7 T-25
	Kyle Parker	Home Runs	20 T-25
2011	Clemson	Sacrifice Flies	46 2
	Clemson	Hits	687 5
	Clemson	Batting Average	.318 6
	Clemson	Walks	304 6
	Clemson	Runs	449 11
	Clemson	Slugging %	.460 14
	Clemson	Stolen Bases	106 T-14
	Clemson	R/Game	7.1 15
	Clemson	H/9 IP	8.00 23
	Clemson	SB/Game	1.68 25
	Clemson	Doubles	127 T-25
	Brad Miller	On-Base %	.498 16
	Brad Miller	Batting Average	.395 25

2012	Spencer Kieboom	Sacrifice Flies	7 T-25
	Clemson	Double Plays	62 T-12
	Clemson	Walks	270 17
	Clemson	DP/Game	0.98 23
	Richie Shaffer	Walks	63 T-3
	Richie Shaffer	BB/Game	1.00 6
	Thomas Brittle	Triples	8 T-10
	Thomas Brittle	3B/Game	0.14 16
2013	Clemson	Stolen Bases	111 16
	Clemson	SB/Game	1.79 25
2014	Clemson	K/9 IP	8.15 11
	Clemson	Doubles	116 T-18
	Clemson	Stolen Bases	89 T-20
	Clemson	Sacrifice Flies	32 T-23
	Garrett Boulware	Sacrifice Flies	8 T-10
	Daniel Gossett	Strikeouts	107 22
2015	Clemson	Walks	274 18
	Steven Duggar	Walks	54 T-5
	Steven Duggar	Sacrifice Flies	8 T-10
	Steven Duggar	BB/Game	0.89 13
	Matthew Crownover	Wins	10 T-13
	Matthew Crownover	H/9 IP	5.94 20
	Zack Erwin	K/BB	5.75 21
	Matthew Crownover	ERA	1.82 25
2016	Clemson	Walks	359 2
	Clemson	Home Runs	75 T-7
	Clemson	HR/Game	1.17 11
	Clemson	Wins	44 T-13
	Clemson	Runs	461 16
	Clemson	Win %	68.8 19
	Clemson	R/Game	7.2 25
	Seth Beer	Walks	62 3
	Chris Okey	RBIs	74 3
	Seth Beer	On-Base %	.535 4
	Pat Krall	ERA	1.67 7
	Seth Beer	BB/Game	1.00 T-7
	Chase Pinder	Runs	67 T-7
	Seth Beer	Slugging %	.700 9
	Pat Krall	WHIP	0.93 10
	Seth Beer	RBIs	70 T-11
	Seth Beer	Home Runs	18 T-13

	Chris Okey	RBI/Game	1.16 15
	Chris Okey	Walks	51 T-17
	Pat Krall	Wins	10 T-18
	Weston Wilson	Sacrifice Flies	7 T-19
	Seth Beer	RBI/Game	1.13 21
	Seth Beer	HR/Game	0.29 T-23
2017	Clemson	K/BB	3.93 1
	Clemson	BB/9 IP	2.26 2
	Clemson	Shutouts	9 T-6
	Clemson	Walks	302 T-14
	Clemson	Sacrifice Flies	32 T-14
	Clemson	WHIP	1.24 17
	Clemson	Wins	42 T-18
	Clemson	Home Runs	73 T-21
	Clemson	ERA	3.59 23
	Seth Beer	Walks	64 2
	Seth Beer	BB/Game	1.02 3
	Alex Eubanks	K/BB	6.93 11
	Tyler Jackson	K/BB	6.80 12
	Tyler Jackson	BB/9 IP	1.08 14
	Seth Beer	On-Base %	.478 T-16
	Alex Eubanks	BB/9 IP	1.28 24
	Charlie Barnes	Strikeouts	113 T-24
2018	Clemson	HR/Game	1.56 2
	Clemson	Home Runs	98 T-3
	Clemson	Winning %	74.6 5
	Clemson	Walks	350 6
	Clemson	Wins	47 7
	Clemson	Slugging %	.451 25
	Seth Beer	Home Runs	22 5
	Seth Beer	HR/Game	0.35 10
	Seth Beer	Walks	54 T-12
	Chris Williams	RBI	72 T-12
	Chris Williams	Home Runs	18 T-17
	Chris Williams	RBI/Game	1.14 T-22
2019	Clemson	Home Runs	82 11
	Clemson	HR/Game	1.34 14
	Clemson	Double Plays	52 T-24
	Sam Hall	Stolen Bases	30 T-19

Note: **Bold** denotes led the nation.

ACC TOURNAMENT RESULTS

Year	Site	W-L	Score	Opponent
1973	Chapel Hill, N.C.	W	10-6	Wake Forest
	Chapel Hill, N.C.	W	3-1	Virginia
	Chapel Hill, N.C.	L	4-8	NC State
	Chapel Hill, N.C.	L ⁽¹⁰⁾	2-3	NC State
1974	Raleigh, N.C.	W	6-4	North Carolina
	Raleigh, N.C.	L	2-3	Virginia
	Raleigh, N.C.	W	9-6	Virginia
	Raleigh, N.C.	W	12-5	NC State
	Raleigh, N.C.	L	6-8	NC State
1975	Chapel Hill, N.C.	L	2-7	North Carolina
	Chapel Hill, N.C.	W	15-1	Wake Forest
	Chapel Hill, N.C.	W	7-6	North Carolina
	Chapel Hill, N.C.	L	2-3	NC State
1976	Clemson, S.C.	W	2-0	Wake Forest
	Clemson, S.C.	W	2-1	Maryland
	Clemson, S.C.	W	3-2	Maryland
1977	Clemson, S.C.	W	10-3	NC State
	Clemson, S.C.	L	4-5	Wake Forest
	Clemson, S.C.	W	14-6	NC State
	Clemson, S.C.	L	9-22	Wake Forest
1978	Clemson, S.C.	W	12-1	NC State
	Clemson, S.C.	W	13-0	Duke
	Clemson, S.C.	W	7-2	Wake Forest
1980	Raleigh, N.C.	W	4-0	Wake Forest
	Raleigh, N.C.	W	9-4	Maryland
	Raleigh, N.C.	W	5-4	NC State
	Raleigh, N.C.	W	12-3	North Carolina
1981	Chapel Hill, N.C.	W ⁽¹⁰⁾	7-6	Georgia Tech
	Chapel Hill, N.C.	L	0-1	Duke
	Chapel Hill, N.C.	W ⁽¹⁰⁾	6-5	Wake Forest
	Chapel Hill, N.C.	W	7-4	North Carolina
	Chapel Hill, N.C.	W	9-2	Duke
	Chapel Hill, N.C.	W	7-5	North Carolina
1982	Chapel Hill, N.C.	W	10-9	Duke
	Chapel Hill, N.C.	W	16-2	Georgia Tech
	Chapel Hill, N.C.	L	4-6	Virginia
	Chapel Hill, N.C.	L	0-3	North Carolina
1983	Chapel Hill, N.C.	W	12-5	Virginia
	Chapel Hill, N.C.	W	8-1	NC State
	Chapel Hill, N.C.	L	5-6	North Carolina
	Chapel Hill, N.C.	W	14-7	Duke
	Chapel Hill, N.C.	W	5-2	North Carolina
	Chapel Hill, N.C.	L	1-10	North Carolina
1984	Durham, N.C.	L	5-8	Duke
	Durham, N.C.	W	7-6	Virginia
	Durham, N.C.	W	12-1	Maryland
	Durham, N.C.	L	6-7	North Carolina
1985	Atlanta, Ga.	W	17-12	Maryland
	Atlanta, Ga.	W	3-2	North Carolina
	Atlanta, Ga.	L	9-12	Georgia Tech
	Atlanta, Ga.	W	10-8	Virginia
	Atlanta, Ga.	L	5-7	Georgia Tech
1986	Durham, N.C.	W ⁽¹⁴⁾	6-5	Wake Forest
	Durham, N.C.	L	5-16	Georgia Tech
	Durham, N.C.	W ⁽¹⁰⁾	7-2	Maryland
	Durham, N.C.	L	4-6	NC State
1987	Greenville, S.C.	W	11-4	Wake Forest
	Greenville, S.C.	W	9-4	North Carolina
	Greenville, S.C.	W	8-0	NC State
	Greenville, S.C.	L	1-7	Georgia Tech
	Greenville, S.C.	L	7-11	NC State
1988	Greenville, S.C.	W	9-1	Duke
	Greenville, S.C.	L	0-1	North Carolina
	Greenville, S.C.	W	9-0	Maryland
	Greenville, S.C.	W	5-4	North Carolina
	Greenville, S.C.	L	6-7	North Carolina
1989	Greenville, S.C.	W	8-0	Maryland
	Greenville, S.C.	W	9-3	Georgia Tech
	Greenville, S.C.	W	5-4	North Carolina
	Greenville, S.C.	W	9-2	NC State
	Greenville, S.C.	W	12-4	North Carolina
1990	Greenville, S.C.	W	13-3	Duke
	Greenville, S.C.	W	7-3	Virginia
	Greenville, S.C.	L	1-3	North Carolina
	Greenville, S.C.	L	5-6	NC State
1991	Greenville, S.C.	W	13-1	Maryland
	Greenville, S.C.	W	7-2	Wake Forest
	Greenville, S.C.	W	6-5	Georgia Tech
	Greenville, S.C.	W ⁽¹¹⁾	7-4	Virginia
	Greenville, S.C.	W	24-8	Georgia Tech
1992	Greenville, S.C.	W ⁽¹⁰⁾	3-2	Virginia
	Greenville, S.C.	W	5-2	Florida State
	Greenville, S.C.	L	1-11	NC State
	Greenville, S.C.	W	5-4	Georgia Tech
	Greenville, S.C.	W	11-0	Florida State
	Greenville, S.C.	L	3-7	NC State
1993	Greenville, S.C.	W	4-2	Duke
	Greenville, S.C.	W	6-1	Florida State

	Greenville, S.C.	W	9-8	Georgia Tech
	Greenville, S.C.	W	7-4	North Carolina
	Greenville, S.C.	L	5-7	Florida State
	Greenville, S.C.	W	11-7	NC State
1994	Greenville, S.C.	W	7-1	Maryland
	Greenville, S.C.	W	17-5	NC State
	Greenville, S.C.	W	9-6	Georgia Tech
	Greenville, S.C.	L	4-10	Florida State
	Greenville, S.C.	W	4-1	Florida State
1995	Greenville, S.C.	W	10-0	Maryland
	Greenville, S.C.	W	6-4	North Carolina
	Greenville, S.C.	W	11-0	Florida State
	Greenville, S.C.	W	16-7	NC State
	Greenville, S.C.	L	2-12	Florida State
	Greenville, S.C.	L	2-8	Florida State
1996	Chapel Hill, N.C.	W	6-1	Duke
	Chapel Hill, N.C.	W	6-1	Georgia Tech
	Durham, NC	L	2-4	Virginia
	Durham, NC	L	1-2	Florida State
1997	St. Petersburg, Fla.	W	8-6	Wake Forest
	St. Petersburg, Fla.	W	7-4	Georgia Tech
	St. Petersburg, Fla.	L	4-8	Florida State
	St. Petersburg, Fla.	W ⁽¹⁰⁾	11-6	NC State
	St. Petersburg, Fla.	L	0-10	Florida State
1998	Durham, N.C.	L	1-4	North Carolina
	Durham, N.C.	L	6-10	Georgia Tech
1999	Durham, N.C.	W	7-6	NC State
	Durham, N.C.	L	3-6	Wake Forest
	Durham, N.C.	W	7-6	Maryland
	Durham, N.C.	W	8-7	Florida State
	Durham, N.C.	L	5-9	Wake Forest
2000	Fort Mill, S.C.	W	9-5	Virginia
	Fort Mill, S.C.	W	8-4	Florida State
	Fort Mill, S.C.	L	8-9	Georgia Tech
	Fort Mill, S.C.	W	12-5	Virginia
	Fort Mill, S.C.	L	4-8	Georgia Tech
2001	Fort Mill, S.C.	L	3-7	Virginia
	Fort Mill, S.C.	W	7-6	North Carolina
	Fort Mill, S.C.	L	4-5	Florida State
2002	St. Petersburg, Fla.	W	10-0	Georgia Tech
	St. Petersburg, Fla.	L	4-9	Florida State
	St. Petersburg, Fla.	W	5-3	NC State
	St. Petersburg, Fla.	W	8-6	Wake Forest
	St. Petersburg, Fla.	L	1-4	Florida State
2003	Salem, Va.	L	2-10	North Carolina
	Salem, Va.	L	4-7	Duke
2004	Salem, Va.	W	7-6	North Carolina

RECORDS BY SITE & OPPONENT

Site	Years	W-L	Runs	Titles
Atlanta, Ga.	1	3-2	44-41	0
Clemson, S.C.	3	8-2	76-42	2
Chapel Hill, N.C.	5	17-9	168-111	1
Durham, N.C.	12	18-20	221-211	1
Fort Mill, S.C.	2	4-4	55-49	0
Greensboro, N.C.	3	4-5	45-48	0
Greenville, S.C.	9	35-12	349-196	4
Jacksonville, Fla.	4	9-6	89-73	1
Louisville, Ky.	1	0-2	5-16	0
Raleigh, N.C.	2	7-2	65-37	1
St. Petersburg, Fla.	2	6-4	58-56	0
Salem, Va.	2	2-4	37-41	0
Totals	46	113-72	1212-921	10


Team	W-L	Runs
Boston College	0-1	5-7
Duke	9-5	99-60
Florida State	10-13	120-125
Georgia Tech	16-11	208-163
Louisville	3-0	19-6
Maryland	12-0	104-30
Miami (Fla.)	4-2	25-22
North Carolina	16-13	148-147
Notre Dame	1-0	21-4
NC State	18-12	221-160
Virginia	11-9	109-101
Virginia Tech	0-1	8-9
Wake Forest	13-5	125-87
Totals	113-72	1212-921

	Saleri, Va.	L ⁽¹³⁾	7-11	Georgia Tech
	Salem, Va.	W	12-1	NC State
	Salem, Va.	L	5-6	North Carolina
2005	Jacksonville, Fla.	L	1-8	Virginia
	Jacksonville, Fla.	W	9-1	Miami (Fla.)
	Jacksonville, Fla.	W	5-4	NC State
	Jacksonville, Fla.	L	4-5	Virginia
2006	Jacksonville, Fla.	W ⁽⁷⁾	13-1	Wake Forest
	Jacksonville, Fla.	W	3-2	Georgia Tech
	Jacksonville, Fla.	L ⁽¹⁰⁾	7-8	Georgia Tech
	Jacksonville, Fla.	W	16-11	Georgia Tech
	Jacksonville, Fla.	W	8-4	NC State
2007	Jacksonville, Fla.	W ⁽¹³⁾	5-4	Miami (Fla.)
	Jacksonville, Fla.	L	2-3	Wake Forest
	Jacksonville, Fla.	W	5-1	Florida State
2008	Jacksonville, Fla.	L	1-7	Miami (Fla.)
	Jacksonville, Fla.	L ⁽⁷⁾	0-10	NC State
	Jacksonville, Fla.	W	10-4	Georgia Tech
2009	Durham, N.C.	L	5-6	Virginia
	Durham, N.C.	L	4-10	Duke
	Durham, N.C.	W ⁽¹¹⁾	4-3	North Carolina
2010	Greensboro, N.C.	L	8-13	NC State
	Greensboro, N.C.	L	8-9	Georgia Tech
	Greensboro, N.C.	W	9-3	Virginia Tech
2011	Durham, N.C.	W	9-0	Georgia Tech
	Durham, N.C.	L	3-6	Florida State
	Durham, N.C.	W	6-3	NC State

2012	Greensboro, N.C.	L	2-3	Virginia
	Greensboro, N.C.	W	9-7	Florida State
	Greensboro, N.C.	L	1-5	Georgia Tech
2013	Durham, N.C.	L	3-6	NC State
	Durham, N.C.	L ⁽¹⁴⁾	7-12	North Carolina
	Durham, N.C.	L	0-7	Miami (Fla.)
2014	Greensboro, N.C.	W	5-3	Duke
	Greensboro, N.C.	W	3-2	Miami (Fla.)
	Greensboro, N.C.	L	0-3	Georgia Tech
2015	Durham, N.C.	L	1-3	Florida State
	Durham, N.C.	W	7-2	Louisville
	Durham, N.C.	L	3-6	North Carolina
2016	Durham, N.C.	W	5-4	Virginia
	Durham, N.C.	W	5-3	Louisville
	Durham, N.C.	W	5-4	Wake Forest
	Durham, N.C.	W	18-13	Florida State
2017	Louisville, Ky.	L	3-6	Duke
	Louisville, Ky.	L	2-10	Virginia
2018	Durham, N.C.	W ⁽⁷⁾	21-4	Notre Dame
	Durham, N.C.	W	7-1	Miami (Fla.)
	Durham, N.C.	L	4-5	Florida State
2019	Durham, N.C.	L ⁽¹¹⁾	5-7	Boston College
	Durham, N.C.	W	7-1	Louisville
Totals			113-72 (.611)	46
Note: Championship-clinching wins in bold .				

Note: Championship-clinching wins in **bold**.

THE 1994 TIGERS WON THE ACC TOURNAMENT TITLE IN GREENVILLE, S.C.



NCAA TOURNAMENT RESULTS

Year	Site	W-L	Score	Opponent
1947	Charlotte, N.C.	L	2-8	Alabama
	Charlotte, N.C.	W	8-3	Auburn
	Charlotte, N.C.	W	1-0	Alabama
	Charlotte, N.C.	W	4-1	Alabama
	New Haven, Conn.	L	3-7	Yale
1950	Kannapolis, N.C.	L	1-6	Alabama
	Kannapolis, N.C.	L	2-4	Kentucky
1958	Gastonia, N.C.	L	6-8	Florida
	Gastonia, N.C.	W	4-2	George Washington
	Gastonia, N.C.	W ⁽¹⁰⁾	8-5	Florida State
	Gastonia, N.C.	W	15-14	Florida
	Gastonia, N.C.	W	3-1	Florida
	* Omaha, Neb.	W	3-1	Arizona
	* Omaha, Neb.	L	4-17	Holy Cross
	* Omaha, Neb.	L	3-5	Western Michigan
1959	Gastonia, N.C.	W	9-6	Georgia Tech
	Gastonia, N.C.	W	24-2	Florida State
	Gastonia, N.C.	W	5-0	Florida State
	* Omaha, Neb.	L ⁽¹²⁾	2-3	Arizona
	* Omaha, Neb.	W	7-1	Colorado State
	* Omaha, Neb.	L	0-7	Penn State
1967	Gastonia, N.C.	L	3-5	Florida State
	Gastonia, N.C.	W	5-0	West Virginia
	Gastonia, N.C.	W	6-4	Florida State
	Gastonia, N.C.	W	3-2	Auburn
	Gastonia, N.C.	L ⁽¹³⁾	5-6	Auburn
1975	Ypsilanti, Mich.	L	3-5	Eastern Michigan
	Ypsilanti, Mich.	L	4-5	Penn State
1976	Columbia, S.C.	W	13-2	Furman
	Columbia, S.C.	W	10-4	South Carolina
	Columbia, S.C.	W	6-2	Furman
	* Omaha, Neb.	W	9-4	Auburn
	* Omaha, Neb.	L ⁽¹⁰⁾	2-3	Eastern Michigan
	* Omaha, Neb.	L	6-10	Arizona
1977	Coral Gables, Fla.	W	8-7	Mississippi
	Coral Gables, Fla.	W	7-2	Miami (Fla.)
	Coral Gables, Fla.	L	3-10	Miami (Fla.)
	Coral Gables, Fla.	W	10-9	Miami (Fla.)
	* Omaha, Neb.	L	7-10	Arizona State
	* Omaha, Neb.	W	13-4	Temple
	* Omaha, Neb.	L	0-1	Cal State Los Angeles
1978	Coral Gables, Fla.	W	8-5	Miami (Fla.)
	Coral Gables, Fla.	L	3-9	Marshall
	Coral Gables, Fla.	L	5-7	Miami (Fla.)
1979	Coral Gables, Fla.	W	8-4	Georgia Southern
	Coral Gables, Fla.	L	1-2	Miami (Fla.)
	Coral Gables, Fla.	W	2-0	Georgia Southern
	Coral Gables, Fla.	L	1-4	Miami (Fla.)
1980	Clemson, S.C.	W	22-4	East Tennessee State
	Clemson, S.C.	W	6-2	South Carolina
	Clemson, S.C.	W	17-12	South Carolina
	* Omaha, Neb.	L	5-13	Miami (Fla.)
	* Omaha, Neb.	L	4-6	California
1981	Clemson, S.C.	L	2-7	Wichita State
	Clemson, S.C.	L	1-2	East Tennessee State
1987	Huntsville, Ala.	W	8-0	West Virginia
	Huntsville, Ala.	W	6-3	Seton Hall
	Huntsville, Ala.	L	5-6	Arkansas
	Huntsville, Ala.	W	6-3	Auburn
	Huntsville, Ala.	L	2-4	Arkansas
1988	New Britain, Conn.	W ⁽¹⁹⁾	3-2	Fordham
	New Britain, Conn.	L	1-6	Rutgers
	New Britain, Conn.	W	11-1	St. John's
	New Britain, Conn.	L	7-8	Kentucky
1989	Tallahassee, Fla.	W	6-2	Stetson
	Tallahassee, Fla.	L	7-14	Auburn
	Tallahassee, Fla.	W	13-5	Stetson
	Tallahassee, Fla.	W	11-1	Auburn
	Tallahassee, Fla.	L	1-8	Florida State
1990	Austin, Texas	L	6-9	Creighton
	Austin, Texas	W	8-5	Texas-Arlington
	Austin, Texas	L	3-4	Creighton
1991	Orono, Maine	W	13-5	Princeton
	Orono, Maine	W	8-3	Villanova
	Orono, Maine	W	10-9	Mississippi State
	Orono, Maine	W	13-5	Maine
	* Omaha, Neb.	L	4-8	Creighton
	* Omaha, Neb.	L	11-12	Long Beach State
1992	Starkville, Miss.	W	8-4	Yale
	Starkville, Miss.	L	5-6	UCLA
	Starkville, Miss.	L	6-7	Oklahoma
1993	Knoxville, Tenn.	W	7-3	Rutgers
	Knoxville, Tenn.	W	10-3	Fresno State
	Knoxville, Tenn.	L	4-11	Fresno State
	Knoxville, Tenn.	L	1-9	Kansas
1994	Clemson, S.C.	W	5-1	The Citadel
	Clemson, S.C.	L	1-8	Notre Dame
	Clemson, S.C.	W	6-1	Old Dominion



CLEMSON MADE ITS 11TH TRIP TO OMAHA WHEN IT PLAYED IN THE 2006 COLLEGE WORLD SERIES.

	Clemson, S.C.	L	5-11	Auburn		Clemson, S.C.	L	6-9	Arkansas
1995	Clemson, S.C.	W	8-4	Navy		Clemson, S.C.	W	8-7	Arkansas
	Clemson, S.C.	W	11-5	Jacksonville		Clemson, S.C.	W	7-4	Arkansas
	Clemson, S.C.	W	9-5	Winthrop		* Omaha, Neb.	W	11-10	Nebraska
	Clemson, S.C.	W	7-4	Alabama		* Omaha, Neb.	W	9-7	Georgia Tech
	* Omaha, Neb.	L	1-3	Tennessee		* Omaha, Neb.	L	4-12	South Carolina
	* Omaha, Neb.	L	3-8	Stanford		* Omaha, Neb.	L	2-10	South Carolina
1996	Clemson, S.C.	W	9-1	Charleston Southern	2003	Auburn, Ala.	L	8-10	Ohio State
	Clemson, S.C.	W	5-1	Old Dominion		Auburn, Ala.	W ⁽¹⁰⁾	7-6	Princeton
	Clemson, S.C.	W	6-3	West Virginia		Auburn, Ala.	L	0-15	Auburn
	Clemson, S.C.	W	12-5	Tennessee	2004	Athens, Ga.	W	10-6	Birmingham-Southern
	* Omaha, Neb.	L	3-7	Miami (Fla.)		Athens, Ga.	L	3-6	Georgia
	* Omaha, Neb.	W ⁽¹⁰⁾	8-5	Oklahoma State		Athens, Ga.	W	5-4	Birmingham-Southern
	* Omaha, Neb.	W	14-13	Alabama		Athens, Ga.	W	10-9	Georgia
	* Omaha, Neb.	L	5-14	Miami (Fla.)		Athens, Ga.	L ⁽¹⁰⁾	6-7	Georgia
1997	Lubbock, Texas	W	13-9	Nevada	2005	Clemson, S.C.	W	12-2	North Carolina A&T
	Lubbock, Texas	L	6-10	Rice		Clemson, S.C.	W	6-0	College of Charleston
	Lubbock, Texas	L	7-12	Texas State		Clemson, S.C.	W	8-3	Oral Roberts
1998	Clemson, S.C.	W	12-3	The Citadel		Waco, Texas	W	4-2	Baylor
	Clemson, S.C.	L ⁽¹⁶⁾	1-2	South Alabama		Waco, Texas	L	1-7	Baylor
	Clemson, S.C.	L	5-8	Southern California		Waco, Texas	L	1-6	Baylor
1999	Fayetteville, Ark.	L	5-23	Missouri State	2006	Clemson, S.C.	W	3-0	UNC Asheville
	Fayetteville, Ark.	W	17-3	Delaware		Clemson, S.C.	W	13-3	Elon
	Fayetteville, Ark.	W	12-4	Arkansas		Clemson, S.C.	W	8-6	Mississippi State
	Fayetteville, Ark.	W	8-7	Missouri State		Clemson, S.C.	W	11-8	Oral Roberts
	Fayetteville, Ark.	W	7-5	Missouri State		Clemson, S.C.	W	6-5	Oral Roberts
	College Station, Texas	L	3-20	Texas A&M		* Omaha, Neb.	W	8-4	Georgia Tech
	College Station, Texas	W	10-3	Texas A&M		* Omaha, Neb.	L	0-2	North Carolina
	College Station, Texas	L	4-5	Texas A&M		* Omaha, Neb.	L	6-7	Cal State Fullerton
2000	Clemson, S.C.	W	4-0	Middle Tennessee	2007	Myrtle Beach, S.C.	W	3-2	St. John's
	Clemson, S.C.	W	9-3	Illinois		Myrtle Beach, S.C.	W	11-8	Coastal Carolina
	Clemson, S.C.	W	21-3	Middle Tennessee		Myrtle Beach, S.C.	W	15-3	Coastal Carolina
	Clemson, S.C.	W	11-4	Mississippi State		Starkville, Miss.	L	6-8	Mississippi State
	Clemson, S.C.	W	9-4	Mississippi State		Starkville, Miss.	L	5-8	Mississippi State
	* Omaha, Neb.	W	10-6	San Jose State	2009	Clemson, S.C.	W	5-4	Tennessee Tech
	* Omaha, Neb.	L	4-10	Stanford		Clemson, S.C.	L	2-3	Oklahoma State
	* Omaha, Neb.	L	4-5	Louisiana		Clemson, S.C.	W	10-0	Tennessee Tech
2001	Clemson, S.C.	W	4-1	William & Mary		Clemson, S.C.	W	15-1	Oklahoma State
	Clemson, S.C.	W	24-4	Seton Hall		Clemson, S.C.	W	6-5	Oklahoma State
	Clemson, S.C.	W	8-2	Seton Hall		Tempe, Ariz.	L	4-7	Arizona State
	Coral Gables, Fla.	L	8-10	Miami (Fla.)		Tempe, Ariz.	L	2-8	Arizona State
	Coral Gables, Fla.	L	6-14	Miami (Fla.)	2010	Auburn, Ala.	W	10-1	Southern Mississippi
2002	Clemson, S.C.	W	15-1	Georgia Southern		Auburn, Ala.	W	5-2	Auburn
	Clemson, S.C.	W	4-2	East Carolina		Auburn, Ala.	L	10-11	Auburn
	Clemson, S.C.	W	21-1	East Carolina		Auburn, Ala.	W	13-7	Auburn

NCAA TOURNAMENT RECORDS

APPEARANCES

Rk	Team	App.
1.	Texas	59
2.	Florida State	57
3.	Miami (Fla.)	46
4.	Oklahoma State	45
5.	Clemson	44
6.	Arizona State	40
	Cal State Fullerton	40
8.	Oklahoma	37
	St. John's	37
	Southern California	37

CONSECUTIVE APPEARANCES

Rk	Team	Streak Start	App.
1.	Florida State	1978	42
2.	Vanderbilt	2006	14
3.	Texas A&M	2007	13
4.	Florida	2008	12
5.	Clemson	2009	11

Note: Active streaks only.

COLLEGE WORLD SERIES APPEARANCES

Rk	Team	App.
1.	Texas	36
2.	Miami (Fla.)	25
3.	Florida State	23
4.	Arizona State	22
5.	Southern California	21
6.	Oklahoma State	20
7.	Cal State Fullerton	18
	Louisiana State	18
9.	Arizona	17
10.	Stanford	16
11.	Clemson	12
	Florida	12
13.	Mississippi State	11
	North Carolina	11
	South Carolina	11
16.	Arkansas	10
	Northern Colorado	10
	Oklahoma	10

	Clemson, S.C.	L	4-5	Alabama
	Clemson, S.C.	W	19-5	Alabama
	Clemson, S.C.	W	8-6	Alabama
	* Omaha, Neb.	W	6-3	Arizona State
	* Omaha, Neb.	W	6-4	Oklahoma
	* Omaha, Neb.	L	1-5	South Carolina
	* Omaha, Neb.	L	3-4	South Carolina
2011	Clemson, S.C.	W	11-1	Sacred Heart
	Clemson, S.C.	W	12-7	Coastal Carolina
	Clemson, S.C.	L	6-7	Connecticut
	Clemson, S.C.	L	1-14	Connecticut
2012	Columbia, S.C.	W	11-3	Coastal Carolina
	Columbia, S.C.	L ⁽¹²⁾	4-5	South Carolina
	Columbia, S.C.	W	5-3	Coastal Carolina
	Columbia, S.C.	L	3-4	South Carolina
2013	Columbia, S.C.	L	3-8	Liberty
	Columbia, S.C.	W	10-2	St. Louis
	Columbia, S.C.	L	1-3	Liberty
2014	Nashville, Tenn.	L	1-18	Oregon
	Nashville, Tenn.	L	4-6	Xavier
2015	Fullerton, Calif.	L	4-7	Arizona State
	Fullerton, Calif.	L	8-10	Pepperdine
2016	Clemson, S.C.	W	24-10	Western Carolina
	Clemson, S.C.	L	2-12	Oklahoma State
	Clemson, S.C.	W	15-3	Western Carolina
	Clemson, S.C.	L	2-9	Oklahoma State
2017	Clemson, S.C.	W	5-4	UNC Greensboro
	Clemson, S.C.	L	4-9	Vanderbilt
	Clemson, S.C.	W	6-3	UNC Greensboro
	Clemson, S.C.	W	6-0	Vanderbilt
	Clemson, S.C.	L	0-8	Vanderbilt
2018	Clemson, S.C.	W ⁽¹⁰⁾	4-3	Morehead State
	Clemson, S.C.	L	3-4	Vanderbilt
	Clemson, S.C.	W	9-8	St. John's
	Clemson, S.C.	L	6-19	Vanderbilt
2019	Oxford, Miss.	W	8-4	Illinois
	Oxford, Miss.	L	1-6	Mississippi
	Oxford, Miss.	L	2-9	Jacksonville State

Totals 121-95 (.560) 44 Tournaments

* - College World Series; Note: Championship-clinching wins in **bold**.

WEEKLY RANKINGS

1987

Date	BA	CB
Pre	---	---
2-16	14	---
2-23	13	---
3-2	13	---
3-9	13	20
3-16	10	8
3-23	10	7
3-30	8	8
4-6	8	10
4-13	9	6
4-20	9	7
4-27	11	12
5-4	9	11
5-11	9	9
5-18	10	13
5-26	10	10
Final	10	10

1988

Date	BA	CB
Pre	---	---
2-21	---	---
3-1	---	---
3-8	23	17
3-15	19	9
3-22	20	17
3-29	20	20
4-5	16	17
4-12	12	13
4-19	12	10
4-26	11	7
5-3	11	6
5-10	10	7
5-17	14	13
5-24	14	8
Final	15	21

1989

Date	BA	CB
Pre	13	15
2-13	14	16
2-20	13	16
2-27	15	21
3-6	13	19
3-13	14	14
3-20	13	14
3-27	14	11
4-3	11	10
4-10	8	7
4-17	12	9
4-24	16	15
5-1	18	---
5-8	18	24
5-15	25	---
5-22	19	16
Final	14	14

1990

Date	BA	CB
Pre	20	20
2-13	20	18
2-20	20	18
2-27	18	16
3-6	18	16
3-13	18	14
3-20	17	12
3-27	25	19
4-3	---	---
4-10	---	---
4-17	---	---
4-24	---	---
5-1	22	18
5-8	---	23
5-15	---	23
5-22	---	---
5-29	---	---
Final	---	---

1991

Date	BA	CB
Pre	---	22
2-12	---	22
2-19	---	22
2-26	---	22
3-5	18	22
3-12	16	23
3-19	15	14

3-26	14	16
4-2	13	13
4-9	11	10
4-16	11	11
4-23	6	8
4-30	5	6
5-6	5	5
5-13	4	5
5-20	4	4
5-27	4	3
Final	4	8

1992

Date	BA	CB
Pre	18	24
2-17	18	24
2-24	16	22
3-2	14	18
3-9	10	9
3-16	10	6
3-23	8	7
3-30	5	4
4-7	4	3
4-14	3	2
4-21	3	2
4-28	4	3
5-5	4	4
5-12	4	3
5-19	5	6
5-26	7	10
Final	7	10

1993

Date	BA	CB	USA
Pre	19	21	20
2-8	20	21	20
2-22	22	---	22
3-1	20	25	22
3-8	24	---	18
3-15	24	---	16
3-22	---	---	19
3-29	---	---	22
4-5	---	---	18
4-12	---	---	16
4-19	---	---	17
4-26	---	---	22
5-3	---	---	19
5-10	22	---	15
5-17	22	25	12
5-24	16	22	11
Final	17	17	16

1994

Date	BA	CB	USA
2-14	---	25	NP
2-21	---	17	NP
2-28	---	22	NP
3-7	---	15	NP
3-14	---	7	NP
3-21	---	7	NP
3-28	15	14	7
4-4	13	12	7
4-11	8	7	5
4-18	8	6	4
4-25	9	4	5
5-2	6	1	2
5-9	3	1	1
5-16	1	1	1
5-23	1	1	1
5-31	4	9	NP
Final	4	9	9

1995

Date	BA	CB	USA
Pre	5	4	5
2-13	5	4	5
2-20	9	8	7
2-27	8	8	7
3-6	6	6	4
3-13	4	5	4
3-20	2	2	2
3-27	1	1	1
4-3	3	3	4
4-10	2	2	3
4-17	2	2	2
4-24	5	4	6
5-1	3	4	3
5-8	3	4	3
5-15	5	7	5

5-22	4	5	6
5-29	4	4	5
Final	8	8	8

1996

Date	BA	CB	USA
Pre	7	21	8
2-13	7	21	NP
2-20	11	22	19
2-27	10	18	15
3-5	5	9	8
3-12	5	5	6
3-19	6	10	9
3-26	7	9	7
4-2	9	9	8
4-9	9	9	7
4-16	4	8	4
4-23	7	12	8
4-30	11	16	9
5-7	6	10	8
5-14	5	8	5
5-21	8	10	9
5-27	5	7	NP
Final	5	4	4

1997

Date	BA	CB	USA
Pre	22	17	18
2-10	22	17	NP
2-17	22	17	13
2-24	19	10	11
3-3	21	12	13
3-10	13	12	12
3-17	11	10	10
3-24	16	15	13
3-31	17	18	13
4-7	---	25	15
4-14	---	---	17
4-21	---	---	22
4-28	---	---	23
5-5	---	---	21
5-12	---	---	20
5-19	---	25	22
5-26	---	---	NP
Final	---	---	24

1998

Date	BA	CB	USA
Pre	---	16	22
2-9	23	16	NP
2-16	23	16	16
2-23	21	14	13
3-2	16	10	10
3-9	12	5	7
3-16	10	5	6
3-23	8	4	4
3-30	7	5	4
4-6	7	5	3
4-13	9	8	7
4-20	8	7	4
4-27	7	7	3
5-4	8	10	5
5-11	13	18	9
5-18	18	18	14
5-25	21	23	NP
Final	21	23	19

1999

Date	BA	CB	USA
Pre	14	20	16
2-8	14	22	NP
2-15	11	20	13
2-22	12	20	14
3-1	19	---	22
3-8	---	---	---
3-15	---	---	---
3-22	---	---	---
3-29	---	---	---
4-5	---	---	---
4-12	---	---	---
4-19	---	---	---
4-26	---	23	---
5-3	---	23	---
5-10	---	19	---
5-17	---	19	---
5-24	24	16	---
5-31	17	12	NP
6-7	17	13	NP
Final	17	13	14

2000

Date	BA	CB	USA
Pre	24	11	15
2-7	19	NP	NP
2-14	19	11	18
2-21	17	9	13
2-28	15	8	12
3-6	16	8	10
3-13	10	4	7
3-20	7	1	5
3-27	4	1	4
4-3	9	8	7
4-10	7	6	6
4-17	9	7	6
4-24	7	7	5
5-1	8	9	8
5-8	6	8	6
5-15	7	6	7
5-22	9	8	8
5-29	7	5	NP
6-5	3	3	NP
Final	7	6	5

2001

Date	BA	CB	USA
Pre	10	5	5
2-5	10	5	NP
2-12	13	5	8
2-19	14	10	10
2-26	14	13	13
3-5	14	13	15
3-12	14	10	14
3-19	14	10	11
3-26	13	14	12
4-2	11	8	12
4-9	17	17	18
4-16	12	13	18
4-23	12	12	15
4-30	17	14	16
5-7	17	13	16
5-14	15	13	17
5-21	19	14	20
5-28	17	12	NP
6-4	17	13	NP
Final	17	13	14

2002

Date	BA	CB	USA
Pre	2	6	5
2-11	2	4	4
2-18	3	4	4
2-25	2	3	3
3-4	2	3	3
3-11	2	2	2
3-18	2	2	2
3-25	2	1	1
4-1	1	1	1
4-8	1	1	1
4-15	1	1	1
4-22	1	1	1
4-29	1	1	1
5-6	1	1	1
5-13	1	1	1
5-20	6	6	5
5-27	5	7	4
6-3	5	5	NP
6-10	4	4	NP
Final	3	3	3

2003

Date	BA	CB	USA
Pre	19	18	15
2-3	NP	18	NP
2-10	19	18	14
2-17	18	17	12
2-24	19	19	18
3-3	19	19	18
3-10	19	19	18
3-17	17	14	16
3-24	14	10	13
3-31	20	15	17
4-7	18	13	14
4-14	19	15	15
4-21	---	---	20
4-28	20	16	14
5-5	20	15	14
5-12	---	---	19
5-19	24	21	17
5-26	---	---	21

6-2	---	---	NP
6-9	---	---	NP
Final	---	---	---

2004

Date	BA	CB	USA
Pre	11	17	13
2-9	11	17	14
2-16	11	17	14
2-23	11	17	11
3-1	18	---	25
3-8	25	---	---
3-15	---	---	---
3-22	---	---	---
3-29	---	---	---
4-5	---	23	---
4-12	---	---	---
4-19	---	17	---
4-26	22	11	25
5-3	---	13	---
5-10	---	20	---
5-17	---	---	---
5-24	---	22	---
5-31	---	22	---
6-7	---	---	NP
6-14	---	---	NP
Final	---	---	---

2005

Date	BA	CB	USA
Pre	---	21	23
2-7	---	21	23
2-14	---	21	24
2-21	---	---	---
2-28	---	24	---
3-7	---	---	---
3-14	---	---	---
3-21	---	---	---
3-28	---	---	---
4-4	---	---	---
4-11	---	---	---
4-18	---	---	---
4-25	---	---	---
5-2	---	---	---
5-9	---	---	---
5-16	---	24	---
5-23	20	12	19
5-30	15	12	19
6-7	13	12	NP
6-14	14	13	NP
Final	14	13	16

2006

Date	BA	CB	USA</
------	----	----	-------

WEEKLY RANKINGS

2018						
Date	BA	CB	D1	NCBWA	PG	USA
Pre	12	15	---	19	24	21
2-19	11	12	25	16	22	NP
2-26	10	7	14	14	16	NP
3-5	10	6	12	13	16	11
3-12	5	2	10	10	13	9
3-19	12	10	14	16	14	15
3-26	12	8	12	14	12	12
4-2	8	6	11	9	9	9
4-9	7	3	11	8	8	8
4-16	14	13	17	16	12	15
4-23	14	14	12	12	8	10
4-30	10	8	10	8	6	9
5-7	8	5	8	7	5	6
5-14	9	4	8	7	5	7
5-21	6	4	6	5	4	5
5-28	7	2	7	5	7	7
6-5	NP	17	NP	19	NP	NP
6-12	NP	17	NP	NP	NP	NP
Final	19	17	20	19	12	18

2019						
Date	BA	CB	D1	NCBWA	PG	USA
Pre	14	15	24	17	24	19
2-18	14	15	24	17	24	NP
2-25	14	15	23	16	24	NP
3-4	21	20	---	24	---	---
3-11	18	12	24	21	24	20
3-18	25	20	---	25	---	23
3-25	24	15	---	24	---	---
4-1	21	13	23	20	24	19
4-8	17	13	16	17	19	16
4-15	23	16	24	21	---	20
4-22	---	---	---	---	---	---
4-29	---	---	---	---	---	---
5-6	---	---	---	---	---	---
5-13	---	---	---	---	---	---
5-20	---	---	---	---	---	---
5-27	---	---	---	---	---	---
6-4	NP	---	NP	NP	NP	NP
6-11	NP	---	NP	NP	NP	NP
Final	---	---	---	---	---	---

BA - Baseball America; CB - Collegiate Baseball; D1 - D1Baseball; NCBWA - National College Baseball Writers Association; PG - Perfect Game; USA - USA Today; NP - no poll

COACHING RECORDS

Head Coach	Years	ACC				Overall			
		W	L	T	Win %	W	L	T	Win %
R.T.V. Bowman	(2) 1896,98					2	6	0	.250
Unknown	(2) 1899,00					12	5	0	.706
John Heisman	(3) 1901-03					28	6	1	.814
John McMakin	(3) 1904-06					20	23	3	.467
Frank Shaughnessy	(1) 1907					9	7	1	.559
Robert Lynch	(1) 1908					6	11	0	.353
Jesse Reynolds	(1) 1909					10	12	0	.455
Joe Holland	(1) 1910					10	11	0	.476
Frank Dobson	(3) 1911-13					37	21	0	.638
Thomas Robertson	(1) 1914					16	6	0	.727
Vet Sittin	(2) 1915,16					26	18	1	.589
Country Morris	(2) 1917,20					17	28	0	.378
Edward Donahue	(2) 1918,19					17	21	1	.449
Larry Conover	(1) 1921					5	14	0	.263
L.V.H. Durfee	(3) 1922-24					29	26	1	.527
Thomas May	(1) 1925					11	14	0	.440
Cul Richards	(1) 1926					8	11	0	.421
Tink Gillam	(1) 1927					11	13	1	.460
Joe Guyon	(4) 1928-31					42	36	3	.537
Jess Neely	(7) 1932-38					67	66	2	.504
Randy Hinson	(4) 1939,40,46,47					58	19	2	.747
Tom Rogers	(2) 1941,42					18	14	0	.563
Frank Howard	(1) 1943					12	3	0	.800
Walter Cox	(5) 1945,48-51					70	48	1	.592
Bob Smith	(6) 1952-57	18	34	2	.352	52	65	2	.445
Bill Wilhelm	(36) 1958-93	378	158	1	.705	1161	536	10	.683
Jack Leggett	(22) 1994-15	369	219	1	.627	955	480	1	.665
Monte Lee	(4) 2016-19	70	50	0	.583	168	83	0	.669
Totals	122 seasons	835	461	4	.644	2877	1603	30	.641

WINNINGEST HEAD COACHES

Rk	Head Coach	Current/Last School	Years	W	L	T	Win %
1.	Mike Martin	Florida State	40	2029	736	4	.733
2.	Augie Garrido	Texas	44	1864	857	8	.684
3.	Gene Stephenson	Wichita State	36	1768	675	3	.723
4.	Mark Marquess	Stanford	41	1627	878	7	.649
5.	Jim Morris	Miami (Fla.)	37	1594	716	4	.690
6.	Cliff Gustafson	Texas	29	1427	373	2	.792
7.	Ron Polk	Mississippi State	35	1373	702	2	.662
8.	Rod Dedeaux	Southern California	44	1342	597	16	.691
9.	Jack Leggett	Clemson	36	1332	770	1	.634
	Jim Gilligan	Lamar	38	1332	870	7	.605
11.	* John Anderson	Minnesota	38	1317	887	3	.597
12.	Pete Dunn	Stetson	37	1312	887	3	.597
13.	Bob Bennett	Fresno State	34	1300	757	8	.631
14.	* Keith Guttin	Missouri State	37	1279	812	0	.612
15.	* Paul Mainieri	Louisiana State	31	1276	626	6	.670
16.	* Danny Hall	Georgia Tech	32	1270	668	1	.655
17.	Ron Fraser	Miami (Fla.)	30	1267	440	9	.741
18.	Jack Stallings	Georgia Southern	39	1255	799	10	.610
19.	Larry Cochell	Oklahoma	35	1235	762	3	.618
20.	Jim Dietz	San Diego State	31	1230	751	18	.620
21.	Richard Jones	Illinois	36	1214	719	6	.628
22.	Bill Wilhelm	Clemson	36	1161	536	10	.683
	Norm DeBriyn	Arkansas	33	1161	650	6	.641
24.	Chuck Brayton	Washington State	33	1158	525	7	.687
25.	Jay Bergman	Central Florida	30	1148	651	1	.638

* - active; Note: Records are through the 2019 season; only includes records as a head coach at a Division I school.

ASSISTANT COACHES

Year	Assistant	Assistant	Assistant
1958	Jim Partin	Don Wade	
1959	Jim Partin		
1960	Jim Partin		
1961	Bailey Hendley		
1962	Sam Poe		
1963	Coleman Glaze		
1964	Tommy Lyon		
1965	Tommy Lyon	Dick Sargent	
1966	Dale Smith	Sack Bagley	
1967	Ellis Dantzler		
1968			
1969			
1970	Bill Pate		
1971	Eddie Barbary		
1972			
1973			
1974	Bill Prophet		
1975	Kenny Bagwell		
1976	Richard Haynes		
1977	Kenny Bagwell		
1978	Turtle Thomas		

1979	Turtle Thomas	Lin Hamilton
1980	Turtle Thomas	Lin Hamilton
1981	Turtle Thomas	*Walker Swain
1982	Turtle Thomas	*Walker Swain
1983	Turtle Thomas	*Walker Swain
1984	Turtle Thomas	*Walker Swain
1985	Turtle Thomas	*Walker Swain
1986	Dave Littlefield	*Jeff Gilbert
1987	Dave Littlefield	*Joel Lepel
1988	Dave Littlefield	*Joel Lepel
1989	Kurt Seibert	*Joel Lepel
1990	Kurt Seibert	*Dick Grapenthin
1991	Kurt Seibert	*Dick Grapenthin
1992	Jack Leggett	*Randy Mazey
1993	Jack Leggett	*Randy Mazey
1994	Tim Corbin	*John Pawlowski
1995	Tim Corbin	*John Pawlowski
1996	Tim Corbin	*John Pawlowski
1997	Tim Corbin	*John Pawlowski
1998	Tim Corbin	*John Pawlowski
1999	Tim Corbin	*Kevin O'Sullivan
2000	Tim Corbin	*Kevin O'Sullivan

2001	Tim Corbin	*Kevin O'Sullivan	Shane Carley
2002	Tim Corbin	*Kevin O'Sullivan	Erik Bakich
2003	*Kevin O'Sullivan	Tom Riginos	Bradley LeCroy
2004	*Kevin O'Sullivan	Tom Riginos	Bradley LeCroy
2005	*Kevin O'Sullivan	Tom Riginos	Bradley LeCroy
2006	*Kevin O'Sullivan	Tom Riginos	Russell Triplett
2007	*Kevin O'Sullivan	Tom Riginos	Toby Bicknell
2008	Tom Riginos	*Kyle Bunn	Toby Bicknell
2009	Tom Riginos	*Kyle Bunn	Michael Johnson
2010	Tom Riginos	*Dan Pepicelli	Michael Johnson
2011	*Dan Pepicelli	Bradley LeCroy	Michael Johnson
2012	*Dan Pepicelli	Bradley LeCroy	Michael Johnson
2013	*Dan Pepicelli	Bradley LeCroy	Michael Johnson
2014	*Dan Pepicelli	Bradley LeCroy	Stephen Faris
2015	*Dan Pepicelli	Bradley LeCroy	Stephen Faris
2016	Bradley LeCroy	*Andrew See	Greg Starbuck
2017	Bradley LeCroy	*Andrew See	Greg Starbuck
2018	Bradley LeCroy	*Andrew See	Greg Starbuck
2019	Bradley LeCroy	*Andrew See	Greg Starbuck

* - pitching coach

YEAR-BY-YEAR TEAM RECORDS

PRE-ACC ERA (1896-1953)

Head Coach	Year	W	L	T	Win %
R.T.V. Bowman	1896	0	2	0	.000
	1897	No Team			
R.T.V. Bowman	1898	2	4	0	.333
Unknown	1899	4	3	0	.571
Unknown	1900	8	2	0	.800
John Heisman	1901	10	2	1	.808
John Heisman	1902	9	3	0	.750
John Heisman	1903	9	1	0	.900
John McMakin	1904	8	5	1	.607
John McMakin	1905	6	8	1	.433
Phillip Sittton					
John McMakin	1906	6	10	1	.382
Frank Shaughnessy	1907	9	7	1	.559
Robert Lynch	1908	6	11	0	.353
Jesse Reynolds	1909	10	12	0	.455
Joe Holland	1910	10	11	0	.476
Frank Dobson	1911	13	10	0	.565
Frank Dobson	1912	11	6	0	.647
Frank Dobson	1913	13	5	0	.722

Thomas Robertson	1914	16	6	0	.727
Vet Sittton	1915	13	7	0	.650
Vet Sittton	1916	13	11	1	.540
Country Morris	1917	13	13	0	.500
Edward Donahue	1918	11	6	0	.647
Edward Donahue	1919	6	15	1	.295
Country Morris	1920	4	15	0	.210
Larry Conover	1921	5	14	0	.263
L.V.H. Durfee	1922	10	8	0	.556
L.V.H. Durfee	1923	13	8	1	.614
L.V.H. Durfee	1924	6	10	0	.375
Thomas May	1925	11	14	0	.440
Cul Richards	1926	8	11	0	.420
Tink Gillam	1927	11	13	1	.460
Joe Guyon	1928	12	9	2	.565
Joe Guyon	1929	15	11	1	.574
Joe Guyon	1930	9	14	0	.391
Joe Guyon	1931	6	2	0	.750
Jess Neely	1932	14	6	0	.700
Jess Neely	1933	10	10	0	.500

Jess Neely	1934	8	8	1	.500
Jess Neely	1935	16	7	1	.688
Jess Neely	1936	6	11	0	.353
Jess Neely	1937	7	12	0	.368
Jess Neely	1938	6	12	0	.333
Randy Hinson	1939	10	7	0	.588
Randy Hinson	1940	12	2	2	.813
Tom Rogers	1941	10	6	0	.625
Tom Rogers	1942	8	8	0	.500
Frank Howard	1943	12	3	0	.800
	1944	No Team			
Walter Cox	1945	7	6	0	.538
Randy Hinson	1946	12	5	0	.706
Randy Hinson	1947	24	5	0	.828
Walter Cox	1948	14	12	1	.537
Walter Cox	1949	11	12	0	.478
Walter Cox	1950	20	11	0	.625
Walter Cox	1951	18	7	0	.720
Bob Smith	1952	10	12	0	.455
Bob Smith	1953	11	6	0	.647

ACC ERA (1954-2019)

Head Coach	Year	W	L	T	Win %	ACC	Finish	Best Rank
Bob Smith	*1954	14	10	0	.583	8-4	1st	
Bob Smith	1955	7	11	0	.389	5-9	7th	
Bob Smith	1956	4	14	2	.250	2-10-2	7th	
Bob Smith	1957	6	12	0	.333	3-11	8th	
Bill Wilhelm	*1958	22	8	0	.733	11-3	1st	
Bill Wilhelm	*1959	24	8	0	.750	9-5	1st	7 CB
Bill Wilhelm	1960	11	10	1	.523	7-6	4th	
Bill Wilhelm	1961	12	11	0	.522	6-8	5th	
Bill Wilhelm	1962	17	8	0	.680	8-6	T-3rd	
Bill Wilhelm	1963	15	11	0	.577	9-5	T-2nd	
Bill Wilhelm	1964	13	13	0	.500	6-7	T-4th	
Bill Wilhelm	1965	18	10	2	.663	9-5	2nd	
Bill Wilhelm	1966	20	7	2	.724	9-4	2nd	
Bill Wilhelm	*1967	29	9	0	.763	11-2	1st	7 CB
Bill Wilhelm	1968	27	14	0	.659	11-7	4th	
Bill Wilhelm	1969	27	17	2	.609	12-8-1	3rd	
Bill Wilhelm	1970	32	16	0	.667	14-7	2nd	18 CB
Bill Wilhelm	1971	27	14	0	.659	10-4	2nd	22 CB
Bill Wilhelm	1972	19	15	0	.559	6-7	5th	
Bill Wilhelm	1973	24	16	0	.600	10-2	T-1st	
Bill Wilhelm	1974	23	15	0	.605	10-1	1st	
Bill Wilhelm	1975	33	10	0	.767	10-2	T-1st	25 CB
Bill Wilhelm	*1976	36	15	0	.706	10-2	1st	5 CB
Bill Wilhelm	1977	42	10	0	.808	9-1	1st	5 CB
Bill Wilhelm	*1978	39	14	0	.736	10-2	1st	25 CB
Bill Wilhelm	*1979	40	15	0	.727	10-1	1st	9 CB
Bill Wilhelm	*1980	38	21	0	.644	6-5	3rd	4 CB
Bill Wilhelm	*1981	34	24	0	.586	10-4	T-1st	
Bill Wilhelm	1982	37	22	0	.627	10-2	1st	
Bill Wilhelm	1983	30	20	1	.598	6-5	3rd	
Bill Wilhelm	1984	38	17	0	.691	12-2	T-1st	
Bill Wilhelm	1985	36	30	1	.545	9-4	T-1st	
Bill Wilhelm	1986	42	21	0	.667	9-4	3rd	
Bill Wilhelm	1987	54	14	1	.790	16-5	2nd	10 BA,CB
Bill Wilhelm	1988	54	14	0	.794	18-2	1st	15 BA
Bill Wilhelm	*1989	50	20	0	.714	13-5	2nd	14 BA,CB
Bill Wilhelm	1990	43	23	0	.651	14-6	2nd	
Bill Wilhelm	*1991	60	10	0	.857	18-3	1st	4 BA
Bill Wilhelm	1992	50	14	0	.781	19-5	1st	7 BA
Bill Wilhelm	*1993	45	20	0	.692	11-11	5th	16 USA
Jack Leggett	*1994	57	18	0	.760	20-4	1st	4 BA
Jack Leggett	1995	54	14	0	.794	20-4	1st	8 BA,CB,USA
Jack Leggett	1996	51	17	0	.750	17-7	2nd	4 CB,USA
Jack Leggett	1997	41	23	0	.641	13-10	4th	24 USA
Jack Leggett	1998	43	16	0	.729	14-9	T-2nd	19 USA
Jack Leggett	1999	42	27	0	.609	13-10	3rd	13 CB
Jack Leggett	2000	51	18	0	.739	17-7	2nd	5 USA
Jack Leggett	2001	41	22	0	.650	17-7	2nd	13 CB
Jack Leggett	2002	54	17	0	.761	16-8	4th	3 BA,CB,USA
Jack Leggett	2003	39	22	0	.639	15-9	T-3rd	
Jack Leggett	2004	39	26	0	.600	14-10	T-4th	
Jack Leggett	2005	43	23	0	.652	21-9	2nd	13 CB
Jack Leggett	*2006	53	16	0	.768	24-6	^1st	5 BA,CB,USA
Jack Leggett	2007	41	23	0	.641	18-12	^2nd	12 CB
Jack Leggett	2008	31	27	1	.534	11-18-1	^4th	
Jack Leggett	2009	44	22	0	.667	19-11	^2nd	14 USA
Jack Leggett	2010	45	25	0	.643	18-12	^T-1st	4 CB,USA
Jack Leggett	2011	43	20	0	.683	17-13	^2nd	16 USA
Jack Leggett	2012	35	28	0	.556	16-14	^3rd	
Jack Leggett	2013	40	22	0	.645	18-12	^3rd	25 USA

Jack Leggett	2014	36	25	0	.590	15-14	^T-2nd	
Jack Leggett	2015	32	29	0	.525	16-13	^4th	
Monte Lee	*2016	44	20	0	.688	16-14	^4th	15 USA
Monte Lee	2017	42	21	0	.667	17-13	^3rd	22 USA
Monte Lee	2018	47	16	0	.746	22-8	^1st	12 PG
Monte Lee	2019	35	26	0	.574	15-15	^4th	
Totals	122 seasons	2877	1603	30	.641	835-461-4		

* - ACC champion; ^ - Atlantic Division

JACK LEGGETT LED
THE TIGERS TO 955
WINS AS HEAD COACH
FROM 1994 TO 2015.



ALL-TIME RESULTS

1896 (0-2)

Head Coach - R.T.V. Bowman (1st Season)				
Date	Site	W-L	Score	Opponent
4-24	H	L	13-20	Furman
5-9	A	L	11-14	Furman

1897 - NO TEAM

1898 (2-4)

Head Coach - R.T.V. Bowman (2nd Season)				
Date	Site	W-L	Score	Opponent
4-8	A	L	4-10	Erskine
4-9	A	W	6-1	Erskine
4-16	A	L	2-5	Furman
4-23	H	W	14-3	Furman
5-7	A	L	4-13	Wofford
5-14	H	L	14-15	Furman

1899 (4-3)

Head Coach - Unknown				
Date	Site	W-L	Score	Opponent
3-29	H	L	3-14	Cornell
4-1	A	L	5-6	Wofford
4-8	N1	W	6-2	Erskine
4-28	A	L	4-9	Erskine
5-11	A	W	11-3	College of Charleston
5-12	N2	W ⁽⁶⁾	21-8	South Carolina
5-20	H	W	11-3	College of Charleston
N1 - Anderson, S.C.; N2 - Charleston, S.C.				

1900 (8-2)

Head Coach - Unknown				
Date	Site	W-L	Score	Opponent
3-27	H	W	9-7	Cornell
4-7	N1	W	6-2	Erskine
4-14	A	W	5-1	Furman
4-20	N2	L	7-13	Erskine
4-27	H	L	0-6	Wofford
5-7	H	W	12-0	College of Charleston
5-9	H	W	9-0	The Citadel
5-11	A	W	2-1	Newberry
5-12	A	W	5-4	South Carolina
5-16	A	W	13-3	Georgia
N1 - Anderson, S.C.; N2 - Greenwood, S.C.				

1901 (10-2-1)

Head Coach - John Heisman (1st Season)				
Date	Site	W-L	Score	Opponent
3-29	H	W	8-0	Auburn
3-30	H	W	11-4	Auburn
4-6	N1	L	0-14	North Carolina
4-12	A	L	6-7	Mercer
4-13	A	W	6-3	Mercer
4-23	H	W	25-2	Georgia
4-26	H	W	7-5	Wofford
4-30	H	W	14-1	Wake Forest
5-3	A	W	8-5	Wofford
5-8	H	T ⁽⁸⁾	2-2	North Carolina
5-9	H	W	17-2	The Citadel
5-10	A	W ⁽⁹⁾	15-8	Erskine
5-11	A	W	12-4	South Carolina
N1 - Charlotte, N.C.				

1902 (9-3)

Head Coach - John Heisman (2nd Season)				
Date	Site	W-L	Score	Opponent
3-29	N1	L	5-16	North Carolina
4-1	H	W	10-2	Hobart
4-3	H	W ⁽⁹⁾	6-2	Cornell
4-5	N2	W ⁽⁷⁾	9-0	\$ Virginia Tech
4-7	A	W	4-2	The Citadel
4-11	H	W	11-3	Mercer
4-12	A	L	4-12	Georgia Tech
4-17	H	L	1-2	Georgia
4-25	A	W	1-0	Newberry
4-26	A	W	3-1	South Carolina
5-9	A	W	11-3	Furman
5-13	H	W	6-3	Wofford
\$ - forfeited in the seventh inning with Clemson ahead 25-0; N1 - Charlotte, N.C.; N2 - Charleston, S.C.				

1903 (9-1)

Head Coach - John Heisman (3rd Season)				
Date	Site	W-L	Score	Opponent
4-4	H	W	11-0	Davidson
4-10	A	W	13-8	Georgia
4-11	A	W	5-1	Georgia Tech
4-13	A	W ⁽⁵⁾	3-0	Auburn

4-14	A	W	5-3	Mercer
4-18	H	L	2-5	Erskine
4-21	H	W	18-3	Wake Forest
5-1	A	W	10-4	Wofford
5-6	A	W	6-5	Newberry
5-11	H	W	11-1	Wofford

1904 (8-5-1)

Head Coach - John McMakin (1st Season)				
Date	Site	W-L	Score	Opponent
3-28	H	T	2-2	Newberry
4-2	A	W	5-3	Erskine
4-9	H	L	1-2	Furman
4-12	H	L	3-5	Wofford
4-18	N1	L	3-6	Davidson
4-19	A	W	15-1	Belmont Abbey
4-22	A	W	6-1	Georgia Tech
4-23	A	W ⁽¹²⁾	6-3	Georgia
4-27	A	L ⁽¹⁰⁾	2-4	Wofford
4-29	A	L	3-6	Mercer
4-30	A	W	12-4	Mercer
5-6	N2	W	11-1	Erskine
5-7	N2	W	15-8	Duke
5-14	H	W	11-1	Georgia Tech
N1 - Charlotte, N.C.; N2 - Anderson, S.C.				

1905 (6-8-1)

Head Coach - John McMakin (2nd Season)				
Date	Site	W-L	Score	Opponent
4-1	H	L	2-3	Georgia
4-8	H	W ⁽⁷⁾	8-3	Erskine
4-12	H	W ⁽¹¹⁾	4-3	Duke
4-14	A	L	0-2	Mercer
4-15	A	W	6-1	Mercer
4-22	A	L	4-5	Georgia Tech ⁽¹⁾
4-22	A	W	5-3	Georgia Tech ⁽²⁾
5-1	A	L	1-3	Newberry
5-3	A	W	10-4	Wofford
5-5	A	L	1-8	Furman
5-6	A	W	10-5	Erskine
5-10	H	L	1-2	Furman
5-13	A	L	2-5	Georgia
5-19	A	L	6-8	Furman
5-20	N1	T	3-3	Wofford
N1 - Anderson, S.C.				

1906 (6-10-1)

Head Coach - John McMakin (3rd Season)				
Date	Site	W-L	Score	Opponent
3-24	A	L	1-3	Georgia Tech
3-31	A	L	2-9	Georgia ⁽¹⁾
3-31	A	L	3-4	Georgia ⁽²⁾
4-7	H	L	6-7	Furman
4-12	H	W	13-4	Duke
4-20	A	L	0-4	Mercer
4-21	A	T ⁽¹³⁾	3-3	Mercer
4-25	A	W	9-2	Wofford
4-26	N1	W	8-0	Presbyterian College
4-27	N1	W	11-5	Furman
4-28	A	L	3-6	Newberry
4-30	H	L	0-6	Georgia Tech
5-4	N2	L	0-7	Duke
5-5	A	L	3-4	Furman
5-11	H	W	19-5	Wofford
5-12	N3	W	7-1	Wofford
5-19	H	L	2-4	Newberry
N1 - Greenwood, S.C.; N2 - Charlotte, N.C.; N3 - Anderson, S.C.				

1907 (9-7-1)

Head Coach - Frank Shaughnessy (1st Season)				
Date	Site	W-L	Score	Opponent
3-23	A	W	15-1	Presbyterian College
3-30	H	W	4-2	South Carolina
4-5	A	L	2-4	Georgia Tech
4-6	A	T ⁽¹¹⁾	2-2	Georgia Tech
4-12	H	W	8-0	Presbyterian College
4-13	A	W	7-5	Georgia
4-18	H	L	1-3	Erskine
4-20	H	L	0-2	Georgia
4-25	A	W	10-1	Wofford
4-26	N1	L	2-10	Furman
4-27	A	W	5-1	Newberry
4-29	A	L	2-6	South Carolina
4-30	A	L	2-5	Erskine
5-3	N2	L	4-5	Duke
5-4	N2	W	3-0	Duke
5-11	A	W	11-8	Furman
5-18	H	W	7-1	Newberry

N1 - Greenwood, S.C.; N2 - Charlotte, N.C.

1908 (6-11)

Head Coach - Robert Lynch (1st Season)				
Date	Site	W-L	Score	Opponent
3-28	H	W	7-2	Presbyterian College
4-3	A	L	2-4	Georgia Tech
4-4	A	L ⁽¹¹⁾	4-5	Georgia Tech
4-9	H	L	2-4	South Carolina
4-11	H	W	11-1	Furman
4-14	H	L	4-6	Wofford
4-17	H	W	5-4	Erskine
4-23	A	L	7-8	Newberry
4-24	N1	W	8-2	Furman
4-30	A	L	2-4	Wofford
5-1	N2	L	3-5	Duke
5-2	N3	L	0-1	Duke
5-8	A	L	0-8	Georgia
5-9	A	L	0-6	Georgia ⁽¹⁾
5-9	A	L	0-7	Georgia ⁽²⁾
5-13	H	W	4-3	Newberry
5-16	A	W	4-2	Newberry
N1 - Greenwood, S.C.; N2 - Charlotte, N.C.; N3 - Winston-Salem, N.C.				

1909 (10-12)

Head Coach - Jesse Reynolds (1st Season)				
Date	Site	W-L	Score	Opponent
3-29	H	W	5-4	Riverside Military
4-2	H	W	2-0	Georgia
4-3	H	W	10-3	Georgia
4-5	H	W	15-4	North Georgia
4-6	H	L	2-6	North Georgia
4-7	H	W	6-3	Erskine
4-10	A	W	7-6	Furman
4-14	A	L	2-4	Riverside Military
4-15	A	L	3-5	Gordon Military
4-16	A	W	7-4	Mercer
4-17	A	L	2-6	Mercer
4-21	H	L	7-8	Duke
4-22	A	L	2-3	Wofford
4-24	N1	L	1-4	Duke ⁽¹⁾
4-24	N1	L	0-1	Duke ⁽²⁾
4-29	A	L	0-3	Newberry
4-30	N2	L	5-6	Furman
5-1	A	L	0-3	Erskine
5-4	H	W	6-2	Wofford
5-7	A	L	0-3	South Carolina
5-8	A	W	4-2	South Carolina
5-11	H	W	8-2	Newberry
N1 - Chester, S.C.; N2 - Greenwood, S.C.				

1910 (10-11)

Head Coach - Joe Holland (1st Season)				
Date	Site	W-L	Score	Opponent
3-25	H	L	1-8	Erskine
3-26	H	W	4-0	Erskine
3-28	H	W	4-2	Riverside Military
4-1	A	W	1-0	Georgia
4-2	A	L	0-5	Georgia
4-8	H	W	2-1	Duke
4-9	H	L	3-14	Duke
4-14	A	W	8-1	Wofford ⁽¹⁾
4-14	A	W	5-4	Wofford ⁽²⁾
4-15	A	L	4-8	Newberry
4-16	A	W	5-3	Newberry
4-22	H	W	5-0	Furman
4-23	H	W ⁽¹¹⁾	3-2	Furman
4-29	N1	W	6-5	Erskine ⁽¹⁾
4-29	N1	L ⁽¹¹⁾	2-3	Erskine ⁽²⁾
4-30	A	L	6-8	Presbyterian College
5-13	A	L	0-5	Georgia Tech
5-14	A	L ⁽⁷⁾	0-4	Georgia Tech ⁽¹⁾
5-14	A	L ⁽⁷⁾	3-11	Georgia Tech ⁽²⁾
5-16	A	L	2-4	Mercer
5-17	A	L	1-9	Mercer
N1 - Greenwood, S.C.				

1911 (13-10)

Head Coach - Frank Dobson (1st Season)				
Date	Site	W-L	Score	Opponent
3-27	H	L	2-5	Georgia
3-28	H	L	0-3	Georgia
3-31	A	W	2-1	Erskine
4-1	A	W	8-3	Erskine
4-3	H	W	6-3	College of Charleston
4-7	A	W	4-0	Furman
4-14	H	W	2-1	Newberry
4-15	H	W	3-2	Newberry

4-21	H	W	6-0	Presbyterian College
4-22	H	W	6-2	Presbyterian College
4-26	A	W	8-5	Wofford
4-27	N1	L	0-7	Duke ⁽¹⁾
4-27	N1	L	5-9	Duke ⁽²⁾
4-28	A	W	6-1	College of Charleston
4-29	A	W	3-0	The Citadel
5-1	A	W	6-4	Furman
5-5	H	W	6-0	Wofford
5-6	H	L	2-3	Wofford
5-10	A	L ⁽⁸⁾	0-6	Mercer ⁽¹⁾
5-10	A	L ⁽⁷⁾	5-11	Mercer ⁽²⁾
5-12	A	L ⁽¹²⁾	6-7	Auburn
5-13	A	L ⁽⁸⁾	4-5	Auburn ⁽¹⁾
5-13	A	L	2-3	Auburn ⁽²⁾
N1 - Sumter, S.C.				

1912 (11-6)

Head Coach - Frank Dobson (2nd Season)				
Date	Site	W-L	Score	Opponent
3-29	A	L	0-8	Georgia
3-30	A	L	1-5	Georgia
4-3	H	W	6-0	College of Charleston
4-5	H	W	6-3	Erskine
4-6	H	W	4-3	Erskine
4-12	A	W	6-4	Georgia Tech
4-13	A	L	2-4	Georgia Tech
4-19	H	W	8-3	Furman
4-24	A	L ⁽¹⁰⁾	2-3	Wofford
4-25	A	W	4-2	Wofford
4-26	A	W	4-3	Newberry
4-27	A	L	1-4	Newberry
5-3	A	W	3-2	Presbyterian College
5-4	A	W	5-1	Presbyterian College
5-6	H	W	2-1	Auburn
5-7	H	W	4-3	Auburn
5-8	H	L	0-4	Auburn

ALL-TIME RESULTS

1915 (13-7)

Head Coach - Vet Sittin (1st Season)

Date	Site	W-L	Score	Opponent
3-26	N1	W	3-2	Furman
4-3	H	W	10-2	Furman
4-9	A	L	1-2	Erskine
4-10	A	L	6-8	Erskine
4-13	H	W	7-4	Richmond
4-14	A	W	7-4	Wofford
4-15	A	W	12-1	Wofford
4-17	H	W	13-3	The Citadel
4-27	H	W	8-2	Presbyterian College
4-28	H	W	2-1	Presbyterian College
4-30	H	L	3-6	Georgia
5-1	H	L	3-9	Georgia
5-8	A	L	3-10	Auburn ⁽¹⁾
5-8	A	L ⁽⁷⁾	1-3	Auburn ⁽²⁾
5-8	A	L ⁽⁷⁾	0-2	Auburn ⁽³⁾
5-13	H	W	18-7	Newberry
5-14	H	W	14-1	Newberry
5-15	A	W	10-1	Furman
5-17	N2	W	8-2	Furman
5-18	N2	W	5-3	Furman

N1 - Anderson, S.C.; N2 - Greenwood, S.C.

1916 (13-11-1)

Head Coach - Vet Sittin (2nd Season)

Date	Site	W-L	Score	Opponent
3-27	H	W	4-2	West Virginia Wesleyan
3-29	H	L	2-3	Erskine
4-4	H	W	6-0	Wofford
4-8	A	W	12-3	Erskine
4-11	H	W	4-2	The Citadel
4-12	H	W	16-1	The Citadel
4-13	H	W	11-1	Virginia Tech
4-14	H	L	3-4	Virginia Tech
4-18	A	W	7-0	Wofford
4-19	A	L	3-4	Furman
4-21	A	L	1-4	Georgia
4-22	A	L ⁽¹¹⁾	4-6	Georgia
4-24	N1	L	2-3	Wofford
4-25	N1	T ⁽¹⁷⁾	0-0	Furman
4-27	A	W	16-6	Duke
4-28	A	L	4-5	Duke
4-29	A	W	20	# Virginia Military
5-1	A	L	7-10	Virginia Tech
5-5	N1	W	5-4	Auburn
5-6	H	L	1-9	Auburn ⁽¹⁾
5-6	H	L	1-3	Auburn ⁽²⁾
5-8	H	W	3-0	Duke
5-9	H	W	13-3	Duke
5-12	N1	L	0-4	South Carolina
5-13	N1	W	7-5	South Carolina

\$ - first baseball game played on Riggs Field;
- no-hit game; N1 - Anderson, S.C.

1917 (13-13)

Head Coach - Country Morris (1st Season)

Date	Site	W-L	Score	Opponent
3-28	H	L	3-9	West Virginia Wesleyan
3-29	H	L	5-6	West Virginia Wesleyan
3-30	H	W	2-1	Erskine
3-31	A	W	3-0	Erskine
4-2	A	L	1-2	South Carolina
4-3	A	W	18-2	South Carolina
4-6	H	W	2-1	Wofford
4-7	H	W	9-2	Oglethorpe
4-10	H	W	15-1	Furman
4-13	A	L ⁽¹³⁾	0-1	Presbyterian College
4-14	A	W	6-3	Newberry
4-16	H	W	4-2	South Carolina
4-17	H	W	6-3	South Carolina
4-20	N1	W	2-1	Georgia
4-21	N1	L	2-3	Georgia
4-25	H	L	2-3	Georgia Tech
4-26	H	L	1-5	Georgia Tech
5-4	A	L	0-7	Auburn
5-5	A	L	3-8	Auburn
5-6	A	W ⁽⁷⁾	7-4	Auburn
5-8	A	L	3-5	Mercer ⁽¹⁾
5-8	A	L ⁽⁷⁾	1-2	Mercer ⁽²⁾
5-9	A	L	2-8	Georgia
5-12	H	L	1-2	Newberry
5-17	A	W	1-0	Wofford
5-18	A	W	7-5	Wofford

N1 - Anderson, S.C.

1918 (11-6)

Head Coach - Edward Donahue (1st Season)

Date	Site	W-L	Score	Opponent
4-5	H	L	1-2	North Carolina
4-10	H	W ⁽¹¹⁾	4-3	Wofford
4-12	H	L	2-3	Oglethorpe
4-13	H	W	7-6	Oglethorpe
4-16	H	W	7-2	Wake Forest
4-20	A	W	8-3	Furman
4-23	H	W	6-5	Georgia
4-24	H	L	0-2	Georgia
4-27	H	W	3-2	Erskine
5-2	H	L	1-2	Guilford
5-3	H	L	2-5	Guilford
5-6	A	W	8-3	Oglethorpe
5-7	A	W	7-3	Oglethorpe
5-9	H	W ⁽⁸⁾	7-0	Furman
5-16	A	W	3-0	Wofford
5-17	A	W	3-2	South Carolina
5-18	A	L ⁽¹²⁾	2-3	South Carolina

1919 (6-15-1)

Head Coach - Edward Donahue (2nd Season)

Date	Site	W-L	Score	Opponent
3-25	H	L	0-2	Furman
4-5	A	L	0-5	Georgia Tech ⁽¹⁾
4-5	A	L ⁽⁷⁾	3-9	Georgia Tech ⁽²⁾
4-7	A	L	0-1	Georgia
4-10	A	L	0-9	Georgia
4-12	H	L	4-6	Newberry
4-14	H	L	2-8	Duke
4-15	H	L ⁽¹²⁾	1-3	Duke
4-18	H	L	2-8	Alabama
4-19	H	W ⁽¹¹⁾	4-3	Alabama
4-23	H	L	6-7	Georgia
4-24	H	T ⁽¹¹⁾	2-2	Georgia
4-25	H	L	1-2	South Carolina
4-26	H	W	8-2	South Carolina
4-28	H	L	1-2	Presbyterian College
5-1	N1	L	1-6	Erskine
5-6	H	L	7-10	Wofford
5-9	H	W	8-3	The Citadel
5-14	A	L	0-3	Erskine
5-15	A	W	3-1	Newberry
5-16	A	W	4-0	South Carolina
5-17	A	W	1-0	South Carolina

N1 - Anderson, S.C.

1920 (4-15)

Head Coach - Country Morris (2nd Season)

Date	Site	W-L	Score	Opponent
4-2	H	L	2-6	Georgia
4-3	H	L	0-3	Georgia
4-5	H	L ⁽⁷⁾	0-10	Auburn
4-6	H	L	2-16	Auburn
4-10	A	L ⁽¹²⁾	4-5	Furman
4-15	A	L	0-1	Newberry
4-16	A	W ⁽⁸⁾	14-9	South Carolina
4-17	A	W	14-5	South Carolina
4-23	A	L	1-2	Georgia Tech
4-24	A	L ⁽¹⁰⁾	4-5	Georgia Tech
4-27	H	W	6-2	Presbyterian College
4-29	H	L	3-6	Elon
5-1	H	L	0-3	Erskine
5-4	H	L	0-5	Wofford
5-8	A	L	5-7	Presbyterian College
5-11	H	W	5-3	South Carolina
5-12	H	L	5-8	South Carolina
5-14	A	L	1-5	Georgia
5-15	A	L	0-8	Georgia

1921 (5-14)

Head Coach - Larry Conover (1st Season)

Date	Site	W-L	Score	Opponent
3-25	H	L ⁽¹⁰⁾	1-2	Georgia
3-26	H	L	2-10	Georgia
4-1	A	L	0-7	Georgia Tech
4-2	A	L	0-10	Georgia Tech
4-5	H	W	3-2	Erskine
4-8	A	L	1-12	Auburn
4-9	A	L	1-12	Auburn
4-13	H	L	1-4	Furman
4-15	N1	L	2-8	Newberry
4-20	A	L	1-2	Furman
4-21	H	L	3-5	Wake Forest
4-26	H	L	4-6	Davidson
4-27	H	W	8-0	Presbyterian College
5-4	H	W ⁽¹²⁾	1-0	NC State
5-5	H	W	5-0	South Carolina

5-6	A	L	4-7	Wofford
5-7	A	W	6-1	Presbyterian College
5-11	A	L	3-5	Erskine
5-12	A	L	0-5	Newberry

N1 - Greenwood, S.C.

1922 (10-8)

Head Coach - L.V.H. Durfee (1st Season)

Date	Site	W-L	Score	Opponent
3-24	A	L	4-9	Georgia Tech
3-25	A	L	2-6	Georgia Tech
4-3	H	W	5-0	Presbyterian College
4-6	A	L	1-2	Georgia
4-7	A	L	1-2	Georgia
4-8	H	W	11-3	The Citadel
4-12	N1	W ⁽¹³⁾	4-1	Wofford
4-14	H	W	6-0	Erskine
4-15	A	L	1-8	Furman
4-21	A	W	3-0	Presbyterian College
4-22	A	W	8-3	Presbyterian College
4-26	H	W	3-1	South Carolina
4-27	H	W	4-3	Davidson
5-2	H	W	7-1	Wofford
5-4	N1	W	5-1	Erskine
5-11	H	L	0-4	Furman
5-12	A	L	8-9	Newberry
5-13	A	L	4-8	South Carolina

N1 - Anderson, S.C.

1923 (13-8-1)

Head Coach - L.V.H. Durfee (2nd Season)

Date	Site	W-L	Score	Opponent
3-30	H	W	8-0	Furman
3-31	A	W	3-0	Furman
4-3	H	W	6-2	Maryland
4-5	H	W	2-0	Erskine
4-6	H	L	2-6	Georgia
4-7	H	W	2-1	Georgia
4-9	H	W	17-1	Presbyterian College
4-12	H	L	0-9	Duke
4-14	A	W	6-1	Furman
4-18	A	W	5-3	Birmingham-Southern
4-19	A	L	4-6	Alabama
4-20	A	L	0-2	Mississippi
4-21	A	L	2-6	Mississippi
4-23	A	W	4-0	Erskine
4-25	H	L	4-12	Virginia Tech
4-26	H	L	2-3	Davidson
4-27	H	W	4-3	Newberry
4-30	H	T ⁽¹³⁾	3-3	Furman
5-3	H	W	5-3	The Citadel
5-4	A	W	3-0	Newberry
5-7	H	L	0-1	Mississippi College
5-8	H	W	4-1	Mississippi College

1924 (6-10)

Head Coach - L.V.H. Durfee (3rd Season)

Date	Site	W-L	Score	Opponent
3-28	H	L	5-19	Georgia
3-29	H	L	4-11	Georgia
4-15	A	L	1-4	Furman
4-16	H	L	4-7	Presbyterian College
4-17	H	W	6-0	South Carolina
4-19	A	L	0-7	Wofford
4-22	N1	L	4-11	Furman
4-26	H	L	1-14	Oglethorpe
4-28	H	L	7-12	Wofford
5-3	H	L	3-7	Furman
5-5	H	W	4-1	Erskine
5-7	A	W	4-1	Erskine
5-8	N2	W	4-1	Presbyterian College
5-9	A	L	2-7	Newberry
5-10	A	W	8-7	South Carolina
5-12	N2	W	10-3	The Citadel

\$ - no-hit game; N1 - Anderson, S.C.; N2 - Laurens, S.C.

1925 (11-14)

Head Coach - Thomas May (1st Season)

Date	Site	W-L	Score	Opponent
3-20	A	L	0-4	Georgia Tech
3-21	A	L	0-6	Georgia Tech
3-30	A	L	1-7	Georgia
3-31	A	L	0-6	Georgia
4-2	H	W	7-3	North Georgia
4-3	H	L	6-9	North Georgia
4-4	H	W	11-2	North Georgia
4-6	H	W	5-4	Wofford
4-7	H	W	4-2	Wofford

4-11	H	L	3-7	Furman
4-13	H	L	0-5	Michigan
4-14	H	L	1-7	Michigan
4-17	H	W	3-2	Presbyterian College
4-18	A	L	2-13	Wofford
4-21	H	W ⁽¹³⁾	9-8	Tennessee
4-22	A	L	4-7	Furman
4-24	H	W	6-2	South Carolina
4-29	A	W ⁽¹²⁾	2-1	Erskine
4-30	N1	L	2-9	Presbyterian College
5-1	A	L	8-9	Newberry
5-2	A	L	7-8	South Carolina
5-4	N2	W	7-5	Auburn
5-8	H	L	1-4	Virginia Tech
5-11	H	W ⁽¹⁰⁾	9-8	Erskine
5-13	H	W	6-4	The Citadel

N1 - Laurens, S.C.; N2 - Anderson, S.C.

1926 (8-11)

Head Coach - Cul Richards (1st Season)

Date	Site	W-L	Score	Opponent
3-19	A	L	2-5	Georgia Tech
3-20	A	W ⁽¹⁰⁾	6-5	Georgia Tech
3-25	H	L	5-9	Furman
3-27	A	L	1-2	Furman
4-3	A	L	5-6	Wofford
4-7	A	L	0-10	Auburn
4-8	A	L	0-7	Auburn
4-13	H	W ⁽¹⁰⁾	7-6	Presbyterian College
4-15	A	W ⁽¹⁰⁾	8-2	Ersine
4-16	A	L	0-4	Newberry
4-17	A	L	0-3	South Carolina
4-21	H	W	11-5	NC State
4-22	H	W	9-0	Davidson
4-23	H	W	8-3	The Citadel
4-26	H	W	12-0	Wofford
4-28	N1	L	1-5	Presbyterian College
5-3	H	L	0-2	Newberry
5-4	H	L	2-3	Ersine
5-7	H	W	10-3	Duke
N1 - Laurens, S.C.				

ALL-TIME RESULTS

4-24	A	L	1-4	Erskine
4-26	H	W	6-0	Presbyterian College
4-27	H	W	6-2	Newberry
4-30	A	W ⁽¹⁰⁾	8-6	Furman
5-2	H	L	3-11	Auburn
5-3	H	L	6-9	Auburn
5-4	H	W	6-5	Auburn
5-9	H	W	7-2	Furman
5-11	H	W	4-3	Erskine

1929 (15-11-1)

"State Champions"

Head Coach - Joe Guyon (2nd Season)

Date	Site	W-L	Score	Opponent
3-22	A	L	3-5	Georgia
3-23	A	L	2-4	Georgia
4-1	H	L ⁽¹¹⁾	0-2	South Carolina
4-3	A	L	1-2	Wofford
4-5	H	L	3-4	Georgia
4-6	H	W	9-7	Georgia
4-10	H	L	3-10	Michigan
4-11	H	L	4-16	Michigan
4-12	A	L	2-5	Georgia Tech
4-13	A	W	7-4	Georgia Tech
4-15	A	T ⁽¹²⁾	6-6	Auburn
4-16	A	W	4-3	Auburn
4-17	A	L	2-9	Oglethorpe
4-18	A	W	4-2	Oglethorpe
4-20	A	W	10-3	Furman
4-23	H	W	3-0	Newberry
4-24	H	W ⁽¹⁰⁾	6-5	Presbyterian College
4-26	H	W	3-0	Erskine
4-27	H	W	6-1	Furman
4-29	H	W	3-2	Wofford
4-30	H	L	4-5	Oglethorpe
5-3	A	W ⁽¹⁰⁾	1-0	Erskine
5-7	A	W	7-1	Presbyterian College
5-8	A	W	3-0	Newberry
5-9	A	L	6-8	South Carolina
5-11	A	W ⁽⁷⁾	4-0	The Citadel ⁽¹⁾
5-11	A	W ⁽⁷⁾	6-5	The Citadel ⁽²⁾

1930 (9-14)

Head Coach - Joe Guyon (3rd Season)

Date	Site	W-L	Score	Opponent
3-28	A	L	9-10	Georgia Tech
3-29	A	L	1-4	Georgia Tech
3-31	A	L	3-7	Oglethorpe
4-1	A	L	4-5	Oglethorpe
4-4	A	W	8-5	Wofford
4-5	H	L	4-7	Erskine
4-7	H	L	2-5	Florida
4-8	H	W	9-3	Florida
4-11	H	W	11-5	Wofford
4-15	A	W	4-3	Furman
4-17	H	L	4-8	Newberry
4-19	H	W	4-1	South Carolina ⁽¹⁾
4-19	H	L	2-9	South Carolina ⁽²⁾
4-22	H	W	7-6	Furman
4-26	A	W	9-6	The Citadel
4-28	A	L	2-18	South Carolina
4-29	A	L ⁽¹⁰⁾	3-5	South Carolina
4-30	A	W	15-0	Newberry
5-1	A	L	7-9	Presbyterian College
5-2	A	L ⁽¹¹⁾	4-5	Erskine
5-5	H	L ⁽¹¹⁾	3-4	Auburn
5-6	H	L ⁽¹⁰⁾	10-14	Auburn
5-9	N1	W	12-6	The Citadel

N1 - Anderson, S.C.

1931 (6-2)

Head Coach - Joe Guyon (4th Season)

Date	Site	W-L	Score	Opponent
4-9	H	W	6-3	Newberry
4-30	H	W	14-4	Davidson
5-2	A	L	1-10	South Carolina
5-4	A	W	6-2	The Citadel
5-11	H	W	6-1	The Citadel
5-12	H	W	3-2	The Citadel
5-13	H	W	5-4	South Carolina
5-14	H	L	1-5	South Carolina

Note: The season was shortened due to an outbreak of meningitis on campus in April.

1932 (14-6)

"State Champions"

Head Coach - Jess Neely (1st Season)

Date	Site	W-L	Score	Opponent
3-24	H	L	3-4	Georgia

3-25	H	L	8-11	Georgia
4-4	H	W	9-3	Newberry
4-5	H	L	2-3	Newberry
4-7	A	W	7-1	Presbyterian College
4-15	A	L	0-4	South Carolina
4-16	A	W	10-4	South Carolina
4-18	A	W	14-1	Erskine
4-19	A	W ⁽¹⁰⁾	2-1	Erskine
4-21	H	W	14-5	Presbyterian College ⁽¹⁾
4-21	H	W ⁽⁷⁾	14-1	Presbyterian College ⁽²⁾
4-22	H	W ⁽¹⁰⁾	12-11	Presbyterian College
4-26	H	W	13-9	South Carolina ⁽¹⁾
4-26	H	L ⁽⁷⁾	2-5	South Carolina ⁽²⁾
5-3	A	W	10-4	Newberry
5-4	A	L	2-4	Newberry
5-9	H	W	13-10	Erskine
5-10	H	W	3-0	Erskine
5-12	H	W	10-9	South Carolina
5-13	H	W	6-5	South Carolina

1933 (10-10)

Head Coach - Jess Neely (2nd Season)

Date	Site	W-L	Score	Opponent
3-24	H	L	11-14	Georgia
3-30	A	L	4-5	South Carolina
3-31	A	L	0-6	South Carolina
4-3	N1	W	11-4	Erskine
4-4	N1	L	4-5	Erskine
4-6	A	W	13-7	Presbyterian College
4-7	A	L	3-8	Presbyterian College
4-10	H	W	9-2	Newberry
4-11	H	W	6-5	Newberry
4-13	A	L	4-6	Furman
4-14	H	W	4-1	Furman
4-17	H	L	3-4	South Carolina
4-20	A	L	0-3	# Erskine
4-21	H	W	6-3	Erskine
4-25	H	W	15-11	Presbyterian College ⁽¹⁾
4-25	H	W ⁽⁷⁾	3-0	Presbyterian College ⁽²⁾
4-27	A	L	8-9	Newberry
4-28	A	W	6-1	Newberry
5-1	A	W	9-8	Furman
5-2	H	L ⁽⁷⁾	1-4	Furman

- no-hit game; N1 - Anderson, S.C.

1934 (8-8-1)

Head Coach - Jess Neely (3rd Season)

Date	Site	W-L	Score	Opponent
3-30	H	L	6-7	Duke
3-31	H	W	10-5	Duke
4-4	H	L	9-11	Newberry
4-5	H	L	7-8	Furman
4-7	H	T ⁽¹¹⁾	7-7	NC State
4-9	A	W	15-8	Presbyterian College
4-10	A	W	5-3	Erskine
4-12	H	L	1-8	South Carolina
4-21	A	L	7-8	Furman
4-25	H	W	8-2	Presbyterian College
4-26	H	W ⁽¹²⁾	3-2	Erskine
4-27	A	L	4-5	Newberry
5-1	H	W	5-0	Wofford
5-2	A	L	4-6	South Carolina
5-3	A	W	9-6	Wofford
5-7	N1	W	5-2	Georgia
5-8	N1	L	3-4	Georgia

N1 - Gainesville, Ga.

1935 (16-7-1)

"State Champions"

Head Coach - Jess Neely (4th Season)

Date	Site	W-L	Score	Opponent
3-25	H	W	5-0	Michigan State
3-30	A	L	1-5	NC State
4-2	A	L	8-12	Duke ⁽¹⁾
4-2	A	W ⁽⁷⁾	3-0	Duke ⁽²⁾
4-5	H	W	4-0	Georgia Tech
4-9	H	W	10-2	Presbyterian College
4-12	A	L	0-2	Georgia
4-13	A	W	4-3	Georgia
4-15	A	W	12-3	Wofford
4-16	H	W	5-4	South Carolina
4-19	H	W	7-2	Georgia
4-20	H	W	6-4	Georgia
4-22	H	L	1-7	Newberry
4-24	A	T ⁽¹⁰⁾	4-4	Furman
4-25	H	W	5-1	Wofford
4-26	A	W	10-2	Georgia Tech
4-27	A	L	0-6	Georgia Tech ⁽¹⁾
4-27	A	L ⁽⁷⁾	1-2	Georgia Tech ⁽²⁾

4-30	H	W	5-0	Erskine
5-1	A	W	6-3	Presbyterian College
5-2	A	W	4-2	Erskine
5-7	H	W	3-2	Furman ⁽¹⁾
5-7	H	W ⁽⁷⁾	1-0	Furman ⁽²⁾
5-9	A	L	0-2	South Carolina

1936 (6-11)

Head Coach - Jess Neely (5th Season)

Date	Site	W-L	Score	Opponent
3-30	H	L	0-18	Michigan State
4-3	H	L ⁽⁷⁾	0-6	Georgia
4-4	H	L	3-8	Georgia
4-11	H	L	3-6	Erskine
4-13	A	L	0-6	Erskine
4-16	H	L	4-9	Cincinnati
4-17	H	W	10-8	Presbyterian College
4-20	H	W	7-1	The Citadel
4-21	H	W	6-1	The Citadel
4-24	A	W	7-1	^ South Carolina
4-28	A	L ⁽⁷⁾	2-6	Presbyterian College
5-1	H	L	5-12	NC State
5-5	H	L	5-6	South Carolina
5-8	A	L	2-6	Georgia
5-9	A	W	5-4	Georgia
5-11	H	W	2-0	Newberry
5-13	A	L	0-3	Newberry

^ - Clemson's first night game

1937 (7-12)

Head Coach - Jess Neely (6th Season)

Date	Site	W-L	Score	Opponent
3-30	H	L	1-8	Ohio
4-2	H	L	1-13	Georgia
4-3	H	W	3-2	Georgia
4-7	A	L	3-23	Erskine
4-9	A	L	0-5	Newberry
4-10	A	L	2-3	Wofford
4-12	A	L	7-10	The Citadel
4-13	A	L	0-3	The Citadel
4-15	A	W	5-4	Presbyterian College
4-16	H	L	2-5	Furman
4-20	H	W	6-5	Erskine
4-22	H	L	0-1	Newberry
4-24	H	W	9-4	Wofford
4-27	A	L	3-4	South Carolina
5-3	A	W	11-9	Georgia
5-4	A	W	6-1	Georgia
5-6	A	L	5-6	Presbyterian College
5-8	H	L	4-5	South Carolina
5-10	A	W	14-8	Furman

1938 (6-12)

Head Coach - Jess Neely (7th Season)

Date	Site	W-L	Score	Opponent
3-31	A	W	9-5	Wofford
4-4	A	L	5-9	Newberry
4-6	H	W	7-6	Erskine
4-11	N1	L	4-2	Erskine
4-13	H	W	4-4	Presbyterian College
4-14	A	L	11-14	Georgia
4-15	H	W	10-8	Newberry
4-16	H	L ⁽¹⁰⁾	5-6	Davidson
4-19	H	L	5-7	Georgia
4-22	A	W	15-5	Presbyterian College
4-25	H	L	0-3	The Citadel
4-26	H	L	2-10	The Citadel
4-28	A	L	7-14	Furman
5-2	A	L	2-7	Davidson
5-3	H	L	3-12	South Carolina
5-9	H	W	6-1	Wofford
5-10	A	L	0-3	South Carolina
5-11	H	L	4-6	Furman

N1 - Anderson, S.C.

1939 (10-7)

Head Coach - Randy Hinson (1st Season)

Date	Site	W-L	Score	Opponent
4-3	A	L	0-6	Georgia
4-4	A	L	4-27	Georgia
4-8	H	W	12-7	Ohio
4-10	H	L	7-11	Georgia
4-14	H	W	4-1	Newberry
4-15	A	L	0-2	Erskine
4-18	A	W	2-0	Wofford
4-20	H	W	10-7	Wofford
4-22	H	W	10-7	Presbyterian College
4-27	H	W	9-7	South Carolina
4-29	A	L	2-11	Newberry

5-1	A	W ⁽¹⁰⁾	7-5	South Carolina
5-2	A	W	4-0	The Citadel
5-3	A	L	2-7	The Citadel
5-5	H	L	4-6	Erskine
5-12	A	W	9-7	Furman
5-13	H	W	8-4	Furman

1940 (12-2-2)

Head Coach - Randy Hinson (2nd Season)

Date	Site	W-L	Score	Opponent
3-23	H	W	15-2	Davidson
3-25	H	T ⁽⁷⁾	3-3	Michigan State
4-1	H	W	13-7	Wofford
4-6	A	W ⁽¹⁰⁾	6-5	Erskine
4-11	A	W	7-6	South Carolina
4-15	H	W	11-5	Presbyterian College
4-18	A	T	13-13	Furman
4-23	H	L	3-4	Erskine
4-26	H	W	7-1	South Carolina
4-27	A	W	12-1	Presbyterian College
4-29	A	W	7-2	Wofford
5-1	H	W	16-9	Furman
5-8	N1	W	12-1	The Citadel
5-9	N1	W	18-12	The Citadel
5-11	H	L	4-10	North Carolina
5-15	A	W	8-5	Davidson

N1 - Sumter, S.C.

1941 (10-6)

Head Coach - Tom Rogers (1st Season)

Date	Site
------	------

ALL-TIME RESULTS

1945 (7-6)

Head Coach - Walter Cox (1st Season)

Date	Site	W-L	Score	Opponent
3-31	H	W	14-7	Wofford
4-4	A	W	15-14	Wofford
4-6	A	W	7-5	Newberry
4-7	A	L	0-6	Newberry
4-13	A	L	7-8	Presbyterian College
4-20	H	L	2-12	Presbyterian College
4-21	H	L	6-12	Presbyterian College
4-27	H	W	6-4	South Carolina
4-30	H	W	9-2	Wofford
5-4	A	L	7-11	South Carolina
5-5	A	L	0-4	South Carolina
5-9	A	W	4-2	Wofford
5-11	H	W	3-2	Newberry

1946 (12-5)

Head Coach - Randy Hinson (3rd Season)

Date	Site	W-L	Score	Opponent
3-29	H	W	6-0	# Erskine
4-3	A	L	1-2	South Carolina
4-5	H	W	23-0	Georgia
4-6	H	L	9-16	Georgia
4-9	H	W	5-4	Davidson
4-12	N1	L ⁽¹¹⁾	8-9	Georgia
4-13	A	W	10-6	Georgia
4-19	H	W	8-5	Presbyterian College
4-20	A	L	5-7	Newberry
4-23	A	W	4-2	Furman
4-26	A	W	5-1	Erskine
4-30	A	W	9-2	Wofford
5-6	H	L	1-6	Newberry
5-7	H	W	8-0	Wofford
5-11	A	W	8-3	Davidson
5-13	H	W	2-1	Furman
5-18	H	W	12-2	South Carolina

- no-hit game; N1 - Thomson, Ga.

1947 (24-5 OVERALL; 13-2 SoCon, 1st)

NCAA SoCon Champion

NCAA Eastern Finals

Head Coach - Randy Hinson (4th Season)

Date	Site	W-L	Score	Opponent
3-25	H	W	10-9	* NC State
3-28	H	W	10-9	* Duke
3-29	H	L	11-13	* Duke
4-3	A	W	8-2	Presbyterian College
4-7	H	W	4-3	Wofford
4-8	H	W	2-1	* Davidson
4-11	A	W	4-1	* South Carolina
4-12	A	W	17-8	* South Carolina
4-17	H	W	7-2	Georgia
4-18	A	W	14-4	* The Citadel
4-21	A	L	7-8	Georgia
4-24	H	W	9-4	Newberry
4-26	A	W	10-5	Newberry
4-30	H	W ⁽⁷⁾	8-5	* The Citadel
5-2	A	W	5-4	Erskine
5-3	A	W	11-5	Wofford
5-5	H	W	19-7	* Furman
5-6	A	L	4-7	* Furman
5-9	H	W	3-2	Erskine
5-10	A	W	15-1	* Davidson
5-13	H	W	9-6	* Furman
5-14	A	W	13-3	* Furman
5-23	H	W	17-3	* South Carolina
5-24	H	W	10-8	* South Carolina
6-12	N1	W	8-3	# Auburn
6-13	N1	W	1-0	# Alabama
6-14	N1	L	2-8	# Alabama ⁽¹⁾
6-14	N1	W	4-1	# Alabama ⁽²⁾
6-20	A	L	3-7	\$ Yale

* - SoCon game; # - NCAA Southern Playoffs; \$ - NCAA Eastern Finals; N1 - Charlotte, N.C.

1948 (14-12-1 OVERALL; 8-8-1 SoCon)

Head Coach - Walter Cox (2nd Season)

Date	Site	W-L	Score	Opponent
3-22	H	T ⁽¹⁰⁾	8-8	* Virginia Tech
3-24	H	L	3-5	* Duke
3-25	H	L	2-3	* Duke
3-30	H	L	4-5	Ohio
4-1	H	L	1-4	* Washington & Lee
4-5	H	W	5-0	* Davidson
4-9	H	L	1-12	* North Carolina
4-10	A	L ⁽¹⁰⁾	6-7	* Davidson
4-12	A	L	2-5	Georgia
4-16	H	L	4-7	* South Carolina

4-17	H	W	11-2	* South Carolina
4-19	H	W	7-6	* Furman
4-23	H	W	9-2	Presbyterian College
4-24	A	L	4-5	Newberry
4-28	A	L	8-11	* Furman
4-30	A	W	8-1	Wofford
5-1	A	W	3-1	Erskine
5-3	H	L	1-3	* Furman
5-5	A	W	2-1	Presbyterian College
5-7	H	W	16-10	Wofford
5-10	A	W	5-4	* Furman
5-14	H	W	13-9	Newberry
5-15	N1	L	2-8	Erskine
5-18	H	W	4-3	* The Citadel
5-21	A	W	7-2	* South Carolina
5-22	A	W	6-5	* South Carolina
5-25	A	W	6-4	* The Citadel

* - SoCon game; N1 - Anderson, S.C.

1949 (11-12 OVERALL; 10-5 SoCon)

Head Coach - Walter Cox (3rd Season)

Date	Site	W-L	Score	Opponent
3-26	H	W	8-1	* Davidson
3-30	H	W	13-3	* Duke
3-31	H	L	16-18	* Duke
4-1	A	W	4-3	Presbyterian College
4-4	H	L	6-12	Georgia
4-9	H	L	5-19	Presbyterian College
4-15	A	L	7-9	Florida
4-16	A	L ⁽¹⁰⁾	13-14	Florida
4-18	H	L	18-20	Wofford
4-19	H	W	9-6	* Furman
4-23	A	L ⁽⁷⁾	0-2	* The Citadel ⁽¹⁾
4-23	A	W ⁽⁷⁾	5-0	* The Citadel ⁽²⁾
4-26	A	L	9-10	Newberry
4-27	A	W	16-3	* Furman
5-2	H	W ⁽¹⁰⁾	6-5	* Furman
5-4	A	L	1-3	Wofford
5-6	H	W ⁽¹¹⁾	6-5	* South Carolina
5-10	A	W ⁽¹²⁾	4-3	* Furman
5-13	H	W	10-5	* The Citadel
5-14	H	W	16-4	* The Citadel
5-16	N1	L	1-6	* NC State
5-20	A	L	2-4	* South Carolina
5-21	A	L	6-7	* South Carolina

* - SoCon game; N1 - Laurinburg, N.C.

1950 (20-11 OVERALL; 13-3 SoCon)

NCAA District III Playoffs

Head Coach - Walter Cox (4th Season)

Date	Site	W-L	Score	Opponent
3-24	H	W	14-12	Michigan State
3-25	H	L	5-18	Michigan State
3-29	H	L	8-9	* Duke
3-30	H	W	17-6	* Duke
4-1	A	W	15-2	Presbyterian College
4-6	N1	L	1-2	# Bradley
4-6	A	L	0-6	# Rollins
4-7	N1	W	9-1	# Bradley
4-8	A	W	13-9	# Rollins
4-11	H	W ⁽¹⁰⁾	11-10	Presbyterian College
4-12	A	L	5-8	Georgia
4-15	H	W	13-11	* Davidson
4-17	H	W	7-3	Georgia
4-18	H	W	12-0	* Furman
4-21	A	W	16-4	* The Citadel
4-22	A	W ⁽¹⁰⁾	7-5	* The Citadel
4-26	A	W	10-3	* Furman
4-29	A	L	4-6	* Davidson
5-1	H	W	21-6	* Furman
5-5	A	W	14-5	* South Carolina
5-6	A	L	2-10	* South Carolina
5-9	A	W	11-7	* Furman
5-12	H	W	19-10	* The Citadel
5-13	H	W	12-11	* The Citadel
5-15	H	W ⁽¹¹⁾	8-7	* South Carolina
5-16	H	W	18-9	* South Carolina
5-26	N2	L	2-14	+ Wake Forest
5-26	N2	W	1-0	+ Virginia Tech
5-27	N2	L	2-3	+ Maryland
6-8	N3	L	1-6	\$ Alabama
6-9	N3	L	2-4	\$ Kentucky

* - SoCon game; # - Rollins Invitational; + - SoCon Tournament; \$ - NCAA District III Playoffs; N1 - Winter Park, Fla.; N2 - Greensboro, N.C.; N3 - Kannapolis, N.C.

1951 (18-7 OVERALL; 16-2 SoCon)

Head Coach - Walter Cox (5th Season)

Date	Site	W-L	Score	Opponent
3-23	A	L	9-10	Rollins
3-24	A	L	2-5	Rollins
3-26	H	L	7-8	Michigan State
3-27	H	L	6-16	Michigan State
4-4	A	W	4-1	Erskine
4-7	A	W	12-5	* Davidson
4-9	H	W	8-6	* South Carolina
4-10	H	W	11-1	* South Carolina
4-14	A	W	15-5	* The Citadel ⁽¹⁾
4-14	A	W ⁽⁷⁾	3-1	* The Citadel ⁽²⁾
4-17	H	W	26-13	* Furman
4-20	H	W	7-6	* The Citadel
4-21	H	W	12-3	* The Citadel
4-25	A	W	10-8	* Furman
4-26	A	W	4-3	* Duke
4-27	A	W	4-3	* North Carolina
4-28	A	L	5-7	* NC State
4-30	H	W	6-1	* Furman
5-4	H	W	20-2	* Davidson
5-5	H	L ⁽¹⁰⁾	8-12	* Wake Forest
5-8	A	W	12-2	* Furman
5-11	N1	W	12-4	* South Carolina
5-12	A	W ⁽⁷⁾	16-5	* South Carolina
5-18	N2	W	6-2	+ West Virginia
5-19	N2	L	0-5	+ Duke

* - SoCon game; + - SoCon Tournament; N1 - Orangeburg, S.C.; N2 - Greensboro, N.C.

1952 (10-12 OVERALL; 10-10 SoCon)

Head Coach - Bob Smith (1st Season)

Date	Site	W-L	Score	Opponent
3-24	H	L	3-13	Michigan State
3-25	H	L ⁽⁸⁾	1-5	Michigan State
3-28	H	L	8-14	* Duke
3-29	H	W	10-9	* Duke
4-2	H	W	21-5	* Davidson
4-4	N1	W	5-2	* South Carolina
4-5	A	L	4-6	* South Carolina
4-7	H	L	5-12	* Wake Forest
4-8	H	L	14-16	* Wake Forest
4-12	A	L	3-4	* Davidson
4-14	A	L	2-6	* Duke
4-15	A	L	7-11	* Wake Forest
4-18	H	L	5-8	* The Citadel
4-19	H	W	14-4	* The Citadel
4-23	H	W	4-2	* Furman
4-25	H	L	3-4	* North Carolina
4-29	A	L ⁽¹⁵⁾	4-5	* Furman
5-3	A	W ⁽¹⁰⁾	6-4	* The Citadel ⁽¹⁾
5-3	A	W ⁽⁷⁾	6-4	* The Citadel ⁽²⁾
5-5	H	W ⁽¹⁰⁾	12-11	* Furman ⁽¹⁾
5-5	H	W ⁽⁷⁾	5-4	* Furman ⁽²⁾
5-9	H	W	3-1	* South Carolina

* - SoCon game; N1 - Orangeburg, S.C.

1953 (11-6 OVERALL; 11-6 SoCon)

Head Coach - Bob Smith (2nd Season)

Date	Site	W-L	Score	Opponent
3-24	H	W ⁽⁷⁾	4-3	* The Citadel ⁽¹⁾
3-24	H	W ⁽⁸⁾	11-7	* The Citadel ⁽²⁾
3-26	H	L	4-5	* Duke
4-3	A	L	4-5	* North Carolina
4-4	A	W	8-4	* NC State
4-8	A	W	15-1	* Furman
4-10	H	W ⁽⁷⁾	7-0	* Davidson ⁽¹⁾
4-10	H	W	6-4	* Davidson ⁽²⁾
4-13	H	W	13-4	* South Carolina
4-14	H	L	7-9	* South Carolina
4-22	H	W ⁽¹⁴⁾	13-12	* Furman
4-25	A	L ⁽⁷⁾	4-6	* Furman
5-1	N1	W	5-0	* The Citadel
5-2	A	L	1-5	* The Citadel
5-8	A	W	2-0	#* South Carolina
5-9	A	L	4-13	* South Carolina
5-11	N2	W	3-1	* Furman

* - SoCon game; # - no-hit game; N1 - Orangeburg, S.C.; N2 - Anderson, S.C.

1954 (14-10 OVERALL; 8-4 ACC, 1st)

ACC Champion

Head Coach - Bob Smith (3rd Season)

Date	Site	W-L	Score	Opponent
3-22	A	W	3-2	Florida
3-23	A	L	9-10	Florida
3-26	N1	W ⁽⁸⁾	7-4	Ohio State
3-26	A	L	0-3	Rollins

3-27	N1	L	5-11	Ohio State
3-29	H	W	19-4	Washington & Lee
3-30	H	W	22-2	Washington & Lee
4-2	H	W	5-1	* NC State
4-3	H	W	8-4	* NC State
4-8	A	W	5-2	Furman
4-13	A	W	10-1	* South Carolina
4-15	A	W	5-3	* Wake Forest
4-20	A	W	5-0	* Wake Forest
4-23	A	W	5-4	* Duke
4-24	A	L	0-11	* Duke
4-30	H	W ⁽¹⁰⁾	4-3	* North Carolina
5-1	H	L	8-10	* North Carolina
5-4	H	W	2-0	* South Carolina
5-8	A	L	2-3	* Maryland ⁽¹⁾
5-8	A	L	0-3	* Maryland ⁽²⁾
5-12	H	L	9-13	Furman
5-15	N2	W	11-0	Newberry
5-22	H	L	10-11	\$ Virginia Tech
5-24	A	L	1-7	\$ Virginia Tech

* - ACC game; \$ - NCAA District III play-in game; N1 - Winter Park, Fla.; N2 - Joanna, S.C.

1955 (7-11 OVERALL; 5-9 ACC, 7th)

Head Coach - Bob Smith (4th Season)

Date	Site	W-L	Score	Opponent
3-29	N1	W	5-3	* Duke
4-2	H	L ⁽⁷⁾	2-3	* NC State
4-7	H	W	3-2	* Virginia
4-8	H	W	11-8	* Virginia
4-12	H	L	4-18	* Maryland ⁽¹⁾
4-12	H	L ⁽⁷⁾	2-11	* Maryland ⁽²⁾

ALL-TIME RESULTS

5-10	A	L	2-4	* Maryland
5-11	A	L	3-8	* Virginia
5-14	H	W	10-6	* South Carolina

* - ACC game

1958 (22-8 OVERALL; 11-3 ACC, 1st)

ACC Champion

College World Series Participant

Head Coach - Bill Wilhelm (1st Season)

Date	Site	W-L	Score	Opponent
3-24	H	W ⁽⁷⁾	7-5	Michigan State
3-27	A	W	9-1	Furman
3-31	A	W ⁽¹¹⁾	5-4	The Citadel
4-2	H	W	23-9	The Citadel
4-3	H	L	2-3	Michigan State
4-4	H	W	10-1	* Virginia
4-5	H	W	6-2	* Maryland
4-8	A	L	1-8	Georgia Tech
4-9	H	W	2-1	* North Carolina
4-14	A	W	10-4	* Virginia
4-15	A	W	13-4	* Maryland
4-16	A	W	6-5	* NC State
4-17	H	W	12-8	* Wake Forest
4-21	H	W	5-3	* South Carolina
4-25	A	L	1-2	* North Carolina
4-26	A	L	4-5	* Wake Forest
5-1	A	W	8-1	* Duke
5-3	A	W	15-11	* NC State
5-8	H	W	11-6	Furman
5-9	A	W	9-2	* South Carolina
5-12	A	L	1-7	* Duke
5-19	N1	W	4-1	^ North Carolina
6-5	N1	L	6-8	\$ Florida
6-7	N1	W	4-2	\$ George Washington
6-7	N1	W ⁽¹⁰⁾	8-5	\$ Florida State
6-9	N1	W	15-14	\$ Florida ⁽¹⁾
6-9	N1	W	3-1	\$ Florida ⁽²⁾
6-14	N2	W	4-1	! Arizona
6-15	N2	L	4-17	! Holy Cross
6-16	N2	L	3-5	! Western Michigan

* - ACC game; ^ - ACC Playoffs; \$ - NCAA District III Playoffs; !

- College World Series; N1 - Gastonia, N.C.; N2 - Omaha, Neb.

1959 (24-8 OVERALL; 9-5 ACC, 1st)

ACC Champion

College World Series Participant

Ranked No. 7 by Collegiate Baseball

Head Coach - Bill Wilhelm (2nd Season)

Date	Site	W-L	Score	Opponent
3-23	H	W	8-6	The Citadel
3-26	H	W	6-1	Massachusetts
3-27	H	W	13-1	* Virginia
3-28	N1	W	9-2	* Maryland
3-30	A	W	8-2	Georgia
3-31	H	W	16-8	Adelphi
4-1	H	W	4-3	* Wake Forest
4-3	A	W	11-0	* South Carolina
4-4	A	W	6-4	Furman
4-6	H	L	3-6	* North Carolina
4-7	H	L	7-8	* NC State
4-14	A	L	3-7	* Maryland
4-15	A	L	3-4	* Virginia
4-24	A	W	2-1	* North Carolina
4-25	A	W	6-5	* Wake Forest
4-28	H	W	2-1	Georgia
4-30	A	W	12-7	* Duke
5-1	A	W	10-0	* Duke
5-2	A	L	2-9	* NC State
5-4	H	W	5-2	Georgia Southern
5-5	H	L	1-2	Georgia Southern
5-8	H	W	10-1	Furman
5-9	A	W	6-2	Oglethorpe
5-12	H	W	10-1	* South Carolina
5-16	N2	W	4-2	^ Wake Forest
5-18	N3	W	9-7	^ North Carolina
6-4	N3	W	9-6	\$ Georgia Tech
6-5	N3	W	24-2	\$ Florida State
6-6	N3	W	5-0	\$ Florida State
6-13	N4	L ⁽¹²⁾	2-3	! Arizona
6-14	N4	W	7-1	! Colorado State
6-15	N4	L	0-7	! Penn State

* - ACC game; ^ - ACC Playoffs; \$ - NCAA District III Playoffs; ! - College World Series; N1 - Orangeburg, S.C.; N2 - Thomasville, N.C.; N3 - Gastonia, N.C.; N4 - Omaha, Neb.

1960 (11-10-1 OVERALL; 7-6 ACC, 4th)

Head Coach - Bill Wilhelm (3rd Season)

Date	Site	W-L	Score	Opponent
3-21	A	T	7-7	Georgia Southern
3-22	A	W ⁽⁸⁾	15-4	Georgia Southern
3-25	H	L	5-8	The Citadel
3-26	H	W	16-6	The Citadel
3-31	H	W	10-0	Georgia Tech
4-2	H	W	11-10	Georgia
4-8	H	W	15-5	* Virginia
4-9	H	L	5-20	* Maryland
4-15	A	W	4-0	* North Carolina
4-16	A	L	0-5	* NC State
4-19	A	W	6-2	* Virginia
4-23	H	W	12-10	* South Carolina
4-25	A	L	1-4	Georgia
5-2	H	W	15-5	* Wake Forest ⁽¹⁾
5-2	H	L ⁽⁷⁾	2-3	* Wake Forest ⁽²⁾
5-3	H	W	6-1	* Duke
5-4	H	W	4-2	* Duke
5-5	A	L	1-2	* South Carolina
5-9	H	L	3-6	* North Carolina
5-10	H	L ⁽¹⁰⁾	7-8	* NC State
5-13	H	L	4-6	Furman
5-14	A	L ⁽¹¹⁾	3-4	Furman

* - ACC game

1961 (12-11 OVERALL; 6-8 ACC, 5th)

Head Coach - Bill Wilhelm (4th Season)

Date	Site	W-L	Score	Opponent
3-24	A	L	4-6	The Citadel
3-25	A	W	6-4	The Citadel
4-1	H	W	9-8	* Maryland
4-1	H	W	23-9	* Virginia
4-4	A	W	5-3	Georgia
4-7	H	L	5-8	* Duke
4-8	H	L	0-5	* Wake Forest
4-11	H	W	14-9	Furman
4-14	H	L	9-17	* North Carolina
4-18	H	W	21-5	* South Carolina
4-21	A	L	7-9	* Maryland
4-22	A	W	10-6	* Virginia
4-25	A	W	3-1	* South Carolina
4-28	A	L	2-9	* North Carolina
4-29	A	L ⁽⁷⁾	1-2	* NC State ⁽¹⁾
4-29	A	W	11-6	* NC State ⁽²⁾
5-2	A	W	15-5	Georgia Tech
5-5	A	L	3-4	* Wake Forest
5-6	A	L	1-3	* Duke
5-11	H	W	20-2	Rollins
5-12	H	L ⁽⁶⁾	2-4	Rollins
5-13	N1	W	7-4	% North Carolina
5-15	A	L ⁽⁶⁾	4-5	Furman

* - ACC game; % - not counted in ACC standings;

N1 - Belmont, N.C.

1962 (17-8 OVERALL; 8-6 ACC, T-3rd)

Head Coach - Bill Wilhelm (5th Season)

Date	Site	W-L	Score	Opponent
3-20	A	L	2-10	Georgia
3-23	H	W	17-1	The Citadel
3-24	H	W	22-3	The Citadel
3-30	A	L	8-14	Florida State
4-3	H	W	6-3	Georgia
4-7	H	W	3-2	* Maryland
4-10	H	L	3-4	* Duke
4-14	A	W	3-2	* Maryland
4-16	A	W ⁽⁷⁾	11-2	* Virginia ⁽¹⁾
4-16	A	L	5-7	* Virginia ⁽²⁾
4-19	H	W	14-11	Florida State
4-20	H	W	6-4	* Wake Forest
4-21	A	W	9-6	Georgia Tech ⁽¹⁾
4-21	A	W ⁽⁷⁾	18-4	Georgia Tech ⁽²⁾
4-24	A	W	5-4	* South Carolina
4-27	A	L	5-11	* North Carolina
4-28	A	W	9-2	* NC State
5-2	H	W	7-3	Furman
5-4	A	L	4-20	* Wake Forest
5-5	A	L	3-7	* Duke
5-8	H	W	27-17	* South Carolina
5-11	H	W	11-4	* North Carolina
5-12	H	L	0-1	* NC State
5-14	N1	W	6-0	% Wake Forest
5-15	A	W	11-1	Furman

* - ACC game; % - not counted in ACC standings;

N1 - Belmont, N.C.

1963 (15-11 OVERALL; 9-5 ACC, T-2nd)

Head Coach - Bill Wilhelm (6th Season)

Date	Site	W-L	Score	Opponent
3-21	A	L	7-10	Florida State
3-22	A	W	12-7	Florida State
3-23	A	L	3-12	Florida State
3-23	N1	W	17-4	Navy
3-27	A	W	6-4	Georgia Tech
3-29	A	W	7-4	The Citadel
3-30	A	L	3-7	# The Citadel
4-3	H	L	8-10	Georgia Tech
4-8	H	L	6-11	Georgia
4-10	A	L	2-5	Georgia
4-12	A	L	4-5	* Virginia
4-13	A	W	10-4	* Virginia
4-15	A	L	1-2	* Maryland
4-16	A	W ⁽¹³⁾	7-3	* Maryland
4-19	H	W	14-7	* NC State
4-20	H	W	8-2	* North Carolina
4-23	H	W	9-2	* South Carolina
4-26	A	L	5-14	* Wake Forest
4-27	A	W	5-1	* Duke
5-3	H	W	5-4	* Duke
5-4	H	L	8-14	* Wake Forest
5-7	A	W	6-5	Furman
5-10	A	W	12-11	* NC State
5-11	A	L	4-6	* North Carolina
5-14	A	W	5-1	† South Carolina
5-15	H	W	11-6	Furman

* - ACC game; # - no-hit game; † - Wilhelm's

100th victory; N1 - Tallahassee, Fla.

1964 (13-13 OVERALL; 6-7 ACC, T-4th)

Head Coach - Bill Wilhelm (7th Season)

Date	Site	W-L	Score	Opponent
3-19	A	L	5-8	Florida State
3-20	A	W	8-5	Florida State
3-20	N1	L	3-6	Tennessee
3-21	A	L	6-12	Florida State
3-23	H	W	9-3	Yale
3-24	H	W	10-5	Yale
3-27	H	W	9-1	* Virginia
3-28	H	L	9-11	* Virginia
3-30	H	L	3-6	* Maryland
3-31	H	W	11-8	* Maryland
4-1	H	W	11-4	Cornell
4-9	A	W	11-9	Georgia
4-11	H	L	8-10	Georgia
4-14	H	W	22-4	Georgia Tech
4-17	A	L	2-3	* NC State
4-18	A	L	3-4	* North Carolina
4-24	A	W	5-3	* Duke
4-25	A	L ⁽¹¹⁾	3-4	* Wake Forest
4-28	A	W	4-2	* South Carolina
5-1	H	L	0-3	* Wake Forest
5-6	A	W	1-0	Furman
5-8	H	W	9-4	* NC State
5-9	H	L	5-12	* North Carolina
5-12	H	W	5-3	* South Carolina
5-13	H	L	9-10	Furman
5-14	A	L	3-4	Georgia Tech

* - ACC game; N1 - Tallahassee, Fla.

1965 (18-10-2 OVERALL; 9-5 ACC, 2nd)

Head Coach - Bill Wilhelm (8th Season)

Date	Site	W-L	Score	Opponent
3-20	A	L	0-2	Georgia
3-22	A	W	4-2	The Citadel
3-23	A	W	6-2	The Citadel
3-30	H	L	3-6	Ohio
3-31	H	W ⁽⁷⁾	15-1	Miami (Ohio)
4-1	H	W	14-0	Miami (Ohio) ⁽¹⁾
4-1	H	W ⁽⁷⁾	9-0	Miami (Ohio) ⁽²⁾
4-3	H	W ⁽⁷⁾	4-2	Georgia Tech ⁽¹⁾
4-3	H	T ⁽⁷⁾	6-6	Georgia Tech ⁽²⁾
4-6	H	W	11-9	Furman
4-9	H	W	6-5	* North Carolina
4-10	H	L	5-8	* NC State
4-12	H	L	4-8	Georgia
4-16	A	L	1-6	* Maryland
4-17	A	L	1-2	* Maryland
4-20	A	W	5-2	* Virginia ⁽¹⁾
4-20	A	L	0-1	* Virginia ⁽²⁾
4-23	H	W	10-2	* Duke
4-24	H	W	9-5	* Wake Forest
4-26	H	W	9-8	Florida State
4-27	H	L	11-13	Florida State ⁽¹⁾
4-27	H	L ⁽⁵⁾	3-16	Florida State ⁽²⁾
4-30	A	L ⁽¹³⁾	3-4	* North Carolina

5-1	A	W	6-4	* NC State
5-4	H	W	18-1	* South Carolina
5-7	A	W	8-0	* Duke
5-8	A	W	2-0	* Wake Forest
5-11	A	T	4-4	Georgia Tech
5-13	A	W	9-3	* South Carolina
5-15	A	W	4-3	Furman

* - ACC game

1966 (20-7-2 OVERALL; 9-4 ACC, 2nd)

Head Coach - Bill Wilhelm (9th Season)

Date	Site	W-L	Score	Opponent
3-21	H	W	11-0	Virginia Tech
3-22	H	W	9-6	Virginia Tech
3-25	H	W	11-5	The Citadel
3-26	H	W	27-2	The Citadel
3-28	H	T ⁽¹⁰⁾	12-12	Ohio
3-29	H	W	6-4	Ohio
3-30	H	W	8-3	Ohio
4-2	H	W	11-0	* Duke
4-5	H	W	7-3	* Wake Forest
4-8	H	W	11-2	* Maryland
4-9	H	W	12-7	* Maryland
4-11	H	W	8-4	* Virginia
4-12	H	W	18-3	* Virginia
4-15	A	L	1-6	* North Carolina
4-16	A	L	6-7	* NC State
4-18	H	W	14-9	Georgia Tech
4-19	A	W	17-9	Georgia
4-23	A	L	5-6	* Wake Forest
4-25	H	W	18-6	Furman
4-26	H	W	11-6	* South Carolina
4-30	H	L ⁽⁸⁾	3-5	* North Carolina
5-12	H	T ⁽⁸⁾	3-3	Georgia
5-16	H	W	8-7	* NC State
5-17	A	W	6-3	Furman
5-19	A	W	8-2	* South Carolina
5-20	A	L	1-4	Georgia Tech
5-23	A	L	5-11	Florida State
5-24	A	L	3-4	Florida State
5-25	A	W	4-3	Florida State

ALL-TIME RESULTS

1968 (27-14 OVERALL; 11-7 ACC, 4th)

Head Coach - Bill Wilhelm (11th Season)				
Date	Site	W-L	Score	Opponent
3-13	A	W ⁽⁷⁾	6-3	Mississippi State ⁽¹⁾
3-13	A	W ⁽⁷⁾	2-1	Mississippi State ⁽²⁾
3-14	A	L	0-11	Mississippi
3-15	A	L ⁽⁷⁾	0-6	Mississippi ⁽¹⁾
3-15	A	W ⁽⁷⁾	5-3	Mississippi ⁽²⁾
3-19	H	L ⁽⁷⁾	5-9	Ohio ⁽¹⁾
3-19	H	W ⁽⁷⁾	7-5	Ohio ⁽²⁾
3-20	H	W	5-4	Ohio
3-22	H	L ⁽⁶⁾	2-6	Virginia Tech
3-23	H	W	2-1	Virginia Tech
3-26	H	W	20-4	Furman
3-29	H	W	6-4	* Virginia
3-30	H	W	8-1	Springfield
4-2	H	W ⁽¹¹⁾	3-2	Georgia
4-6	H	W ⁽⁷⁾	11-0	* Wake Forest ⁽¹⁾
4-6	H	W ⁽⁷⁾	9-0	* Wake Forest ⁽²⁾
4-8	H	W ⁽⁷⁾	8-4	Rhode Island ⁽¹⁾
4-8	H	L ⁽⁷⁾	3-6	Rhode Island ⁽²⁾
4-9	H	W	3-2	Rhode Island
4-11	A	W	12-4	Furman
4-12	H	W	14-7	* NC State
4-13	H	L ⁽⁷⁾	1-2	* North Carolina ⁽¹⁾
4-13	H	W ⁽⁷⁾	4-0	* North Carolina ⁽²⁾
4-15	H	W	6-3	Georgia Tech
4-16	H	W	6-5 †	South Carolina
4-20	H	W ⁽⁷⁾	3-1	* Maryland ⁽¹⁾
4-20	H	L ⁽⁷⁾	2-7	* Maryland ⁽²⁾
5-2	A	W ⁽¹⁰⁾	2-1	* North Carolina
5-3	A	L ⁽⁷⁾	2-4	* NC State ⁽¹⁾
5-3	A	L ⁽⁷⁾	1-6	* NC State ⁽²⁾
5-4	A	L	0-7	Georgia Tech
5-6	A	W ⁽¹⁰⁾	3-2	Georgia
5-7	A	W ⁽⁷⁾	1-0	* South Carolina ⁽¹⁾
5-7	A	L ⁽⁷⁾	3-4	* South Carolina ⁽²⁾
5-8	A	W	7-0	East Carolina
5-9	A	W	8-1	East Carolina
5-10	A	W ⁽¹⁰⁾	2-0	* Wake Forest
5-11	A	W ⁽⁷⁾	5-3	* Duke ⁽¹⁾
5-11	A	L ⁽⁷⁾	0-7	* Duke ⁽²⁾
5-13	A	L ⁽¹¹⁾	2-3	George Washington
5-14	A	L	0-1	* Maryland

* - ACC game; † - Wilhelm's 200th victory

1969 (27-17-2 OVERALL; 12-8-1 ACC, 3rd)

Head Coach - Bill Wilhelm (12th Season)				
Date	Site	W-L	Score	Opponent
3-15	H	W	5-4	East Tennessee State ⁽¹⁾
3-15	H	W ⁽⁷⁾	7-2	East Tennessee State ⁽²⁾
3-19	H	L	3-17	Ohio
3-20	H	L ⁽¹¹⁾	5-7	Ohio
3-21	H	W	5-4	Virginia Tech
3-22	H	W ⁽⁷⁾	5-4	Virginia Tech
3-22	H	W	18-1	Kent State
3-24	H	L ⁽⁷⁾	5-9	Kent State ⁽¹⁾
3-24	H	T ⁽⁶⁾	6-6	Kent State ⁽²⁾
3-25	H	W	16-10	Massachusetts
3-26	H	W	13-9	Massachusetts
3-28	H	W ⁽⁷⁾	28-1	Buffalo
3-29	H	W ⁽⁷⁾	15-4	Buffalo ⁽¹⁾
3-29	H	W ⁽⁷⁾	18-4	Buffalo ⁽²⁾
3-30	H	W	10-1	Georgia
4-1	H	W	12-5	Furman
4-4	H	W ⁽⁷⁾	5-3	* NC State ⁽¹⁾
4-4	H	W ⁽⁷⁾	3-0	* NC State ⁽²⁾
4-5	H	L	5-10	* North Carolina
4-7	A	L	6-13	* Duke
4-8	A	W ⁽⁷⁾	4-3	* Wake Forest ⁽¹⁾
4-8	A	L ⁽⁷⁾	0-11	* Wake Forest ⁽²⁾
4-9	A	W	16-11	Georgia
4-11	H	W ⁽⁷⁾	12-5	* Virginia ⁽¹⁾
4-11	H	W ⁽⁷⁾	9-3	* Virginia ⁽²⁾
4-12	H	W	7-0	* Maryland
4-16	A	T ⁽¹³⁾	4-4	* South Carolina
4-19	H	L	2-6	Florida State ⁽¹⁾
4-19	H	L	1-3	Florida State ⁽²⁾
4-21	H	L	3-4	Georgia Tech
4-23	H	W	14-1	Jacksonville
4-26	A	W	10-3	Furman
5-6	H	L ⁽⁷⁾	1-2	* South Carolina ⁽¹⁾
5-6	H	W ⁽⁷⁾	7-3	* South Carolina ⁽²⁾
5-7	A	L	8-9	Davidson
5-9	H	W	7-6	* Wake Forest
5-10	H	W ⁽⁷⁾	8-5	* Duke ⁽¹⁾
5-10	H	W ⁽⁷⁾	7-2	* Duke ⁽²⁾
5-12	A	L	1-7	* NC State
5-13	A	L ⁽⁷⁾	2-5	* North Carolina ⁽¹⁾

5-13	A	W ⁽⁷⁾	7-4	* North Carolina ⁽²⁾
5-14	A	L	2-3	Virginia Tech
5-15	A	L	1-8	Virginia Tech
5-16	A	L	0-2	* Virginia
5-17	A	L ⁽⁷⁾	2-3	* Maryland ⁽¹⁾
5-17	A	W ⁽⁷⁾	7-5	* Maryland ⁽²⁾

* - ACC game

1970 (32-16 OVERALL; 14-7 ACC, 2nd)

Ranked No. 18 by Collegiate Baseball				
Head Coach - Bill Wilhelm (13th Season)				
Date	Site	W-L	Score	Opponent
3-7	H	W ⁽⁷⁾	10-0	* Louisville ⁽¹⁾
3-7	H	W ⁽⁷⁾	8-1	Louisville ⁽²⁾
3-12	A	L	3-13	Florida
3-13	A	L	4-5	Florida
3-14	A	W ⁽⁷⁾	5-2	Florida ⁽¹⁾
3-14	A	W ⁽⁷⁾	6-3	Florida ⁽²⁾
3-16	A	W	5-3	Jacksonville
3-17	A	L	0-4	Jacksonville
3-18	N1	W ⁽⁸⁾	5-4	# Virginia Tech
3-18	A	W ⁽⁷⁾	5-1	# Georgia Southern
3-19	N1	W ⁽⁷⁾	6-3	# Virginia Tech
3-19	A	W	6-2	# Georgia Southern
3-23	H	W	6-5	George Washington
3-25	H	L	1-5	Ohio
3-26	H	W ⁽¹⁰⁾	7-6	Ohio
3-27	H	W	14-2	Vermont
3-28	H	W ⁽⁷⁾	8-2	Rider ⁽¹⁾
3-28	H	W ⁽⁸⁾	2-1	Rider ⁽²⁾
4-4	H	W ⁽⁷⁾	2-1	* Wake Forest ⁽¹⁾
4-4	H	W ⁽⁷⁾	5-0	* Wake Forest ⁽²⁾
4-5	H	W	3-1	* Duke
4-7	H	W	17-6	Georgia Tech
4-8	A	W	16-4	Belmont Abbey
4-10	H	W	2-0	* NC State
4-11	H	W ⁽⁷⁾	6-4	* North Carolina ⁽¹⁾
4-11	H	W ⁽⁸⁾	5-0	* North Carolina ⁽²⁾
4-14	A	L ⁽⁷⁾	1-2	* South Carolina ⁽¹⁾
4-14	A	W ⁽⁷⁾	2-1	* South Carolina ⁽²⁾
4-15	H	W	4-1	Georgia
4-16	H	W	8-6	Belmont Abbey
4-18	A	L	1-5	* Maryland
4-19	A	W ⁽⁷⁾	5-3	* Virginia ⁽¹⁾
4-19	A	L ⁽⁷⁾	1-5	* Virginia ⁽²⁾
5-5	H	W	4-0	* South Carolina
5-6	A	L ⁽¹²⁾	10-11	Georgia
5-7	A	L	1-7	Georgia Tech
5-9	H	W ⁽⁷⁾	3-1	* Maryland ⁽¹⁾
5-9	H	W ⁽⁷⁾	9-1	* Maryland ⁽²⁾
5-10	H	W	6-2	* Virginia
5-11	A	L	3-5	* North Carolina
5-12	A	W ⁽⁷⁾	7-2	* NC State ⁽¹⁾
5-12	A	L ⁽⁷⁾	2-3	* NC State ⁽²⁾
5-13	A	L	5-14	Virginia Tech
5-14	A	L	0-1	Virginia Tech
5-15	A	W	9-5	* Wake Forest
5-16	A	L ⁽⁷⁾	1-2	* Duke ⁽¹⁾
5-16	A	L ⁽⁷⁾	1-2	* Duke ⁽²⁾
5-22	N2	L	3-4	^ Maryland

* - ACC game; ° - first game played at Doug Kingsmore Stadium; # - Georgia Southern Tournament; ^ - ACC Playoff game; N1 - Statesboro, Ga.; N2 - Raleigh, N.C.

1971 (27-14 OVERALL; 10-4 ACC, 2nd)

Ranked No. 22 by Collegiate Baseball				
Head Coach - Bill Wilhelm (14th Season)				
Date	Site	W-L	Score	Opponent
3-6	H	W ⁽⁷⁾	4-0	Louisville ⁽¹⁾
3-6	H	W ⁽⁷⁾	9-2	Louisville ⁽²⁾
3-11	H	L	1-2	East Tennessee State
3-12	H	W	4-3	East Tennessee State
3-15	A	W	10-5	Mississippi
3-16	A	L	4-12	Mississippi
3-17	A	L	1-8	Mississippi
3-18	A	W	6-4	Mississippi State
3-20	A	L ⁽⁷⁾	1-2	Mississippi State ⁽¹⁾
3-20	A	W	10-8	Mississippi State ⁽²⁾
3-22	H	L ⁽¹⁰⁾	2-6	Ohio
3-23	H	L	3-7	Ohio
3-24	H	W	4-3	Ohio
3-28	N1	L	0-3	* NC State
3-30	H	L	3-8	Georgia Southern
3-31	H	W	3-0	Georgia Southern
4-3	H	W	2-1	* Wake Forest
4-4	H	W	5-4	* Duke
4-5	A	W ⁽¹⁰⁾	4-1	Belmont Abbey
4-7	A	W	8-4	Georgia

4-10	N2	L	1-2	* North Carolina ⁽¹⁾
4-10	N2	L	1-3	* North Carolina ⁽²⁾
4-11	A	W	4-0	* NC State
4-13	A	L	4-8	Georgia Tech
4-14	H	W	10-3	Georgia
4-15	H	W	7-1	Belmont Abbey
4-16	H	W	8-3	Belmont Abbey
4-17	H	W ⁽⁷⁾	11-0	# Florida State ⁽¹⁾
4-17	H	W	12-7	Florida State ⁽²⁾
4-18	H	W	3-2	Florida State
4-21	H	L	1-4	Georgia Tech
4-25	H	W	8-2	* South Carolina
5-4	A	W	8-4	* South Carolina
5-6	H	L	5-16	* Virginia
5-7	H	W	5-2	* Virginia
5-8	H	W ⁽¹⁰⁾	3-2	* Maryland
5-9	H	W	4-1	* Maryland
5-12	A	W	5-2	* Duke
5-14	A	W	9-1	* Wake Forest
5-15	A	W ⁽⁷⁾	6-4	Virginia Tech
5-16	N3	L	0-4	^ Maryland

* - ACC game; # - no-hit game; ^ - ACC Playoff game; N1 - Columbia, S.C.; N2 - Durham, N.C.; N3 - Raleigh, N.C.

1972 (19-15 OVERALL; 6-7 ACC, 5th)

Head Coach - Bill Wilhelm (15th Season)				
Date	Site	W-L	Score	Opponent
3-4	H	W	10-0	Louisville
3-5	H	W	14-2	Louisville
3-6	H	W	1-0	West Virginia
3-7	H	W	9-1	West Virginia
3-10	A	L	7-11	Florida State
3-11	A	L	3-6	Florida State
3-12	A	L	3-20	Florida State
3-17	N1	W	6-4	% Virginia Tech
3-17	A	W	2-1†	Georgia Southern
3-18	A	L	4-10	% Georgia Southern
3-18	N1	L	3-4	% Virginia Tech
3-20	H	W	2-1	Ohio
3-21	H	L ⁽¹⁰⁾	1-2	Ohio
4-1	A	W ⁽⁷⁾	8-0	* North Carolina ⁽¹⁾
4-1	A	L ⁽⁷⁾	1-3	* North Carolina ⁽²⁾
4-2	A	W	7-2	* NC State
4-4	H	W	8-0	South Carolina
4-5	A	L	1-2	South Carolina
4-8	H	W ⁽⁷⁾	2-0	* Wake Forest ⁽¹⁾
4-8	H	W ⁽⁷⁾	4-3	* Wake Forest ⁽²⁾
4-9	H	W ⁽¹¹⁾	1-0	Georgia Tech
4-12	A	W	12-4	Georgia
4-15	H	W ⁽⁷⁾	7-0	* NC State ⁽¹⁾
4-15	H	L ⁽⁷⁾	2-3	* NC State ⁽²⁾
4-16	H	W ⁽¹²⁾	5-4	* North Carolina
4-18	A	W	12-3	Georgia
4-21	N2	W	5-2	South Carolina
5-2	H	W	4-0	Georgia
5-5	A	L	8-9	* Wake Forest
5-6	A	L ⁽⁷⁾	3-4	* Virginia ⁽¹⁾
5-6	A	L ⁽⁷⁾	2-5	* Virginia ⁽²⁾
5-7	A	L	2-5	* Virginia
5-10	A	L	2-3	* Maryland ⁽¹⁾
5-10	A	L ⁽⁷⁾	0-3	^# Maryland ⁽²⁾

* - ACC game; ^ - not counted in ACC standings; # - no-hit game; † - Wilhelm's 300th victory; % - Georgia Southern Tournament; N1 - Statesboro, Ga.; N2 - Sumter, S.C.

1973 (24-16 OVERALL; 10-2 ACC, T-1st)

Head Coach - Bill Wilhelm (16th Season)				
Date	Site	W-L	Score	Opponent
3-9	H	W	7-3	West Virginia
3-13	H	W	5-0	Appalachian State
3-15	H	L ⁽¹⁰⁾	4-8	Central Michigan
3-16	H	W ⁽⁸⁾	3-0	# Maryland
3-18	N1	W	8-4	Austin Peay
3-19	A	L ⁽⁷⁾	1-2	Mississippi State ⁽¹⁾
3-19	A	L ⁽⁷⁾	0-2	Mississippi State ⁽²⁾
3-20	A	L ⁽⁷⁾	3-6	Mississippi ⁽¹⁾
3-20	A	W ⁽⁵⁾	10-4	Mississippi ⁽²⁾
3-21	A	L	3-10	Mississippi
3-22	A	L	1-10	South Alabama
3-23	N2	W	2-0	Yale
3-23	A	L	1-11	South Alabama
3-25	A	W	15-8	Alabama
3-27	A	W	7-0	* Wake Forest
3-28	H	L ⁽⁷⁾	2-8	Western Michigan ⁽¹⁾
3-28	H	W ⁽⁷⁾	10-8	Western Michigan ⁽²⁾
4-3	H	W ⁽⁸⁾	3-0	* North Carolina
4-4	A	W	4-2	South Carolina

4-5	H	W	12-3	Georgia
4-6	H	L ⁽¹⁰⁾	4-6	* Virginia
4-9	H	W	5-3	* Wake Forest
4-10	H	L	1-3	South Carolina
4-11	A	W	6-5	Georgia
4-13	A	W ⁽⁷⁾	8-1	* NC State ⁽¹⁾
4-13	A	L ⁽⁷⁾	1-7	* NC State ⁽²⁾
4-14	A	W	3-1	* North Carolina
4-15	A	W	11-3	* Virginia
4-16	A	W	10-0	* Maryland
4-17	A	W ⁽⁷⁾	9-7	* Duke ⁽¹⁾
4-17	A	W ⁽⁷⁾	4-3	* Duke ⁽²⁾
4-20	N3	W	10-3	+ Wake Forest
4-21	N3	W	3-1	+ Virginia
4-22	N3	L ⁽¹⁰⁾	4-8	+ NC State ⁽¹⁾
4-22	N3	L	2-3	+ NC State ⁽²⁾
4-23	H	L	5-7	Georgia
4-26	H	W ⁽⁷⁾	2-1	Florida State ⁽¹⁾
4-26	H	L ⁽⁷⁾	1-2	Florida State ⁽²⁾
4-27	H	L	1-9	Florida State
4-28	N4	W	9-5	South Carolina

ALL-TIME RESULTS

3-25	H	W	10-7	Marshall
3-26	H	L ⁽⁷⁾	1-4	Marshall ⁽¹⁾
3-26	H	W ⁽⁷⁾	13-0	Marshall ⁽²⁾
3-28	A	L	3-6	* Maryland
3-31	H	W	4-0	St. John's
4-1	H	W	8-0	Western Carolina
4-4	H	W	4-2	* Virginia
4-5	H	W	6-5	* NC State
4-6	H	L	1-3	* NC State
4-8	A	W	10-3	Georgia Tech
4-11	H	W ⁽⁷⁾	6-2	* North Carolina ⁽¹⁾
4-11	H	W ⁽⁷⁾	5-2	* North Carolina ⁽²⁾
4-12	H	W	14-3	* Duke ⁽¹⁾
4-12	H	W	8-1	* Duke ⁽²⁾
4-13	H	W	5-2	* Maryland
4-15	H	W	10-1	Georgia
4-16	A	L	2-6	South Carolina
4-18	A	W	6-3	* Virginia
4-19	A	W	7-2	* Wake Forest
4-20	A	W	6-1	* Wake Forest
4-22	A	W	18-3	Georgia Tech
4-25	A	L	2-7	+ North Carolina
4-26	N2	W	15-1	+ Wake Forest
4-26	A	W	7-6	+ North Carolina
4-27	N2	L	2-3	+ NC State
5-23	A	L	3-5	\$ Eastern Michigan
5-24	N3	L	4-5	\$ Penn State

* - ACC game; + - ACC Tournament; \$ - NCAA
Midwest Regional; N1 - Tuscaloosa, Ala.; N2 -
Chapel Hill, N.C.; N3 - Ypsilanti, Mich.

1976 (36-15 OVERALL; 10-2 ACC, 1st) ACC Champion

College World Series Participant Ranked No. 5 by Collegiate Baseball Head Coach - Bill Wilhelm (19th Season)				
Date	Site	W-L	Score	Opponent
3-1	H	W	3-0	High Point
3-2	H	W ⁽¹¹⁾	4-3	High Point
3-3	H	W	9-0	Francis Marion
3-5	H	W	6-2	Charleston Southern
3-7	H	W	5-4	James Madison
3-8	A	L	3-4	Georgia
3-10	A	W	9-5	Erskine
3-11	H	W	6-0	† * Maryland
3-13	A	W	6-5	Florida
3-14	A	L	4-5	Florida
3-15	A	L	3-7	Rollins
3-15	A	L ⁽¹⁰⁾	1-3	Stetson
3-16	A	W	7-6	Rollins
3-17	A	W	11-3	Florida Southern
3-18	A	L	1-2	Florida Southern
3-19	A	L	2-16	Jacksonville
3-20	A	L	8-15	Georgia Southern ⁽¹⁾
3-20	A	W	16-12	Georgia Southern ⁽²⁾
3-22	H	L ⁽¹⁴⁾	1-3	Toledo
3-23	H	L	1-4	Toledo
3-24	H	L	4-6	Toledo
3-25	A	W	4-1	Newberry
3-27	H	W	10-6	North Carolina-Wilmington
3-28	H	W	10-2	North Carolina-Wilmington
3-31	N1	W	7-5	* Wake Forest ⁽¹⁾
3-31	N1	W	4-2	* Wake Forest ⁽²⁾
4-2	A	W	10-6	South Carolina
4-3	A	W	7-4	* NC State
4-4	A	W	8-0	* NC State
4-5	A	W	12-3	Georgia Tech
4-6	H	W	5-2	Georgia
4-8	A	W	20-7	* Duke
4-9	A	L	1-10	* Duke
4-10	A	L ⁽¹⁰⁾	2-3	* North Carolina
4-11	A	W ⁽¹²⁾	3-2	* North Carolina
4-12	A	W ⁽¹¹⁾	12-10	Georgia Tech
4-13	H	L	3-4	South Carolina
4-14	A	W	10-3	Georgia
4-16	H	W	9-0	* Virginia
4-17	H	W	9-0	* Virginia
4-18	H	W	8-6	* Maryland
4-21	A	W	10-4	Wofford
4-23	H	W	2-0	+ Wake Forest
4-24	H	W	2-1	+ Maryland
4-25	H	W	3-2	+ Maryland
5-21	N1	W	13-2	\$ Furman
5-22	A	W	10-4	\$ South Carolina
5-24	N1	W	6-2	\$ Furman
6-11	N2	W	9-4	! Auburn
6-13	N2	L ⁽¹⁰⁾	2-3	! Eastern Michigan
6-14	N2	L	6-10	! Arizona

* - ACC game; # - no-hit game; † - Wilhelm's

400th victory; + - ACC Tournament; \$ - NCAA
Atlantic Regional; ! - College World Series; N1 -
Columbia, S.C.; N2 - Omaha, Neb.

1977 (42-10 OVERALL; 9-1 ACC, 1st)

College World Series Participant Ranked No. 5 by Collegiate Baseball Head Coach - Bill Wilhelm (20th Season)				
Date	Site	W-L	Score	Opponent
2-26	A	W ⁽⁷⁾	12-2	Columbus ⁽¹⁾
2-26	A	W ⁽⁷⁾	13-5	Columbus ⁽²⁾
3-1	H	W	10-1	High Point
3-2	H	W	10-0	High Point
3-3	A	W	2-1	Georgia
3-5	H	W	6-0	* Duke
3-8	H	W ⁽⁷⁾	6-2	James Madison ⁽¹⁾
3-8	H	W	10-3	James Madison ⁽²⁾
3-9	H	W	3-0	Mercer
3-10	H	W	8-6	Mercer
3-11	H	W	5-2	Marshall
3-12	A	W	5-2	The Citadel
3-14	A	W	8-0	Charleston Southern
3-15	A	W	3-1	Charleston Southern
3-16	A	W	8-6	Francis Marion
3-17	A	W	8-0	# North Carolina-Wilmington
3-18	A	W	4-1	North Carolina-Wilmington
3-19	A	W	11-6	* Wake Forest
3-20	A	W	13-12	* Wake Forest
3-22	H	W	8-1	Toledo
3-23	H	W ⁽⁷⁾	10-3	Toledo ⁽¹⁾
3-23	H	W ⁽⁷⁾	6-5	Toledo ⁽²⁾
3-24	H	W ⁽¹¹⁾	5-3	Toledo ⁽¹⁾
3-24	H	W ⁽⁵⁾	13-0	Toledo ⁽²⁾
3-26	H	W	3-0	Lewis
3-27	H	W	9-8	Lewis
3-28	H	L	1-2	South Carolina
4-1	H	L	3-6	Newberry
4-2	H	W	7-3	* NC State
4-6	H	W	2-0	Georgia
4-7	H	W	13-0	Erskine
4-8	H	W	8-7	Georgia Tech
4-9	H	W	14-0	* North Carolina
4-10	H	W	9-3	* North Carolina
4-12	A	L ⁽⁷⁾	6-7	South Carolina ⁽¹⁾
4-12	A	L ⁽⁷⁾	2-7	South Carolina ⁽²⁾
4-14	A	L ⁽¹⁰⁾	9-12	* Maryland
4-15	A	W	9-6	* Maryland
4-16	A	W	8-3	* Virginia
4-17	A	W	26-4	* Virginia
4-19	A	W ⁽⁶⁾	2-0	Wofford
4-22	H	W	10-3	+ NC State
4-23	H	L	4-5	+ Wake Forest
4-24	H	W	14-6	+ NC State
4-24	H	L	9-22	+ Wake Forest
5-20	N1	W	8-7	\$ Mississippi
5-21	A	W	7-2	\$ Miami (Fla.)
5-22	A	L	3-10	\$ Miami (Fla.) ⁽¹⁾
5-22	A	W	10-9	\$ Miami (Fla.) ⁽²⁾
6-10	N2	L	7-10	! Arizona State
6-11	N2	W	13-4	! Temple
6-14	N2	L	0-1	! California State-Los Angeles

* - ACC game; # - no-hit game; + - ACC Tournament; \$ - NCAA South Regional; ! - College
World Series; N1 - Coral Gables, Fla.; N2 -
Omaha, Neb.

1978 (39-14 OVERALL; 10-2 ACC, 1st)

ACC Champion Ranked No. 25 by Collegiate Baseball Head Coach - Bill Wilhelm (21st Season)				
Date	Site	W-L	Score	Opponent
2-25	A	W ⁽⁷⁾	10-4	Columbus ⁽¹⁾
2-25	A	W ⁽⁶⁾	9-4	Columbus ⁽²⁾
2-26	A	W	7-6	Valdosta State ⁽¹⁾
2-26	A	L ⁽⁵⁾	1-4	Valdosta State ⁽²⁾
3-4	A	L	2-4	Georgia Southern
3-5	A	L ⁽⁷⁾	1-3	Georgia Southern ⁽¹⁾
3-5	A	W ⁽⁷⁾	5-2	Georgia Southern ⁽²⁾
3-7	H	W ⁽⁷⁾	7-6	James Madison ⁽¹⁾
3-7	H	W ⁽⁵⁾	6-5	James Madison ⁽²⁾
3-12	H	W	8-1	* Wake Forest
3-13	H	W	11-3	* Wake Forest
3-16	H	W	14-4	* Virginia
3-17	H	W	4-3	* Virginia
3-18	A	W	6-1	High Point
3-19	A	W	4-0	* NC State
3-20	A	W	25-6	* Duke
3-21	A	W ⁽⁸⁾	15-10	* Duke
3-22	A	L	3-4	East Carolina

3-23	A	W	3-0	East Carolina
3-24	A	L	1-6	* North Carolina
3-28	H	W ⁽¹²⁾	3-2	Lewis
3-29	H	W ⁽⁷⁾	5-0	Lewis ⁽¹⁾
3-29	H	W ⁽⁷⁾	1-0	Lewis ⁽²⁾
3-30	H	W	10-2	Lewis
4-1	A	W	10-2	South Carolina
4-2	A	L	6-10	South Carolina
4-3	H	W	12-3	Western Carolina
4-4	A	L ⁽⁷⁾	2-4	Mercer ⁽¹⁾
4-4	A	L ⁽⁷⁾	4-7	Mercer ⁽²⁾
4-5	A	W ⁽⁷⁾	11-6	Georgia ⁽¹⁾
4-5	A	L ⁽⁷⁾	5-6	Georgia ⁽²⁾
4-6	H	W ⁽⁷⁾	3-2	Charleston Southern ⁽¹⁾
4-6	H	W ⁽⁷⁾	10-3	Charleston Southern ⁽²⁾
4-7	A	W	13-9	Georgia Tech
4-8	H	W ⁽⁷⁾	5-1	Howard ⁽¹⁾
4-8	H	W ⁽⁷⁾	15-7	Howard ⁽²⁾
4-9	H	W	7-6	Howard
4-10	H	L	1-3	Francis Marion
4-12	A	W	6-1	† Newberry
4-13	H	L	1-2	Georgia Tech
4-15	H	W	17-8	* Maryland
4-16	H	W	8-7	* Maryland
4-17	A	L ⁽¹²⁾	9-10	* North Carolina
4-18	A	W ⁽⁸⁾	2-1	* NC State
4-22	H	W	12-1	+ NC State
4-23	H	W	13-0	+ Duke
4-24	H	W	7-2	+ Wake Forest
4-28	H	W	7-6	North Carolina-Wilmington
4-29	H	W	4-3	North Carolina-Wilmington
4-30	H	W	11-4	South Carolina
5-19	A	W	8-5	\$ Miami (Fla.)
5-20	N1	L	5-9	\$ Marshall
5-21	A	L	5-7	\$ Miami (Fla.)

* - ACC game; † - Wilhelm's 500th victory; + -
ACC Tournament; \$ - NCAA Atlantic Regional;
N1 - Coral Gables, Fla.

1979 (40-15 OVERALL; 10-1 ACC, 1st)

ACC Champion Ranked No. 9 by Collegiate Baseball Head Coach - Bill Wilhelm (22nd Season)				
Date	Site	W-L	Score	Opponent
2-23	A	L	5-17	Florida
2-26	A	W ⁽⁷⁾	5-0	Valdosta State ⁽¹⁾
2-26	A	W ⁽⁷⁾	6-2	Valdosta State ⁽²⁾
2-28	H	W	12-2	Georgia
3-3	H	W ⁽⁷⁾	2-1	High Point ⁽¹⁾
3-3	H	W ⁽⁷⁾	6-2	High Point ⁽²⁾
3-6	H	W	2-1	East Carolina
3-7	H	W	1-0	East Carolina
3-8	H	W	8-3	Western Carolina
3-10	A	L	2-4	Auburn
3-11	A	L	1-10	# Auburn
3-12	A	L ⁽⁷⁾	1-5	Columbus ⁽¹⁾
3-12	A	W ⁽⁷⁾	11-1	Columbus ⁽²⁾
3-14	H	W	13-1	* Duke
3-15	H	W	6-4	* Duke
3-17	A	W	8-2	Francis Marion
3-18	A	W	17-2	North Carolina-Wilmington
3-19	A	W	8-6	North Carolina-Wilmington
3-20	A	W	10-3	The Citadel
3-21	A	W	6-1	The Citadel
3-22	A	W	17-10	Charleston Southern
3-24	A	W	3-1	South Carolina
3-25	A	L	6-7	South Carolina
3-27	H	W	6-5	* North Carolina
3-28	H	W	7-4	* North Carolina
3-31	H	W	8-1	* NC State
4-1	A	W	13-3	Western Carolina
4-5	H	W	11-4	Howard
4-7	A	W	41-9	* NC State
4-8	A	W ⁽¹⁶⁾	8-6	* Wake Forest
4-9	A	W	13-7	* Wake Forest
4-10	H	W	12-3	Erskine
4-11	A	W	14-6	Georgia Tech
4-14	H	W	1-0	South Carolina
4-15	H	W	6-3	South Carolina
4-16	A	L	14-15	Georgia
4-18	H	W	20-2	Georgia Tech
4-21	H	L	8-10	Georgia Southern
4-22	H	W ⁽⁸⁾	1-0	Georgia Southern ⁽¹⁾
4-22	H	L ⁽⁸⁾	10-12	Georgia Southern ⁽²⁾
4-25	A	W	10-4	* Virginia
4-28	A	W ⁽⁷⁾	5-3	* Maryland ⁽¹⁾
4-28	A	L ⁽⁷⁾	2-6	* Maryland ⁽²⁾
5-5	A	W	11-5	Appalachian State
5-6	A	W	15-1	Appalachian State

5-7	A	L	8-12	Virginia Tech
5-8	A	W	15-2	James Madison
5-9	A	L	10-11	James Madison
5-10	A	L	4-7	James Madison
5-11	A	W	8-6	East Tennessee State
5-12	A	L	8-13	East Tennessee State
5-18	N1	W	8-4	\$ Georgia Southern
5-19	A	L	1-2	\$ Miami (Fla.)
5-20	N1	W	2-0	\$ Georgia Southern
5-20	A	L	1-4	\$ Miami (Fla.)

* - ACC game; # - no-hit game; \$ - NCAA Atlantic
Regional; N1 - Coral Gables, Fla.

1980 (38-21 OVERALL; 6-5 ACC, 3rd)

ACC Champion				
College World Series Participant				
Ranked No. 4 by Collegiate Baseball				
Head Coach - Bill Wilhelm (23rd Season)				
Date	Site	W-L	Score	Opponent
2-21	H	W	8-0	Erskine
2-22	A	L	2-6	Valdosta State
2-23	A	L	3-4	Florida
2-25	A	L	0-6	Florida
2-27	H	W	22-7	Georgia
2-28	H	W	10-2	Western Carolina
3-1	A	W	8-5	Georgia
3-7	H	L	2-3	East Tennessee State
3-9	H	L ⁽¹¹⁾	1-3	East Tennessee State ⁽¹⁾
3-9	H	W ⁽⁷⁾	8-0	East Tennessee State ⁽²⁾
3-10	H	W ⁽⁷⁾	2-0	# North Carolina-Wilmington ⁽¹⁾
3-10	H	L ⁽⁷⁾	1-3	North Carolina-Wilmington ⁽²⁾
3-11	H	W	8-2	North Carolina-Wilmington
3-14	H	W ⁽¹⁰⁾	5-4	* Wake Forest
3-15	A	W	10-7	% Stetson
3-17	N1	L	7-10	% Cincinnati
3-18	A	W	3-2	% Rollins
3-19	N1	W	5-0	% Cornell
3-20	N1	W	8-2	% Cincinnati
3-21	A	L	1-5	% Rollins
3-22	N1	L ⁽¹⁰⁾	6-7	% Cornell
3-25	H	W	4-1	Ohio State
3-26	H	W	2-0	Ohio State
3-27	H	W ⁽⁷⁾	6-0	Ohio State ⁽¹⁾
3-27	H	W ⁽⁷⁾	8-3	Ohio State ⁽²⁾
3-31	H	W	12-1	Howard
4-1	H	W	4-2	Howard
4-3	H	W	18-1	* Georgia Tech
4-5	H	L	3-14	* North Carolina
4-6	H	L	3-6	* NC State
4-7	H	W	3-2	Francis Marion
4-9	A	L	10-12	* Georgia Tech
4-10	A	W	14-8	Western Carolina
4-11	A	L	4-5	* Wake Forest
4-12	A	L	3-4	* North Carolina
4-15	H	W	9-3	South Carolina
4-16	H	W	4-3	South Carolina
4-17	H	W	3-1	* Virginia
4-18	H	W	6-5	* Virginia
4-19	H	W	1-0	* Maryland
4-20	H	W	5-2	* Maryland
4-22	N2	W	4-0	* Wake Forest
4-24	N2	W	9-4	* Maryland
4-25	A	W	5-4	* NC State
4-26	N2	W	12-3	* North Carolina
5-3	H	L	2-4	Virginia Tech
5-4	H	W	8-0	Virginia Tech
5-5	A	W	13-3	Georgia Southern
5-6	A	W ⁽¹⁰⁾	10-8	Georgia Southern
5-7	A	L	5-14	Georgia Southern
5-8	A	L	7-13	Tennessee
5-9	A	W	11-3	Tennessee
5-10	A	L	1-6	South Carolina
5-11	A	L	1-4	South Carolina
5-22	H	W	22-4	\$ East Tennessee State
5-24	H	W	6-2	\$ South Carolina
5-25	H	W	17-12	\$ South Carolina
5-31	N3	L	5-13	! Miami (Fla.)
6-1	N3	L	4-6	! California
* - ACC game; # - perfect, no-hit game; % - Rollins Invitational; + - ACC Tournament; \$ - NCAA Atlantic Regional; ! - College World Series; N1 - Winter Park, Fla.; N2 - Raleigh, N.C.; N3 - Omaha, Neb.				

1981 (34-24 OVERALL; 10-4 ACC, T-1st)

ACC Champion				
Head Coach - Bill Wilhelm (24th Season)				
Date	Site	W-L	Score	Opponent
2-20	A	W	6-0	The Citadel

ALL-TIME RESULTS

2-21	A	W	6-3	The Citadel
2-26	A	L	1-8	Florida
2-27	A	L	4-5	Florida
2-28	A	L	8-9	Florida State
3-1	A	L	7-11	Florida State
3-2	A	L	4-7	Valdosta State
3-3	A	W	6-1	Valdosta State
3-5	A	W	19-16	Georgia
3-6	H	W ⁽¹⁰⁾	7-6	Western Carolina
3-7	H	W	16-1	Appalachian State
3-8	H	L	4-10	Appalachian State
3-9	H	W	18-3	Marshall
3-10	H	W	2-0	Howard
3-11	H	W	15-1	Howard
3-12	H	W	7-4	* Duke
3-13	H	W	8-7	* Duke
3-14	A	W	9-5	† Winthrop
3-15	A	W	10-2	Francis Marion
3-16	A	L	8-9	North Carolina-Wilmington
3-17	A	W ⁽¹⁰⁾	3-2	North Carolina-Wilmington
3-18	A	W	14-4	East Carolina
3-19	A	L	1-4	East Carolina
3-20	A	L	6-7	* Wake Forest
3-21	A	L	7-10	* North Carolina
3-23	H	W	4-2	Ohio State
3-24	H	L ⁽¹¹⁾	7-8	Ohio State
3-25	H	W	5-3	Tennessee
3-26	H	L	4-10	Tennessee
3-27	H	L ⁽¹¹⁾	5-6	Georgia Southern
3-28	H	W	6-0	Georgia Southern
3-29	H	L	7-8	Georgia Southern
3-31	H	L	2-3	Georgia
4-1	H	W	6-4	* Georgia Tech
4-2	H	W	6-4	Winthrop
4-3	A	L	2-6	South Carolina
4-4	A	L	7-12	South Carolina
4-5	H	W ⁽¹¹⁾	6-5	* Wake Forest
4-6	A	W	13-1	Erskine
4-7	A	W	10-5	* Georgia Tech
4-8	A	L	20-22	Georgia
4-11	H	W ⁽⁷⁾	6-1	* NC State ⁽¹⁾
4-11	H	W ⁽⁷⁾	2-0	* NC State ⁽²⁾
4-12	H	W	6-2	* North Carolina
4-13	H	W ⁽¹¹⁾	5-4	South Carolina
4-14	H	L	2-12	South Carolina
4-16	A	L	11-21	* Maryland
4-17	A	L	6-10	* Maryland
4-18	A	W	11-7	* Virginia
4-19	A	W	11-5	* Virginia
4-22	N1	W ⁽¹⁰⁾	7-6	+ Georgia Tech
4-23	N1	L	0-1	+ Duke
4-24	N1	W ⁽¹⁰⁾	6-5	+ Wake Forest
4-25	A	W	7-4	+ North Carolina
4-25	N1	W	9-2	+ Duke
4-26	A	W	7-5	+ North Carolina
5-22	H	L	2-7	\$ Wichita State
5-23	H	L	1-2	\$ East Tennessee State

* - ACC game; † - Wilhelm's 600th victory; + - ACC Tournament; \$ - NCAA Atlantic Regional; N1 - Chapel Hill, N.C.

1982 (37-22 OVERALL; 10-2 ACC, 1st)

Head Coach - Bill Wilhelm (25th Season)

Date	Site	W-L	Score	Opponent
2-24	A	W	7-0	Florida
2-25	A	W	14-5	Florida
2-26	A	W	12-7	Florida
2-27	A	W ⁽⁷⁾	10-5	Valdosta State ⁽¹⁾
2-27	A	W ⁽⁷⁾	1-0	Valdosta State ⁽²⁾
2-28	A	W ⁽⁷⁾	8-3	Valdosta State ⁽¹⁾
2-28	A	W ⁽⁷⁾	3-0	Valdosta State ⁽²⁾
3-2	H	L	3-7	Georgia
3-3	H	W	6-2	Campbell
3-4	H	W	11-1	Campbell
3-5	H	W	5-0	# Western Carolina
3-6	H	W	20-7	The Citadel
3-8	H	W	2-1	East Carolina
3-9	H	W	6-3	East Carolina
3-10	H	W	6-3	North Carolina-Wilmington
3-11	H	W	7-1	Marshall
3-12	H	W	12-5	Marshall
3-14	H	W	13-1	* Wake Forest
3-17	A	W	9-6	* NC State
3-18	A	L ⁽¹⁰⁾	4-5	* North Carolina
3-19	A	W	5-3	* Duke
3-22	H	W	14-2	Howard
3-23	H	W	17-4	Howard
3-24	H	L	2-7	Ohio State
3-25	H	W	7-1	Ohio State

3-27	H	W	7-2	Francis Marion
3-28	A	L	6-7	Winthrop
3-29	A	L	3-10	Western Carolina
3-31	H	W	17-4	* Georgia Tech
4-1	H	L	1-8	Florida State
4-2	H	L ⁽⁷⁾	6-7	Florida State
4-3	H	W	10-7	* North Carolina
4-4	H	L	13-16	* NC State
4-6	A	L	10-11	Georgia
4-7	A	W	10-2	* Georgia Tech
4-11	H	W	4-1	South Carolina
4-12	H	L	4-5	South Carolina
4-13	H	L	5-8	Georgia
4-15	H	W	15-2	* Maryland
4-16	H	W ⁽¹³⁾	4-3	* Maryland
4-17	H	W	9-1	* Virginia
4-18	H	W	18-6	* Virginia
4-21	N1	W	10-9	+ Duke
4-22	N1	W	16-2	+ Georgia Tech
4-23	N1	L	4-6	+ Virginia
4-24	A	L	0-3	+ North Carolina
5-4	A	L	7-9	Alabama
5-5	A	L	1-7	Alabama
5-6	A	L	7-8	Alabama
5-8	A	L ⁽¹¹⁾	6-7	Auburn ⁽¹⁾
5-8	A	W	22-10	Auburn ⁽²⁾
5-9	A	L ⁽¹²⁾	0-9	^ Auburn
5-10	A	L	3-5	Troy
5-11	A	W	4-0	Troy
5-13	A	W	25-5	Georgia Southern
5-14	A	L	6-7	Georgia Southern
5-15	A	W	12-2	Georgia Southern
5-16	A	L	5-11	South Carolina
5-17	A	L	1-4	South Carolina

* - ACC game; # - no-hit game; + - ACC Tournament; ^ - forfeited game (score was 7-7 in the top of the 12th inning); N1 - Chapel Hill, N.C.

1983 (30-20-1 OVERALL; 6-5 ACC, 3rd)

Head Coach - Bill Wilhelm (26th Season)

Date	Site	W-L	Score	Opponent
2-19	A	L	1-3	The Citadel
2-20	A	L	2-6	The Citadel
2-24	H	W	11-2	Winthrop
2-26	A	L	2-5	Florida
2-27	A	L	2-4	Florida
3-1	A	L ⁽¹⁴⁾	4-5	Florida State
3-2	A	T ⁽¹⁰⁾	3-3	Florida State
3-4	H	W	8-0	South Carolina
3-5	H	L	2-4	Old Dominion
3-6	H	W	9-2	* Duke
3-7	H	W	4-3	* Duke
3-8	H	L	5-6	Alabama
3-9	H	L	4-7	Alabama
3-10	H	W	8-2	Furman
3-12	A	W	20-8	Francis Marion
3-13	A	W	11-7	Wingate
3-14	A	W	3-0	North Carolina-Wilmington
3-15	A	W	12-5	North Carolina-Wilmington
3-16	A	L	4-9	North Carolina-Wilmington
3-20	A	L ⁽⁷⁾	2-5	* Maryland ⁽¹⁾
3-20	A	W ⁽⁷⁾	8-3	* Maryland ⁽²⁾
3-22	A	W	11-2	Furman
3-23	H	W	10-1	Ohio State
3-25	H	W ⁽⁷⁾	4-3	Georgia Southern ⁽¹⁾
3-25	H	W ⁽⁷⁾	1-0	Georgia Southern ⁽²⁾
3-26	H	W	8-4	* Wake Forest
3-26	H	W ⁽⁶⁾	5-4	Georgia Southern
3-29	H	W	4-2	East Tennessee State
3-30	H	W	2-0	East Tennessee State
3-31	H	W	4-2	East Tennessee State
4-3	A	L	4-6	* NC State
4-5	H	W ⁽⁸⁾	8-3	Western Carolina
4-6	A	W	13-7	Georgia
4-7	A	L ⁽¹⁰⁾	6-7	* Georgia Tech
4-10	H	L	4-8	* NC State
4-11	A	W	16-0	Erskine
4-12	A	L	5-11	Georgia
4-14	A	W	8-1	* Virginia
4-16	A	L	2-7	* Wake Forest
4-17	H	W	19-6	* Georgia Tech
4-20	N1	W	12-5	+ Virginia
4-21	N1	W	8-1	+ NC State
4-22	A	L	5-6	+ North Carolina
4-24	N1	W	14-7	+ Duke
4-24	A	L	5-2	+ North Carolina
4-25	A	L	1-10	+ North Carolina
4-26	H	L ⁽¹⁰⁾	3-8	South Carolina
4-27	H	W	6-3	Georgia

4-29	A	L	7-13	Western Carolina
4-30	A	W	8-1	South Carolina
5-1	A	L	3-4	South Carolina

* - ACC game; + - ACC Tournament; N1 - Chapel Hill, N.C.

1984 (38-17 OVERALL; 12-2 ACC, T-1st)

Head Coach - Bill Wilhelm (27th Season)

Date	Site	W-L	Score	Opponent
2-24	A	L	11-17	Georgia Southern
2-25	A	W	10-3	Georgia Southern
2-26	A	W	10-5	Georgia Southern
2-28	H	L ⁽⁷⁾	2-5	Ball State ⁽¹⁾
2-28	H	L ⁽⁷⁾	4-5	Ball State ⁽²⁾
2-29	H	W	9-1	Ball State
3-1	H	L	3-6	Old Dominion
3-2	H	W	6-3	Old Dominion
3-3	A	W	11-4	* Duke
3-4	A	W	7-1	* Duke
3-6	H	L ⁽⁷⁾	4-7	The Citadel ⁽¹⁾
3-6	H	W ⁽⁷⁾	6-0	# The Citadel ⁽²⁾
3-7	H	W	2-1	North Carolina-Wilmington
3-8	H	L	5-8	North Carolina-Wilmington
3-9	H	W	5-4	* Maryland
3-10	H	W	5-2	* Maryland
3-11	H	L	6-9	Georgia
3-12	H	W	8-1	† Marshall
3-14	H	W ⁽⁷⁾	7-3	Marshall ⁽¹⁾
3-14	H	W ⁽⁷⁾	6-0	Marshall ⁽²⁾
3-15	H	W	6-2	* Virginia
3-16	H	W	7-2	* Virginia
3-17	H	L	3-7	Virginia Tech
3-18	H	W	6-2	Virginia Tech
3-19	H	W	8-0	Virginia Tech
3-21	A	L	4-8	Alabama
3-22	A	W ⁽⁷⁾	4-1	Alabama ⁽¹⁾
3-22	A	L ⁽⁷⁾	1-3	Alabama ⁽²⁾
3-23	A	W	11-4	Mississippi
3-24	A	W	4-2	Mississippi
3-25	A	W ⁽¹¹⁾	3-1	Mississippi
3-28	H	W	5-1	* Georgia Tech
3-29	H	W	13-0	Florida State
3-30	H	W	13-3	Florida State
3-31	H	L	2-5	* NC State
4-1	H	L	1-3	* North Carolina
4-5	H	W	5-3	Western Carolina
4-6	A	W	13-1	* Wake Forest
4-7	A	W	15-7	* NC State
4-8	A	W	5-1	* North Carolina
4-10	H	L	7-9	Furman
4-11	A	W	7-2	* Georgia Tech
4-12	A	L	2-9	Western Carolina
4-13	A	W	10-1	South Carolina-Aiken
4-14	H	W	9-3	* Wake Forest
4-15	A	W	6-0	Winthrop
4-16	H	W	19-0	Georgia Regents
4-18	N1	L	5-8	+ Duke
4-19	N1	W	7-6	+ Virginia
4-20	N1	W	12-1	+ Maryland
4-21	N1	L	6-7	+ North Carolina
4-24	A	L	11-14	Georgia
4-25	H	W	5-2	Georgia
4-26	H	W	11-1	Erskine
4-28	A	W	11-5	Vanderbilt

* - ACC game; # - no-hit game; † - Wilhelm's 700th victory; + - ACC Tournament; N1 - Durham, N.C.

1985 (36-30-1 OVERALL; 9-4 ACC, T-1st)

Head Coach - Bill Wilhelm (28th Season)

Date	Site	W-L	Score	Opponent
2-16	A	L ⁽¹⁰⁾	9-10	The Citadel
2-17	A	W	12-5	The Citadel
2-23	A	W ⁽⁸⁾	5-3	Valdosta State ⁽¹⁾
2-23	A	L ⁽⁷⁾	3-10	Valdosta State ⁽²⁾
2-25	A	W ⁽⁷⁾	9-0	Valdosta State ⁽¹⁾
2-25	A	W ⁽⁷⁾	6-5	Valdosta State ⁽²⁾
2-28	H	L	3-4	Charlotte
3-2	A	L ⁽⁷⁾	2-11	North Carolina-Wilmington ⁽¹⁾
3-2	A	W ⁽⁷⁾	9-4	North Carolina-Wilmington ⁽²⁾
3-3	A	L	5-8	North Carolina-Wilmington
3-5	H	W	5-0	* Duke
3-6	H	W	11-2	* Duke
3-7	H	L	4-6	Old Dominion
3-8	H	W	8-2	Old Dominion
3-9	A	W ⁽¹⁰⁾	4-3	Charlotte
3-10	A	W	11-4	Francis Marion
3-11	A	L	7-8	Campbell
3-12	A	L	6-10	East Tennessee State

3-13	A	W	15-4	East Tennessee State
3-15	A	T ⁽⁸⁾	4-4	Virginia Tech
3-16	A	L	7-14	Virginia Tech
3-17	A	L	6-20	Virginia Tech
3-18	H	W	3-1	Georgia Southern
3-19	H	W	11-4	Georgia Southern
3-20	H	W	4-3	Kentucky
3-22	H	L	3-7	Kentucky
3-23	A	W	10-9	* Wake Forest
3-24	A	W	7-4	* Wake Forest
3-25	A	W	19-10	Furman
3-26	A	L	11-14	Georgia
3-28	A	L	1-19	* Virginia
3-30	A	W ⁽⁷⁾	7-1	* Maryland ⁽¹⁾
3-30	A	W ⁽⁷⁾	6-0	* Maryland ⁽²⁾
4-1	H	W	16-8	Alabama
4-2	H	W ⁽⁸⁾	5-4	Alabama ⁽¹⁾
4-2	H	L ⁽⁷⁾	5-9	Alabama ⁽²⁾
4-3	H	W	4-2	* Georgia Tech
4-5	H	W	3-2	* North Carolina
4-6	H	W	7-1	* NC State
4-7	H	W	13-5	Winthrop
4-9	H	W	3-2	Appalachian State
4-10	A	L	8-9	* Georgia Tech
4-12	A	W	17-0	Davidson
4-13	A	L	3-10	* North Carolina
4-14	A	L	4-9	* NC State
4-17	N1	W	17-12	+ Maryland
4-18	N1	W	3-2	+ North Carolina
4-19	A	L	9-12	+ Georgia Tech

ALL-TIME RESULTS

4-4	A	W	8-0	Western Carolina
4-5	A	W	6-1	* Duke
4-6	A	W	15-1	* Duke
4-9	A	L	6-13	Georgia
4-10	H	W	18-2	Georgia
4-12	A	L	8-12	* NC State
4-13	A	L	8-9	* North Carolina
4-15	H	W	14-1	East Tennessee State
4-16	H	W	6-3	Furman
4-17	H	W	13-7	Western Carolina
4-18	H	W	14-7	Davidson
4-19	H	W	6-2	* North Carolina
4-20	H	L	2-6	* NC State
4-22	A	W	6-3	* Georgia Tech
4-24	H	W	9-7	Charlotte
4-25	H	W	16-5	South Carolina
4-26	H	W	9-5	South Carolina
4-27	H	L ⁽¹²⁾	4-9	South Carolina
5-3	A	W	14-11	South Carolina
5-4	A	L	0-5	South Carolina
5-5	A	W	14-6	† South Carolina
5-6	A	W	14-7	Georgia Regents
5-7	H	L	0-7	* Georgia Tech
5-9	N1	L	5-6	Miami (Fla.)
5-10	N1	W	7-4	Miami (Fla.)
5-11	N1	W	9-5	Miami (Fla.)
5-14	N2	W ⁽¹⁴⁾	6-5	+ Wake Forest
5-15	N2	L	5-16	+ Georgia Tech
5-16	N2	W ⁽¹⁰⁾	7-2	+ Maryland
5-17	N2	L	4-6	+ NC State

* - ACC game; † - Wilhelm's 800th victory;
+ - ACC Tournament; N1 - Greenville, S.C.;
N2 - Durham, N.C.

1987 (54-14-1 OVERALL; 16-5 ACC, 2nd)

Ranked No. 10 by Baseball America				
Ranked No. 10 by Collegiate Baseball				
Head Coach - Bill Wilhelm (30th Season)				
Date	Site	W-L	Score	Opponent
2-23	A	W ⁽⁷⁾	9-3	The Citadel ⁽¹⁾
2-23	A	W ⁽⁷⁾	12-0	The Citadel ⁽²⁾
2-25	H	W	8-1	Western Carolina
3-1	H	W ⁽⁸⁾	7-6	Appalachian State ⁽¹⁾
3-1	H	W ⁽⁷⁾	1-0	Appalachian State ⁽²⁾
3-2	H	W ⁽⁷⁾	8-7	North Carolina-Wilmington ⁽¹⁾
3-2	H	W ⁽⁷⁾	4-0	North Carolina-Wilmington ⁽²⁾
3-3	H	W	9-8	Old Dominion
3-4	H	W	4-1	Old Dominion
3-5	H	L	3-10	Georgia Southern
3-6	H	W	8-2	Georgia Southern
3-7	H	W	14-5	Georgia Southern
3-10	H	W ⁽⁷⁾	12-11	Marshall ⁽¹⁾
3-10	H	W ⁽⁷⁾	19-1	Marshall ⁽²⁾
3-11	H	W	20-1	Marshall
3-13	H	W	6-4	* Virginia
3-14	H	W	9-2	* Virginia
3-17	A	W	7-5	Florida International
3-18	A	L	1-6	Florida International
3-20	A	W	8-2	Miami (Fla.)
3-21	A	W	11-9	Miami (Fla.)
3-22	A	T	10-10	Miami (Fla.)
3-23	H	W	14-5	* Maryland
3-25	H	W	18-5	Auburn ⁽¹⁾
3-25	H	L ⁽⁷⁾	4-5	Auburn ⁽²⁾
3-26	H	W	3-2	Auburn
3-28	H	W	12-2	Valdosta State
3-29	H	W	12-6	Valdosta State
3-31	A	W ⁽⁷⁾	25-1	Charlotte
4-1	H	W	3-2	Georgia
4-2	A	L	7-11	Georgia
4-4	H	L ⁽⁷⁾	6-7	* NC State ⁽¹⁾
4-4	H	W ⁽⁷⁾	15-5	* NC State ⁽²⁾
4-5	H	W	11-5	* North Carolina
4-6	H	W	4-1	Furman
4-7	H	L	5-6	^ Greenville Braves
4-8	A	L	2-4	* Georgia Tech
4-10	A	W	12-6	* Wake Forest
4-11	A	W	13-11	* Wake Forest
4-12	A	W	6-3	* Duke
4-13	A	W	11-4	* Virginia
4-15	H	L	6-7	* Georgia Tech
4-16	H	W	13-3	* Wake Forest
4-18	H	W	12-4	* Duke
4-19	H	W	6-3	* Duke
4-20	H	W	5-3	South Carolina
4-21	H	W	7-3	South Carolina
4-22	A	L	2-12	* Georgia Tech
4-25	A	L	3-4	* North Carolina
4-25	N1	W	9-8	* NC State

4-26	A	W	14-8	* North Carolina
5-2	A	W	5-3	South Carolina
5-3	A	W	8-7	South Carolina
5-5	A	W	8-1	* Maryland
5-6	A	W	9-7	* Maryland
5-7	A	W ⁽⁸⁾	10-8	% Duke ⁽¹⁾
5-7	A	W ⁽⁷⁾	14-5	% Duke ⁽²⁾
5-8	H	L	6-7	South Alabama
5-9	H	W	1-0	South Alabama
5-10	H	W	11-1	South Alabama
5-13	N2	W	11-4	+ Wake Forest
5-14	N2	W	9-4	+ North Carolina
5-15	N2	W	8-0	+ NC State
5-16	N2	L	1-7	+ Georgia Tech
5-16	N2	L	7-11	+ NC State
5-21	N3	W	8-0	\$ West Virginia
5-22	N3	W	6-3	\$ Seton Hall
5-23	N3	L	5-6	\$ Arkansas
5-23	N3	W	6-3	\$ Auburn
5-24	N3	L	2-4	\$ Arkansas

* - ACC game; % - not counted in ACC standings;

+ - ACC Tournament; \$ - NCAA South Regional;

^ - exhibition game (not counted in record);

N1 - Chapel Hill, N.C.; N2 - Greenville, S.C.;

N3 - Huntsville, Ala.

1988 (54-14 OVERALL; 18-2 ACC, 1st)

Ranked No. 15 by Baseball America				
Head Coach - Bill Wilhelm (31st Season)				
Date	Site	W-L	Score	Opponent
2-20	A	W	8-1	Auburn
2-21	A	L	2-5	Auburn
2-24	H	W	23-6	Charlotte
2-25	H	W	13-12	Georgia
2-27	A	W	12-1	North Carolina-Wilmington
2-28	A	W	13-2	North Carolina-Wilmington
3-1	H	W	8-4	Western Carolina
3-2	H	W	15-3	Furman
3-3	H	W	11-4	East Tennessee State
3-5	A	W	9-4	Charlotte
3-6	H	W	7-1	Appalachian State
3-7	H	W	15-2	Old Dominion
3-8	H	W	7-1	Old Dominion
3-9	H	W	10-2	Old Dominion
3-10	H	W	7-5	Liberty
3-12	H	W	9-6	* Virginia
3-14	N1	W	10-7	Long Beach State
3-15	N1	L	2-9	Brigham Young
3-16	N1	L	5-6	Washington State
3-17	A	L	10-13	Fresno State
3-18	N1	W	5-3	George Washington
3-19	N1	W ⁽⁷⁾	9-3	Oregon State
3-21	H	W ⁽⁷⁾	6-0	* Maryland ⁽¹⁾
3-21	H	W ⁽⁷⁾	5-4	* Maryland ⁽²⁾
3-22	A	L	7-8	Georgia
3-23	A	W	12-7	Furman
3-24	H	W	11-4	Ohio State
3-26	H	L ⁽⁷⁾	1-7	Ohio State ⁽¹⁾
3-26	H	W ⁽⁷⁾	4-3	Ohio State ⁽²⁾
3-27	H	W	8-4	Coastal Carolina
3-28	H	W	7-3	Coastal Carolina
4-1	H	W	5-2	* North Carolina
4-2	H	W	8-5	* North Carolina
4-3	H	W	9-8	* NC State
4-4	H	W	20-11	Western Carolina
4-5	H	W	11-10	^ Greenville Braves
4-6	H	W	7-3	* Georgia Tech
4-9	A	W ⁽⁷⁾	10-3	* Duke ⁽¹⁾
4-9	A	W ⁽⁷⁾	10-3	* Duke ⁽²⁾
4-10	A	W	8-7	* Wake Forest
4-13	A	W	4-2	* Georgia Tech
4-14	A	W	12-4	Western Carolina
4-15	H	W	11-3	* Duke
4-16	H	W	11-7	* Wake Forest
4-17	H	W	8-5	* Wake Forest
4-19	H	W	18-8	Tennessee
4-20	H	W	6-1	Tennessee
4-21	H	W	7-4	† Georgia Tech
4-22	H	W	7-6	South Carolina
4-23	H	L	7-11	South Carolina
4-24	H	W	8-5	South Carolina
4-30	A	W	5-2	South Carolina
5-1	A	L	6-7	South Carolina
5-2	A	W	8-3	* Virginia
5-3	A	W	6-0	* Virginia
5-6	A	L	3-6	* NC State
5-7	A	L	8-9	* NC State
5-8	A	W	8-6	* North Carolina
5-11	N2	W	9-1	+ Duke

5-12	N2	L	0-1	+ North Carolina
5-13	N2	W	9-0	+ Maryland
5-14	N2	W	5-4	+ North Carolina ⁽¹⁾
5-14	N2	L	6-7	+ North Carolina ⁽²⁾
5-22	N3	W	16-1	St. John's
5-23	N3	W	6-5	St. John's
5-26	N4	W ⁽¹⁹⁾	3-2	\$ Fordham
5-28	N4	L	1-6	\$ Rutgers
5-28	N4	W	11-1	\$ St. John's
5-29	N4	L	7-8	\$ Kentucky

* - ACC game; ^ - exhibition game (not counted in record); † - Wilhelm's 900th victory; + - ACC

Tournament; \$ - NCAA Northeast Regional;

N1 - Fresno, Calif.; N2 - Greenville, S.C.; N3 -

Orlando, Fla.; N4 - New Britain, Conn.

1989 (50-20 OVERALL; 13-5 ACC, 2nd)

ACC Champion				
Ranked No. 14 by Baseball America				
Ranked No. 14 by Collegiate Baseball				
Head Coach - Bill Wilhelm (32nd Season)				
Date	Site	W-L	Score	Opponent
2-18	A	W	22-5	Coastal Carolina
2-19	A	W	6-5	Coastal Carolina
2-25	H	W	4-2	Auburn
2-26	H	L	6-7	Auburn
2-28	H	W	9-8	Western Carolina
3-2	H	W	13-4	East Tennessee State
3-4	H	W	15-2	North Carolina-Wilmington
3-5	H	W	9-4	North Carolina-Wilmington
3-6	H	L ⁽¹⁰⁾	1-3	Old Dominion
3-7	H	W	6-3	Old Dominion
3-8	H	W ⁽¹⁵⁾	3-2	Old Dominion
3-10	H	W ⁽¹⁰⁾	5-4	Appalachian State
3-11	H	W	10-4	* Virginia
3-12	H	W	8-2	* Virginia
3-14	H	W	7-6	Western Carolina
3-15	H	W	3-0	Furman
3-18	H	W	16-3	* Maryland
3-19	A	W	11-0	* Wake Forest
3-20	A	W	6-2	* Wake Forest
3-24	A	W	6-4	* NC State
3-25	A	W	4-3	* North Carolina
3-26	A	L	0-3	* North Carolina
3-28	H	W	7-5	Seton Hall
3-29	H	W	8-5	Seton Hall
3-30	H	W	17-7	Seton Hall
3-31	H	W	7-1	South Carolina
4-1	H	W	12-6	South Carolina
4-2	H	W	9-6	South Carolina
4-3	H	W	15-4	Davidson
4-5	A	W	7-5	Tennessee
4-6	A	W	14-2	Western Carolina
4-9	H	W	6-3	* Wake Forest
4-10	H	W	12-4	Western Carolina
4-11	A	W	4-0	Furman
4-12	A	W	7-5	* Georgia Tech
4-14	A	W	8-0	* Virginia
4-16	A	L ⁽¹²⁾	4-5	* Maryland ⁽¹⁾
4-16	A	L ⁽⁵⁾	3-4	* Maryland ⁽²⁾
4-18	A	L	5-6	Georgia
4-19	H	W	16-5	* Georgia Tech
4-20	A	W	5-3	South Carolina
4-21	A	L	3-8	South Carolina
4-22	A	L	1-7	South Carolina
4-23	H	L	3-4	* North Carolina
4-25	H	W ⁽¹²⁾	3-2	Georgia
4-26	A	L	4-11	* Georgia Tech
4-28	H	L	5-11	Miami (Fla.)
4-29	H	L	2-10	Miami (Fla.)
4-30	H	W	5-4	Miami (Fla.)
5-6	H	W	11-3	* NC State
5-7	H	W	13-6	* NC State
5-8	A	L	1-4	Georgia Southern
5-9	N1	W	4-1	Armstrong State
5-9	A	L ⁽⁵⁾	7-9	Georgia Southern
5-10	N1	L	3-5	Armstrong State
5-10	A	L	1-2	Georgia Southern
5-13	N2	W	8-0	+ Maryland
5-14	N2	W	9-3	+ Georgia Tech
5-15	N2	W	5-4	+ North Carolina
5-16	N2	W	9-2	+ NC State
5-16	N2	W	12-4	+ North Carolina
5-19	N3	L ⁽¹⁰⁾	6-8	% Arizona
5-20	N3	L	0-2	% Miami (Fla.)
5-21	N3	W	7-1	% New Orleans
5-22	A	W	7-0	% North Carolina
5-25	N4	W	6-2	\$ Stetson
5-26	N4	L	7-14	\$ Auburn

5-27	N4	W	13-5	\$ Stetson
5-27	N4	W	11-1	\$ Auburn
5-28	A	L	1-8	\$ Florida State

* - ACC game; % - Carolina Invitational; + -

ACC Tournament; \$ - NCAA Atlantic Regional;

N1 - Statesboro, Ga.; N2 - Greenville, S.C.;

N3 - Chapel Hill, N.C.; N4 - Tallahassee, Fla.

1990 (43-23 OVERALL; 14-6 ACC, 2nd)

Head Coach - Bill Wilhelm (33rd Season)				
Date	Site	W-L	Score	Opponent
2-17	A	W	13-8	North Carolina-Wilmington
2-18	A	W	18-2	North Carolina-Wilmington
2-24	A	W	6-3	Auburn
2-25	A	W	6-0	Auburn
2-28	H	W	14-2	Western Carolina
3-4	A	W	12-9	* Duke ⁽¹⁾
3-4	A	L	3-4	* Duke ⁽²⁾
3-6	H	W	5-3	Old Dominion
3-7	H	W	6-5	Old Dominion
3-8	H	W	8-1	Old Dominion
3-9	H	W	10-4	* Wake Forest
3-10	H	L	1-3	* Wake Forest
3-11	H	W	11-8	* Wake Forest
3-12	H	W	13-0	Marshall
3-13	H	W	7-3	Marshall
3-14	H	W	16-2	Marshall
3-17	H	W ⁽⁷⁾	10-1	* Maryland ⁽¹⁾
3-17	H	W ⁽⁷⁾	7-1	* Maryland ⁽²⁾
3-18	H	W	8-1	* Maryland
3-19	H	W	12-6	Ohio
3-20	H	W	6-4	Ohio
3-22	A	L	2-9	Miami (Fla.)
3-23	A	L	5-11	Miami (Fla.)
3-24	A	L	1-2	Miami (Fla.)
3-27	H	L ⁽⁷⁾	2-11	Coastal Carolina ⁽¹⁾
3-27	H	W ⁽⁷⁾	1-0	Coastal Carolina ⁽²⁾
3-28	A	L	8-9	Georgia
3-31	N1	W	6-0	South Carolina
4-1	H	W ⁽¹¹⁾	6-5	South Carolina
4-2	H	W	9-0	South Carolina
4-3	H	W	11-4	East Tennessee State
4-4	A	W	10-2	Furman
4-6	A	L	8-10	* North Carolina
4-7	A	L	3-9	* North Carolina
4-8	A	L	10-11	* North Carolina
4-10	H	W ⁽⁷⁾	2-1	Appalachian State
4-11	H	W	17-6	Furman
4-12	A	L	2-21	South Carolina
4-13	H	W	6-3	* NC State
4-14	H	W	20-4	* NC State
4-15	H	W	6-5	* NC State
4-17	H	W	13-0	Georgia Southern
4-18	H	L	6-9	Georgia Southern
4-20	A	W	12-6	* Virginia
4-21	A	W	19-3	* Virginia
4-22	A	W	8-0	* Virginia
4-24	H	L	5-7	Tennessee
4-25	H	W	14-2	Tennessee
4-27	A	W	14-12	* Georgia Tech
4-28	H	L	3-8	* Georgia Tech
4-29	A	W	17-10	† * Georgia Tech
5-6	A	L	4-5	South Carolina ⁽¹⁾
5-6	A	L ⁽⁷⁾	3-7	South Carolina ⁽²⁾
5-8	A	W	15-3	Tennessee
5-10	H	W	8-4	Campbell
5-12	N1	W	13-3	+ Duke
5-13	N1	W	7-3	+ Virginia
5-14	N1	L	1-3	+ North Carolina
5-15	N1	L	5-6	+ NC State
5-18	N2	L	0-1	% Southern California
5-19	N2	L	2-5	% Fresno State
5-20	N2	W	9-1	% Arizona
5-21	A	L	2-11	The Citadel
5-25	N3	L	6-9	\$ Creighton
5-26	N3	W	8-5	\$ Texas-Arlington
5-27	N3	L	3-4	\$ Creighton
* - ACC game; † - Wilhelm's 1,000th victory + - ACC Tournament; % - Carolina Invitational \$ - NCAA Central Regional; N1 - Greenville, S.C.; N2 - Chapel Hill, N.C.; N3 - Austin, Texas				
1991 (60-10 OVERALL; 18-3 ACC, 1st ACC Champion				
College World Series Participant				
Ranked No. 4 by Baseball America				
Head Coach - Bill Wilhelm (34th Season)				
Date	Site	W-L	Score	Opponent
2-16	A	W	10-4	Georgia Southern

ALL-TIME RESULTS

2-17	A	W	16-3	Georgia Southern
2-23	H	W	6-4	Auburn
2-24	H	W	7-3	Auburn
2-25	H	W	13-0	East Tennessee State
2-28	N1	W	6-0	% Oklahoma State
3-2	N1	L	8-13	% Louisiana
3-2	A	W	14-3	% Nevada-Las Vegas
3-3	N1	W	17-5	% Louisiana
3-7	H	W	9-0	Georgia Regents
3-9	A	L ⁽⁷⁾	10-11	* Wake Forest ⁽¹⁾
3-9	A	W ⁽⁷⁾	13-7	* Wake Forest ⁽²⁾
3-10	A	W	11-5	* Wake Forest
3-15	H	W	5-2	* Virginia
3-16	H	W	15-1	* Virginia
3-17	H	W	12-8	* Virginia
3-19	A	W	23-7	Coastal Carolina
3-20	A	W	10-3	Coastal Carolina
3-21	A	W	11-7	Coastal Carolina
3-22	A	L	4-12	South Carolina
3-23	A	L	10-11	South Carolina
3-24	A	W	5-3	South Carolina
3-26	H	W	10-0	The Citadel
3-27	H	W	12-3	The Citadel
3-28	H	W ⁽⁷⁾	7-5	South Carolina
3-30	H	W	12-1	Columbus ⁽¹⁾
3-30	H	W	2-1	Columbus ⁽²⁾
3-31	A	L	7-9	Western Carolina
4-2	H	W	16-6	Furman
4-3	H	W	13-3	Western Carolina
4-4	H	W	10-1	South Carolina
4-5	H	W	15-6	* North Carolina
4-6	H	W ⁽¹²⁾	6-5	* North Carolina
4-7	H	W	6-2	* North Carolina
4-8	H	W ⁽⁵⁾	5-0	Winthrop
4-9	H	W	4-3	Georgia
4-10	A	W	9-1	Georgia
4-12	A	W	14-3	* NC State
4-13	A	L	7-8	* NC State
4-14	A	W	16-6	* NC State
4-16	H	W	10-5	Appalachian State
4-17	H	W	13-0	Appalachian State
4-19	A	W	11-4	* Maryland
4-20	A	W	7-2	* Maryland
4-21	A	W	17-2	* Maryland
4-23	A	W	17-2	* Maryland
4-24	H	W	11-8	Georgia
4-25	H	W	7-6	South Carolina
4-26	H	W ⁽¹⁰⁾	9-8	* Georgia Tech
4-27	A	W	8-0	* Georgia Tech
4-28	H	L	6-11	* Georgia Tech
5-5	H	W	17-4	* Duke
5-6	H	W ⁽⁷⁾	3-2	* Duke
5-7	H	W	6-4	* Duke
5-8	A	L	1-11	Tennessee
5-9	A	W	6-3	Tennessee
5-11	N2	W	13-1	+ Maryland
5-12	N2	W	7-2	+ Wake Forest
5-13	N2	W	6-5	+ Georgia Tech
5-14	N2	W ⁽¹¹⁾	7-4	+ Virginia
5-14	N2	W	24-8	+ Georgia Tech
5-17	H	W	7-2	Furman
5-18	H	W ⁽⁸⁾	8-0	Furman
5-19	H	W	21-1	Furman
5-23	N3	W	13-5	\$ Princeton
5-24	N3	W	8-3	\$ Villanova
5-25	N3	W	10-9	\$ Mississippi State
5-26	A	W	13-5	\$ Maine
6-1	N4	L	4-8	! Creighton
6-3	N4	L	11-12	! Long Beach State

* - ACC game; % - UNLV Desert Classic; + - ACC Tournament; \$ - NCAA Northeast Regional; ! - College World Series; N1 - Las Vegas, Nev.; N2 - Greenville, S.C.; N3 - Orono, Maine; N4 - Omaha, Neb.

1992 (50-14 OVERALL; 19-5 ACC, 1st)
Ranked No. 7 by Baseball America
Head Coach - Bill Wilhelm (35th Season)

Date	Site	W-L	Score	Opponent
2-16	H	W	7-0	Eastern Kentucky ⁽¹⁾
2-16	H	W	22-0	Eastern Kentucky ⁽²⁾
2-19	H	W	6-0	Western Carolina
2-21	H	W	15-1	Tampa
2-22	H	W	16-5	Tampa ⁽¹⁾
2-22	H	W	3-0	Tampa ⁽²⁾
2-29	A	W	4-3	Auburn
3-1	A	W	9-3	Auburn
3-3	H	W	1-0	Winthrop
3-5	H	W	20-2	Furman

3-7	H	W ⁽⁷⁾	7-2	* Wake Forest ⁽¹⁾
3-7	H	W ⁽⁸⁾	2-1	* Wake Forest ⁽²⁾
3-8	H	W	7-5	* Wake Forest
3-9	H	W	2-1	Coastal Carolina
3-10	H	W	12-2	Coastal Carolina
3-13	H	W	15-3	* Maryland
3-14	H	W	10-1	* Maryland
3-15	H	L	9-10	* Maryland
3-17	A	W	15-7	* Duke
3-18	A	W	9-1	* Duke
3-19	A	L	1-2	* Duke
3-20	A	W	8-6	* Virginia
3-21	A	W	5-3	* Virginia
3-22	A	W	8-2	* Virginia
3-23	H	L	3-7	Ohio
3-24	H	W	10-2	Ohio
3-26	A	L	6-8	South Carolina
3-27	H	W	10-4	* Florida State
3-28	H	W	12-0	* Florida State
3-29	H	W	14-0	* Florida State
3-31	A	W	8-4	Georgia Southern ⁽¹⁾
4-1	H	L	2-3	Georgia
4-2	N1	W ⁽¹¹⁾	12-11	Winthrop
4-3	A	W	10-4	* North Carolina
4-4	A	W	7-1	* North Carolina
4-5	A	W	12-5	* North Carolina
4-7	H	W ⁽⁷⁾	10-5	Georgia Southern ⁽¹⁾
4-7	H	W ⁽⁷⁾	7-2	Georgia Southern ⁽²⁾
4-8	H	W	5-3	† South Carolina
4-10	H	W	6-2	* NC State
4-11	H	L	3-6	* NC State
4-12	H	W	3-2	* NC State
4-14	A	L	3-4	Tennessee
4-15	A	W	8-2	Tennessee
4-19	H	W	5-3	Appalachian State
4-20	H	W	7-5	Appalachian State
4-21	H	W	10-9	South Carolina
4-22	A	W	9-1	Georgia
4-24	A	L	2-6	* Georgia Tech
4-25	A	L ⁽¹⁰⁾	6-7	* Georgia Tech
4-26	A	W	5-4	* Georgia Tech
5-2	A	W	8-1	North Carolina-Wilmington
5-3	A	L	1-5	North Carolina-Wilmington
5-4	A	W	10-2	Georgia Southern
5-5	A	W	7-1	Georgia Southern
5-9	N2	W ⁽¹⁰⁾	3-2	+ Virginia
5-11	N2	W	5-2	+ Florida State
5-12	N2	L	1-11	+ NC State
5-12	N2	W	5-4	+ Georgia Tech
5-13	N2	W	11-0	+ Florida State
5-13	N2	L	3-7	+ NC State
5-21	N3	W	8-4	\$ Yale
5-22	N3	L	5-6	\$ California-Los Angeles
5-23	N3	L	6-7	\$ Oklahoma

* - ACC game; † - Wilhelm's 1,100th victory; + - ACC Tournament; \$ - NCAA MidEast Regional; N1 - Fort Mill, S.C.; N2 - Greenville, S.C.; N3 - Starkville, Miss.

1993 (45-20 OVERALL; 11-11 ACC, 5th)
ACC Champion
Ranked No. 17 by Baseball America
Ranked No. 17 by Collegiate Baseball
Head Coach - Bill Wilhelm (36th Season)

Date	Site	W-L	Score	Opponent
2-20	H	W	9-6	Auburn
2-23	H	W	13-2	Appalachian State
2-24	H	W	11-6	Winthrop
2-27	H	L	6-7	* Duke
2-28	H	W	16-7	* Duke
3-1	H	L	4-13	* Duke
3-2	H	W	7-5	North Carolina-Wilmington ⁽¹⁾
3-2	H	W	9-2	North Carolina-Wilmington ⁽²⁾
3-6	A	L ⁽⁷⁾	1-3	* Wake Forest ⁽¹⁾
3-6	A	W ⁽⁷⁾	4-1	* Wake Forest ⁽²⁾
3-7	A	W	8-5	* Wake Forest
3-9	H	W ⁽¹¹⁾	6-5	Coastal Carolina
3-10	H	W	8-3	Coastal Carolina
3-12	H	W	15-1	* Virginia
3-15	N1	L	0-5	% Nebraska
3-16	N1	L	6-10	% St. John's
3-17	N1	W	8-7	% Missouri State
3-18	N1	W	5-0	% Texas Tech
3-19	N1	L	0-3	% Kansas State
3-20	N1	W ⁽¹¹⁾	5-4	% Missouri State
3-24	H	W ⁽⁷⁾	10-7	Georgia Southern ⁽¹⁾
3-24	H	W ⁽⁷⁾	4-1	Georgia Southern ⁽²⁾
3-26	H	L	2-12	Ohio
3-27	H	W ⁽⁷⁾	5-2	Ohio

3-28	H	W	21-1	Ohio
3-30	H	W	11-4	Furman
3-31	A	W	6-2	Georgia
4-2	H	W	7-2	* North Carolina
4-3	H	L	5-10	* North Carolina
4-4	H	W	4-3	* North Carolina
4-6	H	W	17-3	South Carolina
4-7	A	W	9-8	South Carolina
4-9	A	W	4-1	* NC State
4-10	A	L	5-20	* NC State
4-11	A	L	12-13	* NC State
4-13	A	W	12-2	Western Carolina
4-14	H	W	8-6	Georgia
4-15	H	W	8-1	Western Carolina
4-17	A	W	6-2	* Maryland
4-18	N2	L	4-8	* Maryland
4-19	A	W	22-4	* Maryland
4-20	A	W	17-2	Furman
4-21	H	W ⁽¹¹⁾	8-7	South Carolina
4-23	H	L	0-11	* Georgia Tech
4-24	H	L	5-10	* Georgia Tech
4-25	H	L	0-6	* Georgia Tech
5-2	A	W	17-1	Winthrop
5-4	H	W	10-3	Tennessee
5-5	H	W	4-2	Tennessee
5-7	A	W	7-6	* Florida State
5-8	A	L ⁽¹⁰⁾	3-4	* Florida State
5-9	A	W	5-1	* Florida State
5-11	H	L	2-4	Georgia
5-12	A	L	5-8	South Carolina
5-13	H	W	12-5	Charlotte
5-15	N3	W	4-2	+ Duke
5-16	N3	W	6-1	+ Florida State
5-17	N3	W	9-8	+ Georgia Tech
5-18	N3	W	7-4	+ North Carolina
5-18	N3	L	5-7	+ Florida State
5-19	N3	W	11-7	+ NC State
5-28	N4	W	7-3	\$ Rutgers
5-29	N4	W	10-3	\$ Fresno State
5-30	N4	L	4-11	\$ Fresno State
5-31	N4	L	1-9	\$ Kansas

* - ACC game; % - Pepsi/Johnny Quik Best-of-the-West Tournament; + - ACC Tournament; \$ - NCAA MidEast Regional; N1 - Fresno, Calif.; N2 - Baltimore, Md.; N3 - Greenville, S.C.; N4 - Knoxville, Tenn.

1994 (57-18 OVERALL; 20-4 ACC, 1st)
ACC Champion
Ranked No. 4 by Baseball America
Head Coach - Jack Leggett (1st Season)

Date	Site	W-L	Score	Opponent
2-12	H	W	3-1	Western Carolina ⁽¹⁾
2-12	H	W	4-1	Western Carolina ⁽²⁾
2-13	H	W ⁽¹³⁾	6-5	Western Carolina
2-19	H	W	14-1	Tennessee
2-20	H	W	4-2	Tennessee
2-24	N1	L	5-11	% Fresno State
2-24	A	W	11-6	% Nevada-Las Vegas
2-25	N1	W	13-3	% Rice
2-26	N1	L	3-12	% Rice
2-27	N1	W ⁽¹⁰⁾	13-8	% Fresno State
3-3	H	W	11-4	Furman
3-4	H	W	5-4	* Wake Forest
3-5	H	W	5-4	* Wake Forest
3-6	H	W	8-6	* Wake Forest
3-7	H	W	14-2	North Carolina-Wilmington
3-8	H	W ⁽¹³⁾	8-7	North Carolina-Wilmington
3-9	A	W	9-2	Georgia
3-11	H	W	7-5	* Maryland
3-12	H	W	18-2	* Maryland
3-13	H	W	6-5	* Maryland
3-15	H	W	4-1	New Hampshire
3-16	H	L	4-7	South Carolina
3-18	A	W	6-1	Hawaii-Hilo
3-19	A	W	13-5	Hawaii-Hilo ⁽¹⁾
3-19	A	W	10-3	Hawaii-Hilo ⁽²⁾
3-21	N2	L	2-9	^ Oregon State
3-22	N2	L	2-9	^ Lewis-Clark State
3-23	A	W	7-3	^ Hawaii
3-25	N2	W ⁽⁷⁾	3-2	^ Washington
3-25	N2	W ⁽⁷⁾	3-1	^ Grand Canyon
3-26	N2	L ⁽¹¹⁾	1-2	^ Washington
3-27	N2	W	9-0	^ Grand Canyon
3-29	H	W	7-5	Georgia Southern
3-30	H	L	2-3	Georgia Southern
4-1	A	W	3-2	* Virginia
4-2	A	W	11-6	* Virginia
4-3	A	W	11-4	* Virginia

4-5	H	W	6-3	Georgia
4-6	A	W	7-2	South Carolina
4-8	H	W ⁽¹⁰⁾	10-8	* NC State
4-9	H	W	9-5	* NC State
4-10	H	W ⁽¹⁰⁾	6-5	* NC State
4-12	H	W	8-2	Appalachian State
4-13	A	L ⁽¹⁷⁾	4-5	South Carolina
4-15	A	W	7-6	* Duke
4-16	A	L	7-8	* Duke
4-17	A	W	7-0	* Duke
4-18	H	W	16-6	Charleston Southern
4-19	A	W	10-6	Georgia
4-20	H	L	3-4	South Carolina
4-22	A	W	11-1	* North Carolina
4-23	A	L	0-5	* North Carolina
4-24	A	W	3-2	* North Carolina
4-26	A	W	3-2	Tennessee
4-27	A	L ⁽¹⁰⁾	1-5	Tennessee
4-29	H	W	7-5	Miami (Fla.)
4-30	H	L	3-6	Miami (Fla.)
5-1	H	W ⁽¹²⁾	9-8	Miami (Fla.)
5-7	H	W	5-2	* Florida State
5-8	H	W	9-5	* Florida State
5-9	H	L	3-8	* Florida State
5-10	A	W	9-7	Coastal Carolina
5-11	A	W	8-0	Coastal Carolina
5-13	A	W ⁽¹⁰⁾	9-8	* Georgia Tech
5-14	A	L	4-20	* Georgia Tech
5-15	A	W	7-4	* Georgia Tech
5-18	N3	W	7-1	+ Maryland
5-19	N3	W	17-5	+ NC State
5-20	N3	W	9-6	+ Georgia Tech
5-21	N3	L	4-10	+ Florida State
5-22	N3	W	4-1	+ Florida State
5-26	H	W	5-1	\$ The Citadel
5-27	H	L	1-8	\$ Notre Dame
5-28	H	W	6-1	\$ Old Dominion
5-28	H	L	5-11	\$ Auburn

* - ACC game; % - UNLV Desert Classic; ^ - Hawaii Easter Tournament; + - ACC Tournament; \$ - NCAA East Regional; N1 - Las Vegas, Nev.; N2 - Honolulu, Hawaii; N3 - Greenville, S.C.

1995 (54-14 OVERALL; 20-4 ACC, 1st)
College World Series Participant
Ranked No. 8 by Baseball America
Ranked No. 8 by Collegiate Baseball
Ranked No. 8 by USA Today
Head Coach - Jack Leggett (2nd Season)

Date

ALL-TIME RESULTS

4-15	A	W	13-1	* NC State
4-16	A	W	13-4	* NC State
4-18	H	W	5-1	Coastal Carolina
4-19	H	W	7-2	Coastal Carolina
4-21	A	L	2-5	* Florida State
4-22	A	L	2-7	* Florida State
4-23	A	L	8-9	* Florida State
4-25	H	W	19-5	Furman
4-26	A	W	18-6	South Carolina
4-28	H	W	8-5	* Georgia Tech
4-29	H	W	6-1	* Georgia Tech
4-30	H	W	6-5	* Georgia Tech
5-7	A	W	7-4	Georgia Southern
5-8	A	L ⁽¹²⁾	14-15	Georgia Southern
5-12	A	L	6-7	Miami (Fla.)
5-13	A	W	7-5	Miami (Fla.)
5-14	A	L	4-8	Miami (Fla.)
5-17	N2	W	10-0	+ Maryland
5-18	N2	W	6-4	+ North Carolina
5-19	N2	W	11-0	+ Florida State
5-20	N2	W	16-7	+ NC State
5-20	N2	L	2-12	+ Florida State
5-21	N2	L	2-8	+ Florida State
5-25	H	W	8-4	* Navy
5-26	H	W	11-5	\$ Jacksonville
5-27	H	W	9-5	\$ Winthrop
5-28	H	W	7-4	\$ Alabama
6-3	N3	L	1-3	! Tennessee
6-5	N3	L	3-8	! Stanford

* - ACC game; + - ACC Tournament; \$ - NCAA East Regional; ! - College World Series; N1 - Arlington, Texas; N2 - Greenville, S.C.; N3 - Omaha, Neb.

1996 (51-17 OVERALL; 17-7 ACC, 2nd)

College World Series Participant

Ranked No. 4 by Collegiate Baseball

Ranked No. 4 by USA Today

Head Coach - Jack Leggett (3rd Season)

Date	Site	W-L	Score	Opponent
2-16	H	W	4-0	South Florida
2-17	H	L	5-6	South Florida
2-18	H	L	2-7	South Florida
2-23	H	W	7-3	Maine
2-24	H	W	6-5	Maine ⁽¹⁾
2-24	H	W	5-1	Maine ⁽²⁾
2-25	H	W	6-1	Maine
2-27	A	W	8-3	Tennessee
2-28	A	W ⁽¹⁰⁾	10-4	Tennessee
3-1	H	W	11-3	Coastal Carolina
3-2	H	W	8-7	Coastal Carolina
3-3	H	W	13-4	Coastal Carolina
3-5	H	W	4-2	Western Carolina
3-8	H	W	8-4	Virginia Tech
3-9	H	W	6-2	Virginia Tech
3-10	H	W	4-0	Virginia Tech
3-12	H	W	18-2	Siena
3-13	H	W	9-3	Siena
3-16	A	L ⁽⁷⁾	4-7	* Duke ⁽¹⁾
3-16	A	L ⁽⁷⁾	0-2	* Duke ⁽²⁾
3-17	A	W	7-2	* Duke
3-20	H	W	11-3	Ohio
3-21	H	L	3-9	Ohio
3-22	H	W	4-0	* Maryland
3-23	H	W	7-0	* Maryland
3-24	H	W	16-6	* Maryland
3-28	A	W	13-3	Western Carolina
3-29	A	W	8-1	* Virginia
3-30	A	L	2-3	* Virginia
3-31	A	W	9-3	* Virginia
4-2	H	W	5-4	Georgia
4-3	A	W	4-2	South Carolina
4-5	H	W	9-1	* Wake Forest
4-6	H	W	6-0	* Wake Forest
4-7	H	L	7-8	* Wake Forest
4-9	H	W	10-4	Western Carolina
4-10	H	W	11-0	South Carolina
4-12	A	W	11-1	* North Carolina
4-13	A	W	7-5	* North Carolina
4-14	A	W	7-2	* North Carolina
4-16	A	L	2-6	Georgia
4-17	H	W	8-0	South Carolina
4-21	H	L ⁽¹⁰⁾	6-8	Georgia Southern ⁽¹⁾
4-21	H	L ⁽¹⁸⁾	7-9	Georgia Southern ⁽²⁾
4-23	A	W	7-5	South Carolina
4-24	H	W	12-5	Charleston Southern
4-25	H	L	6-18	* NC State
4-26	H	W	14-0	* NC State
4-27	H	L ⁽¹⁰⁾	1-4	* NC State

5-4	H	W	3-0	* Florida State
5-5	H	W	2-1	* Florida State
5-6	H	W	2-0	* Florida State
5-8	H	W	13-4	Furman
5-10	A	L ⁽¹⁰⁾	9-8	* Georgia Tech
5-11	A	L	0-4	* Georgia Tech
5-12	A	W	9-2	* Georgia Tech
5-16	N1	W	6-1	+ Duke
5-16	N1	W	6-1	+ Georgia Tech
5-17	N2	L	2-4	+ Virginia
5-18	N2	L	1-2	+ Florida State
5-23	H	W	9-1	\$ Charleston Southern
5-24	H	W	5-1	\$ Old Dominion
5-25	H	W	6-3	\$ West Virginia
5-26	H	W	12-5	\$ Tennessee
5-31	N3	L	3-7	! Miami (Fla.)
6-2	N3	W ⁽¹⁰⁾	8-5	! Oklahoma State
6-4	N3	W	14-13	! Alabama
6-5	N3	L	5-14	! Miami (Fla.)

* - ACC game; + - ACC Tournament; \$ - NCAA East Regional; ! - College World Series; N1 - Chapel Hill, N.C.; N2 - Durham, N.C.; N3 - Omaha, Neb.

1997 (41-23 OVERALL; 13-10 ACC, 4th)

Ranked No. 24 by USA Today

Head Coach - Jack Leggett (4th Season)

Date	Site	W-L	Score	Opponent
2-15	H	W	6-2	Morehead State ⁽¹⁾
2-15	H	W	9-1	Morehead State ⁽²⁾
2-16	H	W	1-0	Morehead State
2-18	H	W	7-2	Charleston Southern
2-22	H	W	7-6	Kentucky ⁽¹⁾
2-22	H	W	4-3	Kentucky ⁽²⁾
2-23	H	W	10-3	Kentucky
2-27	N1	W	8-7	% Cal State Northridge
2-28	N1	W	12-7	% Northwestern
2-28	A	L	3-4	% Nevada-Las Vegas
3-1	N1	W	10-2	% Northwestern
3-2	N1	L	5-18	% Cal State Northridge
3-4	H	W	12-5	James Madison
3-5	H	W	11-3	James Madison
3-7	H	W	17-2	Coastal Carolina
3-8	H	W	22-11	Coastal Carolina
3-9	H	W	13-3	Coastal Carolina
3-12	H	W	17-4	Appalachian State
3-14	H	W	3-2	* Virginia
3-15	H	W	6-1	* Virginia
3-16	H	W	7-3	* Virginia
3-19	A	L	3-7	Tennessee
3-21	A	L	1-13	* Maryland
3-22	A	W	17-10	* Maryland
3-23	A	L ⁽¹⁰⁾	6-7	* Maryland
3-25	A	L	4-9	Western Carolina
3-26	H	W	14-9	Western Carolina
3-28	A	L	2-11	* Wake Forest
3-29	A	W	10-9	* Wake Forest
3-30	A	W	18-7	* Wake Forest
4-1	A	L	2-3	Georgia
4-2	H	L	3-11	South Carolina
4-4	A	W	10-7	* Florida State
4-5	A	L	5-20	* Florida State
4-6	A	L ⁽¹²⁾	10-11	* Florida State
4-8	H	W	10-7	Furman
4-9	A	W	15-1	South Carolina
4-11	H	W	11-1	* Duke
4-12	H	L ⁽¹⁰⁾	3-4	* Duke
4-13	H	W	14-2	* Duke
4-15	H	W	13-5	Tennessee
4-16	H	W	12-9	South Carolina
4-18	A	L	9-16	* NC State
4-19	A	L	4-17	* NC State
4-20	A	L	7-9	* NC State
4-23	A	L	16-38	South Carolina
4-25	H	W	7-4	* Georgia Tech
4-26	H	L	4-19	* Georgia Tech
5-2	A	W	11-4	Davidson
5-4	H	W	17-2	* North Carolina
5-5	H	W	11-10	* North Carolina
5-6	H	W	5-4	* North Carolina
5-7	H	W	9-8	Charleston Southern
5-9	H	L	11-12	California
5-10	H	W	15-3	California
5-11	H	L	10-12	California
5-14	N2	W	8-6	+ Wake Forest
5-15	N2	W	7-4	+ Georgia Tech
5-16	N2	L	4-8	+ Florida State
5-17	N2	W ⁽¹⁰⁾	11-6	+ NC State
5-17	N2	L	0-10	+ Florida State

5-22	N3	W	13-9	\$ Nevada
5-23	N3	L	6-10	\$ Rice
5-24	N3	L	7-12	\$ Texas State

* - ACC game; % - UNLV Desert Classic; + - ACC Tournament; \$ - NCAA Central Regional; N1 - Las Vegas, Nev.; N2 - St. Petersburg, Fla.; N3 - Lubbock, Texas

1998 (43-16 OVERALL; 14-9 ACC, T-2nd)

Ranked No. 19 by USA Today

Head Coach - Jack Leggett (5th Season)

Date	Site	W-L	Score	Opponent
2-6	N1	W	4-2	% South Florida
2-7	N1	W	7-6	% Central Florida
2-8	N1	W	9-4	% Auburn
2-13	H	L	1-6	East Carolina
2-14	H	W	16-4	East Carolina
2-15	H	W	8-2	East Carolina
2-20	H	W	5-4	Old Dominion
2-21	H	W	11-10	Old Dominion
2-22	H	W	12-7	Old Dominion
2-26	H	W	11-7	Charlotte
2-27	H	W	13-0	North Carolina-Wilmington
2-28	H	W	19-6	North Carolina-Wilmington
3-1	H	W	6-3	North Carolina-Wilmington
3-3	H	W	6-5	Florida Atlantic
3-4	H	L	5-6	Florida Atlantic
3-6	H	W	22-4	Stetson
3-8	H	W	10-5	Stetson ⁽¹⁾
3-8	H	W ⁽⁸⁾	9-4	Stetson ⁽²⁾
3-10	H	W	17-3	Coastal Carolina
3-13	H	W	12-2	Maine
3-14	H	W	18-2	Maine ⁽¹⁾
3-14	H	W	19-11	Maine ⁽²⁾
3-17	H	W	5-1	Western Carolina
3-19	A	L	7-10	Western Carolina
3-20	H	W	5-3	* Maryland
3-21	H	W	19-6	* Maryland
3-22	H	W	15-6	* Maryland
3-25	H	W	5-0	The Citadel
3-27	H	W	10-2	* Wake Forest
3-28	H	W	6-5	* Wake Forest
3-29	H	L	2-8	* Wake Forest
3-31	H	W ⁽¹⁰⁾	5-4	Georgia
4-1	A	W	6-4	South Carolina
4-3	A	W	9-7	* Virginia
4-4	A	L	6-7	* Virginia
4-5	A	W	15-6	* Virginia
4-7	H	W	18-0	Furman
4-8	H	W	13-3	Charleston Southern
4-11	A	W	8-2	* Duke ⁽¹⁾
4-11	A	L	6-7	* Duke ⁽²⁾
4-12	A	L	2-6	* Duke
4-15	H	W	14-6	North Carolina-Asheville
4-17	H	W ⁽¹²⁾	11-10	* NC State
4-18	H	W	17-6	* NC State
4-22	A	W	9-2	Georgia
4-24	H	W	2-1	* Florida State
4-25	H	W	5-4	* Florida State
4-26	H	L	2-7	* Florida State
5-3	A	L	6-7	* Georgia Tech
5-4	A	L	7-9	* Georgia Tech
5-5	A	L	5-14	* Georgia Tech
5-9	A	L	9-12	* North Carolina ⁽¹⁾
5-9	A	W	8-1	* North Carolina ⁽²⁾
5-10	A	W	7-6	* North Carolina
5-13	N2	L	1-4	+ North Carolina
5-14	N2	L	6-10	+ Georgia Tech
5-21	H	W	12-3	\$ The Citadel
5-22	H	L ⁽¹⁶⁾	1-2	\$ South Alabama
5-23	H	L	5-8	\$ Southern California

* - ACC game; % - Olive Garden Classic; + - ACC Tournament; \$ - NCAA East Regional; N1 - Kissimmee, Fla.; N2 - Durham, N.C.

1999 (42-27 OVERALL; 13-10 ACC, 3rd)

Ranked No. 13 by Collegiate Baseball

Head Coach - Jack Leggett (6th Season)

Date	Site	W-L	Score	Opponent
2-12	H	W	10-7	Kansas State
2-13	H	W	10-4	Kansas State
2-14	H	W	11-3	Kansas State
2-25	N1	W	13-12	% Washington
2-26	N1	L	3-4	% Creighton
2-26	A	L ⁽¹⁰⁾	11-12	% Nevada-Las Vegas
2-27	N1	L	5-7	% Nevada
2-28	N1	W	13-10	% Creighton
3-3	H	L	15-18	The Citadel
3-5	H	L	9-10	Liberty

3-6	H	L	8-11	Liberty ⁽¹⁾
3-6	H	W	11-6	Liberty ⁽²⁾
3-10	H	W	14-6	Coastal Carolina
3-12	H	W	14-4	George Mason
3-13	H	W	13-2	George Mason ⁽¹⁾
3-13	H	W	21-0	George Mason ⁽²⁾
3-16	A	L	4-5	East Carolina
3-17	A	L	2-14	East Carolina
3-19	A	W	8-6	* Maryland
3-20	A	W	9-2	* Maryland
3-23	H	W	17-5	Georgia
3-24	H	W	12-4	Wofford
3-26	A	L	1-5	* Wake Forest
3-27	A	L	6-11	* Wake Forest
3-28	A	L	2-10	* Wake Forest
3-30	A	W	7-6	Georgia
4-1	H	W	18-1	East Tennessee State
4-2	N2	L	3-5	Miami (Fla.)
4-3	N2	W	7-5	Miami (Fla.)
4-4	N2	L	11-14	Miami (Fla.)
4-6	A	L ⁽¹⁰⁾	8-9	Western Carolina
4-7	H	W	16-11	Western Carolina
4-9	A	L	0-8	* Florida State
4-10	A	W	8-4	* Florida State
4-11	A	L	3-5	* Florida State
4-13	H	W	12-9	Furman
4-14	A	W	8-7	South Carolina
4-16	H	W	18-1	* Duke
4-17	H	L ⁽¹⁰⁾	3-5	* Duke
4-18	H	W	7-5	* Duke
4-21	H	W	5-4	South Carolina
4-23	H	W	24-4	* Georgia Tech
4-24	H	W	13-8	* Georgia Tech
4-25	H	W	6-5	* Georgia Tech

ALL-TIME RESULTS

3-17	H	W	8-6	* Maryland
3-18	H	W	9-3	* Maryland ⁽¹⁾
3-18	H	W	11-2	* Maryland ⁽²⁾
3-22	H	W	14-2	Charlotte
3-24	H	W	9-3	The Citadel
3-25	H	W	7-5	The Citadel
3-26	H	W	6-3	The Citadel
3-29	A	L	6-10	Georgia
3-31	A	L	0-6	* North Carolina
4-1	A	W	10-2	* North Carolina
4-2	A	L	2-5	* North Carolina
4-4	H	W	11-7	Western Carolina
4-5	H	W	3-2	Furman
4-7	H	L	1-5	* NC State
4-8	H	W	9-0	* NC State
4-9	H	W	8-4	* NC State
4-11	H	W	9-7	Georgia
4-12	H	L	3-6	South Carolina
4-15	H	W ⁽¹⁵⁾	6-5	* Wake Forest ⁽¹⁾
4-15	H	W	5-4	* Wake Forest ⁽²⁾
4-16	H	L	4-6	* Wake Forest
4-18	H	W	17-5	Elon
4-19	A	L ⁽¹²⁾	8-9	South Carolina
4-21	A	W	8-5	* Duke
4-22	A	W	8-5	* Duke
4-23	A	W	12-8	* Duke
4-26	N2	W	13-4	Western Carolina
4-28	A	L	4-7	* Georgia Tech
4-29	A	L	7-9	* Georgia Tech
4-30	A	W	13-12	* Georgia Tech
5-6	H	W	8-7	* Florida State
5-7	H	W	5-4	* Florida State
5-8	H	W	7-4	* Florida State
5-11	A	L	4-6	Liberty
5-13	A	W	9-7	* Virginia ⁽¹⁾
5-13	A	L	0-11	* Virginia ⁽²⁾
5-14	A	W	20-9	* Virginia
5-17	N3	W	9-5	+ Virginia
5-18	N3	W	8-4	+ Florida State
5-19	N3	L	8-9	+ Georgia Tech
5-20	N3	W	12-5	+ Virginia
5-20	N3	L	4-8	+ Georgia Tech
5-26	H	W	4-0	\$ Middle Tennessee
5-27	H	W	9-3	\$ Illinois
5-28	H	W	21-3	\$ Middle Tennessee
6-2	H	W	11-4	† Mississippi State
6-3	H	W	9-4	† Mississippi State
6-9	N4	W	10-6	! San Jose State
6-11	N4	L	4-10	! Stanford
6-14	N4	L	4-5	! Louisiana

* - ACC game; % - ACC Disney Blast; + - ACC Tournament; \$ - NCAA Regional; † - NCAA Super Regional; ! - College World Series; N1 - Lake Buena Vista, Fla.; N2 - Asheville, N.C.; N3 - Fort Mill, S.C.; N4 - Omaha, Neb.

2001 (41-22 OVERALL; 17-7 ACC, 2nd)
Ranked No. 13 by Collegiate Baseball
Head Coach - Jack Leggett (8th Season)

Date	Site	W-L	Score	Opponent
2-16	H	L	5-10	Richmond
2-17	H	W	14-4	Richmond
2-18	H	W	7-3	Richmond
2-22	A	W	10-6	% Nevada-Las Vegas
2-23	N1	W	9-5	% Oregon State
2-23	A	L	6-14	% Nevada-Las Vegas
2-24	N1	L	9-10	% Oregon State
2-25	N1	W ⁽⁷⁾	13-2	% Oregon State
2-28	H	W	7-4	Furman
3-3	H	L	8-21	South Carolina
3-4	A	W	7-4	South Carolina
3-7	H	W	5-3	College of Charleston
3-10	H	W	5-2	Ohio
3-11	H	W	17-4	Ohio
3-13	H	L ⁽¹⁰⁾	9-12	Georgia Southern
3-14	H	W	9-3	Georgia Southern
3-16	A	W	8-6	* Maryland
3-17	A	W	9-6	* Maryland
3-18	A	W	7-0	* Maryland
3-20	A	W	11-1	Old Dominion
3-21	A	L	8-10	Old Dominion
3-23	A	W ⁽¹²⁾	4-1	* Wake Forest
3-24	A	L	3-12	* Wake Forest
3-25	A	W	9-1	* Wake Forest
3-27	H	W	6-0	Wofford
3-28	A	L	4-8	Georgia
3-30	H	W	24-3	New York Tech
3-31	H	W	13-0	New York Tech ⁽¹⁾
3-31	H	W	14-0	New York Tech ⁽²⁾

4-4	H	L	4-8	Winthrop
4-6	A	L	4-7	* Florida State
4-7	A	L	6-7	* Florida State
4-8	A	L	1-6	* Florida State
4-10	H	L	5-10	Coastal Carolina
4-11	H	W ⁽¹¹⁾	8-7	Coastal Carolina
4-13	H	W	10-2	* Duke
4-14	H	W	10-1	* Duke
4-15	H	W	6-4	* Duke
4-17	H	W	10-4	Georgia
4-18	A	L	3-9	South Carolina
4-20	H	W	3-0	* Georgia Tech
4-21	H	W	5-1	* Georgia Tech
4-22	H	L	3-5	* Georgia Tech
4-24	H	W	8-2	Western Carolina
4-25	H	L	1-2	South Carolina
4-27	H	W	6-3	* North Carolina
4-28	H	W ⁽¹⁰⁾	10-9	* North Carolina
4-29	H	L	0-4	* North Carolina
5-5	A	W	7-6	* NC State ⁽¹⁾
5-5	A	L	3-4	* NC State ⁽²⁾
5-6	A	W	10-2	* NC State
5-9	A	W ⁽¹¹⁾	9-6	Furman
5-12	H	W	8-1	* Virginia ⁽¹⁾
5-12	H	W	17-1	* Virginia ⁽²⁾
5-13	H	W	5-4	* Virginia
5-16	N2	L	3-7	+ Virginia
5-17	N2	W	7-6	+ North Carolina
5-18	N2	L	4-5	+ Florida State
5-25	H	W	4-1	\$ William & Mary
5-26	H	W	24-4	\$ Seton Hall
5-27	H	W	8-2	\$ Seton Hall
6-1	A	L	8-10	† Miami (Fla.)
6-2	A	L	6-14	† Miami (Fla.)

* - ACC game; % - UNLV/Coors Desert Classic; + - ACC Tournament; \$ - NCAA Regional; † - NCAA Super Regional; N1 - Las Vegas, Nev.; N2 - Fort Mill, S.C.

2002 (54-17 OVERALL; 16-8 ACC, 4th)
College World Series Participant
Ranked No. 3 by Baseball America
Ranked No. 3 by Collegiate Baseball
Ranked No. 3 by USA Today
Head Coach - Jack Leggett (9th Season)

Date	Site	W-L	Score	Opponent
2-22	H	W	7-4	Auburn
2-23	H	W	8-5	Auburn
2-24	H	W	6-5	Auburn
3-1	A	W	14-6	College of Charleston
3-2	A	W	9-7	South Carolina
3-3	H	W ⁽¹⁰⁾	11-10	South Carolina
3-6	H	W	12-1	College of Charleston
3-8	H	W	5-3	Purdue
3-9	H	W	9-6	Purdue
3-10	H	W	4-2	Purdue
3-12	H	W	20-8	Georgia Southern
3-13	H	W	9-2	Georgia Southern
3-15	H	W	13-1	South Alabama
3-16	H	L	4-6	South Alabama
3-17	H	W	11-3	South Alabama
3-19	H	W	23-5	North Carolina-Asheville
3-21	H	W	8-0	Maine
3-22	H	W	13-0	Maine
3-23	H	W	8-3	Maine
3-26	H	W	19-1	Coastal Carolina
3-27	H	W	6-2	Coastal Carolina
3-29	H	W	13-6	* Maryland
3-30	H	W	16-7	* Maryland
3-31	H	W	7-2	* Maryland
4-2	H	W	7-1	East Tennessee State
4-3	H	W	6-4	Winthrop
4-5	H	W	6-4	* NC State
4-6	H	L	0-3	* NC State
4-7	H	W	10-2	* NC State
4-9	A	L	4-5	Georgia
4-10	H	W	6-5	Georgia
4-12	A	W ⁽¹⁰⁾	11-7	* North Carolina
4-13	A	W	4-2	* North Carolina
4-14	A	L	5-12	* North Carolina
4-16	H	W	13-9	Western Carolina
4-17	H	L	6-8	South Carolina
4-19	A	W	5-3	* Duke
4-20	A	W	4-1	* Duke
4-21	A	W	2-1	* Duke
4-23	H	W	18-7	Furman
4-24	A	W	4-1	South Carolina
4-26	H	L	2-4	* Wake Forest
4-27	H	W	5-3	* Wake Forest

4-28	H	W	4-0	* Wake Forest
5-4	A	W	12-9	* Georgia Tech
5-5	A	L	6-15	* Georgia Tech
5-6	A	L	0-11	* Georgia Tech
5-8	H	W	9-2	Wofford
5-9	H	L	6-8	Elon
5-11	A	W	15-4	* Virginia
5-12	A	W	15-2	* Virginia
5-13	A	W	5-3	* Virginia
5-15	A	W	12-4	Western Carolina
5-17	H	L	3-9	* Florida State
5-18	H	L	3-12	* Florida State
5-19	H	L	3-9	* Florida State
5-22	N1	W	10-0	+ Georgia Tech
5-23	N1	L	4-9	+ Florida State
5-24	N1	W	5-3	+ NC State
5-25	N1	W	8-6	+ Wake Forest
5-25	N1	L	1-4	+ Florida State
5-31	H	W	15-1	\$ Georgia Southern
6-1	H	W	4-2	\$ East Carolina
6-2	H	W	21-1	\$ East Carolina
6-7	H	L	6-9	† Arkansas
6-8	H	W	8-7	† Arkansas
6-9	H	W	7-4	† Arkansas
6-14	N2	W	11-10	! Nebraska
6-16	N2	W	9-7	! Georgia Tech
6-19	N2	L	4-12	! South Carolina
6-21	N2	L	2-10	! South Carolina

* - ACC game; + - ACC Tournament; \$ - NCAA Regional; † - NCAA Super Regional; ! - College World Series; N1 - St. Petersburg, Fla.; N2 - Omaha, Neb.

2003 (39-22 OVERALL; 15-9 ACC, T-3rd)
Head Coach - Jack Leggett (10th Season)

Date	Site	W-L	Score	Opponent
2-22	A	L	1-8	Auburn ⁽¹⁾
2-22	A	W	11-8	Auburn ⁽²⁾
2-23	A	L	3-7	Auburn
2-26	H	W ⁽⁸⁾	5-0	Charleston Southern
3-1	H	W	8-0	South Carolina
3-2	A	L	4-6	South Carolina
3-4	H	W	5-4	Winthrop
3-5	H	W	6-2	College of Charleston
3-6	H	W	6-2	^ Chukyo
3-7	H	W	2-0	Old Dominion
3-8	H	W	5-1	Old Dominion
3-9	H	W	18-2	Old Dominion
3-11	H	W	7-5	Tennessee Tech
3-12	H	W	8-0	Tennessee Tech
3-16	N1	W	11-1	Georgia Southern
3-17	N1	W	8-0	Georgia Southern
3-18	A	W	7-6	College of Charleston
3-20	H	W	8-6	Maine
3-21	H	W	7-6	Maine
3-22	H	W	11-7	Maine
3-24	H	W	21-7	Wofford
3-25	A	L	5-9	Western Carolina
3-26	H	W	7-3	Georgia
3-28	A2	L ⁽¹¹⁾	2-3	* NC State
3-29	A2	L	2-12	* NC State ⁽¹⁾
3-29	A2	W	12-10	* NC State ⁽²⁾
4-1	H	W	5-3	Western Carolina
4-2	A	W	4-2	South Carolina
4-4	H	W	9-4	* Virginia
4-5	H	L	1-4	* Virginia
4-6	H	W	9-2	* Virginia
4-9	H	W	4-2	South Carolina
4-11	A	W	8-4	* Florida State
4-12	A	L	2-7	* Florida State
4-13	A	L	1-8	* Florida State
4-15	H	L	1-5	Coastal Carolina
4-16	H	W	7-3	Coastal Carolina
4-19	A	L	6-9	* Maryland ⁽¹⁾
4-19	A	L	4-8	* Maryland ⁽²⁾
4-20	A	W	20-5	* Maryland
4-22	A	L	3-9	Georgia
4-23	H	W ⁽¹²⁾	6-3	East Tennessee State
4-25	H	W ⁽¹⁰⁾	9-7	* Georgia Tech
4-26	H	W	10-5	* Georgia Tech
4-27	H	W	11-3	* Georgia Tech
5-4	H	W	7-6	* Duke
5-5	H	L	6-7	* Duke
5-6	H	W	13-2	* Duke
5-7	H	L	2-11	Elon
5-8	A	L	8-10	Furman
5-10	H	L	4-9	* North Carolina
5-11	H	W ⁽¹⁰⁾	5-4	* North Carolina
5-12	H	W	5-2	* North Carolina

5-13	H	L	9-12	Furman
5-15	A	W	6-2	* Wake Forest
5-16	A	W	14-3	* Wake Forest
5-17	A	W	4-3	* Wake Forest
5-22	N3	L	2-10	+ North Carolina
5-23	N3	L	4-7	+ Duke
5-30	N4	L	8-10	\$ Ohio State
5-31	N4	W ⁽¹⁰⁾	7-6	\$ Princeton
5-31	A	L	0-15	\$ Auburn

* - ACC game; ^ - exhibition game (not counted in record); + - ACC Tournament; \$ - NCAA Regional; N1 - Charleston, S.C.; A2 - Kinston, N.C.; N3 - Salem, Va.; N4 - Auburn, Ala.

2004 (39-26 OVERALL; 14-10 ACC, T-4th)
Head Coach - Jack Leggett (11th Season)

Date	Site	W-L	Score	Opponent
2-24	H	L	4-5	Charlotte
2-28	N1	W	4-0	% Georgia Southern
2-28	A	L ⁽¹¹⁾	2-3	% East Carolina
2-29	N1	W	9-0	% Georgia Southern
2-29	A	L	4-6	% East Carolina
3-3	H	W	8-5	Gardner-Webb
3-5	A	W	15-4	College of Charleston
3-6	A	L	2-5	South Carolina
3-7	H	L ⁽¹⁰⁾	7-8	South Carolina
3-10	A	W	6-0	Wofford
3-12	H	W	14-9	Auburn
3-13	H	L	4-5	Auburn
3-14	H	L	6-9	Auburn
3-16	H	W	9-4	Coastal Carolina
3-19	A	W	7-3	Texas Tech
3-20	A	L	10-13	Texas Tech
3-21	A	L	3-5	Texas Tech
3-23	H	W	10-6	Elon
3-24	H	L	1-7	Elon
3-26	H	W	13-6	* Wake Forest
3-27	H	W	7-4	* Wake Forest
3-28	H	W	6-5	* Wake Forest
3-30	A	W	6-2	Georgia
3-31	H	W	19-4	Georgia
4-2	H	W	3-2	* Maryland
4-3	H	W	9-2	* Maryland
4-4	H	W	8-2	* Maryland
4-7	H	W	9-4	South Carolina
4-9	A	L	1-5	* Virginia
4-10	A	L	3-4	* Virginia ⁽¹⁾
4-10	A	L	1-3	* Virginia ⁽²⁾
4-13	H	W	9-5	Winthrop
4-14	A	W	13-5	South Carolina
4-16	A	W	2-1	* North Carolina
4-17	A	L	0-4	* North Carolina
4-18	A	W ⁽¹⁰⁾	4-2	* North Carolina

ALL-TIME RESULTS

2005 (43-23 OVERALL; 21-9 ACC, 2nd)

Ranked No. 13 by Collegiate Baseball
Head Coach - Jack Leggett (12th Season)

Date	Site	W-L	Score	Opponent
2-18	N1	W	7-2	% West Virginia
2-19	A1	L	2-3	% Coastal Carolina
2-20	N1	L	0-10	% East Carolina
2-25	H	W	3-2	California-Irvine
2-26	H	W	5-4	California-Irvine
2-27	H	W	10-2	California-Irvine
3-4	A	L	5-6	Auburn
3-5	A	L	4-8	Auburn
3-6	A	W	14-3	Auburn
3-9	H	L	2-8	Winthrop
3-12	H	L	3-6	South Carolina
3-13	A	L	5-6	South Carolina
3-16	H	W	11-1	Furman
3-18	H	L	1-2	* North Carolina
3-19	H	W	9-1	* North Carolina
3-20	H	W	7-3	* North Carolina
3-22	A	W	1-0	Old Dominion
3-23	A	L	2-3	Old Dominion
3-25	A	W	14-3	* Maryland
3-26	A	W	6-4	* Maryland ⁽¹⁾
3-26	A	W	12-0	* Maryland ⁽²⁾
3-29	H	W	14-5	Coastal Carolina
3-30	H	W	8-1	Coastal Carolina
4-2	A	L	1-3	* Florida State
4-3	A	L	4-5	* Florida State ⁽¹⁾
4-3	A	W	7-3	* Florida State ⁽²⁾
4-5	A	L	10-11	Georgia
4-6	H	L	1-4	Georgia
4-8	H	W	9-3	* Duke
4-9	H	W	11-6	* Duke
4-10	H	W	16-6	* Duke
4-12	A	W	7-4	Western Carolina
4-13	H	W	12-2	South Carolina
4-15	H	W	13-4	* Virginia
4-16	H	W	3-2	* Virginia
4-17	H	L	2-9	* Virginia
4-19	H	W	10-1	Western Carolina
4-20	A	W	7-5	South Carolina
4-22	A	L	3-8	* NC State
4-23	A	W	16-9	* NC State
4-24	A	L	8-9	* NC State
4-26	H	W	9-6	Elon
4-27	H	W	7-1	Wofford
4-29	H	L	14-18	* Georgia Tech
4-30	H	W	6-5	* Georgia Tech
5-1	H	L	4-6	* Georgia Tech
5-8	A	L	7-11	* Virginia Tech
5-9	A	W	7-0	* Virginia Tech
5-10	A	W	6-2	* Virginia Tech
5-13	A	W	4-1	* Wake Forest
5-14	A	W	17-14	* Wake Forest
5-15	A	W	6-5	* Wake Forest
5-17	H	W	8-5	College of Charleston
5-19	H	W	15-5	* Miami (Fla.)
5-20	H	W	9-2	* Miami (Fla.)
5-21	H	W	6-2	* Miami (Fla.)
5-25	N2	L	1-8	+ Virginia
5-26	N2	W	9-1	+ Miami (Fla.)
5-27	N2	W	5-4	+ NC State
5-28	N2	L	4-5	+ Virginia
6-3	H	W	12-2	\$ North Carolina A&T
6-4	H	W	6-0	\$ College of Charleston
6-5	H	W	8-3	\$ Oral Roberts
6-11	A	W	4-2	† Baylor
6-12	A	L	1-7	† Baylor
6-13	A	L	1-6	† Baylor

* - ACC game; % - Baseball at The Beach; + - ACC Tournament; \$ - NCAA Regional; † - NCAA Super Regional; N1, A1 - Myrtle Beach, S.C.; N2 - Jacksonville, Fla.

2006 (53-16 OVERALL; 24-6 ACC, 1st (ATLANTIC))

ACC Champion
College World Series Participant
Ranked No. 5 by Baseball America
Ranked No. 5 by Collegiate Baseball
Ranked No. 5 by USA Today
Head Coach - Jack Leggett (13th Season)

Date	Site	W-L	Score	Opponent
2-17	H	W	8-1	James Madison ⁽¹⁾
2-17	H	W	3-0	James Madison ⁽²⁾
2-19	H	W	6-1	James Madison
2-24	H	W	5-1	Mercer
2-26	H	L	2-3	Mercer ⁽¹⁾
2-26	H	W	9-4	Mercer ⁽²⁾

2007 (41-23 OVERALL; 18-12 ACC, 2nd (ATLANTIC))

Ranked No. 12 by Collegiate Baseball
Head Coach - Jack Leggett (14th Season)

Date	Site	W-L	Score	Opponent
2-16	H	W	14-0	George Mason
2-17	H	L	1-5	George Mason
2-18	H	W	5-4	George Mason
2-21	H	W	11-3	High Point
2-23	H	W	8-3	Pacific
2-24	H	W	4-3	Pacific ⁽¹⁾
2-24	H	W	5-4	Pacific ⁽²⁾
2-28	H	W	6-4	Winthrop
3-3	H	L	0-12	South Carolina
3-4	A	L	2-3	South Carolina
3-7	H	W	4-0	Coastal Carolina
3-9	H	L	4-6	Memphis
3-10	H	W	8-2	Memphis
3-11	H	W	7-2	Memphis
3-14	H	W	3-0	Georgia Southern
3-16	H	W	6-4	* Duke
3-17	H	W	7-2	* Duke
3-3	A	W	6-0	College of Charleston
3-4	A	L	2-6	South Carolina
3-5	H	W	6-4	South Carolina
3-8	H	W	10-5	William & Mary
3-10	H	W	7-2	Kansas
3-11	H	L	5-6	Kansas
3-12	H	W	4-3	Kansas
3-15	H	W	10-5	Gardner-Webb
3-17	A	L	1-2	* Virginia
3-18	A	L	2-10	* Virginia
3-19	A	L	4-7	* Virginia
3-21	H	W	5-3	Elon
3-22	H	W	7-4	Elon
3-24	H	W	9-5	* NC State
3-25	H	W	4-2	* NC State
3-26	H	W	6-2	* NC State
3-28	A	L	11-12	Georgia
3-29	H	W	10-7	Georgia
3-31	A	W	8-6	* Miami (Fla.)
4-1	A	W	6-2	* Miami (Fla.)
4-2	A	W	14-1	* Miami (Fla.)
4-4	H	L	6-8	Western Carolina
4-5	A	W	3-2	South Carolina
4-7	H	W	3-1	* Maryland
4-8	H	W	3-2	* Maryland
4-9	H	W	15-7	* Maryland
4-11	A	W	8-3	Western Carolina
4-12	H	W	10-5	South Carolina
4-14	A	W	7-6	* Georgia Tech
4-15	A	L	3-12	* Georgia Tech
4-16	A	L	4-22	* Georgia Tech
4-18	H	L	3-6	Winthrop
4-19	H	L	4-5	Furman
4-21	A	W	6-3	* Boston College
4-22	A	L	2-3	* Boston College ⁽¹⁾
4-22	A	W	4-1	* Boston College ⁽²⁾
4-26	H	W	10-1	Wofford
4-28	H	W	11-2	* Virginia Tech
4-29	H	W	11-4	* Virginia Tech
4-30	H	W	7-3	* Virginia Tech
5-8	A	W	7-4	* Duke ⁽¹⁾
5-8	A	W	14-0	* Duke ⁽²⁾
5-9	A	W	8-2	* Duke
5-12	H	W	9-1	* Florida State
5-13	H	W	4-3	* Florida State
5-14	H	W	11-2	* Florida State
5-16	H	W	1-0	College of Charleston
5-18	H	W	26-1	* Wake Forest
5-19	H	W	6-0	* Wake Forest
5-20	H	W	7-3	* Wake Forest
5-24	N1	W	13-1	+ Wake Forest
5-25	N1	W	3-2	+ Georgia Tech
5-27	N1	L	7-8	+ Georgia Tech ⁽¹⁾
5-27	N1	W	16-11	+ Georgia Tech ⁽²⁾
5-28	N1	W	8-4	+ NC State
6-2	H	W	3-0	\$ North Carolina-Asheville
6-3	H	W	13-3	\$ Elon
6-4	H	W	8-6	\$ Mississippi State
6-9	H	W	11-8	† Oral Roberts
6-10	H	W	6-5	† Oral Roberts
6-16	N2	W	8-4	! Georgia Tech
6-18	N2	L	0-2	! North Carolina
6-20	N2	L	6-7	! Cal State Fullerton

* - ACC game; + - ACC Tournament; \$ - NCAA Regional; † - NCAA Super Regional; ! - College World Series; N1 - Jacksonville, Fla.; N2 - Omaha, Neb.

2008 (31-27-1 OVERALL; 11-18-1 ACC, 4th (ATLANTIC))

Head Coach - Jack Leggett (15th Season)

Date	Site	W-L	Score	Opponent
2-23	H	W	12-5	Mercer ⁽¹⁾
2-23	H	W	6-5	Mercer ⁽²⁾
2-24	H	W	10-3	Mercer
2-27	H	W	12-3	High Point
2-29	A	W	7-6	College of Charleston
3-1	A	L	1-10	South Carolina
3-2	H	L	1-5	South Carolina
3-5	H	W	9-7	Wofford
3-8	A	L	11-13	* Wake Forest
3-9	A	L	3-5	* Wake Forest ⁽¹⁾
3-9	A	W	12-11	* Wake Forest ⁽²⁾
3-11	H	W	11-10	North Carolina-Greensboro
3-12	H	W	6-5	North Carolina-Greensboro
3-14	H	L	4-6	* Boston College
3-15	H	L	6-7	* Boston College
3-16	H	W	16-2	* Boston College
3-18	H	W	9-6	Coastal Carolina
3-20	H	W	14-2	Furman
3-21	H	L	4-5	* NC State
3-22	H	W	3-2	* NC State
3-23	H	W	2-0	* NC State
3-25	H	W	5-4	Elon
3-26	H	W	2-1	Elon
3-28	A	W	2-1	* Maryland
3-29	A	L	3-5	* Maryland
3-30	A	W	6-2	* Maryland
4-1	A	L	3-11	Georgia
4-2	H	L	4-6	Georgia
4-4	A	L	4-6	* Miami (Fla.)
4-5	A	L	5-15	* Miami (Fla.)
4-6	A	L	6-7	* Miami (Fla.)
4-9	A	L	1-7	South Carolina
4-11	H	L	2-8	* North Carolina
4-12	H	L	3-4	* North Carolina
3-20	A	L	3-6	Western Carolina
3-23	A	L	3-4	* Maryland
3-24	A	L	1-4	* Maryland
3-25	A	W	5-0	* Maryland
3-27	H	W	14-2	Gardner-Webb
3-28	H	W	15-6	Western Carolina
3-30	H	L	3-10	* Miami (Fla.)
3-31	H	W	4-1	* Miami (Fla.)
4-1	H	L	6-7	* Miami (Fla.)
4-3	A	W	4-2	Georgia
4-4	H	W	11-10	Georgia
4-6	A	W	6-3	* Virginia Tech
4-7	A	W	8-5	* Virginia Tech
4-8	A	W	5-2	* Virginia Tech
4-13	A	W	6-2	* Wake Forest
4-14	A	L	5-6	* Wake Forest
4-15	A	W	5-4	* Wake Forest
4-18	A	L	2-4	South Carolina
4-20	H	L	3-5	* Virginia
4-21	H	L	0-3	* Virginia
4-22	H	W	2-1	* Virginia
4-24	H	L	12-13	Elon
4-25	H	W	14-5	South Carolina
4-27	H	W	3-2	* Georgia Tech
4-28	H	W	10-3	* Georgia Tech
4-29	H	L	3-6	* Georgia Tech
5-5	H	W	4-3	* Boston College
5-6	H	L	6-8	* Boston College ⁽¹⁾
5-6	H	W	7-6	* Boston College ⁽²⁾
5-8	N1	W	12-3	Wofford
5-9	H	L	3-6	Furman
5-11	A	L	1-11	* Florida State
5-12	A	W	7-6	* Florida State
5-13	A	W	11-6	* Florida State
5-15	H	W	19-7	College of Charleston
5-17	A	L	4-11	* NC State
5-18	A	L	5-6	* NC State
5-19	A	W	6-3	* NC State
5-23	N2	W	5-4	+ Miami (Fla.)
5-25	N2	L	2-3	+ Wake Forest
5-26	N2	W	5-1	+ Florida State
6-1	N3	W	3-2	\$ St. John's
6-3	A3	W	11-8	\$ Coastal Carolina
6-4	A3	W	15-3	\$ Coastal Carolina
6-8	A	L	6-8	† Mississippi State
6-9	A	L	5-8	† Mississippi State

* - ACC game; + - ACC Tournament; \$ - NCAA Regional; † - NCAA Super Regional; N1 - Greenville, S.C. (Fluor Field); N2 - Jacksonville, Fla.; N3, A3 - Myrtle Beach, S.C.

2009 (44-22 OVERALL; 19-11 ACC, 2nd (ATLANTIC))

Ranked No. 14 by USA Today
Head Coach - Jack Leggett (16th Season)

Date	Site	W-L	Score	Opponent
2-20	H	W	8-3	Charlotte
2-21	H	W	4-0	Charlotte
2-22	H	W	6-5	Charlotte
2-25	H	W	8-2	Wofford
2-28	H	L	1-3	South Carolina
3-3	H	L	2-4	Furman
3-4	H	W	17-2	North Carolina-Asheville
3-6	A	W	5-4	* North Carolina
3-7	A	L	2-5	* North Carolina
3-8	A	L	8-9	* North Carolina
3-10	H	W	15-2	Michigan State
3-11	N1	W	6-1	Michigan State
3-13	H	W	4-1	* Wake Forest ⁽¹⁾
3-13	H	W	6-1	* Wake Forest ⁽²⁾
3-15	H	W	7-3	* Wake Forest
3-17	H	W	8-0	Presbyterian College
3-18	H	W	14-0	# South Carolina-Upstate
3-20	A	L	2-5	* Florida State
3-21	A	W	8-7	* Florida State
3-22	A	L	4-7	* Florida State
3-24	H	W	5-3	Elon ⁽¹⁾
3-24	H	W	8-7	Elon ⁽²⁾
3-27	A	L	1-13	* Boston College
3-28	A	W	7-6	* Boston College ⁽¹⁾
3-28	A	W	5-3	* Boston College ⁽²⁾
3-31	A	L	5-6	Georgia
4-1	H	L	2-4	Georgia
4-3	H	W	7-3	* Duke
4-4	H	L	7-10	* Duke
4-5	H	W	10-1	* Duke
4-7	A	L	6-7	South Carolina
4-8	H	W	7-5	South Carolina
4-11	H	L	8-12	* Miami (Fla.) ⁽¹⁾
4-11	H	W	9-1	* Miami (Fla.) ⁽²⁾
4-12	H	W	9-6	* Miami (Fla.)
4-14	A	W	11-1	Western Carolina
4-15	H	W	13-2	Western Carolina
4-17	A	L	2-5	* Virginia Tech
4-18	A	L	3-7	* Virginia Tech
4-19	A	W	8-1	* Virginia

ALL-TIME RESULTS

5-21	N2	L	5-6	+ Virginia
5-22	N2	L	4-10	+ Duke
5-23	N2	W ⁽¹¹⁾	4-3	+ North Carolina
5-29	H	W	5-4	\$ Tennessee Tech
5-30	H	L	2-3	\$ Oklahoma State
5-31	H	W	10-0	\$ Tennessee Tech
5-31	H	W	15-1	\$ Oklahoma State
6-1	H	W	6-5	\$ Oklahoma State
6-6	A	L	4-7	! Arizona State
6-7	A	L	2-8	! Arizona State

* - ACC game; # - no-hit game; + - ACC Tournament; \$ - NCAA Regional; ! - NCAA Super Regional; N1,A1 - Greenville, S.C. (Fluor Field); N2 - Durham, N.C.

2010 (45-25 OVERALL; 18-12 ACC, T-1st (ATLANTIC))

College World Series Participant Ranked No. 4 by Collegiate Baseball

Ranked No. 4 by USA Today

Head Coach - Jack Leggett (17th Season)

Date	Site	W-L	Score	Opponent
2-19	H	W	11-0	# Miami (Ohio)
2-20	N1	W	10-2	# Michigan State
2-21	H	W	8-5	# Furman
2-26	H	W	4-3	Wright State
2-27	H	W	8-6	Wright State
2-28	H	W	12-6	Wright State
3-3	H	W ⁽¹⁰⁾	6-5	Dayton
3-5	H	W	4-3	South Carolina
3-6	N1	L	5-7	South Carolina
3-7	A	W	19-6	South Carolina
3-11	H	W	13-2	Gardner-Webb
3-13	H	W	12-7	* NC State ⁽¹⁾
3-13	H	W	12-6	* NC State ⁽²⁾
3-14	H	W	7-6	* NC State
3-16	A	L	10-11	Charlotte
3-17	H	W	22-6	Georgia Southern
3-19	H	W	3-0	* Virginia Tech
3-20	H	W	5-2	* Virginia Tech ⁽¹⁾
3-20	H	W	13-8	* Virginia Tech ⁽²⁾
3-23	H	L	10-15	Elon
3-24	H	L ⁽¹⁰⁾	3-4	Elon
3-26	A	L	3-4	* Virginia
3-27	A	W	8-5	* Virginia ⁽¹⁾
3-27	A	L	1-3	* Virginia ⁽²⁾
3-31	H	L ⁽¹¹⁾	3-4	Coastal Carolina
4-2	H	W	15-2	* Boston College
4-3	H	L	5-11	* Boston College
4-4	H	W	14-9	* Boston College
4-6	A	W	15-5	Georgia
4-7	H	W	14-6	Georgia
4-9	A	L	9-10	* Duke
4-10	A	W ⁽¹¹⁾	11-5	* Duke
4-11	A	L	2-7	* Duke
4-14	H	L	5-7	Western Carolina
4-16	A	L ⁽¹⁰⁾	6-8	* Georgia Tech
4-17	A	L	3-4	* Georgia Tech
4-18	A	L	3-11	* Georgia Tech
4-21	H	W	22-4	South Carolina-Upstate
4-23	H	L	3-5	* North Carolina
4-24	H	W	10-6	* North Carolina
4-25	H	L	3-4	* North Carolina
5-1	H	L	2-4	Florida Gulf Coast
5-2	H	W	9-3	Florida Gulf Coast ⁽¹⁾
5-2	H	W	7-6	Florida Gulf Coast ⁽²⁾
5-4	H	W	14-2	Florida Gulf Coast
5-7	A	W	18-6	* Maryland
5-8	A	W	12-8	* Maryland
5-9	A	W	7-5	* Maryland
5-11	A1	W	12-1	Furman
5-14	A	L	5-9	* Wake Forest
5-15	A	W	17-5	* Wake Forest
5-16	A	L	2-11	* Wake Forest
5-18	H	W	8-2	Presbyterian College
5-20	H	W	9-8	* Florida State
5-21	H	W	8-4	* Florida State
5-22	H	W	8-3	* Florida State
5-26	N2	L	8-13	+ NC State
5-28	N2	L	8-9	+ Virginia Tech
5-29	N2	W	9-3	+ Georgia Tech
6-4	N3	W	10-1	\$ Southern Mississippi
6-5	A	W	5-2	\$ Auburn
6-6	A	L	10-11	\$ Auburn
6-7	A	W	13-7	\$ Auburn
6-12	H	L	4-5	! Alabama
6-13	H	W	19-5	! Alabama
6-14	H	W	8-6	! Alabama
6-21	N4	W	6-3	! Arizona State
6-22	N4	W	6-4	! Oklahoma

6-25	N4	L	1-5	! South Carolina
6-26	N4	L	3-4	! South Carolina

* - ACC game; # - First Pitch Invitational; + - ACC Tournament; \$ - NCAA Regional; ! - NCAA Super Regional; ! - College World Series; N1,A1 - Greenville, S.C. (Fluor Field); N2 - Greensboro, N.C.; N3 - Auburn, Ala.; N4 - Omaha, Neb.

2011 (43-20 OVERALL; 17-13 ACC, 2nd (ATLANTIC))

Ranked No. 16 by USA Today

Head Coach - Jack Leggett (18th Season)

Date	Site	W-L	Score	Opponent
2-18	H	W	14-3	Eastern Michigan
2-19	H	L	6-7	Eastern Michigan
2-20	H	W	5-1	Eastern Michigan
2-25	H	W	15-4	# Cincinnati
2-26	H	W	19-1	# Charleston Southern
2-27	N1	W	8-0	# Michigan State
3-2	H	W	5-1	Wofford
3-4	A	L	3-6	South Carolina
3-6	H	W	10-5	South Carolina
3-8	N1	L	4-5	South Carolina
3-11	H	L	0-5	* Virginia
3-12	H	L	7-8	* Virginia
3-13	H	L	6-7	* Virginia
3-16	N1	L	3-4	Presbyterian College
3-18	H	W	9-6	* Duke
3-19	H	W	16-7	* Duke
3-20	H	W	9-3	* Duke
3-22	H	W	7-2	Elon
3-23	H	W	9-2	Elon
3-25	A	L	0-6	* NC State
3-26	A	L	3-5	* NC State
3-27	A	W	7-3	* NC State
3-29	H	W	11-5	Georgia
4-1	A	L	3-13	* North Carolina
4-2	A	L	5-9	* North Carolina
4-3	A	L	4-5	* North Carolina
4-5	H	W ⁽¹⁰⁾	5-4	Coastal Carolina
4-6	H	W	12-3	Western Carolina
4-8	H	W	12-3	* Maryland
4-9	H	W	7-0	* Maryland
4-10	H	L	6-7	* Maryland
4-12	H	W	7-2	Presbyterian College
4-15	A	W	9-2	* Boston College
4-16	A	W	7-5	* Boston College ⁽¹⁾
4-16	A	W	9-2	* Boston College ⁽²⁾
4-20	A	W	5-2	Georgia
4-22	H	W	2-0	* Wake Forest
4-23	H	L	3-9	* Wake Forest
4-24	H	W	10-4	* Wake Forest
4-26	H	W	5-0	Furman
4-27	A	W ⁽⁸⁾	4-6	Western Carolina
4-29	H	W	4-2	* Georgia Tech
4-30	H	L	1-5	* Georgia Tech
5-1	H	W	3-1	* Georgia Tech
5-7	H	W	13-1	Gardner-Webb ⁽¹⁾
5-7	H	W	12-0	Gardner-Webb ⁽²⁾
5-8	A	W	5-1	Gardner-Webb
5-10	A1	W	5-1	Furman
5-11	H	W	8-3	East Tennessee State
5-14	A	W	7-2	* Virginia Tech ⁽¹⁾
5-14	A	W	8-3	* Virginia Tech ⁽²⁾
5-15	A	L	2-3	* Virginia Tech
5-17	H	W	19-0	Davidson
5-19	A	L	6-8	* Florida State
5-20	A	W	7-4	* Florida State
5-21	A	W	8-5	* Florida State
5-25	N2	W	9-0	+ Georgia Tech
5-26	N2	L	3-6	+ Florida State
5-28	N2	W	6-3	+ NC State
6-3	H	W	11-1	\$ Sacred Heart
6-4	H	W	12-7	\$ Coastal Carolina
6-5	H	L	6-7	\$ Connecticut
6-6	H	L	1-14	\$ Connecticut

* - ACC game; # - First Pitch Invitational; + - ACC Tournament; \$ - NCAA Regional; N1,A1 - Greenville, S.C. (Fluor Field); N2 - Durham, N.C.

2012 (35-28 OVERALL; 16-14 ACC, 3rd (ATLANTIC))

Head Coach - Jack Leggett (19th Season)

Date	Site	W-L	Score	Opponent
2-17	H	L	1-2	UAB
2-18	H	W	6-1	UAB ⁽¹⁾
2-18	H	W	7-4	UAB ⁽²⁾
2-24	H	L	5-6	Maine
2-25	H	W	9-5	Maine
2-26	H	W	9-6	Maine
3-2	N1	L ⁽¹¹⁾	2-3	South Carolina

3-3	A	L	6-9	South Carolina
3-4	H	W	6-5	South Carolina
3-7	H	W	16-4	Holy Cross
3-9	H	L	3-4	* North Carolina
3-10	H	L	3-6	* North Carolina
3-11	H	L ⁽¹¹⁾	5-6	* North Carolina
3-14	A	L	4-8	Western Carolina
3-16	H	W	6-4	* Boston College
3-17	H	W	6-3	* Boston College
3-18	H	W	5-1	* Boston College
3-20	H	W	6-2	Elon
3-21	N2	W	4-2	Elon
3-23	A	L	3-6	* Virginia
3-24	A	L	1-5	* Virginia
3-25	A	L	3-5	* Virginia
3-27	A	W	10-5	Georgia
3-28	H	L	4-8	Presbyterian College
3-30	H	W	3-1	* Miami (Fla.)
3-31	H	W	3-1	* Miami (Fla.)
4-1	H	L	2-4	* Miami (Fla.)
4-3	H	W	11-0	Winthrop
4-4	H	L	8-13	Western Carolina
4-6	A	W ⁽¹¹⁾	4-1	* Duke
4-7	A	W	11-5	* Duke
4-8	A	W	4-2	* Duke
4-10	A2	W	12-5	Furman
4-11	H	L	7-8	Georgia
4-13	H	W ⁽¹²⁾	7-6	* NC State
4-14	H	L	1-3	* NC State
4-15	H	L	3-6	* NC State
4-17	H	W	3-2	Charleston Southern
4-20	A	W	5-4	* Maryland
4-21	A	W	5-3	* Maryland ⁽¹⁾
4-21	A	W	7-2	* Maryland ⁽²⁾
4-24	H	L	7-10	Coastal Carolina
4-27	A	L ⁽¹³⁾	5-6	* Georgia Tech
4-28	A	W	13-7	* Georgia Tech
4-29	A	W	11-8	* Georgia Tech
5-5	H	W ⁽¹¹⁾	4-3	College of Charleston
5-6	H	W	13-7	College of Charleston
5-7	H	L	2-4	College of Charleston
5-8	H	W ⁽¹⁰⁾	9-8	Tennessee Tech
5-12	H	W	7-2	* Florida State
5-14	H	W	9-7	* Florida State ⁽¹⁾
5-14	H	W	5-9	* Florida State ⁽²⁾
5-15	H	W	9-2	Furman
5-17	A	L	2-5	* Wake Forest
5-18	A	L	1-2	* Wake Forest
5-19	A	L	0-7	* Wake Forest
5-24	N3	L	2-3	+ Virginia
5-25	N3	W	9-7	+ Florida State
5-26	N3	L	1-5	+ Georgia Tech
6-1	N4	W	11-3	\$ Coastal Carolina
6-2	A	L ⁽¹²⁾	4-5	\$ South Carolina
6-3	N4	W	5-3	\$ Coastal Carolina
6-3	A	L	3-4	\$ South Carolina

* - ACC game; + - ACC Tournament; \$ - NCAA Regional; N1 - Charleston, S.C.; N2,A2 - Greenville, S.C. (Fluor Field); N3 - Greensboro, N.C.; N4 - Columbia, S.C.

2013 (40-22 OVERALL; 18-12 ACC, 3rd (ATLANTIC))

Head Coach - Jack Leggett (20th Season)

Date	Site	W-L	Score	Opponent
2-15	H	W	2-0	William & Mary
2-16	H	L	2-11	William & Mary
2-17	H	W	12-2	William & Mary
2-23	H	W	5-3	Wright State ⁽¹⁾
2-23	H	W	6-0	Wright State ⁽²⁾
2-24	H	W	7-0	Wright State
2-27	H	L ⁽¹¹⁾	2-3	Winthrop
3-1	H	L	0-6	South Carolina
3-2	N1	W	6-3	South Carolina
3-3	A	L	0-8	South Carolina
3-6	H	W	9-2	Wofford
3-8	A	W	10-5	* NC State
3-9	A	W	7-4	* NC State
3-10	A	L	1-4	* NC State
3-13	H	W	3-1	Charleston Southern
3-15	H	L ⁽¹¹⁾	5-6	* Virginia
3-16	H	W	7-6	* Virginia
3-17	H	L	5-8	* Virginia
3-19	H	W	10-5	Morehead State
3-20	H	W	5-2	Morehead State
3-22	H	W	7-0	* Duke
3-23	H	W	8-4	* Duke ⁽¹⁾
3-23	H	L	1-13	* Duke ⁽²⁾
3-26	A	W	9-1	Georgia

3-27	H	L	3-5	Georgia
3-30	A	L	3-10	* North Carolina
3-31	A	L	2-6	* North Carolina
4-1	A	W ⁽¹¹⁾	5-4	* North Carolina
4-3	H	W	4-1	Gardner-Webb
4-5	A	W	7-5	* Boston College
4-6	A	W	9-2	* Boston College
4-7	A	W	1-0	* Boston College
4-9	A	W	12-9	Western Carolina
4-10	H	W	5-4	Presbyterian College
4-12	H	W	8-2	* Wake Forest
4-13	H	W	1-0	* Wake Forest
4-14	H	W ⁽¹¹⁾	6-4	* Wake Forest
4-19	A	W	1-0	* Miami (Fla.)
4-20	A	L	1-2	* Miami (Fla.)
4-21	A	L	1-7	* Miami (Fla.)
4-24	H	W	12-1	Western Carolina
4-26	H	W	11-3	* Georgia Tech ⁽¹⁾
4-26	H	W ⁽¹¹⁾	4-3	* Georgia Tech ⁽²⁾
4-27	H	L	9-14	* Georgia Tech
5-4	H	L	2-7	* Maryland
5-6	H	W	3-2	* Maryland ⁽¹⁾
5-6	H	W	9-5	* Maryland ⁽²⁾
5-8	A1	W	14-2	Furman ⁽¹⁾
5-8	A1	W	12-2	Furman ⁽²⁾
5-10	H	W	7-1	Georgia Southern
5-11	H	W	7-0	Georgia Southern
5-12	H	W	11-6	Georgia Southern
5-14	H	W	8-7	South Carolina-Upstate
5-16	A	W	8-2	* Florida State
5-17	A	L	1-2	* Florida State
5-18	A	L	1-6	* Florida State
5-22	N2	L	3-6	+ NC State
5-24	N2	L ⁽¹⁴⁾	7-12	+ North Carolina
5-25	N2	L	0-7	+ Miami (Fla.)
5-31	N3	L	3-8	\$ Liberty
6-1	N3	W	10-2	\$ St. Louis
6-2	N3	L	1-3	\$ Liberty
* - ACC game; + - ACC Tournament; \$ - NCAA Regional; N1, A1 - Greenville, S.C. (Flour Field); N2 - Durham, N.C.; N3 - Columbia, S.C.				

ALL-TIME RESULTS

5-2	H	W	8-0	James Madison
5-3	H	W	9-4	James Madison
5-4	N1	W	6-2	Nevada-Las Vegas
5-5	H	W	5-2	Nevada-Las Vegas
5-7	H	W	1-0	High Point
5-9	A	L	1-2	* Notre Dame
5-10	A	W	8-0	* Notre Dame
5-11	A	L	3-11	* Notre Dame
5-13	A1	W	7-2	Furman
5-15	H	W	8-4	* Boston College
5-16	H	L	1-3	* Boston College
5-17	H	W ⁽¹³⁾	10-9	* Boston College
5-21	N2	W	5-3	+ Duke
5-22	N2	W	3-2	+ Miami (Fla.)
5-23	N2	L	0-3	+ Georgia Tech
5-30	N3	L	1-18	\$ Oregon
5-31	N3	L	4-6	\$ Xavier

* - ACC game; + - ACC Tournament; \$ - NCAA Regional; N1,A1 - Greenville, S.C. (Fluor Field); N2 - Greensboro, N.C.; N3 - Nashville, Tenn.

2015 (32-29 OVERALL; 16-13 ACC, 4th (ATLANTIC))

Head Coach - Jack Leggett (22nd Season)				
Date	Site	W-L	Score	Opponent
2-13	H	L	0-2	West Virginia
2-14	H	W	4-2	West Virginia
2-15	H	L	1-6	West Virginia
2-20	N1	W	10-1	Maine
2-21	N1	W ⁽¹⁴⁾	5-4	Maine ⁽¹⁾
2-21	N1	W	10-2	Maine ⁽²⁾
2-25	H	W	11-5	Wofford
2-27	H	W	11-4	South Carolina
2-28	N2	L	1-4	South Carolina
3-2	A	W	7-0	South Carolina
3-3	H	L	4-5	Winthrop
3-6	A	W	6-4	* NC State
3-7	A	L	3-8	* NC State
3-8	A	L	6-14	* NC State
3-11	N2	L	6-8	Michigan State
3-14	H	W	6-1	* Notre Dame ⁽¹⁾
3-14	H	L	6-11	* Notre Dame ⁽²⁾
3-15	H	L	1-5	* Notre Dame
3-17	A	L	5-9	Coastal Carolina
3-20	A	W ⁽¹⁰⁾	4-0	* Virginia Tech
3-21	A	W	15-8	* Virginia Tech
3-22	A	L ⁽¹²⁾	3-4	* Virginia Tech
3-24	A	W	19-2	Western Carolina
3-27	H	L	2-8	* Wake Forest
3-28	H	L	3-7	* Wake Forest
3-29	H	W	6-2	* Wake Forest
3-31	H	W	5-4	Furman
4-1	H	L	4-5	Presbyterian College
4-3	H	W	5-2	* North Carolina
4-4	H	W ⁽¹¹⁾	5-4	* North Carolina
4-5	H	L	7-8	* North Carolina
4-7	H	L	2-3	Georgia
4-8	H	L ⁽¹⁰⁾	3-4	Charleston Southern
4-10	A	W	15-6	* Boston College
4-11	A	L	7-8	* Boston College
4-12	A	W	6-3	* Boston College
4-14	H	W	14-2	Western Carolina
4-15	H	W	7-5	Gardner-Webb
4-18	H	W	6-2	* Duke ⁽¹⁾
4-18	H	W	8-1	* Duke ⁽²⁾
4-21	A	L	0-7	Georgia
4-24	A	L	2-4	* Georgia Tech
4-25	A	W	11-3	* Georgia Tech
4-26	A	L ⁽¹⁰⁾	4-5	* Georgia Tech
5-2	H	W	9-1	* Louisville
5-3	H	L	3-5	* Louisville
5-4	H	L	5-9	* Louisville
5-5	A	L	9-17	Wofford
5-6	H	W	6-3	College of Charleston
5-8	H	W	13-5	Georgia Southern
5-9	H	W	5-4	Georgia Southern
5-10	H	L	4-7	Georgia Southern
5-12	A2	W	23-15	Furman
5-14	A	W	4-1	* Florida State
5-15	A	W	7-0	* Florida State
5-16	A	W	9-6	* Florida State
5-20	N3	L	1-3	+ Florida State
5-21	N3	W	7-2	+ Louisville
5-22	N3	L	3-6	+ North Carolina
5-29	N4	L	4-7	\$ Arizona State
5-30	N4	L	8-10	\$ Pepperdine

* - ACC game; + - ACC Tournament; \$ - NCAA Regional; N1 - Augusta, Ga.; N2,A2 - Greenville, S.C. (Fluor Field); N3 - Durham, N.C.; N4 - Fullerton, Calif.

2016 (44-20 OVERALL; 16-14 ACC, 4th (ATLANTIC))

ACC Champion Ranked No. 15 by USA Today Head Coach - Monte Lee (1st Season)				
Date	Site	W-L	Score	Opponent
2-19	H	L	3-4	Maine
2-20	H	W	9-4	Maine
2-21	H	W	19-2	Maine
2-26	H	W	6-1	James Madison
2-27	H	W	10-1	James Madison
2-28	H	W	11-2	James Madison
3-1	H	W	7-0	Wofford
3-4	A	L	1-8	South Carolina
3-5	N1	W	5-0	South Carolina
3-6	H	W	4-1	South Carolina
3-9	H	W	4-3	Winthrop
3-11	A	L	4-6	* Wake Forest
3-12	A	W	6-5	* Wake Forest
3-13	A	W	13-8	* Wake Forest
3-15	A	W	12-1	The Citadel
3-16	A	W	5-4	The Citadel
3-18	H	W	6-2	* Boston College
3-19	H	W	6-1	* Boston College
3-20	H	W ⁽¹⁰⁾	3-2	* Boston College
3-22	H	W	8-4	Presbyterian College
3-25	A	L	8-9	* Miami (Fla.)
3-26	A	L ⁽¹¹⁾	4-5	* Miami (Fla.)
3-27	A	L	5-10	* Miami (Fla.)
3-29	A1	W	9-7	Furman
3-30	A	W	10-8	Western Carolina
4-1	H	W	14-6	* Pittsburgh
4-2	H	L	5-15	* Pittsburgh
4-3	H	W	4-3	* Pittsburgh
4-5	A	W	11-6	Georgia
4-8	A	L	3-5	* Duke
4-9	A	W	3-2	* Duke
4-10	A	L	1-2	* Duke
4-12	H	W ⁽¹⁰⁾	7-6	Western Carolina
4-15	A	L	2-15	* Louisville
4-16	A	L	2-7	* Louisville
4-17	A	L	8-9	* Louisville
4-19	H	W	12-0	Georgia
4-22	H	W ⁽¹⁰⁾	8-7	* Georgia Tech
4-23	H	L	1-16	* Georgia Tech
4-24	H	L	5-7	* Georgia Tech
4-30	H	W	10-3	* Florida State
5-1	H	L	2-11	* Florida State
5-2	H	W	7-3	* Florida State
5-4	H	W ⁽¹¹⁾	7-6	Furman
5-6	H	W	10-5	* NC State
5-7	H	L	9-20	* NC State
5-8	H	W	2-1	* NC State
5-10	H	W	13-4	College of Charleston
5-11	H	L	4-11	College of Charleston
5-13	A	W	12-1	Georgia Southern
5-14	A	L	6-7	Georgia Southern
5-15	A	W	17-4	Georgia Southern
5-17	H	W	3-2	Charleston Southern
5-19	A	W ⁽¹¹⁾	2-1	* Notre Dame
5-20	A	W	11-1	* Notre Dame
5-21	A	W	6-2	* Notre Dame
5-26	N2	W	5-4	+ Virginia
5-27	N2	W	5-3	+ Louisville
5-28	N2	W	5-4	+ Wake Forest
5-29	N2	W	18-13	+ Florida State
6-3	H	W	24-10	* Western Carolina
6-4	H	L	2-12	* Oklahoma State
6-5	H	W	15-3	* Western Carolina
6-5	H	L	2-9	* Oklahoma State

* - ACC game; + - ACC Tournament; \$ - NCAA Regional; N1,A1 - Greenville, S.C. (Fluor Field); N2 - Durham, N.C.

2017 (42-21 OVERALL; 17-13 ACC, 3rd (ATLANTIC))

Ranked No. 22 by USA Today Head Coach - Monte Lee (2nd Season)				
Date	Site	W-L	Score	Opponent
2-17	H	L	4-6	Wright State
2-18	H	W	6-2	Wright State
2-19	H	L	2-9	Wright State
2-22	H	W	11-5	Western Carolina
2-24	H	W ⁽¹³⁾	1-0	Elon
2-25	H	W	13-5	Elon
2-26	H	W	3-0	Elon
2-28	H	W	9-2	Wofford
3-3	H	L	0-2	South Carolina
3-4	N1	W	8-7	South Carolina
3-5	A	W ⁽¹¹⁾	5-3	South Carolina
3-8	N1	W	9-2	Michigan State

3-10	H	W	4-1	* Notre Dame
3-11	H	W	6-5	* Notre Dame
3-12	H	W	4-0	* Notre Dame
3-14	H	W	10-6	Yale
3-15	H	W	10-8	Yale
3-17	H	L	0-2	* Virginia
3-18	H	W	7-6	* Virginia
3-19	H	W	12-1	* Virginia
3-21	A	W	8-4	College of Charleston
3-24	A2	W	8-2	* Boston College
3-25	A2	W	1-0	* Boston College
3-26	A2	W	2-0	* Boston College
3-28	H	W	8-0	Furman
3-29	H	W ⁽¹¹⁾	6-5	Winthrop
3-31	A	W	11-6	* Georgia Tech
4-1	A	L	1-5	* Georgia Tech
4-2	A	W	13-6	* Georgia Tech
4-4	A	W	4-0	Georgia
4-7	H	W	12-1	* Virginia Tech
4-8	H	W	6-3	* Virginia Tech
4-9	H	W	8-3	* Virginia Tech
4-11	H	W ⁽¹¹⁾	6-5	Charleston Southern
4-15	A	W	12-10	* Florida State
4-16	A	L	3-7	* Florida State
4-17	A	L	6-7	* Florida State
4-19	H	W	9-7	Georgia
4-21	H	W	8-7	* Wake Forest
4-22	H	W	11-0	* Wake Forest ⁽¹⁾
4-22	H	L	3-8	* Wake Forest ⁽²⁾
4-25	H	W	7-2	College of Charleston
4-28	A	L	1-5	* North Carolina
4-29	A	L	4-5	* North Carolina
4-30	A	L ⁽¹⁰⁾	2-3	* North Carolina
5-6	H	W	5-2	Nevada
5-7	H	L	5-7	Nevada
5-8	H	W	9-4	Nevada
5-9	A1	W	10-5	Furman
5-12	H	L	2-4	* Louisville
5-13	H	L	4-6	* Louisville
5-14	H	L	4-6	* Louisville
5-16	H	W	11-8	Coastal Carolina
5-18	A	L	2-3	* NC State
5-19	A	L	10-12	* NC State
5-20	A	W	15-6	* NC State
5-23	N3	L	3-6	+ Duke
5-26	N3	L	2-10	+ Virginia
6-2	H	W	5-4	\$ UNC Greensboro
6-3	H	L	4-9	\$ Vanderbilt
6-4	H	W	6-3	\$ UNC Greensboro
6-4	H	W	6-0	\$ Vanderbilt
6-5	H	L	0-8	\$ Vanderbilt

* - ACC game; + - ACC Tournament; \$ - NCAA Regional; N1,A1 - Greenville, S.C. (Fluor Field); A2 - Kingston, R.I.; N3 - Louisville, Ky.

2018 (47-16 OVERALL; 22-8 ACC, 1st (ATLANTIC))

Ranked No. 12 by Perfect Game Head Coach - Monte Lee (3rd Season)				
Date	Site	W-L	Score	Opponent
2-16	H	W ⁽¹⁰⁾	5-4	William & Mary
2-17	H	W	7-6	William & Mary
2-18	H	W	2-1	William & Mary
2-20	H	W	12-4	Furman
2-23	H	W	12-1	Dallas Baptist
2-24	H	W	9-1	Dallas Baptist ⁽¹⁾
2-24	H	W	3-2	Dallas Baptist ⁽²⁾
2-27	H	W ⁽¹⁰⁾	9-8	Winthrop
3-2	A	L	2-3	South Carolina
3-3	N1	W	5-1	South Carolina
3-4	H	W	8-7	South Carolina
3-6	H	W	6-3	Wofford
3-7	N1	W	9-7	Michigan State
3-9	H	W	3-2	* Georgia Tech
3-10	H	W	7-3	* Georgia Tech ⁽¹⁾
3-10	H	W	13-2	* Georgia Tech ⁽²⁾
3-13	H	W	5-0	Charleston Southern
3-16	H	L	0-4	* NC State
3-17	H	L	1-6	* NC State
3-18	H	L	4-5	* NC State
3-20	A	L	5-9	Coastal Carolina
3-23	A	W	3-1	* Louisville
3-25	A	W	4-3	* Louisville ⁽¹⁾
3-25	A	L	1-5	* Louisville ⁽²⁾
3-27	A1	W	10-5	Furman
3-29	H	W	10-2	* Boston College
3-30	H	W	9-4	* Boston College
3-31	H	W	8-3	* Boston College
4-3	H	W	6-1	Coastal Carolina
4-7	A	L	2-5	* Notre Dame

4-8	A	W	6-3	* Notre Dame ⁽¹⁾
4-8	A	W	5-2	* Notre Dame ⁽²⁾
4-10	N2	L	3-6	Georgia
4-13	H	L ⁽¹²⁾	11-12	* Miami (Fla.)
4-14	H	L	1-6	* Miami (Fla.) ⁽¹⁾
4-14	H	W	8-3	* Miami (Fla.) ⁽²⁾
4-17	A	L	1-6	Georgia
4-20	A	W	7-5	* Wake Forest
4-21	A	W	4-3	* Wake Forest
4-22	A	W	9-4	* Wake Forest
4-24	H	W	9-4	Kennesaw State
4-25	H	W	14-4	Presbyterian College
4-27	A	W	3-2	* Virginia
4-28	A	W	5-4	* Virginia
4-29	A	W	9-8	* Virginia
5-5	H	L ⁽¹³⁾	2-3	* Florida State
5-6	H	W	12-7	* Florida State
5-7	H	W	5-4	* Florida State
5-9	H	W	10-8	Western Carolina
5-11	H	L	3-6	Austin Peay
5-12	H	W	10-1	Austin Peay
5-13	H	W ⁽¹¹⁾	3-2	Austin Peay
5-15	A	W	7-2	Kennesaw State
5-17	A	W	16-6	* Pittsburgh
5-18	A	W	4-1	* Pittsburgh
5-19	A	W	5-0	* Pittsburgh
5-23	N3	W ⁽⁷⁾	21-4	+ Notre Dame
5-24	N3	W	7-1	+ Miami (Fla.)
5-26	N3	L	4-5	+ Florida State
6-1	H	W ⁽¹⁰⁾	4-3	* Morehead State
6-2	H	L	3-4	\$ Vanderbilt
6-3	H	W	9-8	\$ St. John's
6-3	H	L	6-19	\$ Vanderbilt

* - ACC game; + - ACC Tournament; \$ - NCAA Regional; N1,A1 - Greenville, S.C. (Fluor Field); N2 - North Augusta, S.C.; N3 - Durham, N.C.

2019 (35-26 OVERALL; 15-15 ACC, 4th (ATLANTIC))

Head Coach - Monte Lee (4

ALL-TIME RESULTS

5-10	A	L	1-6	* NC State
5-11	A	W ⁽¹⁰⁾	4-3	* NC State
5-12	A	L	3-8	* NC State
5-14	A	W	14-3	Coastal Carolina
5-16	H	W	4-3	* Wake Forest
5-17	H	W	10-9	* Wake Forest
5-18	H	L	5-14	* Wake Forest
5-21	N5	L ⁽¹¹⁾	5-7	+ Boston College
5-23	N5	W	7-1	+ Louisville
5-31	N6	W	8-4	\$ Illinois

6-1	A	L	1-6	\$ Mississippi
6-2	N6	L	2-9	\$ Jacksonville State

* - ACC game; + - ACC Tournament; \$ - NCAA Regional; N1, A1 - Greenville, S.C. (Fluor Field); N2 - Columbia, S.C.; A3 - Charlotte, N.C. (BB&T Ballpark); A4 - Shelby, N.C.; N5 - Durham, N.C.; N6 - Oxford, Miss.

Note: Clemson home games in **bold**.

LAST TIME IT HAPPENED (INDIVIDUAL)

3 HOME RUNS BY 1 PLAYER

Clemson - It had been eight years since a Tiger had hit three home runs in one game, but **Grayson Byrd** pulled the trick against Charleston Southern at Doug Kingsmore Stadium on March 13, 2018 in a game the Tigers won 5-0. He went 3-for-4 with three home runs and five RBIs in the game. He hit a solo home run in the second inning, a two-run homer in the fourth inning and a solo home run in the seventh inning.

Opponent - Vanderbilt shortstop **Connor Kaiser** hit three home runs and totaled 10 RBIs against the Tigers in the Clemson Regional on June 3, 2018. Batting in the cleanup spot in the lineup, **Kaiser** hit a three-run homer in the third inning. In the sixth inning, **Kaiser** hit a grand slam, then he belted a two-run homer in the seventh inning. The Commodores won the game 19-6.

4 HITS BY 3 PLAYERS

Clemson - **Sam Hall** went 4-for-6 with two doubles, four RBIs and three runs, **Grayson Byrd** went 4-for-5 with a double, five RBIs and two runs and **Bryar Hawkins** went 4-for-5 with a homer, three RBIs and three runs in Clemson's 17-3 win over No. 3 North Carolina at Doug Kingsmore Stadium in the second game of a doubleheader on March 9, 2019. It was the first time since 2003 and second time since 1985 a Tiger trio accomplished the feat.

Opponent - Georgia Tech accomplished this feat for the first time by a Tiger opponent in 13 years on April 18, 2010 in Atlanta. Three Yellow Jackets had at least four hits in the 11-3 win over Clemson. **Jeff Rowland** had four hits, three RBIs and three runs, **Tony Plagman** had four hits, two RBIs and two runs, and **Jacob Esch** had four hits, one RBI and two runs.

5 HITS BY 1 PLAYER

Clemson - **Spencer Kieboom** went 5-for-5 with two RBIs and one run in Clemson's 11-8 win at Georgia Tech on April 29, 2012.

Opponent - **Patrick Frick** of Wake Forest went 5-for-6 with two RBIs and four runs against the Tigers at Doug Kingsmore Stadium on May 18, 2019 in the Demon Deacons' 14-5 win.

5 HITS BY 2 PLAYERS

Clemson - **Brooks Shumake** hit a homer and four singles and **Jimmy Key** added two doubles and three singles against Georgia Southern at Statesboro, Ga., on May 13, 1982 in a game Clemson won 25-5.

Opponent - South Carolina's **Derick Urquhart** totaled five hits and **Ryan Bordenick** added six hits, as the Gamecocks defeated Clemson by a score of 38-16 in Columbia, S.C., on April 23, 1997. It was the first time since 1980 that two opposing players accomplished this feat.

Opponent - **Chris Lanzilli** of Wake Forest hit a grand slam at Doug Kingsmore Stadium on May 17, 2019. The grand slam came with two outs in the ninth inning in a game Clemson won 10-9.

NO-HITTER

Clemson - Five Tigers combined to pitch Clemson's first no-hitter in 25 years in the Tigers' 14-0 win over USC Upstate at Doug Kingsmore Stadium on March 18, 2009. **Justin Sarratt**, **Scott Weismann**, **Kyle Deese**, **Tomas Cruz** and **Matt Vaughn** combined to allow just two baserunners and faced only one batter over the minimum.

Opponent - Auburn's **Dana Becton** and **Ken Deriso** combined to no-hit Clemson for the first time in almost 16 years on March 11, 1979 at Auburn. **Becton** pitched the first six innings and struck out seven batters, while **Deriso** hurled the last three innings and struck out four batters. Clemson lost the game by a score of 10-1, as the Tigers scored a run on two errors and a passed ball.

SHUTOUT BY 1 PITCHER

Clemson - **Tyler Jackson** pitched a shutout when he blanked Vanderbilt at Doug Kingsmore Stadium on June 4, 2017. He allowed two hits and one walk with three strikeouts in the Tigers' 6-0 win.

Opponent - **Andrew Suarez** of Miami (Fla.) went the distance against Clemson at Coral Gables, Fla., on April 21, 2013. He allowed six hits with five strikeouts in a game Miami won 7-0.

TRIPLE PLAY

Clemson - Clemson completed its first triple play in 24 years against George Mason on Feb. 26, 1995 at Doug Kingsmore Stadium. **Mark Watson** gave up a leadoff walk to **Joey Goodwin** in the fourth inning, followed by a single by **Ron Pennell**. **Brendan Pickett** hit a line shot to first baseman **David Miller**, who stepped on first to double off **Pennell** and threw to **Seth Brizek** at second, and the throw beat **Goodwin** for the third out. The Tigers won 9-3.

Opponent - **Dan Griffin**, **Matt Robinson** and **Rick Figueredo** of Florida State combined for a triple play on March 2, 1983 in Tallahassee. After **Bob Paulling** singled and **Craig Roberson** walked to open the second inning, **Jamie Swanner** grounded to **Griffin**, who forced **Paulling** at third. **Griffin** threw to **Robinson**, forcing **Roberson** at second, and **Robinson** relayed to **Figueredo** at first for the putout on **Swanner**. The teams battled to a 3-3 tie in 10 innings.

BACK-TO-BACK HOME RUNS

Clemson - **Jordan Greene** and **Justin Hawkins** led off the fourth inning with back-to-back homers against Presbyterian College at Doug Kingsmore Stadium on May 7, 2019.

Opponent - **Cole Zabowski** and **Cooper Johnson** of Mississippi led off the second inning with back-to-back homers in the Rebels' 6-1 win in the Oxford Regional on June 1, 2019.

CYCLE BY 1 PLAYER

Clemson - **Gary Burnham** performed the feat at Texas-Arlington on Feb. 18, 1995. **Burnham** had a double in the first inning, a triple in the third, walked in the fifth, struck out in the sixth, hit a three-run homer in the seventh and completed the cycle with a single in the ninth inning. He added four RBIs and scored four runs.

Opponent - **Chris Pittaro** of North Carolina in Chapel Hill on March 21, 1981 had a double in the first, a single in the second, a home run in the third and a triple in the sixth, along with two RBIs. North Carolina defeated the Tigers by a score of 10-7.

GRAND SLAM

Clemson - **Grayson Byrd** hit a grand slam with two outs in the seventh inning in Clemson's 14-3 win at Coastal Carolina on May 14, 2019.

WALKOFF HOME RUNS

Player	Opponent (Date)	Score	RBI
Bill Barnett	Furman (4-22-1953)	13-12	1
Calvin Weeks	East Tennessee State (3-15-1969)	5-4	1
Mike Ward	Virginia Tech (3-21-1969)	5-4	1
Billy Weems	Toledo (3-24-1977)	5-3	2
Bill Foley	Mississippi (5-20-1977)	8-7	1
Robbie Allen	Wake Forest (3-14-1980)	5-4	1
Jimmy Key	Wake Forest (4-24-1981)	6-5	1
Chuck Baldwin	Alabama (4-2-1985)	5-4	1
Brian Kowitz	Georgia (2-25-1988)	13-12	1
Joe DeBerry	Ohio (3-20-1990)	6-4	2
Billy McMillon	Columbus (3-30-1991)	2-1	1
Chad Phillips	Missouri State (3-20-1993)	5-4	1
Seth Brizek	NC State (4-8-1994)	10-8	2
Doug Livingston	Coastal Carolina (3-2-1996)	8-7	3
Eric DeMoura	North Carolina (5-6-1997)	5-4	3
Jeff Baker	Winthrop (4-3-2002)	6-4	2
Michael Johnson	East Tennessee State (4-23-2003)	6-3	3
Brad McCann	Georgia Tech (4-25-2003)	9-7	3
Tyler Colvin	Oral Roberts (6-9-2006)	11-8	4
Doug Hogan	Georgia Tech (4-27-2007)	3-2	1
Jeff Schaus	Coastal Carolina (4-21-2009)	5-3	4
Richie Shaffer	Tennessee Tech (5-8-2012)	9-8	1
Jon McGibbon	Florida State (5-25-2012)	9-7	3
Steven Duggar	Wake Forest (4-14-2013)	6-4	2
Kevin Bradley	USC Upstate (5-14-2013)	8-7	3
Seth Beer	Boston College (3-20-2016)	3-2	1
Jordan Greene	Florida State (5-7-2018)	5-4	1
Grayson Byrd	Austin Peay (5-13-2018)	3-2	1
Logan Davidson	North Carolina (3-10-2019)	5-4	2



2020 BASEBALL SCHEDULE



Date	Day	Opponent	Time
2-14	Fri	Liberty	4 p.m.
2-15	Sat	Liberty	1 p.m.
2-16	Sun	Liberty	1 p.m.
2-18	Tue	The Citadel	4 p.m.
2-19	Wed	Furman	4 p.m.
2-21	Fri	Stony Brook	4 p.m.
2-22	Sat	Stony Brook	3 p.m.
2-23	Sun	Stony Brook	Noon
2-25	Tue	East Tennessee State	4 p.m.
2-28	Fri	at South Carolina	7 p.m.
2-29	Sat	# South Carolina	3 p.m.
3-1	Sun	South Carolina	2 p.m.
3-4	Wed	College of Charleston	4 p.m.
3-6	Fri	* Boston College	4 p.m.
3-7	Sat	* Boston College	3 p.m.
3-8	Sun	* Boston College	1 p.m.
3-10	Tue	Presbyterian College	6 p.m.
3-11	Wed	Winthrop	6 p.m.
3-13	Fri	* at Wake Forest	6 p.m.
3-14	Sat	* at Wake Forest	3 p.m.
3-15	Sun	* at Wake Forest	1 p.m.
3-17	Tue	at Coastal Carolina	6 p.m.
3-20	Fri	* at Notre Dame	5 p.m.
3-21	Sat	* at Notre Dame	4 p.m.
3-22	Sun	* at Notre Dame	1 p.m.
3-24	Tue	Coastal Carolina	7 p.m.
3-27	Fri	* Georgia Tech	7 p.m.
3-28	Sat	* Georgia Tech	3 p.m.
3-29	Sun	* Georgia Tech	1 p.m.
3-31	Tue	# College of Charleston	6 p.m.
4-3	Fri	* Pittsburgh	6 p.m.
4-4	Sat	* Pittsburgh	5 p.m.
4-5	Sun	* Pittsburgh	Noon
4-7	Tue	at Georgia	6 p.m.

Date	Day	Opponent	Time
4-10	Fri	* at Louisville	3 p.m.
4-11	Sat	* at Louisville	7 p.m.
4-12	Sun	* at Louisville	2 p.m.
4-14	Tue	^ at Furman	6 p.m.
4-17	Fri	* at Duke	6 p.m.
4-18	Sat	* at Duke	1 p.m.
4-19	Sun	* at Duke	1 p.m.
4-21	Tue	Georgia	6 p.m.
4-24	Fri	* NC State	6 p.m.
4-25	Sat	* NC State	1 p.m.
4-26	Sun	* NC State	1 p.m.
5-2	Sat	William & Mary	1 p.m.
5-2	Sat	William & Mary	5 p.m.
5-3	Sun	William & Mary	1 p.m.
5-6	Wed	Charleston Southern	6 p.m.
5-8	Fri	* at Miami (Fla.)	7 p.m.
5-9	Sat	* at Miami (Fla.)	7:30 p.m.
5-10	Sun	* at Miami (Fla.)	4 p.m.
5-12	Tue	at The Citadel	6 p.m.
5-14	Thu	* Florida State	6 p.m.
5-15	Fri	* Florida State	6 p.m.
5-16	Sat	* Florida State	3 p.m.
5-19 to 5-24		+ ACC Tournament	TBA
5-29 to 6-1		\$ NCAA Regionals	TBA
6-5 to 6-8		\$ NCAA Super Regionals	TBA
6-13 to 6-24		! College World Series	TBA

* - ACC game; # - Columbia, S.C. (Segra Park); ^ - Greenville, S.C. (Fluor Field); + - Charlotte, N.C. (BB&T Ballpark); \$ - NCAA Tournament; ! - Omaha, Neb.; Note: Home games in bold.

