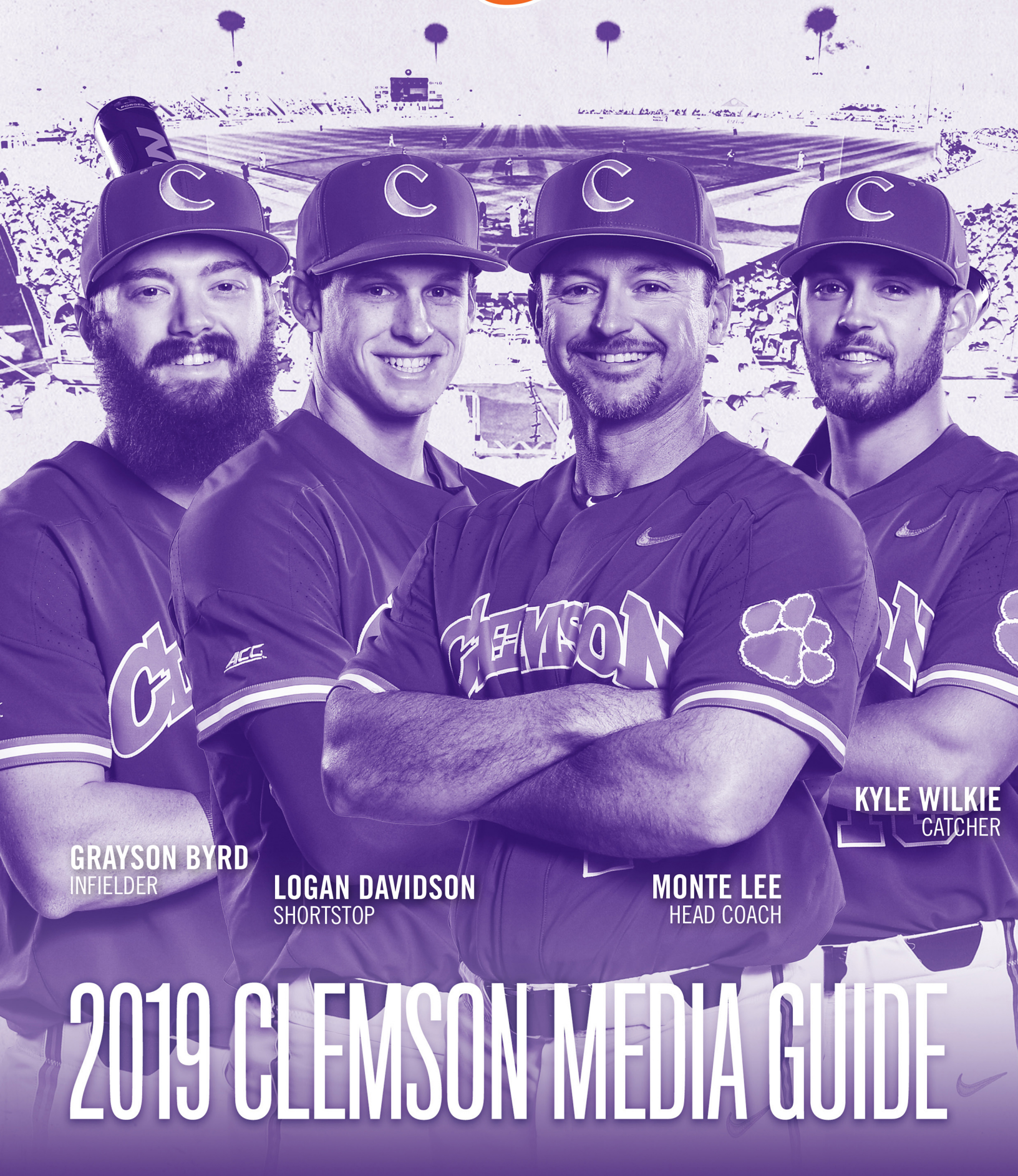


@CLEMSONBASEBALL



CLEMSONTIGERS.COM



GRAYSON BYRD
INFILDER

LOGAN DAVIDSON
SHORTSTOP

MONTE LEE
HEAD COACH

KYLE WILKIE
CATCHER

2019 CLEMSON MEDIA GUIDE



TABLE OF CONTENTS

BIOS

Cox, Grant (Student Assistant Coach)	18
Lamb, Will (Student Assistant Coach)	18
LeCroy, Bradley (Assistant Coach & Recruiting Coordinator)	15
Lee, Monte (Head Coach)	12-14
Owens, Brad (Director of Operations)	19
Paulsen, Ben (Director of Player Development)	19
Players, 2019	21-43
See, Andrew (Assistant Coach)	16
Seniors & Pro Signees, 2018	65-67
Staff, Support	20
Starbuck, Greg (Volunteer Assistant Coach)	17

CLEMSON BASEBALL INFORMATION

Against All Competition	44,45
Date, Record By	45
Directions to Doug Kingsmore Stadium	2
First-Round Draft Picks	74
Glossary	9-11
Major League Tigers	72,73
Media Information	3
Outlook, 2019	6,7
Parking Map	2
Polls, 2019 Preseason	6
Pro Signees	74
Quick Facts	8
Radio Network (Clemson Tigers Network)	20
Results, 2019 Opponent All-Time Game-By-Game	46-52
Roster, 2019 Numerical & Alphabetical	4
Roster, 2019 Position	5
Schedule, 2019	1
Seating Chart, Doug Kingsmore Stadium	2
Stadium, Doug Kingsmore	70,71
Titles, Team	75

RECORDS

Academic Honor Roll Members, ACC	112
ACC Tournament Results	116
All-ACC Academic Selections	111
All-ACC Selections	111
All-Americans	106-110
Batting & Fielding Stats, Yearly (Team)	78
Career (Individual)	88,89
Coaches, Head & Assistant	119
Cycles	81
Honors & Awards (Individual)	104,105
Individual	77
Innings, Highest Scoring	113
Last Time It Happened (Individual)	136
Leaders, Yearly	83-87
Lettermen	96,97
Lineups, Yearly Starting	98-103
National Players-of-the-Year	110
NCAA Stat Rankings, Top-25	114,115
NCAA Tournament Results	117
No-Hitters	82
Pitching Stats, Yearly (Team)	79
Rankings, Weekly (Clemson Poll Rankings From 1987-18)	118,119
Results, Season Game-By-Game	121-135
Results, Yearly	120
Season (Individual)	80-82
Stats, Individual Career Batting (ACC Era)	90-93
Stats, Individual Career Pitching (ACC Era)	94,95
Streaks, Hitting	80
Streaks, Winning	76
Team	76
Walkoff Home Runs	136

REVIEW, 2018

ACC Standings	69
Batting, Game-By-Game (Individual)	61
Home Runs	60
Notes	54,55
Pitching, Game-By-Game (Individual Career)	62-64
Polls, Final	69
Results, Game-By-Game	57
Stats, ACC Regular-Season	58
Stats, Career (2019 Players)	58
Stats, Overall	56
Stats, Postseason	59
Story	68,69
Superlatives, Team & Individual	60

DIRECTIONS TO DOUG KINGSMORE STADIUM

FROM ATLANTA, GA.

Take I-85 north to exit 14 in South Carolina. Take a left, which crosses over the interstate, onto South Carolina highway 187 until the road runs into highway 76 and 28. Make a left at this traffic light. *Stay on this road until the highway 93 exit, where you exit and take a left at the stoplight. The route runs into the campus. Stay straight until you reach the second stoplight after Riggs (soccer) Field (Riggs Field is on the left). Take a left at the stoplight, take the first right, then take the first left into the McFadden Building parking lot (located at 220 Perimeter Road; Clemson, SC 29634).

FROM COLUMBIA, S.C.

Take I-26 west and exit onto I-385 west until it reaches I-85. Take I-85 south until it reaches exit 19-B. Take exit 19-B and follow the directions from Atlanta starting at the * symbol to arrive at the stadium.

FROM GREENVILLE, S.C.

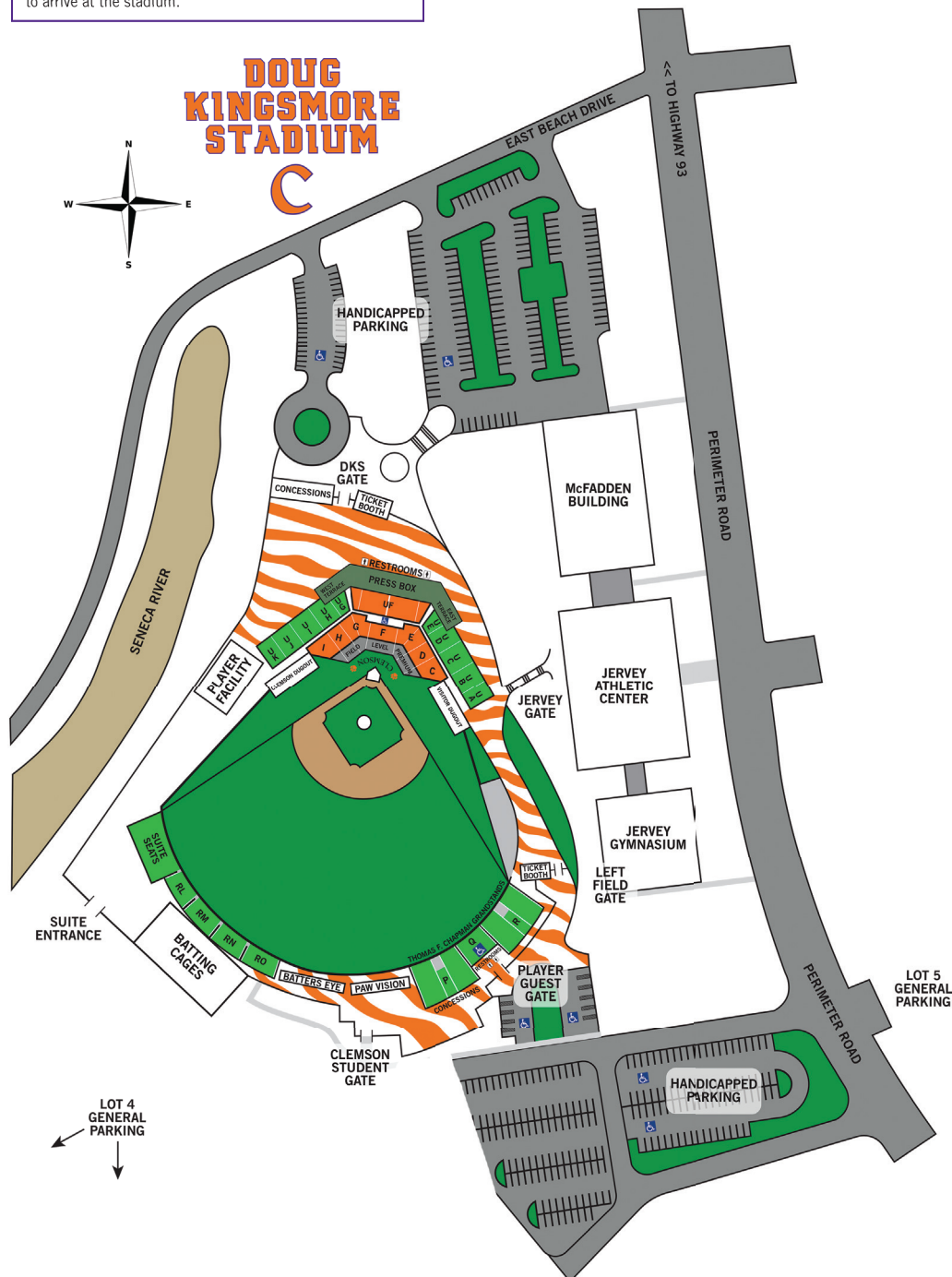
Take I-85 south until it reaches exit 19-B. Take exit 19-B and follow the directions from Atlanta starting at the * symbol to arrive at the stadium.

MEDIA GUIDE CREDITS

The 2019 Clemson Baseball media guide was designed, written and edited by **Brian Hennessy**, senior associate director of athletic communications. Statistical, editorial and graphic assistance provided by **Sam Blackman** and **Tim Bourret**. The cover design was done by **Ravyn Galimore**. Printing executed by Clemson Printing Services, (Clemson, S.C.).

Special thanks to the late **Bob Bradley**, who served Tiger athletics for 45 years in the athletic communications office and provided most of the information contained in the record section. Thanks to the late **Alan Mohrmann** of Greenville, S.C., for statistical research.

Photos are courtesy of **Carl Ackerman**.



MEDIA INFORMATION

ACC MEDIA RELATIONS

Steve Phillips is the baseball media relations contact for the ACC office. He can be reached at 336-851-6062 or sphillips@theacc.org.

ATHLETIC COMMUNICATIONS ADDRESS

Our address is Jervy Athletic Center; 100 Perimeter Road; P.O. Box 31; Clemson, SC 29633.

CREDENTIALS

Members of the working press who desire a media credential to a Clemson baseball home game should contact **Brian Hennessy** in the Clemson athletic communications office at 864-656-1921. There is space for 24 writers in the press box at Doug Kingsmore Stadium, plus booths for each team's radio network. Season credentials and credentials on a game-by-game basis are issued. Members of the media must request a pass at least one day prior to each game/series to ensure admittance.

EMAIL DISTRIBUTION LIST

Notes, stats, stories and other information are emailed out on a series basis from the athletic communications office. Contact **Brian Hennessy** (bhennes@clemson.edu) to be put on the email list.

INTERNET SERVICES

The press box features the most up-to-date wireless internet services.

LEE AVAILABILITY

The best time to reach head coach **Monte Lee** is weekday mornings. Please contact **Brian Hennessy** at 864-656-1921 to set up an interview with **Lee**.

PARKING

Members of the media are requested to park in the McFadden Building parking lot, located on the hill above the stadium (behind home plate). The lot is reserved for media members with a parking pass, however, there are limited spaces. There is also parking available beyond the outfield fence and in Memorial Stadium's West endzone parking lot.

PHOTOGRAPHER POSITIONS

There is patio space on the first-base side of the press box for television camerapersons to film. Positions are on a first-come, first-serve basis. Still photographers are near the playing field, but only in "lined-off" areas beyond each dugout. Positions are also on a first-come, first-serve basis.

PLAYER AVAILABILITY

Player interviews are conducted before a particular practice on days when the team does not have a game. Please notify **Brian Hennessy** if you plan to attend practice. If attendance at practice is not possible, the athletic communications office can set up a phone interview. Campus and cell phone numbers for players are not provided.

POSTGAME INTERVIEWS

Postgame interviews for Tiger coaches and players take place in the player facility behind the first-base dugout. **Brian Hennessy** will escort team members from the locker room, which is closed to the media, to the second-story auditorium for interviews after a cooling-off period.

To access the interview area, enter the player facility at the second-story door that faces the playing surface

of Doug Kingsmore Stadium. Please see the opponent's athletic communications contact for its postgame interview procedure on the field, which will take place near the third-base dugout.

POSTGAME STATS

A final box score is provided to the media for all games at Doug Kingsmore Stadium. A final box score, updated season stats and a game story are emailed within minutes of the end of every game. For any other requests, see **Brian Hennessy** or another member of the Clemson athletic communications staff prior to the end of the game.

PRESS ENTRANCE

Enter Doug Kingsmore Stadium at the gate behind home plate or near the left-field foul pole. The stadium has an elevator and stairs leading up to the press box behind the grandstands.

SOCIAL MEDIA

The official Clemson baseball social media accounts for Twitter, Instagram, Snapchat and Facebook are all [ClemsonBaseball.com](https://www.clemsonbaseball.com).


WEBSITE

Clemson box scores, releases, statistics, bios, live stats, videos, pictures, graphics, highlights and other items are all available on the internet. Find us online at [ClemsonTigers.com](https://www.ClemsonTigers.com).

WILL-CALL

Press will-call is located at the entrance next to the left-field foul pole.

@CLEMSONBASEBALL



CLEMS^{NT}TIGERS.COM

2019 CLEMSON ROSTER

NUMERICAL

#	Player	Pos.	B-T	Hgt	Wgt	Cl.	Exp.	Hometown	Previous School
1	Kier Meredith	OF	L-L	5-10	180	So.	1VL	Winston-Salem, N.C.	Glenn HS
4	Grayson Byrd	INF	L-R	6-3	205	*Sr.	2VL	Milton, Ga.	Louisiana State University
5	Sam Hall	INF/OF	R-R	6-1	190	So.	1VL	Hampstead, N.C.	Topsail HS
6	Elijah Henderson	OF	R-R	5-11	170	*Fr.	RS	Greer, S.C.	Blue Ridge HS
8	Logan Davidson	SS	S-R	6-3	195	Jr.	2VL	Charlotte, N.C.	Providence HS
9	Jordan Greene	2B	R-R	5-8	160	Gr.	3VL	Fort Mill, S.C.	Charlotte Country Day (N.C.) School
10	Kyle Wilkie	C	R-R	5-11	205	Jr.	2VL	Cumming, Ga.	Creekview HS
11	Michael Green	OF	L-L	6-0	190	*So.	TR	Edgefield, S.C.	Florence-Darlington Technical College
12	Justin Wroblewski	LHP/OF	L-L	6-1	190	Fr.	HS	Canton, Ga.	Sequoyah HS
13	Bryce Teodosio	OF	R-L	6-3	215	So.	1VL	Simpsonville, S.C.	Mauldin HS
15	James Parker	INF	R-R	6-2	180	Fr.	HS	Anderson, S.C.	T.L. Hanna HS
16	Bo Majkowski	OF	L-R	5-10	205	So.	1VL	Johns Creek, Ga.	Johns Creek HS
17	Justin Hawkins	INF	R-R	6-3	205	*Sr.	1VL	Prosperity, S.C.	USC Sumter
19	Brooks Crawford	RHP	R-R	6-4	215	Sr.	3VL	Bishop, Ga.	Oconee County HS
20	Mat Clark	LHP	R-L	6-0	185	*So.	1VL	Hilton Head Island, S.C.	Hilton Head Island HS
22	Sam Weatherly	LHP	L-L	6-3	205	So.	1VL	Howell, Mich.	Howell HS
23	Carson Spiers	RHP	R-R	6-3	210	Jr.	2VL	Greenville, S.C.	Greenville HS
24	Mac Starbuck	INF	R-R	5-8	165	Fr.	HS	Easley, S.C.	Easley HS
25	Jackson Lindley	RHP	R-R	6-4	215	Fr.	HS	Anderson, S.C.	T.L. Hanna HS
26	Matt Cooper	OF/1B/C	R-R	6-2	210	So.	1VL	Virginia Beach, Va.	Norfolk Academy
27	Carter Raffield	RHP	R-R	6-5	230	Fr.	HS	Cochran, Ga.	Bleckley County HS
29	Spencer Strider	RHP	R-R	5-11	210	So.	1VL	Knoxville, Tenn.	Christian Academy of Knoxville
30	Davis Sharpe	RHP/1B	R-R	6-3	210	Fr.	HS	Dacula, Ga.	Mill Creek HS
31	Adam Hackenberg	C	R-R	6-1	240	Fr.	HS	Palmyra, Va.	Miller School of Albemarle
32	Jacob Hennessy	LHP	L-L	6-0	230	Jr.	2VL	Moore, S.C.	Dorman HS
35	Chad Fairey	INF/OF	L-R	6-2	210	Fr.	HS	Greenville, S.C.	Ninety Six HS
36	Sheldon Reed	RHP	L-R	6-3	205	*Jr.	RS	Bradley, S.C.	Spartanburg Methodist College
37	Ryne Huggins	LHP	R-L	6-4	225	*So.	1VL	Newberry, S.C.	Newberry HS
39	Travis Marr	RHP	R-R	6-3	210	*So.	1VL	Castle Rock, Colo.	Regis Jesuit HS
40	Owen Griffith	RHP	R-R	6-1	195	Jr.	2VL	Aiken, S.C.	South Aiken HS
41	Bo Gobin	RHP	R-R	5-11	195	*So.	1VL	Summerville, S.C.	Summerville HS
43	Connor O'Rear	RHP	R-R	6-4	180	*Fr.	RS	Aiken, S.C.	South Aiken HS
44	Bryar Hawkins	INF/RHP	R-R	6-0	190	Fr.	HS	Cumming, Ga.	West Forsyth HS
45	Holt Jones	RHP	R-R	6-8	215	So.	1VL	Santa Monica, Calif.	Santa Monica HS
46	Keyshawn Askew	LHP	L-L	6-3	165	Fr.	HS	Powder Springs, Ga.	McEachern HS
47	Matthew Lumsden	OF/1B	L-R	6-4	210	Fr.	HS	Simpsonville, S.C.	J.L. Mann HS
48	Luke Sommerfeld	RHP	R-R	6-6	240	*Gr.	TR	Elm Grove, Wis.	Saint Louis University
50	Andrew Coker	RHP	R-R	6-2	190	*So.	SQ	Hartsville, S.C.	Hartsville HS
51	Drew Donathan	C	R-R	6-0	210	So.	1VL	Charlotte, N.C.	Charlotte Christian School

* - spent one season as a redshirt player

Head Coach:

Assistant Coaches:

Volunteer Assistant Coach:

Student Assistant Coaches:

Director of Operations:

Director of Player Development:

Athletic Trainer:

Strength & Conditioning Coach:

Associate AD/Sport Supervisor:

Athletic Communications Contact:

Director of Equipment:

Academic Advisor:

Administrative Coordinator:

Supervisor of Athletic Grounds:

Bulpen Manager:

Bulpen Catchers:

Student Analytics Coordinator:

Student Equipment Managers:

- 18 Monte Lee (4th season • College of Charleston '00)
- 2 Bradley LeCroy (12th season • Clemson '01)
- 33 Andrew See (4th season • Ohio '02)
- 21 Greg Starbuck (4th season • Winston-Salem State '91)
- 3 Grant Cox (Sr. • Simpsonville, S.C.)
- 42 Will Lamb (Sr. • Seaford, Va.)
- Brad Owens (12th season • Anderson (S.C.) '06)
- Ben Paulsen (1st season • Clemson '18)
- Travis Johnston (11th season • Clemson '01)
- Rick Franzblau (5th season • Colgate '06)
- Kyle Young (12th season • Clemson '01)
- Brian Hennessy (21st season • Clemson '98)
- Mike Wilson (9th season • Clemson '02)
- Lindsey Ricketts (8th season • Clemson '04)
- Roberta Balliet (18th season)
- Mike Echols (18th season • Clemson '85)
- Jake Schuster (Gr. • Charlotte, N.C.)
- Mark Estes (Jr. • Mauldin, S.C.)
- Emmett McCauley (Fr. • Stroudsburg, Pa.)
- Drew Paszek (Sr. • Maryville, Tenn.)
- Zach Buchanan (Gr. • Dacula, Ga.)
- Gage Branham (Sr. • Lugoff, S.C.)
- Clay Marlar (Sr. • Carrollton, Ga.)
- Kevin Perez (Jr. • Atlanta, Ga.)
- Tadeusz Zmarzly (Jr. • Hilton Head Island, S.C.)
- Jake Rivera (So. • Congers, N.Y.)

° - includes three years (2003-05) as an assistant coach

ALPHABETICAL

#	Player	Pos.	Cl.
46	Keyshawn Askew	LHP	Fr.
4	Grayson Byrd	INF	*Sr.
20	Mat Clark	LHP	*So.
50	Andrew Coker	RHP	*So.
26	Matt Cooper	OF/1B/C	So.
19	Brooks Crawford	RHP	Sr.
8	Logan Davidson	SS	Jr.
51	Drew Donathan	C	So.
35	Chad Fairey	INF/OF	Fr.
41	Bo Gobin	RHP	*So.
11	Michael Green	OF	*So.
9	Jordan Greene	2B	Gr.
40	Owen Griffith	RHP	Jr.
31	Adam Hackenberg	C	Fr.
5	Sam Hall	INF/OF	So.
44	Bryar Hawkins	INF/RHP	Fr.
17	Justin Hawkins	INF	*Sr.
6	Elijah Henderson	OF	*Fr.
32	Jacob Hennessy	LHP	Jr.
37	Ryne Huggins	LHP	*So.
45	Holt Jones	RHP	So.
25	Jackson Lindley	RHP	Fr.
47	Matthew Lumsden	OF/1B	Fr.
16	Bo Majkowski	OF	So.
39	Travis Marr	RHP	*So.
1	Kier Meredith	OF	So.
43	Connor O'Rear	RHP	*Fr.
15	James Parker	INF	Fr.
27	Carter Raffield	RHP	Fr.
36	Sheldon Reed	RHP	*Jr.
30	Davis Sharpe	RHP/1B	Fr.
48	Luke Sommerfeld	RHP	*Gr.
23	Carson Spiers	RHP	Jr.
24	Mac Starbuck	INF	Fr.
29	Spencer Strider	RHP	So.
13	Bryce Teodosio	OF	So.
22	Sam Weatherly	LHP	So.
10	Kyle Wilkie	C	Jr.
12	Justin Wroblewski	LHP/OF	Fr.

PRONUNCIATIONS

#	Name	Pronunciation
41	Bo Gobin	GOH-bihn
2	Bradley LeCroy	luh-CROY
1	Kier Meredith	kee-AYR
48	Luke Sommerfeld	SUH-muhr-fehl
13	Bryce Teodosio	tee-oh-DOH-see-oh
12	Justin Wroblewski	roh-BLEH-skee

2019 POSITION ROSTER

CATCHERS

#	Player	Pos.	B-T	Hgt	Wgt	Cl.	Exp.	Hometown	Previous School
51	Drew Donathan	C	R-R	6-0	210	So.	1VL	Charlotte, N.C.	Charlotte Christian School
31	Adam Hackenberg	C	R-R	6-1	240	Fr.	HS	Palmyra, Va.	Miller School of Albemarle
10	Kyle Wilkie	C	R-R	5-11	205	Jr.	2VL	Cumming, Ga.	Creekview HS

INFIELDERS

#	Player	Pos.	B-T	Hgt	Wgt	Cl.	Exp.	Hometown	Previous School
4	Grayson Byrd	INF	L-R	6-3	205	*Sr.	2VL	Milton, Ga.	Louisiana State University
8	Logan Davidson	SS	S-R	6-3	195	Jr.	2VL	Charlotte, N.C.	Providence HS
35	Chad Fairey	INF/OF	L-R	6-2	210	Fr.	HS	Greenwood, S.C.	Ninety Six HS
9	Jordan Greene	2B	R-R	5-8	160	Gr.	3VL	Fort Mill, S.C.	Charlotte Country Day (N.C.) School
5	Sam Hall	INF/OF	R-R	6-1	190	So.	1VL	Hampstead, N.C.	Topsail HS
44	Bryar Hawkins	INF/RHP	R-R	6-0	190	Fr.	HS	Cumming, Ga.	West Forsyth HS
17	Justin Hawkins	INF	R-R	6-3	205	*Sr.	1VL	Prosperity, S.C.	USC Sumter
15	James Parker	INF	R-R	6-2	180	Fr.	HS	Anderson, S.C.	T.L. Hanna HS
24	Mac Starbuck	INF	R-R	5-8	165	Fr.	HS	Easley, S.C.	Easley HS

* - spent one season as a redshirt player

OUTFIELDERS

#	Player	Pos.	B-T	Hgt	Wgt	Cl.	Exp.	Hometown	Previous School
26	Matt Cooper	OF/1B/C	R-R	6-2	210	So.	1VL	Virginia Beach, Va.	Norfolk Academy
11	Michael Green	OF	L-L	6-0	190	*So.	TR	Edgefield, S.C.	Florence-Darlington Technical College
6	Elijah Henderson	OF	R-R	5-11	170	*Fr.	RS	Greer, S.C.	Blue Ridge HS
47	Matthew Lumsden	OF/1B	L-R	6-4	210	Fr.	HS	Simpsonville, S.C.	J.L. Mann HS
16	Bo Majkowski	OF	L-R	5-10	205	So.	1VL	Johns Creek, Ga.	Johns Creek HS
1	Kier Meredith	OF	L-L	5-10	180	So.	1VL	Winston-Salem, N.C.	Glenn HS
13	Bryce Teodosio	OF	R-L	6-3	215	So.	1VL	Simpsonville, S.C.	Mauldin HS

* - spent one season as a redshirt player

PITCHERS

#	Player	Pos.	B-T	Hgt	Wgt	Cl.	Exp.	Hometown	Previous School
46	Keyshawn Askew	LHP	L-L	6-3	165	Fr.	HS	Powder Springs, Ga.	McEachern HS
20	Mat Clark	LHP	R-L	6-0	185	*So.	1VL	Hilton Head Island, S.C.	Hilton Head Island HS
50	Andrew Coker	RHP	R-R	6-2	190	*So.	SQ	Hartsville, S.C.	Hartsville HS
19	Brooks Crawford	RHP	R-R	6-4	215	Sr.	3VL	Bishop, Ga.	Oconee County HS
41	Bo Gobin	RHP	R-R	5-11	195	*So.	1VL	Summerville, S.C.	Summerville HS
40	Owen Griffith	RHP	R-R	6-1	195	Jr.	2VL	Aiken, S.C.	South Aiken HS
32	Jacob Hennessy	LHP	L-L	6-0	230	Jr.	2VL	Moore, S.C.	Dorman HS
37	Ryne Huggins	LHP	R-L	6-4	225	*So.	1VL	Newberry, S.C.	Newberry HS
45	Holt Jones	RHP	R-R	6-8	215	So.	1VL	Santa Monica, Calif.	Santa Monica HS
25	Jackson Lindley	RHP	R-R	6-4	215	Fr.	HS	Anderson, S.C.	T.L. Hanna HS
39	Travis Marr	RHP	R-R	6-3	210	*So.	1VL	Castle Rock, Colo.	Regis Jesuit HS
43	Connor O'Rear	RHP	R-R	6-4	180	*Fr.	RS	Aiken, S.C.	South Aiken HS
27	Carter Raffield	RHP	R-R	6-5	230	Fr.	HS	Cochran, Ga.	Bleckley County HS
36	Sheldon Reed	RHP	L-R	6-3	205	*Jr.	RS	Bradley, S.C.	Spartanburg Methodist College
30	Davis Sharpe	RHP/1B	R-R	6-3	210	Fr.	HS	Dacula, Ga.	Mill Creek HS
48	Luke Sommerfeld	RHP	R-R	6-6	240	*Gr.	TR	Elm Grove, Wis.	Saint Louis University
23	Carson Spiers	RHP	R-R	6-3	210	Jr.	2VL	Greenville, S.C.	Greenville HS
29	Spencer Strider	RHP	R-R	5-11	210	So.	1VL	Knoxville, Tenn.	Christian Academy of Knoxville
22	Sam Weatherly	LHP	L-L	6-3	205	So.	1VL	Howell, Mich.	Howell HS
12	Justin Wroblewski	LHP/OF	L-L	6-1	190	Fr.	HS	Canton, Ga.	Sequoyah HS

* - spent one season as a redshirt player

Head Coach:

Assistant Coaches:

Volunteer Assistant Coach:

Student Assistant Coaches:

Director of Operations:

Director of Player Development:

Athletic Trainer:

Strength & Conditioning Coach:

Associate AD/Sport Supervisor:

Athletic Communications Contact:

Director of Equipment:

Academic Advisor:

Administrative Coordinator:

Supervisor of Athletic Grounds:

Bulpen Manager:

Bulpen Catchers:

Student Analytics Coordinator:

Student Equipment Managers:

- Monte Lee (4th season • College of Charleston '00)
- Bradley LeCroy (*12th season • Clemson '01)
- Andrew See (4th season • Ohio '02)
- Greg Starbuck (4th season • Winston-Salem State '91)
- Grant Cox (Sr. • Simpsonville, S.C.)
- Will Lamb (Sr. • Seaford, Va.)
- Brad Owens (12th season • Anderson (S.C.) '06)
- Ben Paulsen (1st season • Clemson '18)
- Travis Johnston (11th season • Clemson '01)
- Rick Franzblau (5th season • Colgate '06)
- Kyle Young (12th season • Clemson '01)
- Brian Hennessy (21st season • Clemson '98)
- Mike Wilson (9th season • Clemson '02)
- Lindsey Ricketts (8th season • Clemson '04)
- Roberta Balliet (18th season)
- Mike Echols (18th season • Clemson '85)
- Jake Schuster (Gr. • Charlotte, N.C.)
- Mark Estes (Jr. • Mauldin, S.C.)
- Emmett McCauley (Fr. • Stroudsburg, Pa.)
- Drew Paszek (Sr. • Maryville, Tenn.)
- Zach Buchanan (Gr. • Dacula, Ga.)
- Gage Branham (Sr. • Lugoff, S.C.)
- Clay Marlar (Sr. • Carrollton, Ga.)
- Kevin Perez (Jr. • Atlanta, Ga.)
- Tadeusz Zmarzly (Jr. • Hilton Head Island, S.C.)
- Jake Rivera (So. • Congers, N.Y.)

° - includes three years (2003-05) as an assistant coach

PLAYERS BY STATE

SOUTH CAROLINA (19)

20	Mat Clark	Hilton Head Island
50	Andrew Coker	Hartsville
35	Chad Fairey	Greenwood
41	Bo Gobin	Summerville
11	Michael Green	Edgefield
9	Jordan Greene	Fort Mill
40	Owen Griffith	Aiken
17	Justin Hawkins	Prosperity
6	Elijah Henderson	Greer
32	Jacob Hennessy	Moore
37	Ryne Huggins	Newberry
25	Jackson Lindley	Anderson
47	Matthew Lumsden	Simpsonville
43	Connor O'Rear	Aiken
15	James Parker	Anderson
36	Sheldon Reed	Bradley
23	Carson Spiers	Greenville
24	Mac Starbuck	Easley
13	Bryce Teodosio	Simpsonville

GEORGIA (9)

46	Keyshawn Askew	Powder Springs
4	Grayson Byrd	Milton
19	Brooks Crawford	Bishop
44	Bryar Hawkins	Cumming
16	Bo Majkowski	Johns Creek
27	Carter Raffield	Cochran
30	Davis Sharpe	Dacula
10	Kyle Wilkie	Cumming
12	Justin Wroblewski	Canton

NORTH CAROLINA (4)

8	Logan Davidson	Charlotte
51	Drew Donathan	Charlotte
5	Sam Hall	Hampstead
1	Kier Meredith	Winston-Salem

VIRGINIA (2)

26	Matt Cooper	Virginia Beach
31	Adam Hackenberg	Palmyra

CALIFORNIA (1)

45	Holt Jones	Santa Monica
----	------------	--------------

COLORADO (1)

39	Travis Marr	Castle Rock
----	-------------	-------------

MICHIGAN (1)

22	Sam Weatherly	Howell
----	---------------	--------

TENNESSEE (1)

29	Spencer Strider	Knoxville
----	-----------------	-----------

WISCONSIN (1)

48	Luke Sommerfeld	Elm Grove
----	-----------------	-----------

2019 OUTLOOK

Head coach **Monte Lee** is in his fourth season at the helm of the Clemson program with some remarkable accomplishments already on his resumé. His 133 wins in three seasons are eighth most in the nation and Clemson is one of just five programs in the country with 42+ wins each of the last three years. The program, one of just four in the nation to host a regional each of the last three seasons, is on strong footing with the 42-year old mentor.

The 2019 Tigers, ranked as high as No. 14 in the preseason by Baseball America, look to break through and advance past the regional round with Lee as well as assistant coaches **Bradley LeCroy**, **Andrew See** and **Greg Starbuck** leading the squad. LeCroy, the recruiting coordinator who is in his 12th year at Clemson, played a big role in the Tigers' 2018 recruiting class (2019 newcomers) that was rated No. 7 in the nation by Collegiate Baseball.

See, Clemson's pitching coach, oversees a veteran starting rotation in 2019. Of the eight Tigers who made a start on the mound in 2018, seven return. However, the Tigers must replace two of the ACC's best relievers in All-American Ryley Gilliam and Ryan Miller. Starbuck assists the hitters and is in his fourth season at Clemson and 18th overall.

The Tigers look to repeat as ACC regular-season champion after sharing that title in 2018. It was the first time Clemson had at least a share of that title since 2006 thanks in large part to finishing second in the nation in homers per game, setting the school record for fielding percentage (.975) and totaling a Clemson-record 16 one-run wins behind a strong bullpen and timely hitting.

"We are experienced on the front line of our staff, but we must fill key roles in the bullpen in 2019," said Lee. "We also lost some of the most productive hitters we've had here, including Seth Beer and Chris Williams, two players who combined for 96 homers and 338 RBIs the last three seasons.

"We hit 98 home runs last year, but with the loss of players who combined for over half of them, we need to be more aggressive on the bases, utilize our speed and be a good situational-hitting team. We also need to replace all three starters in the outfield.

"I'm very excited about the group of newcomers that has joined the team. Our coaches have done a tremendous job in bringing in some of the most talented and hard-working players in the country. The key is getting those players ready for the ACC battles."

The 2019 schedule features 33 home games and four neutral-site games at minor league parks, including two games in Greenville, S.C., and single games in Columbia, S.C., and Charlotte N.C. Eighteen of the Tigers' first 21 contests are at home, then 20 of the next 32 games are away from home. The season begins Feb. 15 with a three-game home series against South Alabama. Twelve teams participate in the ACC Tournament at Durham (N.C.) Bulls Athletic Park.

CATCHERS

Junior **Kyle Wilkie** (Cumming, Ga.) emerged as one of Clemson's top offensive threats and a dependable catcher in 2018. He ended the season on a 29-game hitting streak, fourth longest in school history, and batted a team-high .324 with five homers and 40 RBIs. As catcher in almost every inning last season, he allowed just 26 steals in 42 attempts.

Sophomore **Drew Donathan** (Charlotte, N.C.) played only 11 games as a freshman in 2018 and is slated to miss the 2019 season due to a leg injury.

CATCHERS

#	Player	B-T	Cl.	BA	HR	RBI
51	Drew Donathan	R-R	So.	.263	0	2
31	Adam Hackenberg	R-R	Fr.	----	----	----
10	Kyle Wilkie	R-R	Jr.	.324	5	40

Note: Stats are from the 2018 season.

PRESEASON POLLS

BA	CB	D1	PG	USA	School	2018 W-L
2	1	2	1	1	Louisiana State	39-27
1	2	1	3	2	Vanderbilt	35-27
4	6	6	9	3	Florida	49-21
8	4	3	5	4	Texas Tech	45-20
10	7	8	2	5	Oregon State	55-12-1
5	8	7	6	6	North Carolina	44-20
3	3	5	4	7	UCLA	38-21
11	9	4	8	8	Louisville	45-19
7	5	12	7	9	Stanford	46-12
13	11	10	10	10	Mississippi	48-17
6	10	13	14	11	Florida State	43-19
18	25	16	13	12	Arkansas	48-21
15	13	9	22	13	Georgia	39-21
12	---	11	11	14	East Carolina	44-18
9	---	14	17	15	Mississippi State	39-29
19	14	23	---	16	Texas	42-23
---	19	19	16	17	TCU	33-23
16	21	15	12	18	Baylor	37-21
14	15	24	24	19	Clemson	47-16
17	23	22	15	20	Auburn	43-23
---	16	18	18	21	Oklahoma State	31-26-1
23	12	21	25	22	Coastal Carolina	43-19
---	22	---	21	23	NC State	42-18
---	18	25	---	24	Cal State Fullerton	36-25
20	---	17	19	25	Michigan	33-21
---	17	---	---	---	Georgia Tech	31-27
---	---	---	20	---	Connecticut	37-22-1
22	20	---	---	---	Duke	45-18
---	---	20	---	---	Wake Forest	25-32
21	---	---	---	---	Southern Mississippi	44-18
25	---	---	23	---	UC Irvine	32-24
24	---	---	---	---	Minnesota	44-15
---	24	---	---	---	Missouri State	40-17

Freshman **Adam Hackenberg** (Palmyra, Va.), brother of former Penn State quarterback Christian Hackenberg, was drafted in the 39th round by the Royals after being named state player-of-the-year and will compete for innings behind the plate with one of the top arms in the league.

INFIELDERS

The Tigers return several veterans in the infield. The leader of that group is junior shortstop **Logan Davidson** (Charlotte, N.C.), who was a third-team All-American in 2018. He hit .292 with 18 doubles, 15 homers, 46 RBIs, 60 runs, a .408 on-base percentage and 10 steals last season, and he also committed just eight errors, good for a stellar .971 fielding percentage. The switch-hitter, who is a preseason first-team All-American and one of two team co-captains in 2019, has started all 126 career games as well.

Senior **Grayson Byrd** (Milton, Ga.) has the versatility to play any infield position and will vie for the starting role at first base in 2019. The son of former major league righthander Paul Byrd is hitting .266 with 10 homers and 46 RBIs in 105 games in his two active seasons as a Tiger.

Another veteran infielder is graduate **Jordan Greene** (Fort Mill, S.C.), who was the starter at second base in 38 games in 2019. His steady play in the field and clutch hitting at the plate, including a walkoff homer against No. 13 Florida State and walkoff single in the Clemson Regional a year ago, are reasons he is in the mix to start at second base.

Sophomore **Sam Hall** (Hampstead, N.C.) is a leading candidate to start at third base, and he also has the athleticism to play in the outfield. He had two homers, four doubles and eight steals in 25 games in 2018. He also committed just one error in 43 chances, including none in 17 chances as an infielder.

Senior **Justin Hawkins** (Prosperity, S.C.) is one of the team's strongest hitters. He totaled three doubles, two homers and eight RBIs in 21 games, and he committed just one error, good for a .968 fielding percentage. He has the versatility to play at third base and second base.

First-year freshmen **Mac Starbuck** (Easley, S.C.), son of Clemson's volunteer assistant coach who showed a

stead glove in the fall, **Chad Fairey** (Greenwood, S.C.), **Bryar Hawkins** (Cumming, Ga.) and **James Parker** (Anderson, S.C.) are four more infielders who look to contribute in 2019.

Fairey, who can also play in the outfield, was a three-time all-state selection at Ninety Six High School whose uncle, Burke, played baseball at Clemson and father, Clint, played baseball at Western Carolina. Hawkins, like Fairey, showed flashes of power in the fall after a all-state career at West Forsyth High School. Hawkins will also compete for innings on the mound. Parker is the son of former Tiger pitcher Tim Parker.

OUTFIELDERS

Clemson's inexperienced outfield is led by two speedy sophomores, **Kier Meredith** (Winston-Salem, N.C.) and **Bryce Teodosio** (Simpsonville, S.C.). Both showed flashes of their potential in limited action in 2018, and both have the ability to be everyday outfielders in 2019.

Meredith battled two injuries as a freshman and had a .411 on-base percentage and four steals in 13 games. He reached base via a hit, walk or hit-by-pitch in all 12 of his starts. Teodosio was Clemson's best defensive outfielder in 2018, but he suffered an injury in early May and missed the rest of the season. He hit four homers and led the team in games off the bench (13).

Matt Cooper (Virginia Beach, Va.) played only seven games in his primary role as a catcher in 2018. The sophomore will compete for playing time in the outfield as well as at first base and catcher.

Sophomore **Bo Majkowski** (Johns Creek, Ga.), son of former NFL quarterback Don Majkowski, played only two games in 2018 as a member of the ACC Academic Honor Roll. Freshman **Elijah Henderson** (Greer, S.C.) redshirted as a member of the developmental squad, then was named to the Coastal Plain League Select Team in the summer.

First-year Tiger **Michael Green** (Edgefield, S.C.) is an athletic sophomore who will vie for a starting outfield spot. He showed flashes of an all-around game in the fall.

Freshman **Matthew Lumsden** (Simpsonville, S.C.) was a first-team all-state selection at J.L. Mann High School. He was limited due to injury in the fall, but has the size and ability to make an impact in 2019.

PITCHERS

A total of 20 pitchers, including 11 who have pitched in a game for the Tigers, are on the 2019 roster. Returning pitchers have combined for 49 career starts, 47 of which came in the 2018 season.

Senior righty **Brooks Crawford** (Bishop, Ga.) became a dependable weekend starter in 2018 and had an 8-2 record with a 3.24 ERA and 58 strikeouts against 18 walks in 80.2 innings pitched. He tied for the ACC lead in wins, and Clemson had a 14-2 record in his 16 starts. In his career, he is 15-2 with a 3.07 ERA in 149.1 innings pitched.

Junior lefty **Jacob Hennessy** (Moore, S.C.) is a steady Tiger who started on Fridays in 2018. He had a 3.91 ERA and 54 strikeouts against 14 walks in 71.1 innings pitched. His command and breaking ball are big reasons he has 91 strikeouts against 25 walks in his career.

INFIELDERS

#	Player	B-T	Cl.	BA	HR	RBI
4	Grayson Byrd	L-R	*Sr.	.243	9	26
8	Logan Davidson	S-R	Jr.	.292	15	46
35	Chad Fairey	L-R	Fr.	----	----	----
9	Jordan Greene	R-R	Gr.	.250	5	21
5	Sam Hall	R-R	So.	.239	2	7
44	Bryar Hawkins	R-R	Fr.	----	----	----
17	Justin Hawkins	R-R	*Sr.	.200	2	8
15	James Parker	R-R	Fr.	----	----	----
24	Mac Starbuck	R-R	Fr.	----	----	----

* - spent one season as a redshirt player; Note: Stats are from the 2018 season.

2019 OUTLOOK

Sophomore righthander **Spencer Strider** (Knoxville, Tenn.) is one of the team's top professional prospects. He was 5-2 with a team-high 70 strikeouts and a .215 opponents' batting in 22 appearances, but will miss the 2019 season due to an arm injury.

Junior righty **Carson Spiers** (Greenville, S.C.) returns as the team's top reliever. In 2018, he made a team-high 29 appearances, all out of the bullpen, and had four saves. He was 2-2 with a 2.08 ERA and .149 opponents' batting average thanks to his unorthodox delivery and command. In 2019, he is one of the team's two co-captains.

Sophomore **Mat Clark** (Hilton Head Island, S.C.) emerged as a valuable lefthander out of the bullpen in 2018. He had a 4-0 record, 1.69 ERA and .217 opponents' batting average in 19 appearances. He also had 23 strikeouts against only four walks.

Sophomore righthander **Travis Marr** (Castle Rock, Colo.) filled a need as a long reliever a season ago, as he had a 6-2 record in 44.2 innings pitched. He will be counted on in the same role in 2019.

Junior righty **Owen Griffith** (Aiken, S.C.) had a save and 18 strikeouts in 14.2 innings pitched over 12 relief appearances in 2018. He will vie for innings out of the bullpen in 2019.

Like Griffith, sophomore lefty **Sam Weatherly** (Howell, Mich.) looks to contribute out of the bullpen in 2019. He showed flashes of dominance in the fall after making eight appearances in 2018.

Sophomore righties **Holt Jones** (Santa Monica, Calif.) and **Bo Gobin** (Summerville, S.C.) are two more righty relievers who will vie for innings out of the bullpen. Jones, who was 2-0 with a 4.41 ERA in 2018, has a big upside with his 6'8" frame. Gobin's sidearm delivery makes him an asset against righthanded batters.

Sophomore **Ryne Huggins** (Newberry, S.C.) was a matchup lefty who made 10 relief appearances in 2018 and looks to provide the same role in 2019.

Sophomore **Andrew Coker** (Hartsville, S.C.), freshman **Connor O'Rear** (Aiken, S.C.) and junior **Sheldon Reed** (Bradley, S.C.) are three righties who were a part of the program in 2018 but did not appear in a game. All three, including the hard-throwing Reed, who was a hitter on last year's team, will compete for innings out of the bullpen in 2019.

Righthander **Luke Sommerfeld** (Elm Grove, Wis.) is a graduate transfer from Saint Louis, where he played four seasons. He was 4-2 with four saves, a 4.13 ERA and 91 strikeouts in 104.2 innings pitched.

Righties **Jackson Lindley** (Anderson, S.C.), **Carter Raffield** (Cochran, Ga.) and **Davis Sharpe** (Dacula, Ga.) are freshmen who have the coaches excited. Lindley was a North-South All-Star Game selection after a standout

OUTFIELDERS

#	Player	B-T	Cl.	BA	HR	RBI
26	Matt Cooper	R-R	So.	.286	0	0
11	Michael Green	L-L	*So.	----	--	--
6	Elijah Henderson	R-R	*Fr.	----	--	--
47	Matthew Lumsden	L-R	Fr.	----	--	--
16	Bo Majkowski	L-R	So.	.000	0	0
1	Kier Meredith	L-L	So.	.195	1	5
13	Bryce Teodosio	R-L	So.	.165	4	9

* - spent one season as a redshirt player; Note: Stats are from the 2018 season.

career T.L. Hanna High School, respectively. Raffield is a hard thrower who is slated to miss the 2019 season due to an arm injury. Sharpe, also an outfielder, showed coaches in the fall why he could make an instant impact in 2019 after being drafted in the 34th round by the Pirates.

The Tigers also signed lefties **Keyshawn Askew** (Powder Springs, Ga.) and **Justin Wroblewski** (Canton, Ga.), freshmen who are slated to contribute out of the bullpen in 2019. Askew and his delivery will challenge lefthanded batters. Wroblewski, who was drafted in the 36th round by the Mariners, is also an outfielder who showed off his athletic ability in the fall.

PITCHERS

#	Player	T	Cl.	ERA	W-L	SV	IP
46	Keyshawn Askew	L	Fr.	----	----	--	----
20	Mat Clark	L	*So.	1.69	4-0	0	21.1
50	Andrew Coker	R	*So.	----	----	--	----
19	Brooks Crawford	R	Sr.	3.24	8-2	0	80.2
41	Bo Gobin	R	*So.	15.00	0-0	0	3.0
40	Owen Griffith	R	Jr.	6.14	0-0	1	14.2
32	Jacob Hennessy	L	Jr.	3.91	4-3	0	71.1
37	Ryne Huggins	L	*So.	9.82	0-0	0	3.0
45	Holt Jones	R	So.	4.41	2-0	0	16.1
25	Jackson Lindley	R	Fr.	----	----	--	----
39	Travis Marr	R	*So.	6.04	6-2	0	44.2
43	Connor O'Rear	R	*Fr.	----	----	--	----
27	Carter Raffield	R	Fr.	----	----	--	----
36	Sheldon Reed	R	*Jr.	----	----	--	----
30	Davis Sharpe	R	Fr.	----	----	--	----
48	Luke Sommerfeld	R	*Gr.	----	----	--	----
23	Carson Spiers	R	Jr.	2.08	2-2	4	43.1
29	Spencer Strider	R	So.	4.76	5-2	1	51.0
22	Sam Weatherly	L	So.	6.64	0-0	0	20.1
12	Justin Wroblewski	L	Fr.	----	----	--	----

* - spent one season as a redshirt player; Note: Stats are from the 2018 season.

2019 QUICK FACTS

GENERAL INFORMATION

Institution	Clemson University
Nickname	Tigers
Location	Clemson, S.C. 29633
Colors	Tiger Orange & Regalia
Founded	1889
Enrollment	24,387
President	Dr. James P. Clements (Maryland-Baltimore County '85)
Director of Athletics	Dan Radakovich (Indiana (Pa.) '80) Office Phone - 864-656-1935 Email - drad@clemson.edu
Conference (Division)	Atlantic Coast Conference (Atlantic Division)
Stadium (Capacity)	Doug Kingsmore Stadium (Natural Grass) (6,272)
Field Dimensions	LL - 310, LC - 360, C - 390, RC - 365, RL - 320
Ticket Office Phone Number	864-656-2118 or 1-800-CLEMSON

BASEBALL STAFF

Head Coach	Monte Lee (College of Charleston '00) 133-57 (3 seasons)
Record at Clemson	409-202 (10 seasons)
Overall Record	Office Phone - 864-656-1947
Best Time to Contact Lee	Weekday Mornings
Assistant Coach & Recruiting Coordinator	Bradley LeCroy (Clemson '01) Office Phone - 864-656-1950
Assistant Coach	Andrew See (Ohio '02) Office Phone - 864-656-1948
Volunteer Assistant Coach	Greg Starbuck (Winston-Salem State '91)
Student Assistant Coaches	Grant Cox (Sr. • Simpsonville, S.C.) Will Lamb (Sr. • Seaford, Va.)
Director of Operations	Brad Owens (Anderson (S.C.) '06) Office Phone - 864-656-1691 Email - owens4@clemson.edu
Director of Player Development	Ben Paulsen (Clemson '18) Email - bpaulse@clemson.edu
Associate Athletic Director/Administration	Kyle Young (Clemson '02) Office Phone - 864-656-1989 Email - kmyoung@clemson.edu
Administrative Coordinator	Roberta Balliet Office Phone - 864-656-1940 Email - rballie@clemson.edu
Athletic Trainer	Travis Johnston (Clemson '01)
Equipment Manager	Mike Wilson (Clemson '02)
Strength & Conditioning Coach	Rick Franzblau (Colgate '06)
Supervisor of Athletic Facilities	Robbie Phillips (Clemson '08)
Supervisor of Athletic Grounds	Mike Echols (Clemson '85)

ATHLETIC COMMUNICATIONS INFORMATION

Mailing Address	P.O. Box 31; Clemson, S.C. 29633
Overnight Address	Jervy Athletic Center; 100 Perimeter Road; Clemson, S.C. 29633
Website	ClemsonTigers.com
Twitter/Instagram/Snapchat	@ClemsonBaseball
Facebook	ClemsonBaseball
Associate Athletic Director/Director of Athletic Communications	TBA
Associate Athletic Director/Creative Solutions	Jonathan Gantt (Middle Tennessee '08) Office Phone - 864-656-1626 Email - jdgant@clemson.edu
Assistant Athletic Director/Director of Football Communications	Ross Taylor (Missouri '10) Office Phone - 864-656-9767 Cell Phone - 972-741-7778 Email - rt5@clemson.edu
Senior Associate Director of Athletic Communications & Baseball Contact	Brian Hennessy (Clemson '98) Office Phone - 864-656-1921 Cell Phone - 864-986-9046 Email - bhennes@clemson.edu
Associate Director of Athletic Communications	Libby Kehn (Clemson '02) Office Phone - 864-656-4218 Email - elizabk@clemson.edu
Assistant Director of Athletic Communications	Ben Winterrowd (Western Illinois '11) Office Phone - 864-656-1985 Email - winter@clemson.edu
Assistant Director of Athletic Communications	Megan Barnes (Missouri '17) Office Phone - 864-656-1924 Email - mbarne9@clemson.edu
Director of Creative Solutions, Design & Digital	Jeff Kallin (Clemson '07) Office Phone - 864-656-1920 Email - kallin@clemson.edu
Director of Creative Solutions, Video Production	Nik Conklin (LIU Brooklyn '12) Office Phone - 864-656-2956 Email - nconkli@clemson.edu
Associate Director of Creative Solutions	Mark Majewski (Michigan '05) Cell Phone - 734-812-5480 Email - mrmajew@clemson.edu

2019 TEAM INFORMATION

Lettermen Returning	22
Lettermen Lost	12
2018 Starting Position Players Returning (3)	Logan Davidson (SS), Jordan Greene (2B), Kyle Wilkie (C)
2018 Starting Position Players Lost (5)	Seth Beer (RF), Patrick Cromwell (3B), Robert Jolly (DH), Drew Wharton (LF,CF), Chris Williams (1B)
2018 Starting Pitchers Returning (4)	Brooks Crawford (R), Jacob Hennessy (L), Spencer Strider (R), Sam Weatherly (L)
2018 Starting Pitchers Lost (1)	Jake Higginbotham (L)
2018 All-Americans Returning (1)	Logan Davidson (SS)
2018 All-Americans Lost (2)	Seth Beer (OF), Ryley Gilliam (RP)
2018 All-ACC Players Returning (3)	Grayson Byrd (DH/UT), Logan Davidson (SS), Kyle Wilkie (C)
2018 All-ACC Players Lost (3)	Seth Beer (OF), Ryley Gilliam (RP), Chris Williams (1B)

RETURNING LEADERS

Batting Average	Kyle Wilkie (.324)
Games	Logan Davidson (63)
Runs	Logan Davidson (60)
Hits	Logan Davidson (73)
Doubles	Logan Davidson (18)
Triples	Kier Meredith (1)
Home Runs	Logan Davidson (15)
RBIs	Logan Davidson (46)
Stolen Bases	Logan Davidson (10)
ERA	Carson Spiers (2.08)
Wins	Brooks Crawford (8)
Appearances	Carson Spiers (29)
Saves	Carson Spiers (4)
Innings Pitched	Brooks Crawford (80.2)
Strikeouts	Spencer Strider (70)

2018 REVIEW

Record	47-16 Overall, 28-9 Home, 15-5 Away, 4-2 Neutral
ACC Regular-Season Record (Finish)	22-8 (1st (Atlantic))
ACC Tournament Record (Finish)	2-1 (T-3rd)
NCAA Tournament Record	2-2 in Clemson (S.C.) Regional
Best Final Ranking	No. 12 by Perfect Game
Best Weekly Ranking	No. 2 by Collegiate Baseball (May 28)
Record vs. Top-25 Ranked Teams	11-9

2018 TOP-25 NCAA STAT FINISHES

Team/Player	Category	Stat	Rank
Clemson	HR/Game	1.56	2
Clemson	Home Runs	98	T-3
Clemson	Winning %	74.6	5
Clemson	Walks	350	6
Clemson	Wins	47	7
Clemson	Slugging %	.451	25
Seth Beer	Home Runs	22	5
Seth Beer	HR/Game	0.35	10
Seth Beer	Walks	54	T-12
Chris Williams	RBI	72	T-12
Chris Williams	Home Runs	18	T-17
Chris Williams	RBI/Game	1.14	T-22

GLOSSARY

ADKINS, RUSTY

Former Clemson great and infielder Rusty Adkins had his jersey retired and was inducted into the Clemson Baseball Ring of Honor during ceremonies prior to the Florida State game on April 24, 1998. Adkins is the only three-time All-American in Tiger baseball history, as he wore #3 from 1965-67.

Adkins hit safely in 41 consecutive games over two seasons, still tied for the seventh-longest streak in NCAA history and longest in both ACC and Tiger history. He had to go to his last at-bat to get a hit just three times. In 23 of the games, he had at least two hits. He was 74-for-169 (.438) during the streak that lasted from April 10, 1965 to May 17, 1966.

The versatile player of the wooden-bat era hit .444 as a sophomore, a record (minimum 100 at-bats) that lasted until 2002, when national player-of-the-year Khalil Greene batted .470. Adkins hit .379 in his career, an ACC record for the wooden-bat era. He earned his degree from Clemson in industrial management in 1967 and later earned a master's degree from the Clemson-Furman MBA program in 1972. He is also a member of the state of South Carolina Athletic Hall of Fame.

In 2002, he was named to the ACC's 50-Year Anniversary team, the second-oldest Clemson athlete in any sport selected. Citing his age is a compliment to Adkins, as it shows how his accomplishments have stood the test of time.

LONGEST DIVISION I HITTING STREAKS

Rk	Player	School	Year(s)	HS
1.	Robin Ventura	Oklahoma State	1987	58
2.	Garrett Wittels	Florida International	2010	56
3.	Phil Stephenson	Wichita State	1981	47
	Kenton Parmley	Southeast Missouri State	2011-12	47
5.	Roger Schmuck	Arizona State	1971	45
6.	Chuck Abbott	Austin Peay	1996	42
7.	Rusty Adkins	Clemson	1965-66	41
	Todd Nace	Southern Mississippi	1989-90	41
	Michael Campo	Penn State	2000	41
	Jarod Berggren	Northern Colorado	2010	41

ALL-STAR GAME MVP

The most impressive performance in a professional league all-star game in any sport by a former Tiger athlete was achieved on July 8, 1958. Pitching in his home stadium in Baltimore for the American League, former Tiger Billy O'Dell faced nine National League batters and retired all nine over the last three innings, helping the American League to a 4-3 win.

The list of players O'Dell retired included five future hall of fame players, Willie Mays, Stan Musial, Hank Aaron, Ernie Banks and Bill Mazeroski. He struck out two and allowed just one ball hit out of the infield. While Major League Baseball does not recognize an All-Star Game MVP until 1962, O'Dell was presented an MVP trophy that was sponsored by a local newspaper.

O'Dell pitched 13 years (1954,56-67) in the majors. His best year was in 1962 when he had a 19-14 record, 195 strikeouts and 20 complete games for the San Francisco Giants. Only Warren Spahn had more complete games among National Leaguers. O'Dell was also fifth in the National League in strikeouts. Three of the four pitchers ahead of him were Sandy Koufax, Don Drysdale and Bob Gibson.

O'Dell started game-one of the 1962 World Series against the Yankees and Whitey Ford. He lost that game, but he did record a save in game four.

BATTERS O'DELL RETIRED IN THE 1958 ALL-STAR GAME

Player	Play
Johnny Logan	L-9
Willie Mays	6-3
Lee Walls	4-3
Stan Musial	6-3
Hank Aaron	6-3
Ernie Banks	K
Frank Thomas	P-2
Bill Mazeroski	K
Del Crandall	P-4

ATTENDANCE

Clemson has been outstanding at Doug Kingsmore Stadium. Since it opened in 1970, the Tigers are 398-130 in ACC regular-season games, a 75.4 winning percentage, and 1191-328 overall, a 78.4 winning percentage. That is 1,519 games played at Doug Kingsmore Stadium entering the 2019 season.

The success can be attributed in part to the tremendous fan support from Tiger faithful. Clemson has finished each of the last 25 seasons in the top 20 in the nation in average attendance. That includes top-15 finishes each of the last 17 seasons. Clemson was No. 8 in the nation in 2018 with an average of a school-record 4,984 fans for its 34 home dates.

The Tiger single-game attendance record was set on Sunday, March 6, 2016 against No. 18 South Carolina. The attendance that afternoon that saw Clemson defeat the Gamecocks 4-1 was 6,524.

To order season tickets, which includes a reserved seat and the right to reserve the seat if the Tigers host an NCAA Regional, call 1-800-CLEMSON or log on to ClemsonTigers.com.

BOB BRADLEY AWARD

For the 19th year in a row, the Tiger MVP of the 2019 Clemson vs. South Carolina series receives the Bob Bradley Award. South Carolina's top player is presented the Tom Price Award. The presentation is made after the final regular-season game between the two rivals.

Both Bradley and Price had a tremendous positive influence on the baseball programs at Clemson and South Carolina as the school's sports information directors. Bradley passed away on Oct. 30, 2000. He served as the Tigers' baseball athletic communications director for 45 years and still served as Clemson's official scorer for most of the 2000 season. He also was inducted into Clemson's prestigious Ring of Honor in 2005. Price passed away on Feb. 1, 2008 at the age of 81 after 45 years of service to the Gamecock program.

The 2018 Bob Bradley Award winner was sophomore shortstop Logan Davidson, who was 3-for-6 with a homer, double, two RBIs, five runs, eight walks and two steals in the series.

BOB BRADLEY AWARD & TOM PRICE AWARD WINNERS

Year	Bob Bradley Award	Tom Price Award
2001	Jeff Baker, 3B	Drew Meyer, SS
2002	Michael Johnson, 1B	Yaron Peters, 1B
2003	Michael Johnson, 1B	Aaron Rawl, RHP
2004	Herman Demmink, 2B	Steve Pearce, 3B
2005	Tyler Colvin, OF	Steve Pearce, 3B
2006	Daniel Moskos, LHP	Neil Giesler, 1B
2007	Wilson Boyd, OF	Justin Smoak, 1B
2008	Wilson Boyd, OF	Nick Godwin, RHP
2009	Kyle Parker, OF	DeAngelo Mack, OF
2010	Chris Epps, OF	Jackie Bradley Jr., OF
2011	Spencer Kieboom, C	Jake Williams, DH
2012	Richie Shaffer, 3B	Adam Matthews, OF
2013	Clate Schmidt, RHP	Jordan Montgomery, LHP
2014	Tyler Slaton, OF	Grayson Greiner, C
2015	Brody Koerner, RHP	Jack Wynkoop, LHP
2016	Chase Pinder, OF	Clarke Schmidt, RHP
2017	Seth Beer, OF	TJ Hopkins, OF
2018	Logan Davidson, SS	Adam Hill, RHP

BUSH, GEORGE

Not the 43rd United States president, but the 41st president played baseball against Clemson. During the 1947 NCAA Tournament, the Tigers traveled to Yale for an Elite Eight game against the Bulldogs and first-baseman George Bush. Bush went 1-for-4 that day in helping Yale to a 7-3 victory, allowing the Bulldogs to advance to the College World Series (then only four teams). It ended Clemson's Southern Conference championship season at 24-5. Years later when he came to Clemson to speak, sports information director Bob Bradley presented Bush with a laminated and framed copy of the scorebook from that game.

For the first time since 1992, Clemson faced Yale in 2017 when the Bulldogs traveled to Tigertown for a two-game series on March 14,15. It was also the first meetings at Clemson since 1964.

CANNON, DANNY

A popular Clemson baseball tradition that began in the late 1990s was the singing of "Take Me Out to the Ballgame" during the "Seventh-Inning Stretch." The singer of this popular baseball tune is Danny Cannon, Clemson's version of Harry Caray.

Cannon is a fan-favorite who worked in many capacities at Clemson. By day, he was an assistant manager for day-to-day operations in the Tigers' athletic facilities, a job he held for 25 years. He lent a helping hand in whatever needed to be done.

The 63-year-old, die-hard Tiger fan boisterously cheers on Clemson from his perch above the first-base dugout during the game. However, his highlight of each game is when he grabs the microphone and gives it his all for his unique rendition of "Take Me Out to the Ballgame."

Cannon, who is retired from the Army after driving tanks among other duties for 20 years, resumed his cleanup role after each game. He stayed long after each fan went home to ensure that Doug Kingsmore Stadium was ready for Clemson's next home game.

CHAPMAN, TOMMY

Atlanta, Ga., resident Thomas F. Chapman, retired chairman and CEO of Equifax, Inc., gave Clemson University \$2 million to form a leadership program in the College of Business & Behavioral Science and to expand and enhance Doug Kingsmore Stadium.

One-million dollars of the gift supports the Thomas F. Chapman Leadership Scholars Program and \$1 million was used to build the Thomas F. Chapman Grandstands, adding 1,000 seats to Clemson's baseball stadium.

As a student-athlete, Chapman received an IPTAY scholarship that funded his Clemson education.

"I believe in paying back what is given to you," he said. "My athletic scholarship provided me an outstanding college experience and a future career in professional baseball upon graduation, as well as a quality education."

Chapman graduated from Clemson with an economics degree in 1965. He was a two-time All-ACC pitcher, including a first-team pick in 1965 when he led the ACC in strikeouts (100). In his three years at Clemson, he was 12-7 with a 3.12 ERA.

Upon graduation, he became the first Tiger to be selected in the major league draft when he was taken by the Philadelphia Phillies in 1965. He played professional baseball until April 1968, when he was called to active military service.

Additional seating at Doug Kingsmore Stadium was the top need for students and season ticketholders. The Thomas F. Chapman Grandstands, completed prior to the 2010 season, added 500 seats for students. An additional 500 grandstand seats are available for season ticketholders.

CONFERENCE

Clemson is a member of the Atlantic Coast Conference. The Tigers were charter members of the league, which started in the 1953-54 academic year. Prior to that year, Clemson was in the Southern Conference from 1921-53. Clemson was in the Southern Intercollegiate Athletic Association before then and has been a charter member of every conference with which it has been affiliated.

Clemson has won the ACC regular-season title 22 times in 65 years, more than any other school. The Tigers have also won a league-record 10 tourney titles and have been to the finals 22 times, also a league-high. Overall, Clemson has been the declared ACC champion 15 times, again more than any other school.

Competition in the ACC took a step up in 2005, when Miami (Fla.) and Virginia Tech were added to the conference. Then in 2006, Boston College joined the league as the 12th member.

Pittsburgh and Syracuse joined the ACC for the 2014 season, but Syracuse does not field baseball as a Division I sport. Maryland decided to leave the ACC in 2014, while Louisville took its place for its first baseball season in 2015. Notre Dame also joined the ACC for all sports except football in the 2013-14 academic year, meaning the ACC fields 14 baseball teams.

In 2019, ACC members still play 30 league games, meaning each of the 14 teams do not play three other teams during the regular season. The Tigers do not face Miami (Fla.), Pittsburgh and Virginia during the regular season.

EZELL, DOC

Doc Ezell threw the first no-hitter in Clemson history when he no-hit Erskine on April 15, 1913. The contest was played on Bowman Field, the field in front of Tillman Hall in the heart of campus. He faced just 28 batters and struck out 12. Not only did he throw a no-hitter, he also belted a home run in the seventh inning. He is the only Tiger to throw a no-hitter and hit a home run in the same game.

One of the odd facts in Tiger history involves Erskine. Clemson's first no-hitter was thrown against the Flying Fleet and the first no-hitter against Clemson was thrown by Erskine.

GUYON, JOE

Joe Guyon was a Native American who attended Carlisle Indian School (1912,13) and was a teammate of the great Jim Thorpe. Guyon also played two years on the gridiron under head coach John Heisman at Georgia Tech and played on the 1917 national championship team.

Guyon had the distinction of playing both professional football and baseball, and he was also named to the National Football Foundation Hall of Fame and the NFL Hall of Fame. An injury in baseball ended his playing career. From 1928-31, Guyon was Clemson's head baseball coach. He had a 42-36-3 (.537) record in four seasons in Tigertown.

HEISMAN, JOHN

The man whose name is most recognized with college football holds a unique distinction at Clemson. Many people know that he was the head football coach for four seasons at Clemson, posting a 19-3-1 (.848) record, still the best winning percentage in Tiger history.

But he also served as the head baseball coach at Clemson between the 1901-03 seasons. Heisman, who was Clemson's second baseball coach, had a record of 28-6-1 (.814). It still holds today as the best winning percentage in Tiger history. Thus, he has the winning-percentage mark in both baseball and football at Clemson.

In late 1903, Georgia Tech, who had suffered a 73-0 loss to Heisman's gridders that same season, offered the young coach \$2,250 plus 30 percent of the net gate to coach football. Unfortunately for Clemson, he accepted.

HOWARD, FRANK

Frank Howard is synonymous with Clemson football. But most people do not know that Howard was Clemson's baseball coach in 1943 and did quite well. He led the Tigers to a 12-3 record. The 80.0 winning percentage is one of the highest by any coach in Clemson baseball history.

GLOSSARY

The native of Barlow Bend, Ala., won 165 football games in 30 seasons at Clemson and was inducted into the College Football Hall of Fame in 1989. He served Clemson for 65 years, including as the track coach from 1931-39 and athletic director from 1940-71, all the while being the school's best-known ambassador.

Howard died at the age of 86 on Jan. 26, 1996. His ability to "bring the house down" when he spoke with his homespun oratory will forever be remembered by players, coaches, sportswriters and fans alike.

IPTAY

IPTAY, started in 1934, originally standing for "I Pay Ten a Year," has a mission of supporting student-athletes of Clemson University. While the contribution levels have changed, the mission of IPTAY is still the same. These funds have a primary purpose of funding student-athlete scholarships for all varsity sports at the highest amounts allowed by the NCAA. IPTAY funds, along with leadership gifts from individual donors, have been instrumental in bringing facility projects, such as the Thomas F. Chapman Grandstands and new player facility at Doug Kingsmore Stadium, to fruition.

Call 864-656-2115 to reach the IPTAY office, located at the northwest corner of Memorial Stadium.

LEGEND OF CLEMSON BASEBALL

For 36 seasons (1958-93), Bill Wilhelm led the Tiger program to 1,161 wins, making him the fifth-winningest coach in Division I history at the time of his retirement. But perhaps the most amazing stat of all is that Wilhelm never had a losing season.

Wilhelm's coaching career spanned nine United States presidents, from Dwight Eisenhower to Bill Clinton. He coached 100 players who signed professional contracts, 20 All-Americans and 88 First-Team All-ACC players.

He coached Tiger teams to six College World Series and 11 ACC titles. No other ACC baseball coach has more than eight titles.

Wilhelm passed away at the age of 81 on Dec. 24, 2010 in Seneca, S.C., after a lengthy illness. Up until his passing, he still came to most of the home games. Believe us, there was nothing like watching a baseball game with Wilhelm. It was like going to Fenway Park or Wrigley Field.

For his career achievements, he was inducted into the National College Baseball Hall of Fame in 2011. He became the first person associated with Clemson to be inducted into the Hall of Fame in Lubbock, Texas, which inducted its first class in 2006.

RALEIGH, N.C.

This ACC city has been the site of two of Clemson's most bizarre wins and one of the best individual performances in history. On April 7, 1979, Clemson scored 18 runs in the top of the ninth inning and defeated NC State 41-9. The 41 runs remain the most by one team in a game in ACC history.

Clemson Hall of Famer Neil Simons led the attack with three homers and a school-record-tying 10 RBIs. He hit a grand slam in the 18-run ninth inning. Robert Bonnette and Tony Masone each had five hits to pace the 27-hit attack. Every Tiger in the batting order had at least one hit, one run and one RBI. In fact, eight had at least three runs and seven had at least three RBIs.

Sixteen years and one week later (April 14, 1995), Clemson scored 11 runs in the top of the ninth inning and went on to a 17-15 win at NC State in extra innings. It is the greatest deficit overcome to gain victory in Tiger history. Clemson trailed 15-4 entering the top of the ninth inning, then scored the 11 runs to tie the score, even after the leadoff batter was retired. Clemson scored two runs in the 10th inning to gain victory. Future major leaguers Shane Monahan (three-run homer) and Matthew LeCroy (four RBIs) provided the big hits in the ninth inning. Another future major leaguer, Scott Winchester, earned the victory.

Ten years and nine days later (April 23, 2005), freshman second-baseman Taylor Harbin had one of the best games by a Tiger in history. Against the Wolfpack in Raleigh, he went 5-for-5 with three home runs, eight RBIs and five runs to lead the Tigers to a 16-9 victory. The three home runs came on consecutive pitches over three at-bats. Harbin became the fifth Tiger to hit three homers in an ACC game. Three of Clemson's six occurrences have taken place at NC State's Doak Field.

Harbin added a triple and single, as he only lacked a double for the cycle. Ironically, he led the ACC in doubles in 2005. The three homers tied a school record, while his 16 total bases broke the Tiger record of 15 that was established in 1951.

REGIONAL HOSTS

The 2018 season marked the 16th time in history that Clemson hosted an NCAA Regional at Doug Kingsmore Stadium. The Tigers have a 50-17 record in NCAA Tournament games at home, including 45 wins in the last 58 games. One of the losses during that span came against Southern California, who beat the Tigers 8-5 on May 23, 1998. That team went on to win the national title.

The Tigers, who have hosted four NCAA Super Regionals, first hosted an NCAA Regional in 1980. The Tigers swept through three

games that year, including a 17-12 win over South Carolina that clinched Clemson's trip to Omaha.

Clemson has celebrated a trip to Omaha by winning a regional or super regional on its home field seven times, including each of the last six times they have advanced to the College World Series.

Clemson played an NCAA Tournament "play-in" game at the end of the 1954 season, but the official NCAA recordbook does not consider that to be an NCAA Tournament game. That year, Clemson lost to Virginia Tech 11-10 in a game at Clemson, then traveled to Blacksburg two days later and lost 7-1.

CLEMSON'S REGIONAL & SUPER REGIONAL ATTENDANCES

Year	Teams	NCAA Tournament	W-L	Attendance
1980	4	Regional	3-0	11,140
1981	4	Regional	0-2	2,738
1994	6	Regional	2-2	20,708
1995	6	Regional	4-0	25,600
1996	6	Regional	4-0	20,797
1998	6	Regional	1-2	19,022
2000	4	Regional	3-0	15,770
	2	Super Regional	2-0	12,700
2001	4	Regional	3-0	16,256
2002	4	Regional	3-0	18,435
	2	Super Regional	2-1	15,953
2005	4	Regional	3-0	21,485
2006	4	Regional	3-0	26,287
	2	Super Regional	2-0	11,234
2009	4	Regional	4-1	30,073
2010	2	Super Regional	2-1	17,620
2011	4	Regional	2-2	28,123
2016	4	Regional	2-2	27,947
2017	4	Regional	3-2	28,498
2018	4	Regional	2-2	25,922

QUICKEST TO THE MAJORS

A total of 59 former Tigers have played in a major league game, but no Tiger has gone from his last game in a Clemson uniform to playing in a major league game quicker than lefthander Billy O'Dell.

The All-American had an 8-3 record, an 0.79 ERA and 111 strikeouts in 91.1 innings pitched over 14 games (11 starts) in 1954. Clemson's last game of his final season came on May 24, 1954, and just 27 days later, he played in a game with the Baltimore Orioles.

The only four Tigers to play in a college and major league game in the same calendar year were Flint Rhem (1926), O'Dell, Ty Cline (1960) and Denny Walling (1975).

FEWEST DAYS FROM CLEMSON TO THE MAJOR LEAGUES

Rk	Player	Pos.	*Last CU Game	MLB Debut	Days
1.	Billy O'Dell	P	5-24-1954	6-20-1954	27
2.	Denny Walling	OF	5-24-1975	9-7-1975	106
3.	Flint Rhem	P	5-7-1926	9-7-1926	123
4.	Ty Cline	OF	5-14-1960	9-14-1960	123
5.	John McMakin	P	5-11-1901	4-19-1902	343
6.	Khalil Greene	SS	6-21-2002	9-3-2003	439
7.	Harold Stowe	P	6-15-1959	9-30-1960	473
8.	Brian Barnes	P	5-28-1989	9-14-1990	474

* - Clemson's last game of the season

SCORING IN EVERY INNING

One of the most difficult team accomplishments in baseball is to score at least one run in every inning. It has happened just six times in Tiger history. Only once was Clemson the visiting team in a nine-inning game so that it scored in nine different innings.

The first time it happened was at Clemson on May 16, 1950, when the Tigers beat South Carolina 18-9 in a nine-inning game. Clemson actually scored five runs in the second, one run in the fourth and exactly two runs in the other six innings. The Tigers accomplished the feat in a 26-0 win over South Carolina in 1960 at Clemson and in a 15-4 victory over Buffalo in 1969 at Clemson. Both of those games were seven-inning contests.

The only time Clemson accomplished the feat over nine innings in a road game took place on March 19, 1974 in a 24-2 win at Florida. That was an odd linescore, as Clemson scored seven runs in the fifth inning, 10 runs in the seventh inning and exactly one run in the other seven innings.

Clemson again accomplished the feat at Duke on April 9, 1988 in a 10-3 win in seven innings. The last time the Tigers scored in every inning was against Davidson on May 17, 2011 in Clemson's 19-0 win. However, that contest will be remembered more for the rain-delay antics of the two teams, which became a YouTube sensation.

SCORING IN EVERY INNING				
Date	Opponent	Inn.	W-L	Score
5-15-1950	South Carolina	9	W	18-9
4-25-1960	South Carolina	7	W	26-0
3-29-1969	Buffalo	7	W	15-4
3-19-1974	at Florida	9	W	24-2
4-9-1988	at Duke	7	W	10-3
5-17-2011	Davidson	9	W	19-0

Note: Home games in **bold**.

TWO-SPORT TIGERS

Most Tiger fans are aware of Kyle Parker's prowess in two sports. On the diamond, Parker was a First-Team All-ACC player in 2008 when he should have been a senior in high school. He also reached 25 career homers in 103 games, quicker than any other Tiger in history. As a redshirt freshman on the gridiron in 2009, he quarterbacked Clemson to nine wins and was a freshman All-American thanks to passing for 2,526 yards and 20 touchdowns.

He then accomplished his most remarkable accomplishment during the 2010 baseball season when he slugged 20 home runs, becoming the first Division I athlete in history to total 20 passing touchdowns and 20 homers in the same academic year. Parker made his major league debut with the Colorado Rockies in 2014.

But Parker is not the only Tiger baseball player who has experienced success in two sports in recent history. And two have even been placekickers. Matt Padgett (1996-98) was a career .318 hitter with 28 homers and 137 RBIs in 167 games, and he was also Clemson's starting placekicker in 1996. Jeff Sauve (1992-95) was a standout reliever who had an 18-7 record and 4.09 ERA in 204.2 innings pitched in his career. He was also the starting placekicker in 1995 when he was 15-20 on field goals.

Dexter McCleon (1993,94), Andre Humphrey (1994), Joe Don Reames (1999), C.J. Gaddis (2004) and D.J. Reader (2013) are five more Tigers who donned two different uniforms in recent years. McCleon played 90 games over two baseball seasons and helped quarterback the Tigers to a nine-win campaign in 1993 before eventually playing in the NFL as a cornerback. In his 10 years (148 games) in the NFL, McCleon totaled 31 interceptions.

UNIFORM UNIQUENESS

Under legendary head coach Bill Wilhelm and up to today, Clemson has had a uniform uniqueness. The first aspect of the uniform stressed by Wilhelm was the word itself (uniform), which means "the same." Wilhelm wanted all of his players to look consistent and not have different pant lengths, different colored undershirts, etc. So he, with the help of some ideas from players and coaches, came up with "uniform" aspects that have stuck.

Wilhelm came up with the idea of wearing white shoes from Joe Lutz, who was the coach at Southern Illinois in the 1960s. Lutz was also the first to have female bat girls. Wilhelm liked those ideas, and the two have been with the Tiger program ever since.

But perhaps the most synonymous part of Tiger baseball is the long pants. Clemson was one of the first schools to wear non-wool uniforms. The Tigers wore nylon uniforms starting in 1968. This and having the long pants was done from the advice of a former major leaguer's (Rick Rickard's) father, who was a doctor. Wilhelm read an article by Dr. Rickard explaining how there was so much pressure being put around the upper portion of the lower leg due to wrapping rubber bands to keep players' socks from falling and having the elastic around the bottom of the pant legs.

A few years later, Bill Foley, a Tiger catcher in the mid 1970s, had just returned from a tournament in Japan. He had received a pair of long pants from Rawlings and wore them to practice one day before the 1976 season. Foley liked the nylon stretched pants and Wilhelm followed suit. Wilhelm liked how the pants did not have a zipper and how they were custom-made. He also liked that players could wear low socks and how that saved time and money from using the customary sanitary socks. Wilhelm decided to experiment with the long pants in 1978.

The jerseys were unique as well, because they did not tuck in. They were designed by Wilhelm to be worn outside and over the pants. They had a two-inch elastic band at the bottom. Wilhelm wanted to eliminate belts and did not want players to have to undo belts and tuck them in, especially after head-first slides.

Since then, Clemson has had a tradition of wearing white pants for all games, home and away, much to the chagrin of equipment managers.

WINNINGEST DIVISION I PROGRAMS

Clemson has the second-most wins among current ACC schools and is eighth in NCAA Division I history with 2,842 according to the 2019 NCAA recordbook. Clemson enters its 122nd season with a record of 2842-1577-30 (.642). Florida State is sixth with 2,882 wins, North Carolina is ninth with 2,831 victories and Miami (Fla.) is 20th with 2,595 wins.

You can stump some people with the answer to the question, "Who is the all-time leader in wins?"

The answer is the team Clemson defeated in one of the longest NCAA Tournament games in history, a 3-2 victory over Fordham that took 19 innings to complete during the 1988 NCAA Northeast Regional at New Britain, Conn. The Rams, who have been playing college baseball for 158 years, have an all-time record of 4479-2331-49 (.657).

GLOSSARY

WINNINGEST DIVISION I PROGRAMS

Rk	School	Years	W	L	T	Win %
1.	Fordham	158	4479	2331	49	.657
2.	Texas	122	3485	1306	31	.726
3.	Michigan	145	2912	1702	37	.630
4.	Stanford	125	2906	1823	35	.614
5.	Southern California	124	2884	1685	28	.630
6.	Florida State	71	2882	1085	11	.726
7.	Arizona State	107	2859	1445	8	.664
8.	Clemson	121	2842	1577	30	.642
9.	North Carolina	129	2831	1649	37	.631
10.	Arizona	113	2829	1532	23	.648
11.	Washington State	123	2699	1775	8	.603
12.	Texas A&M	116	2695	1505	42	.640
13.	Mississippi State	129	2646	1566	28	.627
14.	Minnesota	130	2631	1624	25	.618
15.	Oklahoma State	107	2617	1341	5	.661
16.	Illinois	139	2607	1688	39	.606
17.	Alabama	125	2606	1632	24	.614
	South Carolina	126	2606	1557	17	.625
19.	California	127	2602	1967	21	.569
20.	Miami (Fla.)	74	2595	1084	18	.704
21.	Fresno State	90	2592	1559	8	.624
22.	Louisiana State	123	2589	1595	7	.619
23.	Ohio State	135	2587	1698	41	.603
24.	Oklahoma	113	2578	1517	12	.629
25.	Florida	104	2550	1577	24	.617

WINS OVER TOP-RANKED TEAMS

Clemson has defeated the No. 1 team in the nation in baseball 17 times, more than any other sport on the Tiger landscape. That list of 17 victories includes five over Florida State and four over Miami (Fla.). Only three of the 17 victories have taken place at Clemson.

The Tigers gained their 13th, 14th and 15th wins over a top-ranked team in 2012 when Clemson defeated No. 1 Florida State three times in four games. Clemson topped the Seminoles twice in three games at Doug Kingsmore Stadium. Amazingly, those were Clemson's first two victories over a top-ranked team at home. The Tigers then edged No. 1 Florida State 9-7 on Jon McGibbon's three-run walkoff homer in the ACC Tournament. Clemson has added two victories over the top-ranked team since.

Clemson's first wins in history over the No. 1 team in the nation in any sport took place at Miami in the 1977 NCAA Tournament on consecutive days. The Tigers downed the top-ranked Hurricanes on May 21 and May 22 to advance to the College World Series.

The Tigers also beat a top-ranked Hurricane team in 1986 in consecutive regular-season games at Greenville (S.C.) Municipal Stadium. The Tigers downed the Hurricanes 7-4 and 9-5, wins many believed would get Clemson into the then 40-team field. But the 42-21 Tigers were denied.

The baseball program has 17 of the Clemson sports program's 33 all-time wins over top-ranked teams. Men's soccer is second (6). Football picked up its first and second ones when it defeated top-ranked Alabama to win the 2016 and 2018 national championship games, respectively.

One of the more unusual circumstances surrounding the nation's No. 1 team took place in the 1994 season. In what is one of the few times two top-ranked teams faced each other, Clemson defeated Georgia Tech twice in three games at Atlanta, Ga. The Tigers entered that series ranked No. 1 by Collegiate Baseball and USA Today, while Georgia Tech entered the series No. 1 by Baseball America.

CLEMSON BASEBALL WINS OVER TOP-RANKED TEAMS

Date	Opponent	Site	Score
5-21-1977	Miami (Fla.)	Coral Gables, Fla.	7-2
5-22-1977	Miami (Fla.)	Coral Gables, Fla.	10-9
5-10-1986	Miami (Fla.)	Greenville, S.C.	7-4
5-11-1986	Miami (Fla.)	Greenville, S.C.	9-5
5-17-1993	Georgia Tech	Greenville, S.C.	9-8
5-13-1994	Georgia Tech	Atlanta, Ga.	⁽¹⁰⁾ 9-8
5-15-1994	Georgia Tech	Atlanta, Ga.	7-4
6-4-1996	Alabama	Omaha, Neb.	14-13
4-10-1999	Florida State	Tallahassee, Fla.	8-4
4-5-2006	South Carolina	Columbia, S.C.	3-2
3-27-2010 ⁽¹⁾	Virginia	Charlottesville, Va.	8-5
6-21-2010	Arizona State	Omaha, Neb.	6-3
5-12-2012	Florida State	Clemson, S.C.	7-2
5-14-2012⁽¹⁾	Florida State	Clemson, S.C.	9-7
5-25-2012	Florida State	Greensboro, N.C.	9-7
4-1-2013	North Carolina	Chapel Hill, N.C.	⁽¹¹⁾ 5-4
3-21-2014	Florida State	Clemson, S.C.	9-3

Note: Home wins in bold.

WORLD SERIES CHAMPIONS & ALL-STARS

Clemson has had four different former players win Major League World Series championship rings. The first to do it was Flint Rhem, who was a member of the St. Louis Cardinals, champions of 1926 and 1931. Rhem was a pitcher who had a 20-7 record during the 1926 season, the most wins by a National League pitcher that year.

Tim Teufel was a member of the New York Mets in the 1986 season, the year they defeated the Boston Red Sox to win the World Series title. He hit .247 in 93 games for the Mets that year. Teufel played 1,073 games in his major league career.

Mark Davidson gave the Tigers a World Series Champion two

years in a row when he played on the Minnesota team that won it all in 1987. Davidson played 102 games and hit .267 that season, his second year in the majors. He is back at Clemson to finish his degree this year, and his son, Logan, is the starting shortstop on the 2018 Tiger team.

Jimmy Key has had the most impressive World Series career of all the former Tigers. He played on the 1992 Blue Jays and the 1996 Yankees teams that won the World Series. He holds the distinction of being the only pitcher to gain the clinching win in two different World Series in the 1990s. He had a 2-0 record in the 1992 World Series, winning game-four and game-six, the latter in relief. He was 3-1 with a 2.50 ERA during his World Series career.

Two former Tigers have participated in the Major League All-Star Game. Billy O'Dell, a star pitcher for Clemson in the 1950s, is the only former Tiger to earn MVP honors in the All-Star Game. He earned the win and pitched 3.0 scoreless innings in the 1958 game at Baltimore, Md. He was a member of the Orioles at the time, so that was quite a special afternoon. O'Dell also played in the 1959 All-Star Game.

Key is the other former Tiger to play in an all-star game. He was chosen four times, including 1985, his rookie year. He was also picked in 1991, 1993 and 1994. He is third to Brian Dawkins and Michael Dean Perry in Clemson athletic history in all-star game selections at the professional level. Dawkins was chosen to the Pro Bowl nine times, while Perry played in six Pro Bowls.

HEAD COACH MONTE LEE



MONTE LEE

18

HEAD COACH
4TH SEASON AS HEAD COACH AT CLEMSON
11TH SEASON OVERALL AS A HEAD COACH
COLLEGE OF CHARLESTON '00

Monte Lee has wasted little time making a name for himself as head coach at Clemson. In his first three seasons, he has accumulated a 133-57 (.700) record, as the 133 wins are eighth most in the nation during that time period.

Clemson is one of just five programs in the nation with 42+ wins each of the last three years and one of only four programs in the country to host a regional each of the last three seasons. He is also 61-38 against ACC teams and 11-9 against SEC teams. A total of 19 Tigers have been drafted 22 times, as three Tigers were drafted twice, and one Tiger signed as a free agent as well.

In 10 seasons as a head coach, including seven at College of Charleston (2009-15) and three at Clemson (2016-18), Lee has a 409-202 record (.669), including a 39-16 mark in one-run games, 10 winning seasons and seven NCAA Tournament appearances.

Lee has 42+ wins each of the last five seasons, one of only two head coaches (Dan McDonnell (Louisville) is the other) in the nation who can make that claim. Dan Heefner (Dallas Baptist), Mike Martin (Florida State) and Kevin O'Sullivan (Florida) join McDonnell as head coaches who have 40+ wins each of the last five years, meaning Lee is one of only five head coaches in the nation with 40+ wins each of the last five years.

In his first season at Clemson, Lee directed the Tigers to the 2016 league championship by going 4-0 against

THE LEE FILE

Full Name: Monte Wesley Lee II
Born: Feb. 9, 1977 in Spartanburg, S.C.
Education: Bachelor's degree in elementary education at College of Charleston (2000).
Playing Experience: Four-year letterman at College of Charleston (1996-99).
Coaching Experience: Assistant coach at Spartanburg Methodist College (2001-02) ... volunteer assistant coach at South Carolina (2003-07) ... assistant coach/recruiting coordinator at South Carolina (2008) ... head coach at College of Charleston (2009-15) ... head coach at Clemson (2016-18).
Family: Wife, Eryn Garn Lee ... daughters, Madie, Shelby, Blaire and Alexa.

four regional teams in the ACC Tournament at Durham, N.C. It was Clemson's first ACC title since 2006 and was a big reason the Tigers earned the No. 7 national seed in the NCAA Tournament, the first time they hosted a regional since 2011. They followed that with a 42-win season in 2017, marking the first time Clemson amassed 40+ wins in back-to-back years since 2010,11, and hosted a regional for the second year in a row. Then in 2018, Clemson totaled 47 wins, its most since 2006, and hosted a regional for the third straight year.

The 2018 squad finished the season ranked as high as No. 12 in the nation by Perfect Game and were ranked in the top 25 during all 19 weeks, extending the program's streak to 45 weeks from 2016 to 2018. In all, Lee's Tigers have been ranked in the top 25 in 52 of the 57 polls, including 52 of the last 54 polls, during his three seasons in Tigertown.

The 2018 Tigers, who had a school-record 16 one-run wins, recorded their most ACC regular-season wins (22) since 2006 and won a share of the ACC regular-season title and its first outright ACC Atlantic Division championship, also firsts for the program since 2006. The Tigers won their final 11 ACC road games and registered three ACC road sweeps for the first time since 1995. The Tigers also set school records for one-run wins (16) and fielding percentage (.975), and tied for third in the nation in home runs (98).

Three Tigers earned All-America honors in 2018, including sluggers Seth Beer and Logan Davidson. Beer, a first-team All-American, was fifth in the nation in homers (22) and became only the second three-time All-American in school history. Davidson totaled 15 homers and had a stellar .971 fielding percentage at shortstop. Chris Williams totaled 18 homers and an ACC-high 72 RBIs, while Kyle Wilkie ended the season on a 29-game hitting streak.

Every pitcher who started a game on the mound in 2017 did not return in 2018, but the 2018 pitching staff still had a 3.65 ERA and 21 saves, tied for second most in Tiger history. Ryley Gilliam was a second-team All-American and First-Team All-ACC selection who had a 1.41 ERA and 11 saves. Ryan Miller and Carson Spiers were also stellar out of the bullpen and were big reasons Clemson was seventh in the nation in wins.

After the 2018 season, Clemson had seven draft picks, tied for 13th most in the nation. Beer became Clemson's first first-round draft pick since 2012 when he was chosen in the first round by the Houston Astros.

The 2017 Tigers totaled 73 home runs, a .381 on-base percentage and .970 fielding percentage. Reed Rohlman was a second-team All-American and First-Team All-ACC selection who batted .361 and had a 20-game hitting streak. Beer was a Dick Howser Trophy semifinalist and second-team All-American who led the team in homers (16), RBIs (53) and on-base percentage (.478).

The pitching staff was one of the most consistent aspects of the 2017 team, as it easily led the nation in strikeout-to-walk ratio (3.93), while its 8.88 strikeouts per nine innings pitched was its best mark since 1996. Clemson had a 3.59 ERA and 562 strikeouts against only 143 walks. Pat Krall, a Senior CLASS Award finalist, was a Second-Team All-ACC selection, while Charlie Barnes was a Third-Team All-ACC pick.

After the 2017 season, nine Tigers were selected in the major league draft, tied for fourth most in the nation and tied for most in the ACC. It was also the most Tigers drafted since 2009 and tied for third most in school history. All nine were first-time draft picks, evidence of Lee's ability to develop players.

Among the 44 wins in 2016, its most since 2010, Clemson had 24 come-from-behind victories and 14 one-run wins against only six one-run losses. The 2016 Tigers, who were ranked No. 15 in the final USA Today coaches poll, won 11 of their last 13 games, which included a 10-game winning streak, for the first time since 1991. He was also named midseason national coach-of-the-year by D1Baseball.

Clemson was second in the nation in walks (359) and slugged an ACC-high 75 homers, tied for seventh most in the nation, in 2016, more than doubling its previous season's total, thanks in large part to Beer, who won the Dick Howser Trophy as national player-of-the-year and was a first-team All-American. Beer, who batted .369 with 18 homers, 70 RBIs, a .700 slugging percentage, 62 walks and a .535 on-base percentage, became the first freshman to win the award and the first freshman to be named ACC Player-of-the-Year.

Chris Okey, who hit .339 with 15 homers and 74 RBIs, and Krall, who had a 10-2 record, five saves and an ACC-best 1.67 ERA, also earned first-team All-America honors. It marked the first time the Tigers had three first-team All-Americans in one season. Okey was a second-round draft pick after the season, Clemson's highest-drafted catcher in history.

LEE'S COACHING RECORD

Year	School	Position(s)	W-L	NCAA
2001*	Spartanburg Methodist College	AC	49-12	
2002	Spartanburg Methodist College	AC	51-10	
2003	South Carolina	VA	45-22	CWS
2004	South Carolina	VA	53-17	CWS
2005	South Carolina	VA	41-23	Regional
2006	South Carolina	VA	41-25	Super Regional
2007	South Carolina	VA	46-20	Super Regional
2008	South Carolina	AC	40-23	Regional
2009	College of Charleston	HC	35-22	
2010	College of Charleston	HC	44-19	Regional
2011	College of Charleston	HC	39-22	
2012	College of Charleston	HC	38-22	Regional
2013	College of Charleston	HC	31-26	
2014*	College of Charleston	HC	44-19	Super Regional
2015	College of Charleston	HC	45-15	Regional
2016*	Clemson	HC	44-20	Regional
2017	Clemson	HC	42-21	Regional
2018	Clemson	HC	47-16	Regional

* - conference champion

Seasons as a full-time NCAA coach: 16
 Winning seasons: 16
 NCAA Tournament appearances: 13
 Record as an assistant coach: 266-130 (.672)
 Record as a head coach: 409-202 (.669)

HEAD COACHING RECORD BY SCHOOL

School	Seasons	Years	W-L	Win %
College of Charleston	7	2009-15	276-145	.656
Clemson	3	2016-18	133-57	.700
Totals	10	2009-18	409-202	.669

WINS (2016-18)

Rk	Team	Wins	Avg.
1.	Florida	153	51.0
2.	Louisville	148	49.3
3.	Oregon State	146	48.7
4.	Texas Tech	137	45.7
5.	Louisiana State	136	45.3
6.	Coastal Carolina	135	45.0
	Southern Mississippi	135	45.0
8.	Clemson	133	44.3
9.	TCU	132	44.0
10.	Florida State	130	43.3
	Texas A&M	130	43.3
12.	Dallas Baptist	128	42.7
13.	North Carolina	127	42.3
14.	Sam Houston State	125	41.7
	Tennessee Tech	125	41.7
16.	Mississippi	123	41.0
	Mississippi State	123	41.0
	Wright State	123	41.0
19.	Arizona	121	40.3
	Kent State	121	40.3
	Missouri State	121	40.3
22.	Arkansas	119	39.7
	Oral Roberts	119	39.7
	Stanford	119	39.7
25.	Navy	118	39.3
	South Carolina	118	39.3

HEAD COACH MONTE LEE

Lee was named Clemson's head coach on June 18, 2015 by director of athletics Dan Radakovich. Lee led the Cougar program to a 276-145 (.656) record and four berths in the NCAA Tournament, including 2014 and 2015.

Lee received national acclaim in 2012 when he was named one of Baseball America's top-10 head coaches in the nation under the age of 40. He led the Cougars to the Gainesville (Fla.) Regional title in 2014 and advanced to the Lubbock (Texas) Super Regional after capturing the Colonial Athletic Association Tournament championship.

In his seven years at College of Charleston, Lee coached four conference players-of-the-year, two conference pitchers-of-the-year and two conference freshmen-of-the-year. Lee won 200 games at College of Charleston faster than any coach in school history. His teams consistently ranked among the nation's best offenses.

Lee's 2015 College of Charleston team had a 45-15 record and ranked in the top 25 for much of the season, including No. 20 in the final USA Today coaches poll. He earned CAA Coach-of-the-Year honors, while Taylor Clarke (pitcher) and Blake Butler (player, defensive player) received top conference honors. The Cougars narrowly missed hosting a regional, but advanced to the Tallahassee (Fla.) Regional title game.

In 2012, the Cougars won a share of the SoCon regular-season title and earned an at-large bid to the NCAA Tournament. They were fifth in the nation in home runs, the fourth year in a row they finished in the top five in that category. On May 7, 2012, College of Charleston defeated Clemson 4-2 at Doug Kingsmore Stadium, the program's first win over the Tigers.

In his second season in Charleston in 2010, he directed the Cougars to a 44-19 record and an appearance in the NCAA's Myrtle Beach (S.C.) Regional final.

Prior to his time at College of Charleston, Lee was an assistant at South Carolina for six seasons (2003-08), serving as the volunteer assistant coach for five years before becoming the recruiting coordinator in 2008. During his time in Columbia, the Gamecocks had a 266-130 record, made six NCAA Tournament appearances, earned four super regional berths and made two trips to the College World Series.

He began his coaching career as an assistant (2001,02) at Spartanburg Methodist College. The 2002 squad totaled a school-record 51 wins, while the 2001 team played in the NJCAA College World Series. Lee also was the head coach of the South Carolina Diamond Devils AAU team in 2002 after serving as an assistant coach in 2001.

Lee was a standout outfielder for the Cougars from 1996-99. In 206 career games, he hit .333 with 156 runs, 240 hits, 50 doubles, six triples, 22 homers, 150 RBIs, 88 walks and 66 steals. He was in the top 10 in school history in career doubles, total bases and RBIs. In 2004, he was inducted as an inaugural member of

LEE'S COACHING TREE

Coach	Current/Last Team	Title	*Year(s)	^Coach	^Player
Ben Boykin	Spartanburg Methodist College	Assistant Coach	2017		2013,14
Matt Heath	College of Charleston	Head Coach	2016,17	2011-15	
Jimmy Holton	College of Charleston	Assistant Coach	2016		2010-13
Tyler Jackson	North Greenville	Assistant Coach	2015-19		2012,13
David Kopp	Florida Atlantic	Assistant Coach	2018,19	2016	
Bradley LeCroy	Clemson	Assistant Coach	2016-19	2016-19	
Austin Morgan	NC State	Assistant Coach	2018,19		2009
Dan Roszel	East Carolina	Assistant Coach	2011-19	2009,10	
Andrew See	Clemson	Assistant Coach	2016-19	2016-19	
Brandon Sizemore	College of Charleston	Assistant Coach	2013-15	2013-15	2009
Greg Starbuck	Clemson	Assistant Coach	2016-19	2016-19	
Brent Walsh	UNC Asheville	Assistant Coach	2013,14	2009-12	

* - in current/last role with current/last team; ^ - under **Monte Lee** as a head coach; Note: Active coaches in **bold**.

College of Charleston's Baseball Wall of Fame at Patriots Point Stadium.

He became the first position player drafted in Cougar history when the St. Louis Cardinals selected him in the 39th round in 1999. He played 82 games over two years (1999,00) in the minors.

Lee, who received academic all-district honors as a senior, earned his bachelor of science degree in elementary education from College of Charleston in 2000 after playing four seasons of baseball and two years of football at Lugoff-Elgin High School in Lugoff, S.C.

He was born Monte Wesley Lee II on Feb. 9, 1977 in Spartanburg, S.C. Lee is married to Eryn Garn Lee and the family has four daughters, Madie, Shelby, Blaire and Alexa.

LEE'S MILESTONE WINS

OVERALL

Win	Date	Opponent	Score
*1	2-20-2009	Miami (Ohio)	6-2
*100	4-10-2011	The Citadel	10-5
*200	3-11-2014	Jacksonville	4-3
300	4-12-2016	Western Carolina	⁽¹⁰⁾ 7-6
400	5-12-2018	Austin Peay	10-1
409	6-3-2018	St. John's	9-8

CLEMSON

Win	Date	Opponent	Score
1	2-20-2016	Maine	9-4
100	3-10-2018	Georgia Tech ⁽¹⁾	7-3
133	6-3-2018	St. John's	9-8

* - as College of Charleston's head coach; Note: Home wins in **bold**.

LEE VS. ALL COMPETITION

Opponent	Overall	Win %	COC	CU
Alabama	1-2	.333	1-2	
Appalachian State	9-7	.563	9-7	
Auburn	2-2	.500	2-2	
Austin Peay	2-1	.667		2-1
Ball State	2-0	1.000	2-0	
Bethune-Cookman	4-0	1.000	4-0	
Boston College	9-0	1.000		9-0
Campbell	1-2	.333	1-2	
Charleston Southern	17-1	.944	14-1	3-0
Charleston, College of	3-1	.750		3-1
Charlotte	1-0	1.000	1-0	
Citadel, The	18-10	.643	16-10	2-0
Clemson	1-4	.200	1-4	
Coastal Carolina	13-7	.650	11-6	2-1
Connecticut	1-2	.333	1-2	
Dallas Baptist	3-0	1.000		3-0
Davidson	13-2	.867	13-2	
Delaware	6-1	.857	6-1	
Duke	1-3	.250		1-3
Elon	13-12	.520	10-12	3-0
Florida	1-0	1.000	1-0	
Florida State	6-7	.462	0-2	6-5
Furman	19-6	.760	13-6	6-0
Georgia	4-3	.571	0-1	4-2
Georgia Southern	14-12	.538	12-11	2-1
Georgia Tech	6-5	.545	0-2	6-3
High Point	1-2	.333	1-2	
Hofstra	5-1	.833	5-1	
Holy Cross	1-0	1.000	1-0	
Houston	0-3	.000	0-3	
Indiana	1-1	.500	1-1	
Indiana State	0-1	.000	0-1	
Jacksonville	10-0	1.000	10-0	
James Madison	9-0	1.000	6-0	3-0
Kennesaw State	2-0	1.000		2-0
Kent State	0-1	.000	0-1	
Kentucky	1-0	1.000	1-0	
Long Beach State	2-0	1.000	2-0	
Louisville	3-7	.300		3-7
Maine	2-1	.667		2-1
Marist	3-0	1.000	3-0	
Marshall	1-0	1.000	1-0	
Mercer	0-1	.000	0-1	
Miami (Fla.)	2-5	.286		2-5
Miami (Ohio)	4-0	1.000	4-0	
Michigan	2-0	1.000	2-0	
Michigan State	2-0	1.000		2-0
Middle Tennessee	0-1	.000	0-1	
Morehead State	1-0	1.000		1-0
Nevada	2-1	.667		2-1
New York Tech	1-0	1.000	1-0	
North Carolina	2-5	.286	2-2	0-3
North Carolina State	4-6	.400	1-0	3-6
North Carolina-Asheville	5-4	.556	5-4	
North Carolina-Greensboro	13-4	.765	11-4	2-0
North Carolina-Wilmington	10-9	.526	10-9	
Northeastern	3-3	.500	3-3	
Notre Dame	9-1	.900		9-1
Oklahoma State	0-3	.000	0-1	0-2
Pittsburgh	5-1	.833		5-1
Presbyterian College	3-0	1.000	1-0	2-0
Quinnipiac	1-0	1.000	1-0	
Radford	7-2	.778	7-2	
Rhode Island	3-2	.600	3-2	
Saint John's	2-0	1.000	1-0	1-0
Samford	10-5	.667	10-5	
Savannah State	1-0	1.000	1-0	
South Alabama	5-1	.833	5-1	
South Carolina	8-14	.364	2-11	6-3
South Carolina-Upstate	6-2	.750	6-2	
Southern Mississippi	0-1	.000	0-1	
Texas Tech	0-2	.000	0-2	
Toledo	2-1	.667	2-1	
Towson	6-0	1.000	6-0	
Vanderbilt	1-4	.200		1-4
Virginia	6-2	.750		6-2
Virginia Tech	4-0	1.000	1-0	3-0
Wake Forest	8-2	.800		8-2
Western Carolina	16-8	.667	10-8	6-0
Western Kentucky	1-0	1.000	1-0	
William & Mary	10-1	.909	7-1	3-0
Winthrop	5-0	1.000	2-0	3-0
Wofford	17-1	.944	14-1	3-0
Wright State	1-2	.333		1-2
Xavier	5-1	.833	5-1	
Yale	2-0	1.000		2-0
Youngstown State	3-0	1.000	3-0	
Totals	409-202	.669	276-145	133-57

Note: **Bold** denotes 2019 opponent.

LEE VS. TOP-25 TEAMS

Opponent	Top 25	Top 10	Top 5	No. 1
Boston College	3-0			
Coastal Carolina	2-0			
Dallas Baptist	3-0	3-0		
Florida State	6-4	2-2	2-1	
Georgia	0-2	0-1		
Louisville	3-7	1-6	1-3	
Miami (Fla.)	0-3	0-3	0-3	
North Carolina	0-3	0-3	0-3	
North Carolina State	2-4	2-4		
Oklahoma State	0-2			
Saint John's	1-0			
South Carolina	6-3	2-1	2-1	
Virginia	3-2	1-1		
Wake Forest	2-1			
Totals	31-31	11-21	5-11	0-0

Note: Only includes records as Clemson's head coach; **bold** denotes 2019 opponent.

LEE'S 31 TOP-25 WINS

Date	Opponent	Rank	Site	Score
3-5-16	South Carolina	18	N1	5-0
3-6-16	South Carolina	18	H	4-1
3-18-16	Boston College	22	H	6-2
3-19-16	Boston College	22	H	6-1
3-20-16	Boston College	22	H	(10)3-2
4-30-16	Florida State	3	H	10-3
5-2-16	Florida State	4	H	7-3
5-6-16	NC State	9	H	10-5
5-8-16	NC State	9	H	2-1
5-26-16	Virginia	8	N2	5-4
5-27-16	Louisville	3	N2	5-3
5-29-16	Florida State	11	N2	18-13
3-4-17	South Carolina	4	N1	8-7
3-5-17	South Carolina	4	A	5-3
3-18-17	Virginia	11	H	7-6
3-19-17	Virginia	11	H	12-1
4-15-17	Florida State	25	A	12-10
4-21-17	Wake Forest	17	H	8-7
4-22-17	Wake Forest ⁽¹⁾	17	H	11-0
5-16-17	Coastal Carolina	24	H	11-8
2-23-18	Dallas Baptist	10	H	12-1
2-24-18	Dallas Baptist ⁽¹⁾	10	H	9-1
2-24-18	Dallas Baptist ⁽²⁾	10	H	3-2
3-3-18	South Carolina	23	N1	5-1
3-4-18	South Carolina	23	H	8-7
3-23-18	Louisville	11	A	3-1
3-25-18	Louisville ⁽¹⁾	11	A	4-3
4-3-18	Coastal Carolina	18	H	6-1
5-6-18	Florida State	15	H	12-7
5-7-18	Florida State	13	H	5-4
6-3-18	St. John's	20	H	9-8

N1 - Greenville, S.C.; N2 - Durham, N.C.; Note: Best ranking among Baseball America, Collegiate Baseball, D1Baseball, NCBWA, Perfect Game and USA Today polls listed; home wins in **bold**.

ASSISTANT COACH BRADLEY LeCROY



BRADLEY LeCROY

2

ASSISTANT COACH • RECRUITING COORDINATOR
12TH SEASON AT CLEMSON
19TH SEASON OVERALL
CLEMSON '01

Bradley LeCroy is in his 12th year as an assistant coach with the Tiger program in 2019. He is in his second stint in Tigertown, as he served as a volunteer assistant coach at Clemson from 2003-05. LeCroy (pronounced luh-CROY) also serves as recruiting coordinator and coaches the infielders as well as working with the hitters.

LeCroy's 2012 recruiting class (2013 newcomers) was rated No. 5 in the nation by Collegiate Baseball, while his 2013 recruiting class (2014 newcomers) was rated No. 16 in the nation by Baseball America. That was a big reason LeCroy was rated as the No. 9 assistant coach in the nation by Baseball America prior to the 2013 season.

The 2015 recruiting class (2016 newcomers) was rated No. 23 in the nation by Baseball America, the 2016 recruiting class (2017 newcomers) was rated No. 12 in the country by Collegiate Baseball, the 2017 recruiting class (2018 newcomers) was rated No. 9 in the nation by Perfect Game, the 2018 recruiting class (2019 newcomers) was rated No. 7 in the country by Collegiate Baseball and the 2019 recruiting class (2020 newcomers) was rated No. 7 in the nation by Baseball America. LeCroy was also rated the No. 10 recruiter in the nation by D1Baseball prior to the 2017 season.

The 2018 Tigers totaled 47 overall wins, 22 ACC regular-season victories, a share of the ACC regular-season title and an outright ACC Atlantic Division championship. Those four achievements were all firsts for the program since 2006. Clemson finished ranked as high as No. 12 in the nation by Perfect Game and were also ranked in the top 25 during all 19 weeks. Clemson was third in the nation in homers (98) and had a school-

THE LeCROY FILE

Full Name: Bradley James LeCroy
Born: Feb. 1, 1978 in Anderson, S.C.
Education: Bachelor's degree in education at Clemson (2001).
Playing Experience: Four-year letterman at Clemson (1997-00).
Coaching Experience: Assistant coach at Anderson (S.C.) (2001,02) ... volunteer assistant coach at Clemson (2003-05) ... assistant coach at Western Carolina (2006,07) ... assistant coach/recruiting coordinator at Tennessee (2008-10) ... assistant coach/recruiting coordinator at Clemson (2011,12) ... assistant head coach/recruiting coordinator at Clemson (2013-15) ... assistant coach/recruiting coordinator (2016-18).
Family: Wife, Meredith ... the couple has two sons, Crew and Cooper.

record .975 fielding percentage as well. Seth Beer (first) and Logan Davidson (third) earned All-America honors, as Beer became just the second three-time All-American in Clemson history and was a first-round draft pick by the Houston Astros.

In 2017, the Tigers totaled 42 wins and hosted a regional. The 2017 squad was ranked in the top 10 for 10 straight weeks and finished ranked No. 22 in the coaches poll. The Tigers were also ranked in the top 25 during all 19 weeks. They totaled 73 home runs, a .381 on-base percentage and .970 fielding percentage. Reed Rohlman was a second-team All-American and First-Team All-ACC selection who batted .361 and had a 20-game hitting streak. Beer was a second-team All-American who led the team in homers (16), RBIs (53) and on-base percentage (.478).

LeCroy helped coach the 2016 team to 44 wins, the ACC championship and a top-eight national seed under first-year head coach Monte Lee. Clemson, who was ranked No. 15 in the final USA Today coaches poll, slugged an ACC-high 75 homers, tied for seventh most in the nation, thanks in large part to Beer, who won the Dick Howser Trophy. Beer, who batted .369 with 18 homers, 70 RBIs and a .535 on-base percentage, became the first freshman to win the award and the first freshman to be named ACC Player-of-the-Year. LeCroy also worked with first-team All-America catcher Chris Okey, who hit .339 with 15 homers and 74 RBIs. Okey was a second-round draft pick after the season.

Five position players earned All-ACC honors in 2015, including Okey, a First-Team All-ACC catcher. Okey also earned first-team All-America honors, while Rohlman, a freshman, was a third-team All-American after leading the team in batting average (.356). The Tigers were third in the ACC in batting average as well.

The 2014 team saw five of its nine position players again earn All-ACC honors under LeCroy's tutelage. Steve Wilkerson received Second-Team All-ACC honors for the third year in a row after hitting .317 with six homers, 18 doubles and 42 RBIs. Tyler Krieger also earned All-ACC honors after leading the team in batting average (.338), while Steven Duggar had a team-high 25 steals.

In 2013, LeCroy's hitters combined for an ACC-high 111 steals, most by the Tigers since 2000. Shane Kennedy and Wilkerson earned All-ACC honors, while Duggar was named a freshman All-American.

The 2012 Tigers had a league-high four offensive players earn All-ACC honors, which were the first four batters (Wilkerson, Thomas Brittle, Richie Shaffer, Phil Pohl) in the lineup during most of the season. Shaffer, who hit .336 with a .480 on-base percentage, was a first-team All-American by Perfect Game, while Brittle had a 22-game hitting streak.

In his first season back at Clemson in 2011, the Tigers were sixth in the nation in batting average (.318) and led the ACC by 14 points. Clemson was also sixth in the nation in walks, 11th in runs, 14th in slugging percentage and tied for 14th in steals. LeCroy coached All-ACC outfielders Jeff Schaus and Will Lamb as well.

LeCroy spent three seasons (2008-10) as Tennessee's infielders coach and recruiting coordinator under head coach Todd Raleigh. Two of his recruiting classes (No. 23 by Collegiate Baseball in 2008 and No. 14 by Baseball America in 2009) with the Volunteers were ranked in the top 25. Before his stint in Knoxville, LeCroy served under Raleigh at Western Carolina in 2006 and 2007. Prior to his three years as the volunteer assistant coach at Clemson, LeCroy was an assistant coach at nearby Anderson (S.C.) during the 2001 and 2002 seasons.

Tennessee hit 67 home runs in 2008, at the time the fifth-best mark in school history. A year later, he was a big reason the Volunteers slugged 87 long balls.

He led Western Carolina's offense to heights not seen in recent history. In 2007, the Catamounts were in the top 11 in the nation in runs per game, homers per game, slugging percentage, doubles per game and batting average.

During the 2005 season, the last of his three years as the volunteer assistant at Clemson, LeCroy contributed to the Tigers' third-consecutive NCAA Tournament appearance and a trip to the Waco (Texas) Super Regional. He was a big reason Taylor Harbin had a stellar .974 fielding percentage along with 28 doubles, 10 homers and 63 RBIs in earning second-team All-America honors as a freshman.

In 2004, the Tigers hit 73 homers and 149 doubles. He coached Brad McCann to an All-America season, as he hit .379 with 16 homers and 65 RBIs.

The 2003 season was his first coaching at Clemson. The Tigers had a .326 batting average in ACC regular-season games, the best mark in the ACC by 19 points. LeCroy coached four all-conference players in 2003, all of which comprised the Tigers' starting infield.

LeCroy earned four letters at Clemson from 1997-00. He was a valuable utility player who hit .266 in 173 career games and 395 at-bats. He was the starting shortstop on the 1999 team that came one inning from advancing to the College World Series. He was the starting shortstop alongside future national player-of-the-year Khalil Greene, who was the starting third baseman on that 1999 squad. LeCroy was also a member of Clemson's 2000 College World Series team and was on four NCAA Tournament teams as a Tiger.

LeCroy earned his bachelor's degree in education from Clemson in May 2001. He was a three-sport star at nearby Walhalla (S.C.) High School, earning all-state honors in baseball, basketball and football.

LeCroy is married to the former Meredith Chandler. She was a four-time letterwinner in tennis at Clemson from 1996-99, was named ACC Outstanding Senior Female Scholarship Athlete in 1999 and was an NCAA Outstanding Sportsperson-of-the-Year National nominee that same season. She received a bachelor's degree in English from Clemson, graduating Magna Cum Laude, and a master's degree in professional communications from Clemson.

The couple has two sons, Crew and Cooper. LeCroy was born Feb. 1, 1978 in Anderson, S.C.

LeCROY'S COACHING RECORD

Year	School	Position(s)	W-L	NCAA
2001	Anderson (S.C.)	AC,RC	19-32	
2002	Anderson (S.C.)	AC,RC	30-26	
2003	Clemson	VA	39-22	Regional
2004	Clemson	VA	39-26	Regional
2005	Clemson	VA	43-23	Super Regional
2006	Western Carolina	AC	33-27	
2007	Western Carolina	AC	42-20	Regional
2008	Tennessee	AC,RC	27-29	
2009	Tennessee	AC,RC	26-29	
2010	Tennessee	AC,RC	30-26	
2011	Clemson	AC,RC	43-20	Regional
2012	Clemson	AC,RC	35-28	Regional
2013	Clemson	AHC,RC	40-22	Regional
2014	Clemson	AHC,RC	36-25	Regional
2015	Clemson	AHC,RC	32-29	Regional
2016	Clemson	AC,RC	44-20	Regional
2017	Clemson	AC,RC	42-21	Regional
2018	Clemson	AC,RC	47-16	Regional

Seasons as a full-time NCAA coach:18
 Winning seasons:.....15
 NCAA Tournament appearances:12
 Record as an assistant coach: 647-441 (.595)
 Record as a head coach:0-0

ASSISTANT COACH ANDREW SEE



ANDREW SEE

33

ASSISTANT COACH
4TH SEASON AT CLEMSON
16TH SEASON OVERALL
OHIO '02

Andrew See is in his fourth year with the Tiger program as an assistant coach and pitching coach in the 2019 season. See previously worked three seasons (2013-15) as pitching coach at Duke.

The 2018 Tigers totaled 47 overall wins, 22 ACC regular-season victories, a share of the ACC regular-season title and an outright ACC Atlantic Division championship. Those four achievements were all firsts for the program since 2006. Clemson finished ranked as high as No. 12 in the nation by Perfect Game and were also ranked in the top 25 during all 19 weeks. The pitching staff had a 3.65 ERA and 21 saves, tied for second most in Tiger history. Ryley Gilliam was a second-team All-American and First-Team All-ACC selection who had a 1.41 ERA and 11 saves. Ryan Miller and Carson Spiers were also stellar out of the bullpen and were big reasons Clemson had a school-record 16 one-run wins.

In 2017, the Tigers totaled 42 wins and hosted a regional. The 2017 squad was ranked in the top 10 for 10 straight weeks and finished ranked No. 22 in the coaches poll. The Tigers were also ranked in the top 25 during all 19 weeks. The pitching staff was one of the most consistent aspects of the team, as it easily led the nation in strikeout-to-walk ratio (3.93), while its 8.88 strikeouts per nine innings pitched was its best mark since 1996. Clemson had a 3.59 ERA and 562 strikeouts against only 143 walks. Pat Krall, a Senior CLASS Award finalist, was a Second-Team All-ACC selection, while Charlie Barnes was a Third-Team All-ACC pick.

See coached the 2016 team, who was ranked No. 15 in the final USA Today coaches poll, to 44 wins, the ACC championship and a top-eight national seed under first-year head coach Monte Lee. A major key was Clemson's 14 one-run wins and 5-1 record in extra-inning

THE SEE FILE

Full Name: Andrew Christopher See
Born: Jan. 20, 1979 in Cumberland, Md.
Education: Bachelor's degree in sport industry at Ohio (2002) ... master's degree in coaching education at Ohio (2003).
Playing Experience: One-year letterman at Georgia (1998) ... three-year letterman at Ohio (1999-01) ... played three seasons (2001-03) in the minor leagues in the Frontier League.
Coaching Experience: Student assistant coach at Ohio (2002) ... graduate assistant coach at Ohio (2003) ... assistant coach at UNC Greensboro (2004) ... assistant coach/recruiting coordinator at Appalachian State (2005,06) ... assistant coach/recruiting coordinator at Ohio (2007-09) ... associate head coach/recruiting coordinator at Ohio (2010-12) ... assistant coach at Duke (2013-15) ... assistant coach at Clemson (2016-18).
Family: Wife, Shauna ... the couple has a daughter, Vail.

games. Krall, a first-team All-American, led the pitching staff, as he became the first Tiger in history to lead the team outright in wins (10) and saves (5) in a season. He was 10-2 with an ACC-best 1.67 ERA in 80.2 innings pitched over 29 appearances (three starts). For his efforts, he was named one of the top-11 assistant coaches in the nation after the season by D1Baseball. He was also rated tied for the 29th-best recruiter in the nation by D1Baseball prior to the 2017 season.

In 2014 and 2015, See led the Blue Devils to their best-two ERA marks since the advent of the aluminum bat. Despite his top-two starters suffering injuries in 2015, the staff had a 3.29 ERA, while his 2014 staff had a 3.14 ERA, the program's best mark since 1971 and its first sub-4.00 ERA since 1993.

The 2015 Blue Devil staff featured Michael Matuella, one of the best righthanders in the nation who was drafted in the third round. Duke had 441 strikeouts, third most in school history. In 2014, Duke totaled a school-record 501 strikeouts thanks in large part to Matuella and Drew Van Orden, who was drafted in the fifth round.

From 2007-12, See served as pitching coach and recruiting coordinator at his alma mater, Ohio. During his final three seasons with the Bobcat program, he served as associate head coach. His 2008 and 2010 recruiting classes earned honorable mention honors by Collegiate Baseball.

In 2005 and 2006, See was an assistant coach and recruiting coordinator at Appalachian State under head coach Chris Pollard after serving one season as an assistant coach at UNC Greensboro in 2004, when he coached future major leaguer Danny Valencia. In the summer of 2005, he also was the head coach of the Southern Ohio Copperheads.

See started his coaching career as a student assistant coach (2002) and graduate assistant coach (2003) at Ohio. The 2003 Bobcat squad had a 35-23 record. See coached future major leaguers Adam Fox, Marc Krauss and Adam Russell during his two stints at Ohio.

See played three seasons at Ohio from 1999-01 after transferring from Georgia following his freshman

campaign in 1998. In addition to playing center field and first base at Ohio, he was a starting pitcher in the weekend rotation for two years and served as the Bobcat closer as a senior.

See had a .350 career batting average with 33 home runs and 116 RBIs, while posting a 13-12 record with 125 strikeouts on the mound. He earned All-Mideast Region and First-Team All-MAC honors as a senior after leading the Bobcats with 17 homers, tied for third most in Ohio history, and a then-school-record 70 RBIs. He finished his career second in Bobcat history with a .647 career slugging percentage and was seventh in career home runs.

A native of Adrian, Mich., See played professionally for the Chillicothe Paints in the Frontier (Independent) League for three years (2001-03). During his final season, he led the team with eight saves while also serving as the team's bullpen coach.

See and his wife, Shauna, have a daughter, Vail. He graduated from Ohio in 2002 with a bachelor's degree in sport industry and earned a master's degree in coaching education from Ohio in 2003. See was born Jan. 20, 1979 in Cumberland, Md.

SEE'S COACHING RECORD

Year	School	Position(s)	W-L	NCAA
2002	Ohio	SA	26-25	
2003	Ohio	GA	35-23	
2004	UNC Greensboro	AC	33-21-1	
2005	Appalachian State	AC,RC	10-42	
2006	Appalachian State	AC,RC	24-31-1	
2007	Ohio	AC,RC	23-31	
2008	Ohio	AC,RC	29-30	
2009	Ohio	AC,RC	29-24	
2010	Ohio	AHC,RC	20-35	
2011	Ohio	AHC,RC	27-27	
2012	Ohio	AHC,RC	28-29	
2013	Duke	AC	26-29	
2014	Duke	AC	33-25	
2015	Duke	AC	31-22	
2016	Clemson	AC	44-20	Regional
2017	Clemson	AC	42-21	Regional
2018	Clemson	AC	47-16	Regional

Seasons as a full-time NCAA coach:15
 Winning seasons:7
 NCAA Tournament appearances:3
 Record as an assistant coach: 446-403-2 (.525)
 Record as a head coach:0-0

VOLUNTEER ASSISTANT COACH GREG STARBUCK



GREG STARBUCK

21

- VOLUNTEER ASSISTANT COACH
- 4TH SEASON AT CLEMSON
- 21ST SEASON OVERALL
- WINSTON-SALEM STATE '91

where he played two seasons (1983,84). He played all four seasons of college ball under head coach Kenny Bagwell, who played (1970,72) and was an assistant coach (1975,77) at Clemson.

The native of Kernersville, N.C., received his bachelor of science degree in physical education from Winston-Salem State in 1991. Starbuck and his wife, April, have three sons, Mac, Banks and Jackson, and a daughter, Brettlyn. Starbuck was born June 11, 1964 in Winston-Salem, N.C.

Greg Starbuck is in his fourth year with the Tiger program as volunteer assistant coach in 2019. He previously worked 17 seasons (1999-15) as an assistant coach at Elon. Starbuck coaches the infielders as well as working with the hitters and serving as the third-base coach.

The 2018 Tigers totaled 47 overall wins, 22 ACC regular-season victories, a share of the ACC regular-season title and an outright ACC Atlantic Division championship. Those four achievements were all firsts for the program since 2006. Clemson finished ranked as high as No. 12 in the nation by Perfect Game and were also ranked in the top 25 during all 19 weeks. Clemson was third in the nation in homers (98) and had a school-record .975 fielding percentage as well. Seth Beer (first) and Logan Davidson (third) earned All-America honors, as Beer became just the second three-time All-American in Clemson history and was a first-round draft pick by the Houston Astros.

In 2017, the Tigers totaled 42 wins and hosted a regional. The 2017 squad was ranked in the top 10 for 10 straight weeks and finished ranked No. 22 in the coaches poll. The Tigers were also ranked in the top 25 during all 19 weeks. They totaled 73 home runs, a .381 on-base percentage and .970 fielding percentage. Reed Rohlman was a second-team All-American and First-Team All-ACC selection who batted .361 and had a 20-game hitting streak. Seth Beer was a second-team All-American who led the team in homers (16), RBIs (53) and on-base percentage (.478).

Starbuck helped coach the 2016 team to 44 wins, the ACC championship and a top-eight national seed under first-year head coach Monte Lee. Clemson, who

THE STARBUCK FILE

Full Name: Gregory Keith Starbuck
Born: June 11, 1964 in Winston-Salem, N.C.
Education: Bachelor's degree in physical education from Winston-Salem State in 1991.
Playing Experience: Two-year letterman at Montreat (1983,84) ... two-year letterman at UNC Asheville (1985,86).
Coaching Experience: Head coach at Carver (N.C.) High School (1991-98) ... assistant coach at Elon (1999-04) ... associate head coach/recruiting coordinator at Elon (2005-15) ... volunteer assistant coach at Clemson (2016-18).
Family: Wife, April ... the couple has three sons, Mac, Banks and Jackson, and a daughter, Brettlyn.

was ranked No. 15 in the final USA Today coaches poll, slugged an ACC-high 75 homers, tied for seventh most in the nation, thanks in large part to Beer, who won the Dick Howser Trophy. Beer, who batted .369 with 18 homers, 70 RBIs and a .535 on-base percentage, became the first freshman to win the award and the first freshman to be named ACC Player-of-the-Year.

With the Phoenix program, 14 of his teams won at least 30 games. He also helped Elon capture four SoCon regular-season titles, two SoCon Tournament championships and make six trips to the NCAA Tournament.

Starbuck coached 45 Phoenix players who received first or second-team all-conference honors. He also coached two Academic All-Americans, two SoCon Freshmen-of-the-Year, two SoCon Pitchers-of-the-Year and three SoCon Players-of-the-Year.

In 2013, Elon won its second SoCon Tournament title and advanced to NCAA Regional play, where it reached the regional finals.

In 2009, the Phoenix took home the regular-season conference title for the second straight year and third time in four years. Elon had a 22-3 league record and was 41-18 overall. The Phoenix earned a berth as a No. 2 seed in the Atlanta (Ga.) Regional and had the program's first top-25 finish at No. 24 in the Baseball America final ranking. That team also set program records for runs (604), hits (711), doubles (137), home runs (138) and RBIs (558).

In 2006, Starbuck was a part of Elon's first-ever SoCon regular-season title with a 21-6 league mark. The team also collected its second regional berth in five seasons, playing in the Clemson (S.C.) Regional as the No. 2 seed.

During Elon's historic 100th season of baseball in 2002, Starbuck helped the squad compile a 34-23 record. In just its third official season of Division I baseball, the Phoenix received an at-large bid to the NCAA Tournament and played in the Clemson Regional.

Prior to his time at Elon, Starbuck was the head coach at Carver (N.C.) High School from 1991-98. He also served as an assistant coach for the Kernersville (N.C.) Legion team from 1986-88, was co-head coach from 1989-97 and served as head coach in 1998,99.

Starbuck played at UNC Asheville as a shortstop for two years (1985,86) after transferring from Montreat,

STARBUCK'S COACHING RECORD

Year	School	Position(s)	W-L	NCAA
1999	Elon	AC	20-35-1	
2000	Elon	AC	33-25	
2001	Elon	AC	30-27	
2002	Elon	AC	34-23	Regional
2003	Elon	AC	34-23-2	
2004	Elon	AC	31-28	
2005	Elon	AHC,RC	32-25	
2006	Elon	AHC,RC	45-18	Regional
2007	Elon	AHC,RC	32-29	
2008	Elon	AHC,RC	44-18	Regional
2009	Elon	AHC,RC	41-18	Regional
2010	Elon	AHC,RC	38-24	Regional
2011	Elon	AHC,RC	36-21	
2012	Elon	AHC,RC	33-26	
2013	Elon	AHC,RC	34-30	Regional
2014	Elon	AHC,RC	27-26	
2015	Elon	AHC,RC	25-29	
2016	Clemson	VA	44-20	Regional
2017	Clemson	VA	42-21	Regional
2018	Clemson	VA	47-16	Regional

Seasons as a full-time NCAA coach:20
 Winning seasons:18
 NCAA Tournament appearances:9
 Record as an assistant coach: 702-482-3 (.593)
 Record as a head coach:0-0

STUDENT ASSISTANT COACH GRANT COX



GRANT COX

3

- STUDENT ASSISTANT COACH
- 1ST SEASON AT CLEMSON
- 1ST SEASON OVERALL
- SENIOR • SIMPSONVILLE, S.C.

Grant Cox is in his first year with the Tiger program as a student assistant coach in 2019. Cox was a player at Clemson from 2016-18, but was injured and was unable to play in a game. Cox was a highly-rated recruit from Greenville (S.C.) High School, where he lettered four times.

His brother, Trey, played soccer at Lees-McRae. Cox is majoring in sports communication and was born Oct. 11, 1996.

THE COX FILE

Full Name: John Grant Cox
Born: Oct. 11, 1996 in Greenville, S.C.

STUDENT ASSISTANT COACH WILL LAMB



WILL LAMB

42

- STUDENT ASSISTANT COACH
- 1ST SEASON AT CLEMSON
- 1ST SEASON OVERALL
- SENIOR • SEAFORD, VA.

Will Lamb is in his first year with the Tiger program as a student assistant coach in 2019. He returned to Clemson to finish his degree requirements through the Tiger Trust program.

Lamb was a career .316 hitter with 20 doubles, six triples, seven homers, 81 RBIs, 96 runs and 31 steals in 138 games (112 starts) in the field over three seasons (2009-01) at Clemson. He also had a 5-5 record, three saves and a 4.47 ERA with 74 strikeouts in 98.2 innings pitched over 43 appearances (15 starts).

He was drafted in the second round (No. 83 overall pick) by the Texas Rangers in 2011 after being a Second-Team All-ACC player that year, when he had a 25-game hitting streak and an 11-game hitting streak.

In seven minor league seasons, including three at the AAA level, he was primarily a pitcher who was 27-23 with seven saves, a 4.20 ERA and 429 strikeouts in 463.1 innings pitched over 244 appearances (37

THE LAMB FILE

Full Name: William Bradley Lamb
Born: Sept. 9, 1990 in Newport News, Va.
Playing Experience: Three-year letterman at Clemson (2009-11) ... seven years (2011-17) in the majors with the Texas Rangers, Chicago White Sox and Colorado Rockies.
Family: Wife, Courtney.

starts) for the Texas Rangers, Chicago White Sox and Colorado Rockies.

Lamb, a native of Seaford, Va., is majoring in communication and was born Sept. 9, 1990.

DIRECTOR OF OPERATIONS BRAD OWENS



BRAD OWENS

DIRECTOR OF OPERATIONS
12TH SEASON AT CLEMSON
ANDERSON (S.C.) '06

later earned his master's degree from Clemson in human resource development in 2008. Owens was born Sept. 2, 1983 in Augusta, Ga.

Brad Owens is in his 12th season with the Tiger program in 2019, serving as director of operations. He is in charge of all team travel and camps for the program along with handling many other administrative duties.

The native of Barnwell, S.C., attended nearby Anderson (S.C.) University, where he was a four-time letterman. The righthanded middle reliever lettered from 2003-06 and served as team captain during his senior season. In his four-year career, he made 52 appearances (one start) on the mound and pitched 73.0 innings.

In both 2005 and 2006, he won the Trojan Challenge, the squad's offseason conditioning competition. Owens was also a member of the Carolinas-Virginia Athletic Conference All-Academic team as a senior and was a Dean's List student for three years.

During his playing days, Owens worked in a variety of roles at Anderson. He was a sports information de-

partment intern and later was an assistant. Owens was also a residence advisor in the Anderson Residence Life Department.

In the summer of 2006, Owens was an operations assistant for the Greenville (S.C.) Drive (Boston Red Sox affiliate). He also served as a player development intern for the Red Sox during the 2007 season, including duties performed at spring training in Fort Myers, Fla.

During the 2006-07 academic year, Owens served as an administrative graduate assistant for the Student-Athlete Enrichment Programs on the Clemson campus. Owens provided academic advising for student-athletic staff members, including monitoring of grades along with assistance with registration, general guidance and daily communication with coaching staffs of various sports.

Owens, who had a 3.30 GPA in his career as an undergraduate, received a bachelor of science degree in business management from Anderson in 2006. He

DIRECTOR OF PLAYER DEVELOPMENT BEN PAULSEN



BEN PAULSEN

DIRECTOR OF PLAYER DEVELOPMENT
1ST SEASON AT CLEMSON
CLEMSON '18

PAULSEN'S COACHING RECORD

Year	School	Position(s)	W-L	NCAA
2018	Clemson	SA	47-16	Regional
Seasons as a full-time NCAA coach:0				
Winning seasons:0				
NCAA Tournament appearances:0				
Record as an assistant coach:0-0				
Record as a head coach:0-0				

Paulsen, a native of Acworth, Ga., returned to Clemson through the Tiger Trust Program and graduated with a degree in business management in 2018. Paulsen, who is married to the former Kendall Hill, was born Oct. 27, 1987 in Plymouth, Wis.

Ben Paulsen is in his first year with the Tiger program serving as director of player development in 2019. Paulsen spent the 2018 season as a student assistant coach at Clemson, as he returned to Tigertown to finish his degree requirements through the Tiger Trust program. He later served as the volunteer assistant coach at Georgia Southern in the fall of 2018.

Among Paulsen's responsibilities, he is in charge of player development, opponent scouting, facility organization, enhancement & technology, recruiting & alumni relations, student-athlete transition and student-athlete services.

As a student assistant coach in 2018, he helped the Tigers total 47 overall wins, 22 ACC regular-season victories, a share of the ACC regular-season title and an outright ACC Atlantic Division championship. Those four achievements were all firsts for the program since 2006. Clemson finished ranked as high as No. 12 in

the nation by Perfect Game and were also ranked in the top 25 during all 19 weeks. Clemson was third in the nation in homers (98) and had a school-record .975 fielding percentage as well. Seth Beer (first) and Logan Davidson (third) earned All-America honors, as Beer became just the second three-time All-American in Clemson history and was a first-round draft pick by the Houston Astros.

Paulsen, son of former Clemson assistant coach (2003-10) and current Winthrop head coach Tom Riginos, was a career .318 hitter with 45 doubles, five triples, 31 homers, 130 RBIs and four steals in 182 games (170 starts) over three seasons (2007-09) at Clemson.

The first baseman, who was drafted in the third round by the Colorado Rockies in 2009, played three seasons (2014-16) in the majors with the Rockies, hitting .271 with 16 home runs and 70 RBIs in 186 games.

SUPPORT STAFF

ROBERTA BALLIET

Administrative Coordinator, Olympic Sports

Roberta Balliet, a native of Muncy, Pa., is in her 18th year at Clemson. She serves as administrative coordinator for Olympic sports, coordinates the Tiger Bat Girls and is the housing coordinator for the athletic department.

Balliet served as an assistant in the athletic department at Muncy High School, where she was head coach of the cheerleaders for many years. Her squads won numerous awards, locally, regionally, state-wide and nationally. She also served as game manager for women's basketball and scorekeeper for men's basketball.

Balliet owned and operated a bed & breakfast for several years. She served as president of the Muncy Area Chamber of Commerce and was a member of the board of directors of the Lycoming County Chamber of Commerce and the Muncy Business Association.

Balliet graduated from Muncy High School, where she was a cheerleader and member of the swim team. After graduation, she studied in Sweden, where she graduated from Kunghogskolan with a degree in humanistics.

She is a widow and mother of two sons, Andy (Clemson '98 (deceased)) and Keith, and a daughter-in-law, Corina. Balliet is a grandmother of two, Luke and Ava.

RICK FRANZBLAU

Director of Olympic Sports Strength & Conditioning

Rick Franzblau is in his fourth year as director of Olympic sports strength & conditioning and fifth with baseball. The previous five years, he served as an assistant director of Olympic strength & conditioning.

He is responsible for the supervision of other full-time strength & conditioning coaches, graduate assistants and volunteer interns. As an assistant, he was directly responsible for baseball, track & field, cross country, men's & women's golf, men's tennis and women's diving programs. He also worked as a graduate assistant at Clemson with football and Olympic sports.

At Clemson, Franzblau has worked with 10 ACC championship track & field squads. He has also worked with eight individual NCAA champions and seven track & field Olympians. In 2013, he worked with Brianna Rollins, the American recordholder in 100m hurdles.

Franzblau graduated in 2006 with a degree in history from Colgate, where he spent three years as a student assistant strength coach after his football career was cut short due to injuries. He is a certified strength & conditioning specialist through the NSCA and holds the SCCC certification through the CSCCA organization.

BRIAN HENNESSY

Senior Associate Director of Athletic Communications

Brian Hennessy is in his 18th year at Clemson and serves as a senior associate director of athletic communications. The Clemson, S.C., native also worked as a student and graduate assistant in the athletic communications office for six years (1995-00).

He is responsible for all operations for baseball and is the secondary football contact. He serves as coordinator of publications, as he was editor of Orange The Experience magazine from 2015-18. Hennessy also coordinates the office's photography, including managing the photographers and digital photo library.

He has written and edited the baseball guide (1998-00,03-19) and football guide (2002-14,17,18). He has received numerous CoSIDA honors for his baseball guides, including No. 1 national rankings in 2014 and 2017, and No. 2 rankings in 2005, 2015 and 2016.

Hennessy, who has been responsible for layout and editing of the football gameday programs since 2002, had it ranked No. 1 in the nation for the 2015, 2016 and 2017 series, and No. 2 in 2008, 2012 and 2013.

He graduated from Clemson in 1998 and later received a master's degree.

TRAVIS JOHNSTON

Assistant Athletic Trainer

Travis Johnston is in his 11th year as an assistant athletic trainer working with the Clemson baseball program.

Johnston returned to Tigertown in July 2008 after a three-year stint at Auburn as an assistant athletic trainer.

He earned a bachelor's degree from Clemson in parks, recreation, & tourism management in 2001. While with the Clemson program, he worked as a student assistant in the athletic training room from 1999-02. Johnston worked as a graduate assistant at Auburn from 2003-05 and earned a master's degree in administration of higher education.

Johnston earned his certification as an athletic trainer in 2003. He is also a member of the National Athletic Trainers' Association (NATA) as well as the South Carolina Athletic Trainers' Association.

Furthermore, after obtaining his certificate in dry needling under the guidelines of Dr. Yun-tao Ma's Systemic Dry Needling for Sport Performance, Johnston actively practices this Integrative Dry Needling, Orthopedic therapy approach.

LINDSEY RICKETTS

Associate Director of Athletic Academic Advising

Lindsey Ricketts is in her eighth season as the athletic academic advisor for the baseball team. She also serves as the advisor for the men's soccer squad. Ricketts is a member of the National Association of Academic Advising for Athletics (N4A) and received her individual certification in 2011.

The Pendleton, S.C., native is no stranger to the Clemson baseball program, as she served as a Tiger bat girl during the 2001-06 seasons while a student at Clemson.

Prior to advising, she worked at athletic academic services as an administrative assistant, where she coordinated the class attendance program and handled textbooks/supplies for scholarship student-athletes.

In 2004, Ricketts earned a bachelor of science degree in marketing, with an emphasis in sports, from Clemson. In 2006, she went on to receive a master's degree in human resource development, with a specialty in educational counseling, from Clemson.

Ricketts' father, Robert, was a long-standing administrator and associate athletic director in the Clemson athletic department as well.

MIKE WILSON

Director of Equipment, Olympic Sports

Mike Wilson is in his 14th year with the Clemson equipment room, ninth year working with Clemson baseball and sixth year as director of Olympic sports equipment. Better known as "House," Wilson served as a graduate assistant equipment manager for football at Clemson (2002-04) and student equipment manager for football at Clemson (1999-02).

Wilson is a 2002 and 2004 graduate of Clemson, as he earned his undergraduate degree in sociology and his master's degree in human resource development.

He is a certified equipment manager and member of the Athletic Equipment Managers Association. He is married to the former Meredith Fant of Union, S.C.

CLEMSON TIGERS NETWORK

Tiger Baseball is broadcast over the airwaves in 2019 thanks to the Clemson Tigers Network, a property of JMI Sports. The official Clemson sports network joined the university as its broadcast partner in 2017. The Clemson Tigers Network broadcasts all games in the 2019 season, including all postseason contests.

The broadcasts begin 30 minutes prior to the start of each game, as it has comments and strategies from head coach Monte Lee. All radio broadcasts are available on ClemsonTigers.com.

CTN BASEBALL AFFILIATES

Location	Station	Frequency	Schedule
Camden, S.C.	WPUB	102.7 FM	Partial
Charleston, S.C.	WQSC	98.5 FM	Partial
Charlotte, N.C.	WZGV	730 AM	Partial
Clemson, S.C.	WCPC	105.5 FM	All
Columbia, S.C.	WCOS	1400 AM	All
Greenville, S.C.	ESPN Upstate	1330 AM	All
		97.7 FM	All
Hilton Head, S.C.	WHHW	1130 AM	Partial
		96.1 FM	Partial
Loris, S.C.	WLSC	1240 AM	Partial

Newberry, S.C.	WKDK	1240 AM	Partial
Rock Hill, S.C.	WRHI	1340 AM	Partial
		100.1 FM	Partial
Spartanburg, S.C.	ESPN Upstate	950 AM	All
		97.1 FM	All
Union, S.C.	WBCU	1460 AM	Partial
		103.5 FM	Partial

Note: Flagship station in **bold**; all correspondence concerning network clearances, advertising and formatting should be directed to **Kim Ramsay** via phone at 859-226-4406 or via email at ramsay@jmisports.com.

MEET THE TIGERS



shortstop
LOGAN DAVIDSON
2018 ALL-AMERICAN

VETERAN BIOS



GRAYSON BYRD

4

INF • L-R • 6-3 • 205 • *SR • 2VL
MILTON, GA.
LOUISIANA STATE UNIVERSITY
PARKS, RECREATION & TOURISM MANAGEMENT

BYRD'S CAREER HIGHS

Runs	3	many (4)	-----
Hits	3	many (7)	-----
Doubles	1	many (8)	-----
Home Runs	3	Charleston Southern	3-13-18
RBIs	5	Charleston Southern	3-13-18
Walks	2	many (2)	-----
Steals	1	many (6)	-----

York Mets, Atlanta Braves, Philadelphia Phillies, Kansas City Royals, Los Angeles Angels, Cleveland Indians and Boston Red Sox; has been an announcer on MLB telecasts ... majoring in parks, recreation & tourism management ... born Grayson Elijah Byrd on June 16, 1996 in Queens, N.Y.

Transfer from Louisiana State who sat out the 2016 season due to NCAA transfer rules and was the starter at third base for most of 2017 ... a career .261 hitter with a .324 on-base percentage in 129 games (98 starts) over three seasons, including one at Louisiana State and two at Clemson ... has nine doubles, a triple, 10 homers, 55 RBIs, 54 runs, 30 walks, six hit-by-pitches and six steals ... a career .266 hitter with a .329 on-base percentage in 105 games (93 starts) in his two seasons at Clemson ... has eight doubles, a triple, 10 homers, 46 RBIs, 45 runs, 28 walks, five hit-by-pitches and six steals as a Tiger ... No. 26 senior in the nation in the preseason by Perfect Game.

2018 (REDSHIRT JUNIOR)

Third-Team All-ACC selection ... hit .243 with 23 runs, two doubles, nine homers, 26 RBIs, a .439 slugging percentage, .309 on-base percentage, 12 walks, three hit-by-pitches, five sacrifice bunts and three steals in 48 games (39 starts, including 15 at second base, 13 as the DH and 11 at third base) ... tied for the team lead in sacrifice bunts (5) ... committed only three errors (.967 fielding percentage) ... had 10 multiple-hit games ... hit .288 in 19 ACC regular-season games ... went 3-for-5 with two RBIs, two runs and a steal in the second game of a doubleheader against Georgia Tech on March 10 ... went 3-for-4 with a school-record-tying three homers and five RBIs against Charleston Southern on March 13; became the 14th Tiger and first since 2010 to hit three homers in a game ... hit a homer against No. 18 Coastal Carolina on April 3 ... went 2-for-3 with a homer, two runs and a walk at Notre Dame on April 7 ... went 2-for-4 with a homer, two runs and a walk at Wake Forest on April 22 ... went 1-for-3 with a homer, four RBIs and two walks against Presbyterian College on April 25 ... hit a three-run homer against No. 15 Florida State on May 6 ... went 2-for-4 with a walkoff homer in the 11th inning and two RBIs against Austin Peay on May 13.

2017 (REDSHIRT SOPHOMORE)

Hit .284 with 22 runs, six doubles, a triple, homer, 20 RBIs, a .345 on-base percentage, 16 walks, two hit-by-pitches and three steals in 57 games (54 starts, including 42 at third base and 12 at second base) ...

had 13 multiple-hit games ... hit .329 with runners on base ... went 3-for-4 with an RBI against Wright State on Feb. 17; was his first game as a Tiger ... went 2-for-5 with a double, three RBIs and a steal against Western Carolina on Feb. 22 ... went 3-for-5 with an RBI against Winthrop on March 29 ... went 3-for-4 with his first career homer, three runs and a walk at Georgia Tech on March 31 ... went 3-for-3 with two runs and a walk at Georgia Tech on April 2 ... went 2-for-4 with three runs and a walk at No. 25 Florida State on April 15 ... went 2-for-3 with an RBI, three runs and a walk in the first game of a doubleheader against No. 17 Wake Forest on April 22 ... went 2-for-3 with two RBIs, a run and walk against Nevada on May 8 ... went 3-for-5 with two RBIs and a walk at NC State on May 20.

2016 (SOPHOMORE)

Redshirted ... enrolled in January ... played for Upper Valley in the New England Collegiate Baseball League in the summer, where he hit .158 with two runs in seven games.

BEFORE CLEMSON

Was 7-for-33 (.212) with one double and nine RBIs in 24 games (five starts, two at second base, two at third base and one as the DH) at Louisiana State in 2015 ... coached by Paul Mainieri at Louisiana State ... drafted in the 39th round (No. 1,183 overall pick) by the Atlanta Braves ... No. 178 player in the nation by Perfect Game ... four-time all-region selection at King's Ridge Christian School ... region player-of-the-year as a senior ... hit .480 as a senior ... led his team to a 26-4 record and the state title as a senior ... first-team all-southeast region by Perfect Game as a senior ... hit .570 and was the team MVP as a junior ... invited to the Perfect Game National Showcase and Perfect Game East Coast Professional Showcase in 2013 ... member of the USA Baseball 17U Developmental team ... USA Baseball team selection in 2012 ... lettered four times at King's Ridge Christian School, where he was coached by Jason Couch.

PERSONAL

Recognized for his mission trips and charity work ... his father, Paul, was a righthander at Louisiana State and played 14 seasons in the major leagues with the New

BYRD'S CAREER STATS

OVERALL																							
Year	Avg	GP-GS	AB	R	H	2B	3B	HR	RBI	TB	Slg%	BB	HP	SO	GDP	OB%	SF	SH	SB	PO	A	E	Fld%
2015*	.212	24-5	33	9	7	1	0	0	9	8	.242	2	1	11	0	.278	0	0	0-0	7	19	0	1.000
2017	.284	57-54	183	22	52	6	1	1	20	63	.344	16	2	46	3	.345	2	4	3-4	38	100	8	.945
2018	.243	48-39	148	23	36	2	0	9	26	65	.439	12	3	36	3	.309	2	5	3-5	33	56	3	.967
Totals	.261	129-98	364	54	95	9	1	10	55	136	.374	30	6	93	6	.324	4	9	6-9	78	175	11	.958

* - Louisiana State

ACC REGULAR SEASON

Year	Avg	GP-GS	AB	R	H	2B	3B	HR	RBI	TB	Slg%	BB	HP	SO	GDP	OB%	SF	SH	SB	PO	A	E	Fld%
2017	.272	27-25	81	14	22	2	0	1	4	27	.333	10	1	25	0	.359	0	2	0-1	15	42	6	.905
2018	.288	19-18	66	12	19	2	0	3	9	30	.455	4	1	15	1	.338	0	4	2-3	18	29	1	.979
Totals	.279	46-43	147	26	41	4	0	4	13	57	.388	14	2	40	1	.350	0	6	2-4	33	71	7	.937

VETERAN BIOS



MAT CLARK

20

LHP • R-L • 6-0 • 185 • *SO • 1VL
 HILTON HEAD ISLAND, S.C.
 HILTON HEAD ISLAND HS
 HEALTH SCIENCE

CLARK'S CAREER HIGHS

Total IP	5.2	Kennesaw State	5-15-18
Scoreless IP	1.1	many (2)	-----
Hits	5	Kennesaw State	5-15-18
Runs	2	Kennesaw State	5-15-18
Earned Runs	1	many (4)	-----
Walks	2	NC State	3-17-18
Strikeouts	5	Kennesaw State	5-15-18

Has been used as a situational lefthander and spot starter.

2018 (REDSHIRT FRESHMAN)

ACC Academic Honor Roll member ... had a 4-0 record and 1.69 ERA in 19 appearances (one start) ... in 21.1 innings pitched, he allowed 18 hits (.217 opponents' batting average) and four walks with 23 strikeouts ... struck out both batters he faced in the 10th inning to earn his first career win against Winthrop on Feb. 27 ... retired the only batter he faced in relief to earn the win against No. 23 South Carolina at Greenville, S.C., on March 3 ... pitched 1.1 perfect innings in relief with three strikeouts against Presbyterian College on April 25 ... pitched 5.2 innings in his first career start, allowing five hits, one earned run and no walks with five strikeouts to earn the win at Kennesaw State on May 15 ... pitched 2.2 innings in relief with two strikeouts to earn the win against Notre Dame in the ACC Tournament on May 23 ... pitched 1.1 innings in relief, allowing no runs and no walks with two strikeouts against Vanderbilt in the Clemson Regional on June 2.

2017 (FRESHMAN)

Redshirted as a member of the developmental squad ... No. 110 freshman in the ACC in the preseason by Perfect Game.

BEFORE CLEMSON

Top-500 player in the nation by Perfect Game ... three-time all-state and three-time all-region ... area player-of-the-year ... three-time team MVP ... lettered five times in baseball at Hilton Head Island High School, where he was coached by Blair Carson.

PERSONAL

Majoring in health science ... born Mathew Davis Clark on Sept. 22, 1997 in Hilton Head Island, S.C.

CLARK'S CAREER STATS

OVERALL																						
Year	ERA	W-L	APP	GS	CG	SHO/CBO	SV	IP	H	R	ER	BB	SO	AB	O/BA	WP	HBP	BK	PO	A	E	Fld%
2018	1.69	4-0	19	1	0	0/1	0	21.1	18	5	4	4	23	83	.217	5	0	0	3	3	0	1.000
ACC REGULAR SEASON																						
Year	ERA	W-L	APP	GS	CG	SHO/CBO	SV	IP	H	R	ER	BB	SO	AB	O/BA	WP	HBP	BK	PO	A	E	Fld%
2018	1.93	0-0	6	0	0	0/0	0	4.2	2	1	1	3	2	14	.143	3	0	0	0	1	0	1.000

VETERAN BIOS



ANDREW COKER

50

RHP • R-R • 6-2 • 190 • *SO • SQ
 HARTSVILLE, S.C.
 HARTSVILLE HS
 MANAGEMENT

Righthander who will compete for innings on the mound.

2018 (REDSHIRT FRESHMAN)

ACC Academic Honor Roll member ... did not appear in a game.

2017 (FRESHMAN)

Redshirted as a member of the developmental squad.

BEFORE CLEMSON

Top-20 player in South Carolina by Diamond Prospects ... North-South All-Star Game selection ... three-time all-state and three-time all-region ... MVP of the 2015 Palmetto Games ... region player-of-the-year ... Mr. Baseball finalist ... team MVP as a senior ... led his team to a 29-2 record, four region titles and two lowerstate titles ... lettered four times in baseball at Hartsville High School, where he was coached by Tony Gainey.

PERSONAL

His father, David, played golf at The Citadel from 1989-92 ... majoring in management ... born David Andrew Coker on Jan. 5, 1998 in Hartsville, S.C.



MATT COOPER

26

OF/1B/C • R-R • 6-2 • 210 • SO. • 1VL
 VIRGINIA BEACH, VA.
 NORFOLK ACADEMY
 PRE-BUSINESS

Utility player will compete for playing time at a variety of positions.

2018 (FRESHMAN)

Hit .286 with a .375 on-base percentage and hit-by-pitch in seven games (two starts as the DH) ... went 2-for-3 against Charleston Southern on March 13; was his first career start ... No. 247 freshman in the nation in the preseason by Perfect Game ... No. 48 freshman in the ACC in the preseason by Perfect Game ... played

BEFORE CLEMSON

Area Code Games participant as a senior ... first-team all-state and all-conference selection as a senior ... lettered five times in baseball at Norfolk Academy, where he was coached by Tim Lavigne.

COOPER'S CAREER HIGHS

Runs	0	-----	-----
Hits	2	Charleston Southern	3-13-18
Doubles	0	-----	-----
Home Runs	0	-----	-----
RBI's	0	-----	-----
Walks	0	-----	-----
Steals	0	-----	-----

PERSONAL

Majoring in pre-business ... born Matthew Joseph Cooper on July 21, 1998 in Virginia Beach, Va.

COOPER'S CAREER STATS

OVERALL																				
Year	Avg	GP-GS	AB	R	H	2B	3B	HR	RBI	TB	Slg%	BB	HP	SO	GDP	OB%	SF	SH	SB	PO
2018	.286	7-2	7	0	2	0	0	0	0	2	.286	0	1	2	1	.375	0	0	0-1	2
ACC REGULAR SEASON																				
Year	Avg	GP-GS	AB	R	H	2B	3B	HR	RBI	TB	Slg%	BB	HP	SO	GDP	OB%	SF	SH	SB	PO
2018	.000	4-0	3	0	0	0	0	0	0	0	.000	0	0	1	1	.000	0	0	0-0	1

VETERAN BIOS



BROOKS CRAWFORD

19

RHP • R-R • 6-4 • 215 • SR. • 3VL
BISHOP, GA.
OCONEE COUNTY HS
SPORTS COMMUNICATION

Righthander who was one of the team's top long relievers in 2016 but saw less action in 2017 due to an illness during the second half of the season ... became a weekend starter in 2018 ... in 149.1 innings pitched over 59 appearances (18 starts) and three seasons, he has a 15-2 record, a save and 3.07 ERA while allowing 136 hits (.241 opponents' batting average) and 44 walks with 106 strikeouts ... second in Tiger history in winning percentage (.88.2).

2018 (JUNIOR)

ACC Academic Honor Roll member ... had an 8-2 record and a 3.24 ERA in 16 starts ... in 80.2 innings pitched, he allowed 71 hits (.234 opponents' batting average) and 18 walks with 58 strikeouts ... first in the ACC in wins in ACC regular-season games (6), tied for first in wins and tied for second in starts ... led the team in wins and innings pitched ... tied for the team lead in starts on the mound ... Clemson had a 14-2 record in his 16 starts ... only allowed nine runs on his eight homers ... pitched 5.0 innings in a starting role, allowing three hits, no runs and no walks with five strikeouts to earn the win in the first game of a doubleheader against No. 10 Dallas Baptist on Feb. 24 ... pitched 4.2 innings in a starting role, allowing three hits and one run with three strikeouts against No. 23 South Carolina at Greenville, S.C., on March 3 ... pitched 5.0 innings in a starting role, allowing no walks with five strikeouts to earn the win against Boston College on March 30 ... pitched 7.0 innings in a starting role, allowing five hits, one run and one walk with one strikeout to earn the win in the first game of a doubleheader at Notre Dame on April 8 ... pitched 7.0 innings in a starting role, allowing five hits, three runs and no walks with five strikeouts to earn the win at Wake Forest on April 21 ... pitched 5.0 innings in a starting role, allowing five hits, two earned runs and no walks with three strikeouts to earn the win at Virginia on April 28 ... pitched 5.0 innings in a starting role, allowing five hits and no walks with five strikeouts to earn the win against No. 15 Florida State on May 6 ... pitched 6.2 innings in a starting role, allowing four hits, one run and no walks with a team-season-high 10 strikeouts to earn the win against Austin Peay on May

12 ... pitched 5.1 innings in a starting role, allowing five hits, one run and one walk with six strikeouts to earn the win at Pittsburgh on May 18 ... pitched 5.0 innings in a starting role, allowing three hits and one run with three strikeouts against Miami (Fla.) in the ACC Tournament on May 24 ... pitched 5.1 innings in a starting role, allowing three hits and one earned run with two strikeouts against Morehead State in the Clemson Regional on June 1.

2017 (SOPHOMORE)

Had a 4-0 record and 1.23 ERA in 17 relief appearances ... in 22.0 innings pitched, he allowed 20 hits (.249 opponents' batting average), no homers and seven walks with 22 strikeouts ... led the team in ERA ... held opponents to a .130 batting average with two outs and .206 batting average with runners in scoring position ... pitched just twice after April 22 due to an illness ... pitched 1.1 innings in relief, allowing no runs and no walks with three strikeouts to earn the win against Western Carolina on Feb. 22 ... pitched 1.0 innings in relief, allowing one hit, no runs and no walks with three strikeouts to earn the win against Elon on Feb. 24; combined with Charlie Barnes and Ryley Gilliam to set a school record with 23 strikeouts ... pitched 1.2 innings in relief, allowing one hit, no runs and no walks with a strikeout at No. 4 South Carolina on March 5 ... pitched 4.2 innings in relief, allowing two hits, no runs and one walk with three strikeouts to earn the win against Notre Dame on March 11 ... pitched 1.2 innings in relief, allowing no walks with a strikeout to earn the win against Yale on March 15 ... pitched 3.1 innings in relief, allowing two hits, no runs and no walks with four strikeouts against Vanderbilt in the Clemson Regional on June 5 ... No. 26 ACC prospect for the 2018 draft in the preseason by D1Baseball ... played for Hyannis in the Cape Cod League in the summer, where he was 1-0 with a 4.68 ERA, .237 opponents' batting average and 16 strikeouts against 13 walks in 25.0 innings pitched over seven appearances (five starts).

2016 (FRESHMAN)

Had a 3-0 record, a save and a 3.66 ERA in 26 appearances (two starts) ... in 46.2 innings pitched, he allowed 45 hits (.254 opponents' batting average) and 19 walks

CRAWFORD'S CAREER HIGHS

Total IP	7.0	many (2)	-----
Scoreless IP	5.0	Dallas Baptist	(1)2-24-18
Hits	6	many (3)	-----
Runs	5	Florida State	5-29-16
Earned Runs	5	Florida State	5-29-16
Walks	4	Louisville	(1)3-25-18
Strikeouts	10	Austin Peay	5-12-18

with 26 strikeouts ... in 40.0 innings pitched over his 24 relief appearances, he was 3-0 with a 2.70 ERA, .243 opponents' batting average and 23 strikeouts ... allowed three earned runs (1.29 ERA) in 21.0 innings pitched after the sixth inning ... allowed only eight of 26 inherited baserunners to score ... pitched a hitless and scoreless inning in relief against Maine on Feb. 21; was his first career appearance ... pitched 2.2 innings in relief, allowing no hits and no runs with two strikeouts to earn his first career win against James Madison on Feb. 28 ... pitched 2.0 innings in relief, allowing no runs with two strikeouts at No. 18 South Carolina on March 4 ... pitched 1.2 innings in relief, allowing one hit, no runs and no walks with one strikeout at Wake Forest on March 11 ... pitched 2.2 innings in relief, allowing two hits and one run with one strikeout to earn the win at Wake Forest on March 13 ... pitched 1.2 innings in relief, allowing one hit and no runs to record his first career save against No. 22 Boston College on March 19 ... pitched 1.1 scoreless innings in relief with one strikeout against Presbyterian College on March 22 ... pitched 2.0 innings in relief, allowing one hit and no runs with two strikeouts at No. 4 Miami (Fla.) on March 26 ... pitched 2.2 innings in relief, allowing one hit and no earned runs with two strikeouts at Georgia on April 5 ... pitched 2.0 innings in relief, allowing one hit, no runs and no walks with one strikeout against No. 3 Florida State on April 30 ... pitched 2.0 perfect innings in relief with one strikeout to earn the win at Notre Dame on May 19 ... pitched 1.2 perfect innings in relief with two strikeouts against Western Carolina in the Clemson Regional on June 3 ... played for Charlottesville in the Valley League in the summer, where he was 2-1 with a 2.01 ERA, .238 opponents' batting average and 15 strikeouts against seven walks in 22.1 innings pitched over four starts; Valley Baseball League All-Star Game selection.

BEFORE CLEMSON

Team Elite member ... Athens Banner-Herald Player-of-the-Year as a senior ... team captain as a senior ... member of the region champions as a senior ... all-region selection as a sophomore, junior and senior ... won the team's best pitcher award as a sophomore and senior ... won the team's best hitter award as a junior and senior ... lettered four times in baseball and two times in basketball at Oconee County High School, where he was coached by Tom Gooch.

PERSONAL

Majoring in sports communication ... born Jonathan Brooks Crawford on Aug. 19, 1996 in Athens, Ga.

CRAWFORD'S CAREER STATS

OVERALL

Year	ERA	W-L	APP	GS	CG	SHO/CBO	SV	IP	H	R	ER	BB	SO	AB	O/BA	WP	HBP	BK	PO	A	E	Fld%
2016	3.66	3-0	26	2	0	0/0	1	46.2	45	25	19	19	26	177	.254	2	3	0	4	2	0	1.000
2017	1.23	4-0	17	0	0	0/1	0	22.0	20	4	3	7	22	84	.238	2	2	0	0	1	0	1.000
2018	3.24	8-2	16	16	0	0/0	0	80.2	71	33	29	18	58	303	.234	5	2	0	3	3	0	1.000
Totals	3.07	15-2	59	18	0	0/1	1	149.1	136	62	51	44	106	564	.241	9	7	0	7	6	0	1.000

ACC REGULAR SEASON

Year	ERA	W-L	APP	GS	CG	SHO/CBO	SV	IP	H	R	ER	BB	SO	AB	O/BA	WP	HBP	BK	PO	A	E	Fld%
2016	4.58	2-0	10	0	0	0/0	1	17.2	19	10	9	7	9	71	.268	0	1	0	2	2	0	1.000
2017	1.86	1-0	7	0	0	0/0	0	9.2	8	2	2	5	8	37	.216	1	1	0	0	1	0	1.000
2018	4.14	6-2	10	10	0	0/0	0	50.0	50	25	23	10	31	191	.262	3	1	0	2	1	0	1.000
Totals	3.96	9-2	27	10	0	0/0	1	77.1	77	37	34	22	48	299	.258	4	3	0	4	4	0	1.000

VETERAN BIOS



LOGAN DAVIDSON

8

SS • S-R • 6-3 • 195 • JR. • 2VL
 CHARLOTTE, N.C.
 PROVIDENCE HS
 MANAGEMENT

The everyday shortstop each of his first two seasons ... switch-hitter who has good speed and hits for power ... improved his defense immensely from his freshman year ... a career .289 hitter with a .509 slugging percentage and .398 on-base percentage in 126 games (126 starts) over two seasons ... has 27 doubles, 27 homers, 87 RBIs, 116 runs, 85 walks, eight hit-by-pitches and 20 steals ... has started every Clemson game of his career ... two-time All-ACC Academic selection ... two-time ACC Academic Honor Roll member ... team co-captain ... preseason first-team All-American by Baseball America ... preseason second-team All-American by D1Baseball ... preseason third-team All-American by Collegiate Baseball and Perfect Game ... No. 30 prospect for the 2019 draft in the preseason by Baseball America ... No. 20 college prospect for the 2019 draft in the preseason by Perfect Game ... No. 27 college prospect for the 2019 draft in the preseason by D1Baseball ... No. 18 junior in the nation in the preseason by Perfect Game ... preseason first-team All-ACC by Perfect Game.

2018 (SOPHOMORE)

Brooks Wallace Award Watch List member ... third-team All-American by Baseball America ... second-team All-Atlantic Region by ABCA ... Second-Team All-ACC selection ... won the Mitchell Award, given to the team's most valuable player ... CoSIDA Academic All-District selection ... All-ACC Academic selection ... ACC Academic Honor Roll member ... hit .292 with 60 runs, 18 doubles, 15 homers, 46 RBIs, a .544 slugging percentage, .408 on-base percentage, 43 walks, six hit-by-pitches and 10 steals in 63 games (63 starts at shortstop) ... tied for fourth in the ACC in doubles, tied for fifth in total bases (136), seventh in runs and tied for seventh in homers ... led the team in hits (73), doubles, bunt singles (3) and steals ... tied for the team lead in games and starts ... committed only eight errors (.971 fielding percentage) ... his .971 fielding percentage was second highest (behind Jason Stolz in 2012) by a shortstop in Tiger history ... hit .340 with runners on base ... had 20 multiple-hit games, including a team-high six three-hit games, and 11 multiple-RBI games ... nine of his 15 homers came as a righthanded batter ... hit five homers in the first inning ... hit .343 with seven homers, five doubles, 20 RBIs and 16 runs in 14 May games ... had an 11-game hitting streak that started in 2017 (nine games) and

ended in February ... named ACC Player-of-the-Week on April 30 for his five games from April 24-29; was 11-for-22 (.500) with four doubles, two homers, seven RBIs, nine runs and a .560 on-base percentage ... had a 20-game on-base streak from April to May ... had a 15-game hitting streak from April to May ... named one of 11 national players-of-the-week by Collegiate Baseball May 14 for his five games from May 7-13; was 9-for-21 (.429) with three homers, three doubles, eight RBIs, seven runs and two steals ... earned All-ACC Tournament honors by going 4-for-15 (.267) with two homers, a double, seven RBIs and three runs in three games ... went 2-for-3 with a homer, double, two RBIs, three runs and two walks against No. 23 South Carolina on March 4; received the Bob Bradley Award, as he was 3-for-6 with a homer, double, two RBIs, five runs, eight walks, a .786 on-base percentage and two steals in the series ... went 2-for-4 with a game-tying homer in the seventh inning and walk against Wofford on March 6 ... went 2-for-4 with a go-ahead homer in the eighth inning, double, two runs and a hit-by-pitch at Wake Forest on April 20 ... went 2-for-4 with a homer, four RBIs and a walk against Kennesaw State on April 24 ... went 3-for-3 with a homer, two doubles, four RBIs, four runs, two walks and two steals against Austin Peay on May 12 ... went 3-for-6 with two homers, three RBIs and four runs at Pittsburgh on May 17; became the first Tiger in history with a homer from both sides of the plate in one game ... went 3-for-6 with two homers, a double and a team-season-high seven RBIs against Notre Dame in the ACC Tournament on May 23; hit a homer from both sides of the plate in the fourth inning, a first for an inning in Tiger history; became the fifth Tiger in history with two homers in an inning; set Clemson's ACC Tournament record for RBIs in a game ... one of six participants in the College Home Run Derby in Omaha, Neb., on July 1; finished second with a derby-record-tying 58 points ... played for Falmouth in the Cape Cod League in the summer, where he hit .196 with three homers and 12 RBIs in 42 games.

2017 (FRESHMAN)

First-team freshman All-American by D1Baseball and Perfect Game ... second-team freshman All-American by Baseball America ... All-ACC Freshman selection ... All-ACC Academic selection ... ACC Academic Honor

DAVIDSON'S CAREER HIGHS

Runs	4	many (3)	-----
Hits	4	Virginia Tech	4-7-17
Doubles	2	many (3)	-----
Home Runs	2	many (2)	-----
RBIs	7	Notre Dame	5-23-18
Walks	4	Furman	3-27-18
Steals	2	many (3)	-----

Roll member ... hit .286 with 56 runs, nine doubles, 12 homers, 41 RBIs, a .388 on-base percentage, 42 walks, two hit-by-pitches and 10 steals in 63 games (63 starts at shortstop) ... tied for fourth in the nation in homers by a freshman and tied for first among Power Five Conference teams ... seventh in the ACC in walks ... led the team in at-bats (241) and sacrifice flies (6) ... tied for the team lead in games and starts ... first Tiger shortstop to hit double-digit homers in a season since 2007 (Taylor Harbin) ... had 20 multiple-hit games ... had 13 multiple-RBI games ... seven of his 12 homers came as a lefthanded batter ... had a 21-game on-base streak from March to April ... Clemson Regional All-Tournament selection after going 10-for-23 (.435) with a homer, double, four RBIs and two runs in five games ... went 2-for-3 with two RBIs, two runs and a walk against Wright State on Feb. 17; was his first career game ... went 3-for-5 with a double, homer, two RBIs and three runs against No. 11 Virginia on March 19 ... went 4-for-5 with a homer, two RBIs and three runs against Virginia Tech on April 7; was 6-for-9 with three RBIs, seven runs and three walks in the series ... hit a go-ahead two-run homer in the seventh inning and had three RBIs against UNC Greensboro in the Clemson Regional on June 4 ... went 3-for-4 with a double against Vanderbilt in the Clemson Regional on June 5 ... one of six participants in the College Home Run Derby in Omaha, Neb., on July 1 ... played for Falmouth in the Cape Cod League in the summer, where he hit .210 with 19 runs, four doubles, a homer, eight RBIs, 20 walks and three steals in 37 games.

BEFORE CLEMSON

Drafted in the 30th round (No. 887 overall pick) by the Philadelphia Phillies ... No. 131 draft prospect in the nation by Baseball America ... North Carolina Gatorade Player-of-the-Year as a senior ... All-American as a senior ... led his team to the state title as a junior ... lettered four times in baseball at Providence High School, where he was coached by Danny Hignight.

PERSONAL

His father, Mark, played at Clemson in 1982 and was a student assistant coach on the 2018 Clemson baseball team; Mark hit .336 with eight homers, 16 doubles, two triples, 50 RBIs, 58 runs and 18 steals in 59 games in 1982; Mark played six years in the majors with the Twins and Astros from 1986-91; Mark earned a World Series championship ring with the Twins in 1987 ... his sister, Taylor, was a standout on the Stanford tennis team from 2013-17; ITA All-American in doubles as a sophomore and junior ... majoring in management ... born Logan Douglas Davidson on Dec. 26, 1997 in Charlotte, N.C.

DAVIDSON'S CAREER STATS

OVERALL

Year	Avg	GP-GS	AB	R	H	2B	3B	HR	RBI	TB	Slg%	BB	HP	SO	GDP	OB%	SF	SH	SB	PO	A	E	Fld%
2017	.286	63-63	241	56	69	9	0	12	41	114	.473	42	2	53	7	.388	6	2	10-13	75	156	22	.913
2018	.292	63-63	250	60	73	18	0	15	46	136	.544	43	6	68	0	.408	0	2	10-13	84	181	8	.971
Totals	.289	126-126	491	116	142	27	0	27	87	250	.509	85	8	121	7	.398	6	4	20-26	159	337	30	.943

ACC REGULAR SEASON

Year	Avg	GP-GS	AB	R	H	2B	3B	HR	RBI	TB	Slg%	BB	HP	SO	GDP	OB%	SF	SH	SB	PO	A	E	Fld%
2017	.266	30-30	109	29	29	5	0	5	21	49	.450	25	2	28	3	.403	3	1	3-4	29	77	7	.938
2018	.270	30-30	126	24	34	10	0	6	18	62	.492	10	4	34	0	.343	0	2	4-6	39	79	4	.967
Totals	.268	60-60	235	53	63	15	0	11	39	111	.472	35	6	62	3	.373	3	3	7-10	68	156	11	.953

VETERAN BIOS



DREW DONATHAN

51

C • R-R • 6-0 • 210 • SO. • 1VL
CHARLOTTE, N.C.
CHARLOTTE CHRISTIAN SCHOOL
PRE-BUSINESS

Catcher who was used as a spot starter and pinch-hitter as a freshman in 2018, but is slated to miss the 2019 season due to a leg injury.

2018 (FRESHMAN)

Hit .263 with two RBIs, a .400 on-base percentage, four walks and a hit-by-pitch 11 games (five starts as the DH) ... was 3-for-8 (.375) with runners on base ... went 1-for-3 with an RBI, a walk and hit-by-pitch against

Furman on Feb. 20; was his first career start ... No. 115 freshman in the ACC in the preseason by Perfect Game ... played for Gastonia in the Coastal Plain League in the summer, where he played eight games.

BEFORE CLEMSON

Powerade State Games participant as a junior ... all-state selection as a junior and senior ... all-conference selection as a sophomore, junior and senior ... Charlotte Ob-

DONATHAN'S CAREER HIGHS

Runs	0	-----
Hits	1	many (5) -----
Doubles	0	-----
Home Runs	0	-----
RBIs	1	many (2) -----
Walks	1	many (4) -----
Steals	0	-----

server first-team selection as a junior and senior ... team MVP as a junior and senior ... CISAA player-of-the-year as a junior ... member of the state championship team as a sophomore and runnerup as a senior ... lettered four times in baseball at Charlotte Christian School, where he was coached by Greg Simmons.

PERSONAL

His father, Tom, played golf at East Carolina ... majoring in pre-business ... born Drew Donathan on Feb. 28, 1998 in Charlotte, N.C.

DONATHAN'S CAREER STATS

OVERALL																							
Year	Avg	GP-GS	AB	R	H	2B	3B	HR	RBI	TB	Slg%	BB	HP	SO	GDP	OB%	SF	SH	SB	PO	A	E	Fld%
2018	.263	11-5	19	0	5	0	0	0	2	5	.263	4	1	8	1	.400	1	0	0-0	1	0	0	1.000

ACC REGULAR SEASON																							
Year	Avg	GP-GS	AB	R	H	2B	3B	HR	RBI	TB	Slg%	BB	HP	SO	GDP	OB%	SF	SH	SB	PO	A	E	Fld%
2018	.300	5-3	10	0	3	0	0	0	0	3	.300	2	0	7	0	.417	0	0	0-0	0	0	0	-----



BO GOBIN

41

RHP • R-R • 5-11 • 195 • *SO. • 1VL
SUMMERVILLE, S.C.
SUMMERVILLE HS
MARKETING

Righthander who was a reliever in his first active season in 2018.

2018 (REDSHIRT FRESHMAN)

ACC Academic Honor Roll member ... had an 0-0 record and a 15.00 ERA in five relief appearances ... in 3.0 innings pitched, he allowed eight hits, no homers and three walks with two strikeouts.

2017 (FRESHMAN)

Redshirted as a member of the developmental squad.

BEFORE CLEMSON

North-South All-Star Game selection ... Lowcountry player-of-the-year ... state pitcher-of-the-year ... AAAA player-of-the-year ... all-region and All-Lowcountry ... helped his team to the state title and region championship ... lettered three times in baseball at Summerville High School, where he was coached by Banks Faulkner.

GOBIN'S CAREER HIGHS

Total IP	1.0	many (2) -----
Scoreless IP	1.0	Charleston Southern 3-13-18
Hits	4	Boston College 3-29-18
Runs	4	Miami (Fla.) 4-13-18
Earned Runs	4	Miami (Fla.) 4-13-18
Walks	1	many (3) -----
Strikeouts	1	many (2) -----

PERSONAL

Pronounced GOH-bihn ... majoring in marketing ... born Michael Bollech Gobin on July 26, 1998 in Hilton Head Island, S.C.

GOBIN'S CAREER STATS

OVERALL																						
Year	ERA	W-L	APP	GS	CG	SHO/CBO	SV	IP	H	R	ER	BB	SO	AB	O/BA	WP	HBP	BK	PO	A	E	Fld%
2018	15.00	0-0	5	0	0	0/1	0	3.0	8	5	5	3	2	16	.500	0	0	0	1	0	0	1.000

ACC REGULAR SEASON																						
Year	ERA	W-L	APP	GS	CG	SHO/CBO	SV	IP	H	R	ER	BB	SO	AB	O/BA	WP	HBP	BK	PO	A	E	Fld%
2018	45.00	0-0	2	0	0	0/0	0	1.0	7	5	5	1	1	10	.700	0	0	0	1	0	0	1.000

VETERAN BIOS



JORDAN GREENE

9

2B • R-R • 5-8 • 160 • GR. • 3VL
 FORT MILL, S.C.
 CHARLOTTE COUNTRY DAY (N.C.) SCHOOL
 ECONOMICS

Second baseman and third baseman who saw significant action at third base in 2016 and became the everyday starter at second base in 2017 ... was the predominant starter at second base in 2018 ... a career .253 hitter with a .374 on-base percentage in 145 games (118 starts) over three seasons ... has 19 doubles, six homers, 46 RBIs, 79 runs, 80 walks, two hit-by-pitches and 16 steals.

2018 (JUNIOR)

Hit .250 with 36 runs, six doubles, five homers, 21 RBIs, a .404 slugging percentage, .398 on-base percentage, 33 walks, a hit-by-pitch and eight steals in 48 games (40 starts, including 38 at second base and two as the DH) ... committed only seven errors (.958 fielding percentage) ... had a .455 on-base percentage against lefthanders ... hit .299 with five homers, 15 RBIs, 27 runs, a .455 on-base percentage and six steals in 26 games in the No. 9 spot in the lineup ... went 1-for-2 with three runs and two walks against Boston College on March 29 ... went 2-for-3 with a homer, two runs and a walk against Boston College on March 31 ... went 2-for-4 with a homer, two RBIs and two runs against No. 18 Coastal Carolina on April 3 ... went 2-for-3 with a homer, three RBIs, a walk and steal in the first game of a doubleheader at Notre Dame on April 8 ... hit a homer against No. 10 Georgia at North Augusta, S.C., on April 10 ... went 1-for-3 with two runs and three walks against Miami (Fla.) on April 13 ... went 1-for-2 with an RBI, a run, walk and two steals at Wake Forest on April 22 ... hit a walkoff homer against No. 13 Florida State on May 7 ... went 1-for-4 with three RBIs, two runs and a walk against Notre Dame in the ACC Tournament on May 23 ... went 2-for-4 with a walkoff single in the 10th inning, run and walk against Morehead State in the Clemson Regional on June 1 ... played for Harwich in the Cape Cod League in the summer, where he played 10 games.

2017 (SOPHOMORE)

Hit .263 with 21 runs, nine doubles, 18 RBIs, a .332 on-base percentage, 21 walks and five steals in 59 games (51 starts, including 50 at second base and one in left field) ... tied for the team lead in sacrifice bunts (5) ... committed only six errors (.977 fielding percent-

age) ... had 12 two-out RBIs among his 18 total RBIs ... had 17 multiple-hit games ... hit .297 with two outs ... hit .300 and committed only one error (.993 fielding percentage) in ACC regular-season games ... Clemson Regional All-Tournament selection after totaling two hits, an RBI, a run, steal and no errors in 21 chances in five games ... went 1-for-2 with two walks against Notre Dame on March 11 ... went 2-for-3 with two runs and a walk against Yale on March 14 ... went 2-for-2 with a double, two runs and two walks against Yale on March 15; was 4-for-5 with four runs and three walks in the series ... went 3-for-4 with a double, two RBIs and a run against No. 11 Virginia on March 18 ... went 3-for-5 with a double, two RBIs and two runs against No. 11 Virginia on March 19 ... went 2-for-5 with two RBIs at Boston College in Kingston, R.I., on March 24 ... went 3-for-5 with two runs and a steal at Georgia Tech on March 31 ... went 2-for-3 with a double, two RBIs, a run and two walks against Virginia Tech on April 7 ... went 2-for-4 with two runs and a one-out single to start Clemson's ninth-inning rally against No. 17 Wake Forest on April 21 ... played for Front Royal in the Valley League in the summer, where he hit .297 with 15 runs, six doubles, a homer, 16 RBIs, a .404 on-base percentage and four steals in 25 games.

2016 (FRESHMAN)

Hit .235 with 22 runs, four doubles, one homer, seven RBIs, a .422 on-base percentage, 26 walks, one hit-by-pitch and three steals in 38 games (27 starts, including 25 at third base, one at second base and one as the DH) ... was 2-for-4 as a pinch-hitter ... hit .298 with a .468 on-base percentage in 23 home games ... was 8-for-18 (.444) with a .630 on-base percentage when leading off an inning ... hit .333 with 13 walks against only two strikeouts and a .550 on-base percentage in 13 non-conference, regular-season games ... hit a pinch-hit double in his first career plate appearance and scored a run against James Madison on Feb. 27 ... scored the walkoff run as a pinch-runner against Winthrop on March 9 ... had a walk and steal off the bench against No. 22 Boston College on March 18 ... went 2-for-4 with an RBI against Pittsburgh on April 2 ... hit the go-ahead, run-scoring single in the eighth inning against Pittsburgh

GREENE'S CAREER HIGHS

Runs	3	many (2)	-----
Hits	3	many (4)	-----
Doubles	1	many (19)	-----
Home Runs	1	many (6)	-----
RBIs	3	many (2)	-----
Walks	3	many (2)	-----
Steals	2	Wake Forest	4-22-18

on April 3 ... went 1-for-3 with two runs and two walks at Georgia on April 5; led off the ninth inning with a walk and scored the go-ahead run ... hit a pinch-hit double, stole third base and scored a run against No. 3 Florida State on April 30 ... went 2-for-4 against No. 4 Florida State on May 2; was 4-for-7 with a walk in the series ... went 1-for-2 with his first career homer, three runs, three walks and a steal against Furman on May 4 ... went 3-for-5 with a double and two runs against College of Charleston on May 10 ... went 1-for-2 with a run and two walks at Georgia Southern on May 15 ... played for Gastonia in the Coastal Plain League in the summer, where he hit .171 with six runs, three doubles, four RBIs and two steals in 26 games; did not commit an error in 87 chances.

BEFORE CLEMSON

Lettered four times in baseball and one time in football at Charlotte Country Day (N.C.) School, where he was coached by Mike Hennessey.

PERSONAL

His father, Anthony, was a defensive back on the Wake Forest football team in the 1980s ... graduated Aug. 10, 2018 with a degree in economics ... born Jordan Everett Greene on June 3, 1996 in Marietta, Ga.

GREENE'S CAREER STATS

OVERALL																							
Year	Avg	GP-GS	AB	R	H	2B	3B	HR	RBI	TB	Slg%	BB	HP	SO	GDP	OB%	SF	SH	SB	PO	A	E	Fld%
2016	.235	38-27	81	22	19	4	0	1	7	26	.321	26	1	18	2	.422	1	3	3-4	15	49	12	.842
2017	.263	59-51	198	21	52	9	0	0	18	61	.308	21	0	38	5	.332	1	5	5-7	100	157	6	.977
2018	.250	48-40	136	36	34	6	0	5	21	55	.404	33	1	28	2	.398	1	2	8-9	77	84	7	.958
Totals	.253	145-118	415	79	105	19	0	6	46	142	.342	80	2	84	9	.374	3	10	16-20	192	290	25	.951

ACC REGULAR SEASON																							
Year	Avg	GP-GS	AB	R	H	2B	3B	HR	RBI	TB	Slg%	BB	HP	SO	GDP	OB%	SF	SH	SB	PO	A	E	Fld%
2016	.213	21-15	47	7	10	2	0	0	5	12	.255	11	1	13	2	.367	1	1	2-3	10	24	5	.872
2017	.300	29-29	110	12	33	5	0	0	13	38	.345	11	0	22	3	.361	1	2	3-5	58	91	1	.993
2018	.261	23-20	69	19	18	3	0	3	10	30	.435	18	1	10	2	.416	1	1	6-7	38	39	3	.963
Totals	.270	73-64	226	38	61	10	0	3	28	80	.354	40	2	45	7	.380	3	4	11-15	106	154	9	.967

VETERAN BIOS



OWEN GRIFFITH

40

RHP • R-R • 6-1 • 195 • JR. • 2VL
AIKEN, S.C.
SOUTH AIKEN HS
MANAGEMENT

GRIFFITH'S CAREER HIGHS

Total IP	4.1	UNC Greensboro	6-4-17
Scoreless IP	4.1	UNC Greensboro	6-4-17
Hits	3	NC State	3-16-18
Runs	3	Duke	5-23-17
Earned Runs	2	many (2)	-----
Walks	3	Vanderbilt	6-3-18
Strikeouts	7	Vanderbilt	6-3-18

Saw limited action during the first half of the 2017 season, but became one of the team's top relievers late in the year ... used out of the bullpen in 2018 ... in 29.1 innings pitched over 24 relief appearances and two seasons, he has a 1-2 record, one save and a 3.68 ERA while allowing 26 hits (.228 opponents' batting average) and 16 walks with 32 strikeouts.

2018 (SOPHOMORE)

Had an 0-0 record, one save and a 6.14 ERA in 12 relief appearances ... in 14.2 innings pitched, he allowed 18 hits and 13 walks with 18 strikeouts ... pitched a perfect ninth inning with three strikeouts against No. 10 Georgia at North Augusta, S.C., on April 10 ... pitched the ninth inning, allowing no walks with one strikeout to record the save against Western Carolina on May 9 ... No. 21 ACC prospect for the 2019 draft in the preseason by D1Baseball ... played for Brewster in the Cape Cod League in the summer, where he was 1-0 with a save, 3.52 ERA and 10 strikeouts in 15.1 innings pitched over eight relief appearances.

2017 (FRESHMAN)

Had a 1-2 record and 1.23 ERA in 12 relief appearances ... in 14.2 innings pitched, he allowed eight hits (.151 opponents' batting average), no homers and three walks with 14 strikeouts ... stranded all nine of his inherited baserunners ... held opponents to 1-for-25 (.040) with runners on base and 3-for-22 (.136) with two outs ... held righthanded batters to a .121 batting average ... retired the only batter he faced to end the game against No. 11 Virginia on March 19; was his first career appearance ... pitched a perfect eighth inning with a strikeout at No. 25 Florida State on April 16 ... pitched 1.1 innings in relief, allowing one hit, no runs and no walks with a strikeout against Georgia on April 19 ... pitched 2.2 innings in relief, allowing one hit, no runs and no walks at Furman on May 9 ... pitched 1.2 innings in relief, allowing no hits and no earned runs with three strikeouts at NC State on May 20 ... pitched 4.1 innings in relief, allowing one hit, no runs and one walk with five strikeouts to earn his first career win against UNC Greensboro in the Clemson Regional on June 4 ... No. 99 freshman in the nation in the preseason by Perfect Game ... No. 20 freshman in the ACC in the preseason by Perfect Game.

BEFORE CLEMSON

East Coast Professional Showcase ... played in the Palmetto Games ... third-team All-American by Perfect Game ... No. 3 player in South Carolina by Perfect Game ... No. 1 pitcher in South Carolina by Perfect Game ... lettered three times in baseball and two times in football at South Aiken High School, where he was coached by Bob Polewski.

PERSONAL

Majoring in management ... born Owen Sinclair Griffith on Feb. 6, 1998 in Aiken, S.C.

GRIFFITH'S CAREER STATS

OVERALL

Year	ERA	W-L	APP	GS	CG	SHO/CBO	SV	IP	H	R	ER	BB	SO	AB	O/BA	WP	HBP	BK	PO	A	E	Fld%
2017	1.23	1-2	12	0	0	0/0	0	14.2	8	5	2	3	14	53	.151	4	2	1	0	0	0	-----
2018	6.14	0-0	12	0	0	0/0	1	14.2	18	10	10	13	18	61	.295	4	2	0	0	1	0	1.000
Totals	3.68	1-2	24	0	0	0/0	1	29.1	26	15	12	16	32	114	.228	8	4	1	0	1	0	1.000

ACC REGULAR SEASON

Year	ERA	W-L	APP	GS	CG	SHO/CBO	SV	IP	H	R	ER	BB	SO	AB	O/BA	WP	HBP	BK	PO	A	E	Fld%
2017	1.80	0-1	6	0	0	0/0	0	5.0	3	2	1	2	6	19	.158	1	1	0	0	0	0	-----
2018	4.15	0-0	3	0	0	0/0	0	4.1	7	2	2	3	3	20	.350	1	1	0	0	0	0	-----
Totals	3.86	0-1	9	0	0	0/0	0	9.1	10	4	3	5	9	39	.256	2	2	0	0	0	0	-----

VETERAN BIOS



SAM HALL

5

INF/OF • R-R • 6-1 • 190 • SO. • 1VL
 HAMPSTEAD, N.C.
 TOPSAIL HS
 SPORTS COMMUNICATION

HALL'S CAREER HIGHS

Runs	4	Notre Dame	5-23-18
Hits	2	many (4)	-----
Doubles	1	many (4)	-----
Home Runs	1	many (2)	-----
RBIs	1	many (7)	-----
Walks	2	Notre Dame	5-23-18
Steals	2	Western Carolina	5-9-18

Sophomore who played sparingly during the first half of his freshman season, but came on to be an everyday starter late in the year ... has good speed and the versatility to play in the infield and outfield.

2018 (FRESHMAN)

Hit .239 with 18 runs, four doubles, two homers, seven RBIs, a .341 on-base percentage, six walks, five hit-by-pitches and eight steals in 25 games (21 starts, including 16 in left field, four at second base and one at third base) ... committed only one error in 43 chances (.977 fielding percentage), including none in 17 chances as an infielder. ... hit .316 with a .409 on-base percentage as the leadoff batter of an inning ... as a pinch-runner with two outs in the ninth inning, he stole second base and scored the tying run against William & Mary on Feb. 16 ... went 2-for-4 with an RBI, a run, walk and steal against Presbyterian College on April 25; was his first career start ... went 2-for-4 with a double, two runs and a steal at Virginia on April 28 ... went 2-for-5 with his first career homer and two runs at Virginia on April 29 ... went 2-for-3 with an RBI, two runs, a hit-by-pitch and two steals against Western Carolina on May 9 ... went 1-for-1 with a double, four runs, two walks and a hit-by-pitch against Notre Dame in the ACC Tournament on May 23 ... No. 116 freshman in the nation in the preseason by Perfect Game ... No. 22 freshman in the ACC in the preseason by Perfect Game ... No. 33 freshman in the ACC in the preseason by D1Baseball ... played for Kalamazoo in the Northwoods League in the summer, where he hit .211 in 26 games.

BEFORE CLEMSON

All-county, all-area and all-conference selection as a sophomore, junior and senior ... member of the state championship team as a freshman and runnerup as a junior ... member of the conference championship team as a freshman and sophomore ... lettered four times in baseball at Topsail High School, where he was coached by Granville Gehris.

PERSONAL

Majoring in sports communication ... born Joseph Samuel Lee Hall on Jan. 27, 1999 in Little Rock, Ark.

HALL'S CAREER STATS

OVERALL																							
Year	Avg	GP-GS	AB	R	H	2B	3B	HR	RBI	TB	Slg%	BB	HP	SO	GDP	OB%	SF	SH	SB	PO	A	E	Fld%
2018	.239	25-21	71	18	17	4	0	2	7	27	.380	6	5	16	0	.341	0	1	8-10	30	12	1	.977
ACC REGULAR SEASON																							
Year	Avg	GP-GS	AB	R	H	2B	3B	HR	RBI	TB	Slg%	BB	HP	SO	GDP	OB%	SF	SH	SB	PO	A	E	Fld%
2018	.250	11-9	32	8	8	2	0	2	4	16	.500	0	3	6	0	.314	0	0	1-3	14	10	0	1.000



JUSTIN HAWKINS

17

INF • R-R • 6-3 • 205 • *SR • 1VL
 PROSPERITY, S.C.
 USC SUMTER
 COMMUNICATION

One of the team's strongest players who can play at a variety of infield positions.

2018 (REDSHIRT JUNIOR)

ACC Academic Honor Roll member ... hit .200 with seven runs, three doubles, two homers, eight RBIs, a .425 slugging percentage, .365 on-base percentage, 10 walks and a hit-by-pitch in 21 games (15 starts, including six at second base, six as the DH and three at third base) ...

committed only one error (.968 fielding percentage) ... hit a pinch-hit, two-run homer against Furman on Feb. 20 ... went 2-for-3 with a double and run against No. 23 South Carolina on March 4 ... went 1-for-3 with a homer, two RBIs and a walk against Wofford on March 6 ... No. 27 third baseman in the nation in the preseason by D1Baseball.

J. HAWKINS' CAREER HIGHS

Runs	2	Michigan State	3-7-18
Hits	2	many (2)	-----
Doubles	1	many (3)	-----
Home Runs	1	many (2)	-----
RBIs	2	many (2)	-----
Walks	2	Georgia Tech	(2)3-10-18
Steals	0	-----	-----

BEFORE CLEMSON

Second-team All-American at USC Sumter ... played multiple seasons at USC Sumter, where he was coached by Tim Medlin ... member of the 2015 American Legion World Series champion, as he was named MVP of the tournament ... all-state and all-region selection at Mid-Carolina High School ... lettered four times in baseball at Mid-Carolina High School, where he was coached by Daniel Gregory.

PERSONAL

His father, Scottie, played baseball at USC Aiken and USC Salkehatchie ... majoring in communication ... born Justin Scott Hawkins on Aug. 30, 1996 in Newberry, S.C.

J. HAWKINS' CAREER STATS

OVERALL

Year	Avg	GP-GS	AB	R	H	2B	3B	HR	RBI	TB	Slg%	BB	HP	SO	GDP	OB%	SF	SH	SB	PO	A	E	Fld%
2018	.200	21-15	40	7	8	3	0	2	8	17	.425	10	1	23	0	.365	1	0	0-0	7	23	1	.968

ACC REGULAR SEASON

Year	Avg	GP-GS	AB	R	H	2B	3B	HR	RBI	TB	Slg%	BB	HP	SO	GDP	OB%	SF	SH	SB	PO	A	E	Fld%
2018	.000	5-4	10	1	0	0	0	0	0	0	.000	3	0	9	0	.231	0	0	0-0	1	8	0	1.000



ELIJAH HENDERSON

6

OF • R-R • 5-11 • 170 • *FR • RS
 GREER, S.C.
 BLUE RIDGE HS
 AGRIBUSINESS

Second-year Tiger who was an infielder in 2018, but is an outfielder in 2019.

2018 (FRESHMAN)

Redshirted as a member of the developmental squad ... No. 130 freshman in the ACC in the preseason by Perfect Game ... played for Forest City in the Coastal Plain League, where he hit .250 with a homer, two triples, six doubles, 16 RBIs, 25 runs and eight steals in 34 games; named to the Coastal Plain League Select Team.

BEFORE CLEMSON

South Carolina Select Team participant ... three-time all-state and all-region selection ... region player-of-the-year as a senior ... lettered four times in baseball at Blue Ridge High School, where he was coached by Travis Henson.

PERSONAL

Majoring in agribusiness ... born Elijah Manning Henderson on Sept. 23, 1998 in Greenville, S.C.

VETERAN BIOS



JACOB HENNESSY

32

LHP • L-L • 6-0 • 230 • JR • 2VL
 MOORE, S.C.
 DORMAN HS
 MANAGEMENT

HENNESSY'S CAREER HIGHS

Total IP	7.1	Louisville	3-23-18
Scoreless IP	6.1	Dallas Baptist	2-23-18
Hits	8	Austin Peay	5-11-18
Runs	5	many (2)	-----
Earned Runs	5	Austin Peay	5-11-18
Walks	3	NC State	3-16-18
Strikeouts	8	Dallas Baptist	2-23-18

One of the team's top lefthanders out of the bullpen in 2017, then became the Friday starter in 2018 ... in 102.0 innings pitched over 40 appearances (14 starts) and two seasons, he has a 6-4 record, three saves and a 3.88 ERA while allowing 104 hits (.263 opponents' batting average) and 25 walks with 91 strikeouts ... sixth in Tiger history in strikeout-to-walk ratio (3.64) and eighth in walks per nine innings pitched (2.21)

2018 (SOPHOMORE)

College Baseball Foundation National Pitcher-of-the-Year Watch List member ... won the Dedication Award for outstanding work in the strength training room ... All-ACC Academic selection ... had a 4-3 record and 3.91 ERA in 14 starts ... in 71.1 innings pitched, he allowed 72 hits (.259 opponents' batting average) and 14 walks with 54 strikeouts ... held opponents to a .181 batting average with two outs ... had a 2.70 ERA in 43.1 innings pitched after the second inning ... had a 2-1 record, 2.27 ERA, .233 opponents' batting average and 29 strikeouts against nine walks in 31.2 innings pitched over six starts against NCAA Tournament teams ... pitched 6.1 innings in a starting role, allowing three hits, no runs and two walks with eight strikeouts to earn the win against No. 10 Dallas Baptist on Feb. 23 ... pitched 5.0 innings in a starting role, allowing three hits and no earned runs with two strikeouts at No. 23 South Carolina on March 2 ... pitched 7.0 innings in a starting role, allowing six hits, two runs and no walks with seven strikeouts against Georgia Tech on March 9 ... pitched 7.1 innings in a starting role, allowing five hits, one run and two walks with six strikeouts to earn the win at No. 11 Louisville on March 23 ... pitched 6.0 innings in a starting role, allowing one hit, no earned runs and two walks with four strikeouts to earn the win against Boston College on March 29 ... pitched 5.0 innings in a starting role, allowing four hits, two runs and no walks with three strikeouts to earn the win at Virginia on April 27 ... pitched 5.1 innings in a starting role, allowing one run and no walks with three strikeouts against No. 15 Florida State on May 5 ... played for Brewster in the Cape Cod League in the summer, where he was 1-2 with a save, 3.13 ERA and 18 strikeouts in 23.0 innings pitched over seven appearances (three starts).

2017 (FRESHMAN)

ACC Academic Honor Roll member ... had a 2-1 record, three saves and a 3.82 ERA in 26 relief appearances ... in 30.2 innings pitched, he allowed 32 hits (.274 opponents' batting average) and 11 walks with 37 strikeouts ... only allowed one steal in three attempts ... held lefthanded batters to a .193 batting average ... pitched 1.2 innings in relief, allowing no hits, no earned runs and no walks with four strikeouts; had all four strikeouts in the sixth inning ... pitched 2.0 innings in relief, allowing two hits and no runs with four strikeouts to record his first career save against Elon on Feb. 26 ... pitched 2.2 innings in relief, allowing no hits, no runs and no walks with three strikeouts to record the save against Notre Dame on March 10 ... pitched 3.1 innings in relief, allowing one hit, no runs and one walk with five strikeouts against Yale on March 14 ... pitched 2.2 innings in relief, allowing two hits and no runs with two strikeouts against Winthrop on March 29 ... pitched 3.2 innings in relief, allowing one hit, no runs and no walks with two strikeouts against Charleston Southern on April 11 ... struck out the only batter he faced to record the save against Georgia on April 19 ... pitched a perfect ninth inning with a strikeout to earn the win against No. 17 Wake Forest on April 21 ... No. 115 freshman in the ACC in the preseason by Perfect Game.

BEFORE CLEMSON

Played in the Select Games ... three-time all-state by High School Sports Report and two-time all-state by the coaches ... Spartanburg Herald Journal Player-of-the-Year ... team MVP ... No. 7 player in South Carolina by Perfect Game ... No. 2 lefthander in South Carolina by Perfect Game ... No. 3 lefthander in South Carolina by Diamond Prospects ... lettered four times in baseball at Dorman High School, where he was coached by Jesse Dyar.

PERSONAL

His sister, Melissa, played volleyball at Francis Marion ... his brother, Jack, is a freshman outfielder on the 2019 USC Upstate team ... majoring in management ... born Jacob David Hennessy on Aug. 4, 1997 in Spartanburg, S.C.

HENNESSY'S CAREER STATS

OVERALL

Year	ERA	W-L	APP	GS	CG	SHO/CBO	SV	IP	H	R	ER	BB	SO	AB	O/BA	WP	HBP	BK	PO	A	E	Fld%
2017	3.82	2-1	26	0	0	0/2	3	30.2	32	15	13	11	37	117	.274	4	0	0	0	5	0	1.000
2018	3.91	4-3	14	14	0	0/0	0	71.1	72	34	31	14	54	278	.259	6	1	0	2	11	2	.867
Totals	3.88	6-4	40	14	0	0/2	3	102.0	104	49	44	25	91	395	.263	10	1	0	2	16	2	.900

ACC REGULAR SEASON

Year	ERA	W-L	APP	GS	CG	SHO/CBO	SV	IP	H	R	ER	BB	SO	AB	O/BA	WP	HBP	BK	PO	A	E	Fld%
2017	10.80	1-1	10	0	0	0/0	1	6.2	12	8	8	4	8	31	.387	0	0	0	0	0	0	-----
2018	3.62	3-2	9	9	0	0/0	0	49.2	48	22	20	10	33	188	.255	3	1	0	2	8	2	.833
Totals	4.47	4-3	19	9	0	0/0	1	56.1	60	30	28	14	41	219	.274	3	1	0	2	8	2	.833

VETERAN BIOS



RYNE HUGGINS

37

🐾 LHP • R-L • 6-4 • 225 • *SO. • 1VL
 🐾 NEWBERRY, S.C.
 🐾 NEWBERRY HS
 🐾 PARKS, RECREATION & TOURISM MANAGEMENT

Situational lefty in his first active season in 2018.

2018 (REDSHIRT FRESHMAN)

ACC Academic Honor Roll member ... had an 0-0 record and a 9.82 ERA in 10 relief appearances ... in 3.2 innings pitched, he allowed five hits (.294 opponents' batting average) and two walks with three strikeouts ... only allowed one of his eight inherited baserunners to score.

2017 (FRESHMAN)

Redshirted ... No. 117 freshman in the ACC in the pre-season by Perfect Game ... played for Lexington County in the Coastal Plain League in the summer, where he was 0-0 and allowed nine hits and four walks with six strikeouts in 6.1 innings pitched over six relief appearances.

HUGGINS' CAREER HIGHS

Total IP	1.0	Notre Dame	5-23-18
Scoreless IP	1.0	Notre Dame	5-23-18
Hits	4	Vanderbilt	6-3-18
Runs	4	Vanderbilt	6-3-18
Earned Runs	4	Vanderbilt	6-3-18
Walks	1	many (2)	-----
Strikeouts	1	many (3)	-----

BEFORE CLEMSON

Played in the Palmetto Games in 2014 and 2015 ... played in the Select Games in 2016 ... all-state as a junior and senior ... No. 1 lefthander in South Carolina by Diamond Prospects ... lettered five times in baseball and three times in swimming at Newberry High School, where he was coached by Lindsay Stribble.

PERSONAL

His father, Mike, played three years (1986,87,89) at Clemson and had a 4-3 record and 5.37 ERA in 65.1 innings pitched over 41 relief outings ... his brother, Jack, was a member of the 2015 Tiger baseball team ... majoring in parks, recreation & tourism management ... born Ryne Neville Huggins on Jan. 17, 1998 in Columbia, S.C.

HUGGINS' CAREER STATS

OVERALL																						
Year	ERA	W-L	APP	GS	CG	SHO/CBO	SV	IP	H	R	ER	BB	SO	AB	O/BA	WP	HBP	BK	PO	A	E	Fld%
2018	9.82	0-0	10	0	0	0/0	0	3.2	5	4	4	2	3	17	.294	1	0	0	0	0	1	.000

ACC REGULAR SEASON																						
Year	ERA	W-L	APP	GS	CG	SHO/CBO	SV	IP	H	R	ER	BB	SO	AB	O/BA	WP	HBP	BK	PO	A	E	Fld%
2018	0.00	0-0	1	0	0	0/0	0	0.1	0	0	0	0	0	1	.000	0	0	0	0	0	0	----



HOLT JONES

45

🐾 RHP • R-R • 6-8 • 215 • SO. • 1VL
 🐾 SANTA MONICA, CALIF.
 🐾 SANTA MONICA HS
 🐾 PRE-BUSINESS

One of the tallest (6'8") players in Clemson history who showed his hard fastball in the fall.

2018 (FRESHMAN)

Had a 2-0 record and 4.41 ERA in eight appearances (three starts) ... in 16.1 innings pitched, he allowed 16 hits (.254 opponents' batting average), no homers and 10 walks with 18 strikeouts ... held opponents to a .100 batting average with two outs ... pitched 2.1 innings in relief, allowing one hit and no runs with three strikeouts to earn his first career win against Michigan State at Greenville, S.C., on March 7 ... pitched 5.1 innings in a starting role, allowing two hits and no runs with eight

strikeouts to earn the win against Charleston Southern on March 13; struck out the first seven batters of the game and did not allow a hit until the sixth inning; was his first career start ... pitched 1.1 innings in relief, allowing no hits, no runs and no walks with one strikeout in the first game of a doubleheader against Miami (Fla.) on April 14 ... pitched 1.1 innings in relief, allowing one hit and no runs against Notre Dame in the ACC Tournament on May 23 ... No. 136 freshman in the ACC in the preseason by Perfect Game ... played for the Baltimore Redbirds in the Cal Ripken Collegiate Baseball League in the summer, where he was 1-2 with a 3.60 ERA and 21 strikeouts in 15.0 innings pitched over four starts.

JONES' CAREER HIGHS

Total IP	5.1	Charleston Southern	3-13-18
Scoreless IP	5.1	Charleston Southern	3-13-18
Hits	4	many (2)	-----
Runs	4	Coastal Carolina	3-20-18
Earned Runs	3	Coastal Carolina	3-20-18
Walks	3	Coastal Carolina	3-20-18
Strikeouts	8	Charleston Southern	3-13-18

BEFORE CLEMSON

Honorable mention All-American by Perfect Game as a senior ... lettered two times in baseball at Santa Monica High School, where he was coached by Adam Klein.

PERSONAL

His sister, Whitney, is a senior pitcher on the 2019 Rutgers softball team ... his father, Penn, played baseball at Southern California ... his uncle, Lee Jones, played baseball at Southern California ... his grandfather, Gordon, played at Southern California and was the leadoff batter on the 1948 team that defeated Yale and first baseman George Bush Sr., for the national championship; played 11 seasons (1954-62,64,65) in the majors as a righthander with the Cardinals, Giants, Orioles, Athletics and Colt .45s/Astros ... his great grandfather, Gordon, played seven minor league seasons (1921-23,25,28-30) before serving as a scout with the New York Yankees for over 30 years ... majoring in pre-business ... born Penn Holter Jones Jr., on May 8, 1999 in Greenwich, Conn.

JONES' CAREER STATS

OVERALL																						
Year	ERA	W-L	APP	GS	CG	SHO/CBO	SV	IP	H	R	ER	BB	SO	AB	O/BA	WP	HBP	BK	PO	A	E	Fld%
2018	4.41	2-0	8	3	0	0/1	0	16.1	16	10	8	10	18	63	.254	1	3	0	2	0	1	.667

ACC REGULAR SEASON																						
Year	ERA	W-L	APP	GS	CG	SHO/CBO	SV	IP	H	R	ER	BB	SO	AB	O/BA	WP	HBP	BK	PO	A	E	Fld%
2018	0.00	0-0	1	0	0	0/0	0	1.1	0	0	0	0	1	4	.000	0	1	0	0	0	0	----

VETERAN BIOS



BO MAJKOWSKI

16

OF • L-R • 5-10 • 205 • SO. • 1VL
JOHNS CREEK, GA.
JOHNS CREEK HS
PARKS, RECREATION & TOURISM MANAGEMENT

Saw limited action in the outfield as a freshman in 2018.

2018 (FRESHMAN)

ACC Academic Honor Roll member ... was 0-for-1 in two games ... No. 201 freshman in the nation in the preseason by Perfect Game ... No. 40 freshman in the

ACC in the preseason by Perfect Game ... played for the Baltimore Redbirds in the Cal Ripken Collegiate Baseball League in the summer, where he hit .204 with a homer and 16 RBIs in 36 games.

MAJKOWSKI'S CAREER HIGHS

Runs	0
Hits	0
Doubles	0
Home Runs	0
RBIs	0
Walks	0
Steals	0

BEFORE CLEMSON

All-region selection as a junior ... lettered three times in baseball, one time in football and one time in basketball at Johns Creek High School, where he was coached by Billy Nicholson.

PERSONAL

His father, Don, played football at Virginia, then played 10 years (1987-96) in the NFL with the Packers, Colts and Lions, totaling 12,700 passing yards and 66 passing touchdowns ... majoring in parks, recreation & tourism management ... born Bo Cannon Majkowski on July 5, 1998 in Johns Creek, Ga.

MAJKOWSKI'S CAREER STATS

OVERALL																			
Year	Avg	GP-GS	AB	R	H	2B	3B	HR	RBI	TB	Slg%	BB	HP	SO	GDP	OB%	SF	SH	SB
2018	.000	2-0	1	0	0	0	0	0	0	0	.000	0	0	1	0	.000	0	0	0-0



TRAVIS MARR

39

RHP • R-R • 6-3 • 210 • *SO. • 1VL
CASTLE ROCK, COLO.
REGIS JESUIT HS
MANAGEMENT

In 45.2 innings pitched over 23 appearances (two starts) and two seasons, he has a 6-2 record and 5.91 ERA while allowing 54 hits (.302 opponents' batting average) and 21 walks with 35 strikeouts ... two-time ACC Academic Honor Roll member.

2018 (REDSHIRT FRESHMAN)

All-ACC Academic selection ... ACC Academic Honor Roll member ... had a 6-2 record and 6.04 ERA in 22 appearances (two starts) ... in 44.2 innings pitched, he allowed 54 hits and 21 walks with 33 strikeouts ... allowed only one steal in four attempts ... had a 1.98 ERA in 13.2 innings pitched after the sixth inning ... pitched 3.0 innings in relief, allowing no runs and no walks with three strikeouts in the second game of a doubleheader against Georgia Tech on March 10 ... pitched 5.0 innings

in relief, allowing five hits, one run and no walks with two strikeouts at Coastal Carolina on March 20 ... pitched a hitless inning in relief to earn his first career win in the first game of a doubleheader at No. 11 Louisville on March 25 ... pitched 2.0 innings in relief, allowing one hit, no runs and no walks with three strikeouts to earn the win at Furman on March 27 ... pitched 3.1 innings in relief, allowing one hit, no runs and one walk with two strikeouts to earn the win against Boston College on March 31 ... pitched 3.2 innings in relief, allowing two hits and one run with five strikeouts against No. 10 Georgia at North Augusta, S.C., on April 10 ... pitched 3.1 innings in relief, allowing three hits and one run with one strikeout to earn the win against Presbyterian College on April 25 ... pitched 3.1 innings in relief, allowing one walk with two strikeouts against Western Carolina

MARR'S CAREER HIGHS

Total IP	5.0	many (2)
Scoreless IP	3.1	Boston College 3-31-18
Hits	6	many (2)
Runs	5	Georgia 4-17-18
Earned Runs	5	Georgia 4-17-18
Walks	3	many (3)
Strikeouts	5	Georgia 4-10-18

on May 9 ... pitched a hitless and scoreless 11th inning with one strikeout to earn the win against Austin Peay on May 13 ... played for Hyannis in the Cape Cod League in the summer, where he was 0-2 with a 9.90 ERA and eight strikeouts in 10.0 innings pitched over three starts.

2017 (FRESHMAN)

ACC Academic Honor Roll member ... had an 0-0 record and 0.00 ERA in one relief appearance ... in 1.0 innings pitched, he allowed no hits (.000 opponents' batting average) and no walks with two strikeouts ... received a medical redshirt ... pitched a perfect eighth inning with two strikeouts against Elon on Feb. 25.

BEFORE CLEMSON

Two-time all-state pick ... played two times in the Futures vs. All-Stars at Coors Field ... Perfect Game National participant ... lettered three times in baseball at Regis Jesuit High School, where he was coached by Matt Darr.

PERSONAL

Majoring in management ... born Travis John Marr on July 8, 1997 in Denver, Colo.

MARR'S CAREER STATS

OVERALL																			
Year	ERA	W-L	APP	GS	CG	SHO/CBO	SV	IP	H	R	ER	BB	SO	AB	O/BA	WP	HBP	BK	PO
2017	0.00	0-0	1	0	0	0/0	0	1.0	0	0	0	0	2	3	.000	0	0	0	1
2018	6.04	6-2	22	2	0	0/1	0	44.2	54	31	30	21	33	176	.307	3	4	1	2
Totals	5.91	6-2	23	2	0	0/1	0	45.2	54	31	30	21	35	179	.302	3	4	1	3

ACC REGULAR SEASON

Year	ERA	W-L	APP	GS	CG	SHO/CBO	SV	IP	H	R	ER	BB	SO	AB	O/BA	WP	HBP	BK	PO
2018	6.39	2-0	8	0	0	0/0	0	12.2	16	9	9	7	7	50	.320	1	2	1	0

VETERAN BIOS



KIER MEREDITH

1

OF • L-L • 5-10 • 180 • SO. • 1VL
WINSTON-SALEM, N.C.
GLENN HS
PSYCHOLOGY

MEREDITH'S CAREER HIGHS

Runs	2	Kennesaw State	4-24-18
Hits	2	many (2)	-----
Doubles	1	Wake Forest	4-21-18
Home Runs	1	Notre Dame	⁽¹⁾ 4-8-18
RBIs	1	many (5)	-----
Walks	2	Kennesaw State	4-24-18
Steals	2	Notre Dame	⁽¹⁾ 4-8-18

Missed most of the 2018 season due to two injuries ... one of the team's fastest players ... No. 80 sophomore in the nation in the preseason by Perfect Game.

2018 (FRESHMAN)

ACC Academic Honor Roll member ... hit .195 with eight runs, a double, triple, homer, five RBIs, a .411 on-base percentage, eight walks, seven hit-by-pitches and four steals in 13 games (12 starts, including eight in center field, two in left field and two as the DH) ... tied for the team lead in triples ... hit .280 with a .455 on-base percentage and three steals in seven ACC regular-season games ... hit .304 with a .529 on-base percentage and four steals in eight games away from home ... reached base via a hit, walk or hit-by-pitch in all 12 of his starts ... went 2-for-3 with a triple and walk at Notre Dame on April 7; was his first career game ... went 1-for-2 with his first career homer, a walk, two hit-by-pitches and two steals in the first game of a doubleheader at Notre Dame on April 8 ... No. 39 freshman in the nation in the preseason by Perfect Game ... No. 3 freshman in the ACC in the preseason by D1Baseball ... No. 4 freshman in the ACC in the preseason by Baseball America ... No. 8 freshman in the ACC in the preseason by Perfect Game ... No. 8 ACC prospect for the 2020 draft in the preseason by Perfect Game.

BEFORE CLEMSON

Drafted in the 28th round (No. 855 overall pick) by the Chicago Cubs ... all-state selection as a sophomore and senior ... all-conference selection as a freshman, sophomore, junior and senior ... team MVP as a sophomore, junior and senior ... member of the 40-man roster for the USA Baseball 18U team as a junior ... lettered four times in baseball, four times in football and three times in track & field at Glenn High School, where he was coached by Keith Walker.

PERSONAL

His father, Tracey, played baseball at Pfeiffer ... his brother, Kion, played football at Fayetteville State ... his uncle, Dedrick Muhammad, played football at Morehouse ... pronounced kee-AYR ... majoring in psychology ... born Kier Markel Meredith on Sept. 12, 1999 in Winston-Salem, N.C.

MEREDITH'S CAREER STATS

OVERALL																							
Year	Avg	GP-GS	AB	R	H	2B	3B	HR	RBI	TB	Slg%	BB	HP	SO	GDP	OB%	SF	SH	SB	PO	A	E	Fld%
2018	.195	13-12	41	8	8	1	1	1	5	14	.341	8	7	15	1	.411	0	1	4-5	18	0	2	.900
ACC REGULAR SEASON																							
Year	Avg	GP-GS	AB	R	H	2B	3B	HR	RBI	TB	Slg%	BB	HP	SO	GDP	OB%	SF	SH	SB	PO	A	E	Fld%
2018	.280	7-7	25	4	7	1	1	1	3	13	.520	4	4	8	1	.455	0	1	3-3	16	0	2	.889

VETERAN BIOS



CONNOR O'REAR

43

🐾 RHP • R-R • 6-4 • 180 • *FR. • RS
🐾 AIKEN, S.C.
🐾 SOUTH AIKEN HS
🐾 FINANCIAL MANAGEMENT

Second-year Tiger who sat out in 2018 ... will compete for innings out of the bullpen in 2019.

2018 (FRESHMAN)

Redshirted as a member of the developmental squad ... No. 93 freshman in the ACC in the preseason by Perfect Game.

BEFORE CLEMSON

South Carolina South Atlantic Border Battle participant ... region MVP as a senior ... lettered two times in baseball at South Aiken High School, where he was coached by Bob Polewski.

PERSONAL

Majoring in financial management ... born Connor William O'Rear on Oct. 27, 1998 in Florence, S.C.



SHELDON REED

36

🐾 RHP • L-R • 6-3 • 205 • *JR. • RS
🐾 BRADLEY, S.C.
🐾 SPARTANBURG METHODIST COLLEGE
🐾 COMMUNICATION

Converted pitcher who showed off his fastball in the fall.

2018 (JUNIOR)

Redshirted as a member of the developmental squad.

BEFORE CLEMSON

First-team all-region in 2017 ... played at Spartanburg Methodist College, where he was coached by Tim Wallace ... Valley League All-Star ... all-state as a junior and senior ... regional player-of-the-year as a senior ... lettered four times in baseball at Emerald High School, where he was coached by Stanley Moss.

PERSONAL

Majoring in communication ... born Sheldon Thomas Reed on July 30, 1997 in Greenwood, S.C.

VETERAN BIOS



CARSON SPIERS

23

RHP • R-R • 6-3 • 210 • JR. • 2VL
GREENVILLE, S.C.
GREENVILLE HS
MANAGEMENT

Righthander who was the 2017 team's only two-way player and became one of the team's top relievers in 2018 ... in 46.1 innings pitched over 32 relief appearances and two seasons, he has a 2-2 record, four saves and a 2.14 ERA while allowing 26 hits (.161 opponents' batting average) and 19 walks with 42 strikeouts ... two-time ACC Academic Honor Roll member ... team co-captain.

2018 (SOPHOMORE)

All-ACC Academic selection ... ACC Academic Honor Roll member ... had a 2-2 record, four saves and a 2.08 ERA in 29 relief appearances ... in 43.1 innings pitched, he allowed 22 hits (.149 opponents' batting average) and 19 walks with 39 strikeouts ... fifth in Tiger history in hits per nine innings pitched (4.57), tied for seventh in relief appearances and ninth in appearances ... tied for 10th in the ACC in appearances ... led the team in ERA, appearances and opponents' batting average ... only allowed four of his 32 inherited baserunners to score ... held opponents to an .075 batting average with runners on base, an .054 batting average with runners in scoring position and a .113 batting average with two outs ... in 18.1 innings pitched over his last 11 appearances, he allowed only five hits and one run ... pitched 1.2 perfect innings with two strikeouts to record his first career save against William & Mary on Feb. 17 ... pitched 1.2 innings in relief, allowing one hit and no runs with two strikeouts against Winthrop on Feb. 27 ... pitched 3.2 innings in relief, allowing one hit, no runs and no walks with three strikeouts to earn his first career win against Wofford on March 6 ... retired both batters he faced with the bases loaded to record the save against Michigan State at Greenville, S.C., on March 7 ... pitched 2.2 innings in relief, allowing two hits with two strikeouts to record the save in the first game of a doubleheader against Georgia Tech on March 10 ... pitched 2.0 innings in relief, allowing one hit and no runs in the first game of a doubleheader at No. 11 Louisville on March 25 ... pitched 2.0 innings in relief, allowing one hit, no runs and no walks with two strikeouts at Virginia on April 28 ... pitched 1.1 hitless and scoreless innings in relief

against No. 15 Florida State on May 6 ... pitched 2.0 innings in relief, allowing one hit and no runs with one strikeout to earn the win against No. 13 Florida State on May 7 ... pitched 2.1 innings in relief, allowing no hits and no runs with two strikeouts to record the save against Austin Peay on May 12 ... pitched 2.1 hitless and scoreless innings in relief with two strikeouts at Kennesaw State on May 15 ... pitched 2.2 perfect innings in relief with two strikeouts at Pittsburgh on May 18 ... pitched 1.1 perfect innings in relief with one strikeout against Morehead State in the Clemson Regional on June 1 ... pitched 2.2 innings in relief, allowing one hit and no runs with four strikeouts against Vanderbilt in the Clemson Regional on June 2 ... played for Falmouth in the Cape Cod League in the summer, where he was 1-1 with an 0.84 ERA and five strikeouts in 10.2 innings pitched over seven relief appearances.

2017 (FRESHMAN)

ACC Academic Honor Roll member ... had an 0-0 record and a 3.00 ERA in three relief appearances ... in 3.0 innings pitched, he allowed four hits (.308 opponents' batting average), no homers and no walks with three strikeouts ... appeared in one game at third base ... held opponents to 1-for-8 with runners on base ... pitched 2.0 innings in relief, allowing two hits, no runs and no walks with a strikeout against Nevada on May 7; was his first career appearance ... retired the only batter he faced in relief at NC State on May 19 ... played for Charlottesville in the Valley League in the summer, where he had a 5.68 ERA and six strikeouts against no walks in 6.1 innings pitched over two relief appearances; was 3-for-21 (.143) with four runs, two RBIs and four walks in 11 games in the field.

BEFORE CLEMSON

All-state as a senior ... all-region as a junior and senior ... team MVP ... set the school record for career passing yards and career passing touchdowns ... lettered four times in baseball and four times in football at Greenville High School, where he was coached by Joey Golinski.

SPIERS' CAREER HIGHS

Total IP	3.2	Wofford	3-6-18
Scoreless IP	3.2	Wofford	3-6-18
Hits	2	many (7)	-----
Runs	2	many (2)	-----
Earned Runs	2	many (2)	-----
Walks	3	Louisville	11/3-25-18
Strikeouts	4	Vanderbilt	6-2-18
Runs	0	-----	-----
Hits	0	-----	-----
Doubles	0	-----	-----
Home Runs	0	-----	-----
RBIs	0	-----	-----
Walks	0	-----	-----
Steals	0	-----	-----

PERSONAL

His cousin, Will, was a sophomore starting punter on Clemson's 2018 national championship team ... his father, Michael, hit .301 with 16 homers, 110 RBIs and 32 steals in 184 games over four seasons (1988-91) at Clemson ... his uncle, Bill, hit .325 with 34 doubles, 17 triples, 17 homers, 119 RBIs, 169 runs and 60 steals in 173 games over three seasons (1985-87) at Clemson and was a student assistant coach on the Clemson football team in 2016 and 2017; first-team All-American in 1987 before being drafted in the first round; played 13 seasons (1989-01) in the majors with the Brewers, Mets and Astros and totaled 922 hits, most by a former Tiger ... his grandfather, Bud, hit .254 with seven homers and 44 RBIs in three seasons (1956-58) at Clemson ... majoring in management ... born William Carson Spiers on Nov. 11, 1997 in Greenville, S.C.

SPIERS' CAREER STATS

OVERALL

Year	ERA	W-L	APP	GS	CG	SHO/CBO	SV	IP	H	R	ER	BB	SO	AB	O/BA	WP	HBP	BK	PO	A	E	Fld%
2017	3.00	0-0	3	0	0	0/0	0	3.0	4	1	1	0	3	13	.308	0	1	0	0	3	0	1.000
2018	2.08	2-2	29	0	0	0/1	4	43.1	22	10	10	19	39	148	.149	3	0	0	3	5	0	1.000
Totals	2.14	2-2	32	0	0	0/1	4	46.1	26	11	11	19	42	161	.161	3	1	0	3	8	0	1.000

Year	Avg	GP-GS	AB	R	H	2B	3B	HR	RBI	TB	Sig%	BB	HP	SO	GDP	OB%	SF	SH	SB	PO	A	E	Fld%
2017	-----	1-0	0	0	0	0	0	0	0	0	-----	0	0	0	0	-----	0	0	0-0	0	3	0	1.000

ACC REGULAR SEASON

Year	ERA	W-L	APP	GS	CG	SHO/CBO	SV	IP	H	R	ER	BB	SO	AB	O/BA	WP	HBP	BK	PO	A	E	Fld%
2017	0.00	0-0	1	0	0	0/0	0	0.1	0	0	0	0	0	1	.000	0	0	0	0	2	0	1.000
2018	2.29	1-1	14	0	0	0/1	1	19.2	13	5	5	10	16	70	.186	2	0	0	1	1	0	1.000
Totals	2.25	1-1	15	0	0	0/1	1	20.0	13	5	5	10	16	71	.183	2	0	0	1	3	0	1.000

Year	Avg	GP-GS	AB	R	H	2B	3B	HR	RBI	TB	Sig%	BB	HP	SO	GDP	OB%	SF	SH	SB	PO	A	E	Fld%
2017	-----	1-0	0	0	0	0	0	0	0	0	-----	0	0	0	0	-----	0	0	0-0	0	2	0	1.000

VETERAN BIOS



SPENCER STRIDER

29

RHP • R-R • 5-11 • 210 • SO. • 1VL
 KNOXVILLE, TENN.
 CHRISTIAN ACADEMY OF KNOXVILLE
 POLITICAL SCIENCE

STRIDER'S CAREER HIGHS

Total IP	6.2	Coastal Carolina	4-3-18
Scoreless IP	3.1	Wake Forest	4-20-18
Hits	5	Michigan State	3-7-18
Runs	5	many (2)	-----
Earned Runs	5	Vanderbilt	6-3-18
Walks	3	many (6)	-----
Strikeouts	7	many (3)	-----

Clemson's top freshman in 2018 ... has one of the hardest fastballs on the team ... has been both a long reliever and starter ... No. 26 sophomore in the nation in the preseason by Perfect Game ... will miss the 2019 season due to an arm injury.

2018 (FRESHMAN)

Freshman All-American by Collegiate Baseball ... All-ACC Freshman selection ... ACC Academic Honor Roll member ... had a 5-2 record and 4.76 ERA in 22 appearances (six starts) ... in 51.0 innings pitched, he allowed 40 hits (.215 opponents' batting average) and 35 walks with 70 strikeouts ... fourth in Tiger history in strikeouts per nine innings pitched (12.35) ... led the team in strikeouts ... only allowed 11 extra-base hits ... had a 2.75 ERA in 36.0 innings pitched after the third inning ... pitched 3.0 innings in relief, allowing two hits and one walk with seven strikeouts to earn the win against William & Mary on Feb. 17; was his first career appearance ... had a 3-0 record, one save, a 2.59 ERA, .171 opponents' batting average and 46 strikeouts in 31.1 innings pitched over his 16 relief appearances ... had a 2-0 record, 2.14 ERA, .205 opponents' batting average and 27 strikeouts in 21.0 innings pitched over nine appearances (one start) in ACC regular-season games ... had a 1-0 record, 1.29 ERA, .128 opponents' batting average and 19 strikeouts in 14.0 innings pitched over five appearances (one start) on opponents' home fields ... pitched 3.0 innings in relief, allowing two hits and one run with four strikeouts to record his first career save in the first game of a doubleheader against No. 10 Dallas Baptist on Feb. 24 ... pitched 2.1 scoreless innings in relief with five strikeouts to earn the win in the first game of a doubleheader against Georgia Tech on March 10 ... pitched 2.2 innings in relief, allowing two hits and no runs with four strikeouts in the second game of a doubleheader at No. 11 Louisville on March 25 ... pitched 2.0 perfect innings in relief with four strikeouts against Boston College on March 29 ... pitched 6.2 innings in a starting role, allowing two hits and one run with seven strikeouts to earn the win against No. 18 Coastal Carolina on April 3; did not allow a hit or a runner past first base until the seventh inning ... pitched 2.1 innings in relief, allowing two hits and no earned runs in the first game of a doubleheader against Miami (Fla.) on April 14 ... pitched 2.0 perfect innings in relief with three strikeouts at No. 12 Georgia on April 17 ... pitched 3.1 innings in relief, allowing one hit and no runs with five strikeouts at Wake Forest on April 20 ... pitched 2.2 innings in relief,

allowing one hit and no runs with six strikeouts to earn the win against Kennesaw State on April 24 ... pitched 1.1 innings in relief, allowing no hits and no runs with one strikeout against Austin Peay on May 13 ... pitched 5.0 innings in his first career ACC regular-season start, allowing three hits and two runs with seven strikeouts to earn the win at Pittsburgh on May 17 ... No. 28 freshman in the nation in the preseason by Perfect Game ... No. 3 freshman in the ACC in the preseason by Baseball America ... No. 5 freshman in the ACC in the preseason by Perfect Game ... No. 26 freshman in the ACC in the preseason by D1Baseball ... No. 7 ACC prospect for the 2020 draft in the preseason by Perfect Game ... played for Falmouth in the Cape Cod League in the summer, where he was 2-2 with a 3.37 ERA and 28 strikeouts in 26.2 innings pitched over six appearances (five starts).

BEFORE CLEMSON

Drafted in the 35th round (No. 1,062 overall pick) by the Cleveland Indians ... first-team All-American as a senior ... state Gatorade Player-of-the-Year and Mr. Baseball as a senior ... member of the state championship team as a senior ... lettered three times in baseball at Christian Academy of Knoxville, where he was coached by Tommy Pharr.

PERSONAL

Majoring in political science ... born Spencer Robert Strider on Oct. 28, 1998 in Columbus, Ohio.

STRIDER'S CAREER STATS

OVERALL																						
Year	ERA	W-L	APP	GS	CG	SHO/CBO	SV	IP	H	R	ER	BB	SO	AB	O/BA	WP	HBP	BK	PO	A	E	Fld%
2018	4.76	5-2	22	6	0	0/0	1	51.0	40	30	27	35	70	186	.215	9	8	2	2	2	0	1.000
ACC REGULAR SEASON																						
Year	ERA	W-L	APP	GS	CG	SHO/CBO	SV	IP	H	R	ER	BB	SO	AB	O/BA	WP	HBP	BK	PO	A	E	Fld%
2018	2.14	2-0	9	1	0	0/0	0	21.0	16	6	5	14	27	78	.205	2	3	1	1	2	0	1.000

VETERAN BIOS



BRYCE TEODOSIO

13

OF • R-L • 6-3 • 215 • SO. • 1VL
 SIMPSONVILLE, S.C.
 MAULDIN HS
 AGRIBUSINESS

TEODOSIO'S CAREER HIGHS

Runs	2	many (2)	-----
Hits	2	many (3)	-----
Doubles	1	many (4)	-----
Home Runs	1	many (4)	-----
RBIs	2	many (3)	-----
Walks	1	many (10)	-----
Steals	1	William & Mary	2-17-18

Clemson's best defensive outfielder ... suffered an injury in early May and missed the rest of the 2018 season ... has good power.

2018 (FRESHMAN)

Hit .165 with 12 runs, four doubles, four homers, nine RBIs, a .283 on-base percentage, 10 walks, three hit-by-pitches and a steal in 37 games (24 starts in center field) ... led the team in games off the bench (13) ... went 2-for-4 with a double and two runs, including the walkoff run, against William & Mary on Feb. 16; was his first career game ... hit hit first career homer in the first game of a doubleheader against No. 10 Dallas Baptist on Feb. 24 ... hit a solo homer against Georgia Tech on March 9 ... went 2-for-5 with a homer, two RBIs and two runs in the second game of a doubleheader against Georgia Tech on March 10 ... hit a two-run double off the bench against Boston College on March 31 ... hit a two-run homer at Virginia on April 28 ... suffered a broken collar bone in early May ... No. 113 freshman in the ACC in the preseason by Perfect Game ... played for Waynesboro in the Valley League in the summer, where he hit .275 with five homers and 14 RBIs in 21 games.

BEFORE CLEMSON

All-Upstate selection as a junior ... all-region selection as a junior and senior ... lettered three times in baseball at Mauldin High School, where he was coached by Jim Maciejewski.

PERSONAL

Pronounced tee-oh-DOH-see-oh ... majoring in agribusiness ... born Bryce Thomas Teodosio on June 18, 1999 in Greenville, S.C.

TEODOSIO'S CAREER STATS

OVERALL																					
Year	Avg	GP-GS	AB	R	H	2B	3B	HR	RBI	TB	Slg%	BB	HP	SO	GDP	OB%	SF	SH	SB	PO	A
2018	.165	37-24	79	12	13	4	0	4	9	29	.367	10	3	40	0	.283	0	3	1-3	66	0
ACC REGULAR SEASON																					
Year	Avg	GP-GS	AB	R	H	2B	3B	HR	RBI	TB	Slg%	BB	HP	SO	GDP	OB%	SF	SH	SB	PO	A
2018	.179	19-12	39	7	7	2	0	3	7	18	.462	4	1	20	0	.273	0	2	0-1	42	0

VETERAN BIOS



SAM WEATHERLY

22

LHP • L-L • 6-3 • 205 • SO. • 1VL
 HOWELL, MICH.
 HOWELL HS
 CRIMINAL JUSTICE

WEATHERLY'S CAREER HIGHS

Total IP	4.1	Furman	3-27-18
Scoreless IP	1.0	Georgia Tech	(2)3-10-18
Hits	6	Vanderbilt	6-3-18
Runs	4	many (2)	-----
Earned Runs	3	many (4)	-----
Walks	5	many (2)	-----
Strikeouts	6	Furman	3-27-18
Runs	1	Furman	3-27-18
Hits	1	Furman	3-27-18
Doubles	0	-----	-----
Home Runs	0	-----	-----
RBI's	1	Furman	3-27-18
Walks	1	Boston College	3-30-18
Steals	1	Furman	3-27-18

Two-way player in 2018 who saw limited action as a freshman, but is slated to solely pitch in 2019 ... No. 52 sophomore in the nation in the preseason by Perfect Game.

2018 (FRESHMAN)

Had an 0-0 record and a 6.64 ERA in eight appearances (five starts) ... in 20.1 innings pitched, he allowed 24 hits (.316 opponents' batting average), one homer and 17 walks with 17 strikeouts ... hit .100 with a run, an RBI, a walk and steal in seven games (two starts, including one in left field and one as the DH) ... Clemson had a 5-0 record in his five starts on the mound ... did not allow a steal in four attempts ... pitched 3.0 innings in a starting role, allowing three hits, one run and one walk with three strikeouts against Furman on Feb. 20; was his first career appearance ... No. 23 freshman in the nation in the preseason by Perfect Game ... No. 11 freshman in the ACC in the preseason by Perfect Game ... No. 16 freshman in the ACC in the preseason by D1Baseball ... played for Kalamazoo in the Northwoods League in the summer, where he was 0-2 with a 7.71 ERA and 19 strikeouts in 18.2 innings pitched over five starts; played four games as a hitter.

BEFORE CLEMSON

Drafted in the 27th round (No. 819 overall pick) by the Toronto Blue Jays ... East Michigan All-Star as a senior ... all-state, all-district, all-region and all-conference selection as a junior and senior ... state's Mr. Baseball as a senior ... lettered three times in baseball at Howell High School, where he was coached by Mike Weatherly.

PERSONAL

His father, Mike, played baseball at Central Michigan (1984-88) ... majoring in criminal justice ... born Samuel Thomas Weatherly on May 28, 1999 in Ann Arbor, Mich.

WEATHERLY'S CAREER STATS

OVERALL																							
Year	ERA	W-L	APP	GS	CG	SHO/CBO	SV	IP	H	R	ER	BB	SO	AB	O/BA	WP	HBP	BK	PO	A	E	Fld%	
2018	6.64	0-0	8	5	0	0/0	0	20.1	24	17	15	17	17	76	.316	5	3	1	1	3	0	1.000	
Year	Avg	GP-GS	AB	R	H	2B	3B	HR	RBI	TB	Slg%	BB	HP	SO	GDP	OB%	SF	SH	SB	PO	A	E	Fld%
2018	.100	7-2	10	1	1	0	0	0	1	1	.100	1	0	4	0	.182	0	0	1-1	1	3	0	1.000
ACC REGULAR SEASON																							
Year	ERA	W-L	APP	GS	CG	SHO/CBO	SV	IP	H	R	ER	BB	SO	AB	O/BA	WP	HBP	BK	PO	A	E	Fld%	
2018	0.00	0-0	1	0	0	0/0	0	1.0	1	0	0	0	2	4	.250	0	0	0	1	0	0	1.000	
Year	Avg	GP-GS	AB	R	H	2B	3B	HR	RBI	TB	Slg%	BB	HP	SO	GDP	OB%	SF	SH	SB	PO	A	E	Fld%
2018	.000	4-1	5	0	0	0	0	0	0	0	.000	1	0	3	0	.167	0	0	0-0	1	0	0	1.000

VETERAN BIOS



KYLE WILKIE

10

C • R-R • 5-11 • 205 • JR. • 2VL
CUMMING, GA.
CREEKVIEW HS
SPORTS COMMUNICATION

Served as a backup catcher for most of the 2017 season, but became the starter with the late-season injury to Chris Williams ... continued his hot hitting from 2017 and was one of the team's best hitters as the everyday catcher in 2018 ... a career .307 hitter with a .413 on-base percentage in 86 games (78 starts) over two seasons ... has 11 doubles, a triple, five homers, 45 RBIs, 40 runs, 45 walks, five hit-by-pitches and two steals ... two-time Clemson Regional All-Tournament selection ... No. 141 college prospect for the 2019 draft in the preseason by D1Baseball.

2018 (SOPHOMORE)

Third-Team All-ACC selection ... won the Tiger Baseball Award, given to the team's best leader ... hit .324 with 35 runs, 10 doubles, five homers, 40 RBIs, a .440 slugging percentage, .422 on-base percentage, 34 walks, five hit-by-pitches, four sacrifice bunts and two steals in 62 games (60 starts at catcher) ... led the team in batting average and multiple-hit games (22) ... tied for the team lead in two-out RBIs (26) ... allowed only 26 steals in 42 attempts ... made at least one start at every spot in the batting order except leadoff ... hit a team-high .368 with a .479 on-base percentage with runners on base ... hit a team-high .397 with a .506 on-base percentage with runners in scoring position ... hit a team-high .484 with runners in scoring position and two outs ... hit a team-high .392 with two outs ... had 10 multiple-RBI games ... hit a team-high .396 in 28 night games ... hit .522 with four homers, three doubles, 16 RBIs, nine runs, a 1.174 slugging percentage and .656 on-base percentage in seven postseason games ... ended the season on a 39-game on-base streak from March to May ... ended the season on a 29-game hitting streak from April to May, the fourth longest in Tiger history; was 49-for-117 (.419) with four homers, six doubles, 25 RBIs and a .496 on-base percentage; before his hitting streak, he was hitting .212, therefore he raised his batting average 112 points ... Clemson Regional All-Tournament selection after going 7-for-16 with a homer, double, five RBIs, two runs and a steal in four games ... went 2-for-5 with two RBIs and a walkoff single in the 10th inning against Winthrop on Feb. 27 ... went 2-for-4 with two RBIs against No. 23 South Carolina at Greenville, S.C., on March 3 ... went 2-for-4 with a double and two RBIs at No. 11 Louisville on March 23 ... went 3-for-5 with

three RBIs against Boston College on March 30 ... went 1-for-3 with his first career homer, two runs and a walk in the first game of a doubleheader at Notre Dame on April 8 ... went 2-for-3 with two runs and a hit-by-pitch in the second game of a doubleheader against Miami (Fla.) on April 14 ... went 3-for-5 with an RBI at Wake Forest on April 20 ... hit a go-ahead, run-scoring double in the eighth inning at Wake Forest on April 21 ... went 2-for-5 with a homer, double, three RBIs and two runs at Wake Forest on April 22 ... went 2-for-4 with a homer, walk and steal against Kennesaw State on April 24 ... went 2-for-2 with a homer, three RBIs, two runs, two walks and a hit-by-pitch against Presbyterian College on April 25 ... went 3-for-5 with an RBI and two runs against Western Carolina on May 9 ... went 3-for-4 against Austin Peay on May 11 ... went 3-for-5 with an RBI, two runs and a walk against Notre Dame in the ACC Tournament on May 23 ... went 2-for-5 with a game-tying, two-run double in the sixth inning against No. 20 St. John's in the Clemson Regional on June 3 ... went 2-for-3 with a two-run homer and walk against Vanderbilt in the Clemson Regional on June 3 ... played for Hyannis in the Cape Cod League in the summer, where he hit .226 with seven RBIs in 24 games.

2017 (FRESHMAN)

ACC Academic Honor Roll member ... hit .235 with five runs, a double, triple, five RBIs, a .371 on-base percentage and 11 walks in 24 games (18 starts at catcher) ... tied for the team lead in sacrifice bunts (5) ... hit .333 against righthanders ... was 4-for-12 with four walks as the leadoff batter of an inning ... Clemson Regional All-Tournament selection after going 5-for-13 with a double, an RBI, two runs, three walks and a .500 on-base percentage in five games ... went 2-for-4 with a two-run triple against Nevada on May 8 ... had three walks and two runs at NC State on May 20 ... went 1-for-3 with a walk and threw out all three basestealers at second base ... went 3-for-3 with two runs against UNC Greensboro in the Clemson Regional on June 4 ... went 2-for-3 with a double, an RBI and a walk against Vanderbilt in the Clemson Regional on June 4 ... No. 102 freshman in the ACC in the preseason by Perfect Game ... played for Martinsville in the Coastal Plain League in the summer, where he hit .259 with 15 runs, five doubles, 14 RBIs and a .365 on-base percentage in 31 games (25 starts).

WILKIE'S CAREER HIGHS

Runs	2	many (10)	-----
Hits	3	many (6)	-----
Doubles	1	many (11)	-----
Home Runs	1	many (5)	-----
RBIs	3	many (3)	-----
Walks	3	many (2)	-----
Steals	1	many (2)	-----

BEFORE CLEMSON

Two-time all-state in baseball and all-state in football ... top-500 player in the nation by Perfect Game ... three-year starting quarterback at Creekview High School; was 527-948 passing for 7,183 yards and 60 touchdowns along with 794 yards and 18 touchdowns on 297 carries in his career ... lettered four times in baseball and four times in football at Creekview High School, where he was coached by Mike Nayman.

PERSONAL

Majoring in sports communication ... born Kyle Edwin Wilkie on Oct. 20, 1997 in Canton, Ga.

WILKIE'S CAREER STATS

OVERALL

Year	Avg	GP-GS	AB	R	H	2B	3B	HR	RBI	TB	Slg%	BB	HP	SO	GDP	OB%	SF	SH	SB	PO	A	E	Fld%
2017	.235	24-18	51	5	12	1	1	0	5	15	.294	11	0	10	1	.371	0	5	0-0	141	18	3	.981
2018	.324	62-60	216	35	70	10	0	5	40	95	.440	34	5	49	7	.422	3	4	2-3	491	39	11	.980
Totals	.307	86-78	267	40	82	11	1	5	45	110	.412	45	5	59	8	.413	3	9	2-3	632	57	14	.980

ACC REGULAR SEASON

Year	Avg	GP-GS	AB	R	H	2B	3B	HR	RBI	TB	Slg%	BB	HP	SO	GDP	OB%	SF	SH	SB	PO	A	E	Fld%
2017	.133	8-6	15	3	2	0	0	0	1	2	.133	4	0	4	1	.316	0	2	0-0	49	6	0	1.000
2018	.317	29-29	101	17	32	7	0	2	20	45	.446	16	3	20	3	.418	2	3	0-0	223	16	6	.976
Totals	.302	37-35	116	20	35	7	0	2	21	47	.405	20	3	24	4	.411	2	5	0-0	272	22	6	.980

ROOKIE BIOS



KEYSHAWN ASKEW

46

🐾 LHP • L-L • 6-3 • 165 • FR. • HS
 🐾 POWDER SPRINGS, GA.
 🐾 McEACHERN HS
 🐾 SPORTS COMMUNICATION

No. 140 freshman in the nation in the preseason by Perfect Game ... No. 35 freshman in the ACC in the preseason by Perfect Game.

Before Clemson: Second-team All-American by Perfect Game ... all-state and all-region selection ... lettered three times in baseball at McEachern High School, where he was coached by Karlton Schilling.

Personal: Majoring in sports communication ... born Keyshawn Gerrod Askew on Jan. 5, 2000 in Powder Springs, Ga.



ADAM HACKENBERG

31

🐾 C • R-R • 6-1 • 240 • FR. • HS
 🐾 PALMYRA, VA.
 🐾 MILLER SCHOOL OF ALBEMARLE
 🐾 PRE-BUSINESS

No. 40 freshman in the nation in the preseason by Perfect Game ... No. 11 freshman in the ACC in the preseason by Perfect Game.

Before Clemson: Drafted in the 39th round (No. 1,172 overall pick) by the Kansas City Royals ... state player-of-the-year as a senior ... three-time, first-team all-state ... member of the state championship team as a junior and senior ... two-time all-state linebacker ... lettered five times in baseball and two times in football at Miller School of Albemarle, where he was coached by Billy Wagner.

Personal: His father, Erick, played football at Virginia ... his mother, Nicole, played volleyball at Lehigh ... his brother, Christian, was a quarterback at Penn State from 2013-15 ... his brother, Brandon, was a junior on the Penn State men's soccer team in 2018 ... his uncle, J.D. Hackenberg, played football at Army ... majoring in pre-business ... born Adam Mitchell Hackenberg on Sept. 8, 1999 in Palmyra, Va.



CHAD FAIREY

35

🐾 INF/OF • L-R • 6-2 • 210 • FR. • HS
 🐾 GREENWOOD, S.C.
 🐾 NINETY SIX HS
 🐾 PRE-BUSINESS

No. 123 freshman in the ACC in the preseason by Perfect Game.

Before Clemson: North-South All-Star Game selection ... three-time all-state and four-time all-region ... team MVP as a junior and senior ... member of the stat championship team as a freshman ... member of the region championship team as a freshman, sophomore and senior ... lettered four times in baseball and two times in football at Ninety Six High School, where he was coached by Chad Ellis.

Personal: His father, Clint, played baseball at Western Carolina from 1986-89 under former Clemson head coach Jack Leggett ... his uncle, Burke, played baseball at Clemson from 1985-88; hit .291 in 121 career games ... his grandfather, Jim, played six MLB seasons with the Los Angeles Dodgers (1968,73) and Montreal Expos (1969-72) ... majoring in pre-business ... born Charles Burke Fairey on Feb. 20, 2000 in Greenwood, S.C.



BRYAR HAWKINS

44

🐾 INF/RHP • R-R • 6-0 • 190 • FR. • HS
 🐾 CUMMING, GA.
 🐾 WEST FORSYTH HS
 🐾 SPORTS COMMUNICATION

No. 143 freshman in the ACC in the preseason by Perfect Game.

Before Clemson: All-state selection ... region MVP as a junior ... lettered four times in baseball at West Forsyth High School, where he was coached by Mike Pruitt.

Personal: Majoring in sports communication ... born Robert Bryar Hawkins on June 9, 1999 in Cumming, Ga.



MICHAEL GREEN

11

🐾 OF • L-L • 6-0 • 190 • *SO. • TR
 🐾 EDGEFIELD, S.C.
 🐾 FLORENCE-DARLINGTON TECHNICAL COLLEGE
 🐾 SOCIOLOGY

First-year Tiger who has the athleticism and speed to contribute in 2019.

Before Clemson: Member of the Florence-Darlington Technical College team in 2018, where he was coached by Preston McDonald, and College of Charleston team, where he was coached by Matt Heath, in 2017 ... North-South All-Star Game selection ... state and region player-of-the-year as a senior ... all-state and all-region as a junior and senior ... member of the Upperstate championship team as a senior ... lettered three times in baseball at Strom Thurmond High School, where he was coached by Mack Hite.

Personal: Majoring in sociology ... born Michael Jeffrey Green on June 10, 1998 in Augusta, Ga.



JACKSON LINDLEY

25

🐾 RHP • R-R • 6-4 • 215 • FR. • HS
 🐾 ANDERSON, S.C.
 🐾 T.L. HANNA HS
 🐾 PRE-BUSINESS

No. 122 freshman in the ACC in the preseason by Perfect Game.

Before Clemson: North-South All-Star Game ... region co-MVP ... lettered four times in baseball at T.L. Hanna High School, where he was coached by Daniel Crenshaw.

Personal: Majoring in pre-business ... born Jackson Harley Lindley on Jan. 25, 2000 in Anderson, S.C.



MATTHEW LUMSDEN

47

🐾 OF/1B • L-R • 6-4 • 210 • FR. • HS
 🐾 SIMPSONVILLE, S.C.
 🐾 J.L. MANN HS
 🐾 HEALTH SCIENCE

No. 125 freshman in the ACC in the preseason by Perfect Game.

ROOKIE BIOS

Before Clemson: North-South All-Star Game selection ... first-team all-state as a senior ... member of three region championship teams and two Upperstate championship teams ... lettered four times in baseball at J.L. Mann High School, where he was coached by Brian Simpson.

Personal: Majoring in health science ... born Matthew Todd Lumsden on Feb. 24, 2000 in Goffstown, N.H.



JAMES PARKER

15

INF • R-R • 6-2 • 180 • FR. • HS
ANDERSON, S.C.
T.L. HANNA HS
PRE-BUSINESS

No. 268 freshman in the nation in the preseason by Perfect Game ... No. 55 freshman in the ACC in the preseason by Perfect Game.

Before Clemson: North-South All-Star Game selection ... all-state as a senior ... four-time all-region ... holds the school record for career hits ... lettered five times in baseball at T.L. Hanna High School, where he was coached by Daniel Crenshaw.

Personal: His father, Tim, played at Clemson in 1987,88,90; had a 13-6 record, a save, 3.22 ERA and 146 strikeouts in 187.0 innings pitched over 45 appearances (35 starts); led the 1990 team in starts (17), innings pitched (97.0), ERA (2.97), strikeouts (90), complete games (5) and shutouts (3); was a third-round draft pick by the Chicago Cubs ... majoring in pre-business ... born James Timothy Parker Jr., on March 26, 2000 in Anderson, S.C.



LUKE SOMMERFELD

48

RHP • R-R • 6-6 • 240 • *GR. • TR
ELM GROVE, WIS.
SAINT LOUIS UNIVERSITY
ATHLETIC LEADERSHIP

First-year Tiger who transferred from Saint Louis as a four-year player with the Billikens ... will compete for a significant role in the bullpen in 2019.

Before Clemson: Played four seasons at Saint Louis, where he graduated from and was 4-2 with four saves, a 4.13 ERA and 91 strikeouts against 74 walks in 104.2 innings pitched over 62 appearances (four starts) from 2015-18; coached by Darin Hendrickson ... two-time all-conference at Brookfield Central High School ... member of the state championship team as a senior ... team captain as a junior and senior ... lettered four times in baseball and two times in volleyball at Brookfield Central High School, where he was coached by Jeff Bigler.

Personal: Pronounced SUH-muhr-fehld ... majoring in athletic leadership ... born Luke Kent Sommerfeld on July 8, 1996 in Milwaukee, Wis.

SOMMERFELD'S OVERALL STATS

Year	ERA	W-L	G-GS	CG	SHO	SV	IP	H	R	ER	BB	SO
2015*	5.46	2-0	21-1	0	0	1	31.1	22	20	19	25	28
2016*	5.00	1-2	16-3	0	0	0	27.0	32	22	15	23	22
2017*	3.86	0-0	2-0	0	0	1	4.2	6	2	2	3	4
2018*	2.59	1-0	23-0	0	0	2	41.2	32	20	12	23	37
Totals	4.13	4-2	62-4	0	0	4	104.2	92	64	48	74	91

* - Saint Louis



CARTER RAFFIELD

27

RHP • R-R • 6-5 • 230 • FR. • HS
COCHRAN, GA.
BLECKLEY COUNTY HS
PRE-BUSINESS

No. 49 freshman in the nation in the preseason by Perfect Game ... No. 13 freshman in the ACC in the preseason by Perfect Game ... will miss the 2019 season due to an arm injury.

Before Clemson: All-state as a senior ... region pitcher-of-the-year and team MVP ... lettered four times in baseball at Bleckley County High School, where he was coached by Brad Davis.

Personal: Majoring in pre-business ... born Carter Jaeden Raffield on Feb. 28, 2000 in Hawkinsville, Ga.



MAC STARBUCK

24

INF • R-R • 5-8 • 165 • FR. • HS
EASLEY, S.C.
EASLEY HS
SPORTS COMMUNICATION

No. 130 freshman in the ACC in the preseason by Perfect Game.

Before Clemson: North-South All-Star Game selection ... all-state and all-region ... team MVP as a senior ... member of the state championship team as a senior ... member of four conference championship teams ... lettered five times in baseball, including at Easley High School, where he was coached by Josh Warner.

Personal: His father, Greg, is the volunteer assistant coach at Clemson and played two years at UNC Asheville in 1985,86 ... majoring in sports communication ... born McGwire Matthew Starbuck on Dec. 13, 1998 in Kernersville, N.C.



DAVIS SHARPE

30

RHP/1B • R-R • 6-3 • 210 • FR. • HS
DACULA, GA.
MILL CREEK HS
PRE-BUSINESS

No. 41 freshman in the nation in the preseason by Perfect Game.

Before Clemson: Drafted in the 34th round (No. 1,014 overall pick) by the Pittsburgh Pirates ... all-state as a senior ... county pitcher-of-the-year as a senior ... set the school career record for strikeouts ... member of the state runnerup team and region championship team as a senior ... lettered four times in baseball at Mill Creek High School, where he was coached by Doug Jones.

Personal: Majoring in pre-business ... born Davis Riley Sharpe on Jan. 30, 2000 in Arlington, Texas.



JUSTIN WROBLEWSKI

12

LHP/OF • L-L • 6-1 • 190 • FR. • HS
CANTON, GA.
SEQUOYAH HS
GENERAL ENGINEERING

No. 38 freshman in the nation in the preseason by Perfect Game ... No. 10 freshman in the ACC in the preseason by Perfect Game.

Before Clemson: Drafted in the 36th round (No. 1,078 overall pick) by the Seattle Mariners ... honorable mention all-state ... team MVP as a senior ... Academic Award winner as a senior ... lettered four times in baseball and two times in basketball at Sequoyah High School, where he was coached by Lane Whitley.

Personal: His father, Brad, was a diver at Iowa State ... his mother, Christi, played tennis at Iowa State ... his cousin, Jeff Kunkel, played baseball at Michigan from 2003-06 ... pronounced roh-BLEH-skee ... majoring in general engineering ... born Justin Michael Wroblewski on July 14, 2000 in Hoffman Estates, Ill.

AGAINST ALL COMPETITION

Opponent ^(First Game - Last Game)	G	W	L	Win %	^CU	^Opp	Home	Away	Neutral
Adelphi ⁽¹⁹⁵⁹⁾	1	1	0	1.000	16	8	1-0		
Alabama ⁽¹⁹¹⁹⁻¹⁰⁾	26	13	13	.500	160	150	6-5	4-6	3-2
Alabama-Birmingham ⁽²⁰¹²⁾	3	2	1	.667	14	7	2-1		
Appalachian State ⁽¹⁹⁷³⁻¹⁴⁾	21	19	2	.905	168	64	17-2	2-0	
Arizona ⁽¹⁹⁵⁸⁻⁹⁰⁾	5	2	3	.400	27	23			2-3
Arizona State ⁽¹⁹⁷⁷⁻¹⁵⁾	5	1	4	.200	23	35		0-2	1-2
Arkansas ⁽¹⁹⁸⁷⁻⁰²⁾	6	3	3	.500	40	34	2-1	1-0	0-2
Arkansas State ⁽¹⁹⁹⁵⁾	1	1	0	1.000	7	2			1-0
Armstrong State ⁽¹⁹⁸⁹⁾	2	1	1	.500	7	6			1-1
Auburn ^{***} (1901-2010)	93	42	48	.468	506	552	16-17	18-29-3	8-2
Austin Peay ⁽¹⁹⁷³⁻¹⁸⁾	4	3	1	.750	24	13	2-1		1-0
Ball State ⁽¹⁹⁸⁴⁾	3	1	2	.333	15	11	1-2		
Baylor ⁽²⁰⁰⁵⁾	3	1	2	.333	6	15		1-2	
Belmont Abbey ⁽¹⁹⁰⁴⁻⁷¹⁾	6	6	0	1.000	58	16	3-0	3-0	
Birmingham-Southern ⁽¹⁹²³⁻⁰⁴⁾	4	3	1	.750	21	15		1-1	2-0
Boston College ⁽²⁰⁰⁶⁻¹⁸⁾	39	31	8	.795	261	156	16-5	15-3	
Bradley ⁽¹⁹⁵⁰⁾	2	1	1	.500	10	3			1-1
Brigham Young ⁽¹⁹⁸⁸⁾	1	0	1	.000	2	9			0-1
Buffalo ⁽¹⁹⁶⁹⁾	3	3	0	1.000	61	9	3-0		
California ⁽¹⁹⁸⁰⁻⁹⁷⁾	4	1	3	.250	40	33	1-2		0-1
California State-Fullerton ⁽²⁰⁰⁶⁾	1	0	1	.000	6	7			0-1
California State-Los Angeles ⁽¹⁹⁷⁷⁾	1	0	1	.000	0	1			0-1
California State-Northridge ⁽¹⁹⁹⁷⁾	2	1	1	.500	13	25			1-1
California-Irvine ⁽²⁰⁰⁵⁾	3	3	0	1.000	18	8	3-0		
California-Los Angeles ⁽¹⁹⁹²⁾	1	0	1	.000	5	6			0-1
Campbell ⁽¹⁹⁸²⁻⁹⁰⁾	5	3	2	.600	37	22	3-1	0-1	
Central Florida ⁽¹⁹⁹⁸⁻⁰⁸⁾	8	5	3	.625	45	35	1-2	3-0	1-1
Central Michigan ⁽¹⁹⁷³⁾	1	0	1	.000	4	8	0-1		
Charleston Southern ⁽¹⁹⁷⁶⁻¹⁸⁾	21	20	1	.952	163	60	17-1	3-0	
Charleston, College of ⁽¹⁸⁹⁹⁻²⁰¹⁷⁾	29	27	2	.931	250	100	19-2	8-0	
Charlotte ⁽¹⁹⁸⁵⁻¹⁰⁾	14	11	3	.786	142	63	8-2	3-1	
Cincinnati ⁽¹⁹³⁶⁻¹¹⁾	4	2	2	.500	34	25	1-1		1-1
Citadel, The ⁽¹⁹⁰⁰⁻²⁰¹⁶⁾	103	85	18	.825	880	422	48-7	32-11	5-0
Coastal Carolina ⁽¹⁹⁸⁶⁻¹⁸⁾	55	45	10	.818	485	251	33-6	10-4	2-0
Colorado State ⁽¹⁹⁵⁹⁾	1	1	0	1.000	7	1			1-0
Columbus ⁽¹⁹⁷⁷⁻⁹¹⁾	8	7	1	.875	70	23	2-0	5-1	
Connecticut ⁽²⁰¹¹⁾	2	0	2	.000	7	21	0-2		
Cornell ⁽¹⁸⁹⁹⁻⁸⁰⁾	6	4	2	.667	40	34	3-1		1-1
Creighton ⁽¹⁹⁹⁰⁻⁹⁹⁾	5	1	4	.200	29	35			1-4
Dallas Baptist ⁽²⁰¹⁸⁾	3	3	0	1.000	24	4	3-0		
Davidson ⁽¹⁹⁰³⁻²⁰¹¹⁾	37	28	9	.757	373	135	20-3	8-5	0-1
Dayton ⁽²⁰¹⁰⁾	1	1	0	1.000	6	5	1-0		
Delaware ⁽¹⁹⁹⁹⁾	1	1	0	1.000	17	3			1-0
Duke ^{***} (1904-2017)	201	130	69	.652	1402	923	68-25-1	51-30-1	11-14
East Carolina ⁽¹⁹⁶⁸⁻⁰⁵⁾	22	13	9	.591	120	83	9-2	4-6	0-1
East Tennessee State ⁽¹⁹⁶⁹⁻¹¹⁾	26	20	6	.769	204	81	18-4	2-2	
Eastern Kentucky ⁽¹⁹⁹²⁾	2	2	0	1.000	29	0	2-0		
Eastern Michigan ⁽¹⁹⁷⁵⁻¹⁴⁾	8	4	4	.500	49	35	4-2	0-1	0-1
Elon ⁽¹⁹²⁰⁻¹⁷⁾	24	17	7	.708	161	119	16-7		1-0
Erskine ⁽¹⁸⁹⁸⁻⁸⁵⁾	102	72	30	.706	537	335	34-10	30-14	8-6
Florida ⁽¹⁹²⁸⁻⁸³⁾	30	12	18	.400	186	200	1-1	9-16	2-1
Florida Atlantic ⁽¹⁹⁹⁸⁾	2	1	1	.500	11	11	1-1		
Florida Gulf Coast ⁽²⁰¹⁰⁾	4	3	1	.750	32	15	3-1		
Florida International ⁽¹⁹⁸⁵⁻⁸⁷⁾	4	2	2	.500	14	19	1-1	1-1	
Florida Southern ⁽¹⁹⁷⁴⁻⁷⁶⁾	4	2	2	.500	22	13		2-2	
Florida State ⁽¹⁹⁵⁸⁻¹⁸⁾	146	69	76	.476	839	870	35-23	20-39-1	14-14
Fordham ⁽¹⁹⁸⁸⁾	1	1	0	1.000	3	2			1-0
Francis Marion ⁽¹⁹⁷⁶⁻⁸⁶⁾	10	9	1	.900	95	37	4-1	5-0	
Fresno State ⁽¹⁹⁸⁸⁻⁹⁴⁾	6	2	4	.333	44	51		0-1	2-3
Furman ^{***} (1896-2018)	213	152	57	.723	1732	970	82-26-1	62-28-2	8-3-1
Gardner-Webb ⁽¹⁹⁷⁵⁻¹⁵⁾	10	10	0	1.000	95	28	9-0	1-0	
George Mason ⁽¹⁹⁹⁵⁻⁰⁷⁾	9	8	1	.889	106	20	8-1		
George Washington ⁽¹⁹⁵⁸⁻⁸⁸⁾	4	3	1	.750	17	13	1-0	0-1	2-0
Georgia ^{***} (1900-2018)	234	108	124	.466	1415	1355	57-50-2	48-70	3-4
Georgia Regents ⁽¹⁹⁸⁴⁻⁹¹⁾	3	3	0	1.000	42	7	2-0	1-0	
Georgia Southern ^{*(1959-16)}	90	59	30	.661	703	439	31-13	22-17-1	6-0
Georgia Tech ^{***} (1902-2018)	226	114	109	.511	1444	1359	51-26-1	44-74-2	19-9
Gordon Military ⁽¹⁹⁰⁹⁾	1	0	1	.000	3	5			0-1
Grand Canyon ⁽¹⁹⁹⁴⁾	2	2	0	1.000	12	1			2-0
Guilford ⁽¹⁹¹⁸⁾	2	0	2	.000	3	7	0-2		
Hawaii ⁽¹⁹⁹⁴⁾	1	1	0	1.000	7	3		1-0	
Hawaii-Hilo ⁽¹⁹⁹⁴⁾	3	3	0	1.000	29	9		3-0	
High Point ⁽¹⁹⁷⁶⁻¹⁴⁾	10	10	0	1.000	65	14	9-0	1-0	
Hobart ⁽¹⁹⁰²⁾	1	1	0	1.000	10	2	1-0		
Holy Cross ⁽¹⁹⁵⁸⁻¹²⁾	2	1	1	.500	20	21	1-0		0-1
Howard ⁽¹⁹⁷⁸⁻⁸²⁾	10	10	0	1.000	102	28	10-0		
Illinois ⁽¹⁹⁸⁶⁻⁰⁰⁾	3	3	0	1.000	24	10	3-0		
Jacksonville ⁽¹⁹⁶⁹⁻⁹⁵⁾	5	3	2	.600	32	29	2-0	1-2	
James Madison ⁽¹⁹⁷⁶⁻¹⁶⁾	23	21	2	.913	190	72	20-0	1-2	
Kansas ⁽¹⁹⁹³⁻⁰⁶⁾	4	2	2	.500	17	20	2-1		0-1
Kansas State ⁽¹⁹⁹³⁻⁹⁹⁾	4	3	1	.750	31	17	3-0		0-1
Kennesaw State ⁽²⁰¹⁸⁾	2	2	0	1.000	16	6	1-0	1-0	
Kent State ^{*(1969)}	3	1	1	.500	29	16	1-1-1		
Kentucky ⁽¹⁹⁵⁰⁻⁹⁷⁾	9	6	3	.667	50	35	6-1		0-2
Lewis ⁽¹⁹⁷⁷⁻⁷⁸⁾	6	6	0	1.000	31	12	6-0		
Lewis-Clark State ⁽¹⁹⁹⁴⁾	1	0	1	.000	2	9			0-1
Liberty ⁽¹⁹⁸⁸⁻¹⁴⁾	8	2	6	.250	46	53	2-3	0-1	0-2
Long Beach State ⁽¹⁹⁸⁸⁻⁹¹⁾	2	1	1	.500	21	19			1-1

Opponent ^(First Game - Last Game)	G	W	L	Win %	^CU	^Opp	Home	Away	Neutral
Louisiana ⁽¹⁹⁹¹⁻⁰⁰⁾	3	1	2	.333	29	23			1-2
Louisville ⁽¹⁹⁷⁰⁻¹⁸⁾	20	11	9	.550	114	81	7-5	2-4	2-0
Maine ⁽¹⁹⁹¹⁻¹⁶⁾	26	24	2	.923	248	93	20-2	1-0	3-0
Marshall ⁽¹⁹⁷⁵⁻⁹⁰⁾	17	15	2	.882	179	53	15-1		0-1
Maryland ⁽¹⁹²³⁻¹⁴⁾	164	123	41	.750	1192	659	67-9	45-28	11-4
Massachusetts ⁽¹⁹⁵⁹⁻⁶⁹⁾	6	5	1	.833	49	28	5-1		
Memphis ⁽²⁰⁰⁷⁾	3	2	1	.667	19	10	2-1		
Mercer ^{*(1901-2008)}	35	19	15	.557	184	140	10-1	9-14-1	
Miami (Fla.) ^{*(1977-18)}	71	30	40	.430	383	428	12-12	10-19-1	8-9
Miami (Ohio) ⁽¹⁹⁶⁵⁻¹⁰⁾	4	4	0	1.000	49	1	4-0		
Michigan ⁽¹⁹²⁵⁻²⁹⁾	6	0	6	.000	12	48	0-6		
Michigan State ^{*(1935-18)}	20	9	10	.475	125	139	4-9-1		5-1
Middle Tennessee ⁽²⁰⁰⁰⁾	2	2	0	1.000	25	3	2-0		
Mississippi ⁽¹⁹²³⁻⁸⁴⁾	15	7	8	.467	64	87		6-8	1-0
Mississippi College ⁽¹⁹²³⁾	2	1	1	.500	4	2	1-1		
Mississippi State ⁽¹⁹⁶⁸⁻⁰⁷⁾	13	8	5	.615	75	61	3-0	4-5	1-0
Missouri State ⁽¹⁹⁹³⁻⁹⁹⁾	5	4	1	.800	33	46			4-1
Morehead State ⁽¹⁹⁹⁷⁻¹⁸⁾	6	6	0	1.000	35	13	6-0		
Navy ⁽¹⁹⁶³⁻⁹⁵⁾	2	2	0	1.000	25	8	1-0		1-0
Nebraska ⁽¹⁹⁹³⁻⁰²⁾	2	1	1	.500	11	15			1-1
Nevada ⁽¹⁹⁹⁷⁻¹⁷⁾	5	3	2	.600	37	29	2-1		1-1
Nevada-Las Vegas ⁽¹⁹⁹¹⁻¹⁴⁾	11	7	4	.636	82	56	3-1	3-3	1-0
New Hampshire ⁽¹⁹⁹⁴⁾	1	1	0	1.000	4	1	1-0		
New Orleans ⁽¹⁹⁸⁵⁻⁸⁹⁾	7	3	4	.429	49	48		1-2	2-2
New York Tech ⁽²⁰⁰¹⁾	3	3	0	1.000	51	3	3-0		
Newberry ^{*(1900-78)}	88	50	37	.574	475	369	25-11-1	24-25	1-1
North Carolina ^{*(1901-2017)}	192	99	92	.518	1009	950	47-32-1	37-46	15-14
North Carolina A&T ⁽²⁰⁰⁵⁾	1	1	0	1.000	12	2	1-0		
North Carolina State ^{*(1921-18)}	203	117	85	.579	1364	1126	59-30-1	44-42	14-13
North Carolina-Asheville ⁽¹⁹⁹⁸⁻⁰⁹⁾	4	4	0	1.000	57	13	4-0		
North Carolina-Greensboro ⁽²⁰⁰⁸⁻¹⁷⁾	4	4	0	1.000	28	22	4-0		
North Carolina-Wilmington ⁽¹⁹⁷⁶⁻⁰⁹⁾	42	34	8	.810	342	157	21-3	13-5	
North Georgia ⁽¹⁹⁰⁹⁻²⁵⁾	5	3	2	.600	41	24	3-2		
Northwestern ⁽¹⁹⁹⁷⁾	2	2	0	1.000	22	9			2-0
Notre Dame ⁽¹⁹⁹⁴⁻¹⁸⁾	17	11	6	.647	93	62	4-3	6-3	1-0
Oglethorpe ⁽¹⁹¹⁷⁻⁵⁹⁾	14	6	8	.429	61	72	2-3	4-5	
Ohio ^{*(1937-01)}	33	19	13	.593	217	176	19-13-1		
Ohio State ⁽¹⁹⁵⁴⁻⁰³⁾	15	10	5	.667	86	62	9-3		1-2
Oklahoma ⁽¹⁹⁹²⁻¹⁰⁾	2	1	1	.500	12	11			1-1
Oklahoma State ⁽¹⁹⁹¹⁻¹⁶⁾	8	4	4	.500	43	40	2-3		2-1
Old Dominion ⁽¹⁹⁸³⁻⁰⁵⁾	38	31	7	.816	249	122	27-5	4-2	
Oral Roberts ⁽²⁰⁰⁵⁻⁰⁶⁾	3	3	0	1.000	25	16	3-0		
Oregon ⁽²⁰¹⁴⁾	1	0	1	.000	1	18			0-1
Oregon State ⁽¹⁹⁸⁸⁻⁰¹⁾	5	3	2	.600	42	29			3-2
Pacific ⁽²⁰⁰⁷⁾	3	3	0	1.000	17	10	3-0		
Penn State ⁽¹⁹⁵⁹⁻⁷⁵⁾	2	0	2	.000	4	12			0-2
Pepperdine ⁽²⁰¹⁵⁾	1	0	1	.000	8	10			0-1
Pittsburgh ⁽²⁰¹⁴⁻¹⁸⁾	9	7	2	.778	58	46	2-1	5-1	
Presbyterian College ⁽¹⁹⁰⁶⁻²⁰¹⁸⁾	86	64	22	.744	646	366	39-9	22-10	3-3
Princeton ⁽¹⁹⁹¹⁻⁰³⁾	2	2	0	1.000	20	11			2-0
Purdue ⁽²⁰⁰²⁾	3	3	0	1.000	18	11	3-0		
Rhode Island ⁽¹⁹⁶⁷⁻⁶⁸⁾	5	3	2	.600	26	19	3-2		
Rice ⁽¹⁹⁹⁴⁻⁰⁰⁾	4	2	2	.500	25	26			2-2
Richmond ⁽¹⁹¹⁵⁻⁰¹⁾	4	3	1	.750	33	21	3-1		
Rider ⁽¹⁹⁷⁰⁾	2	2	0	1.000	10	3	2-0		
Riverside Military ⁽¹⁹⁰⁹⁻¹⁰⁾	3	2	1	.667	11	10	2-0	0-1	
Rollins ⁽¹⁹⁵⁰⁻⁸⁰⁾	11	4	7	.364	60	59	1-1	3-6	
Rutgers ⁽¹⁹⁸⁸⁻⁹³⁾	2	1	1	.500	8	9			1-1
Sacred Heart ⁽²⁰¹¹⁾	1	1	0	1.000	11	1	1-0		
Saint John's ⁽¹⁹⁷⁵⁻¹⁸⁾	7	6	1	.857	55	27	2-0		4-1
Saint Louis ⁽²⁰¹³⁾	1	1	0	1.000	10	2			1-0
San Jose State ⁽²⁰⁰⁰⁾	1	1	0	1.000	10	6			1-0
Seton Hall ⁽¹⁹⁸⁷⁻⁰¹⁾	6	6	0	1.000	70	26	5-0		1-0
Siena ⁽¹⁹⁹⁶⁾	2	2	0	1.000	27	5	2-0		
South Alabama ⁽¹⁹⁷³⁻⁰²⁾	11	6	5	.545	70	55	4-3	2-2	
South Carolina ^{*(1899-2018)}	318	178	138	.563	1877	1594	99-45	68-83-2	11-10
South Carolina-Aiken ⁽¹⁹⁸⁴⁻⁸⁵⁾	2	2	0	1.000	26	6	1-0	1-0	
South Carolina-Upstate ⁽²⁰⁰⁹⁻¹³⁾	3	3	0	1.000	44	11	3-0		
South Florida ⁽¹⁹⁹⁶⁻⁹⁸⁾	4	2	2	.500	15	15	1-2		1-0
Southern California ⁽¹⁹⁹⁰⁻⁹⁸⁾	2	0	2	.000	5	9	0-1		0-1
Southern Mississippi ⁽²⁰¹⁰⁾	1	1	0	1.000	10	1			1-0
Springfield ⁽¹⁹⁶⁷⁻⁶⁸⁾	3	3	0	1.000	22	6	3-0		
Stanford ⁽¹⁹⁹⁵⁻⁰⁰⁾	2	0	2	.000	7	18			0-2
Stetson ⁽¹⁹⁷⁶⁻⁹⁸⁾	7	6	1	.857	71	30	3-0	1-1	2-0
Tampa ⁽¹⁹⁹²⁾	3	3	0	1.000	34	6	3-0		
Temple ⁽¹⁹⁷⁷⁾	1	1	0	1.000	13	4			1-0
Tennessee ⁽¹⁹²⁵⁻⁹⁷⁾	34	23	11	.676	237	158	14-3	8-5	1-3
Tennessee Tech ⁽²⁰⁰³⁻¹²⁾	5	5	0	1.000	39	17	5-0		
Texas A&M ⁽¹⁹⁹⁹⁾	3	1	2	.333	17	28		1-2	
Texas State ⁽¹⁹⁹⁷⁾	1	0	1	.000	7	12			0-1
Texas Tech ⁽¹⁹⁹³⁻⁰⁴⁾	4	2	2	.500	25	21		1-2	1-0
Texas-Arlington ⁽¹⁹⁹⁰⁻⁹⁵⁾	2	2	0	1.000	26	5		1-0	1-0
Toledo ⁽¹⁹⁷⁶⁻⁷⁷⁾	8	5	3	.625	48	25	5-3		
Troy ⁽¹⁹⁸²⁾	2	1	1	.500	7	5		1-1	
Valdosta State ⁽¹⁹⁷⁸⁻⁸⁷⁾	17	13	4	.765	100	60	2-0	11-4	
Vanderbilt ⁽¹⁹⁸⁴⁻¹⁸⁾	8	3	5	.375	45	53	2-5	1-0	
Vermont ⁽¹⁹⁷⁰⁾	1	1	0	1.000	14	2	1-0		
Villanova ⁽¹⁹⁹¹⁾	1	1	0	1.000	8	3			1-0

AGAINST ALL COMPETITION

Opponent ^(First Game - Last Game)	G	W	L	Win %	^CU	^Opp	Home	Away	Neutral
Virginia ⁽¹⁹⁵⁵⁻¹⁸⁾	164	110	54	.671	1128	689	55-16	44-29	11-9
Virginia Military ⁽¹⁹¹⁶⁾	1	1	0	1.000	2	0		1-0	
Virginia Tech ^{*(1902-2017)}	70	44	24	.643	437	314	27-7-1	12-15-1	5-2
Wake Forest ^{*(1901-2018)}	194	135	58	.698	1330	958	67-22-1	53-32	15-4
Washington ⁽¹⁹⁹⁴⁻⁹⁹⁾	3	2	1	.667	17	16			2-1
Washington & Lee ⁽¹⁹⁴⁸⁻⁵⁴⁾	3	2	1	.667	42	10	2-1		
Washington State ⁽¹⁹⁸⁸⁾	1	0	1	.000	5	6			0-1
West Virginia ⁽¹⁹⁵¹⁻¹⁵⁾	13	11	2	.846	92	30	7-2		4-0
West Virginia Wesleyan ⁽¹⁹¹⁶⁻¹⁷⁾	3	1	2	.333	12	17	1-2		
Western Carolina ⁽¹⁹⁷⁴⁻¹⁸⁾	81	65	16	.802	746	406	46-5	18-11	1-0
Western Michigan ⁽¹⁹⁵⁸⁻⁷³⁾	3	1	2	.333	15	21	1-1		0-1

Opponent ^(First Game - Last Game)	G	W	L	Win %	^CU	^Opp	Home	Away	Neutral
Wichita State ⁽¹⁹⁸¹⁾	1	0	1	.000	2	7	0-1		
William & Mary ⁽²⁰⁰⁰⁻¹⁸⁾	9	8	1	.889	54	36	8-1		
Wingate ⁽¹⁹⁸³⁾	1	1	0	1.000	11	7			1-0
Winthrop ⁽¹⁹⁸¹⁻¹⁸⁾	28	22	6	.786	204	117	18-5	3-1	1-0
Wofford ^{*(1898-2018)}	106	81	24	.769	774	413	44-8	34-15	3-1-1
Wright State ⁽²⁰¹⁰⁻¹⁷⁾	9	7	2	.778	54	35	7-2		
Xavier ⁽²⁰¹⁴⁾	1	0	1	.000	4	6			0-1
Yale ⁽¹⁹⁴⁷⁻¹⁷⁾	7	6	1	.857	52	33	4-0	0-1	2-0
Totals	4449	2842	1577	.642	30,295	21,128	1635-574-13	932-807-15	275-186-2

* - includes one tie (Clemson has 30 ties in history); ^ - runs; Note: **Bold** denotes 2019 opponent.

RECORD BY DATE

JANUARY					
Day	W-L	Win %	Home	Away	Neutral
28	1-0	1.000			1-0
29	1-0	1.000			1-0
30	0-1	.000			0-1
31					
Totals	2-1	.667	0-0	0-0	2-1

FEBRUARY					
Day	W-L	Win %	Home	Away	Neutral
1					
2					
3					
4					
5					
6	1-0	1.000			1-0
7	1-0	1.000			1-0
8	1-0	1.000			1-0
9					
10					
11					
12	3-0	1.000	3-0		
13	2-2	.500	2-2		
14	3-1	.750	3-1		
15	6-1	.857	5-1	1-0	
16	8-4	.667	7-2	1-2	
17	8-5	.615	5-4	3-0	0-1
18	13-1	.929	9-1	3-0	1-0
19	7-5	.583	5-3	1-2	1-0
20	12-2	.857	8-0	2-1	2-1
21	11-2	.846	8-0	1-2	2-0
22	12-2	.857	9-0	3-2	
23	17-5	.773	12-0	4-5	1-0
24	19-5	.792	16-2	3-1	0-2
25	24-1	.960	14-0	7-1	3-0
26	18-8	.692	11-2	7-4	0-2
27	16-5	.762	9-2	4-2	3-1
28	20-9	.690	12-4	4-4	4-1
29	4-1	.800	1-0	2-1	1-0
Totals	206-59	.777	139-24	46-27	21-8

MARCH					
Day	W-L	Win %	Home	Away	Neutral
1	16-9	.640	12-4	3-4	1-1
2	17-12-1	.583	12-4	4-5-1	1-3
3	22-10	.688	16-6	4-4	2-0
4	20-9	.690	16-1	3-8	1-0
5	23-6	.793	17-4	5-2	1-0
6	25-6	.806	21-3	4-2	0-1
7	30-5	.857	27-3	2-2	1-0
8	23-10	.697	21-4	1-5	1-1
9	25-7	.781	19-5	6-2	
10	30-7	.811	26-3	4-4	
11	18-11	.621	17-6	0-4	1-1
12	26-6	.813	22-2	4-4	
13	24-6	.800	18-4	6-2	
14	27-7	.794	18-3	7-4	2-0
15	25-12-1	.671	14-6	11-3-1	0-3
16	17-15	.531	11-3	5-9	1-3
17	26-15	.634	12-4	11-10	3-1
18	31-11	.738	14-2	13-8	4-1
19	31-14	.689	11-2	17-11	3-1
20	34-16	.680	15-2	17-13	2-1
21	22-15-1	.592	10-3	11-11-1	1-1
22	26-19-2	.574	15-6-1	11-11-1	0-2
23	33-19	.635	20-7	11-12	2-0
24	30-20-1	.598	22-10-1	8-10	
25	33-21-1	.609	18-13-1	13-8	2-0
26	32-17-1	.650	25-8-1	5-8	2-1

27	31-13	.705	22-7	8-5	1-1
28	31-25-2	.552	24-11-2	6-13	1-1
29	34-18	.654	28-10	5-7	1-1
30	33-18	.647	25-9	8-9	
31	40-14	.741	25-4	12-10	3-0
Totals	835-393-10	.679	573-159-6	225-210-4	37-24

APRIL					
Day	W-L	Win %	Home	Away	Neutral
1	36-21	.632	22-12	14-9	
2	33-21	.611	23-9	9-11	1-1
3	43-18-2	.698	30-7-1	11-11-1	2-0
4	41-19	.683	26-9	14-8	1-2
5	39-23	.629	27-12	11-11	1-0
6	35-21-1	.623	21-11	14-8-1	0-2
7	41-22-1	.648	23-9-1	16-13	2-0
8	46-17	.730	29-7	16-10	1-0
9	38-19	.667	27-7	11-12	
10	31-28	.525	19-11	12-14	0-3
11	41-18	.695	26-8	15-9	0-1
12	36-34	.514	18-15	17-18	1-1
13	34-25	.576	18-10	16-15	
14	43-21-1	.669	16-10-1	27-11	
15	48-24-1	.664	29-6	19-17-1	0-1
16	40-26-1	.604	24-7	16-19-1	
17	36-20	.643	28-6	7-14	1-0
18	34-21-2	.614	20-8	13-10-2	1-3
19	39-17	.696	22-6	16-11	1-0
20	36-21-1	.629	15-7	16-13-1	5-1
21	39-22-1	.637	21-9	14-11-1	4-2
22	36-24	.600	16-6	17-15	3-3
23	31-21	.596	19-10	11-9	1-2
24	35-23-2	.600	21-9-1	8-11-1	6-3
25	38-21-1	.642	24-11	12-10	2-0-1
26	47-20	.701	25-12	18-6	4-2
27	32-24	.571	18-8	11-13	3-3
28	19-22	.463	9-6	9-15	1-1
29	19-17	.528	9-5	9-11	1-1
30	25-16-1	.607	14-9-1	11-5	0-2
Totals	1091-646-15	.627	639-262-5	410-350-9	42-34-1

27	8-5	.615	3-1		5-4
28	9-7	.563	3-1	0-1	6-5
29	6-2	.750	1-0	1-0	4-2
30	2-5	.286	0-1		2-4
31	4-6	.400	3-0	0-1	1-5
Totals	643-423-5	.603	258-119-2	244-204-2	141-100-1

JUNE					
Day	W-L	Win %	Home	Away	Neutral
1	6-3	.667	3-0	0-1	3-2
2	5-5	.500	4-1	0-2	1-2
3	10-5	.667	6-2	1-1	3-2
4	10-2	.833	5-1	1-1	4-0
5	7-8	.467	2-3	2-1	3-4
6	2-5	.286	0-1	1-4	1-0
7	3-2	.600	0-1	1-1	2-0
8	1-2	.333	1-0	0-1	0-1
9	5-2	.714	2-0	0-1	3-1
10	1-1	.500	1-0		0-1
11	3-1	.750		1-0	2-1
12	1-2	.333	0-1	0-1	1-0
13	2-3	.400	1-0	0-1	1-2
14	5-4	.556	1-0		4-4
15	0-2	.000			0-2
16	2-1	.667			2-1
17					
18	0-1	.000			0-1
19	0-1	.000			0-1
20	0-2	.000		0-1	0-1
21	1-1	.500			1-1
22	1-0	1.000			1-0
23					
24					
25	0-1	.000			0-1
26	0-1	.000			0-1
Totals	65-55	.542	26-10	7-16	32-29

Note: **Bold** denotes 2019 game date.

TOP WINNING PERCENTAGE DATES

Rk	Date	W-L	Win %
1.	February 25	24-1	.960
2.	February 18	13-1	.929
3.	March 7	30-5	.857
	February 20	12-2	.857
	February 22	12-2	.857
6.	February 21	11-2	.846
7.	June 4	10-2	.833
8.	March 12	26-6	.813
9.	March 10	30-7	.811
10.	March 6	25-6	.806
11.	March 13	24-6	.800
12.	March 14	27-7	.794
13.	March 5	23-6	.793
14.	February 24	19-5	.792
15.	March 9	25-7	.781
16.	February 23	17-5	.773
17.	February 27	16-5	.762
18.	May 15	29-10	.744
19.	March 31	40-14	.741
20.	March 18	31-11	.738
21.	April 8	46-17	.730
22.	May 25	12-5	.706
23.	March 27	31-13	.705
24.	May 13	38-16	.704
25.	April 26	47-20	.701

Note: Minimum 10 games; **bold** denotes 2019 game date.

GAME RESULTS VS. 2019 OPPONENTS

BOSTON COLLEGE

Overall:.....31-8
 at Clemson:.....16-5
 at Doug Kingsmore Stadium: ...16-5
 at Boston College:.....15-3
 ACC Regular-Season Games:.....31-8
 One-Run Games:7-3
 Extra-Inning Games:2-0
 Under **Monte Lee**:9-0
 Longest CU Win Streak:.....11⁽²⁰¹⁰⁻¹⁴⁾
 Longest BOC Win Streak:.....2⁽²⁰⁰⁸⁾
 Biggest CU Win:16-2⁽²⁰⁰⁸⁾
 Biggest BOC Win:13-1⁽²⁰⁰⁹⁾

Date	Site	W-L	CU	Op
4-21-2006	* A	W	6	3
4-22-2006 ⁽¹⁾	* A	L	2	3
4-22-2006 ⁽²⁾	* A	W	4	1
5-5-2007	* H	W	4	3
5-6-2007 ⁽¹⁾	* H	L	6	8
5-6-2007 ⁽²⁾	* H	W	7	6
3-14-2008	* H	L	4	6
3-15-2008	* H	L	6	7
3-16-2008	* H	W	16	2
3-27-2009	* A	L	1	13
3-28-2009 ⁽¹⁾	* A	W	7	6
3-28-2009 ⁽²⁾	* A	W	5	3
4-2-2010	* H	W	15	2
4-3-2010	* H	L	5	11
4-4-2010	* H	W	14	9
4-15-2011	* A	W	9	2
4-16-2011 ⁽¹⁾	* A	W	7	5
4-16-2011 ⁽²⁾	* A	W	9	2
3-16-2012	* H	W	6	4
3-17-2012	* H	W	6	3
3-18-2012	* H	W	5	1
4-5-2013	* A	W	7	5
4-6-2013	* A	W	9	2
4-7-2013	* A	W	1	0
5-15-2014	* H	W	8	4
5-16-2014	* H	L	1	3
5-17-2014	* H	W ⁽¹³⁾	10	9
4-10-2015	* A	W	15	6
4-11-2015	* A	L	7	8
4-12-2015	* A	W	6	3
3-18-2016	* H	W	6	2
3-19-2016	* H	W	6	1
3-20-2016	* H	W ⁽¹⁰⁾	3	2
3-24-2017	* A1	W	8	2
3-25-2017	* A1	W	1	0
3-26-2017	* A1	W	2	0
3-29-2018	* H	W	10	2
3-30-2018	* H	W	9	4
3-31-2018	* H	W	8	3

* - ACC regular-season game; A1 - Kingston, R.I.

CHARLESTON SOUTHERN

Overall:.....20-1
 at Clemson:.....17-1
 at Doug Kingsmore Stadium: ...17-1
 at Charleston Southern:.....3-0
 NCAA Tournament Games:.....1-0
 One-Run Games:6-1
 Extra-Inning Games:1-1
 Under **Monte Lee**:3-0
 Longest CU Win Streak:.....17⁽¹⁹⁷⁶⁻¹³⁾
 Longest CSU Win Streak:1⁽²⁰¹⁵⁾
 Biggest CU Win:19-1⁽²⁰¹¹⁾
 Biggest CSU Win:4-3⁽²⁰¹⁵⁾

Date	Site	W-L	CU	Op	
3-5-1976	H	W	6	2	
3-14-1977	A	W	8	0	
3-15-1977	A	W	3	1	
4-6-1978 ⁽¹⁾	H	W ⁽⁷⁾	3	2	
4-6-1978 ⁽²⁾	H	W ⁽⁷⁾	10	3	
3-22-1979	A	W	17	10	
4-18-1994	H	W	16	6	
4-24-1996	H	W	12	5	
5-23-1996	\$	H	W	9	1
2-18-1997	H	W	7	2	
5-7-1997	H	W	9	8	
4-8-1998	H	W	13	3	
2-26-2003	H	W ⁽⁸⁾	5	0	
5-5-2004	H	W	3	2	
2-26-2011	H	W	19	1	
4-17-2012	H	W	3	2	
3-13-2013	H	W	3	1	
4-8-2015	H	L ⁽¹⁰⁾	3	4	
5-17-2016	H	W	3	2	

4-11-2017	H	W ⁽¹¹⁾	6	5
3-13-2018	H	W	5	0

\$ - NCAA Regional

COLLEGE OF CHARLESTON

Overall:.....27-2
 at Clemson:.....19-2
 at Doug Kingsmore Stadium: ...15-2
 at College of Charleston:.....8-0
 NCAA Tournament Games:.....1-0
 One-Run Games:4-0
 Extra-Inning Games:1-0
 Under **Monte Lee**:3-1
 Longest CU Win Streak:.....23⁽¹⁸⁹⁹⁻²⁰¹²⁾
 Longest CWC Win Streak:.....1^(2012,16)
 Biggest CU Win: ..12-0⁽¹⁹⁰⁰⁾, 19-7⁽²⁰⁰⁷⁾
 Biggest CWC Win:11-4⁽²⁰¹⁶⁾

Date	Site	W-L	CU	Op
5-11-1899	A	W	11	3
5-20-1899	H	W	11	3
5-7-1900	H	W	12	0
4-3-1911	H	W	6	3
4-28-1911	A	W	6	1
4-3-1912	H	W	6	0
3-7-2001	H	W	5	3
3-1-2002	A	W	14	6
3-6-2002	H	W	12	1
3-5-2003	H	W	6	2
3-18-2003	A	W	7	6
3-5-2004	A	W	15	4
5-12-2004	H	W	19	8
5-17-2005	H	W	8	5
6-4-2005	\$	H	W	6
3-3-2006	A	W	6	0
5-16-2006	H	W	1	0
5-15-2007	H	W	19	7
2-29-2008	A	W	7	6
5-13-2008	H	W	12	6
5-12-2009	H	W	5	2
5-5-2012	H	W ⁽¹¹⁾	4	3
5-6-2012	H	W	12	3
5-7-2012	H	L	2	4
5-6-2015	H	W	6	3
5-10-2016	H	W	13	4
5-11-2016	H	L	4	11
3-21-2017	A	W	8	4
4-25-2017	H	W	7	2
\$ - NCAA Regional				

\$ - NCAA Regional

CHARLOTTE

Overall:.....11-3
 at Clemson:.....8-2
 at Doug Kingsmore Stadium: ...8-2
 at Charlotte:.....3-1
 One-Run Games:2-3
 Extra-Inning Games:2-0
 Longest CU Win Streak:.....8⁽¹⁹⁸⁵⁻⁰⁰⁾
 Longest CHA Win Streak:..1^(1985,04,10)
 Biggest CU Win:25-1⁽¹⁹⁸⁷⁾
 Biggest CHA Win: ..4-3⁽¹⁹⁸⁸⁾, 5-4⁽²⁰⁰⁴⁾, 11-10⁽²⁰¹⁰⁾

Date	Site	W-L	CU	Op
2-28-1985	H	L	3	4
3-9-1985	A	W ⁽¹⁰⁾	4	3
4-24-1986	H	W	9	7
3-31-1987	A	W ⁽⁷⁾	25	1
2-24-1988	H	W	23	6
3-5-1988	A	W	9	4
5-13-1993	H	W	12	5
2-26-1998	H	W	11	7
3-22-2000	H	W	14	2
2-24-2004	H	L	4	5
2-20-2009	H	W	8	3
2-21-2009	H	W	4	0
2-22-2009	H	W ⁽¹⁰⁾	6	5
3-16-2010	A	L	10	11

THE CITADEL

Overall:.....85-18
 at Clemson:.....48-7
 at Doug Kingsmore Stadium: ...13-2
 at The Citadel:.....32-11
 at Neutral:.....5-0
 NCAA Tournament Games:.....2-0
 One-Run Games:9-1
 Extra-Inning Games:4-1
 Under **Monte Lee**:2-0
 Longest CU Win Streak:.....25⁽¹⁹⁰⁰⁻³⁶⁾
 Longest CIT Win Streak:.....4⁽¹⁹³⁷⁻³⁸⁾
 Biggest CU Win:27-2⁽¹⁹⁶⁶⁾
 Biggest CIT Win:11-2⁽¹⁹⁹⁰⁾

Date	Site	W-L	CU	Op
5-9-1900	H	W	9	0
5-9-1901	H	W	17	2
4-7-1902	A	W	4	2
4-29-1911	A	W	3	0
4-16-1914	H	W	5	0
4-17-1915	H	W	13	3
4-11-1916	H	W	4	2
4-12-1916	H	W	16	1
5-9-1919	H	W	8	3
4-8-1922	H	W	11	3
5-3-1923	H	W	5	3
5-12-1924	N1	W	10	3
5-13-1925	H	W	6	4
4-23-1926	H	W	8	3
5-10-1927	H	W	4	1
4-21-1928	A	W	7	3
5-11-1929 ⁽¹⁾	A	W ⁽⁷⁾	4	0
5-11-1929 ⁽²⁾	A	W ⁽⁷⁾	6	5
4-26-1930	A	W	9	6
5-9-1930	N2	W	12	6
5-4-1931	A	W	6	2
5-11-1931	H	W	6	1
5-12-1931	H	W	3	2
4-20-1936	H	W	7	1
4-21-1936	H	W	6	1
4-12-1937	A	L	7	10
4-13-1937	A	L	0	3
4-25-1938	H	L	0	3
4-26-1938	H	L	2	10
5-2-1939	A	W	4	0
5-3-1939	A	L	2	7
5-8-1940	N3	W	12	1
5-9-1940	N3	W	18	12
4-18-1947	A	W	14	4
4-30-1947	H	W ⁽⁷⁾	8	5
5-18-1948	H	W	4	3
5-25-1948	A	W	6	4
4-23-1949 ⁽¹⁾	A	L ⁽⁷⁾	0	2
4-23-1949 ⁽²⁾	A	W ⁽⁷⁾	5	0
5-13-1949	H	W	10	5
5-14-1949	H	W	16	4
4-21-1950	A	W	16	4
4-22-1950	A	W ⁽¹⁰⁾	7	5
5-12-1950	H	W	19	10
5-13-1950	H	W	12	11
4-14-1951 ⁽¹⁾	A	W	15	5
4-14-1951 ⁽²⁾	A	W ⁽⁷⁾	3	1
4-20-1951	H	W	7	6
4-21-1951	H	W	12	3
4-18-1952	H	L	5	8
4-19-1952	H	W	14	4
5-3-1952 ⁽¹⁾	A	W ⁽¹⁰⁾	6	4
5-3-1952 ⁽²⁾	A	W ⁽⁷⁾	6	4
3-24-1953 ⁽¹⁾	H	W ⁽⁷⁾	4	3
3-24-1953 ⁽²⁾	H	W ⁽⁸⁾	11	7
5-1-1953	N4	W	5	0
5-2-1953	A	L	1	5
3-23-1956	H	L	11	13
3-24-1956	H	W	15	14
3-31-1958	A	W ⁽¹¹⁾	5	4
4-2-1958	H	W	23	9
3-23-1959	H	W	8	6
3-25-1960	H	L	5	8
3-26-1960	H	W	16	6
3-24-1961	A	L	4	6
3-25-1961	A	W	6	4
3-23-1962	H	W	17	1
3-24-1962	H	W	22	3
3-29-1963	A	W	7	4
3-30-1963	A	L	3	7
3-22-1965	A	W	4	2
3-23-1965	A	W	6	2
3-25-1966	H	W	11	5
3-26-1966	H	W	27	2

3-12-1977	A	W	5	2
3-20-1979	A	W	10	3
3-21-1979	A	W	6	1
2-20-1981	A	W	6	0
2-21-1981	A	W	6	3
3-6-1982	H	W	20	7
2-19-1983	A	L	1	3
2-20-1983	A	L	2	6
3-6-1984 ⁽¹⁾	H	L ⁽⁷⁾	4	7
3-6-1984 ⁽²⁾	H	W ⁽⁷⁾	6	0
2-16-1985	A	L ⁽¹⁰⁾	9	10
2-17-1985	A	W	12	5
3-3-1986	H	W	13	5
3-4-1986	H	W	16	5
2-23-1987 ⁽¹⁾	A	W ⁽⁷⁾	9	3
2-23-1987 ⁽²⁾	A	W ⁽⁷⁾	12	0
5-21-1990	A	L	2	11
3-26-1991	H	W	10	0
3-27-1991	H	W	12	3
5-26-1994	\$	H	W	5
3-25-1998	H	W	5	0
5-21-1998	\$	H	W	12
3-3-1999	H	L	15	18
3-24-2000	H	W	9	3
3-25-2000	H	W	7	5
3-26-2000	H	W	6	3
4-20-2004	H	W	13	4
3-15-2016	A	W	12	1
3-16-2016	A	W	5	4
\$ - NCAA Regional; N1 - Laurens, S.C.; N2 - Anderson, S.C.; N3 - Sumter, S.C.; N4 - Orangeburg, S.C.				

\$ - NCAA Regional; N1 - Laurens, S.C.; N2 - Anderson, S.C.; N3 - Sumter, S.C.; N4 - Orangeburg, S.C.

COASTAL CAROLINA

Overall:.....45-10
 at Clemson:.....33-6
 at Doug Kingsmore Stadium: ...33-6
 at Coastal Carolina:.....10-4
 at Neutral:.....2-0
 NCAA Tournament Games:.....5-0
 One-Run Games:8-2
 Extra-Inning Games:3-1
 Under **Monte Lee**:2-1
 Longest CU Win Streak:.....20⁽¹⁹⁹⁰⁻⁹⁹⁾
 Longest CCU Win Streak:.....1^(10 times)
 Biggest CU Win:19-1⁽²⁰⁰²⁾
 Biggest CCU Win:11-2⁽¹⁹⁹⁰⁾

Date	Site	W-L	CU	Op
2-15-1986	A	W	12	5
2-16-1986	A	L	3	9
3-27-1988	H	W	8	4
3-28-1988	H	W	7	3
2-18-1989	A	W	22	5
2-19-1989	A	W	6	5
3-27-1990 ⁽¹⁾	H	L ⁽⁷⁾	2	11
3-27-1990 ⁽²⁾	H	W ⁽⁷⁾	1	0
3-19-1991	A	W	23	7
3-20-1991	A	W	10	3
3-21-1991	A	W	11	7
3-9-1992	H	W	2	1
3-10-1992	H	W	12	2
3-9-1993	H	W ⁽¹¹⁾	6	5
3-10-1993	H	W	8	3
5-10-1994	A	W	9	7
5-11-1994	A	W	8	0
4-18-1995	H	W	5	1
4-19-1995	H	W	7	2
3-1-1996	H	W	11	3
3-2-1996	H	W	8	7
3-3-1996	H	W	13	4
3-7-1997	H	W	17	2
3-8-1997	H	W	22	11
3-9-1997	H	W	13	3
3-10-1998	H	W	17	3
3-10-1999	H	W	14	6
5-8-1999	H	L	2	4
3-1-2000	H	W	4	3
4-10-2001	H	L	5	10
4-11-2001	H	W ⁽¹¹⁾	8	7
3-26-2002	H	W	19	1
3-27-2002	H	W	6	2
4-15-2003	H	L	1	5
4-16-2003	H	W	7	3
3-16-2004	H	W	9	4
2-19-2005	A1	L	2	3
3-29-2005	H	W	14	5
3-30-2005	H	W	8	1
3-7-2007	H	W	4	0
6-3-2007	\$ A1	W	11	8

GAME RESULTS VS. 2019 OPPONENTS

5-3-1960	*	H	W	6	1
5-4-1960	*	H	W	4	2
4-7-1961	*	H	L	5	8
5-6-1961	*	A	L	1	3
4-10-1962	*	H	L	3	4
5-5-1962	*	A	L	3	7
4-27-1963	*	A	W	5	1
5-3-1963	*	H	W	5	4
4-24-1964	*	A	W	5	3
4-23-1965	*	H	W	10	2
5-7-1965	*	A	W	8	0
4-2-1966	*	H	W	11	0
4-15-1967	*	A	L	3	10
5-5-1967	*	H	W	4	0
5-11-1968 ⁽¹⁾	*	A	W ⁽⁷⁾	5	3
5-11-1968 ⁽²⁾	*	A	L ⁽⁷⁾	0	7
4-7-1969	*	A	L	6	13
5-10-1969 ⁽¹⁾	*	H	W ⁽⁷⁾	8	5
5-10-1969 ⁽²⁾	*	H	W ⁽⁷⁾	7	2
4-5-1970	*	H	W	3	1
5-16-1970 ⁽¹⁾	*	A	L ⁽⁷⁾	1	2
5-16-1970 ⁽²⁾	*	A	L ⁽⁷⁾	1	2
4-4-1971	*	H	W	5	4
5-12-1971	*	A	W	5	2
4-17-1973 ⁽¹⁾	*	A	W ⁽⁷⁾	9	7
4-17-1973 ⁽²⁾	*	A	W ⁽⁷⁾	4	3
3-31-1974	*	H	W	18	1
4-12-1974 ⁽¹⁾	*	H	W	14	3
4-12-1974 ⁽²⁾	*	H	W	8	1
4-8-1976	*	A	W	20	7
4-9-1976	*	A	L	1	10
3-5-1977	*	H	W	6	0
3-20-1978	*	A	W	25	6
3-21-1978	*	A	W ⁽⁸⁾	15	10
4-23-1978	+	H	W	13	0
3-14-1979	*	H	W	13	1
3-15-1979	*	H	W	6	4
3-12-1981	*	H	W	7	4
3-13-1981	*	H	W	8	7
4-23-1981	+	N7	L	0	1
4-25-1981	+	N7	W	9	2
3-19-1982	*	A	W	5	3
4-21-1982	+	N7	W	10	9
3-6-1983	*	H	W	9	2
3-7-1983	*	H	W	4	3
4-24-1983	+	N7	W	14	7
3-3-1984	*	A	W	11	4
3-4-1984	*	A	W	7	1
4-18-1984	+	N8	L	5	8
3-5-1985	*	H	W	5	0
3-6-1985	*	H	W	11	2
4-5-1986	*	A	W	6	1
4-6-1986	*	A	W	15	1
4-12-1987	*	A	W	6	3
4-18-1987	*	H	W	12	4
4-19-1987	*	H	W	6	3
5-7-1987 ⁽¹⁾	%	A	W ⁽⁸⁾	10	8
5-7-1987 ⁽²⁾	%	A	W ⁽⁷⁾	14	5
4-9-1988 ⁽¹⁾	*	A	W ⁽¹⁰⁾	10	3
4-9-1988 ⁽²⁾	*	A	W ⁽⁷⁾	10	3
4-15-1988	*	H	W	11	3
5-11-1988	+	N9	W	9	1
3-4-1990 ⁽¹⁾	*	A	W	12	9
3-4-1990 ⁽²⁾	*	A	L	3	4
5-12-1990	+	N9	W	13	3
5-5-1991	*	H	W	17	4
5-6-1991	*	H	W ⁽⁷⁾	3	2
5-7-1991	*	H	W	6	4
3-17-1992	*	A	W	15	7
3-18-1992	*	A	W	9	1
3-19-1992	*	A	L	1	2
2-27-1993	*	H	L	6	7
2-28-1993	*	H	W	16	7
3-1-1993	*	H	L	4	13
5-15-1993	+	N9	W	4	2
4-15-1994	*	A	W	7	6
4-16-1994	*	A	L	7	8
4-17-1994	*	A	W	7	0
3-10-1995	*	H	W	10	0
3-11-1995	*	H	W	8	4
3-12-1995	*	H	W	9	1
3-16-1996 ⁽¹⁾	*	A	L ⁽⁷⁾	4	7
3-16-1996 ⁽²⁾	*	A	L ⁽⁷⁾	0	2
3-17-1996	*	A	W	7	2
5-16-1996	+	N7	W	6	1
4-11-1997	*	H	W	11	1
4-12-1997	*	H	L ⁽¹⁰⁾	3	4
4-13-1997	*	H	W	14	2
4-11-1998 ⁽¹⁾	*	A	W	8	2

4-11-1998 ⁽²⁾	*	A	L	6	7
4-12-1998	*	A	L	2	6
4-16-1999	*	H	W	18	1
4-17-1999	*	H	L ⁽¹⁰⁾	3	5
4-18-1999	*	H	W	7	5
4-21-2000	*	A	W	8	5
4-22-2000	*	A	W	8	5
4-23-2000	*	A	W	12	8
4-13-2001	*	H	W	10	2
4-14-2001	*	H	W	10	1
4-15-2001	*	H	W	6	4
4-19-2002	*	A	W	5	3
4-20-2002	*	A	W	4	1
4-21-2002	*	A	W	2	1
5-4-2003	*	H	W	7	6
5-5-2003	*	H	L	6	7
5-6-2003	*	H	W	13	2
5-23-2003	+	N10	L	4	7
5-20-2004	*	A	W	10	1
5-21-2004	*	A	L	1	2
5-22-2004	*	A	W	9	6
4-8-2005	*	H	W	9	3
4-9-2005	*	H	W	11	6
4-10-2005	*	H	W	16	6
5-8-2006 ⁽¹⁾	*	A	W	7	4
5-8-2006 ⁽²⁾	*	A	W	14	0
5-9-2006	*	A	W	8	2
3-16-2007	*	H	W	6	4
3-17-2007	*	H	W	7	2
3-18-2007	*	H	W	9	6
4-18-2008	*	A	W	7	4
4-19-2008	*	A	L	1	10
4-20-2008	*	A	T ⁽¹⁰⁾	6	6
4-3-2009	*	H	W	7	3
4-4-2009	*	H	L	7	10
4-5-2009	*	H	W	10	1
5-22-2009	+	N8	L	4	10
4-9-2010	*	A	L	9	10
4-10-2010	*	A	W ⁽¹¹⁾	11	5
4-11-2010	*	A	L	2	7
3-18-2011	*	H	W	9	6
3-19-2011	*	H	W	16	7
3-20-2011	*	H	W	9	3
4-6-2012	*	A	W ⁽¹¹⁾	4	1
4-7-2012	*	A	W	11	5
4-8-2012	*	A	W	4	2
3-22-2013	*	H	W	7	0
3-23-2013 ⁽¹⁾	*	H	W	8	4
3-23-2013 ⁽²⁾	*	H	L	1	13
5-21-2014	+	N6	W	5	3
4-18-2015 ⁽¹⁾	*	H	W	6	2
4-18-2015 ⁽²⁾	*	H	W	8	1
4-8-2016	*	A	L	3	5
4-9-2016	*	A	W	3	2
4-10-2016	*	A	L	1	2
5-23-2017	+	N11	L	3	6

EAST TENNESSEE STATE

Overall:.....20-6

at Clemson:.....18-4

at Doug Kingsmore Stadium: ...16-4

at East Tennessee State:.....2-2

NCAA Tournament Games:.....1-1

One-Run Games:2-3

Extra-Inning Games:1-1

Longest CU Win Streak:.....10⁽¹⁹⁸⁵⁻¹¹⁾

Longest ETS Win Streak:3⁽¹⁹⁷⁹⁻⁸⁰⁾

Biggest CU Win:22-4⁽¹⁹⁸⁰⁾

Biggest ETS Win:13-8⁽¹⁹⁷⁹⁾

Date	Site	W-L	CU	Op
3-15-1969 ⁽¹⁾	H	W	5	4
3-15-1969 ⁽²⁾	H	W ⁽⁷⁾	7	2
3-11-1971	H	L	1	2
3-12-1971	H	W	4	3
3-26-1974	H	W	5	0
5-11-1979	A	W	8	6
5-12-1979	A	L	8	13
3-7-1980	H	L	2	3
3-9-1980 ⁽¹⁾	H	L ⁽¹¹⁾	1	3
3-9-1980 ⁽²⁾	H	W ⁽⁷⁾	8	0

5-22-1980	\$	H	W	22	4
5-23-1981	\$	H	L	1	2
3-29-1983		H	W	4	2
3-30-1983		H	W	2	0
3-31-1983		H	W	4	2
3-12-1985		A	L	6	10
3-13-1985		A	W	15	4
4-15-1986		H	W	14	1
3-3-1988		H	W	11	4
3-2-1989		H	W	13	4
4-3-1990		H	W	11	4
2-25-1991		H	W	13	0
4-1-1999		H	W	18	1
4-2-2002		H	W	7	1
4-23-2003		H	W ⁽¹²⁾	6	3
5-11-2011		H	W	8	3
\$ - NCAA Regional					

\$ - NCAA Regional

FLORIDA STATE

Overall:.....	69-76-1				
at Clemson:.....	35-23				
at Doug Kingsmore Stadium:...	33-19				
at Florida State:.....	20-39-1				
at Neutral:	14-14				
ACC Regular-Season Games:...	43-38				
ACC Tournament Games:	10-13				
NCAA Tournament Games:.....	4-2				
One-Run Games:	16-18				
Extra-Inning Games:	3-5-1				
Under Monte Lee :	6-5				
Longest CU Win Streak:.....	6 ⁽¹⁹⁹²⁻⁹³⁾				
Longest FSU Win Streak:.....	9 ⁽²⁰⁰¹⁻⁰²⁾				
Biggest CU Win:	24-2 ⁽¹⁹⁵⁹⁾				
Biggest FSU Win:	20-3 ⁽¹⁹⁷²⁾				
Date	Site	W-L	CU	Op	
6-7-1958	\$ N1	W ⁽¹⁰⁾	8	5	
6-5-1959	\$ N1	W	24	2	
6-6-1959	\$ N1	W	5	0	
3-30-1962	A	L	8	14	
4-19-1962	H	W	14	11	
3-21-1963	A	L	7	10	
3-22-1963	A	W	12	7	
3-23-1963	A	L	3	12	
3-19-1964	A	L	5	8	
3-20-1964	A	W	8	5	
3-21-1964	A	L	6	12	
4-26-1965	H	W	9	8	
4-27-1965⁽¹⁾	H	L	11	13	
4-27-1965⁽²⁾	H	L⁽⁵⁾	3	16	
5-23-1966	A	L	5	11	
5-24-1966	A	L	3	4	
5-25-1966	A	W	4	3	
6-2-1967	\$ N1	L	3	5	
6-3-1967	\$ N1	W	6	4	
4-19-1969⁽¹⁾	H	L	2	6	
4-19-1969⁽²⁾	H	L	1	3	
4-17-1971⁽¹⁾	H	W⁽⁷⁾	11	0	
4-17-1971⁽²⁾	H	W	12	7	
4-18-1971	H	W	3	2	
3-10-1972	A	L	7	11	
3-11-1972	A	L	3	6	
3-12-1972	A	L	3	20	
4-26-1973⁽¹⁾	H	W⁽⁷⁾	2	1	
4-26-1973⁽²⁾	H	L⁽⁷⁾	1	2	
4-27-1973	H	L	1	9	
3-8-1974	A	L	3	6	
3-9-1974	A	W	7	5	
3-10-1974	A	L	3	5	
2-28-1981	A	L	8	9	
3-1-1981	A	L	7	11	
4-1-1982	H	L	1	8	
4-2-1982	H	L⁽⁷⁾	6	7	
3-1-1983	A	L ⁽¹⁴⁾	4	5	
3-2-1983	A	T ⁽¹⁰⁾	3	3	
3-29-1984	H	W	13	0	
3-30-1984	H	W	13	3	
5-28-1989	\$	A	L	1	8
3-27-1992	*	H	W	10	4
3-28-1992	*	H	W	12	0
3-29-1992	*	H	W	14	0
5-11-1992	+	N2	W	5	2
5-13-1992	+	N2	W	11	0
5-7-1993	*	A	W	7	6
5-8-1993	*	A	L ⁽¹⁰⁾	3	4
5-9-1993	*	A	W	5	1
5-16-1993	+	N2	W	6	1
5-18-1993	+	N2	L	5	7
5-7-1994	*	H	W	5	2
5-8-1994	*	H	W	9	5

5-9-1994	*	H	L	3	8
5-21-1994	+ N2	L	4	10	
5-22-1994	+ N2	W	4	1	
4-21-1995	*	A	L	2	5
4-22-1995	*	A	L	2	7
4-23-1995	*	A	L	8	9
5-19-1995	+ N2	W	11	0	
5-20-1995	+ N2	L	2	12	
5-21-1995	+ N2	L	2	8	
5-4-1996	*	H	W	3	0
5-5-1996	*	H	W	2	1
5-6-1996	*	H	W	2	0
5-18-1996	+ N3	L	1	2	
4-4-1997	*	A	W	10	7
4-5-1997	*	A	L	5	20
4-6-1997	*	A	L ⁽¹²⁾	10	10
5-16-1997	+ N4	L	4	8	
5-17-1997	+ N4	L	0	10	
4-24-1998	*	H	W	2	1
4-25-1998	*	H	W	5	4
4-26-1998	*	H	L	2	7
4-9-1999	*	A	L	0	8
4-10-1999	*	A	W	8	4
4-11-1999	*	A	L	3	5
5-22-1999	+ N3	W	8	7	
5-6-2000	*	H	W	8	7
5-7-2000	*	H	W	5	4
5-8-2000	*	H	W	7	4
5-18-2000	+ N5	W	8	4	
4-6-2001	*	A	L	4	7
4-7-2001	*	A	L	6	7
4-8-2001	*	A	L	1	6
5-18-2001	+ N5	L	4	5	
5-17-2002	*	H	L	3	9
5-18-2002	*	H	L	3	12
5-19-2002	*	H	L	3	9
5-23-2002	+ N4	L	4	9	
5-25-2002	+ N4	L	1	4	
4-11-2003	*	A	W	8	4
4-12-2003	*	A	L	2	7
4-13-2003	*	A	L	1	8
5-1-2004	*	H	L	6	11
5-2-2004	*	H	L	1	10
5-3-2004	*	H	W	18	9
4-2-2005	*	A	L	1	3
4-3-2005 ⁽¹⁾	*	A	L	4	5
4-3-2005 ⁽²⁾	*	A	W	7	3
5-12-2006	*	H	W	9	1
5-13-2006	*	H	W ⁽¹⁰⁾	4	3
5-14-2006	*	H	W	11	2
5-11-2007	*	A	L	1	11
5-12-2007	*	A	W	7	6
5-13-2007	*	A	W	11	6
5-26-2007	+ N6	W	5	1	
5-3-2008	*	H	L ⁽¹⁰⁾	8	9
5-4-2008	*	H	L	4	13
5-5-2008	*	H	L	2	4
3-20-2009	*	A	L	2	5
3-21-2009	*	A	W ⁽¹¹⁾	8	7
3-22-2009	*	A	L	4	7
5-20-2010	*	H	W	9	8
5-21-2010	*	H	W	8	4
5-22-2010	*	H	W	8	3
5-19-2011	*	A	L	6	8
5-20-2011	*	A	W	7	4
5-21-2011	*	A	W	8	5
5-26-2011	+ N3	L	3	6	
5-12-2012	*	H	W	7	2
5-14-2012 ⁽¹⁾	*	H	W	9	7
5-14-2012 ⁽²⁾	*	H	L	5	9
5-25-2012	+ N7	W	9	7	
5-16-2013	*	A	W	8	2
5-17-2013	*	A	L	1	2
5-18-2013	*	A	L	1	6
3-21-2014	*	H	W	9	3
3-22-2014 ⁽¹⁾	*	H	L	1	11
3-22-2014 ⁽²⁾	*	H	L	3	4
5-14-2015	*	A	W	4	1
5-15-2015	*	A	W	7	0
5-16-2015	*	A	W	9	6
5-20-2015	+ N3	L	1	3	
4-30-2016	*	H	W	10	3
5-1-2016	*	H	L	2	11
5-2-2016	*	H	W	7	3
5-29-2016	+ N3	W	18	13	
4-15-2017	*	A	W	12	10
4-16-2017	*	A	L	3	7
4-17-2017	*	A	L	6	7
5-5-2018	*	H	L ⁽¹³⁾	2	0

GAME RESULTS VS. 2019 OPPONENTS

4-15-1930	A	W	4	3
4-22-1930	H	W	7	6
4-13-1933	A	L	4	6
4-14-1933	H	W	4	1
5-1-1933	A	W	9	8
5-2-1933	H	L ⁽⁷⁾	1	4
4-5-1934	H	L	7	8
4-21-1934	A	L	7	8
4-24-1935	A	T ⁽¹⁰⁾	4	4
5-7-1935 ⁽¹⁾	H	W	3	2
5-7-1935 ⁽²⁾	H	W ⁽⁷⁾	1	0
4-16-1937	H	L	2	5
5-10-1937	A	W	14	8
4-28-1938	A	L	7	14
5-11-1938	H	L	4	6
5-12-1939	A	W	9	
5-13-1939	H	W	8	4
4-18-1940	A	T	13	13
5-1-1940	H	W	16	9
4-11-1941	H	W	9	0
4-18-1941	A	L	5	7
4-27-1942	A	L ⁽¹⁰⁾	11	12
5-6-1942	H	L	1	7
4-8-1943	A	W	21	4
4-15-1943	H	W	13	12
4-29-1943	H	W	8	2
4-23-1946	A	W	4	2
5-13-1946	H	W	2	1
5-5-1947	H	W	19	7
5-6-1947	A	L	4	7
5-13-1947	H	W	9	6
5-14-1947	A	W	13	3
4-19-1948	H	W	7	6
4-28-1948	A	L	8	11
5-3-1948	H	L	1	3
5-10-1948	A	W	5	4
4-19-1949	H	W	9	6
4-27-1949	A	W	16	3
5-2-1949	H	W ⁽¹⁰⁾	6	5
5-10-1949	A	W ⁽¹²⁾	4	3
4-18-1950	H	W	12	0
4-26-1950	A	W	10	3
5-1-1950	H	W	21	6
5-9-1950	A	W	11	7
4-17-1951	H	W	26	13
4-25-1951	A	W	10	8
4-30-1951	H	W	6	1
5-8-1951	A	W	12	2
4-23-1952	H	W	4	2
4-29-1952	A	L ⁽¹⁵⁾	4	5
5-5-1952 ⁽¹⁾	H	W ⁽¹⁰⁾	12	11
5-5-1952 ⁽²⁾	H	W ⁽⁷⁾	5	4
4-8-1953	A	W	15	1
4-22-1953	H	W ⁽¹⁴⁾	13	12
4-25-1953	A	L ⁽⁷⁾	4	6
5-11-1953	N2	W	3	1
4-8-1954	A	W	5	2
5-12-1954	H	L	9	13
4-19-1955	A	W	7	2
5-14-1955	H	L	7	8
4-9-1956	A	L	4	5
5-3-1956	H	W	4	2
4-6-1957	H	W	6	3
5-1-1957	A	L	3	5
3-27-1958	A	W	9	1
5-8-1958	H	W	11	6
4-4-1959	A	W	6	4
5-8-1959	H	W	10	1
5-13-1960	H	L	4	6
5-14-1960	A	L ⁽¹¹⁾	3	4
4-11-1961	H	W	14	9
5-15-1961	A	L ⁽⁶⁾	4	5
5-2-1962	H	W	7	3
5-15-1962	A	W	11	1
5-7-1963	A	W	6	5
5-15-1963	H	W	11	6
5-6-1964	A	W	1	0
5-13-1964	H	L	9	10
4-6-1965	H	W	11	9
5-15-1965	A	W	4	3
4-25-1966	H	W	18	6
5-17-1966	A	W	6	3
4-5-1967	A	W	7	3
4-17-1967	H	W	6	5
3-26-1968	H	W	20	4
4-11-1968	A	W	12	4
4-1-1969	H	W	12	5
4-26-1969	A	W	10	3
5-21-1976	\$ N3	W	13	2

5-24-1976	\$	N3	W	6	2
3-10-1983	H	W	8	2	
3-22-1983	A	W	11	2	
4-10-1984	H	L	7	9	
3-25-1985	A	W	19	10	
5-13-1985	H	W	13	1	
4-1-1986	A	W	9	7	
4-16-1986	H	W	6	3	
4-6-1987	H	W	4	1	
3-2-1988	H	W	15	3	
3-23-1988	A	W	12		
3-15-1989	H	W	3	0	
4-11-1989	A	W	4	0	
4-4-1990	A	W	10	2	
4-11-1990	H	W	17	6	
4-2-1991	H	W	16	6	
4-23-1991	A	W	8	3	
5-17-1991	H	W	7	2	
5-18-1991	H	W ⁽⁸⁾	8	0	
5-19-1991	H	W	21	1	
3-5-1992	H	W	20	2	
3-30-1993	H	W	11	4	
4-20-1993	A	W	17	2	
3-3-1994	H	W	11	4	
4-25-1995	H	W	19	5	
5-8-1996	H	W	13	4	
4-8-1997	H	W	10	7	
4-7-1998	H	W	18	0	
4-13-1999	H	W	12	9	
4-5-2000	H	W	3	2	
2-28-2001	H	W	7	4	
5-9-2001	A	W ⁽¹¹⁾	9	6	
4-23-2002	H	W	18	7	
5-8-2003	A	L	8	10	
5-13-2003	H	L	9	12	
5-11-2004	H	W	16	5	
3-16-2005	H	W	11	1	
4-19-2006	H	L	4	5	
5-9-2007	H	L	3	6	
3-20-2008	H	W	14	2	
5-7-2008	A4	W	11	5	
3-3-2009	H	L ⁽¹⁴⁾	2	4	
5-11-2009	A4	W	8	5	
2-21-2010	H	W	8	5	
5-11-2010	A4	W	12	1	
4-26-2011	H	W	5	0	
5-10-2011	A4	W	5	1	
4-10-2012	A4	W	12	5	
5-15-2012	H	W	9	2	
5-8-2013 ⁽¹⁾	A4	W	14	2	
5-8-2013 ⁽²⁾	A4	W	12	2	
4-1-2014	H	W	13	2	
5-13-2014	A4	W	7	2	
3-31-2015	H	W	5	4	
5-12-2015	A4	W	23	15	
3-29-2016	A4	W	9	7	
5-4-2016	H	W ⁽¹¹⁾	7	6	
3-28-2017	H	W	8	0	
5-9-2017	A4	W	10	5	
2-20-2018	H	W	12	4	
3-27-2018	A4	W	10	5	

\$ - NCAA Regional; N1 - Greenwood, S.C.; N2 - Anderson, S.C.; N3 - Columbia, S.C.; A4 - Greenville, S.C. (Fluor Field)

GARDNER-WEBB

Overall:.....	10-0			
at Clemson:.....	9-0			
at Doug Kingsmore Stadium:.....	9-0			
at Gardner-Webb:.....	1-0			
Longest CU Win Streak:.....	10 ⁽¹⁹⁷⁵⁻¹⁵⁾			
Biggest CU Win: ..	14-2 ⁽²⁰⁰⁷⁾ , 13-1 ⁽²⁰¹¹⁾ , 12-0 ⁽²⁰¹¹⁾			
Date	Site	W-L	CU	Op
3-1-1975	H	W	9	6
3-3-2004	H	W	8	5
3-15-2006	H	W	10	5
3-27-2007	H	W	14	2
3-11-2010	H	W	13	2
5-7-2011 ⁽¹⁾	H	W	13	1
5-7-2011 ⁽²⁾	H	W	12	0
5-8-2011	A	W	5	1
4-3-2013	H	W	4	1
4-15-2015	H	W	7	5

GEORGIA

Overall:.....	108-124-2			
at Clemson:.....	57-50-2			
at Doug Kingsmore Stadium:.....	37-15			
at Georgia:.....	48-70			
at Neutral:.....	3-4			
NCAA Tournament Games:.....	1-2			
One-Run Games:	27-37			
Extra-Inning Games:.....	6-7-1			
Under Monte Lee :.....	4-2			
Longest CU Win Streak:.....	7 ⁽¹⁹⁷¹⁻⁷³⁾			
Longest UGA Win Streak: ..	11 ⁽¹⁹²⁴⁻²⁹⁾			
Biggest CU Win: ..	25-2 ⁽¹⁹⁰¹⁾ , 23-0 ⁽¹⁹⁴⁶⁾			
Biggest UGA Win: ..	27-4 ⁽¹⁹³⁹⁾			
Date	Site	W-L	CU	Op
5-16-1900	A	W	13	3
4-23-1901	H	W	25	2
4-17-1902	H	L	1	2
4-10-1903	A	W	13	8
4-23-1904	A	W ⁽¹²⁾	6	3
4-1-1905	H	L	2	3
5-13-1905	A	L	2	5
3-31-1906 ⁽¹⁾	A	L	2	9
3-31-1906 ⁽²⁾	A	L	3	4
4-13-1907	A	W	7	5
4-20-1907	H	L	0	2
5-8-1908	A	L	0	8
5-9-1908 ⁽¹⁾	A	L	0	6
5-9-1908 ⁽²⁾	A	L	0	7
4-2-1909	H	W	2	0
4-3-1909	H	W	10	3
4-1-1910	A	W	1	0
4-2-1910	A	L	0	5
3-27-1911	H	L	2	5
3-28-1911	H	L	0	3
3-29-1912	A	L	0	8
3-30-1912	A	L	1	5
4-4-1913	H	W	10	8
4-5-1913	H	L	4	10
3-27-1914	A	W	6	3
3-28-1914	A	L ⁽¹¹⁾	6	7
4-30-1915	H	L	3	6
5-1-1915	H	L	3	9
4-21-1916	A	L	1	4
4-22-1916	A	L ⁽¹¹⁾	4	6
4-20-1917	N1	W	2	1
4-21-1917	N1	L	2	3
5-9-1917	A	L	2	8
4-23-1918	H	W	6	5
4-24-1918	H	L	0	2
4-7-1919	A	L	0	1
4-10-1919	A	L	0	9
4-23-1919	H	L	6	7
4-24-1919	H	T ⁽¹¹⁾	2	2
4-2-1920	H	L	2	6
4-3-1920	H	L	0	3
5-14-1920	A	L	1	5
5-15-1920	A	L	0	8
3-25-1921	H	L ⁽¹⁰⁾	1	2
3-26-1921	H	L	2	10
4-6-1922	A	L	1	2
4-7-1922	A	L	1	2
4-6-1923	H	L	2	6
4-7-1923	H	W	2	1
3-28-1924	H	L	5	19
3-29-1924	H	L	4	11
3-30-1925	A	L	1	7
3-31-1925	A	L	0	6
3-28-1927	H	L	7	10
3-29-1927	H	L	8	10
4-22-1927	A	L	4	8
4-23-1927	A	L	0	9
3-22-1929	A	L	3	5
3-23-1929	A	L	2	4
4-5-1929	H	L	3	4
4-6-1929	H	W	9	7
3-24-1932	H	L	3	4
3-25-1932	H	L	8	11
3-24-1933	H	L	11	14
5-7-1934	N2	W	5	2
5-8-1934	N2	L	3	4
4-12-1935	A	L	0	2
4-13-1935	A	W	4	3
4-19-1935	H	W	7	2
4-20-1935	H	W	6	4
4-3-1936	H	L ⁽⁷⁾	0	6
4-4-1936	H	L	3	8
5-8-1936	A	L	2	6
5-9-1936	A	W	5	4

4-2-1937	H	L	1	13
4-3-1937	H	W	3	2
5-3-1937	A	W	11	9
5-4-1937	A	W	6	1
4-14-1938	A	L	11	14
4-19-1938	H	L	5	7
4-3-1939	A	L	0	6
4-4-1939	A	L	4	27
4-10-1939	H	L	7	11
4-8-1941	H	L	7	12
4-15-1941	A	L	2	3
5-6-1941	N3	W	8	6
4-7-1942	A	L	6	13
4-14-1942	H	W ⁽¹²⁾	9	8
4-20-1943	A	W	8	1
5-1-1943	H	W	20	8
4-5-1946	H	W	23	0
4-6-1946	H	L	9	16
4-12-1946	N4	L ⁽¹¹⁾	8	9
4-13-1946	A	W	10	6
4-17-1947	H	W	7	2
4-21-1947	A	L	7	8
4-12-1948	A	L	2	5
4-4-1949	H	L	6	12
4-12-1950	A	L	5	8
4-17-1950	H	W	7	3
3-30-1959	A	W	8	2
4-28-1959	H	W	2	1
4-2-1960	H	W	11	10
4-25-1960	A	L	1	4
4-4-1961	A	W	5	3
3-20-1962	A	L	2	10
4-3-1962	H	W	6	3
4-8-1963	H	L	6	11
4-10-1963	A	L	2	5
4-9-1964	A	W	11	9
4-11-1964	H	L	8	10
3-20-1965	A	L	0	2
4-12-1965	H	L	4	8
4-19-1966	A	W	17	9
5-12-1966	H	T ⁽⁸⁾	3	3
4-10-1967	H	L	1	4
5-3-1967	A	W	2	1
4-2-1968	H	W ⁽¹¹⁾	3	2
5-6-1968	A	W ⁽¹⁰⁾	3	2
3-30-1969	H	W	10	1
4-9-1969	A	W	16	11
4-15-1970	H	W	4	1
5-6-1970	A	L ⁽¹²⁾	10	11
4-7-1971	A	W	8	4
4-14-1971	H	W	10	3
4-12-1972	A	W	12	4
4-18-1972	A	W	12	3
5-2-1972	H	W	4	0
4-5-1973	H	W	12	3
4-11-1973	A	W	6	5
4-23-1973	H	L	5	7
4-2-1974	H	W	3	0
4-10-1974	A	L	4	5
4-16-1974	H	W	6	3
3-23-1975	A	W	11	1
4-15-1975	H	W	10	1
3-8-1976	A	L	3	4
4-6-1976	H	W	5	2
4-14-1976	A	W	10	3
3-3-1977	A	W	2	1
4-6-1977	H	W	2	0
4-5-1978 ⁽¹⁾	A	W ⁽⁷⁾	11	6
4-5-1978 ⁽²⁾	A	L ⁽⁷⁾	5	6
2-28-1979	H	W	12	2
4-16-1979	A	L	14	15
2-27-1980	H	W	22	7
3-1-1980	A	W	8	5
3-5-1981	A	W	19	16
3-31-1981	H	L	2	3
4-8-1981	A	L	20	22
3-2-1982	H	L	3	7
4-6-1982	A	L	10	11
4-13-1982	H	L	5	8
4-6-1983	A	W	13	7
4-12-1983	A	L	5	11
4-27-1983	H	W	6	3
3-11-1984	H	L	6	9
4-24-1984	A	L	11	14
4-25-1984	H	W	5	2
3-26-1985	A	L	11	14
4-24-1985	A	L	4	11
4-30-1985	H	L	3	4
4-2-1986	H	W	5	4

GAME RESULTS VS. 2019 OPPONENTS

GEORGIA TECH

Overall:.....	114-109-3				
at Clemson:.....	51-26-1				
at Doug Kingsmore Stadium:..	41-19				
at Georgia Tech:	44-74-2				
at Neutral:.....	19-9				
ACC Regular-Season Games:..	58-48				
ACC Tournament Games:	16-11				
NCAA Tournament Games:.....	3-0				
One-Run Games:	24-22				
Extra-Inning Games:	13-9-1				
Under Monte Lee :.....	6-3				
Longest CU Win Streak:.....	8 ⁽¹⁹⁷⁴⁻⁷⁸⁾				
Longest GAT Win Streak: ...	16 ⁽¹⁹¹²⁻²⁶⁾				
Biggest CU Win:	24-4 ⁽¹⁹⁹⁹⁾				
Biggest GAT Win:	22-4 ⁽²⁰⁰⁶⁾				
Date	Site	W-L	CU	Op	
4-12-1902	A	L	4	12	
4-11-1903	A	W	5	1	
4-22-1904	A	W	6	1	
5-14-1904	H	W	11	1	
4-22-1905 ⁽¹⁾	A	L	4	5	
4-22-1905 ⁽²⁾	A	W	5	3	
3-24-1906	A	L	1	3	
4-30-1906	H	L	0	6	
4-5-1907	A	L	2	4	
4-6-1907	A	T ⁽¹¹⁾	2	2	
4-3-1908	A	L	2	4	
4-4-1908	A	L ⁽¹¹⁾	4	5	
5-13-1910	A	L	0	5	
5-14-1910 ⁽¹⁾	A	L ⁽⁷⁾	0	4	
5-14-1910 ⁽²⁾	A	L ⁽⁷⁾	3	11	
4-12-1912	A	W	6	4	
4-13-1912	A	L	2	4	
3-28-1913	A	L	0	3	
3-29-1913	A	L	1	3	
4-25-1917	H	L	2	3	
4-26-1917	H	L	1	5	
4-5-1919 ⁽¹⁾	A	L	0	5	
4-5-1919 ⁽²⁾	A	L ⁽⁷⁾	3	9	
4-23-1920	A	L	1	2	
4-24-1920	A	L ⁽¹⁰⁾	4	5	
4-1-1921	A	L	0	7	
4-2-1921	A	L	0	10	
3-24-1922	A	L	4	9	
3-25-1922	A	L	2	6	
3-20-1925	A	L	0	4	
3-21-1925	A	L	0	6	
3-19-1926	A	L	2	5	
3-20-1926	A	W ⁽¹⁰⁾	6	5	
3-18-1927	A	L	5	11	
3-19-1927	A	L	1	10	
3-23-1928	A	L	4	14	
3-24-1928	A	L	5	7	
4-12-1929	A	L	2	5	
4-13-1929	A	W	7	4	
3-28-1930	A	L	9	10	
3-29-1930	A	L	1	4	
4-5-1935	H	W	4	0	
4-26-1935	A	W	10	2	
4-27-1935 ⁽¹⁾	A	L	0	6	
4-27-1935 ⁽²⁾	A	L ⁽⁷⁾	1	2	
4-24-1943	A	W	5	4	
5-7-1943	H	L	6	14	
5-8-1943	H	W ⁽¹⁰⁾	11	10	
4-15-1955	A	L	4	6	
4-16-1955	A	W	8	4	
4-18-1956	H	L	6	21	
4-25-1956	A	L	1	2	
5-6-1957	A	W	5	0	
5-7-1957	H	W ⁽¹⁰⁾	7	6	
4-8-1958	A	L	1	8	
6-4-1959	\$	N1	W	9	6
3-31-1960	H	W	10	0	
5-2-1961	A	W	15	5	
4-21-1962 ⁽¹⁾	A	W	9	6	
4-21-1962 ⁽²⁾	A	W ⁽⁷⁾	18	4	
3-27-1963	A	W	6	4	
4-3-1963	H	L	8	10	
4-14-1964	H	W	22	4	
5-14-1964	A	L	3	4	
4-3-1965⁽¹⁾	H	W ⁽⁷⁾	4	2	
4-3-1965⁽²⁾	H	T ⁽⁷⁾	6	6	
5-11-1965	A	T	4	4	
4-18-1966	H	W	14	9	
5-20-1966	A	L	1	4	
4-4-1967	H	W	10	1	
5-6-1967	A	W	3	0	
4-15-1968	H	W	6	3	

5-4-1968	A	L	0	7	
4-21-1969	H	L	3	4	
4-7-1970	H	W	17	6	
5-7-1970	A	L	1	7	
4-13-1971	A	L	4	8	
4-21-1971	H	L	1	4	
4-9-1972	H	W ⁽¹¹⁾	1	0	
4-3-1974	A	L	7	11	
4-9-1974	H	W	12	3	
4-17-1974	H	W	10	8	
4-8-1975	A	W	10	3	
4-22-1975	A	W	18	3	
4-5-1976	A	W	12	3	
4-12-1976	A	W ⁽¹¹⁾	12	10	
4-8-1977	H	W	8	7	
4-7-1978	A	W	13	9	
4-13-1978	H	L	1	2	
4-11-1979	A	W	14	6	
4-18-1979	H	W	20	2	
4-3-1980	*	H	W	18	1
4-9-1980	*	A	L	10	12
4-1-1981	*	H	W	6	4
4-7-1981	*	A	W	10	5
4-22-1981	+ N2	W ⁽¹⁰⁾	7	6	
3-31-1982	*	H	W	17	4
4-7-1982	*	A	W	10	2
4-22-1982	+ N2	W	16	2	
4-7-1983	* A	L ⁽¹⁰⁾	6	7	
4-17-1983	*	H	W	19	6
3-28-1984	*	H	W	5	1
4-11-1984	* A	W	7	2	
4-3-1985	*	H	W	4	2
4-10-1985	* A	L	8	9	
4-19-1985	+ A	L	9	12	
4-20-1985	+ A	L	5	7	
4-22-1986	* A	W	6	3	
5-7-1986	*	H	L	0	7
5-15-1986	+ N3	L	5	16	
4-8-1987	* A	L	2	4	
4-15-1987	*	H	L	6	7
4-22-1987	* A	L	2	12	
5-16-1987	+ N4	L	1	7	
4-6-1988	*	H	W	7	3
4-13-1988	* A	W	4	2	
4-21-1988	*	H	W	7	4
4-12-1989	* A	W	7	5	
4-19-1989	*	H	W	16	5
4-26-1989	* A	L	4	11	
5-14-1989	+ N4	W	9	3	
4-27-1990	* A	W	14	12	
4-28-1990	*	H	L	3	8
4-29-1990	* A	W	17	10	
4-26-1991	*	H	W ⁽¹⁰⁾	9	8
4-27-1991	* A	W	8	0	
4-28-1991	*	H	L	6	11
5-13-1991	+ N4	W	6	5	
5-14-1991	+ N4	W	24	8	
4-24-1992	* A	L	2	6	
4-25-1992	* A	L ⁽¹⁰⁾	6	7	
4-26-1992	* A	W	5	4	
5-12-1992	+ N4	W	5	4	
4-23-1993	*	H	L	0	11
4-24-1993	*	H	L	5	10
4-25-1993	*	H	L	0	6
5-17-1993	+ N4	W	9	8	
5-13-1994	* A	W ⁽¹⁰⁾	9	8	
5-14-1994	* A	L	4	20	
5-15-1994	* A	W	7	4	
5-20-1994	+ N4	W	9	6	
4-28-1995	*	H	W	8	5
4-29-1995	*	H	W	6	1
4-30-1995	*	H	W	6	5
5-10-1996	* A	W ⁽¹⁰⁾	9	8	
5-11-1996	* A	L	0	4	
5-12-1996	* A	W	9	2	
5-16-1996	+ N2	W	6	1	
4-25-1997	*	H	W	7	4
4-26-1997	*	H	L	4	19
5-15-1997	+ N5	W	7	4	
5-3-1998	* A	L	6	7	
5-4-1998	* A	L	7	9	
5-5-1998	* A	L	5	14	
5-14-1998	+ N3	L	6	10	
4-23-1999	*	H	W	24	4
4-24-1999	*	H	W	13	8
4-25-1999	*	H	W	6	5
4-28-2000	* A	L	4	7	
4-29-2000	* A	L	7	9	
4-30-2000	* A	W	13	12	

5-19-2000	+	N6	L	8	9
5-20-2000	+	N6	L	4	8
4-20-2001	*	H	W	3	0
4-21-2001	*	H	W	5	1
4-22-2001	*	H	L	3	5
5-4-2002	*	A	W	12	9
5-5-2002	*	A	L	6	15
5-6-2002	*	A	L	0	11
5-22-2002	+	N5	W	10	0
6-16-2002	!	N7	W	9	7
4-25-2003	*	H	W ⁽¹⁰⁾	9	7
4-26-2003	*	H	W	10	5
4-27-2003	*	H	W	11	3
5-14-2004	*	A	L	3	8
5-15-2004	*	A	L	3	11
5-16-2004	*	A	L	4	8
5-27-2004	+	N8	L ⁽¹³⁾	7	11
4-29-2005	*	H	L	14	18
4-30-2005	*	H	W	6	5
5-1-2005	*	H	L	4	6
4-14-2006	*	A	W	7	6
4-15-2006	*	A	L	3	12
4-16-2006	*	A	L	4	22
5-25-2006	+	N9	W	3	2
5-27-2006 ⁽¹⁾	+	N9	L ⁽¹⁰⁾	7	8
5-27-2006 ⁽²⁾	+	N9	W	16	11
6-16-2006	!	N7	W	8	4
4-27-2007	*	H	W ⁽¹¹⁾	3	2
4-28-2007	*	H	W	10	3
4-29-2007	*	H	L	3	6
5-9-2008	*	A	L	1	5
5-10-2008	*	A	L	1	7
5-11-2008	*	A	W	16	6
5-24-2008	+	N9	W	10	4
4-24-2009	*	H	L	4	5
4-25-2009	*	H	W	8	5
4-26-2009	*	H	W	6	3
4-16-2010	*	A	L ⁽¹⁰⁾	6	8
4-17-2010	*	A	L	3	4
4-18-2010	*	A	L	3	11
5-29-2010	+	N10	W	9	3
4-29-2011	*	H	W	4	2
4-30-2011	*	H	L	1	5
5-1-2011	*	H	W	3	1
5-25-2011	+	N3	W	9	0
4-27-2012	*	A	L ⁽¹³⁾	5	6
4-28-2012	*	A	W	13	7
4-29-2012	*	A	W	11	8
5-26-2012	+	N10	L	1	5
4-26-2013⁽¹⁾	*	H	W	11	3
4-26-2013⁽²⁾	*	H	W ⁽¹¹⁾	4	3
4-27-2013	*	H	L	9	14
5-23-2014	+	N10	L	0	3
4-24-2015	*	A	L	2	4
4-25-2015	*	A	W	11	3
4-26-2015	*	A	L ⁽¹⁰⁾	4	5
4-22-2016	*	H	W ⁽¹⁰⁾	8	7
4-23-2016	*	H	L	1	16
4-24-2016	*	H	L	5	7
3-31-2017	*	A	W	11	6
4-1-2017	*	A	L	1	5
4-2-2017	*	A	W	13	6
3-9-2018	*	H	W	3	2
3-10-2018⁽¹⁾	*	H	W	7	3
3-10-2018⁽²⁾	*	H	W	13	2

* - ACC regular-season game; + - ACC Tournament; \$ - NCAA District III Playoffs, Regional; ! - College World Series; N1 - Gastonia, N.C.; N2 - Chapel Hill, N.C.; N3 - Durham, N.C.; N4 - Greenville, S.C.; N5 - St. Petersburg, Fla.; N6 - Fort Mill, S.C.; N7 - Omaha, Neb.; N8 - Salem, Va.; N9 - Jacksonville, Fla.; N10 - Greensboro, N.C.

GAME RESULTS VS. 2019 OPPONENTS

4-23-1994	*	A	L	0	5
4-24-1994	*	A	W	3	2
3-31-1995	*	H	W	3	2
4-1-1995	*	H	W	20	1
4-2-1995	*	H	L	8	11
5-18-1995	+	N7	W	6	4
4-12-1996	*	A	W	11	1
4-13-1996	*	A	W	7	5
4-14-1996	*	A	W	7	2
5-4-1997	*	H	W	17	2
5-5-1997	*	H	W	11	10
5-6-1997	*	H	W	5	4
5-9-1998 ⁽¹⁾	*	A	L	9	12
5-9-1998 ⁽²⁾	*	A	W	8	1
5-10-1998	*	A	W	7	6
5-13-1998	+	N4	L	1	4
5-9-1999	*	H	W	20	7
5-10-1999	*	H	W	5	4
5-11-1999	*	H	L	5	7
3-31-2000	*	A	L	0	6
4-1-2000	*	A	W	10	2
4-2-2000	*	A	L	2	5
4-27-2001	*	H	W	6	3
4-28-2001	*	H	W	10	9
4-29-2001	*	H	L	0	4
5-17-2001	+	N8	W	7	6
4-12-2002	*	A	W	10	11
4-13-2002	*	A	W	4	2
4-14-2002	*	A	L	5	12
5-10-2003	*	H	L	4	9
5-11-2003	*	H	W	5	4
5-12-2003	*	H	W	5	2
5-22-2003	+	N9	L	2	10
4-16-2004	*	A	W	2	1
4-17-2004	*	A	L	0	4
4-18-2004	*	A	W	10	4
5-26-2004	+	N9	W	7	6
5-28-2004	+	N9	L	5	6
3-18-2005	*	H	L	1	2
3-19-2005	*	H	W	9	1
3-20-2005	*	H	W	7	3
6-18-2006	!	N10	L	0	2
4-11-2008	*	H	L	2	8
4-12-2008	*	H	L	3	4
4-13-2008	*	H	L	4	8
3-6-2009	*	A	W	10	5
3-7-2009	*	A	L	2	5
3-8-2009	*	A	L	8	9
5-23-2009	+	N4	W	11	4
4-23-2010	*	H	L	3	5
4-24-2010	*	H	W	10	6
4-25-2010	*	H	L	3	4
4-1-2011	*	A	L	3	13
4-2-2011	*	A	L	5	9
4-3-2011	*	A	L	4	5
3-9-2012	*	H	L	3	4
3-10-2012	*	H	L	3	6
3-11-2012	*	H	L	11	5
3-30-2013	*	A	L	3	10
3-31-2013	*	A	L	2	6
4-1-2013	*	A	W	11	5
5-24-2013	+	N4	L	14	7
4-3-2015	*	H	W	5	2
4-4-2015	*	H	W	11	5
4-5-2015	*	H	L	7	8
5-22-2015	+	N4	L	3	6
4-28-2017	*	A	L	1	5
4-29-2017	*	A	L	4	5
4-30-2017	*	A	L	10	2

* - ACC regular-season game; ^ - ACC Playoffs; % - not counted in ACC standings; + - ACC Tournament; ! - College World Series; N1 - Charlotte, N.C.; N2 - Gastonia, N.C.; N3 - Belmont, N.C.; N4 - Durham, N.C.; N5 - Raleigh, N.C.; N6 - Atlanta, Ga.; N7 - Greenville, S.C.; N8 - Fort Mill, S.C.; N9 - Salem, Va.; N10 - Omaha, Neb.

NORTH CAROLINA STATE

Overall:.....117-85-1
 at Clemson:.....59-30-1
 at Doug Kingsmore Stadium:.....46-22
 at NC State:.....44-42
 at Neutral:.....14-13
 ACC Regular-Season Games:.....94-69
 ACC Tournament Games:.....18-12
 One-Run Games:.....25-24
 Extra-Inning Games:.....7-4-1
 Under **Monte Lee**:.....3-6
 Longest CU Win Streak:.....10⁽¹⁹⁷⁶⁻⁷⁹⁾
 Longest NCS Win Streak:.....5^(1959-61,85-87)
 Biggest CU Win:.....41-9⁽¹⁹⁷⁹⁾
 Biggest NCS Win:.....20-5⁽¹⁹⁹³⁾

Date	Site	W-L	CU	Op
5-4-1921	H	W ⁽¹²⁾	1	0
4-21-1926	H	W	11	5
5-9-1927	H	W	7	0
4-7-1934	H	T ⁽¹¹⁾	7	7
3-30-1935	A	L	1	5
5-1-1936	H	L	5	12
3-25-1947	H	W	10	9
5-16-1949	N1	L	1	6
4-28-1951	A	L	5	7
4-4-1953	A	W	8	4
4-2-1954	* H	W	5	1
4-3-1954	* H	W	8	4
4-2-1955	* H	L ⁽⁷⁾	2	3
4-26-1955	* A	W	12	10
4-13-1956	* H	L	7	10
5-8-1956	* A	L	1	5
4-12-1957	* H	L	5	6
4-22-1957	* A	L	2	8
4-16-1958	* A	W	6	5
5-3-1958	* A	W	15	11
4-7-1959	* H	L	7	8
5-2-1959	* A	L	2	9
4-16-1960	* A	L	0	5
5-10-1960	* H	L ⁽¹⁰⁾	7	8
4-29-1961 ⁽¹⁾	* A	L ⁽⁷⁾	1	2
4-29-1961 ⁽²⁾	* A	W	11	6
4-28-1962	* A	W	9	2
5-12-1962	* H	L	0	1
4-19-1963	* H	W	14	7
5-10-1963	* A	W	12	11
4-17-1964	* A	L	2	3
5-8-1964	* H	W	9	4
4-10-1965	* H	L	5	8
5-1-1965	* A	W	6	4
4-16-1966	* A	L	6	7
5-16-1966	* H	W	8	7
4-8-1967	* H	W	9	6
5-9-1967	* A	W	8	5
4-12-1968	* H	W	14	7
5-3-1968 ⁽¹⁾	* A	L ⁽⁷⁾	2	4
5-3-1968 ⁽²⁾	* A	L ⁽⁷⁾	1	6
4-4-1969 ⁽¹⁾	* H	W ⁽⁷⁾	5	3
4-4-1969 ⁽²⁾	* H	W ⁽⁷⁾	3	0
5-12-1969	* A	L	1	7
4-10-1970	* H	W	2	0
5-12-1970 ⁽¹⁾	* A	W ⁽⁷⁾	7	2
5-12-1970 ⁽²⁾	* A	L ⁽⁷⁾	2	3
3-28-1971	* N2	L	0	3
4-11-1971	* A	W	4	0
4-2-1972	* A	W	7	2
4-15-1972 ⁽¹⁾	* H	W ⁽⁷⁾	7	0
4-15-1972 ⁽²⁾	* H	L ⁽⁷⁾	2	3
4-13-1973 ⁽¹⁾	* A	W ⁽⁷⁾	8	1
4-13-1973 ⁽²⁾	* A	L ⁽⁷⁾	1	7
4-22-1973 ⁽¹⁾	+	N3	L ⁽¹⁰⁾	4
4-22-1973 ⁽²⁾	+	N3	L	2
4-7-1974	* A	W	2	1
4-21-1974	* H	W	5	0
4-28-1974 ⁽¹⁾	+	A	W	12
4-28-1974 ⁽²⁾	+	A	L	6
4-5-1975	* H	W	6	5
4-6-1975	* H	L	1	3
4-27-1975	+	N3	L	2
4-3-1976	* A	W	7	4
4-4-1976	* A	W	8	0
4-2-1977	* H	W	7	3
4-22-1977	+	H	W	10
4-24-1977	+	H	W	14
3-19-1978	* A	W	4	0
4-18-1978	* A	W ⁽⁸⁾	2	1
4-22-1978	+	H	W	12
3-31-1979	* H	W	8	1
4-7-1979	* A	W	41	9

4-6-1980	*	H	L	3	6
4-25-1980	+	A	W	5	4
4-11-1981 ⁽¹⁾	*	H	W ⁽⁷⁾	6	1
4-11-1981 ⁽²⁾	*	H	W ⁽⁷⁾	2	0
3-17-1982	*	A	W	9	6
4-4-1982	*	H	L	13	16
4-3-1983	*	A	L	4	6
4-10-1983	*	H	L	4	8
4-21-1983	+	N3	W	8	1
3-31-1984	*	H	L	2	5
4-7-1984	*	A	W	15	7
4-6-1985	*	H	W	7	1
4-14-1985	*	A	L	4	9
4-12-1986	*	A	L	8	12
4-20-1986	*	H	L	2	6
5-17-1986	+	N4	L	4	6
4-4-1987 ⁽¹⁾	*	H	L ⁽⁷⁾	6	7
4-4-1987 ⁽²⁾	*	H	W ⁽⁷⁾	15	5
4-25-1987	*	N3	W	9	8
5-15-1987	+	N5	W	8	0
5-16-1987	+	N5	L	7	11
4-3-1988	*	H	W	9	8
5-6-1988	*	A	L	3	6
5-7-1988	*	A	L	8	9
3-24-1989	*	A	W	6	4
5-6-1989	*	H	W	11	3
5-7-1989	*	H	W	13	6
5-16-1989	+	N5	W	9	2
4-13-1990	*	H	W	6	3
4-14-1990	*	H	W	20	4
4-15-1990	*	H	W	6	5
5-15-1990	+	N5	L	5	6
4-12-1991	*	A	W	14	3
4-13-1991	*	A	L	7	8
4-14-1991	*	A	W	16	6
4-10-1992	*	H	W	6	2
4-11-1992	*	H	L	3	6
4-12-1992	*	H	W	3	2
5-12-1992	+	N5	L	1	11
5-13-1992	+	N5	L	3	7
4-9-1993	*	A	W	4	1
4-10-1993	*	A	L	5	20
4-11-1993	*	A	L	12	13
5-19-1993	+	N5	W	11	7
4-8-1994	*	H	W ⁽¹⁰⁾	10	8
4-9-1994	*	H	W	9	5
4-10-1994	*	H	W ⁽¹⁰⁾	6	5
5-19-1994	+	N5	W	17	5
4-14-1995	*	A	W ⁽¹⁰⁾	17	15
4-15-1995	*	A	W	13	1
4-16-1995	*	A	W	13	4
5-20-1995	+	N5	W	16	7
4-25-1996	*	H	L	6	18
4-26-1996	*	H	W	14	0
4-27-1996	*	H	L ⁽¹⁰⁾	1	4
4-18-1997	*	A	L	9	16
4-19-1997	*	A	L	4	17
4-20-1997	*	A	L	7	9
5-17-1997	+	N6	W ⁽¹⁰⁾	11	6
4-17-1998	*	H	W ⁽¹²⁾	11	10
4-18-1998	*	H	W	17	6
5-14-1999	*	A	L	9	19
5-15-1999	*	A	L	4	7
5-16-1999	*	A	W	7	4
5-19-1999	+	N4	W	7	6
4-7-2000	*	H	L	1	5
4-8-2000	*	H	W	9	0
4-9-2000	*	H	W	8	4
5-5-2001 ⁽¹⁾	*	A	W	7	6
5-5-2001 ⁽²⁾	*	A	L	3	4
5-6-2001	*	A	W	10	2
4-5-2002	*	H	W	6	4
4-6-2002	*	H	L	0	3
4-7-2002	*	H	W	10	2
5-24-2002	+	N6	W	5	3
3-28-2003	*	A7	L ⁽¹¹⁾	2	3
3-29-2003 ⁽¹⁾	*	A7	L	2	12
3-29-2003 ⁽²⁾	*	A7	W	12	10
4-23-2004	*	H	W	2	1
4-24-2004	*	H	W	4	3
4-25-2004	*	H	W	9	6
5-28-2004	+	N8	W	12	1
4-22-2005	*	A	L	3	8
4-23-2005	*	A	W	16	9
4-24-2005	*	A	L	8	9
5-27-2005	+	N9	W	5	4
3-24-2006	*	H	W	9	5
3-25-2006	*	H	W	4	2
3-26-2006	*	H	W	6	2

5-28-2006	+	N9	W	8	4
5-17-2007	*	A	L	4	11
5-18-2007	*	A	L	5	6
5-19-2007	*	A	W	6	3
3-21-2008	*	H	L	4	5
3-22-2008	*	H	W	3	2
3-23-2008	*	H	W	2	0
5-22-2008	+	N9	L ⁽⁷⁾	0	10
5-14-2009	*	A	W	13	8
5-15-2009	*	A	W	11	5
5-16-2009	*	A	W	5	4
3-13-2010 ⁽¹⁾	*	H	W	12	7
3-13-2010 ⁽²⁾	*	H	W	12	6
3-14-2010	*	H	W	7	6
5-26-2010	+	N10	L	8	13
3-25-2011	*	A	L	0	6
3-26-2011	*	A	L	3	5
3-27-2011	*	A	W	7	3
5-28-2011	+	N4	W	6	3
4-13-2012	*	H	W ⁽¹²⁾	7	6
4-14-2012	*	H	L	1	3
4-15-2012	*	H	L	3	6
3-8-2013	*	A	W	10	5
3-9-2013	*	A	W	7	4
3-10-2013	*	A	L	1	4
5-22-2013	+	N4	L	3	6
4-5-2014	*	H	W	6	1
4-6-2014	*	H	L	4	9
4-7-2014	*	H	L	1	7
3-6-2015	*	A	W	6	4
3-7-2015	*	A	L	3	8
3-8-2015	*	A	L	6	14
5-6-2016	*	H	W	10	5
5-7-2016	*	H	L	9	20
5-8-2016	*	H	W	2	1
5-18-2017	*	A	L	2	3
5-19-2017	*	A	L	10	12
5-20-2017	*	A	W	15	6
3-16-2018	*	H	L	0	4
3-17-2018	*	H	L	1	6
3-18-2018	*	H	L	4	5

GAME RESULTS VS. 2019 OPPONENTS

4-16-1932	A	W	10	4
4-26-1932 ⁽¹⁾	H	W	13	9
4-26-1932 ⁽²⁾	H	L ⁽⁷⁾	2	5
5-12-1932	H	W	10	9
5-13-1932	H	W	6	5
3-30-1933	A	L	4	5
3-31-1933	A	L	0	6
4-17-1933	H	L	3	4
4-12-1934	H	L	1	8
5-2-1934	A	L	4	6
4-16-1935	H	W	5	4
5-9-1935	A	L	0	2
4-24-1936	A	W	7	1
5-5-1936	H	L	5	6
4-27-1937	A	L	3	4
5-8-1937	H	L	4	5
5-3-1938	H	L	3	12
5-10-1938	A	L	0	3
4-27-1939	H	W	9	7
5-1-1939	A	W ⁽¹⁰⁾	7	5
4-11-1940	A	W	7	6
4-26-1940	H	W	7	1
4-25-1941	H	W	3	1
5-8-1941	A	L	3	5
4-24-1942	H	W	6	5
5-8-1942	A	W	9	5
4-27-1945	H	W	6	4
5-4-1945	A	L	7	11
5-5-1945	A	L	0	4
4-3-1946	A	L	1	2
5-18-1946	H	W	12	2
4-11-1947	A	W	4	1
4-12-1947	A	W	17	8
5-23-1947	H	W	17	3
5-24-1947	H	W	10	8
4-16-1948	H	L	4	7
4-17-1948	H	W	11	2
5-21-1948	A	W	7	2
5-22-1948	A	W	6	5
5-6-1949	H	W ⁽¹¹⁾	6	5
5-20-1949	A	L	2	4
5-21-1949	A	L	6	7
5-5-1950	A	W	14	5
5-6-1950	A	L	2	10
5-15-1950	H	W ⁽¹¹⁾	8	7
5-16-1950	H	W	18	9
4-9-1951	H	W	8	6
4-10-1951	H	W	11	1
5-11-1951	N3	W	12	4
5-12-1951	A	W ⁽⁷⁾	16	5
4-4-1952	N3	W	5	2
4-5-1952	A	L	4	6
5-9-1952	H	W	3	1
4-13-1953	H	W	13	4
4-14-1953	H	L	7	9
5-8-1953	A	W	2	0
5-9-1953	A	L	4	13
4-13-1954	* A	W	10	1
5-4-1954	* H	W	2	0
4-30-1955	* H	L	3	4
5-11-1955	* A	L	2	9
4-27-1956	* A	W	5	1
5-11-1956	* H	L	3	12
4-27-1957	* A	L	3	4
5-14-1957	* H	W	10	6
4-21-1958	* H	W	5	3
5-9-1958	* A	W	9	2
4-3-1959	* A	W	11	0
5-12-1959	* H	W	10	1
4-23-1960	* H	W	12	10
5-5-1960	* A	L	1	2
4-18-1961	* H	W	21	5
4-25-1961	* A	W	3	1
4-24-1962	* A	W	5	4
5-8-1962	* H	W	27	17
4-23-1963	* H	W	9	2
5-14-1963	* A	W	5	1
4-28-1964	* A	W	4	2
5-12-1964	* H	W	5	3
5-4-1965	* H	W	18	1
5-13-1965	* A	W	9	3
4-26-1966	* H	W	11	6
5-19-1966	* A	W	8	2
4-11-1967	* A	L	1	4
4-18-1967	* H	W	8	1
4-16-1968	* H	W	6	5
5-7-1968 ⁽¹⁾	* A	W ⁽⁷⁾	1	0
5-7-1968 ⁽²⁾	* A	L ⁽⁷⁾	3	4
4-16-1969	* A	T ⁽¹³⁾	4	4

5-6-1969 ⁽¹⁾	*	H	L ⁽⁷⁾	1	2
5-6-1969 ⁽²⁾	*	H	W ⁽⁷⁾	7	3
4-14-1970 ⁽¹⁾	*	A	L ⁽⁷⁾	1	2
4-14-1970 ⁽²⁾	*	A	W ⁽⁷⁾	2	1
5-5-1970	*	H	W	4	0
4-25-1971	*	H	W	8	2
5-4-1971	*	A	W	8	4
4-4-1972		H	W	8	0
4-5-1972		A	L	1	2
4-21-1972		N4	W	5	2
4-4-1973		A	W	4	2
4-10-1973		H	L	1	3
4-28-1973		N5	W	9	5
3-28-1974		H	L	0	3
4-16-1975		A	L	2	6
4-2-1976		A	W	10	6
4-13-1976		H	L	3	4
5-22-1976	\$	A	W	10	4
3-28-1977		H	L	1	2
4-12-1977 ⁽¹⁾		A	L ⁽⁷⁾	6	7
4-12-1977 ⁽²⁾		A	L ⁽⁷⁾	2	7
4-1-1978		A	W	10	2
4-2-1978		A	L	6	10
4-30-1978		H	W	11	4
3-24-1979		A	W	3	1
3-25-1979		A	L	6	7
4-14-1979		H	W	1	0
4-15-1979		H	W	6	3
4-15-1980		H	W	9	3
4-16-1980		H	W	4	3
5-10-1980		A	L	1	6
5-11-1980		A	L	1	4
5-24-1980	\$	H	W	6	2
5-25-1980	\$	H	W	17	12
4-3-1981		A	L	2	6
4-4-1981		A	L	7	12
4-13-1981		H	W ⁽¹¹⁾	5	4
4-14-1981		H	L	2	12
4-11-1982		H	W	4	1
4-12-1982		H	L	4	5
5-16-1982		A	L	5	11
5-17-1982		A	L	1	4
3-4-1983		H	W	8	0
4-26-1983		H	L ⁽¹⁰⁾	3	8
4-30-1983		A	W	8	1
5-1-1983		A	L	3	4
4-26-1985		A	L	2	14
4-27-1985		A	L	6	11
4-28-1985		A	L	5	6
5-14-1985		H	L	6	12
5-15-1985		H	L	6	8
5-16-1985		H	L	3	8
4-25-1986		H	W	16	5
4-26-1986		H	W	9	5
4-27-1986		H	L ⁽¹²⁾	4	9
5-3-1986		A	W	14	11
5-4-1986		A	L	0	5
5-5-1986		A	W	7	6
4-20-1987		H	W	5	3
4-21-1987		H	W	7	3
5-2-1987		A	W	5	3
5-3-1987		A	W	8	7
4-22-1988		H	W	7	6
4-23-1988		H	L	7	11
4-24-1988		H	W	8	5
4-30-1988		A	W	5	2
5-1-1988		A	L	6	7
3-31-1989		H	W	7	1
4-1-1989		H	W	12	6
4-2-1989		H	W	9	6
4-20-1989		A	W	5	3
4-21-1989		A	L	3	8
4-22-1989		A	L	1	7
3-31-1990	N6	W	6	0	
4-1-1990		H	W ⁽¹¹⁾	6	5
4-2-1990		H	W	9	0
4-12-1990		A	L	2	21
5-6-1990 ⁽¹⁾		A	L	4	5
5-6-1990 ⁽²⁾		A	L ⁽⁷⁾	3	7
3-22-1991		A	L	4	12
3-23-1991		A	L	10	11
3-24-1991		A	W	5	3
3-28-1991		H	W ⁽⁷⁾	7	5
4-4-1991		H	W	10	1
4-25-1991		H	W	7	6
3-26-1992		A	L	6	8
4-8-1992		H	W	5	3
4-21-1992		H	W	10	9
4-6-1993		H	W	17	3

4-7-1993	A	W	9	8	
4-21-1993	H	W ⁽¹¹⁾	8	7	
5-12-1993	A	L	5	8	
3-16-1994	H	L	4	7	
4-6-1994	A	W	7	2	
4-13-1994	A	L ⁽¹⁷⁾	4	5	
4-20-1994	H	L	3	4	
3-28-1995	A	L	2	4	
4-4-1995	H	W	7	2	
4-12-1995	H	W	11	1	
4-26-1995	A	W	18	6	
4-3-1996	A	W	4	2	
4-10-1996	H	W	11	0	
4-17-1996	H	W	8	0	
4-23-1996	A	W	7	5	
4-2-1997	H	L	3	1	
4-9-1997	A	W	15	1	
4-16-1997	H	W	12	9	
4-23-1997	A	L	16	38	
4-1-1998	A	W	6	4	
4-14-1999	A	W	8	7	
4-21-1999	H	W	5	4	
4-12-2000	H	L	3	6	
4-19-2000	A	L ⁽¹²⁾	8	9	
3-3-2001	H	L	8	21	
3-4-2001	A	W	7	4	
4-18-2001	A	L	3	9	
4-25-2001	H	L	1	2	
3-2-2002	A	W	9	7	
3-3-2002	H	W ⁽¹⁰⁾	11	10	
4-17-2002	H	L	6	8	
4-24-2002	A	W	4	1	
6-19-2002	! N7	L	4	12	
6-21-2002	! N7	L	2	10	
3-1-2003	H	W	8	0	
3-2-2003	A	L	4	6	
4-2-2003	A	W	4	2	
4-9-2003	H	W	4	2	
3-6-2004	A	L	2	5	
3-7-2004	H	L ⁽¹⁰⁾	7	8	
4-7-2004	H	W	9	4	
4-14-2004	A	W	13	5	
3-12-2005	H	L	3	6	
3-13-2005	A	L	5	6	
4-13-2005	H	W	12	2	
4-20-2005	A	W	7	5	
3-4-2006	A	L	2	6	
3-5-2006	H	W	6	4	
4-5-2006	A	W	3	2	
4-12-2006	H	W	10	5	
3-3-2007	H	L	0	12	
3-4-2007	A	L	2	3	
4-18-2007	A	L	2	4	
4-25-2007	H	W	14	5	
3-1-2008	A	L	1	10	
3-2-2008	H	L	1	5	
4-9-2008	A	L	1	7	
4-16-2008	H	L	0	6	
2-28-2009	H	L	1	3	
4-7-2009	A	L	6	7	
4-8-2009	H	W	7	5	
4-22-2009	A	W	12	2	
3-5-2010	H	W	4	3	
3-6-2010	N6	L	5	7	
3-7-2010	A	W	19	6	
6-25-2010	! N7	L	1	5	
6-26-2010	! N7	L	3	4	
3-4-2011	A	L	3	6	
3-6-2011	H	W	10	5	
3-8-2011	N6	L	4	5	
3-2-2012	N1	L ⁽¹¹⁾	2	3	
3-3-2012	A	L	6	9	
3-4-2012	H	W	6	5	
6-2-2012	\$	A	L ⁽¹²⁾	4	5
6-3-2012	\$	A	L	3	4
3-1-2013	H	L	0	6	
3-2-2013	N6	W	6	3	
3-3-2013	A	L	0	8	
2-28-2014	A	L	6	9	
3-1-2014	N6	L	2	10	
3-2-2014	H	L	3	5	
2-27-2015	H	W	11	4	
2-28-2015	N6	L	1	4	
3-2-2015	A	W	7	0	
3-4-2016	A	L	1	8	
3-5-2016	N6	W	5	0	
3-6-2016	H	W	4	1	
3-3-2017	H	L	0	2	
3-4-2017	N6	W	8	7	

3-5-2017	A	W ⁽¹¹⁾	5	3
3-2-2018	A	L	2	3
3-3-2018	N6	W	5	1
3-4-2018	H	W	8	7
* - ACC regular-season game; \$ - NCAA Regional; ! - College World Series; N1 - Charleston, S.C.; N2 - Anderson, S.C.; N3 - Orangeburg, S.C.; N4 - Sumter, S.C.; N5 - Spartanburg, S.C.; N6 - Greenville, S.C.; N7 - Omaha, Neb.				

TENNESSEE TECH

Overall:	5-0
at Clemson:	5-0
at Doug Kingsmore Stadium:	5-0
NCAA Tournament Games:	2-0
One-Run Games:	2-0
Extra-Inning Games:	1-0
Longest CU Win Streak:	5 ⁽²⁰⁰³⁻¹²⁾
Biggest CU Win:	10-0 ⁽²⁰⁰⁹⁾
Date	Site	W-L CU Op
3-11-2003	H	W 7 5
3-12-2003	H	W 8 0
5-29-2009	\$	H W 5 4
5-31-2009	\$	H W 10 0
5-8-2012	H	W ⁽¹⁰⁾ 9 8
\$ - NCAA Regional		

VIRGINIA MILITARY

Overall:	1-0
at Virginia Military:	1-0
Longest CU Win Streak:	1 ⁽¹⁹¹⁶⁾
Biggest CU Win:	2-0 ⁽¹⁹¹⁶⁾
Date	Site	W-L CU Op
4-29-1916	A	

GAME RESULTS VS. 2019 OPPONENTS

4-25-1964	*	A	L ⁽¹¹⁾	3	4
5-1-1964	*	H	L	0	3
4-24-1965	*	H	W	9	5
5-8-1965	*	A	W	2	0
4-5-1966	*	H	W	7	3
4-23-1966	*	A	L	5	6
4-14-1967	*	A	W	8	2
4-6-1968⁽¹⁾	*	H	W ⁽⁷⁾	11	0
4-6-1968⁽²⁾	*	H	W ⁽⁷⁾	9	0
5-10-1968	*	A	W ⁽¹⁰⁾	2	0
4-8-1969 ⁽¹⁾	*	A	W ⁽⁷⁾	4	3
4-8-1969 ⁽²⁾	*	A	L ⁽⁷⁾	0	11
5-9-1969	*	H	W	7	6
4-4-1970⁽¹⁾	*	H	W ⁽⁷⁾	2	1
4-4-1970⁽²⁾	*	H	W ⁽⁷⁾	5	0
5-15-1970	*	A	W	9	5
4-3-1971	*	H	W	2	1
5-14-1971	*	A	W	9	1
4-8-1972⁽¹⁾	*	H	W ⁽⁷⁾	2	0
4-8-1972⁽²⁾	*	H	W ⁽⁷⁾	4	3
5-5-1972	*	A	L	8	9
3-27-1973	*	A	W	7	0
4-9-1973	*	H	W	5	3
4-20-1973	+	N4	W	10	3
4-6-1974	*	A	W	7	0
4-20-1974	*	H	W	12	3
4-19-1975	*	A	W	7	2
4-20-1975	*	A	W	6	1
4-26-1975	+	N4	W	15	1
3-31-1976 ⁽¹⁾	*	N5	W	7	5
3-31-1976 ⁽²⁾	*	N5	W	4	2
4-23-1976	+	H	W	2	0
3-19-1977	*	A	W	11	6
3-20-1977	*	A	W	13	12
4-23-1977	+	H	L	4	5
4-24-1977	+	H	L	9	22
3-12-1978	*	H	W	8	1
3-13-1978	*	H	W	11	3
4-24-1978	+	H	W	7	2
4-8-1979	*	A	W ⁽¹⁶⁾	8	6
4-9-1979	*	A	W	13	7
3-14-1980	*	H	W ⁽¹⁰⁾	5	4
4-11-1980	*	A	L	4	5
4-22-1980	+	N6	W	4	0
3-20-1981	*	A	L	6	7
4-5-1981	*	H	W ⁽¹¹⁾	6	5
4-24-1981	+	N4	W ⁽¹⁰⁾	6	5
3-14-1982	*	H	W	13	1
3-26-1983	*	H	W	8	4
4-16-1983	*	A	L	2	7
4-6-1984	*	A	W	13	1
4-14-1984	*	H	W	9	3
3-23-1985	*	A	W	10	9
3-24-1985	*	A	W	7	4
3-29-1986	*	H	W	7	1
3-30-1986	*	H	W	22	2
5-14-1986	+	N7	W ⁽¹⁴⁾	6	5
4-10-1987	*	A	W	12	6
4-11-1987	*	A	W	13	11
4-16-1987	*	H	W	13	3
5-13-1987	+	N8	W	11	4
4-10-1988	*	A	W	8	7
4-16-1988	*	H	W	11	7
4-17-1988	*	H	W	8	5
3-19-1989	*	A	W	11	0
3-20-1989	*	A	W	6	2
4-9-1989	*	H	W	6	3
3-9-1990	*	H	W	10	4
3-10-1990	*	H	L	1	3
3-11-1990	*	H	W	11	8
3-9-1991 ⁽¹⁾	*	A	L ⁽⁷⁾	10	11
3-9-1991 ⁽²⁾	*	A	W ⁽⁷⁾	13	7
3-10-1991	*	A	W	11	5
5-12-1991	+	N8	W	7	2
3-7-1992⁽¹⁾	*	H	W ⁽⁷⁾	7	2
3-7-1992⁽²⁾	*	H	W ⁽⁸⁾	2	1
3-8-1992	*	H	W	7	5
3-6-1993 ⁽¹⁾	*	A	L ⁽⁷⁾	1	3
3-6-1993 ⁽²⁾	*	A	W ⁽⁷⁾	4	1
3-7-1993	*	A	W	8	5
3-4-1994	*	H	W	5	4
3-5-1994	*	H	W	5	4
3-6-1994	*	H	W	8	6
3-17-1995	*	A	W	10	7
3-18-1995	*	A	W	4	3
3-19-1995	*	A	W	10	5
4-5-1996	*	H	W	9	1
4-6-1996	*	H	W	6	0
4-7-1996	*	H	L	7	8

3-28-1997	*	A	L	2	11
3-29-1997	*	A	W	10	9
3-30-1997	*	A	W	18	7
5-14-1997	+	N9	W	8	6
3-27-1998	*	H	W	10	2
3-28-1998	*	H	W	6	5
3-29-1998	*	H	L	2	8
3-26-1999	*	A	L	1	5
3-27-1999	*	A	L	6	11
3-28-1999	*	A	L	2	10
5-20-1999	+	N7	L	3	6
5-22-1999	+	N7	L	5	9
4-15-2000⁽¹⁾	*	H	W ⁽¹²⁾	6	5
4-15-2000⁽²⁾	*	H	W	5	4
4-16-2000	*	H	L	4	6
3-23-2001	*	A	W ⁽¹²⁾	4	1
3-24-2001	*	A	L	3	12
3-25-2001	*	A	W	9	1
4-26-2002	*	H	L	2	4
4-27-2002	*	H	W	5	3
4-28-2002	*	H	W	4	0
5-25-2002	+	N9	W	8	6
5-15-2003	*	A	W	6	2
5-16-2003	*	A	W	14	3
5-17-2003	*	A	W	4	3
3-26-2004	*	H	W	13	6
3-27-2004	*	H	W	7	4
3-28-2004	*	H	W	6	5
5-13-2005	*	A	W	4	1
5-14-2005	*	A	W ⁽¹¹⁾	17	14
5-15-2005	*	A	W	6	5
5-18-2006	*	H	W	26	1
5-19-2006	*	H	W	6	0
5-20-2006	*	H	W	7	3
5-24-2006	+	N10	W ⁽⁷⁾	13	1
4-13-2007	*	A	W	6	2
4-14-2007	*	A	L	5	6
4-15-2007	*	A	W	5	4
5-25-2007	+	N10	L	2	3
3-8-2008	*	A	L	11	13
3-9-2008 ⁽¹⁾	*	A	L	3	5
3-9-2008 ⁽²⁾	*	A	W	12	11
3-13-2009⁽¹⁾	*	H	W	4	1
3-13-2009⁽²⁾	*	H	W	6	1
3-15-2009	*	H	W	7	3
5-14-2010	*	A	L	5	9
5-15-2010	*	A	W	17	5
5-16-2010	*	A	L	2	11
4-22-2011	*	H	W	2	0
4-23-2011	*	H	L	3	9
4-24-2011	*	H	W	10	4
5-17-2012	*	A	L	2	5
5-18-2012	*	A	L	1	2
5-19-2012	*	A	L	0	7
4-12-2013	*	H	W	8	2
4-13-2013	*	H	W	1	0
4-14-2013	*	H	W ⁽¹¹⁾	6	4
3-14-2014	*	A	L	3	4
3-15-2014 ⁽¹⁾	*	A	W	16	6
3-15-2014 ⁽²⁾	*	A	W	7	4
3-27-2015	*	H	L	2	8
3-28-2015	*	H	L	3	7
3-29-2015	*	H	W	6	2
3-11-2016	*	A	L	4	6
3-12-2016	*	A	W	6	5
3-13-2016	*	A	W	13	8
5-28-2016	+	N7	W	5	4
4-21-2017	*	H	W	8	7
4-22-2017⁽¹⁾	*	H	W	11	0
4-22-2017⁽²⁾	*	H	L	3	8
4-20-2018	*	A	W	7	5
4-21-2018	*	A	W	4	3
4-22-2018	*	A	W	9	4

* - ACC regular-season game; ^ - ACC Playoffs; % - not counted in ACC standings; + - ACC Tournament; N1 - Greensboro, N.C.; N2 - Thomasville, N.C.; N3 - Belmont, N.C.; N4 - Chapel Hill, N.C.; N5 - Columbia, S.C.; N6 - Raleigh, N.C.; N7 - Durham, N.C.; N8 - Greenville, S.C.; N9 - St. Petersburg, Fla.; N10 - Jacksonville, Fla.

WINTHROP

Overall:.....	22-6				
at Clemson:.....	18-5				
at Doug Kingsmore Stadium:	18-5				
at Winthrop:.....	3-1				
at Neutral:.....	1-0				
NCAA Tournament Games:.....	1-0				
One-Run Games:.....	6-3				
Extra-Inning Games:.....	3-1				
Under Monte Lee :.....	3-0				
Longest CU Win Streak:.....	11 ⁽¹⁹⁸³⁻⁹⁹⁾				
Longest WIN Win Streak:.....	2 ⁽²⁰⁰⁵⁻⁰⁶⁾				
Biggest CU Win:.....	17-1 ⁽¹⁹⁹³⁾				
Biggest WIN Win:.....	8-2 ⁽²⁰⁰⁵⁾				
Date	Site	W-L	CU	Op	
3-14-1981	A	W	9	5	
4-2-1981	H	W	6	4	
3-28-1982	A	L	6	7	
2-24-1983	H	W	11	2	
4-15-1984	A	W	6	0	
4-7-1985	H	W	13	5	
3-9-1986	H	W	9	4	
4-8-1991	H	W ⁽⁵⁾	5	0	
3-3-1992	H	W	1	0	
4-2-1992	N1	W ⁽¹¹⁾	12	11	
2-24-1993	H	W	11	6	
5-2-1993	A	W	17	1	
5-27-1995	\$	H	W	9	5
5-7-1999	H	W	14	2	
4-4-2001	H	L	4	8	
4-3-2002	H	W	6	4	
3-4-2003	H	W	5	4	
4-13-2004	H	W	9	5	
3-9-2005	H	L	2	8	
4-18-2006	H	L	3	6	
2-28-2007	H	W	6	4	
4-3-2012	H	W	11	0	
2-27-2013	H	L ⁽¹¹⁾	2	3	
4-2-2014	H	W	4	2	
3-3-2015	H	L	4	5	
3-9-2016	H	W	4	3	
3-29-2017	H	W ⁽¹¹⁾	6	5	
2-27-2018	H	W ⁽¹⁰⁾	9	8	
\$ - NCAA Regional; N1 - Fort Mill, S.C.					

\$ - NCAA Regional; N1 - Fort Mill, S.C.

Note: **Bold** denotes a Clemson home game.

2018 REVIEW



outfielder
SETH BEER
ALL-AMERICAN, 2016,17,18

2018 SEASON NOTES

NCAA TOURNAMENT RECAP

- Clemson hosted an NCAA regional for the 16th time in history in 2018.
- Clemson was one of only four schools (Florida, Florida State, Texas Tech) to host a regional each of the last three years (2016-18).
- The Tigers had a 2-2 record in the Clemson Regional, defeating Morehead State and St. John's.
- Clemson hit .254 with 22 runs, six doubles, four homers, a .379 on-base percentage and four steals in four games.
- Ryan Miller (P), Drew Wharton (OF), Kyle Wilkie (C), and Chris Williams (1B) were named to the All-Tournament team.
- Miller was 1-0 with a 3.38 ERA and six strikeouts against two walks in 8.0 innings pitched over two relief appearances.
- Wharton was 6-for-15 (.400) with three RBIs, five runs and a .500 on-base percentage.
- Wilkie was 7-for-16 (.438) with a double, homer, five RBIs, two runs and a steal.
- Williams was 5-for-13 (.385) with a double, homer, six RBIs, three runs and a .556 on-base percentage.

QUICK HITS

- Clemson, Dallas Baptist, Florida, Louisville and Texas Tech are the only five schools to win 42+ games each of the last three seasons.
- The Tigers, who had four eight-game winning streaks in 2018, had their most wins (47) since 2006.
- Clemson was 31-3 when outpitching the opponent and 13-12 when getting outpitched.

ATTENDANCE

- Clemson averaged 4,984 fans per home date (34), the eighth-highest figure in the nation and first in the ACC.
- The 4,984 figure set a Clemson record for average home attendance. The previous record was 4,810 fans per home date in 2007.
- Clemson has had a top-20 national figure in average attendance 25 straight seasons and a top-15 figure 17 years in a row.

POLLS

- Clemson was ranked as high as No. 12 in the nation by Perfect Game in the final poll.
- Clemson has been ranked in the top 25 by at least one poll for 45 straight weeks dating to 2016.

ACC REGULAR-SEASON CO-CHAMPIONS

- Clemson (22-8) won 12 of its last 13 ACC regular-season games and tied for first in the overall ACC standings with North Carolina.
- It marked the first time the Tigers at least shared the ACC regular-season title since 2006.
- Clemson's 22 ACC regular-season wins were its most since 2006, when it was 24-6.
- Including ACC Tournament games, Clemson had a 24-9 record against ACC teams, the best mark among all ACC teams.
- Clemson won its first ACC Atlantic Division title since 2010, when it shared the division title with Florida State with an 18-12 record.
- It was the Tigers' first outright ACC Atlantic Division championship since 2006.
- Clemson won eight of 10 ACC series. It marked the first time the Tigers won eight ACC series since 2006.

ROAD WARRIORS

- Clemson had a 15-5 road record and 13-2 record in ACC road games, a big reason the Tigers had a 22-8 overall ACC record.
- The Tigers won all five ACC road series for the first time in program history.
- Clemson won a Tiger-record 11 ACC road games in a row to close the regular season, including sweeps at Wake Forest, Virginia and Pittsburgh.

- The Tigers recorded three ACC road sweeps for the first time since 1995.
- Clemson won its last 10 road games. The Tigers will enter the 2019 season with the nation's longest active road winning streak.

ONE-RUN SUCCESS

- Clemson had a 16-6 record in one-run games, setting the school record for one-run wins. The previous mark was set in 2016 (14-6 record).
- Clemson played 26 games decided by one or two runs and was 20-6 in those games.
- The Tigers swept William & Mary in three one-run games to start the season, then swept Virginia on the road in three one-run games in April.
- Clemson's two series sweeps with three one-run wins were the first two times in school history that happened.
- Clemson had six walkoff hits, including walkoff home runs by Jordan Greene (Florida State, May 7) and Grayson Byrd (Austin Peay, May 13).
- The Tigers are 39-16 (.709) in one-run games in Monte Lee's three seasons as head coach at Clemson.

TIGERS TIED FOR THIRD IN NATION IN HR

- Clemson had 98 home runs in 63 games, good for 1.6 per game, in 2018. The 98 homers were third most in Tiger history.
- The Tigers tied for third in the nation in home runs and only trailed Tennessee Tech (135) and Florida (100).
- Clemson was 25-4 when it hit at least two home runs in 2018.
- Clemson's 98 home runs were the most in the head coach Monte Lee era (2016-18), besting the 2016 total (75), and the most since 2002 (112).
- Seth Beer (22), Chris Williams (18), Logan Davidson (15), Grayson Byrd (9) and Patrick Cromwell (7) and Drew Wharton (7) led the team.

BULLPEN STRONG

- Tiger relievers combined for a 25-7 record, 21 saves, a 3.11 ERA and .227 opponents' batting average in 280.2 innings pitched in 2018.
- The bullpen also had 285 strikeouts against 135 walks.
- The 21 saves tied for second in Tiger history and the most since totaling a school-record 26 saves in 2002.

TIGERS FIELDED AT RECORD RATE

- Clemson committed only 60 errors in 63 games, good for a .975 fielding percentage to set a school record.
- The previous Tiger record for fielding percentage in a season was .973, set in 2012.
- Clemson was errorless in 29 games and had one error in 16 games, meaning it had less than two errors in 45 of the 63 games.
- The Tigers were 35-10 when committing less than two errors and 12-6 when committing two or more errors.
- No Tiger infielder committed more than eight errors in 2018.
- Clemson infielders combined to commit only 30 errors, including only three by first basemen.

SEVEN TIGERS PICKED IN MLB DRAFT

- Seven Tigers were selected in the 2018 MLB draft, tied for 13th most in the nation and tied for third most in the ACC.
- Seth Beer was picked in the first round (No. 28 overall) by Houston. He was Clemson's first first-round pick since 2012 and 14th in history.
- Ryley Gilliam, Ryan Miller and Chris Williams were drafted on day two.
- Jake Higginbotham, Drew Wharton and Mitchell Miller were drafted on day three.
- Monte Lee has had 19 players drafted in his three seasons as head coach at Clemson.
- Three of those 19 players were drafted twice, meaning a Tiger has been drafted 22 times in Lee's tenure.
- One more Tiger has signed a free-agent contract as well.

2018 TIGER DRAFTEES

#	Player	Pos.	Cl.	Rd	Pick	Team
28	Seth Beer	OF/1B	Jr.	1	28	Astros
44	Ryley Gilliam	RHP	Jr.	5	140	Mets
35	Ryan Miller	RHP	Sr.	6	189	Diamondbacks
27	Chris Williams	INF/C	Sr.	8	244	Twins
24	Jake Higginbotham	LHP	*So.	11	322	Braves
13	Drew Wharton	OF	Sr.	30	908	Cubs
30	Mitchell Miller	LHP	So.	31	931	Angels

TIGERS RECOGNIZED FOR APR SCORE

- Baseball was one of seven Tiger programs in the top-10 percent of their sport in the eligibility, graduation and retention metric.
- It was the second year in a row the Clemson baseball program was lauded by the NCAA for its APR.
- Clemson was one of only three ACC institutions (Notre Dame, Virginia Tech) to earn recognition for baseball.

BEER HAD 56 CAREER HOME RUNS

- Junior Seth Beer had 18 homers in 2016, 16 home runs in 2017 and has 22 homers in 2018, meaning he had 56 career homers.
- His 56 career homers were fourth in Tiger history. He led all 2018 players in the nation in career home runs despite being a junior in 2018.
- He was one of 32 semifinalists for the Dick Howser Trophy, the award he won as a freshman in 2016.
- He hit .301 with 22 homers, 11 doubles, 54 RBIs, 64 runs, a .456 on-base percentage and a steal in 63 games in 2018.
- He led the ACC in homers and slugging percentage (.642).
- He reached base via a hit, walk or hit-by-pitch in 58 of the 63 games in 2018.
- He reached base via hit, walk or hit-by-pitch in 23 straight games from March to April.
- He hit one homer in each game of the Georgia Tech series, then did the same in the Boston College series and Pittsburgh series.
- In March, he hit a home run in four straight games, the first Tiger to do that since Kris Harvey in 2005, then did it twice in May.
- He was named national player-of-the-week by Perfect Game and ACC Player-of-the-Week on April 2, as he had four homers and 12 RBIs.
- He was named national player-of-the-month (March) by NCBWA after hitting .294 with eight homers, a double, 20 RBIs and 19 runs in 20 games.
- He was named ACC Player-of-the-Week on May 21. He was 9-for-12 with three homers, eight RBIs and an .850 on-base percentage in four games.
- In his career, he hit .321 with 41 doubles, a triple, 56 homers, 177 RBIs, 172 runs and a .489 on-base percentage in 188 games.
- He became the first Tiger in history with 16 or more homers in three seasons.
- He became the first Tiger since Matthew LeCroy (1995-97) to lead the team in home runs three times.
- He became the first Tiger since Jim McCollom (1983-85) to lead the team in slugging percentage three times.
- He had 180 career walks, tied for second in Tiger history, versus 98 strikeouts. He led all 2018 players in the nation in career walks.
- His one walk every 3.59 at-bats was first in Tiger history.
- He reached base via a hit, walk or hit-by-pitch in 178 of his 187 career games with a plate appearance.
- He reached via a hit, walk or hit-by-pitch in 114 of his 118 career games with a plate appearance against ACC (95) and SEC (19) teams.
- He started every Clemson game from April 1, 2016 to the end of the 2018 season, a streak of 165 games.

DAVIDSON A COMPLETE PLAYER

- Sophomore shortstop Logan Davidson was steady both at the plate and in the field in 2018.
- He was named to the Brooks Wallace Award Watch List in April.

2018 SEASON NOTES

- He hit .292 with 18 doubles, 15 homers, 46 RBIs, 60 runs, 43 walks, a .408 on-base percentage and 10 steals in 63 games.
- He had a 15-game hitting streak and 20-game on-base streak from April to May.
- He hit five of his 15 home runs in the first inning.
- He committed only eight errors in 273 chances at shortstop, good for a .971 fielding percentage.
- His .971 fielding percentage was second (behind Jason Stolz in 2012) by a shortstop in Tiger history.
- He won the Bob Bradley Award as Clemson's MVP of the South Carolina series. He was 3-for-6 with a homer and .786 on-base percentage.
- He was named ACC Player-of-the-Week on April 30, as he was 11-for-22 with four doubles, two homers, seven RBIs and nine runs in five games.
- He was named national player-of-the-week by Collegiate Baseball May 14, as he had three homers, three doubles and eight RBIs.
- The switch-hitter hit a homer from both sides of the plate at Pittsburgh on May 17, becoming the first Tiger to do so in one game.
- He became the first Tiger to hit a homer from both sides in one inning in Clemson's 17-run fourth inning against Notre Dame on May 23.
- He set Clemson's ACC Tournament record for RBIs in a game when he totaled seven in the Tigers' 21-4 victory over Notre Dame on May 23.
- He was one of six participants in the College Home Run Derby in Omaha, Neb., on July 1. He was second with a derby-record-tying 58 points.
- In his career, he is hitting .289 with 27 doubles, 27 homers, 87 RBIs, 116 runs, a .398 on-base percentage and 20 steals in 126 games.
- He has started every Clemson game of his career.

GILLIAM CLOSED THE DEAL

- Junior righthander Ryley Gilliam was the team's closer in 2017 and 2018, and he had an ACC-tying-high and team-high 11 saves in 2018.
- His 11 saves tied for third most in Tiger history and were the most since Matt Vaughn had 11 saves in 2008.
- He was one of 41 players named to the NCBWA Stopper-of-the-Year Watch List in April.
- He was named an NSCA Strength & Conditioning All-American, the first in program history, in 2018.
- He was 3-3 with a 1.41 ERA, .165 opponents' batting average and 54 strikeouts against 22 walks in 38.1 innings pitched over 27 outings.
- In 13 ACC regular-season outings, he had nine saves and allowed nine hits and one run (0.41 ERA) with 31 strikeouts in 22.0 innings pitched.
- He had a save in five straight appearances in April, only the second Tiger in history to do that (Paul Harrelson in 2002 is the other).
- He became the first Tiger in history to record a save in all three games of a three-game series when he did so at Virginia from April 27-29.
- In his career, he was 9-6 with 15 saves, a 3.19 ERA and 120 strikeouts in 104.1 innings pitched over 69 appearances (six starts).
- His 15 career saves were eighth most in Tiger history.

MILLER FILLED KEY RELIEF ROLE

- Senior righthander Ryan Miller was one of Clemson's top relievers in 2018 and filled an important role.
- He was 7-1 with four saves, a 2.51 ERA, .234 opponents' batting average and 64 strikeouts in 71.2 innings pitched over 26 relief outings.
- He held opponents to a .184 batting average with two outs.
- He pitched 4.0 scoreless innings in relief to record the save in Clemson's win over No. 23 South Carolina at Greenville, S.C., on March 3.
- In his career, he was 8-1 with five saves, a 2.59 ERA and 75 strikeouts against 19 walks in 83.1 innings pitched over 37 relief appearances.

SPIERS MADE THE JUMP

- Sophomore righthander Carson Spiers saw limited action as a freshman, but he made a big jump as one of the team's top relievers in 2018.
- He made a team-high 29 appearances, all out of the bullpen, and had four saves.
- He was 2-2 with a 2.08 ERA, .149 opponents' batting average and 39 strikeouts against 19 walks in 43.1 innings pitched.
- He held opponents to 5-for-67 (.075) with runners on base and 2-for-37 (.054) with runners in scoring position.
- He allowed only four of his 32 inherited baserunners to score in 2018.
- In his career, he is 2-2 with a 2.14 ERA and 42 strikeouts against 19 walks in 46.1 innings pitched over 32 relief appearances.

WHARTON EMERGED IN FINAL SEASON

- Senior Drew Wharton entered the season with no homers and 20 RBIs in 74 games (22 starts) over three years.
- He hit .255 with 12 doubles, a triple, seven homers, 41 RBIs and a .337 on-base percentage in 63 games (62 starts) in 2018.
- He hit three long balls, the first three of his career, in the series against No. 10 Dallas Baptist in February.
- He hit a walkoff triple in Clemson's 8-7 win over No. 23 South Carolina on March 4.
- In his career, he hit .245 with 15 doubles, a triple, seven homers, 61 RBIs, 38 runs and nine steals in 137 games (84 starts).

WILKIE ON A SECOND-HALF SURGE

- Sophomore catcher Kyle Wilkie was on a second-half surge, just like he was at the end of his freshman year.
- He hit .324 with five homers, 10 doubles, 40 RBIs and a .422 on-base percentage in 62 games (60 starts) in 2018.
- He was 49-for-117 (.419) with four homers, six doubles, 25 RBIs and a .496 on-base percentage during his active 29-game hitting streak.
- His 29-game hitting streak is fourth longest in Clemson history.
- He reached base via a hit or walk in each of the last 39 games of the season.
- He hit .368 with runners on base, .397 with runners in scoring position and .392 with two outs.
- In ACC regular-season games, he hit .317 with two homers, seven doubles, 20 RBIs and a .418 on-base percentage in 29 games.
- As Clemson's catcher, he allowed only 26 stolen bases in 42 attempts.
- In his career, he is hitting .307 with 11 doubles, a triple, five homers, 45 RBIs, 40 runs and a .413 on-base percentage in 86 games.

WILLIAMS POWERED TIGERS

- Chris Williams was drafted in the 31st round in 2017, but chose to return for his senior season in 2018.
- He was one of the team's best power hitters and saw most of his action at first base in 2018, but also played at catcher.
- He hit .281 with 12 doubles, 18 homers, an ACC-high 72 RBIs, 54 runs, a .401 on-base percentage and three steals in 63 games in 2018.
- He committed only three errors in 555 chances, good for a .995 fielding percentage.
- He was 9-for-14 (.643) with two grand slams, 22 RBIs and a 1.071 slugging percentage with the bases loaded in 2018.
- He ended his career on an 11-game hitting streak.
- He hit two grand slams, the first two of his career, in the Miami (Fla.) series on April 13, 14.
- In his three-year career, he hit .264 with 31 doubles, 40 homers, 161 RBIs, 117 runs and seven steals in 169 games (157 starts).

TIGER TIDBITS

CLEMSON'S RECORD...

In All Games	47-16
In Home Games	28-9
In Away Games	15-5
In Neutral Games	4-2
In All ACC Regular-Season Games	22-8
In Home ACC Regular-Season Games	9-6
In Away ACC Regular-Season Games	13-2
In All Non-ACC Regular-Season Games	21-5
In Home Non-ACC Regular-Season Games	17-1
In Away Non-ACC Regular-Season Games	2-3
In Neutral Non-ACC Regular-Season Games	2-1
In ACC Tournament Games	2-1
In NCAA Tournament Games	2-2
In February	8-0
In March	14-6
In April	12-5
In May	11-3
In June	2-2
On Monday	1-0
On Tuesday	8-3
On Wednesday	4-0
On Thursday	3-0
On Friday	9-4
On Saturday	12-6
On Sunday	10-3
Against Top-25 Teams	11-9
Against Top-10 Teams	3-5
Against Top-5 Teams	0-0
In Day Games	29-5
In Night Games	18-11
Against Lefty Starters	22-8
Against Righty Starters	25-8
In 1-Run Games	16-6
In 2-Run Games	4-0
In 3-Run Games	4-3
When Scoring First	32-4
When Scoring in the 1st Inning	16-4
When Leading at the End of 6 Innings	39-3
When Trailing at the End of 6 Innings	4-12
When Tied at the End of 6 Innings	4-1
When Leading at the End of 7 Innings	39-3
When Trailing at the End of 7 Innings	2-12
When Tied at the End of 7 Innings	5-1
When Leading at the End of 8 Innings	41-1
When Trailing at the End of 8 Innings	2-11
When Tied at the End of 8 Innings	3-4
In Extra Innings	4-2
When Scoring 5 or More Runs	37-3
When Allowing Less Than 5 Runs	36-4
When Out-Hitting Opponents	31-3
When Clemson Hit a Home Run	38-10
When Clemson Committed 0 or 1 Error	35-10
On Grass Infields	37-14
On Artificial Surface Infields	10-2

INNING-BY-INNING SCORING

Team	1	2	3	4	5	6	7	8	9	Ex.
Clemson	48	31	54	66	57	55	39	38	14	4
Opponents	31	32	33	27	31	31	14	25	38	2

TIGER MULTIPLE HIT GAME LEADERS

#	Player	2	3	4	5+	Total
10	Kyle Wilkie	17	5	--	--	22
8	Logan Davidson	14	6	--	--	20
28	Seth Beer	16	2	1	--	19
27	Chris Williams	13	3	1	--	17
13	Drew Wharton	13	3	--	--	16
25	Patrick Cromwell	7	5	--	--	12
4	Grayson Byrd	8	2	--	--	10
12	Robert Jolly	5	2	--	--	7
9	Jordan Greene	6	--	--	--	6
5	Sam Hall	4	--	--	--	4
Totals		111	28	2	0	141

TIGER MULTIPLE RBI GAME LEADERS

#	Player	2	3	4	5+	Total
27	Chris Williams	9	5	1	20	20
28	Seth Beer	10	1	2	14	14
13	Drew Wharton	12	--	--	13	13
8	Logan Davidson	6	2	2	11	11
10	Kyle Wilkie	7	3	--	10	10
4	Grayson Byrd	3	1	1	6	6
25	Patrick Cromwell	2	2	--	6	6
9	Jordan Greene	3	2	--	5	5
Totals		58	18	12	5	93

2018 OVERALL STATS

#	Player	Avg	GP-GS	AB	R	H	2B	3B	HR	RBI	TB	Slg%	BB	HP	SO	GDP	OB%	SF	SH	SB-SBA
10	Kyle Wilkie	.324	62-60	216	35	70	10	0	5	40	95	.440	34	5	49	7	.422	3	4	2-3
28	Seth Beer	.301	63-63	226	64	68	11	0	22	54	145	.642	54	13	36	6	.456	3	0	1-1
8	Logan Davidson	.292	63-63	250	60	73	18	0	15	46	136	.544	43	6	68	0	.408	0	2	10-13
27	Chris Williams	.281	63-63	235	54	66	12	0	18	72	132	.562	43	7	52	8	.401	4	0	3-4
13	Drew Wharton	.255	63-62	231	31	59	12	1	7	41	94	.407	30	1	62	6	.337	5	2	7-10
25	Patrick Cromwell	.224	58-53	201	36	45	6	0	7	26	72	.358	36	3	60	4	.349	1	2	1-2
----- Others -----																				
26	Matt Cooper	.286	7-2	7	0	2	0	0	0	0	2	.286	0	1	2	1	.375	0	0	0-1
51	Drew Donathan	.263	11-5	19	0	5	0	0	0	2	5	.263	4	1	8	1	.400	1	0	0-0
9	Jordan Greene	.250	48-40	136	36	34	6	0	5	21	55	.404	33	1	28	2	.398	1	2	8-9
4	Grayson Byrd	.243	48-39	148	23	36	2	0	9	26	65	.439	12	3	36	3	.309	2	5	3-5
5	Sam Hall	.239	25-21	71	18	17	4	0	2	7	27	.380	6	5	16	0	.341	0	1	8-10
12	Robert Jolly	.228	50-42	149	18	34	6	0	1	17	43	.289	25	1	35	4	.341	1	5	3-3
17	Justin Hawkins	.200	21-15	40	7	8	3	0	2	8	17	.425	10	1	23	0	.365	1	0	0-0
1	Kier Meredith	.195	13-12	41	8	8	1	1	1	5	14	.341	8	7	15	1	.411	0	1	4-5
31	Bryce Teodosio	.165	37-24	79	12	13	4	0	4	9	29	.367	10	3	40	0	.283	0	3	1-3
22	Sam Weatherly	.100	7-2	10	1	1	0	0	0	1	1	.100	1	0	4	0	.182	0	0	1-1
48	Bryce Bowen	.000	1-0	1	0	0	0	0	0	0	0	.000	0	0	1	0	.000	0	0	0-0
16	Bo Majkowski	.000	2-0	1	0	0	0	0	0	0	0	.000	0	0	1	0	.000	0	0	0-0
11	Adam Renwick	.000	9-1	5	3	0	0	0	0	0	0	.000	1	0	4	1	.167	0	0	0-0
CLEMSON		.261	63-63	2066	406	539	95	2	98	375	932	.451	350	58	540	44	.379	22	27	52-70
OPPONENTS		.239	63-63	2148	264	514	88	7	55	243	781	.364	236	41	520	34	.323	23	26	29-48

LOB - Team (469), Opp (497). **DPs turned** - Team (40), Opp (66). **CI** - Team (2), Wilkie 2, Opp (1). **IBB** - Team (15), Beer 8, Williams 3, Wharton 2, Byrd 1, Hall 1, Opp (1).

#	Player	ERA	W-L	APP	GS	CG	SHO/CBO	SV	IP	H	R	*ER	BB	SO	AB	O/BA	WP	HBP	BK
35	Ryan Miller	2.51	7-1	26	0	0	0/1	4	71.2	63	22	20	17	64	269	.234	4	4	0
19	Brooks Crawford	3.24	8-2	16	16	0	0/0	0	80.2	71	33	29	18	58	303	.234	5	2	0
24	Jake Higginbotham	3.47	6-1	16	16	0	0/1	0	80.1	70	38	31	32	63	297	.236	4	7	0
32	Jacob Hennessy	3.91	4-3	14	14	0	0/0	0	71.1	72	34	31	14	54	278	.259	6	1	0
----- Others -----																			
30	Mitchell Miller	0.00	0-0	4	0	0	0/0	0	2.0	2	0	0	2	0	8	.250	1	0	0
48	Bryce Bowen	0.00	0-0	1	0	0	0/0	0	0.1	0	1	0	1	0	2	.000	0	1	0
44	Ryley Gilliam	1.41	3-3	27	0	0	0/2	11	38.1	22	9	6	22	54	133	.165	2	4	1
20	Mat Clark	1.69	4-0	19	1	0	0/1	0	21.1	18	5	4	4	23	83	.217	5	0	0
23	Carson Spiers	2.08	2-2	29	0	0	0/1	4	43.1	22	10	10	19	39	148	.149	3	0	0
45	Holt Jones	4.41	2-0	8	3	0	0/1	0	16.1	16	10	8	10	18	63	.254	1	3	0
29	Spencer Strider	4.76	5-2	22	6	0	0/0	1	51.0	40	30	27	35	70	186	.215	9	8	2
47	Alex Schnell	5.19	0-0	10	0	0	0/0	0	8.2	9	5	5	6	4	32	.281	3	2	0
39	Travis Marr	6.04	6-2	22	2	0	0/1	0	44.2	54	31	30	21	33	176	.307	3	4	1
40	Owen Griffith	6.14	0-0	12	0	0	0/0	1	14.2	18	10	10	13	18	61	.295	4	2	0
22	Sam Weatherly	6.64	0-0	8	5	0	0/0	0	20.1	24	17	15	17	17	76	.316	5	3	1
37	Ryne Huggins	9.82	0-0	10	0	0	0/0	0	3.2	5	4	4	2	3	17	.294	1	0	0
41	Bo Gobin	15.00	0-0	5	0	0	0/1	0	3.0	8	5	5	3	2	16	.500	0	0	0
CLEMSON		3.65	47-16	63	63	0	2/2	21	571.2	514	264	232	236	520	2148	.239	56	41	5
OPPONENTS		6.09	16-47	63	63	1	1/1	6	549.2	539	406	372	350	540	2066	.261	64	58	6

PB - Team (13), Wilkie 10, Williams 3, Opp (19). **Pickoffs** - Team (5), Crawford 1, Higginbotham 1, Marr 1, Schnell 1, Spiers 1, Opp (12). **IBB** - Team (1), Spiers 1, Opp (15). * - Clemson had three team unearned runs

Note: **Bold** denotes returning player.

FIELDING

#	Player	GP-GS	C	PO	A	E	Fld %	DP
23	Carson Spiers	29-0	8	3	5	0	1.000	0
20	Mat Clark	19-1	6	3	3	0	1.000	0
19	Brooks Crawford	16-16	6	3	3	0	1.000	0
11	Adam Renwick	9-1	6	5	1	0	1.000	0
29	Spencer Strider	22-6	4	2	2	0	1.000	0
22	Sam Weatherly	14-6	4	1	3	0	1.000	0
26	Matt Cooper	7-2	2	2	0	0	1.000	0
47	Alex Schnell	10-0	2	0	2	0	1.000	0
51	Drew Donathan	11-5	1	1	0	0	1.000	0
41	Bo Gobin	5-0	1	1	0	0	1.000	0
40	Owen Griffith	12-0	1	0	1	0	1.000	0
30	Mitchell Miller	4-0	1	0	1	0	1.000	0
27	Chris Williams	63-63	555	528	24	3	.995	32
13	Drew Wharton	63-62	141	136	3	2	.986	0
31	Bryce Teodosio	37-24	67	66	0	1	.985	0
10	Kyle Wilkie	62-60	541	491	39	11	.980	5
5	Sam Hall	25-21	43	30	12	1	.977	1
8	Logan Davidson	63-63	273	84	181	8	.971	28
28	Seth Beer	63-63	134	121	9	4	.970	0
17	Justin Hawkins	21-15	31	7	23	1	.968	4
4	Grayson Byrd	48-39	92	33	56	3	.967	8
12	Robert Jolly	50-42	26	25	0	1	.962	0
9	Jordan Greene	48-40	168	77	84	7	.958	25
25	Patrick Cromwell	58-53	176	69	99	8	.955	9
24	Jake Higginbotham	16-16	14	1	12	1	.929	2
35	Ryan Miller	26-0	14	0	13	1	.929	1
1	Kier Meredith	13-12	20	18	0	2	.900	0
39	Travis Marr	22-2	10	2	7	1	.900	0
32	Jacob Hennessy	14-14	15	2	11	2	.867	0
44	Ryley Gilliam	27-0	4	2	1	1	.750	0
45	Holt Jones	8-3	3	2	0	1	.667	0
37	Ryne Huggins	10-0	1	0	0	1	.000	0
48	Bryce Bowen	2-0	0	0	0	0	-----	0
16	Bo Majkowski	2-0	0	0	0	0	-----	0
CLEMSON		63-63	2370	1715	595	60	.975	40
OPPONENTS		63-63	2230	1649	531	50	.978	66

2018 RESULTS

47-16 OVERALL, 22-8 ACC REGULAR SEASON, 2-1 ACC TOURNAMENT, 2-2 NCAA TOURNAMENT, 28-9 HOME, 15-5 AWAY, 4-2 NEUTRAL, 29-5 DAY, 18-11 NIGHT, 16-6 ONE RUN, 4-2 EXTRA INNINGS, 11-9 TOP 25

Date	Opponent (Rank)	W-L	Score	Site	CU Rank	Clemson Pitcher	Opp. Pitcher	Time	CU R-H-E	Opp. R-H-E	Attendance
2-16	William & Mary	W ⁽¹⁰⁾	5 - 4	H	12	Gilliam (1-0)	Strain (0-1)	3:06	5 - 8 - 0	4 - 9 - 0	6062
2-17	William & Mary	W	7 - 6	H	12	Strider (1-0)	Sujak (0-1)	3:06	7 - 6 - 0	6 - 8 - 1	4711
2-18	William & Mary	W	2 - 1	H	12	• Higginbotham (1-0)	• Haney (0-1)	2:46	2 - 6 - 1	1 - 3 - 0	5406
2-20	Furman	W	12 - 4	H	11	R. Miller (1-0)	Verbeke (1-1)	3:06	12 - 13 - 0	4 - 6 - 1	4417
2-23	Dallas Baptist (10)	W	12 - 1	H	11	• Hennessy (1-0)	• Johnson (1-1)	3:03	12 - 18 - 1	1 - 4 - 1	5313
2-24	Dallas Baptist ⁽¹⁾ (10)	W	9 - 1	H	11	• Crawford (1-0)	• Martinson (0-1)	2:54	9 - 7 - 0	1 - 5 - 1	-----
2-24	Dallas Baptist ⁽²⁾ (10)	W	3 - 2	H	11	• Higginbotham (2-0)	• Eldred (1-1)	2:29	3 - 4 - 1	2 - 7 - 0	4842
2-27	Winthrop	W ⁽¹⁰⁾	9 - 8	H	7	Clark (1-0)	Ohs (0-1)	3:39	9 - 10 - 1	8 - 14 - 0	4543
3- 2	South Carolina (23)	L	2 - 3	^A	7	Gilliam (1-1)	Demurias (1-0)	2:48	2 - 2 - 2	3 - 6 - 1	8242
3- 3	South Carolina (23)	W	5 - 1	N1	7	Clark (2-0)	• Morris (2-1)	3:09	5 - 7 - 0	1 - 7 - 0	7385
3- 4	South Carolina (23)	W	8 - 7	H	7	Gilliam (2-1)	Mlodzinski (0-2)	3:10	8 - 11 - 3	7 - 10 - 0	6312
3- 6	Wofford	W	6 - 3	^H	6	Spiers (1-0)	Hershman (0-1)	3:17	6 - 6 - 0	3 - 8 - 2	4273
3- 7	Michigan State	W	9 - 7	^N1	6	Jones (1-0)	Flohr (0-2)	3:51	9 - 8 - 2	7 - 14 - 0	3975
3- 9	* Georgia Tech	W	3 - 2	H	6	R. Miller (2-0)	Datoc (0-2)	2:28	3 - 7 - 0	2 - 8 - 0	4800
3-10	* Georgia Tech ⁽¹⁾	W	7 - 3	H	6	Strider (2-0)	• Thomas (2-1)	3:01	7 - 10 - 1	3 - 12 - 2	-----
3-10	* Georgia Tech ⁽²⁾	W	13 - 2	^H	6	• Higginbotham (3-0)	• Hurter (0-1)	2:46	13 - 12 - 1	2 - 9 - 3	5959
3-13	Charleston Southern	W	5 - 0	^H	2	• Jones (2-0)	• Bennett (0-2)	2:26	5 - 6 - 0	0 - 4 - 1	4486
3-16	* NC State (10)	L	0 - 4	^H	2	• Hennessy (1-1)	• Bienlien (2-0)	3:04	0 - 6 - 5	4 - 9 - 1	4679
3-17	* NC State (10)	L	1 - 6	H	2	• Crawford (1-1)	• B. Brown (4-0)	3:07	1 - 9 - 0	6 - 8 - 0	5008
3-18	* NC State (10)	L	4 - 5	H	2	R. Miller (2-1)	O'Donnell (1-1)	2:41	4 - 5 - 0	5 - 5 - 1	4540
3-20	Coastal Carolina	L	5 - 9	^A	10	Spiers (1-1)	Causey (1-0)	3:04	5 - 6 - 2	9 - 11 - 0	4130
3-23	* Louisville (11)	W	3 - 1	^A	10	• Hennessy (2-1)	• Wolf (3-1)	2:44	3 - 6 - 1	1 - 8 - 1	2519
3-25	* Louisville ⁽¹⁾ (11)	W	4 - 3	A	10	Marr (1-0)	• Smiddy (2-1)	3:43	4 - 6 - 0	3 - 7 - 0	-----
3-25	* Louisville ⁽²⁾ (11)	L	1 - 5	A	10	• Higginbotham (3-1)	• Bennett (2-0)	2:52	1 - 4 - 0	5 - 14 - 0	2587
3-27	Furman	W	10 - 5	^A1	8	Marr (2-0)	• Alley (2-2)	3:12	10 - 10 - 3	5 - 9 - 2	2249
3-29	* Boston College	W	10 - 2	H	8	• Hennessy (3-1)	• Stevens (3-3)	2:46	10 - 9 - 2	2 - 5 - 2	4301
3-30	* Boston College	W	9 - 4	^H	8	• Crawford (2-1)	• Metzendorf (0-4)	3:19	9 - 10 - 1	4 - 10 - 2	5088
3-31	* Boston College	W	8 - 3	H	8	Marr (3-0)	• Rapp (2-3)	3:22	8 - 9 - 2	3 - 5 - 1	5324
4- 3	Coastal Carolina (18)	W	6 - 1	^H	6	• Strider (3-0)	• Peavyhouse (1-3)	2:47	6 - 6 - 0	1 - 3 - 0	6450
4- 7	* Notre Dame	L	2 - 5	A	6	• Hennessy (3-2)	• Tully (4-1)	3:08	2 - 8 - 0	5 - 11 - 0	414
4- 8	* Notre Dame ⁽¹⁾	W	6 - 3	A	6	• Crawford (3-1)	• T. Sheehan (1-3)	2:57	6 - 7 - 0	3 - 10 - 0	-----
4- 8	* Notre Dame ⁽²⁾	W	5 - 2	A	6	• Higginbotham (4-1)	• Junker (0-3)	2:45	5 - 8 - 0	2 - 7 - 1	326
4-10	Georgia (10)	L	3 - 6	^N2	3	• Strider (3-1)	K. Smith (5-1)	3:18	3 - 7 - 1	6 - 5 - 0	5801
4-13	* Miami (Fla.)	L ⁽¹²⁾	11 - 12	^H	3	Spiers (1-2)	Bartow (2-0)	4:35	11 - 10 - 2	12 - 19 - 2	5350
4-14	* Miami (Fla.) ⁽¹⁾	L	1 - 6	H	3	• Crawford (3-2)	• McKENDRY (5-4)	2:59	1 - 6 - 2	6 - 8 - 2	-----
4-14	* Miami (Fla.) ⁽²⁾	W	8 - 3	H	3	• Higginbotham (5-1)	• Cabezas (3-4)	2:50	8 - 8 - 0	3 - 8 - 1	6513
4-17	Georgia (12)	L	1 - 6	^A	12	• Marr (3-1)	• Proctor (3-2)	2:45	1 - 4 - 1	6 - 6 - 1	2822
4-20	* Wake Forest	W	7 - 5	^A	12	R. Miller (3-1)	Witt (0-3)	3:05	7 - 11 - 1	5 - 7 - 0	1352
4-21	* Wake Forest	W	4 - 3	A	12	• Crawford (4-2)	Supple (3-2)	2:30	4 - 7 - 0	3 - 5 - 0	1864
4-22	* Wake Forest	W	9 - 4	A	12	• Higginbotham (6-1)	• Peluse (6-1)	3:14	9 - 12 - 1	4 - 9 - 1	1319
4-24	Kennesaw State	W	9 - 4	^H	8	Strider (4-1)	• Dupree (1-1)	3:20	9 - 11 - 1	4 - 3 - 2	4330
4-25	Presbyterian College	W	14 - 4	^H	8	Marr (4-1)	• Jahn (0-2)	3:44	14 - 12 - 0	4 - 8 - 0	4933
4-27	* Virginia	W	3 - 2	^A	8	• Hennessy (4-2)	• Casey (5-3)	2:52	3 - 9 - 0	2 - 5 - 0	3455
4-28	* Virginia	W	5 - 4	A	8	• Crawford (5-2)	• Lynch (3-4)	2:57	5 - 9 - 2	4 - 6 - 0	4395
4-29	* Virginia	W	9 - 8	A	8	R. Miller (4-1)	• Murdock (1-1)	3:36	9 - 11 - 1	8 - 8 - 0	4376
5- 5	* Florida State (15)	L ⁽¹³⁾	2 - 3	^H	6	Gilliam (2-2)	Van Eyk (3-0)	4:21	2 - 6 - 0	3 - 15 - 1	5379
5- 6	* Florida State (15)	W	12 - 7	H	6	• Crawford (6-2)	• Karp (7-4)	3:10	12 - 13 - 0	7 - 8 - 3	5075
5- 7	* Florida State (13)	W	5 - 4	^H	5	Spiers (2-2)	Grady (4-3)	2:52	5 - 9 - 4	4 - 6 - 0	4655
5- 9	Western Carolina	W	10 - 8	^H	5	Marr (5-1)	Therrian (0-4)	3:01	10 - 12 - 1	8 - 11 - 0	4852
5-11	Austin Peay	L	3 - 6	^H	5	• Hennessy (4-3)	• Costanzo (9-1)	3:35	3 - 12 - 2	6 - 10 - 0	4496
5-12	Austin Peay	W	10 - 1	H	5	• Crawford (7-2)	• Pucheu (7-2)	3:07	10 - 6 - 2	1 - 4 - 3	4646
5-13	Austin Peay	W ⁽¹¹⁾	3 - 2	H	5	Marr (6-1)	Gollert (3-3)	3:44	3 - 6 - 0	2 - 5 - 0	4187
5-15	Kennesaw State	W	7 - 2	^A	4	• Clark (3-0)	• Kennedy (2-7)	2:55	7 - 10 - 2	2 - 6 - 0	1282
5-17	* Pittsburgh	W	16 - 6	^A	4	• Strider (5-1)	• Pidich (5-2)	3:31	16 - 18 - 0	6 - 10 - 2	378
5-18	* Pittsburgh	W	4 - 1	A	4	• Crawford (8-2)	• Hammer (2-5)	2:45	4 - 5 - 0	1 - 6 - 0	376
5-19	* Pittsburgh	W	5 - 0	A	4	R. Miller (5-1)	• Gomez (2-1)	2:59	5 - 10 - 0	0 - 7 - 1	501
5-23	+ Notre Dame	W ⁽⁷⁾	21 - 4	N3	4	Clark (4-0)	• Brown (2-2)	3:16	21 - 17 - 2	4 - 8 - 1	2427
5-24	+ Miami (Fla.)	W	7 - 1	^N3	4	R. Miller (6-1)	• Bargfeldt (4-5)	2:59	7 - 9 - 2	1 - 7 - 1	3154
5-26	+ Florida State (7)	L	4 - 5	^N3	4	Gilliam (2-3)	Van Eyk (7-0)	3:14	4 - 5 - 0	5 - 7 - 1	5478
6- 1	\$ Morehead State	W ⁽¹⁰⁾	4 - 3	^H	2	Gilliam (3-3)	Conway (8-4)	3:48	4 - 11 - 3	3 - 6 - 0	5060
6- 2	\$ Vanderbilt	L	3 - 4	^H	2	Marr (6-2)	Raby (5-5)	3:31	3 - 6 - 0	4 - 9 - 1	5263
6- 3	\$ St. John's (20)	W	9 - 8	H	2	R. Miller (7-1)	• Belge (6-4)	3:36	9 - 9 - 0	8 - 16 - 1	3837
6- 3	\$ Vanderbilt	L	6 - 19	^H	2	• Strider (5-2)	• Hickman (8-2)	4:01	6 - 8 - 1	19 - 20 - 1	4360

* - ACC regular-season game; + - ACC Tournament; \$ - NCAA Regional; ^ - night game; • - decision came in a starting role; N1, A1 - Greenville, S.C. (Fluor Field); N2 - North Augusta, S.C.; N3 - Durham, N.C.; Note: Pitchers in ALL CAPS denotes a complete game; **bold** denotes a Clemson home game; best ranking among Baseball America, Collegiate Baseball, D1Baseball, NCBWA, Perfect Game and USA Today polls listed; official home attendance (34 dates): 169,450 (4,984 per date).

2018 ACC REGULAR-SEASON GAMES

#	Player	Avg	GP-GS	AB	R	H	2B	3B	HR	RBI	TB	Sig%	BB	HP	SO	GDP	OB%	SF	SH	SB-SBA
28	Seth Beer	.321	30-30	112	29	36	5	0	12	26	77	.688	22	5	17	1	.450	1	0	0-0
10	Kyle Wilkie	.317	29-29	101	17	32	7	0	2	20	45	.446	16	3	20	3	.418	2	3	0-0
27	Chris Williams	.273	30-30	110	23	30	2	0	8	30	56	.509	21	3	25	3	.397	2	0	2-2
8	Logan Davidson	.270	30-30	126	24	34	10	0	6	18	62	.492	10	4	34	0	.343	0	2	4-6
9	Jordan Greene	.261	23-20	69	19	18	3	0	3	10	30	.435	18	1	10	2	.416	1	1	6-7
13	Drew Wharton	.241	30-30	116	10	28	7	0	1	14	38	.328	12	0	34	1	.308	2	1	3-5
25	Patrick Cromwell	.229	28-26	105	16	24	4	0	5	14	43	.410	15	1	34	1	.331	0	0	0-1
----- Others -----																				
51	Drew Donathan	.300	5-3	10	0	3	0	0	0	0	3	.300	2	0	7	0	.417	0	0	0-0
4	Grayson Byrd	.288	19-18	66	12	19	2	0	3	9	30	.455	4	1	15	1	.338	0	4	2-3
1	Kier Meredith	.280	7-7	25	4	7	1	1	1	3	13	.520	4	4	8	1	.455	0	1	3-3
5	Sam Hall	.250	11-9	32	8	8	2	0	2	4	16	.500	0	3	6	0	.314	0	0	1-3
12	Robert Jolly	.179	24-21	78	6	14	2	0	0	7	16	.205	7	1	22	3	.253	1	1	2-2
31	Bryce Teodosio	.179	19-12	39	7	7	2	0	3	7	18	.462	4	1	20	0	.273	0	2	0-1
48	Bryce Bowen	.000	1-0	1	0	0	0	0	0	0	0	.000	0	0	1	0	.000	0	0	0-0
11	Adam Renwick	.000	5-0	1	1	0	0	0	0	0	0	.000	0	0	1	0	.000	0	0	0-0
26	Matt Cooper	.000	4-0	3	0	0	0	0	0	0	0	.000	0	0	1	1	.000	0	0	0-0
22	Sam Weatherly	.000	4-1	5	0	0	0	0	0	0	0	.000	1	0	3	0	.167	0	0	0-0
17	Justin Hawkins	.000	5-4	10	1	0	0	0	0	0	0	.000	3	0	9	0	.231	0	0	0-0
CLEMSON		.258	30-30	1009	177	260	47	1	46	162	447	.443	139	27	267	17	.360	9	15	23-33
OPPONENTS		.245	30-30	1040	118	255	40	3	23	108	370	.356	99	19	230	11	.319	13	15	15-23

LOB - Team (217), Opp (244). DPs turned - Team (13), Opp (31). CI - Team (1), Wilkie 1, Opp (0). IBB - Team (5), Beer 3, Wharton 2, Opp (0).

#	Player	ERA	W-L	APP	GS	CG	SHO/CBO	SV	IP	H	R	*ER	BB	SO	AB	O/BA	WP	HBP	BK
35	Ryan Miller	3.28	4-1	14	0	0	0/1	2	35.2	36	14	13	6	33	140	.257	1	2	0
24	Jake Higginbotham	3.59	4-1	10	10	0	0/1	0	47.2	44	25	19	21	40	181	.243	4	4	0
32	Jacob Hennessy	3.62	3-2	9	9	0	0/0	0	49.2	48	22	20	10	33	188	.255	3	1	0
19	Brooks Crawford	4.14	6-2	10	10	0	0/0	0	50.0	50	25	23	10	31	191	.262	3	1	0
----- Others -----																			
45	Holt Jones	0.00	0-0	1	0	0	0/0	0	1.1	0	0	0	0	1	4	.000	0	1	0
22	Sam Weatherly	0.00	0-0	1	0	0	0/0	0	1.0	1	0	0	0	2	4	.250	0	0	0
37	Ryne Huggins	0.00	0-0	1	0	0	0/0	0	0.1	0	0	0	0	0	1	.000	0	0	0
30	Mitchell Miller	0.00	0-0	1	0	0	0/0	0	0.1	1	0	0	0	0	2	.500	0	0	0
44	Ryley Gilliam	0.41	0-1	13	0	0	0/1	9	22.0	9	1	1	11	31	72	.125	2	2	1
20	Mat Clark	1.93	0-0	6	0	0	0/0	0	4.2	2	1	1	3	2	14	.143	3	0	0
29	Spencer Strider	2.14	2-0	9	1	0	0/0	0	21.0	16	6	5	14	27	78	.205	2	3	1
23	Carson Spiers	2.29	1-1	14	0	0	0/1	1	19.2	13	5	5	10	16	70	.186	2	0	0
40	Owen Griffith	4.15	0-0	3	0	0	0/0	0	4.1	7	2	2	3	3	20	.350	1	1	0
39	Travis Marr	6.39	2-0	8	0	0	0/0	0	12.2	16	9	9	7	7	50	.320	1	2	1
47	Alex Schnell	7.36	0-0	6	0	0	0/0	0	3.2	5	3	3	3	3	15	.333	1	2	0
41	Bo Gobin	45.00	0-0	2	0	0	0/0	0	1.0	7	5	5	1	1	10	.700	0	0	0
CLEMSON		3.57	22-8	30	30	0	1/1	12	275.0	255	118	103	99	230	1040	.245	23	19	3
OPPONENTS		5.27	8-22	30	30	1	1/1	3	268.1	260	177	157	139	267	1009	.258	26	27	4

PB - Team (4), Wilkie 4, Opp (9). Pickoffs - Team (3), Crawford 1, Marr 1, Schnell 1, Opp (4). IBB - Team (0), Opp (5). * - Clemson had three team unearned runs

Note: Bold denotes returning player.

CAREER STATS OF 2019 PLAYERS

#	Player	Avg	GP-GS	AB	R	H	2B	3B	HR	RBI	TB	Sig%	BB	HP	SO	GDP	OB%	SF	SH	SB-SBA
10	Kyle Wilkie	.307	86-78	267	40	82	11	1	5	45	110	.412	45	5	59	8	.413	3	9	2-3
8	Logan Davidson	.289	126-126	491	116	142	27	0	27	87	250	.509	85	8	121	7	.398	6	4	20-26
26	Matt Cooper	.286	7-2	7	0	2	0	0	0	0	2	.286	0	1	2	1	.375	0	0	0-1
4	Grayson Byrd	.266	105-93	331	45	88	8	1	10	46	128	.387	28	5	82	6	.329	4	9	6-9
51	Drew Donathan	.263	11-5	19	0	5	0	0	0	2	5	.263	4	1	8	1	.400	1	0	0-0
9	Jordan Greene	.253	145-118	415	79	105	19	0	6	46	142	.342	80	2	84	9	.374	3	10	16-20
5	Sam Hall	.239	25-21	71	18	17	4	0	2	7	27	.380	6	5	16	0	.341	0	1	8-10
17	Justin Hawkins	.200	21-15	40	7	8	3	0	2	8	17	.425	10	1	23	0	.365	1	0	0-0
1	Kier Meredith	.195	13-12	41	8	8	1	1	1	5	14	.341	8	7	15	1	.411	0	1	4-5
13	Bryce Teodosio	.165	37-24	79	12	13	4	0	4	9	29	.367	10	3	40	0	.283	0	3	1-3
22	Sam Weatherly	.100	7-2	10	1	1	0	0	0	1	1	.100	1	0	4	0	.182	0	0	1-1
16	Bo Majkowski	.000	2-0	1	0	0	0	0	0	0	0	.000	0	0	1	0	.000	0	0	0-0

#	Player	ERA	W-L	APP	GS	CG	SHO/CBO	SV	IP	H	R	ER	BB	SO	AB	O/BA	WP	HBP	BK
20	Mat Clark	1.69	4-0	19	1	0	0/1	0	21.1	18	5	4	4	23	83	.217	5	0	0
23	Carson Spiers	2.14	2-2	32	0	0	0/1	4	46.1	26	11	11	19	42	161	.161	3	1	0
19	Brooks Crawford	3.07	15-2	59	18	0	0/1	1	149.1	136	62	51	44	106	564	.241	9	7	0
40	Owen Griffith	3.68	1-2	24	0	0	0/0	1	29.1	26	15	12	16	32	114	.228	8	4	1
32	Jacob Hennessy	3.88	6-4	40	14	0	0/2	3	102.0	104	49	44	25	91	395	.263	10	1	0
45	Holt Jones	4.41	2-0	8	3	0	0/1	0	16.1	16	10	8	10	18	63	.254	1	3	0
29	Spencer Strider	4.76	5-2	22	6	0	0/0	1	51.0	40	30	27	35	70	186	.215	9	8	2
39	Travis Marr	5.91	6-2	23	2	0	0/1	0	45.2	54	31	30	21	35	179	.302	3	4	1
22	Sam Weatherly	6.64	0-0	8	5	0	0/0	0	20.1	24	17	15	17	17	76	.316	5	3	1
37	Ryne Huggins	9.82	0-0	10	0	0	0/0	0	3.2	5	4	4	2	3	17	.294	1	0	0
41	Bo Gobin	15.00	0-0	5	0	0	0/1	0	3.0	8	5	5	3	2	16	.500	0	0	0

Note: Only includes stats of players while at Clemson.

2018 POSTSEASON STATS

ACC TOURNAMENT

#	Player	Avg	GP-GS	AB	R	H	2B	3B	HR	RBI	TB	Sig%	BB	HP	SO	GDP	OB%	SF	SH	SB-SBA
27	Chris Williams	.700	3-3	10	6	7	2	0	3	10	18	1.800	4	0	3	0	.786	0	0	0-0
28	Seth Beer	.455	3-3	11	5	5	3	0	1	4	11	1.000	4	0	1	1	.600	0	0	0-0
10	Kyle Wilkie	.429	3-3	14	4	6	0	0	0	2	6	.429	1	1	4	0	.500	0	0	0-1
13	Drew Wharton	.273	3-3	11	4	3	0	0	1	1	6	.545	2	0	3	1	.385	0	0	0-0
8	Logan Davidson	.267	3-3	15	3	4	1	0	2	7	11	.733	1	0	5	0	.313	0	0	0-0
9	Jordan Greene	.200	3-3	10	3	2	0	0	0	4	2	.200	3	0	2	0	.385	0	0	0-0
5	Sam Hall	.125	3-3	8	4	1	1	0	0	0	2	.250	2	1	3	0	.364	0	1	0-0
25	Patrick Cromwell	.083	3-3	12	1	1	0	0	0	0	1	.083	1	0	4	0	.154	0	0	0-0
----- Others -----																				
12	Robert Jolly	.500	2-0	2	0	1	0	0	0	0	1	.500	0	0	0	0	.500	0	0	0-0
17	Justin Hawkins	.250	2-2	4	1	1	1	0	0	1	2	.500	2	0	2	0	.429	1	0	0-0
4	Grayson Byrd	.000	3-1	4	0	0	0	0	0	0	0	.000	1	0	3	0	.200	0	0	0-0
11	Adam Renwick	-----	1-0	0	1	0	0	0	0	0	0	-----	0	0	0	0	-----	0	0	0-0
22	Sam Weatherly	-----	1-0	0	0	0	0	0	0	0	0	-----	0	0	0	0	-----	0	0	0-0
CLEMSON		.307	3-3	101	32	31	8	0	7	29	60	.594	21	2	30	2	.432	1	1	0-1
OPPONENTS		.242	3-3	91	10	22	5	1	3	9	38	.418	15	1	19	3	.352	1	2	1-2

LOB - Team (22), Opp (25). DPs turned - Team (4), Opp (2). IBB - Team (0), Opp (0).

#	Player	ERA	W-L	APP	GS	CG	SHO/CBO	SV	IP	H	R	*ER	BB	SO	AB	O/BA	WP	HBP	BK
35	Ryan Miller	0.00	1-0	1	0	0	0/0	0	4.0	4	0	0	0	3	16	.250	0	0	0
19	Brooks Crawford	1.80	0-0	1	1	0	0/0	0	5.0	3	1	1	3	3	15	.200	0	0	0
24	Jake Higginbotham	4.26	0-0	1	1	0	0/0	0	6.1	4	3	3	3	5	21	.190	0	0	0
----- Others -----																			
45	Holt Jones	0.00	0-0	1	0	0	0/0	0	1.1	1	0	0	2	0	5	.200	0	0	0
37	Ryne Huggins	0.00	0-0	1	0	0	0/0	0	1.0	0	0	0	0	1	3	.000	0	0	0
20	Mat Clark	3.38	1-0	1	0	0	0/0	0	2.2	3	1	1	1	2	12	.250	1	0	0
44	Ryley Gilliam	4.50	0-1	1	0	0	0/0	0	2.0	2	1	1	3	3	8	.250	0	1	0
29	Spencer Strider	13.50	0-0	1	1	0	0/0	0	2.0	4	3	3	2	2	8	.500	1	0	0
23	Carson Spiers	13.50	0-0	1	0	0	0/0	0	0.2	1	1	1	1	0	3	.333	1	0	0
CLEMSON		3.60	2-1	3	3	0	0/0	0	25.0	22	10	10	15	19	91	.242	3	1	0
OPPONENTS		11.25	1-2	3	3	0	0/0	0	24.0	31	32	30	21	30	101	.307	8	2	0

PB - Team (0), Opp (1). Pickoffs - Team (0), Opp (0). IBB - Team (0), Opp (0). * - Clemson had no team unearned runs

Note: **Bold** denotes returning player.

NCAA TOURNAMENT

#	Player	Avg	GP-GS	AB	R	H	2B	3B	HR	RBI	TB	Sig%	BB	HP	SO	GDP	OB%	SF	SH	SB-SBA
10	Kyle Wilkie	.438	4-4	16	2	7	1	0	1	5	11	.688	2	0	3	1	.500	0	0	1-1
13	Drew Wharton	.400	4-4	15	5	6	0	0	0	3	6	.400	3	0	5	1	.500	0	0	1-1
27	Chris Williams	.385	4-4	13	3	5	1	0	1	6	9	.692	5	0	4	0	.556	0	0	0-1
9	Jordan Greene	.267	4-4	15	1	4	1	0	0	1	5	.333	2	0	6	0	.353	0	1	0-0
8	Logan Davidson	.200	4-4	15	3	3	1	0	0	1	4	.267	4	0	6	0	.368	0	0	0-0
28	Seth Beer	.118	4-4	17	4	2	0	0	2	2	8	.471	2	1	5	1	.250	0	0	0-0
----- Others -----																				
4	Grayson Byrd	.286	4-1	7	0	2	0	0	0	0	2	.286	2	0	2	0	.444	0	0	0-0
5	Sam Hall	.286	3-3	7	2	2	1	0	0	0	3	.429	2	0	3	0	.444	0	0	2-2
17	Justin Hawkins	.286	3-3	7	0	2	1	0	0	1	3	.429	1	0	2	0	.375	0	0	0-0
12	Robert Jolly	.200	2-1	5	0	1	0	0	0	0	1	.200	0	0	0	0	.200	0	0	0-0
11	Adam Renwick	.000	1-0	1	0	0	0	0	0	0	0	.000	0	0	1	0	.000	0	0	0-0
25	Patrick Cromwell	.000	4-2	8	0	0	0	0	0	0	0	.000	0	1	2	0	.111	0	1	0-0
1	Kier Meredith	.000	3-2	8	2	0	0	0	0	1	0	.000	1	1	4	0	.200	0	0	0-0
CLEMSON		.254	4-4	134	22	34	6	0	4	20	52	.388	24	3	43	3	.379	0	2	4-5
OPPONENTS		.325	4-4	157	34	51	5	1	14	32	100	.637	18	1	31	4	.398	0	0	3-3

LOB - Team (32), Opp (34). DPs turned - Team (4), Opp (5). IBB - Team (0), Opp (0).

#	Player	ERA	W-L	APP	GS	CG	SHO/CBO	SV	IP	H	R	*ER	BB	SO	AB	O/BA	WP	HBP	BK
23	Carson Spiers	0.00	0-0	2	0	0	0/0	0	4.0	1	0	0	1	5	13	.077	0	0	0
19	Brooks Crawford	1.69	0-0	1	1	0	0/0	0	5.1	3	3	1	2	2	20	.150	0	0	0
35	Ryan Miller	3.38	1-0	2	0	0	0/0	0	8.0	12	3	3	2	6	33	.364	1	0	0
----- Others -----																			
20	Mat Clark	0.00	0-0	2	0	0	0/0	0	1.2	2	0	0	0	2	7	.286	0	0	0
40	Owen Griffith	6.75	0-0	1	0	0	0/0	0	2.2	2	2	2	3	7	10	.200	3	0	0
24	Jake Higginbotham	8.10	0-0	1	1	0	0/0	0	3.1	5	3	3	2	1	14	.357	0	1	0
44	Ryley Gilliam	9.00	1-0	3	0	0	0/0	0	2.0	3	2	2	0	1	9	.333	0	0	0
32	Jacob Hennessy	11.57	0-0	1	1	0	0/0	0	2.1	4	3	3	0	3	11	.364	0	0	0
22	Sam Weatherly	16.20	0-0	1	0	0	0/0	0	1.2	6	3	3	2	0	11	.545	3	0	0
39	Travis Marr	18.00	0-1	2	0	0	0/0	0	2.0	4	4	4	2	3	10	.400	0	0	0
29	Spencer Strider	19.29	0-1	1	1	0	0/0	0	2.1	4	5	5	3	1	11	.364	1	0	0
37	Ryne Huggins	54.00	0-0	1	0	0	0/0	0	0.2	4	4	4	0	0	7	.571	0	0	0
47	Alex Schnell	-----	0-0	1	0	0	0/0	0	0.0	1	2	2	1	0	1	1.000	0	0	0
	CLEMSON	8.00	2-2	4	4	0	0/0	0	36.0	51	34	32	18	31	157	.325	8	1	0
	OPPONENTS	5.20	2-2	4	4	0	0/0	0	36.1	34	22	21	24	43	134	.254	6	3	0

PB - Team (1), Wilkie 1, Opp (3). Pickoffs - Team (0), Opp (1). IBB - Team (0), Opp (0). * - Clemson had no team unearned runs

Note: **Bold** denotes returning player.

2018 SUPERLATIVES

TEAM

At-Bats	44	vs. Miami (Fla.)^ , 4-13
	44	vs. Pittsburgh , 5-17
Runs	21	vs. Notre Dame *, 5-23
Scoring Margin	+17	vs. Notre Dame *, 5-23
Runs in Inning	17	vs. Notre Dame *, 5-23 (4th)
Hits	18	vs. Dallas Baptist , 2-23
	18	vs. Pittsburgh , 5-17
Batting Average	.472	vs. Notre Dame *, 5-23
RBI's	18	vs. Notre Dame *, 5-23
Doubles	6	vs. Notre Dame *, 5-23
Triples	1	vs. South Carolina , 3-4
	1	vs. Notre Dame , 4-7
Home Runs	6	vs. Pittsburgh , 5-17
Extra Base Hits	10	vs. Pittsburgh , 5-17
	10	vs. Notre Dame *, 5-23
Total Bases	40	vs. Pittsburgh , 5-17
Slugging Percentage	.972	vs. Notre Dame *, 5-23
Walks By Clemson Batters	12	vs. Presbyterian College , 4-25
Runners Left on Base	12	vs. Notre Dame , 4-7
	12	vs. Presbyterian College , 4-25
Sacrifice Bunts	2	vs. many (5)
Sacrifice Flies	2	vs. many (3)
Hit-By-Pitch	4	vs. Wake Forest , 4-20
	4	vs. Presbyterian College , 4-25
Stolen Bases	6	vs. Presbyterian College , 4-25
Stolen Base Attempts	6	vs. Presbyterian College , 4-25
Putouts	39	vs. Florida State °, 5-5
Assists	16	vs. Winthrop *, 2-27
	16	vs. Miami (Fla.)^ , 4-13
Double Plays Turned	2	vs. many (7), many times (9)
Errors	5	vs. NC State , 3-16
Longest Game	4:35	vs. Miami (Fla.)^ , 4-13
Shortest Game	2:26	vs. Charleston Southern , 3-13
Innings Pitched	13.0	vs. Florida State °, 5-5
Strikeouts By Clemson Pitchers	15	vs. William & Mary *, 2-16

INDIVIDUAL

At-Bats	7	by Kier Meredith vs. Miami (Fla.)⁶, 4-13
Runs	4	by many (5), many times (7)
Hits	4	by Chris Williams vs. Dallas Baptist, 2-23
	4	by Seth Beer vs. Pittsburgh, 5-17
RBIs	7	by Logan Davidson vs. Notre Dame ⁷ , 5-23
Doubles	2	by many (5), many times (7)
Triples	1	by Drew Wharton vs. South Carolina, 3-4
	1	by Kier Meredith vs. Notre Dame, 4-7
Home Runs	3	by Grayson Byrd vs. Charleston Southern, 3-13
Extra Base Hits	3	by many (5)
Total Bases	12	by Grayson Byrd vs. Charleston Southern, 3-13
Walks By Clemson Batters	4	by Logan Davidson vs. Furman, 3-27
Sacrifice Bunts	2	by Robert Jolly vs. William & Mary, 2-17
Sacrifice Flies	1	by many (10), many times (22)
Hit-By-Pitch	2	by Kier Meredith vs. many (3)
	2	by Seth Beer vs. Austin Peay, 5-12
Stolen Bases	2	by many (4), many times (6)
Stolen Base Attempts	2	by many (4), many times (7)
Putouts	16	by Kyle Wilkie vs. William & Mary, 2-17
Assists	9	by Logan Davidson vs. William & Mary⁸, 2-16
Errors	2	by many (4)
Innings Pitched	7.1	by Jacob Hennessy vs. Louisville, 3-23
	7.1	by Jake Higginbotham vs. Miami (Fla.), 4-14
Strikeouts By Clemson Pitchers	10	by Brooks Crawford vs. Austin Peay, 5-12

⁷ - seven-inning game; ^{*} - 10-inning game; [^] - 12-inning game; ^o - 13-inning game; Note: **Bold** denotes a Clemson home game.

2018 HOME RUNS

#	Player ^(#)	Opponent (Date)	Inn.	Outs	^H A/ ^R
1.	Beer ⁽¹⁾	William & Mary (2-17)	3	2	1 R
2.	Williams ⁽¹⁾	Furman (2-20)	5	1	3 R
3.	Hawkins ⁽¹⁾	Furman (2-20)	7	2	2 L
4.	Wharton ⁽¹⁾	Dallas Baptist (2-23)	2	0	1 R
5.	Williams ⁽²⁾	Dallas Baptist (2-23)	5	1	2 R
6.	Wharton ⁽²⁾	Dallas Baptist (2-24) ⁽¹⁾	2	0	3 L
7.	Teodosio ⁽¹⁾	Dallas Baptist (2-24) ⁽¹⁾	2	1	1 L
8.	Wharton ⁽³⁾	Dallas Baptist (2-24) ⁽¹⁾	3	1	3 R
9.	Beer ⁽²⁾	Dallas Baptist (2-24) ⁽²⁾	1	0	2 R
10.	Williams ⁽³⁾	Winthrop (2-27)	1	1	3 L
11.	Wharton ⁽⁴⁾	Winthrop (2-27)	1	2	1 L
12.	Cromwell ⁽¹⁾	Winthrop (2-27)	9	1	1 R
13.	Beer ⁽³⁾	South Carolina (3-2)	6	1	2 R
14.	Cromwell ⁽²⁾	South Carolina (3-4)	1	2	1 L
15.	Davidson ⁽¹⁾	South Carolina (3-4)	6	0	1 R
16.	Hawkins ⁽²⁾	Wofford (3-6)	6	2	1 R
17.	Davidson ⁽²⁾	Wofford (3-6)	7	1	1 R
18.	Beer ⁽⁴⁾	* Georgia Tech (3-9)	1	1	1 R
19.	Teodosio ⁽²⁾	* Georgia Tech (3-9)	3	0	1 R
20.	Beer ⁽⁵⁾	* Georgia Tech (3-10) ⁽¹⁾	8	0	1 L
21.	Beer ⁽⁶⁾	* Georgia Tech (3-10) ⁽²⁾	3	2	2 R
22.	Williams ⁽⁴⁾	* Georgia Tech (3-10) ⁽²⁾	4	0	1 R
23.	Teodosio ⁽³⁾	* Georgia Tech (3-10) ⁽²⁾	7	0	1 L
24.	Byrd ⁽¹⁾	Charleston Southern (3-13)	2	2	1 L
25.	Byrd ⁽²⁾	Charleston Southern (3-13)	4	2	3 L
26.	Byrd ⁽³⁾	Charleston Southern (3-13)	7	0	1 R
27.	Davidson ⁽³⁾	* NC State (3-18)	1	0	1 L
28.	Jolly ⁽¹⁾	Coastal Carolina (3-20)	2	0	1 R
29.	Williams ⁽⁵⁾	Coastal Carolina (3-20)	8	1	3 R
30.	Beer ⁽⁷⁾	°Furman (3-27)	4	2	4 L
31.	Williams ⁽⁶⁾	°Furman (3-27)	7	0	2 R
32.	Beer ⁽⁸⁾	* Boston College (3-29)	8	2	3 R
33.	Beer ⁽⁹⁾	* Boston College (3-30)	6	1	1 R
34.	Beer ⁽¹⁰⁾	* Boston College (3-31)	5	0	1 L
35.	Greene ⁽¹⁾	* Boston College (3-31)	7	0	1 L
36.	Williams ⁽⁷⁾	Coastal Carolina (4-3)	2	0	1 R
37.	Greene ⁽²⁾	Coastal Carolina (4-3)	5	1	2 L
38.	Davidson ⁽⁴⁾	Coastal Carolina (4-3)	5	1	1 L
39.	Byrd ⁽⁴⁾	Coastal Carolina (4-3)	7	0	1 R
40.	Byrd ⁽⁵⁾	* Notre Dame (4-7)	5	1	1 L
41.	Greene ⁽³⁾	* Notre Dame (4-8) ⁽¹⁾	3	1	1 L
42.	Meredith ⁽¹⁾	* Notre Dame (4-8) ⁽¹⁾	3	1	1 L
43.	Wilkie ⁽¹⁾	* Notre Dame (4-8) ⁽¹⁾	6	0	1 L
44.	Wharton ⁽⁵⁾	% Georgia (4-10)	2	0	2 R
45.	Greene ⁽⁴⁾	% Georgia (4-10)	2	2	1 R
46.	Williams ⁽⁸⁾	* Miami (Fla.) (4-13)	1	0	4 L
47.	Cromwell ⁽³⁾	* Miami (Fla.) (4-13)	2	0	2 L
48.	Cromwell ⁽⁴⁾	* Miami (Fla.) (4-13)	8	1	2 L
49.	Williams ⁽⁹⁾	* Miami (Fla.) (4-14) ⁽²⁾	5	0	4 R
50.	Davidson ⁽⁵⁾	Georgia (4-17)	1	0	1 R
51.	Davidson ⁽⁶⁾	* Wake Forest (4-20)	8	1	1 L
52.	Williams ⁽¹⁰⁾	* Wake Forest (4-20)	8	2	1 L
53.	Williams ⁽¹¹⁾	* Wake Forest (4-22)	5	2	1 R
54.	Byrd ⁽⁶⁾	* Wake Forest (4-22)	5	2	1 R
55.	Wilkie ⁽²⁾	* Wake Forest (4-22)	8	0	1 L
56.	Wharton ⁽⁶⁾	* Wake Forest (4-22)	8	1	1 L
57.	Davidson ⁽⁷⁾	Kennesaw State (4-24)	1	0	2 L
58.	Wilkie ⁽³⁾	Kennesaw State (4-24)	3	0	1 R
59.	Byrd ⁽⁷⁾	Presbyterian College (4-25)	3	1	3 L
60.	Wilkie ⁽⁴⁾	Presbyterian College (4-25)	3	1	1 R
61.	Beer ⁽¹¹⁾	Presbyterian College (4-25)	6	1	3 L
62.	Beer ⁽¹²⁾	* Virginia (4-27)	3	2	1 R
63.	Davidson ⁽⁸⁾	* Virginia (4-28)	1	0	1 L
64.	Williams ⁽¹²⁾	* Virginia (4-28)	4	0	1 L
65.	Teodosio ⁽⁴⁾	* Virginia (4-28)	5	1	2 L
66.	Cromwell ⁽⁵⁾	* Virginia (4-29)	3	0	1 R
67.	Hall ⁽¹⁾	* Virginia (4-29)	4	0	1 R
68.	Williams ⁽¹³⁾	* Virginia (4-29)	6	2	2 L
69.	Byrd ⁽⁸⁾	* Florida State (5-6)	3	0	3 R
70.	Williams ⁽¹⁴⁾	* Florida State (5-6)	4	1	1 R
71.	Beer ⁽¹³⁾	* Florida State (5-6)	5	2	1 R
72.	Davidson ⁽⁹⁾	* Florida State (5-7)	3	0	2 R
73.	Beer ⁽¹⁴⁾	* Florida State (5-7)	7	2	2 L
74.	Greene ⁽⁵⁾	* Florida State (5-7)	9	1	1 R
75.	Davidson ⁽¹⁰⁾	Western Carolina (5-9)	2	1	2 L
76.	Beer ⁽¹⁵⁾	Western Carolina (5-9)	4	2	2 L
77.	Beer ⁽¹⁶⁾	Austin Peay (5-11)	3	1	2 L
78.	Davidson ⁽¹¹⁾	Austin Peay (5-12)	1	0	1 L
79.	Byrd ⁽⁹⁾	Austin Peay (5-13)	11	0	1 L
80.	Cromwell ⁽⁶⁾	* Pittsburgh (5-17)	3	1	2 R
81.	Davidson ⁽¹²⁾	* Pittsburgh (5-17)	6	0	1 L
82.	Davidson ⁽¹³⁾	* Pittsburgh (5-17)	7	1	2 R
83.	Cromwell ⁽⁷⁾	* Pittsburgh (5-17)	8	1	1 R
84.	Hall ⁽²⁾	* Pittsburgh (5-17)	9	0	1 R
85.	Beer ⁽¹⁷⁾	* Pittsburgh (5-17)	9	2	2 R
86.	Beer ⁽¹⁸⁾	* Pittsburgh (5-18)	8	0	1 R
87.	Beer ⁽¹⁹⁾	* Pittsburgh (5-19)	6	0	1 R
88.	Davidson ⁽¹⁴⁾	+ Notre Dame (5-23)	4	1	2 R
89.	Beer ⁽²⁰⁾	+ Notre Dame (5-23)	4	1	2 R
90.	Davidson ⁽¹⁵⁾	+ Notre Dame (5-23)	4	2	4 L
91.	Williams ⁽¹⁵⁾	+ Notre Dame (5-23)	4	2	3 L
92.	Wharton ⁽⁷⁾	+ Miami (Fla.) (5-24)	6	0	1 L
93.	Williams ⁽¹⁶⁾	+ Miami (Fla.) (5-24)	6	2	3 R
94.	Williams ⁽¹⁷⁾	+ Florida State (5-26)	4	0	3 R
95.	Beer ⁽²¹⁾	\$ Morehead State (6-1)	5	2	1 L
96.	Beer ⁽²²⁾	\$ St. John's (6-3)	4	1	1 L
97.	Williams ⁽¹⁸⁾	\$ Vanderbilt (6-3)	4	2	2 R
98.	Wilkie ⁽⁵⁾	\$ Vanderbilt (6-3)	6	0	2 R

* - ACC regular-season game; + - ACC Tournament at Durham, N.C.; \$ - NCAA Regional at Clemson, S.C.; ° - Greenville, S.C. (Furor Field); % - North Augusta, S.C.; ^ - pitcher throws; H - 1... solo, 2...2-run, 3...3-run, 4...grand slam; Note: **Bold** denotes a Clemson home game.

* - ACC regular-season game; + - ACC Tournament at Durham, N.C.; \$ - NCAA Regional at Clemson, S.C.; ° - Greenville, S.C. (Fluor Field); % - North Augusta, S.C.; ^ - pitcher throws; # - 1... solo, 2...2-run, 3...3-run, 4...grand slam; Note: **Bold** denotes a Clemson home game.

2018 INDIVIDUAL GAME-BY-GAME BATTING STATS

		BEER	BYRD	CROMWELL	DAVIDSON	DONATHAN	GREENE	HALL	HAWKINS	JOLLY	MEREDITH	TEODOSIO	WHARTON	WILKIE	WILLIAMS
Date	Opponent	AB-R-H-RBI	AB-R-H-RBI	AB-R-H-RBI	AB-R-H-RBI	AB-R-H-RBI	AB-R-H-RBI	AB-R-H-RBI	AB-R-H-RBI	AB-R-H-RBI	AB-R-H-RBI	AB-R-H-RBI	AB-R-H-RBI	AB-R-H-RBI	AB-R-H-RBI
2-16	William & Mary	*3-1-1-0	*3-0-0-0	2-0-0-0	*5-0-2-0	-----	*2-0-0-0	0-1-0-0	-----	*4-0-1-2	-----	*4-2-2-0	*3-0-0-1	*3-0-0-0	*4-1-2-1
2-17	William & Mary	*4-2-2-1	*3-1-0-0	*3-0-2-3	*4-0-1-1	-----	-----	-----	-----	*1-0-0-0	-----	*3-1-0-0	*5-0-0-1	*1-1-0-0	*3-2-1-0
2-18	William & Mary	*1-1-0-0	2-0-1-0	*3-0-1-0	*4-0-0-0	0-0-0-0	*2-0-0-0	-----	*1-0-0-1	*3-0-2-0	-----	0-0-0-0	*3-0-0-1	*4-0-1-0	*4-1-1-0
2-20	Furman	*3-2-2-1	*3-0-0-0	*4-2-3-0	*5-2-1-0	*3-0-1-1	1-0-0-0	1-0-0-0	1-1-1-2	*2-2-2-1	-----	*4-0-1-1	0-0-0-0	*4-1-0-0	*4-2-2-6
2-23	Dallas Baptist	*5-0-1-0	*5-0-2-2	*3-4-2-0	*4-1-1-0	1-0-0-0	-----	-----	1-0-0-0	*4-2-3-3	-----	*4-0-2-0	*4-1-3-2	*4-0-0-0	*4-4-4-4
2-24	Dallas Baptist ⁽¹⁾	*4-1-0-0	1-0-0-0	*3-1-0-0	*3-0-1-1	-----	-----	-----	*3-0-0-0	*4-2-2-1	-----	*3-1-1-1	*4-2-2-6	*3-1-1-0	*4-1-0-0
2-24	Dallas Baptist ⁽²⁾	*3-1-1-2	*3-0-1-0	*2-0-0-0	*4-2-1-0	-----	-----	-----	-----	*2-0-0-0	-----	*1-0-0-0	*3-0-1-0	*3-0-0-0	*3-0-0-1
2-27	Winthrop	*4-0-0-0	*5-1-2-1	*4-2-1-1	*2-1-0-0	-----	-----	-----	-----	*5-0-1-0	-----	*4-0-0-0	*4-3-2-2	*5-0-2-2	*5-2-2-3
3- 2	South Carolina	*4-1-1-2	*3-0-0-0	*4-0-0-0	*1-1-0-0	-----	0-0-0-0	-----	-----	*4-0-0-0	-----	*2-0-0-0	*4-0-0-0	*2-0-0-0	*4-0-1-0
3- 3	# South Carolina	*2-0-1-1	*3-1-0-0	*4-0-1-2	*2-1-1-0	-----	0-0-0-0	-----	-----	*3-1-1-0	-----	*3-1-0-0	*3-1-1-0	*4-0-2-2	*3-0-0-0
3- 4	South Carolina	*3-1-1-0	-----	*5-2-3-3	*3-3-2-2	-----	1-0-0-0	-----	*3-1-2-0	*3-1-0-1	-----	*4-0-0-0	*5-0-1-1	*4-0-0-0	*4-0-2-1
3- 6	Wofford	*4-1-1-0	-----	*1-2-1-0	*4-1-2-1	-----	-----	-----	*3-1-1-2	*4-0-1-0	-----	*4-0-0-0	*2-0-0-2	*4-0-0-0	*3-1-0-0
3- 7	# Michigan State	*5-1-1-1	*3-0-0-1	*2-1-0-0	*5-1-2-2	-----	-----	-----	*3-2-1-1	*3-1-0-1	-----	0-0-0-0	*3-1-0-1	*3-1-2-1	*5-1-2-1
3- 9	* Georgia Tech	*4-1-2-1	*3-0-1-0	*4-0-1-1	*3-1-1-0	-----	-----	-----	-----	*3-0-1-0	-----	*3-1-1-1	*4-0-0-0	*2-0-0-0	*3-0-0-0
3-10	* Georgia Tech ⁽¹⁾	*4-1-1-1	-----	*4-2-3-0	*4-0-1-0	-----	-----	-----	*4-0-0-0	*2-1-0-1	-----	*4-0-0-0	*4-1-2-2	*3-0-1-0	*4-2-3-0
3-10	* Georgia Tech ⁽²⁾	*3-3-1-2	*5-2-3-2	*3-1-1-1	*5-1-1-3	-----	1-1-1-0	-----	*2-1-0-0	*4-1-1-1	-----	*5-2-2-2	*3-0-0-0	-----	*4-1-2-2
3-13	Charleston Southern	*2-1-0-0	*4-3-3-5	*4-0-0-0	*4-0-0-0	-----	0-0-0-0	-----	*2-0-0-0	-----	-----	*3-0-0-0	*4-0-1-0	0-0-0-0	*3-1-0-0
3-16	* NC State	*4-0-0-0	*4-0-2-0	*3-0-0-0	*4-0-1-0	0-0-0-0	-----	-----	1-0-0-0	*3-0-0-0	-----	*2-0-0-0	*4-0-1-0	*3-0-1-0	*3-0-1-0
3-17	* NC State	*3-1-1-0	*3-0-1-0	*5-0-0-0	*5-0-1-0	*3-0-0-0	-----	-----	-----	*2-0-2-0	-----	*2-0-0-0	*3-0-1-0	*4-0-2-1	*3-0-1-0
3-18	* NC State	*2-0-0-0	*4-2-2-1	*3-0-1-0	*3-1-1-1	-----	1-0-0-0	-----	*1-0-0-0	*4-0-0-0	-----	-----	*3-1-0-0	*3-0-1-2	*4-0-0-0
3-20	Coastal Carolina	*3-1-1-0	*4-0-0-0	*4-1-1-1	*4-1-1-0	-----	-----	-----	1-0-0-0	*2-1-1-1	-----	-----	*4-0-1-0	*4-0-0-0	*4-1-1-3
3-23	* Louisville	*4-0-0-0	*4-0-0-0	*4-0-0-0	*2-0-0-0	-----	-----	-----	*4-1-1-0	-----	-----	*4-0-0-0	*4-1-3-1	*4-0-2-2	*3-1-0-0
3-25	* Louisville ⁽¹⁾	*4-0-0-0	-----	*5-0-0-0	*3-1-2-0	-----	*3-1-1-0	-----	-----	*4-0-1-0	-----	*3-1-0-0	*4-0-1-2	*2-0-0-0	*4-1-1-2
3-25	* Louisville ⁽²⁾	*4-0-1-0	1-0-0-0	1-0-0-0	*4-0-0-0	-----	*2-0-1-1	-----	*2-0-0-0	*4-0-0-0	-----	*2-0-1-0	*3-1-1-0	*3-0-0-0	*4-0-0-0
3-27	# Furman	*3-2-3-5	-----	*4-1-1-1	*1-2-1-0	-----	*5-1-1-0	-----	-----	*4-1-1-0	-----	1-0-0-0	*5-0-0-0	1-0-1-0	*5-1-1-2
3-29	* Boston College	*3-2-2-4	*3-0-0-0	*5-1-2-0	*4-1-1-1	-----	*2-3-1-0	-----	-----	*4-0-1-3	-----	0-0-0-0	*4-0-0-0	*2-1-1-0	*4-1-1-2
3-30	* Boston College	*4-2-2-1	-----	*4-1-0-0	*4-1-0-0	*2-0-1-0	*3-0-0-0	-----	-----	*4-1-3-1	-----	0-1-0-0	*4-1-1-2	*5-0-3-3	*2-2-0-0
3-31	* Boston College	*3-1-1-2	-----	*3-1-1-0	*4-2-2-0	-----	*3-2-2-1	-----	-----	*3-0-0-0	-----	1-0-1-2	*4-1-1-0	*2-1-0-0	*4-0-1-1
4- 3	Coastal Carolina	*3-0-1-1	*4-1-1-1	*3-0-0-0	*2-1-1-1	-----	*4-2-2-2	-----	-----	*2-0-0-0	-----	0-0-0-0	*3-0-0-0	*2-1-0-0	*4-1-1-1
4- 7	* Notre Dame	*4-0-2-0	*3-2-2-1	*3-0-0-0	*3-0-0-0	-----	*3-0-0-1	0-0-0-0	-----	-----	*3-0-2-0	-----	*4-0-1-0	*3-0-0-0	*5-0-1-0
4- 8	* Notre Dame ⁽¹⁾	*4-1-0-0	*1-1-0-0	*2-0-0-0	*5-0-1-0	-----	*3-1-2-3	-----	-----	*4-0-0-0	-----	*2-1-1-1	*4-0-2-1	*3-2-1-1	*4-0-0-0
4- 8	* Notre Dame ⁽²⁾	*4-1-1-0	-----	*4-1-2-0	*3-2-1-0	-----	*3-1-1-0	-----	-----	*3-0-0-0	*5-0-1-1	-----	*4-0-0-0	*2-0-0-0	*4-0-2-2
4-10	^ Georgia	*3-0-1-0	-----	*4-0-0-0	*4-0-0-0	-----	*3-1-1-1	-----	-----	*3-1-2-0	*2-0-0-0	-----	*4-1-2-2	*4-0-1-0	*4-0-0-0
4-13	* Miami (Fla.)	*6-2-2-0	-----	*5-2-3-4	*6-0-0-0	2-0-1-0	*3-2-1-0	0-1-0-0	-----	*3-0-0-0	*7-1-1-0	-----	*5-0-1-2	*3-1-0-0	*4-2-1-4
4-14	* Miami (Fla.) ⁽¹⁾	*4-0-2-0	-----	*4-1-2-0	*4-0-1-0	-----	*4-0-0-0	-----	-----	*4-0-0-0	-----	*1-0-0-0	*4-0-0-0	*3-0-1-1	*4-0-0-0
4-14	* Miami (Fla.) ⁽²⁾	*2-1-0-0	-----	*4-0-1-0	*4-1-1-2	-----	*5-1-1-2	-----	-----	*4-0-1-0	-----	*3-1-0-0	*4-1-1-0	*3-2-2-0	*3-1-1-4
4-17	Georgia	*3-0-0-0	1-0-0-0	*4-0-1-0	*3-1-1-1	-----	*4-0-0-0	-----	-----	*3-0-0-0	*3-0-1-0	-----	*4-0-0-0	*4-0-1-0	*3-0-0-0
4-20	* Wake Forest	*5-0-2-2	*3-1-1-1	*4-1-0-0	*4-2-2-1	-----	*5-0-1-0	-----	-----	-----	*2-1-0-1	0-0-0-0	*3-1-1-0	*5-0-3-1	*4-1-1-1
4-21	* Wake Forest	*4-1-2-1	*4-0-1-0	*4-0-1-0	*3-1-0-0	-----	*3-1-0-0	-----	-----	-----	*3-1-2-0	1-0-0-0	*4-0-0-0	*4-0-1-1	*3-0-0-1
4-22	* Wake Forest	*4-0-1-0	*4-2-2-1	*4-1-0-0	*5-0-1-1	-----	*2-1-1-1	-----	-----	-----	*3-0-0-0	1-0-0-0	*4-1-3-1	*5-2-2-3	*5-2-2-1
4-24	Kennesaw State	*4-1-0-0	*4-1-1-0	*2-2-2-1	*4-1-2-4	-----	*2-0-1-0	-----	-----	0-0-0-0	*3-2-0-1	0-0-0-0	*3-1-2-2	*4-1-2-1	*5-0-1-0
4-25	Presbyterian College	*4-2-1-3	*3-1-1-4	-----	*4-4-2-1	1-0-0-0	*3-2-1-1	*4-1-2-1	0-0-0-0	*4-0-0-0	-----	0-0-0-0	*3-1-2-0	*2-2-2-3	*4-1-1-0
4-27	* Virginia	*2-1-1-1	*4-1-1-0	-----	*5-0-2-0	-----	*5-0-0-0	*3-0-0-1	-----	*3-0-1-0	-----	1-0-1-0	*3-0-0-0	*4-1-2-1	*4-0-1-0
4-28	* Virginia	*4-0-1-0	*4-0-0-0	-----	*4-1-2-2	-----	*2-0-0-0	*4-2-2-0	-----	1-0-0-0	-----	*3-1-1-2	*4-0-0-0	*4-0-1-0	*3-1-2-1
4-29	* Virginia	*4-1-1-1	*4-0-1-0	*4-1-1-1	*5-3-3-0	-----	-----	*5-2-2-1	-----	-----	-----	*3-0-0-0	*3-0-0-0	*3-0-1-2	*4-2-2-4
5- 5	* Florida State	*6-0-0-0	*3-0-1-0	*3-0-0-0	*5-0-2-1	-----	*5-1-1-0	*1-0-0-0	-----	3-0-0-0	-----	-----	*4-0-1-1	*5-0-1-0	*5-1-0-0
5- 6	* Florida State	*4-3-2-1	*5-1-1-3	*4-1-2-2	*5-1-2-1	-----	-----	*4-1-1-1	-----	*2-1-1-1	-----	-----	*5-1-1-0	*4-1-1-0	*3-2-2-1
5- 7	* Florida State	*4-1-1-2	*4-0-0-0	*4-0-0-0	*4-1-1-2	-----	2-1-1-1	*4-0-1-0	-----	*2-1-1-0	-----	-----	*4-0-1-0	*3-1-2-0	*2-0-1-0
5- 9	Western Carolina	*4-2-2-2	*3-1-1-0	*3-0-0-0	*5-1-1-2	-----	*4-1-1-2	*3-2-2-1	-----	-----	-----	-----	*3-1-1-0	*5-2-3-1	*5-0-1-2
5-11	Austin Peay	*4-1-2-2	*3-0-0-0	*4-0-0-0	*5-1-3-0	-----	*4-1-2-0	*5-0-1-1	1-0-0-0	-----	-----	-----	*3-0-1-0	*4-0-3-0	*5-0-0-0
5-12	Austin Peay	*2-1-0-0	*3-0-0-0	*4-1-1-0	*3-4-3-4	0-0-0-1	*2-2-0-0	*3-0-0-0	-----	1-0-0-0	-----	-----	*4-0-0-0	*3-1-2-1	*3-1-0-0
5-13	Austin Peay	*3-1-0-0	*4-1-2-2	-----	*4-0-1-0	-----	*3-1-1-0	*4-0-0-0	-----	*3-0-1-0	-----	-----	*1-0-0-0	*4-0-1-1	*3-0-0-0
5-15	Kennesaw State	*3-2-2-1	*4-0-0-1	-----	*5-1-2-0	*4-0-1-0	*2-2-0-0	*4-0-1-0	-----	-----	-----	-----	*5-0-2-2	*4-1-1-1	*4-1-1-1
5-17	* Pittsburgh	*5-3-4-4	-----	*5-2-3-4	*6-4-3-3	-----	*4-2-1-0	*5-1-1-1	-----	*4-0-0-0	-----	-----	*5-0-2-0	*6-2-2-1	*4-2-2-2
5-18	* Pittsburgh	*1-2-1-1	-----	*3-0-0-1	*5-0-0-0	-----	*2-0-1-0	*3-0-0-0	-----	*4-0-0-0	-----	-----	*4-0-1-2	*4-1-1-0	*3-1-1-0
5-19	* Pittsburgh	*3-1-2-2	-----	*4-0-0-0	*5-0-1-0	*3-0-1-0	*3-1-1-0	*3-1-1-0	-----	-----	-----	-----	*4-0-2-0	*4-2-1-0	*4-0-1-2
5-23	+ Notre Dame	*6-3-3-2	0-0-0-0	*4-1-1-0	*6-2-3-7	-----	*4-2-1-3	*1-4-1-0	*2-1-1-1	1-0-0-0	-----	-----	*4-2-1-0	*5-2-3-1	*3-4-3-4
5-24	+ Miami (Fla.)	*3-1-2-1	1-0-0-0	*4-0-0-0	*5-1-1-0	-----	*3-1-1-1	*3-0-0-0	*2-0-0-0	-----	-----	-----	*4-2-2-1	*5-1-2-1	*2-1-1-3
5-26	+ Florida State	*2-1-0-1	*3-0-0-0	*4-0-0-0	*4-0-0-0	-----	*3-0-0-0	*4-0-0-0	-----	1-0-1-0	-----	-----	*3-0-0-0	*4-1-1-0	*5-1-3-3
6- 1	\$ Morehead State	*5-1-1-1	1-0-0-0	*4-0-0-0	*4-0-0-0	-----	*4-1-2-1	*2-0-1-0	*4-0-2-1	1-0-0-0	-----	-----	*4-2-2-0	*4-0-2-1	*3-0-1-0
6- 2	\$ Vanderbilt	*4-1-0-0	1-0-0-0	*3-0-0-0	*4-1-3-1	-----	*3-0-0-0	*2-1-0-0	*2-0-0-0	-----	1-0-0-0	-----	*3-0-1-1	*4-0-1-0	*3-0-1-1
6- 3	\$ St. John's	*3-2-1-1	1-0-0-0	0-0-0-0	*4-1-0-0	-----	*4-0-2-0	*3-1-1-0	*1-0-0-0	-----	*4-1-0-0	-----	*4-2-2-2	*5-1-2-2	*4-1-1-2
6- 3	\$ Vanderbilt	*5-0-0-0	*4-0-2-0	1-0-0-0	*3-1-0-0	-----	*4-0-0-0	-----	-----	*4-0-1-0	*3-1-0-1	-----	*4-1-1-0	*3-1-2-2	*3-2-2-3

* - ACC regular-season game; # - Greenville, S.C. (Fluor Field); ^ - North Augusta, S.C.; + - ACC Tournament at Durham, N.C.; \$ - NCAA Regional at Clemson, S.C.; • - start; Note: **Bold** denotes a Clemson home game.

CAREER INDIVIDUAL GAME-BY-GAME PITCHING STATS

#48 BRYCE BOWEN, LHP/1B

2018 • FR.

Date	Opponent	IP	H	R	ER	BB	SO	Dec
2-23	Dallas Baptist	0.1	0	1	0	1	0	

#20 MAT CLARK, LHP

2018 • *FR.

Date	Opponent	IP	H	R	ER	BB	SO	Dec
2-17	William & Mary	0.1	1	0	0	0	1	
2-23	Dallas Baptist	1.0	1	0	0	0	3	
2-27	Winthrop	^0.2	0	0	0	0	2	W
3- 2	South Carolina	0.1	0	0	0	0	0	
3- 3	# South Carolina	0.1	0	0	0	0	0	W
3- 7	# Michigan State	1.1	4	1	1	0	1	
3-13	Charleston Southern	1.0	0	0	0	0	1	
3-17	*NC State	^2.2	1	1	1	2	2	
3-20	Coastal Carolina	0.1	0	0	0	0	1	
3-23	*Louisville	0.0	1	0	0	0	0	
3-25	*Louisville ⁽¹⁾	0.0	0	0	0	1	0	
3-31	*Boston College	1.0	0	0	0	0	0	
4-25	Presbyterian College	1.1	0	0	0	0	3	
4-28	*Virginia	0.2	0	0	0	0	0	
5- 5	*Florida State	^0.1	0	0	0	0	0	
5-15	Kennesaw State	^5.2	5	2	1	0	5	W
5-23	+ Notre Dame	2.2	3	1	1	1	2	W
6- 1	\$ Morehead State	0.1	0	0	0	0	0	
6- 2	\$ Vanderbilt	1.1	2	0	0	0	2	

#19 BROOKS CRAWFORD, RHP

2016 • FR.

Date	Opponent	IP	H	R	ER	BB	SO	Dec
2-21	Maine	1.0	0	0	0	1	0	
2-28	James Madison	2.2	0	0	0	1	2	W
3- 4	South Carolina	2.0	3	0	0	1	2	
3- 9	Winthrop	1.0	1	0	0	0	0	
3-11	*Wake Forest	^1.2	1	0	0	0	1	
3-13	*Wake Forest	2.2	2	1	1	1	1	W
3-16	The Citadel	1.2	1	1	0	0	1	
3-19	*Boston College	^1.2	1	0	0	1	0	S
3-22	Presbyterian College	1.1	2	0	0	0	1	
3-26	*Miami (Fla.)	2.0	1	0	0	3	2	
3-29	# Furman	2.1	5	3	2	1	1	
4- 2	*Pittsburgh	1.2	3	4	4	2	2	
4- 5	Georgia	2.2	1	2	0	1	2	
4-12	Western Carolina	1.0	2	1	0	2	2	
4-16	*Louisville	^1.0	1	1	1	0	0	
4-22	*Georgia Tech ⁶	1.2	5	2	1	0	1	
4-30	*Florida State	^2.0	1	0	0	0	1	
5- 4	Furman	1.2	0	0	0	0	0	
5-10	College of Charleston	^3.2	4	2	2	0	2	
5-15	Georgia Southern	2.1	3	1	1	0	0	
5-17	Charleston Southern	0.0	0	0	0	1	0	
5-19	*Notre Dame	2.0	0	0	0	0	1	W
5-21	*Notre Dame	1.1	4	2	2	0	0	
5-29	+ Florida State	^3.0	4	5	5	3	1	
6- 3	\$ Western Carolina	^1.2	0	0	0	0	2	
6- 4	\$ Oklahoma State	1.0	0	0	0	1	1	

2017 • SO.

Date	Opponent	IP	H	R	ER	BB	SO	Dec
2-18	Wright State	1.0	1	1	0	0	1	
2-22	Western Carolina	1.1	2	0	0	0	3	W
2-24	Elon	^1.0	1	0	0	0	3	W
3- 3	South Carolina	^0.2	0	0	0	0	0	
3- 5	South Carolina	1.2	1	0	0	0	1	
3-11	*Notre Dame	^4.2	2	0	0	1	3	W
3-15	Yale	^1.2	2	1	1	0	1	W
3-17	*Virginia	0.1	1	0	0	0	0	
3-21	College of Charleston	0.2	0	0	0	1	0	
3-29	Winthrop	0.1	2	0	0	0	0	
4- 1	*Georgia Tech	2.1	0	0	0	1	2	
4- 9	*Virginia Tech	1.0	0	0	0	1	2	
4-11	Charleston Southern	0.2	1	0	0	1	1	
4-15	*Florida State	0.0	3	1	1	0	0	
4-22	*Wake Forest ⁽²⁾	0.1	2	1	1	1	0	
5-20	*NC State	^1.0	0	0	0	1	1	
6- 5	\$ Vanderbilt	3.1	2	0	0	0	4	

2018 • JR.

Date	Opponent	IP	H	R	ER	BB	SO	Dec
2-17	William & Mary	^4.0	5	2	2	0	4	
2-24	Dallas Baptist ⁽¹⁾	^5.0	3	0	0	0	5	W
3- 3	South Carolina	^4.2	3	1	1	3	3	
3-10	*Georgia Tech ⁽¹⁾	^4.0	6	1	1	1	0	
3-17	*NC State	^4.1	4	3	3	1	3	L
3-25	*Louisville ⁽¹⁾	^4.1	6	2	2	4	2	
3-30	*Boston College	^5.0	6	2	2	0	5	W
4- 8	*Notre Dame ⁽¹⁾	^7.0	5	1	1	1	1	W
4-14	*Miami (Fla.) ⁽¹⁾	^3.0	3	4	4	2	1	L
4-21	*Wake Forest	^7.0	5	3	3	0	5	W
4-28	*Virginia	^5.0	5	4	2	0	3	W
5- 6	*Florida State	^5.0	5	4	4	0	5	W
5-12	Austin Peay	^6.2	4	1	1	0	10	W
5-18	*Pittsburgh	^5.1	5	1	1	1	6	W
5-24	+ Miami (Fla.)	^5.0	3	1	1	3	3	
6- 1	\$ Morehead State	^5.1	3	3	1	2	2	

#44 RYLEY GILLIAM, RHP

2016 • FR.

Date	Opponent	IP	H	R	ER	BB	SO	Dec
2-20	Maine	^0.1	1	0	0	0	1	
2-28	James Madison	1.0	1	0	0	0	2	
3- 1	Wofford	0.2	0	0	0	0	0	
3- 9	Winthrop	0.0	0	0	0	0	0	
3-15	The Citadel	2.0	1	1	1	3	2	
3-30	Western Carolina	^6.1	6	4	3	3	2	W
4- 5	Georgia	0.2	0	0	0	1	0	
4-19	Georgia	^5.0	1	0	0	1	1	W
4-24	*Georgia Tech	^0.1	2	4	4	2	0	L
5- 1	*Florida State	2.0	1	0	0	0	1	
5- 4	Furman	^4.0	1	0	0	0	1	
5- 7	*NC State	^2.0	5	6	6	3	2	L
5-11	College of Charleston	1.0	0	0	0	0	0	
5-15	Georgia Southern	^5.2	5	3	3	3	4	W
5-29	+ Florida State	0.0	2	4	4	2	0	

2017 • SO.

Date	Opponent	IP	H	R	ER	BB	SO	Dec
2-18	Wright State	^2.0	1	0	0	0	4	
2-22	Western Carolina	^1.1	0	0	0	0	1	S
2-24	Elon	4.1	1	0	0	0	9	
3- 4	# South Carolina	^2.0	2	2	1	2	3	W
3- 5	South Carolina	1.1	0	0	0	2	1	
3-21	College of Charleston	^1.0	0	0	0	0	1	
3-26	** Boston College	^1.2	0	0	0	1	3	S
3-29	Winthrop	1.0	1	1	0	1	1	
4- 2	*Georgia Tech	^0.1	1	0	0	0	0	
4- 4	Georgia	^1.0	0	0	0	0	1	
4- 8	*Virginia Tech	^1.0	0	0	0	1	1	S
4- 9	*Virginia Tech	^1.0	1	0	0	0	1	
4-11	Charleston Southern	2.1	1	0	0	0	4	
4-15	*Florida State	^2.1	2	0	0	0	5	W
4-17	*Florida State	1.0	1	0	0	3	2	
4-21	*Wake Forest	0.2	1	0	0	2	0	
4-22	*Wake Forest ⁽²⁾	0.0	1	2	2	1	0	
4-25	College of Charleston	^0.1	0	0	0	0	1	
4-29	*North Carolina	0.0	2	2	2	0	0	L
5- 8	Nevada	^3.0	1	0	0	0	3	S
5-13	*Louisville	^1.2	4	1	1	0	1	
5-16	Coastal Carolina	^1.2	0	0	0	0	3	W
5-19	*NC State	1.0	1	0	0	0	3	
5-23	+ Duke	^1.2	2	0	0	1	2	
5-26	+ Virginia	^1.0	1	0	0	0	0	
6- 2	\$ UNC Greensboro	0.1	2	1	1	0	0	
6- 5	\$ Vanderbilt	0.0	3	3	3	0	0	

2018 • JR.

Date	Opponent	IP	H	R	ER	BB	SO	Dec
2-16	William & Mary	^1.0	0	0	0	0	3	W
2-18	William & Mary	^1.0	1	0	0	0	2	S
2-24	Dallas Baptist ⁽²⁾	^2.0	2	1	1	1	4	S
3- 2	South Carolina	^1.1	1	1	0	2	2	L
3- 4	South Carolina	^1.2	1	2	0	2	1	W
3- 7	# Michigan State	0.1	2	1	1	1	0	
3-13	Charleston Southern	0.2	0	0	0	0	0	
3-18	*NC State	^0.2	0	0	0	0	1	
3-25	*Louisville ⁽¹⁾	^1.1	0	0	0	0	3	S
3-27	# Furman	0.2	0	0	0	0	1	
3-31	*Boston College	^1.1	0	0	0	2	1	S
4- 8	*Notre Dame ⁽²⁾	^2.0	1	0	0	1	2	S
4-13	*Miami (Fla.)	1.2	1	0	0	2	4	
4-17	Georgia	^0.2	0	0	0	0	2	
4-21	*Wake Forest	^1.0	0	0	0	0	1	S
4-22	*Wake Forest	^2.2	1	0	0	1	5	S
4-27	*Virginia	^1.1	1	0	0	0	1	S
4-28	*Virginia	^1.1	0	0	0	0	0	S
4-29	*Virginia	^1.2	0	0	0	0	3	S
5- 5	*Florida State	4.0	3	1	1	4	7	L
5-13	Austin Peay	3.0	1	0	0	2	4	
5-18	*Pittsburgh	^1.0	1	0	0	0	1	S
5-19	*Pittsburgh	2.0	1	0	0	1	2	
5-26	+ Florida State	^2.0	2	1	1	3	3	L
6- 1	\$ Morehead State	^0.2	1	0	0	0	1	W
6- 3	\$ St. John's	^1.0	2	2	2	0	0	
6- 3	\$ Vanderbilt	^0.1	0	0	0	0	0	

CAREER INDIVIDUAL GAME-BY-GAME PITCHING STATS

#41 BO GOBIN, RHP

2018 • *FR.

Date	Opponent	IP	H	R	ER	BB	SO	Dec
2-23	Dallas Baptist	^0.2	0	0	0	1	1	
3- 7	# Michigan State	0.1	0	0	0	0	0	
3-13	Charleston Southern	^1.0	1	0	0	1	0	
3-29	*Boston College	^1.0	4	1	1	0	1	
4-13	*Miami (Fla.)	0.0	3	4	4	1	0	

#40 OWEN GRIFFITH, RHP

2017 • FR.

Date	Opponent	IP	H	R	ER	BB	SO	Dec
3-19	*Virginia	^0.1	0	0	0	0	0	
4- 7	*Virginia Tech	^1.0	1	0	0	0	0	
4-16	*Florida State	^1.0	0	0	0	0	1	
4-19	Georgia	1.1	1	0	0	0	1	
4-21	*Wake Forest	0.0	1	0	0	0	0	
4-25	College of Charleston	0.1	0	0	0	0	0	
5- 7	Nevada	0.2	0	0	0	0	1	
5- 9	# Furman	2.2	1	0	0	0	0	
5-18	*NC State	^1.0	1	1	1	0	2	L
5-20	*NC State	1.2	0	1	0	2	3	
5-23	+Duke	0.1	2	3	1	0	1	L
6- 4	\$ UNC Greensboro	^4.1	1	0	0	1	5	W

2018 • SO.

Date	Opponent	IP	H	R	ER	BB	SO	Dec
2-20	Furman	1.0	2	2	2	2	0	
3- 2	South Carolina	2.0	2	1	1	0	0	
3- 6	Wofford	0.1	1	0	0	1	1	
3-16	*NC State	^2.0	3	1	1	1	3	
3-25	*Louisville ⁽²⁾	^0.1	2	0	0	1	0	
4-10	@ Georgia	^1.0	0	0	0	0	3	
4-14	*Miami (Fla.) ⁽¹⁾	2.0	2	1	1	1	0	
4-17	Georgia	1.0	0	0	0	0	1	
4-25	Presbyterian College	1.0	1	1	1	2	2	
5- 9	Western Carolina	^1.0	2	1	1	0	1	S
5-11	Austin Peay	0.1	1	1	1	2	0	
6- 3	\$ Vanderbilt	2.2	2	2	2	3	7	

#32 JACOB HENNESSY, LHP

2017 • FR.

Date	Opponent	IP	H	R	ER	BB	SO	Dec
2-17	Wright State	1.0	2	1	0	0	2	
2-19	Wright State	1.2	0	1	0	0	4	
2-22	Western Carolina	4.0	5	2	2	1	4	
2-26	Elon	^2.0	2	0	0	1	4	S
3- 3	South Carolina	1.0	0	0	0	1	0	
3- 4	# South Carolina	0.1	0	0	0	0	0	
3- 5	South Carolina	0.0	1	0	0	0	0	
3-10	*Notre Dame	^2.2	0	0	0	0	3	S
3-14	Yale	3.1	1	0	0	1	5	W
3-17	*Virginia	^0.1	0	0	0	0	0	
3-18	*Virginia	0.1	3	3	3	1	1	
3-21	College of Charleston	1.2	2	1	1	0	2	
3-29	Winthrop	2.2	2	0	0	2	2	
4- 2	*Georgia Tech	1.0	1	0	0	1	1	
4- 4	Georgia	0.1	0	0	0	1	0	
4- 9	*Virginia Tech	0.1	0	0	0	0	0	
4-11	Charleston Southern	3.2	1	0	0	0	2	
4-15	*Florida State	0.2	2	1	1	0	2	
4-17	*Florida State	0.0	2	2	2	1	0	L
4-19	Georgia	^0.1	0	0	0	0	1	S
4-21	*Wake Forest	^1.0	0	0	0	0	1	W
4-22	*Wake Forest ⁽²⁾	0.1	3	2	2	0	0	
4-29	*North Carolina	0.0	1	0	0	1	0	
5- 7	Nevada	0.0	2	0	0	0	0	
5-16	Coastal Carolina	1.2	2	2	2	0	2	
6- 3	\$ Vanderbilt	^0.1	0	0	0	0	1	

2018 • SO.

Date	Opponent	IP	H	R	ER	BB	SO	Dec
2-16	William & Mary	^4.2	6	3	3	0	6	
2-23	Dallas Baptist	^6.1	3	0	0	2	8	W
3- 2	South Carolina	^5.0	3	1	0	2	2	
3- 9	*Georgia Tech	^7.0	6	2	2	0	7	
3-16	*NC State	^5.1	6	3	3	3	7	L
3-23	*Louisville	^7.1	5	1	1	2	6	W
3-29	*Boston College	^6.0	1	1	0	2	4	W
4- 7	*Notre Dame	^6.2	7	4	4	2	2	L
4-13	*Miami (Fla.)	^5.0	7	3	3	0	0	
4-20	*Wake Forest	^2.0	5	5	4	1	1	
4-27	*Virginia	^5.0	4	2	2	0	3	W
5- 5	*Florida State	^5.1	7	1	1	0	3	
5-11	Austin Peay	^3.1	8	5	5	0	2	L
6- 3	\$ St. John's	^2.1	4	3	3	0	3	

#24 JAKE HIGGINBOTHAM, LHP

2016 • FR.

Date	Opponent	IP	H	R	ER	BB	SO	Dec
2-21	Maine	^5.0	6	2	2	2	3	W
2-28	James Madison	^3.1	5	2	2	3	3	
3- 9	Winthrop	^4.1	3	3	3	1	2	
3-15	The Citadel	^5.0	2	0	0	4	8	W
3-22	Presbyterian College	^5.2	6	1	1	2	4	W
3-29	# Furman	^3.0	5	4	0	3	5	
4-12	Western Carolina	^4.0	5	3	3	3	2	
4-23	*Georgia Tech	3.0	7	7	6	3	1	

2018 • *SO.

Date	Opponent	IP	H	R	ER	BB	SO	Dec
2-18	William & Mary	^5.1	2	1	1	0	3	W
2-24	Dallas Baptist ⁽²⁾	^7.0	5	1	0	0	7	W
3- 4	South Carolina	^5.0	6	3	3	2	3	
3-10	*Georgia Tech ⁽²⁾	^5.0	4	2	2	0	4	W
3-18	*NC State	^5.0	2	4	4	3	5	
3-25	*Louisville ⁽²⁾	^4.2	9	4	4	0	1	L
3-31	*Boston College	^3.0	4	3	2	2	4	
4- 8	*Notre Dame ⁽²⁾	^5.0	5	2	2	2	3	W
4-14	*Miami (Fla.) ⁽²⁾	^7.1	4	2	2	5	7	W
4-22	*Wake Forest	^5.0	4	0	0	1	3	W
4-29	*Virginia	^3.2	4	4	3	3	2	
5- 7	*Florida State	^4.2	4	4	0	3	6	
5-13	Austin Peay	^5.2	4	2	2	4	4	
5-19	*Pittsburgh	^4.1	4	0	0	2	5	
5-26	+Florida State	^6.1	4	3	3	3	5	
6- 2	\$ Vanderbilt	^3.1	5	3	3	2	1	

#37 RYNE HUGGINS, LHP

2018 • *FR.

Date	Opponent	IP	H	R	ER	BB	SO	Dec
2-16	William & Mary	0.1	0	0	0	0	1	
2-27	Winthrop	0.2	0	0	0	0	0	
3- 4	South Carolina	0.0	1	0	0	0	0	
3- 7	# Michigan State	0.0	0	0	0	1	0	
3-18	*NC State	0.1	0	0	0	0	0	
3-27	# Furman	0.0	0	0	0	1	0	
4-25	Presbyterian College	^0.1	0	0	0	0	0	
5-11	Austin Peay	0.1	0	0	0	0	1	
5-23	+Notre Dame	^1.0	0	0	0	0	1	
6- 3	\$ Vanderbilt	0.2	4	4	4	0	0	

#45 HOLT JONES, RHP

2018 • FR.

Date	Opponent	IP	H	R	ER	BB	SO	Dec
2-20	Furman	^1.0	1	1	1	1	2	
3- 7	# Michigan State	2.1	1	0	0	2	3	W
3-13	Charleston Southern	^5.1	2	0	0	2	8	W
3-20	Coastal Carolina	^1.1	3	4	3	3	2	
3-27	# Furman	0.2	4	3	2	0	0	
4-14	*Miami (Fla.) ⁽¹⁾	^1.1	0	0	0	0	1	
4-25	Presbyterian College	^3.0	4	2	2	0	2	
5-23	+Notre Dame	1.1	1	0	0	2	0	

#39 TRAVIS MARR, RHP

2017 • FR.

Date	Opponent	IP	H	R	ER	BB	SO	Dec
2-25	Elon	1.0	0	0	0	0	2	

2018 • *FR.

Date	Opponent	IP	H	R	ER	BB	SO	Dec
2-18	William & Mary	2.2	0	0	0	1	2	
2-27	Winthrop	0.2	6	3	3	0	1	
3- 6	Wofford	^5.0	6	3	3	3	4	
3-10	*Georgia Tech ⁽²⁾	3.0	4	0	0	0	3	
3-13	Charleston Southern	1.0	1	0	0	0	2	
3-20	Coastal Carolina	5.0	5	1	1	0	2	
3-25	*Louisville ⁽¹⁾	1.0	0	1	1	3	0	W
3-27	# Furman	2.0	1	0	0	0	3	W
3-31	*Boston College	3.1	1	0	0	1	2	W
4- 3	Coastal Carolina	^1.0	0	0	0	0	0	
4- 8	*Notre Dame ⁽²⁾	2.0	1	0	0	0	1	
4-10	@ Georgia	3.2	2	1	1	3	5	
4-14	*Miami (Fla.) ⁽²⁾	^1.2	4	1	1	0	0	
4-17	Georgia	^1.1	5	5	5	0	0	L
4-22	*Wake Forest	0.2	2	3	3	1	0	
4-25	Presbyterian College	3.1	3	1	1	2	1	W
4-29	*Virginia	0.1	1	0	0	0	0	
5- 9	Western Carolina	3.1	5	4	3	1	2	W
5-13	Austin Peay	^1.0	0	0	0	2	1	W
5-17	*Pittsburgh	0.2	3	4	4	2	1	
6- 2	\$ Vanderbilt	0.2	1	1	1	0	0	L
6- 3	\$ Vanderbilt	1.1	3	3	3	2	3	

#30 MITCHELL MILLER, LHP

2017 • FR.

Date	Opponent	IP	H	R	ER	BB	SO	Dec
2-19	Wright State	0.1	1	2	2	1	1	
3- 8	# Michigan State	0.1	0	0	0	0	1	
3-19	*Virginia	1.0	1	0	0	2	0	
3-28	Furman	^1.0	0	0	0	0	1	
4- 2	*Georgia Tech	0.2	2	4	4	2	1	
5-19	*NC State	^0.1	2	3	3	1	0	

2018 • SO.

Date	Opponent	IP	H	R	ER	BB	SO	Dec
2-20	Furman	1.0	0	0	0	0	0	
2-24	Dallas Baptist ⁽¹⁾	0.1	0	0	0	2	0	
3-27	# Furman	^0.1	1	0	0	0	0	
4-14	*Miami (Fla.) ⁽¹⁾	0.1	1	0	0	0	0	

CAREER INDIVIDUAL GAME-BY-GAME PITCHING STATS

#35 RYAN MILLER, RHP

2017 • JR.

Date	Opponent	IP	H	R	ER	BB	SO	Dec
2-19	Wright State	1.0	1	1	1	0	0	
2-28	Wofford	0.2	0	0	0	0	2	
3- 5	South Carolina	0.0	1	0	0	0	0	
3- 8	# Michigan State	^1.0	0	0	0	0	2	
3-12	* Notre Dame	^2.0	2	0	0	1	1	
3-15	Yale	0.1	2	2	2	0	0	
3-18	* Virginia	^1.2	2	1	1	0	0	S
3-21	College of Charleston	0.2	0	0	0	0	1	
3-28	Furman	1.1	0	0	0	0	2	
3-29	Winthrop	^1.2	0	0	0	0	1	W
4- 2	* Georgia Tech	1.1	1	0	0	1	2	

2018 • SR.

Date	Opponent	IP	H	R	ER	BB	SO	Dec
2-16	William & Mary	3.0	2	1	1	0	2	
2-20	Furman	3.0	0	0	0	1	2	W
2-27	Winthrop	4.0	2	1	1	3	2	
3- 3	# South Carolina	^4.0	4	0	0	1	3	S
3- 9	* Georgia Tech	^2.0	2	0	0	0	1	W
3-16	* NC State	1.2	0	0	0	0	1	
3-18	* NC State	3.0	3	1	1	0	3	L
3-20	Coastal Carolina	^0.0	1	2	2	1	0	
3-23	* Louisville	^1.1	2	0	0	0	1	S
3-30	* Boston College	^4.0	4	2	2	0	5	S
4- 8	* Notre Dame ⁽¹⁾	^2.0	5	2	2	0	2	
4-10	@ Georgia	2.0	0	1	0	1	1	
4-13	* Miami (Fla.)	3.1	6	4	3	0	5	
4-20	* Wake Forest	^3.2	1	0	0	0	4	W
4-24	Kennesaw State	^2.1	0	0	0	0	1	S
4-27	* Virginia	1.2	0	0	0	1	0	
4-29	* Virginia	3.1	3	4	4	3	3	W
5- 5	* Florida State	3.1	5	1	1	0	2	
5- 7	* Florida State	2.1	1	0	0	1	3	
5-11	Austin Peay	4.2	1	0	0	2	9	
5-15	Kennesaw State	^1.0	1	0	0	0	2	
5-17	* Pittsburgh	2.1	3	0	0	0	2	
5-19	* Pittsburgh	1.2	1	0	0	1	1	W
5-24	+ Miami (Fla.)	^4.0	4	0	0	0	3	W
6- 1	\$ Morehead State	2.1	2	0	0	1	2	
6- 3	\$ St. John's	5.2	10	3	3	1	4	W

#47 ALEX SCHNELL, LHP

2015 • FR.

Date	Opponent	IP	H	R	ER	BB	SO	Dec
2-14	West Virginia	2.0	0	0	0	0	1	
2-15	West Virginia	1.2	3	1	1	2	1	
2-21	% Maine ⁽¹⁾	^3.0	0	0	0	0	2	W
2-27	South Carolina	^4.0	2	0	0	1	1	S
3- 3	Winthrop	1.2	2	3	3	1	2	
3- 8	* NC State	1.1	4	4	4	2	0	
3-14	* Notre Dame ⁽²⁾	1.0	2	2	1	0	1	
3-17	Coastal Carolina	1.0	4	4	4	1	2	
3-24	Western Carolina	2.0	0	0	0	4	4	W
4- 5	* North Carolina	1.2	2	3	3	3	0	
4-15	Gardner-Webb	1.0	2	4	3	1	0	

2016 • SO.

Date	Opponent	IP	H	R	ER	BB	SO	Dec
2-21	Maine	0.1	0	0	0	0	0	
2-27	James Madison	1.0	1	0	0	0	2	
3- 1	Wofford	^3.1	4	0	0	1	2	
3-13	* Wake Forest	2.1	2	1	1	2	3	
3-16	The Citadel	^3.0	1	1	1	2	3	
3-22	Presbyterian College	^0.2	1	0	0	0	0	
3-25	* Miami (Fla.)	2.2	1	0	0	0	3	
3-27	* Miami (Fla.)	0.2	0	1	0	1	0	
4- 1	* Pittsburgh	1.2	2	0	0	0	1	
4- 2	* Pittsburgh	0.1	1	0	0	1	0	
4- 5	Georgia	0.2	0	1	1	2	0	
4- 8	* Duke	0.1	1	1	1	0	0	
4-15	* Louisville	3.0	2	3	3	0	0	
4-19	Georgia	1.0	0	0	0	0	1	
5- 2	* Florida State	^2.0	5	3	2	1	0	
5- 4	Furman	0.1	2	1	0	1	0	
5- 7	* NC State	0.2	5	5	5	0	0	
5-10	College of Charleston	0.0	1	2	0	0	0	
5-17	Charleston Southern	1.0	1	0	0	0	1	
5-29	+ Florida State	0.2	2	3	3	1	0	
6- 4	\$ Oklahoma State	2.1	6	4	2	1	3	

2017 • JR.

Date	Opponent	IP	H	R	ER	BB	SO	Dec
2-19	Wright State	0.1	0	0	0	0	0	
3- 5	South Carolina	^1.2	0	0	0	0	0	W
3-15	Yale	0.0	0	1	0	2	0	
3-31	* Georgia Tech	^1.0	4	3	3	0	1	
4-16	* Florida State	4.0	3	0	0	1	2	
4-25	College of Charleston	1.0	0	0	0	0	1	
4-28	* North Carolina	^1.1	1	0	0	0	2	
4-30	* North Carolina	^0.0	1	0	0	0	0	
5-12	* Louisville	^1.2	0	0	0	1	0	
5-14	* Louisville	0.0	1	1	1	0	0	
5-16	Coastal Carolina	0.0	1	0	0	1	0	
5-20	* NC State	1.0	1	0	0	0	1	
5-26	+ Virginia	2.1	3	1	0	0	2	

2018 • SR.

Date	Opponent	IP	H	R	ER	BB	SO	Dec
3- 7	# Michigan State	2.2	2	0	0	0	0	
3-25	* Louisville ⁽¹⁾	0.1	0	0	0	0	1	
3-25	* Louisville ⁽²⁾	0.1	1	1	1	0	0	
3-27	# Furman	1.0	0	0	0	1	0	
3-31	* Boston College	0.1	0	0	0	1	0	
4- 3	Coastal Carolina	1.1	1	0	0	1	1	
4- 7	* Notre Dame	^0.1	2	1	1	0	0	
5- 6	* Florida State	1.1	1	1	1	2	1	
5-17	* Pittsburgh	^1.0	1	0	0	0	1	
6- 3	\$ Vanderbilt	0.0	1	2	2	1	0	

#23 CARSON SPIERS, RHP

2017 • FR.

Date	Opponent	IP	H	R	ER	BB	SO	Dec
5- 7	Nevada	^2.0	2	0	0	0	1	
5-19	* NC State	0.1	0	0	0	0	0	
6- 3	\$ Vanderbilt	0.2	2	1	1	0	2	

2018 • SO.

Date	Opponent	IP	H	R	ER	BB	SO	Dec
2-16	William & Mary	1.0	1	0	0	0	3	
2-17	William & Mary	^1.2	0	0	0	0	2	S
2-23	Dallas Baptist	0.2	0	0	0	0	0	
2-24	Dallas Baptist ⁽¹⁾	0.2	0	0	0	0	1	
2-27	Winthrop	1.2	1	0	0	1	2	
3- 4	South Carolina	0.1	1	1	1	0	0	
3- 6	Wofford	^3.2	1	0	0	0	3	W
3- 7	# Michigan State	^0.2	0	0	0	0	1	S
3-10	* Georgia Tech ⁽¹⁾	^2.2	2	2	2	2	2	S
3-17	* NC State	1.0	1	1	1	1	2	
3-20	Coastal Carolina	1.1	2	2	2	1	1	L
3-23	* Louisville	0.1	0	0	0	0	1	
3-25	* Louisville ⁽¹⁾	2.0	1	0	0	3	0	
4- 7	* Notre Dame	1.0	2	0	0	0	1	
4-13	* Miami (Fla.)	^2.0	2	1	1	0	3	L
4-17	Georgia	2.2	1	1	1	1	1	
4-21	* Wake Forest	1.0	0	0	0	1	2	
4-22	* Wake Forest	0.2	2	1	1	0	0	
4-28	* Virginia	2.0	1	0	0	0	2	
4-29	* Virginia	0.0	0	0	0	1	0	
5- 6	* Florida State	^1.1	0	0	0	1	0	
5- 7	* Florida State	^2.0	1	0	0	1	1	W
5-12	Austin Peay	^2.1	0	0	0	2	2	S
5-15	Kennesaw State	2.1	0	0	0	2	2	
5-18	* Pittsburgh	2.2	0	0	0	0	2	
5-19	* Pittsburgh	^1.0	1	0	0	0	0	
5-26	+ Florida State	0.2	1	1	1	1	0	
6- 1	\$ Morehead State	1.1	0	0	0	0	1	
6- 2	\$ Vanderbilt	^2.2	1	0	0	1	4	

#29 SPENCER STRIDER, RHP

2018 • FR.

Date	Opponent	IP	H	R	ER	BB	SO	Dec
2-17	William & Mary	3.0	2	4	4	1	7	W
2-24	Dallas Baptist ⁽¹⁾	^3.0	2	1	1	3	4	S
3- 4	South Carolina	2.0	1	1	1	2	2	
3- 7	# Michigan State	^1.1	5	5	3	1	3	
3-10	* Georgia Tech ⁽¹⁾	2.1	4	0	0	1	5	W
3-17	* NC State	1.0	2	1	1	1	0	
3-25	* Louisville ⁽²⁾	2.2	2	0	0	2	4	
3-29	* Boston College	2.0	0	0	0	0	4	
4- 3	Coastal Carolina	^6.2	2	1	1	3	7	W
4-10	@ Georgia	^2.1	3	4	4	3	4	L
4-14	* Miami (Fla.) ⁽¹⁾	2.1	2	1	0	1	0	
4-17	Georgia	2.0	0	0	0	0	3	
4-20	* Wake Forest	3.1	1	0	0	3	5	
4-24	Kennesaw State	2.2	1	0	0	2	6	W
4-27	* Virginia	1.0	0	0	0	1	0	
5- 6	* Florida State	1.1	2	2	2	3	2	
5- 9	Western Carolina	1.0	0	0	0	0	2	
5-11	Austin Peay	^0.1	0	0	0	0	1	
5-13	Austin Peay	1.1	0	0	0	1	1	
5-17	* Pittsburgh	^5.0	3	2	2	2	7	W
5-23	+ Notre Dame	^2.0	4	3	3	2	2	
6- 3	\$ Vanderbilt	^2.1	4	5	5	3	1	L

#22 SAM WEATHERLY, LHP/OF

2018 • FR.

Date	Opponent	IP	H	R	ER	BB	SO	Dec
2-20	Furman	^3.0	3	1	1	1	3	
2-27	Winthrop	^2.1	5	4	3	2	1	
3-10	* Georgia Tech ⁽²⁾	^1.0	1	0	0	0	2	
3-27	# Furman	^4.1	3	2	2	5	6	
4-17	Georgia	0.1	0	0	0	0	0	
4-24	Kennesaw State	^4.0	2	4	3	5	3	
5- 9	Western Carolina	^3.2	4	3	3	2	2	
6- 3	\$ Vanderbilt	1.2	6	3	3	2	0	

* - ACC regular-season game; # - Greenville, S.C. (Fluor Field); % - Augusta, Ga.; ° - Kingston, R.I.; @ - North Augusta, S.C.; + - ACC Tournament; \$ - NCAA Regional; ^ - due to inclement weather, game was completed on April 23; • - start; ^ - finished game; Note: **Bold** denotes a Clemson home game.

2018 SENIORS & PRO SIGNEES

#28 SETH BEER

OF/1B • L-R • 6-3 • 195 • 3VL

Suwanee, Ga. • Lambert HS

Junior outfielder and first baseman who burst onto the scene as one of the best players in the nation in 2016 after what should have been his senior year of high school; graduated high school a semester early to enroll at Clemson in January 2016 ... a career .321 hitter with a .489 on-base percentage in 188 games (188 starts) over three seasons ... had 41 doubles, a triple, 56 homers, 177 RBIs, 172 runs, 180 walks (35 intentional) against only 98 strikeouts, 42 hit-by-pitches and four steals ... first in Tiger history in slugging percentage (.648) (minimum 500 at-bats), first in walks per at-bat (one every 3.59 at-bats), tied for second in walks and fourth in homers and fifth in slugging percentage (minimum 100 at-bats) ... started every Clemson game from April 1, 2016 to the end of the 2018 season, a streak of 165 games ... first Tiger in history with 16 or more homers in three seasons ... first Tiger since Matthew LeCroy (1995-97) to lead the team in homers three times ... first Tiger since Jim McCollom (1983-85) to lead the team in slugging percentage three times ... reached base via a hit or walk in 66 straight games with a plate appearance from 2016 to 2017 ... reached base in 178 of his 187 games with a plate appearance ... three-time All-American; became the second three-time All-American in Tiger history, joining Rusty Adkins (1965-67), and the fourth two-time, first-team All-American in school history ... three-time All-Atlantic Region selection by ABCA ... three-time All-ACC selection ... two-time Clemson Regional All-Tournament selection ... named ACC Player-of-the-Week four times in his career ... two-time USA Collegiate National Team member ... two-time ACC Academic Honor Roll member.

2018: Drafted in the first round (No. 28 overall pick) by the Houston Astros and signed in June; Clemson's first first-round draft pick since 2012 ... Dick Howser Trophy semifinalist ... Golden Spikes Award Watch List member ... first-team All-American by ABCA, Baseball America, College Sports Madness, Collegiate Baseball, D1Baseball and NCBWA ... second-team All-American by Perfect Game ... first-team All-Atlantic Region by ABCA ... First-Team All-ACC selection ... ACC Academic Honor Roll member ... hit .301 with 64 runs, 11 doubles, 22 homers, 54 RBIs, a .642 slugging percentage, .456 on-base percentage, 54 walks, 13 hit-by-pitches and one steal in 63 games (63 starts in right field) ... sixth in Tiger history in homers per at-bat (one every 10.3), tied for eighth in hit-by-pitches and ninth in homers ... fifth in the nation in homers, 10th in homers per game (0.35) and tied for 12th in walks ... first in the ACC in homers, first in total bases (145), first in slugging percentage, fourth in walks, fifth in runs, fifth in on-base percentage and tied for eighth in RBIs ... led the team in runs, homers, total bases (145), slugging percentage, walks, intentional walks (8), hit-by-pitches, on-base percentage and outfield assists (9) ... tied for the team lead in games, starts and two-out RBIs (26) ... Clemson had a 20-2 record in games he hit a homer ... hit 12 homers in the last 22 games ... had 19 multiple-hit games and 14 multiple-RBI games ... hit a team-high .321 with 12 homers and 26 RBIs in 30 ACC regular-season games ... had three four-game homer streaks; no Tiger had one since 2005 ... hit a home run in all three games of three series (Georgia Tech, Boston College, Pittsburgh) ... had a 22-game on-base streak from June 2017 (last five games of the season) to March 2018 ... named ACC Player-of-the-Week three times ... named ACC Co-Player-of-the-Week on March 12 for his five games from March 6-10; was 6-for-20 (.300) with three homers, five RBIs, seven runs and a .417 on-base percentage ... named national player-of-the-week by Perfect Game, one of seven national players-of-the-week by Collegiate Baseball and ACC Player-of-the-Week on April 2 for his four games from March 27-31; was 8-for-13 (.615) with four homers, 12 RBIs, seven runs and four walks ... named national player-of-the-month (March) by NCBWA after hitting .294 with eight homers, a double, 20 RBIs and 19 runs in 20 games ... named one of 13 national players-of-the-week by Collegiate Baseball and ACC Player-of-the-Week on May 21 for his four games from May 15-19; was 9-for-12 (.750) with three homers, a double, eight RBIs, eight runs, six walks and an .850 on-base percentage ... had a 23-game on-base streak from March to April ... earned All-ACC Tournament honors by going 5-for-11 (.455) with a homer, three doubles, four RBIs, five runs, four walks and a .600 on-base percentage in three games ... hit a two-run homer at No. 23 South Carolina on March 2 ... went 3-for-3 with a grand slam, five RBIs, two runs and a walk at Furman on March 27 ... hit a two-run homer on an 0-2 pitch with two outs in the seventh inning to tie the score against No. 13 Florida State on May 7 ... went 4-for-5 with a homer, double, four RBIs, three runs and a walk at Pittsburgh on May 17; was 7-for-9 (.778) with three homers, a double, seven RBIs, six runs, a 1.889 slugging percentage, five walks, a hit-by-pitch and an .867 on-base percentage in the series ... went 3-for-6 with a homer, two doubles, two RBIs and three runs against Notre Dame in the ACC Tournament on May 23.

2017: Dick Howser Trophy semifinalist ... second-team All-American by NCBWA ... third-team All-American by D1Baseball

... second-team All-Atlantic Region by ABCA ... Second-Team All-ACC selection ... hit .298 with 51 runs, 17 doubles, a triple, 16 homers, 53 RBIs, a .606 slugging percentage, .478 on-base percentage, 64 walks, 14 hit-by-pitches and two steals in 63 starts, including 27 in right field, 18 in left field, 13 as the DH and five at first base ... tied for first in Tiger history in walks, tied for sixth in hit-by-pitches and eighth in walks per at-bat (one every 3.41) ... second in the nation in walks, third in walks per game (1.02) and tied for 16th in on-base percentage ... second in the ACC in walks, second in on-base percentage, seventh in homers, ninth in slugging percentage and tied for 10th in total bases (132) ... led the team in homers, RBIs, total bases, slugging percentage, walks, intentional walks (17), hit-by-pitches and on-base percentage ... tied for the team lead in games and starts ... had 12 multiple-hit games ... was 6-for-15 (.400) with two grand slams, a double and 16 RBIs with the bases loaded ... had two outfield assists ... had a 26-game on-base streak from February to April ... had a 23-game on-base streak from April to May ... had a 12-game hitting streak from April to May ... Clemson Regional All-Tournament selection after going 5-for-12 with two homers, five runs, eight walks, two hit-by-pitches and a .682 on-base percentage in five games ... hit a two-out, walkoff single in the 13th inning against Elon on Feb. 24 ... went 1-for-3 with a two-run homer and two walks against No. 4 South Carolina at Greenville, S.C., on March 4; threw out the potential tying run at home from left field with one out in the ninth inning ... went 1-for-2 with a solo homer and team-season-high four walks at No. 4 South Carolina on March 5; the homer was with Clemson trailing 3-2, two outs and a 3-2 count in the ninth inning; received the Bob Bradley Award, as he had two homers, three RBIs and seven walks in the series ... went 3-for-5 with a homer, double, four RBIs, two runs and a walk at No. 25 Florida State on April 15; hit a two-out, two-run single in the ninth inning to score the go-ahead runs ... went 2-for-5 with a three-run homer at Florida State on April 17; was 7-for-12 (.583) with three homers, a double, eight RBIs, four runs and three walks in the series ... went 3-for-5 with a go-ahead grand slam in the eighth inning, five RBIs and two runs against No. 24 Coastal Carolina on May 16 ... played for the USA Collegiate National Team in the summer, where he hit .232 with five runs, a double, homer, team-high 13 RBIs and a .368 on-base percentage in 19 games (18 starts).

2016: Dick Howser Trophy winner; became the third Tiger to win the award, joining Kris Benson (1996) and Khalil Greene (2002); became the first freshman to win the award ... national field player-of-the-year by College Sports Madness ... Golden Spikes Award finalist ... national freshman-of-the-year by Baseball America, College Sports Madness, D1Baseball and Perfect Game; became Clemson's first national freshman-of-the-year ... national co-freshman-of-the-year by Collegiate Baseball ... national freshman hitter-of-the-year by NCBWA ... first-team All-American by ABCA, Baseball America, College Sports Madness, D1Baseball, NCBWA and Perfect Game; became the first Tiger freshman in history to earn first-team All-America honors ... second-team All-American by Collegiate Baseball ... first-team freshman All-American by Baseball America, D1Baseball, NCBWA and Perfect Game ... freshman All-American by Collegiate Baseball ... District IV co-player-of-the-year by NCBWA ... first-team All-Atlantic Region by ABCA ... ACC Player-of-the-Year; became the first freshman to win the award ... ACC Freshman-of-the-Year, Clemson's first since 1998 (Patrick Boyd) ... First-Team All-ACC selection; became the first Tiger freshman to earn First-Team All-ACC honors since 2008 (Kyle Parker) ... All-ACC Freshman selection ... won the Mitchell Award, given to the team's most valuable player ... All-ACC Academic selection ... ACC Academic Honor Roll member ... hit .369 with 57 runs, 13 doubles, 18 homers, 70 RBIs, a .700 slugging percentage, .535 on-base percentage, 62 walks, 15 hit-by-pitches and one steal in 62 starts, including 48 in right field and 14 as the DH ... tied for fourth in Tiger history in hit-by-pitches, fifth in walks per at-bat (one every 3.27) and tied for sixth in walks ... third in the nation in walks, fourth in on-base percentage, tied for seventh in walks per game (1.00), ninth in slugging percentage, tied for 11th in RBIs, tied for 13th in homers, 21st in RBIs per game (1.13) and tied for 23rd in homers per game (0.29) ... first in the ACC in homers, second in RBIs, second in slugging percentage, second in on-base percentage, second in walks, tied for fifth in total bases (142), eighth in batting average and tied for eighth in runs ... led the team in batting average, homers, slugging percentage, walks, intentional walks (10), hit-by-pitches, on-base percentage, multiple-RBI games (22) and outfield assists (6) ... tied for the team lead in multiple-hit games (25) and two-out RBIs (23) ... his 18 homers were the most by a freshman in school history ... his .700 slugging percentage was the best mark by a Tiger since Khalil Greene (.877) in 2002 ... struck out only 27 times, including just six times looking ... was 16-for-32 (.500) with a .644 on-base percentage when leading off an inning ... was 5-for-8 (.625) with two grand slams, 17 RBIs, a walk, two hit-by-pitches and a .727 on-base percentage with the bases loaded ... hit .365 with 25 runs, nine doubles, nine homers, 33 RBIs, 29 walks, five hit-by-pitches, a .511 on-base percentage and five outfield assists in 30 ACC regular-season games ... had

a 26-game hitting streak from February to April; tied for the fifth longest in Tiger history; became the first Tiger freshman in history with a 20-game hitting streak ... reached base via a hit or walk in each of his last 60 games that he had a plate appearance; the only game he failed to reach base was the first game of the season ... named one of seven national players-of-the-week by Collegiate Baseball on March 14 for his four games from March 9-13; was 7-for-16 (.438) with one double, four homers, 10 RBIs and five runs ... named ACC Co-Player-of-the-Week on March 21 for his five games from March 15-20; was 10-for-17 (.588) with four doubles, two homers, five RBIs, eight runs and a .682 on-base percentage ... named national hitter-of-the-month (March) by NCBWA after hitting .431 with nine homers, six doubles and 21 RBIs in 17 games ... midseason national player-of-the-year and midseason national freshman-of-the-year by D1Baseball and Perfect Game ... Clemson Regional All-Tournament selection after going 4-for-12 with two homers, one double, seven RBIs, six runs, five walks, two hit-by-pitches and a .579 on-base percentage in four games ... went 2-for-3 with a grand slam, his first career homer, and walk against Maine on Feb. 21 ... went 2-for-4 with a homer at No. 18 South Carolina on March 4 ... went 2-for-4 with a walk and a game-tying, two-run double in the ninth inning against Winthrop on March 9 ... hit two homers with four RBIs at Wake Forest on March 12 ... went 2-for-5 with a homer, two RBIs, two runs and a walk at Wake Forest on March 13; was 5-for-12 with four homers, eight RBIs and five runs in the series; became the first Tiger since 2006 (Andy D'Alessio at Duke) to hit four homers in a three-game series ... went 2-for-5 with a double and walkoff homer in the 10th inning against No. 22 Boston College on March 20; was 6-for-10 with three doubles, two homers, three RBIs, five runs and a .692 on-base percentage in the series ... went 2-for-3 with a long homer in the eighth inning to tie the score, three RBIs, a walk and two hit-by-pitches at Georgia on April 5 ... went 2-for-3 with a double, three RBIs, a run and two walks against No. 4 Florida State on May 2; was 5-for-10 with four RBIs and four walks in the series ... hit a walkoff single in the 11th inning against Furman on May 4 ... went 2-for-3 with an RBI, two runs and three walks against No. 11 Florida State in the ACC Tournament on May 29 ... enrolled in January, therefore did not play as a senior in high school ... played for the USA Collegiate National Team in the summer, where he hit .178 with three runs, one double, one homer, five RBIs and one steal in 17 games; played in Taiwan, Japan and Cuba.

Before Clemson: No. 2 overall player in the nation by Perfect Game ... No. 1 outfielder in the nation by Perfect Game ... No. 1 overall player in Georgia by Perfect Game ... two-time Under Armour All-American ... first-team All-American by Louisville Slugger and National Coaches Association as a sophomore and junior ... member of the USA Today national champion and state champion as a sophomore ... national sophomore player-of-the-year by MaxPreps ... member of the USA Baseball 18U Tournament of Stars team ... member of the USA Baseball 17U Developmental team ... standout swimmer as a youth; national recordholder in the 50m and 100m backstroke in the 11 and 12 year old age groups ... lettered three times in baseball, two times in football and two times in swimming at Lambert High School, where he was coached by Jamie Corr.

Personal: Majoring in parks, recreation & tourism management ... born Seth Michael Beer on Sept. 18, 1996 in Maryville, Ill.

BEER'S OVERALL STATS

Year	AVG	G-S	AB	R	H	2B	3B	HR	RBI	OB%	SB
2016	.369	62-62	203	57	75	13	0	18	70	.535	1-1
2017	.298	63-63	218	51	65	17	1	16	53	.478	2-3
2018	.301	63-63	226	64	68	11	0	22	54	.456	1-1
Totals	.321	188-188	647	172	208	41	1	56	177	.489	4-5

#25 PATRICK CROMWELL

3B/1B • L-R • 6-2 • 180 • 2VL

Costa Mesa, Calif. • Santa Ana College

Junior college transfer who served as the backup at third base most of the 2017 season, but became the primary starter at third base in 2018 ... made many highlight-reel plays on defense ... a career .219 hitter with a .340 on-base percentage in 91 games (74 starts) over two seasons ... had six doubles, nine homers, 31 RBIs, 42 runs, 45 walks, five hit-by-pitches and two steals.

2018: Hit .224 with 36 runs, six doubles, seven homers, 26 RBIs, a .349 on-base percentage, 36 walks, three hit-by-pitches and a steal in 58 games (53 starts, including 48 at third base, three at first base and two as the DH) ... committed only eight errors (.955 fielding percentage) ... had 12 multiple-hit games ... hit the game-tying, solo homer in the ninth inning against Winthrop on Feb. 27 ... went 3-for-5 with a homer, three RBIs and two runs against No. 23 South Carolina on March 4 ... went 3-for-5 with two homers, four RBIs and a walk against Miami (Fla.) on April 13 ... went 3-for-5 with two homers, a double, four RBIs and a walk at Pittsburgh on May 17.

2017: Hit .203 with six runs, two homers, five RBIs, a .313 on-base percentage, nine walks, two hit-by-pitches and a steal in 33 games (21 starts at third base) ... hit a go-ahead solo homer

2018 SENIORS & PRO SIGNEES

in the ninth inning against No. 4 South Carolina at Greenville, S.C., on March 4 ... played for Waynesboro in the Valley League in the summer, where he hit .154 with three runs, a double, two RBIs, 13 walks and three steals in 13 games.

Before Clemson: All-conference and team MVP at Santa Ana College, where he was coached by Bryan Harris and Tom Nilles ... all-league as a junior and senior at Calvary Chapel High School ... team MVP as a senior ... lettered three times in baseball at Calvary Chapel High School, where he was coached by Tom Nick.

Personal: His father, Tim, played football at San Diego ... graduated May 11, 2018 with a degree in communication ... born Patrick Timothy Cromwell on Aug. 10, 1995 in Costa Mesa, Calif.

CROMWELL'S OVERALL STATS

Year	AVG	G-S	AB	R	H	2B	3B	HR	RBI	OB%	SB
2017	.203	33-21	69	6	14	0	0	2	5	.313	1-2
2018	.224	58-53	201	36	45	6	0	7	26	.349	1-2
Totals	.219	91-74	270	42	59	6	0	9	31	.340	2-4

#44 RYLEY GILLIAM

RHP • R-R • 5-10 • 170 • 3VL

Kennesaw, Ga. • Kennesaw Mountain HS

Hard-throwing rightlander who was one of the team's top midweek starters in 2016, became the closer in 2017 and was one of the best closers in the nation in 2018 ... in 104.1 innings pitched over 69 appearances (six starts) and three seasons, he had a 9-6 record, 15 saves and a 3.19 ERA while allowing 77 hits (.205 opponents' batting average), five homers and 54 walks with 120 strikeouts ... fourth in Tiger history in strikeouts per nine innings pitched (10.35), eighth in saves and eighth in hits per nine innings pitched (6.64).

2018: Drafted in the fifth round (No. 140 overall pick) by the New York Mets and signed in June ... NCBWA Stopper-of-the-Year Watch List member ... second-team All-American by Baseball America and NCBWA ... third-team All-American by ABCA ... NSCA Strength & Conditioning All-American, the first in program history ... first-team All-Atlantic Region by ABCA ... First-Team All-ACC selection; became Clemson's first relief pitcher to earn First-Team All-ACC honors since 1998 (Scott Clackum) ... All-ACC Academic selection ... ACC Academic Honor Roll member ... had a 3-3 record and 1.41 ERA in 27 relief appearances ... in 38.1 innings pitched, he allowed 22 hits (.165 opponents' batting average), two homers and 22 walks with 54 strikeouts ... tied for third in Tiger history in saves ... tied for first in the ACC in saves ... led the team in saves and games finished on the mound (20) ... only allowed five of his 19 inherited baserunners to score ... had nine saves, an 0.41 ERA, a .125 opponents' batting average and 31 strikeouts in 22.0 innings pitched over 13 relief appearances in ACC regular-season games ... had a save in five straight appearances in April, only the second Tiger in history to do that (Paul Harrelson in 2002 is the other) ... pitched 1.2 innings in relief, allowing one hit and no earned runs with a strikeout to earn the win against No. 23 South Carolina on March 4 ... pitched 1.2 innings in relief, allowing no hits, no runs and no walks with three strikeouts to record the save at Virginia on April 29; earned the save in all three one-run wins in the series and became the first Tiger to record a save in all games of a three-game series.

2017: Had a 3-1 record, four saves and a 2.57 ERA in 27 relief appearances ... in 35.0 innings pitched, he allowed 29 hits (.225 opponents' batting average), two homers and 14 walks with 50 strikeouts ... led the team in appearances, games finished (16) and saves ... in 22.0 innings pitched after the eighth inning, he allowed just 12 hits (.158 opponents' batting average), two earned runs (0.82 ERA) and seven walks with 36 strikeouts ... pitched 4.1 innings in relief, allowing one hit, no runs and no walks with nine strikeouts against Elon on Feb. 24; combined with Charlie Barnes and Brooks Crawford to set a school record with 23 strikeouts ... pitched 2.0 innings in relief with three strikeouts to earn the win against No. 4 South Carolina at Greenville, S.C., on March 4 ... pitched 1.1 hitless and scoreless innings in relief with a two-out, bases-loaded strikeout in the ninth inning at No. 4 South Carolina on March 5 ... pitched 2.1 innings in relief, allowing two hits, no runs and no walks with five strikeouts to earn the win at No. 25 Florida State on April 15 ... pitched 1.2 innings in relief, allowing no hits, no runs and no walks with three strikeouts to earn the win against No. 24 Coastal Carolina on May 16 ... played for the USA Collegiate National Team in the summer, where he was 1-1 with three saves, an 0.00 ERA, a .148 opponents' batting average and nine strikeouts in 8.1 innings pitched over nine relief appearances ... played for Hyannis in the Cape Cod League in the summer, where he was 0-1 in 4.1 innings pitched over one start.

2016: Had a 3-2 record and 6.10 ERA in 15 appearances (six starts) ... in 31.0 innings pitched, he allowed 26 hits (.230 opponents' batting average), including only three extra-base hits (two doubles, one homer), and 18 walks with 16 strikeouts ... pitched 6.1 innings in his first career start, allowing six hits, three earned runs and three walks with two strikeouts to earn the win at Western Carolina on March 30 ... pitched 5.0 innings in a starting role, allowing one hit, no runs and one walk with one

strikeout to earn the win against Georgia on April 19 ... pitched 2.0 innings in relief, allowing one hit, no runs and no walks with one strikeout against No. 3 Florida State on May 1.

Before Clemson: Cobb County Pitcher-of-the-Year as a junior ... lettered four times in baseball at Kennesaw Mountain High School, where he was coached by George Hansen.

Personal: Majoring in sports communication ... born Ryley Carswell Gilliam on Aug. 11, 1996 in Marietta, Ga.

GILLIAM'S OVERALL STATS

Year	ERA	W-L	G-S	SV	IP	H	R	ER	BB	SO
2016	6.10	3-2	15-6	0	31.0	26	22	21	18	16
2017	2.57	3-1	27-0	4	35.0	29	12	10	14	50
2018	1.41	3-3	27-0	11	38.1	22	9	6	22	54
Totals	3.19	9-6	69-6	15	104.1	77	43	37	54	120

#24 JAKE HIGGINBOTHAM

LHP • L-L • 6-0 • 170 • 2VL

Hoschton, Ga. • Buford HS

Leftyhander whose 2016 and 2017 seasons were cut short due to injury ... became a weekend starter in 2018 ... in 113.2 innings pitched over 24 appearances (23 starts) and two active seasons, he had a 9-1 record and a 3.80 ERA while allowing 109 hits (.255 opponents' batting average) and 53 walks with 91 strikeouts ... drafted two times in his career.

2018: Drafted in the 11th round (No. 322 overall pick) by the Atlanta Braves and signed in June ... had a 6-1 record and 3.47 ERA in 16 starts ... in 80.1 innings pitched, he allowed 70 hits (.236 opponents' batting average) and 32 walks with 63 strikeouts ... tied for second in the ACC in starts and tied for seventh in wins ... tied for the team lead in starts on the mound ... pitched 7.0 innings in a starting role, allowing five hits, no earned runs and no walks with seven strikeouts to earn the win in the second game of a doubleheader against No. 10 Dallas Baptist on Feb. 24.

2017: Redshirted while recovering from injury.

2016: Had a 3-0 record and 4.59 ERA in eight appearances (seven starts) ... in 33.1 innings pitched, he allowed 39 hits (.300 opponents' batting average) and 21 walks with 28 strikeouts ... was 3-0 with a 3.26 ERA in his seven starts ... Clemson had a 7-0 record in his seven starts ... pitched 5.0 innings in a starting role, allowing two hits and no runs with eight strikeouts to earn the win at The Citadel on March 15 ... suffered an arm injury in April and missed the rest of the season.

Before Clemson: Drafted in the 27th round (No. 809 overall pick) by the New York Mets ... first-team All-American by Louisville Slugger and USA Today as a senior ... Gwinnett Daily Post Pitcher-of-the-Year ... lettered three times in baseball at Buford High School, where he was coached by Tony Wolfe.

Personal: His father, Mike, played football at Duke ... his mother, Meloney, played volleyball at Duke ... his sister, Megan, was a swimmer at TCU ... his cousin, Austin Higginbotham, was a junior leftyhander on the 2018 Wofford baseball team ... majoring in bioengineering ... born Jacob Michael Higginbotham on Jan. 11, 1996 in Buford, Ga.

HIGGINBOTHAM'S OVERALL STATS

Year	ERA	W-L	G-S	SV	IP	H	R	ER	BB	SO
2016	4.59	3-0	8-7	0	33.1	39	22	17	21	28
2018	3.47	6-1	16-16	0	80.1	70	38	31	32	63
Totals	3.80	9-1	24-23	0	113.2	109	60	48	53	91

#12 ROBERT JOLLY

C/OF • L-R • 5-10 • 185 • 4VL

Myrtle Beach, S.C. • Carolina Forest HS

Came on late in the 2015 season to become the starting DH and saw action as the DH in 2016 ... was a primary starter as the DH in 2017 and played catcher in 2015 and 2016 ... was the primary DH in 2018 and has played left field ... hit the ball to all fields ... a career .257 hitter with a .359 on-base percentage in 166 games (100 starts) over four seasons ... had 21 doubles, two homers, 52 RBIs, 66 runs, 66 walks, a hit-by-pitch and six steals ... became Clemson's first left-handed-hitting catcher since Brian Ellis (1997-00) ... three-time ACC Academic Honor Roll member.

2018: ACC Academic Honor Roll member ... hit .228 with 18 runs, six doubles, a homer, 17 RBIs, a .341 on-base percentage, 25 walks, a hit-by-pitch, five sacrifice bunts and three steals in 50 games (42 starts, including 29 as the DH and 13 in left field) ... tied for the team lead in sacrifice bunts (5) ... walked in the ninth inning and scored the walkoff run from first base on Drew Wharton's triple against No. 23 South Carolina on March 4.

2017: ACC Academic Honor Roll member ... hit .280 with 26 runs, nine doubles, a homer, 15 RBIs, a .371 on-base percentage, 16 walks and two steals in 40 games (26 starts, including 17 as the DH and nine at catcher) ... hit .314 in ACC regular-season games ... had 10 multiple-hit games ... singled and scored the walkoff run on Seth Beer's two-out single in the 13th inning against Elon on Feb. 24; was the catcher for the entire game, as three Clemson pitchers (Charlie Barnes, Ryley Gilliam, Brooks Crawford) combined to set a school record with 23 strikeouts.

2016: ACC Academic Honor Roll member ... hit .217 with 10 runs, three doubles, 12 RBIs, a .339 on-base percentage, 18 walks and one steal in 51 games (20 starts as the DH) ... made the team's most starts as the DH ... played a team-high 31 games off the bench ... hit a pinch-hit, run-scoring, walkoff single in the ninth inning against Winthrop on March 9 ... played for Florence in the Coastal Plain League in the summer, where he hit .256 with 23 runs, six doubles and 23 RBIs in 39 games.

2015: Hit .351 with 12 runs, three doubles, eight RBIs, a .422 on-base percentage and seven walks against only six strikeouts in 25 games (12 starts as the DH) ... was 4-for-10 (.400) as a pinch-hitter and 5-for-13 (.385) in 13 games off the bench ... played for Wilson in the Coastal Plain League in the summer, where he hit .265 with 13 runs, three doubles, 13 RBIs, 32 walks and a .406 on-base percentage in 40 games.

Before Clemson: MVP of the Select Games ... team MVP as a junior and senior ... No. 1 catcher in South Carolina by Diamond Prospects ... No. 27 player in South Carolina by Perfect Game ... lettered four times in baseball and two times in football at Carolina Forest High School, where he was coached by Jack Jolly.

Personal: His father, Jack, was a pitcher at Coastal Carolina ... his brother, Matthew, was a pitcher at Newberry ... graduated May 11, 2018 with a degree in parks, recreation & tourism management ... born Robert Alan Jolly on Oct. 9, 1995 in Myrtle Beach, S.C.

JOLLY'S OVERALL STATS

Year	AVG	G-S	AB	R	H	2B	3B	HR	RBI	OB%	SB
2015	.351	25-12	57	12	20	3	0	0	8	.422	0-0
2016	.217	51-20	92	10	20	3	0	0	12	.339	1-1
2017	.280	40-26	107	26	30	9	0	1	15	.371	2-2
2018	.228	50-42	149	18	34	6	0	1	17	.341	3-3
Totals	.257	166-100	405	66	104	21	0	2	52	.359	6-6

#35 RYAN MILLER

RHP • R-R • 6-0 • 180 • 2VL

Venice, Fla. • State College of Florida

Junior college transfer who was one of the team's top relievers during the first half of the 2017 season, but was hampered by injury during the second half of the year ... was healthy in 2018 and was one of the top relievers in the ACC ... had one of the team's hardest fastballs ... in 83.1 innings pitched over 37 relief appearances and two seasons, he had an 8-1 record, five saves and a 2.59 ERA while allowing 72 hits (.232 opponents' batting average) and 19 walks with 75 strikeouts ... drafted two times in his career.

2018: Drafted in the sixth round (No. 189 overall pick) by the Arizona Diamondbacks and signed in June ... won the Stowe Award, given to the team's most valuable pitcher ... had a 7-1 record and 2.51 ERA in 26 relief appearances ... in 71.2 innings pitched, he allowed 63 hits (.234 opponents' batting average) and 17 walks with 64 strikeouts ... third in the ACC in ERA ... Clemson Regional All-Tournament selection after pitching 8.0 innings over two relief appearances, allowing three hits and two walks with six strikeouts ... pitched 4.0 innings in relief, allowing four hits, no runs and one walk with three strikeouts to record the save against No. 23 South Carolina at Greenville, S.C., on March 3 ... pitched 4.2 innings in relief, allowing one hit and no runs with nine strikeouts against Austin Peay on May 11 ... pitched 5.2 innings in relief, allowing one walk with four strikeouts to earn the win against No. 20 St. John's in the Clemson Regional on June 3.

2017: Drafted in the 31st round (No. 920 overall pick) by the Atlanta Braves ... had a 1-0 record and 3.09 ERA in 11 relief appearances ... in 11.2 innings pitched, he allowed nine hits (.220 opponents' batting average), no homers and two walks with 11 strikeouts ... held opponents to a .111 batting average with runners on base and .133 batting average with two outs ... did not pitch after April 2 due to injury ... pitched 1.2 innings in relief with no walks to record his first save as a Tiger against No. 11 Virginia on March 18.

Before Clemson: Played at State College of Florida, where he was coached by Tim Hill II ... member of the state champions as a sophomore and junior ... lettered multiple times in baseball at Venice High School, where he was coached by Craig Faulkner.

Personal: Majoring in economics ... born Ryan Robert Miller on March 28 in 1996.

R. MILLER'S OVERALL STATS

Year	ERA	W-L	G-S	SV	IP	H	R	ER	BB	SO
2017	3.09	1-0	11-0	1	11.2	9	4	4	2	11
2018	2.51	7-1	26-0	4	71.2	63	22	20	17	64
Totals	2.59	8-1	37-0	5	83.1	72	26	24	19	75

#11 ADAM RENWICK

INF • R-R • 6-1 • 170 • 4VL

Spartanburg, S.C. • Dorman HS

Infielder who saw most of his action at third base in 2016 and was a pinch-runner in 2017 and 2018 ... a career .139 hitter with a .254 on-base percentage in 76 games (27 starts) over four seasons ... had two doubles, eight RBIs, 21 runs, nine walks, seven

2018 SENIORS & PRO SIGNEES

hit-by-pitches and two steals ... three-time ACC Academic Honor Roll member.

2018: ACC Academic Honor Roll member ... was 0-for-5 with three runs and a walk in nine games (one start at first base).

2017: ACC Academic Honor Roll member ... was 0-for-4 with a run, .200 on-base percentage and a hit-by-pitch in 12 games (one start at second base).

2016: ACC Academic Honor Roll member ... hit .139 with 14 runs, one double, seven RBIs, a .259 on-base percentage, seven walks, five hit-by-pitches and two steals in 30 games (23 starts, including 22 at third base and one as the DH) ... played for Lexington County in the Coastal Plain League in the summer, where he hit .269 with 15 runs, nine doubles, one homer, 14 RBIs and one steal in 29 games; Coastal Plain League All-Star Game selection.

2015: Hit .200 with three runs, one double, one RBI, a .273 on-base percentage, a walk and hit-by-pitch in 25 games (two starts at second base) ... led the offensive players in games off the bench (23) ... hit a double off the bench in his first career plate appearance against Maine at Augusta, Ga. on Feb. 20 ... played for Florence in the Coastal Plain League in the summer, where he hit .211 with 21 runs, seven doubles, eight RBIs, 21 walks, 11 hit-by-pitches, a .390 on-base percentage and one steal in 40 games.

Before Clemson: Played in the Palmetto Games ... all-region as a sophomore and senior ... team MVP as a senior ... No. 5 player in South Carolina by Diamond Prospects ... No. 2 shortstop in South Carolina by Diamond Prospects ... lettered five times in baseball and one time in football at Dorman High School, where he was coached by Matthew West.

Personal: His father, David, played baseball at Wofford ... graduated May 11, 2018 with a degree in parks, recreation & tourism management ... born Adam David Renwick on Oct. 15, 1995 in Concord, N.C.

RENWICK'S OVERALL STATS

Year	AVG	G-S	AB	R	H	2B	3B	HR	RBI	OB%	SB
2015	.200	25-2	20	3	4	1	0	0	1	.273	0-0
2016	.139	30-23	72	14	10	1	0	0	7	.259	2-3
2017	.000	12-1	4	1	0	0	0	0	0	.200	0-1
2018	.000	9-1	5	3	0	0	0	0	0	.167	0-0
Totals	.139	76-27	101	21	14	2	0	0	8	.254	2-4

#47 ALEX SCHNELL

LHP • L-L • 5-11 • 185 • 4VL

Milton, Ga. • Milton HS

Left-hander who saw most of his action in long relief and emerged as one of the top left-handers out of the bullpen in 2017 ... was a situational lefty in 2018 ... in 71.1 innings pitched over 55 appearances (three starts) and four seasons, he had a 3-0 record, a save and 5.93 ERA while allowing 83 hits (.288 opponents' batting average) and 39 walks with 46 strikeouts.

2018: Had an 0-0 record and a 5.19 ERA in 10 relief appearances ... in 8.2 innings pitched, he allowed nine hits (.281 opponents' batting average) and six walks with four strikeouts ... held opponents to 1-for-11 (.091) with runners on base.

2017: Had a 1-0 record and 2.51 ERA in 13 relief appearances ... in 14.1 innings pitched, he allowed 15 hits (.273 opponents' batting average), no homers and five walks with nine strikeouts ... pitched 1.2 perfect innings in relief to earn the win at No. 4 South Carolina on March 5.

2016: Had an 0-0 record and a 6.11 ERA in 21 appearances (three starts) ... in 28.0 innings pitched, he allowed 38 hits (.317 opponents' batting average), one homer and 13 walks with 19 strikeouts ... Clemson had a 3-0 record in his three starts ... had a 3.24 ERA in 8.1 innings pitched over his three starts ... played for Strasburg in the Valley League in the summer, where he was 3-1 with a 3.25 ERA, .306 opponents' batting average and 14 strikeouts against three walks in 19.1 innings pitched over 10 appearances (one start).

2015: Had a 2-0 record, a save and an 8.41 ERA in 11 relief appearances ... in 20.1 innings pitched, he allowed 21 hits (.259 opponents' batting average) and 15 walks with 14 strikeouts ... did not throw a wild pitch ... pitched 4.0 innings in relief, allowing two hits, no runs and one walk with one strikeout to record his first career save against No. 10 South Carolina on Feb. 27 ... played for Florence in the Coastal Plain League in the summer, where he was 1-2 with a 4.24 ERA, .246 opponents' batting average and 18 strikeouts against 15 walks in 17.0 innings pitched over eight relief appearances.

Before Clemson: Two-time all-state selection ... state and region pitcher-of-the-year as a senior ... member of the state championship team as a junior ... No. 14 lefthander in Georgia by Perfect Game ... lettered three times in baseball at Milton High School, where he was coached by Joey Ray.

Personal: His brother, Kyle, was a righthander at Clemson from 2013-15 ... graduated May 11, 2018 with a degree in construction science & management ... born Alexander Benjamin Schnell on May 4, 1995 in Atlanta, Ga.

SCHNELL'S OVERALL STATS

Year	ERA	W-L	G-S	SV	IP	H	R	ER	BB	SO
2015	8.41	2-0	11-0	1	20.1	21	21	19	15	14
2016	6.11	0-0	21-3	0	28.0	38	26	19	13	19
2017	2.51	1-0	13-0	0	14.1	15	6	4	5	9
2018	5.19	0-0	10-0	0	8.2	9	5	5	6	4
Totals	5.93	3-0	55-3	1	71.1	83	58	47	39	46

#13 DREW WHARTON

OF • R-R • 6-3 • 190 • 4VL

Suwanee, Ga. • Peachtree Ridge HS

Outfielder who was one of Clemson's top contributors off the bench from 2015-17, then became an outfield starter in 2018 ... a career .245 hitter with a .325 on-base percentage in 137 games (84 starts) over four seasons ... had 15 doubles, a triple, seven homers, 61 RBIs, 38 runs, 42 walks, two hit-by-pitches and nine steals ... two-time ACC Academic Honor Roll member.

2018: Drafted in the 30th round (No. 908 overall pick) by the Chicago Cubs and signed in June ... hit .255 with 31 runs, 12 doubles, a triple, seven homers, 41 RBIs, a .407 slugging percentage, .337 on-base percentage, 30 walks, a hit-by-pitch and seven steals in 63 games (62 starts, including 31 in left field and 31 in center field) ... led the team in sacrifice flies (5), starts in left field and starts in center field ... tied for the team lead in games and triples ... had three outfield assists ... hit a team-high .300 in 24 games against NCAA Tournament teams and team-high .293 in 20 games against top-25 teams ... had 16 multiple-hit games and 13 multiple-RBI games ... hit .346 with nine runs and a .452 on-base percentage in seven postseason games ... Clemson Regional All-Tournament selection after going 6-for-15 with three RBIs, five runs, a .500 on-base percentage and a steal in four games ... went 3-for-4 with his first career homer and two RBIs against No. 10 Dallas Baptist on Feb. 23 ... hit two three-run homers in the first game of a doubleheader against No. 10 Dallas Baptist on Feb. 24 ... was 6-for-11 (.545) with three homers and eight RBIs in the series ... hit a walkoff triple against No. 23 South Carolina on March 4 ... went 2-for-4 with two runs, including the walkoff run in the 10th inning, and a walk against Morehead State in the Clemson Regional on June 1.

2017: ACC Academic Honor Roll member ... hit .214 with three runs, a double, six RBIs, a .277 on-base percentage, three walks, a hit-by-pitch and steal in 25 games (11 starts, including nine in right field and two as the DH) ... hit .292 in ACC regular-season games.

2016: ACC Academic Honor Roll member ... hit .154 with six RBIs, a .324 on-base percentage and seven walks in 26 games (six starts, including four as the DH, one in left field and one in right field) ... hit a two-out, two-run single in the ninth inning to give Clemson an 8-7 lead at No. 4 Miami (Fla.) on March 25 ... played for Hyannis in the Cape Cod League in the summer, where he hit .077 with one run and one steal in five games ... played for Martinsville in the Coastal Plain League in the summer, where he hit .188 with four runs, three doubles and four RBIs in 24 games.

2015: Hit .281 with four runs, two doubles, eight RBIs, a .297 on-base percentage, two walks and one steal in 23 games (five starts, including three at first base and two in left field) ... was 6-for-12 (.500) with one double, four RBIs and two runs in 10 games (one start) in ACC regular-season games ... was 6-for-16 (.375) in 18 games off the bench ... came off the bench and went 2-for-2 with four RBIs and a run at Boston College on April 10 ... played for Florence in the Coastal Plain League in the summer, where he hit .227 with 14 runs, five doubles, one triple, one homer and 14 RBIs in 39 games.

Before Clemson: Played in the East Coast Pro Showcase ... Team Elite Prime member ... played in the Perfect Game Game National Showcase ... first-team All-Southeast by Perfect Game ... all-state at the AAAAAA level ... No. 343 player in the nation by Perfect Game ... No. 73 outfielder in the nation by Perfect Game ... No. 28 player in Georgia by Perfect Game ... No. 10 outfielder in Georgia by Perfect Game ... lettered three times in baseball at Peachtree Ridge High School, where he was coached by Ryan Hanik.

Personal: Graduated May 11, 2018 with a degree in parks, recreation & tourism management ... born Andrew Russell Wharton on Nov. 28, 1995 in Atlanta, Ga.

WHARTON'S OVERALL STATS

Year	AVG	G-S	AB	R	H	2B	3B	HR	RBI	OB%	SB
2015	.281	23-5	32	4	9	2	0	0	8	.297	1-1
2016	.154	26-6	26	0	4	0	0	0	6	.324	0-0
2017	.214	25-11	42	3	9	1	0	0	6	.277	1-1
2018	.255	63-62	231	31	59	12	1	7	41	.337	7-10
Totals	.245	137-84	331	38	81	15	1	7	61	.325	9-12

#27 CHRIS WILLIAMS

C/INF • R-R • 6-1 • 225 • 3VL

Garden Grove, Calif. • Golden West College

Infielder and catcher who was one of the team's most versatile players in 2016 and became the starting catcher in 2017; did not start at catcher late in the season due to his second injury of

2017 ... became the everyday first baseman in 2018 ... a career .264 hitter with a .519 slugging percentage and .360 on-base percentage in 169 games (157 starts) over three seasons ... had 31 doubles, a triple, 40 homers, 161 RBIs, 117 runs, 75 walks, 23 hit-by-pitches and seven steals ... drafted two times in his career ... two-time Clemson Regional All-Tournament selection.

2018: Drafted in the eighth round (No. 244 overall pick) by the Minnesota Twins and signed in June ... Johnny Bench Award Watch List member ... Third-Team All-ACC selection ... hit .281 with 54 runs, 12 doubles, 18 homers, 72 RBIs, a .562 slugging percentage, .401 on-base percentage, 43 walks, seven hit-by-pitches and three steals in 63 games (63 starts, including 59 at first base, three at catcher and one as the DH) ... tied for 12th in the nation in RBIs, tied for 17th in homers and tied for 22nd in RBIs per game (1.14) ... first in the ACC in RBIs, tied for second in homers, ninth in total bases (132) and tied for 10th in runs ... led the team in RBIs and multiple-RBI games (20) ... tied for the team lead in games and starts ... committed only three errors (.995 fielding percentage) ... hit two grand slams, six three-run homers and four two-run homers ... was 9-for-14 (.643) with two grand slams and 22 RBIs with the bases loaded ... had 17 multiple-hit games ... ended the season on an 11-game hitting streak from May to June ... named one of four national players-of-the-week by Collegiate Baseball and earned All-ACC Tournament honors by going 7-for-10 (.700) with three homers, two doubles, 10 RBIs, six runs, four walks and a .786 on-base percentage in three games; tied Clemson's ACC Tournament record for RBIs ... Clemson Regional All-Tournament selection after going 5-for-13 with a homer, double, six RBIs, three runs and a .556 on-base percentage in four games ... went 2-for-4 with a key double in the ninth inning and a walkoff single in the 10th inning against William & Mary on Feb. 16 ... went 2-for-4 with a homer, double and six RBIs against Furman on Feb. 20 ... went 4-for-4 with a homer, two doubles, four RBIs, four runs and a hit-by-pitch against No. 10 Dallas Baptist on Feb. 23 ... went 3-for-3 with a homer, double, four RBIs, four runs and two walks against Notre Dame in the ACC Tournament on May 23; scored three runs in the fourth inning.

2017: Drafted in the 31st round (No. 919 overall pick) by the Tampa Bay Rays ... Johnny Bench Award Watch List member ... won the Dedication Award for outstanding work in the strength training room ... hit .261 with 29 runs, 14 doubles, 14 homers, 51 RBIs, a .572 slugging percentage, .320 on-base percentage, 14 walks, four hit-by-pitches and two steals in 49 games (42 starts, including 36 at catcher and six as the DH) ... tied for 10th in the ACC in homers ... led the team in multiple-RBI games (16) and two-out RBIs (21) ... only allowed 11 steals in 22 attempts ... had 13 multiple-hit games ... suffered a broken wrist on Feb. 12 and missed the first seven games; missed 14 games (and 21 starts) in all due to injury ... named ACC Player-of-the-Week on March 20 for his five games from March 14-19; was 8-for-21 (.421) with two doubles, three homers and 10 RBIs ... had a 13-game hitting streak from March to April ... hit two homers at College of Charleston on March 21 ... had two RBIs and a walkoff walk with two outs in the ninth inning against No. 17 Wake Forest on April 21.

2016: Hit .245 with 34 runs, five doubles, one triple, eight homers, 38 RBIs, a .342 on-base percentage, 18 walks, 12 hit-by-pitches and two steals in 57 games (52 starts, including 39 at first base and 13 at third base) ... tied for ninth in history in hit-by-pitches ... had 15 multiple-hit games and 11 multiple-RBI games ... had five homers and 19 RBIs in the last 15 games ... Clemson Regional All-Tournament selection after going 6-for-15 with one homer, six RBIs, four runs and three walks in four games ... hit the game-winning home run in the 11th inning at Notre Dame on May 19 ... went 1-for-3 with two runs and a walk against No. 8 Virginia in the ACC Tournament on May 26; led off the ninth inning with a single and scored the go-ahead run ... went 2-for-5 with a homer, five RBIs, three runs and a walk against Western Carolina in the Clemson Regional on June 3 ... played for Long Beach in the California Collegiate League in the summer, where he hit .233 with four runs, three doubles, one triple, 10 RBIs and one steal in 17 games.

Before Clemson: All-state, conference MVP and team MVP in 2015 at Golden West College, where he was coached by Bert Villarreal ... all-state as a senior ... league MVP as a senior ... lettered four times in baseball at Garden Grove High School, where he was coached by Ricardo Cepeda.

Personal: Majoring in management ... born Chris Kenichi Williams on Nov. 23, 1996 in Garden Grove, Calif.

WILLIAMS' OVERALL STATS

Year	AVG	G-S	AB	R	H	2B	3B	HR	RBI	OB%	SB
2016	.245	57-52	184	34	45	5	1	8	38	.342	2-2
2017	.261	49-42	180	29	47	14	0	14	51	.320	2-2
2018	.281	63-63	235	54	66	12	0	18	72	.401	3-4
Totals	.264	169-157	599	117	158	31	1	40	161	.360	7-8

2018 SEASON REVIEW

In many ways, the 2018 team was Clemson's best since the 2006 season. The Tigers again fell short in the Clemson Regional, but the list of team and individual accomplishments for the 2018 squad is a lengthy one.

Led by third-year head coach Monte Lee, Clemson totaled 47 overall wins, 22 ACC regular-season wins, a share of the ACC regular-season title and an outright ACC Atlantic Division title. Those four achievements were all firsts for the program since 2006.

Clemson was 24-9 against ACC teams, the best mark of any ACC team, won eight of 10 ACC series, won all five ACC road series for the first time in history, won its final 11 ACC road games and had three ACC road sweeps for the first time since 1995. The Tigers also won 12 of their last 13 ACC regular-season games and had a 15-5 overall road record. The Tigers set school records for one-run wins (16), fielding percentage (.975) and average home attendance (4,984) as well.

Clemson, who ranked in the top 25 of every poll for the second year in a row and finished as high as No. 12, featured a power-hitting lineup that tied for third in the nation in homers with 98, third most in Tiger history. Seth Beer was fifth in the nation in homers (22), while Chris Williams (18), Logan Davidson (15), Grayson Byrd (9), Patrick Cromwell (7) and Drew Wharton (7) all had at least seven homers. The Tigers also had a .451 slugging percentage and .379 on-base percentage.

Leading the way at the plate was Beer, who was a first-team All-American in 2018 and became only the second three-time All-American in Clemson history. Beer, also a First-Team All-ACC selection, hit .301 with an ACC-high 22 homers, 11 doubles, 54 RBIs, 64 runs, a .642 slugging percentage and .456 on-base percentage. Davidson was a third-team All-American and Second-Team All-ACC shortstop who batted .292 with 15 homers, 18 doubles, 46 RBIs, 60 runs, a .408 on-base percentage and 10 steals as well as an outstanding .971 fielding percentage.

2018 TEAM ACCOMPLISHMENTS

- Clemson had its 54th-consecutive winning season.
- The Tigers played in their 43rd all-time NCAA regional when they hosted the Clemson Regional.
- Clemson became one of only six schools in the country to play in the NCAA Tournament each of the last 10 seasons. The others are Cal State Fullerton, Florida, Florida State, Texas A&M and Vanderbilt.
- Clemson hosted a regional for the third year in a row.
- The Tigers were ranked in the final top 25 by all six services and were as high as No. 12 in the final Perfect Game poll.
- Clemson, who had four eight-game winning streaks, had its most wins (47) since 2006.
- Clemson won eight of its 10 ACC series, a first since 2006.
- Clemson won all five ACC road series for the first time. The Tigers won 11 ACC road games in a row to close the regular season, including sweeps of Wake Forest, Virginia and Pittsburgh. It marked the first time Clemson won three ACC series via three-game sweeps.
- Clemson (22-8) tied North Carolina for the ACC regular-season title, its first since 2006. The 22 wins were also its most since 2006.
- Clemson won its first ACC Atlantic Division title since 2010 and its first outright division title since 2006.
- Clemson had a 16-6 record in one-run games to set the school record for one-run wins. The Tigers swept William & Mary and Virginia with three one-run wins, the first two times in school history that happened.
- Clemson was second in the nation in homers per game (1.56), third in homers (98), fifth in winning percentage (.74.6) and seventh in wins.
- Clemson set a school record for fielding percentage (.975).
- Seven Tigers were selected in the draft, tied for 13th most in the nation.
- Clemson was in the top-10 percent of its sport in the eligibility, graduation and retention metric for APR. Clemson was one of only three ACC institutions (Notre Dame, Virginia Tech) to earn recognition for baseball.
- The Tigers averaged a school-record 4,984 fans per home date (34), the eighth-highest figure in the nation and first in the ACC.

Two other Tigers put up strong offensive numbers. Kyle Wilkie, a Third-Team All-ACC catcher, hit a team-high .324 with five homers, 40 RBIs and a .422 on-base percentage. He ended the season on a 29-game hitting streak and 39 on-base streak, and he only allowed 26 steals in 42 attempts while serving as the catcher in almost every game. Williams, a Third-Team All-ACC first baseman, hit .281 with 18 homers, 12 doubles, an ACC-high 72 RBIs, 54 runs and a .401 on-base percentage. Despite battling an injury, Byrd earned Third-Team All-ACC honors as well.

Every pitcher who started a game in 2017 did not return in 2018, but the staff was very consistent. Clemson had a 3.65 ERA, .239 opponents' batting average and 21 saves, tied for second most in school history.

The bullpen was the strongest component of the staff, led by second-team All-America closer Ryley Gilliam. The First-Team All-ACC selection had 11 saves, tied for third most in Tiger history, along with a 1.41 ERA, 165 opponents' batting average and 54 strikeouts in 38.1 innings pitched over 27 relief appearances.

Ryan Miller and Carson Spiers were two long relievers who were also a big reason Clemson was 16-6 in one-run games. Miller was 7-1 with four saves, a 2.51 ERA, .234 opponents' batting average and 64 strikeouts against 17 walks in 71.2 innings pitched over 26 relief appearances. Spiers had four saves, a 2.08 ERA, .149 opponents' batting average and 39 strikeouts in 43.1 innings pitched over a team-high 29 outings.

Clemson featured the same three starting pitchers for almost every weekend in 2018. Brooks Crawford was 8-2 with a 3.24 ERA, .234 opponents' batting average and 58 strikeouts against only 18 walks in a team-high 80.2 innings pitched over 16 starts. The Tigers were 14-2 in his 16 starts, while his six wins in ACC regular-season games led all league hurlers.

Jake Higginbotham was 6-1 with a 3.47 ERA and .236 opponents' batting average in 80.1 innings pitched over 16 starts. Jacob Hennessy had a 3.91 ERA

2018 INDIVIDUAL HONORS

#28 SETH BEER • OF/1B • JR.

- Dick Howser Trophy semifinalist
- Golden Spikes Award Watch List
- First-team All-American by ABCA, Baseball America, College Sports Madness, Collegiate Baseball, D1Baseball, NCBWA
- Second-team All-American by Perfect Game
- First-team All-Atlantic Region by ABCA
- First-Team All-ACC selection
- All-ACC Tournament selection
- National player-of-the-month (March) by NCBWA (4-11)
- ACC Co-Player-of-the-Week (3-12)
- ACC Player-of-the-Week (4-2)
- ACC Player-of-the-Week (5-21)

#4 GRAYSON BYRD • INF • *JR.

- Third-Team All-ACC selection

#8 LOGAN DAVIDSON • SS • SO.

- Brooks Wallace Award Watch List
- Third-team All-American by Baseball America
- Second-team All-Atlantic Region by ABCA
- Second-Team All-ACC selection
- All-ACC Tournament selection
- Mitchell Award winner (team MVP)
- Academic All-District by CoSIDA
- All-ACC Academic selection
- Bob Bradley Award winner (team MVP of South Carolina series)
- ACC Player-of-the-Week (4-30)

#44 RYLEY GILLIAM • RHP • JR.

- NCBWA Stopper-of-the-Year Watch List
- Second-team All-American by Baseball America, NCBWA
- Third-team All-American by ABCA
- NSCA Strength & Conditioning All-American
- First-team All-Atlantic Region by ABCA
- First-Team All-ACC selection
- All-ACC Academic selection

#32 JACOB HENNESSY • LHP • SO.

- College Baseball Foundation National Pitcher-of-the-Year Watch List
- Dedication Award winner (team strength training)
- All-ACC Academic selection

#39 TRAVIS MARR • RHP • *FR.

- All-ACC Academic selection

#35 RYAN MILLER • RHP • SR.

- Clemson Regional All-Tournament selection
- Stowe Award winner (team most valuable pitcher)

#23 CARSON SPIERS • RHP • SO.

- All-ACC Academic selection

#29 SPENCER STRIDER • RHP • FR.

- Freshman All-American by Collegiate Baseball
- All-ACC Freshman selection

#13 DREW WHARTON • OF • SR.

- Clemson Regional All-Tournament selection

#10 KYLE WILKIE • C • SO.

- Third-Team All-ACC selection
- Clemson Regional All-Tournament selection
- Tiger Baseball Award winner (leadership)

#27 CHRIS WILLIAMS • INF/C • SR.

- Johnny Bench Award Watch List
- Third-Team All-ACC selection
- All-ACC Tournament selection
- Clemson Regional All-Tournament selection

and 54 strikeouts against only 14 walks in 71.1 innings pitched over 14 starts. Spencer Strider, who led the team in strikeouts (70), earned freshman All-America and All-ACC Freshman honors as well.

The Tigers, who were seventh in the nation in wins, opened the season with three one-run home wins over William & Mary, marking the first time in school history Clemson won all three games of a series by one run. In the opener, Clemson trailed 4-1 with two outs and the bases empty before rallying for a win on Williams' walkoff single in the 10th inning.

The following weekend, Clemson hosted No. 10 Dallas Baptist and swept the Patriots by a combined score

2018 STARTS BY POSITION

PITCHER

# Player	GS
19 Brooks Crawford	16
24 Jake Higginbotham	16
32 Jacob Hennessy	14
29 Spencer Strider	6
22 Sam Weatherly	5
45 Holt Jones	3
39 Travis Marr	2
20 Mat Clark	1

CATCHER

# Player	GS
10 Kyle Wilkie	60
27 Chris Williams	3

FIRST BASE

# Player	GS
27 Chris Williams	59
25 Patrick Cromwell	3
11 Adam Renwick	1

SECOND BASE

# Player	GS
9 Jordan Greene	38
4 Grayson Byrd	15
17 Justin Hawkins	6
5 Sam Hall	4

SHORTSTOP

# Player	GS
8 Logan Davidson	63

THIRD BASE

# Player	GS
25 Patrick Cromwell	48
4 Grayson Byrd	11
17 Justin Hawkins	3
5 Sam Hall	1

LEFT FIELD

# Player	GS
13 Drew Wharton	31
5 Sam Hall	16
12 Robert Jolly	13
1 Kier Meredith	2
22 Sam Weatherly	1

CENTER FIELD

# Player	GS
13 Drew Wharton	31
31 Bryce Teodosio	24
1 Kier Meredith	8

RIGHT FIELD

# Player	GS
28 Seth Beer	63

DESIGNATED HITTER

# Player	GS
12 Robert Jolly	29
4 Grayson Byrd	13
17 Justin Hawkins	6
51 Drew Donathan	5
26 Matt Cooper	2
25 Patrick Cromwell	2
9 Jordan Greene	2
1 Kier Meredith	2
22 Sam Weatherly	1
27 Chris Williams	1

Note: Bold denotes returning player; 52.4 percent of the starts return in 2019.

2018 SEASON REVIEW

2018 FINAL POLLS

BA	CB	D1	NCBA	PG	USA	School	W-L
1	1	1	1	1	1	Oregon State	55-12-1
2	2	2	2	2	2	Arkansas	48-21
3	3	3	3	3	3	Florida	49-21
4	5	5	6	4	4	North Carolina	44-20
5	6	6	5	5	5	Texas Tech	45-20
6	4	4	4	7	6	Mississippi State	39-29
7	7	7	7	6	7	Texas	42-23
9	8	8	8	11	8	Washington	35-26
13	15	13	10	15	9	Auburn	43-23
10	11	11	9	14	10	Duke	45-18
8	9	9	15	8	11	Minnesota	44-15
11	13	12	11	16	12	Tennessee Tech	53-12
12	10	10	13	13	13	Stetson	48-13
14	18	17	17	10	14	Stanford	46-12
15	19	15	18	9	15	Mississippi	48-17
17	16	18	16	24	16	Vanderbilt	35-27
16	12	14	12	23	17	South Carolina	37-26
19	17	20	19	12	18	Clemson	47-16
18	14	16	14	25	19	Cal State Fullerton	36-25
21	20	19	20	19	20	Georgia	39-21
20	---	21	22	17	21	Florida State	43-19
22	22	22	21	20	22	NC State	42-18
23	---	---	23	21	23	East Carolina	44-18
---	21	---	25	18	24	Southern Mississippi	44-18
---	---	25	---	22	---	Connecticut	37-22-1
---	23	---	---	25	---	Louisville	45-19
---	25	23	---	---	---	UCLA	38-21
24	---	---	24	---	---	Coastal Carolina	43-19
25	---	24	---	---	---	Houston	38-25
---	24	---	---	---	---	Oklahoma	38-25

of 24-4, then Wilkie hit a walkoff single in the 10th inning in the Tigers' 9-8 win over Winthrop.

Clemson played its annual series against No. 23 South Carolina, and for the fourth year in a row, the Tigers won the series 2-1. After falling in Columbia 3-2 in game one, Clemson responded with back-to-back wins, including an 8-7 win at Doug Kingsmore Stadium in the finale on Wharton's walkoff triple. Those two victories were the first of Clemson's eight-game winning streak, one of four by the Tigers in 2018.

After midweek wins over Wofford and Michigan State, where the Tigers rallied from a 6-0 deficit with nine runs in the fifth inning in their 9-7 win at Fluor Field in Greenville, S.C., Clemson began ACC play with a three-game home sweep of Georgia Tech by a combined score of 23-7. Clemson upped its season record to 16-1 with a 5-0 home win over Charleston Southern, as Byrd tied a school record with three home runs.

The Tigers suffered a three-game home sweep against No. 10 NC State and a setback at Coastal Carolina before rebounding with two wins in three games at No. 11 Louisville and five victories in a row thereafter,

including a three-game home sweep of Boston College and a home win against No. 18 Coastal Carolina.

Clemson won two of three games at Notre Dame in frigid temperatures in early April, but the Tigers suffered a loss against No. 10 Georgia at North Augusta, S.C., two losses in three home games against Miami (Fla.), including losing an eight-run lead in the ninth inning in game one, and a loss at No. 12 Georgia.

But Clemson turned the tide and the bats came alive during the rest of the year. It started with a three-game sweep at Wake Forest, two midweek home wins and another three-game road sweep at Virginia. All three games were one-run wins at Virginia, marking the second time during 2018 and in history the Tigers swept a series with three one-run wins. Gilliam also became the first Tiger with a save in all three games of a series.

After five days off for final exams, Clemson suffered a heartbreaking 3-2 loss in 13 innings against a top-15 Florida State team. But Clemson won its biggest series of the year with a 12-7 win in game two and a 5-4 victory in game three on Jordan Greene's walkoff homer, the first by a Tiger since 2016.

After Clemson went 4-1 in five combined non-conference games against Western Carolina, Austin Peay and Kennesaw State, the Tigers ended the regular season with a three-game sweep at Pittsburgh. In the first game, Clemson hit six homers, including two each by Davidson and Cromwell. Davidson, a switch-hitter, also became the first Tiger in history to hit a home run from both sides of the plate in one game. With its 4-1 win in the regular-season finale, Clemson tied North Carolina for the best ACC regular-season record in 2018.

The Tigers took care of business of Notre Dame and Miami in the ACC Tournament to advance to the semi-final round. Against the Fighting Irish, the Tigers set an ACC Tournament record for runs in an inning with 17 in the fourth inning. It was also the third-most runs in an inning in school history and their most since 1998. Clemson hit four home runs in the frame as well. Not only did Davidson hit a homer from both sides of the plate for the second time in Tiger history six days after doing it the first time, he did it in the fourth inning.

No. 7 Florida State edged the Tigers 5-4 to eliminate them from the ACC Tourney, then Clemson was awarded a regional host for the 16th time and third year in a row.

Clemson downed Morehead State 4-3 in its regional opener on Greene's walkoff single in the 10th inning, the Tigers' sixth walkoff hit of the year, but Vanderbilt held on to defeat the Tigers 4-3 in the winners' bracket. After a 9-8 win over St. John's, the Commodores eliminated Clemson on its home field for the second year in a row. Miller, Wharton, Wilkie and Williams were named to the Clemson Regional All-Tournament team.

Seven Tigers were selected in the MLB draft, tied for 13th most in the nation. Beer became Clemson's first first-round draft pick since 2012 when he was selected by the Houston Astros. Gilliam (fifth round), Miller (sixth round), Williams (eighth round), Higginbotham (11th round), Wharton (30th round) and Mitchell Miller (31st round) were also chosen in the draft.

2018 ALL-ACC TEAM

FIRST TEAM

Pos.	Player	Team
C	Joey Bart	Georgia Tech
C	Cal Raleigh	Florida State
1B	Logan Wyatt	Louisville
2B	Wade Bailey	Georgia Tech
2B	Andy Weber	Virginia
SS	Will Wilson	NC State
3B	Kyle Dattres	North Carolina
OF	Seth Beer	Clemson
OF	Brett Kinneman	NC State
OF	Josh McLain	NC State
OF	Josh Stowers	Louisville
DH/UT	Tristin English	Georgia Tech
SP	Brian Brown	NC State
SP	Drew Parrish	Florida State
SP	Connor Thomas	Georgia Tech
RP	Ryley Gilliam	Clemson

SECOND TEAM

Pos.	Player	Team
C	Patrick Bailey	NC State
1B	Michael Busch	North Carolina
2B	Nick Podkul	Notre Dame
SS	Logan Davidson	Clemson
3B	Liam Sabino	Pittsburgh
3B	Matt Vierling	Notre Dame
OF	Griffin Conine	Duke
OF	Brock Deatherage	NC State
OF	Jimmy Herron	Duke
OF	Chase Murray	Georgia Tech
OF	Brandon Riley	NC State
DH/UT	Jack Labosky	Duke
SP	Nick Bennett	Louisville
SP	Griffin Roberts	Wake Forest
SP	Adam Wolf	Louisville
RP	Ethan DeCaster	Duke

THIRD TEAM

Pos.	Player	Team
C	Kyle Wilkie	Clemson
1B	Kyle McCann	Georgia Tech
1B	Chris Williams	Clemson
2B	Devin Mann	Louisville
SS	Ike Freeman	North Carolina
3B	Drew Mendoza	Florida State
OF	Chris Galland	Boston College
OF	Eric Gilgenbach	Notre Dame
OF	Jackson Lueck	Florida State
DH/UT	Grayson Byrd	Clemson
DH/UT	Danny Oriente	Louisville
DH/UT	Ron Washington Jr.	Pittsburgh
SP	Derek Casey	Virginia
SP	Evan McKendry	Miami (Fla.)
SP	Bobby Miller	Louisville
RP	Joe O'Donnell	NC State

ALL-FRESHMAN TEAM

Player	Pos.	Team
Chris Galland	OF	Boston College
Spencer Strider	RP	Clemson
Joey Loperfido	1B	Duke
C.J. Van Eyk	P	Florida State
Bobby Miller	SP	Louisville
Freddy Zamora	SS	Miami (Fla.)
Patrick Bailey	C	NC State
Reid Johnston	SP	NC State
Ron Washington Jr.	DH/UT	Pittsburgh
Andrew Abbott	RP	Virginia
Tanner Morris	SS	Virginia
Ian Seymour	P	Virginia Tech
Player-of-the-Year	Joey Bart	Georgia Tech
Pitcher-of-the-Year	Brian Brown	NC State
Defensive Player-of-the-Year	Joey Bart	Georgia Tech
Freshman-of-the-Year	Patrick Bailey	NC State
Coach-of-the-Year	Mike Fox	North Carolina

2018 ACC STANDINGS

ATLANTIC DIVISION

Rk	Team	ACC			Overall			Neutral
		W	L	Win %	Home	Away	W-L	
1. * Clemson		22	8	.733	9-6	13-2	47 16 .746	28-9 15-5 4-2
2. * NC State		19	11	.633	9-6	10-5	42 18 .700	29-11 12-5 1-2
3. * Louisville		18	12	.600	8-7	10-5	45 19 .703	23-9 15-9 7-1
4. * Florida State^		16	13	.552	8-6	8-7	43 19 .694	30-9 9-9 4-1
5. Wake Forest		13	17	.433	8-7	5-10	25 32 .439	17-13 8-17 0-2
6. Notre Dame		12	18	.400	9-6	3-12	24 30 .444	13-10 7-13 4-7
7. Boston College		7	22	.241	4-11	3-11	17 32 .347	8-15 7-12 2-5

COASTAL DIVISION

Rk	Team	ACC			Overall			Neutral
		W	L	Win %	Home	Away	W-L	
1. * North Carolina		22	8	.733	13-2	9-6	44 20 .688	28-6 12-10 4-4
2. * Duke		18	11	.621	10-5	8-6	45 18 .714	27-6 15-10 3-2
3. Miami (Fla.)		16	13	.552	9-5	7-8	28 26 .519	19-14 8-11 1-1
4. Georgia Tech		14	16	.467	11-4	3-12	31 27 .534	25-10 6-14 0-3
5. Virginia		12	18	.400	7-8	5-10	29 25 .537	21-12 5-12 3-1
6. Pittsburgh		11	19	.367	5-10	6-9	29 26 .527	8-11 10-12 11-3
7. Virginia Tech		8	22	.267	4-11	4-11	21 33 .389	10-12 6-17 5-4

* - NCAA Tournament participant; ^ - ACC Tournament champion

DOUG KINGSMORE STADIUM

Doug Kingsmore Stadium, the home of Tiger baseball since 1970, has seen many changes and improvements over the years, but it has not lost its aesthetic beauty and unique feel on the west side of the Clemson University campus.

Former Clemson baseball star and Board of Trustees Emeritus Doug Kingsmore gave the athletic department a \$1 million gift towards renovation of Clemson's baseball stadium, formerly known as Tiger Field. During the 2002 and 2003 offseasons, Doug Kingsmore Stadium underwent radical renovations, as over \$5 million was spent. Since then, many other renovations have been performed to keep Doug Kingsmore Stadium among the best in the country. D1Baseball tabbed it as the No. 6 ballpark in the country and No. 1 in the ACC in September 2016.

Kingsmore played for the Tigers for three seasons (1952-54). An All-ACC and All-District III outfielder in 1954, he became the first Tiger in history to hit 10 home runs in a season. He did that in 1954 while playing just 24 games. He led the ACC in home runs and runs (25) that year, and he led the Tigers in batting average (.371), slugging percentage (.742) and RBIs (27).

Kingsmore played three years of professional baseball in the Baltimore Oriole organization before beginning a successful business career. He served three terms on the Clemson University Board of Trustees and became trustee emeritus when his elected term expired in 2002.

Clemson was No. 8 in the country and No. 1 in the ACC in average attendance (4,984) to set a school record in the 2018 season. It marked the Tigers' 25th straight top-20 finish and 17th season in a row in the top 15 in the nation. Thanks in large part to that fan support, StadiumJourney.com rated Doug Kingsmore Stadium as having one of the top-10 stadium experiences in the nation in 2015.

This outstanding fan support from the Clemson community and upstate of South Carolina has contributed to the Tigers' outstanding home-field record. Clemson has played at Doug Kingsmore Stadium for 49 years and has a winning percentage of 78 percent. That includes a 392-128 record (.754) in ACC regular-season contests. The Tigers have had a winning record in all 49 seasons at Doug Kingsmore Stadium as well.

Nine times during the 1994 season, an opposing top-20 team tasted defeat at Doug Kingsmore Stadium.

and four times a team ranked in the top three lost to the Tigers. Seven wins against top-20 teams, including three victories over a top-10 Florida State squad, were recorded at home in the 1996 season.

In 2000, the Tigers had an 8-3 record against top-25 foes at home. After Clemson won three games against No. 2 Florida State, head coach Mike Martin opined on how tough it is to play at Doug Kingsmore Stadium.

"If you had told me in 1992 that we were going to go to a place where we'd be 2-13 over the next eight years, I would have gone to the administration and suggested we join another conference," Martin told the Tallahassee Democrat. "Clemson is a very tough place to play...the toughest place to play of any place I've ever competed in all my years of college baseball. The good news is it's 727 days before we have to go back to Clemson."

Martin echoed those sentiments 12 years later after his top-ranked Seminoles salvaged the series with their only win in the series in the finale at Doug Kingsmore Stadium in 2012.

"That was one of the biggest wins of the year for us. I don't care what anyone says...this is the toughest place that I have had to play a baseball game in all of my years of coaching."

Doug Kingsmore Stadium has seen steady improvement since its first season in 1970 and is now one of the top facilities in the country. Evidence of its high rating among facilities across the nation has been demonstrated in recent years, when Doug Kingsmore Stadium was named as a site for a regional and/or a super regional in 1994, 1995, 1996, 1998, 2000, 2001, 2002, 2005, 2006, 2009, 2010, 2011, 2016, 2017 and 2018.

The renovations began during the summer of 2002, which has kept Clemson's ballpark among the country's best. The stadium has a brick façade that surrounds every entrance. A green roof that covers much more of the stands and a press box that is twice as large adds to the comfort of fans attending the game and the media covering it. The press box, which is accessible by elevator, includes four large booths for broadcasting and a separate media center that accommodates 18 writers.

There is also a patio area outside the press box that is above the existing stands along the first and third-base lines. The area is used for receptions and other events throughout the year.

2018 ATTENDANCE LEADERS

Rk	School	Dates	Total	Avg.
1.	Louisiana State	37	399,085	10,786
2.	Mississippi	36	322,742	8965
3.	Arkansas	36	318,856	8857
4.	South Carolina	34	229,434	6748
5.	Mississippi State	20	117,357	5868
6.	Texas	39	210,895	5408
7.	Texas A&M	34	175,925	5174
8.	Clemson	34	169,450	4984
9.	Louisiana	28	135,369	4835
10.	Nebraska	23	105,074	4568
11.	TCU	31	137,086	4422
12.	Florida State	38	166,067	4370
13.	Texas Tech	31	128,346	4140
14.	Florida	41	165,551	4038
15.	Southern Mississippi	26	98,443	3786

Two ticket booths, concession stands with an adjoining picnic area and enlarged restrooms make the facility easily accessible and fan-friendly. A grand stairway leading from the McFadden Building parking lot to the stadium's main entrance is an added feature from a convenience and aesthetic aspect.

The players also realize improvements, as four batting cages were constructed and recently enclosed with a pitching lab beyond the right-field fence. The dugouts were almost doubled in length and width.

Prior to the 2005 season, PawVision, the videoboard that was used in the football stadium, was moved to Doug Kingsmore Stadium. Prior to the 2008 season, new lights were installed, then a practice facility with field turf was built behind the batting cages in 2009. Additional chairback seats were also added behind the right-field fence.

Before the 2010 season, the Thomas F. Chapman Grandstands were constructed behind the left-field fence, adding 1,000 seats. Chapman, who was a two-time All-ACC pitcher at Clemson (1963-65), gave \$2 million to the University, \$1 million of which went to the grandstands.

Before the 2013 season, chairback seats were added in the main grandstand, replacing the bleacher seats. The videoboard was upgraded as well. After the 2013 season, the playing surfaced was re-leveled and an upgraded

RECORD VS. OPPONENTS AT DOUG KINGSMORE STADIUM

Opponent ^(First-Last Game)	W-L	Win %	Erskine ⁽¹⁹⁷⁷⁻⁸⁴⁾	4-0	1.000	Miami (Fla.) ⁽¹⁹⁸⁹⁻¹⁸⁾	12-12	.500	Seton Hall ⁽¹⁹⁸⁹⁻⁰¹⁾	5-0	1.000
Alabama ⁽¹⁹⁸³⁻¹⁰⁾	5-4	.556	Florida Atlantic ⁽¹⁹⁹⁸⁾	1-1	.500	Miami (Ohio) ⁽²⁰¹⁰⁾	1-0	1.000	Siena ⁽¹⁹⁹⁶⁾	2-0	1.000
Alabama-Birmingham ⁽²⁰¹²⁾	2-1	.667	Florida Gulf Coast ⁽²⁰¹⁰⁾	3-1	.750	Michigan State ⁽²⁰⁰⁹⁾	1-0	1.000	South Alabama⁽¹⁹⁸⁷⁻⁰²⁾	4-3	.571
Appalachian State ⁽¹⁹⁷³⁻¹⁴⁾	17-2	.895	Florida International ⁽¹⁹⁸⁵⁾	1-1	.500	Middle Tennessee ⁽²⁰⁰⁰⁾	2-0	1.000	South Carolina⁽¹⁹⁷⁰⁻¹⁸⁾	52-28	.650
Arkansas ⁽²⁰⁰²⁾	2-1	.667	Florida State ⁽¹⁹⁷¹⁻¹⁸⁾	33-19	.635	Mississippi State ⁽²⁰⁰⁰⁻⁰⁶⁾	3-0	1.000	South Carolina-Aiken ⁽¹⁹⁸⁵⁾	1-0	1.000
Auburn ⁽¹⁹⁸⁷⁻⁰⁴⁾	10-5	.667	Francis Marion ⁽¹⁹⁷⁶⁻⁸⁶⁾	4-1	.800	Morehead State ⁽¹⁹⁹⁷⁻¹⁸⁾	6-0	1.000	South Carolina-Upstate ⁽²⁰⁰⁹⁻¹³⁾	3-0	1.000
Austin Peay ⁽²⁰¹⁸⁾	2-1	.667	Furman⁽¹⁹⁸³⁻¹⁸⁾	33-5	.868	Navy ⁽¹⁹⁹⁵⁾	1-0	1.000	South Florida ⁽¹⁹⁹⁶⁾	1-2	.333
Ball State ⁽¹⁹⁸⁴⁾	1-2	.333	Gardner-Webb⁽¹⁹⁷⁵⁻¹⁵⁾	9-0	1.000	Nevada ⁽²⁰¹⁷⁾	2-1	.667	Southern California ⁽¹⁹⁹⁸⁾	0-1	.000
Belmont Abbey ⁽¹⁹⁷⁰⁻⁷¹⁾	3-0	1.000	George Mason ⁽¹⁹⁹⁵⁻⁰⁷⁾	8-1	.889	Nevada-Las Vegas ⁽²⁰⁰⁰⁻¹⁴⁾	3-1	.750	Stetson ⁽¹⁹⁹⁸⁾	3-0	1.000
Boston College ⁽²⁰⁰⁷⁻¹⁸⁾	16-5	.762	George Washington ⁽¹⁹⁷⁰⁾	1-0	1.000	New Hampshire ⁽¹⁹⁹⁴⁾	1-0	1.000	Tampa ⁽¹⁹⁹²⁾	3-0	1.000
California ⁽¹⁹⁹⁷⁾	1-2	.333	Georgia⁽¹⁹⁷⁰⁻¹⁷⁾	37-15	.712	New York Tech ⁽²⁰⁰¹⁾	3-0	1.000	Tennessee ⁽¹⁹⁸¹⁻⁹⁷⁾	12-2	.857
California-Irvine ⁽²⁰⁰⁵⁾	3-0	1.000	Georgia Regents ⁽¹⁹⁸⁴⁻⁹¹⁾	2-0	1.000	Newberry ⁽¹⁹⁷⁷⁾	0-1	.000	Tennessee Tech⁽²⁰⁰³⁻¹²⁾	5-0	1.000
Campbell ⁽¹⁹⁸²⁻⁹⁰⁾	3-1	.750	Georgia Southern ⁽¹⁹⁷¹⁻¹⁵⁾	30-12	.714	North Carolina⁽¹⁹⁷⁰⁻¹⁵⁾	39-18	.684	Toledo ⁽¹⁹⁷⁶⁻⁷⁷⁾	5-3	.625
Central Florida ⁽²⁰⁰⁴⁾	1-2	.333	Georgia Tech ⁽¹⁹⁷⁰⁻¹⁸⁾	41-19	.683	North Carolina A&T ⁽²⁰⁰⁵⁾	1-0	1.000	Valdosta State ⁽¹⁹⁸⁷⁾	2-0	1.000
Central Michigan ⁽¹⁹⁷³⁾	0-1	.000	High Point ⁽¹⁹⁷⁶⁻¹⁴⁾	9-0	1.000	North Carolina State ⁽¹⁹⁷⁰⁻¹⁸⁾	46-22	.676	Vanderbilt ⁽¹⁹⁸⁶⁻¹⁸⁾	2-5	.286
Charleston Southern⁽¹⁹⁷⁶⁻¹⁸⁾	17-1	.944	Holy Cross ⁽²⁰¹²⁾	1-0	1.000	North Carolina-Asheville ⁽¹⁹⁹⁸⁻⁰⁹⁾	4-0	1.000	Vermont ⁽¹⁹⁷⁰⁾	1-0	1.000
Charleston, College of⁽²⁰⁰¹⁻¹⁷⁾	15-2	.882	Howard ⁽¹⁹⁷⁸⁻⁸²⁾	10-0	1.000	North Carolina-Greensboro ⁽²⁰⁰⁸⁻¹⁷⁾	4-0	1.000	Virginia ⁽¹⁹⁷⁰⁻¹⁷⁾	43-14	.754
Charlotte⁽¹⁹⁸⁵⁻⁰⁹⁾	8-2	.800	Illinois ⁽¹⁹⁸⁶⁻⁰⁰⁾	3-0	1.000	North Carolina-Wilmington ⁽¹⁹⁷⁶⁻⁰⁹⁾	21-3	.875	Virginia Tech ⁽¹⁹⁸⁰⁻¹⁷⁾	21-2	.913
Cincinnati ⁽²⁰¹¹⁾	1-0	1.000	Jacksonville ⁽¹⁹⁹⁵⁾	1-0	1.000	Notre Dame⁽¹⁹⁹⁴⁻¹⁷⁾	4-3	.571	Wake Forest⁽¹⁹⁷⁰⁻¹⁷⁾	55-11	.833
Citadel, The⁽¹⁹⁸²⁻⁰⁴⁾	13-2	.867	James Madison ⁽¹⁹⁷⁶⁻¹⁶⁾	20-0	1.000	Ohio ⁽¹⁹⁷⁰⁻⁰¹⁾	14-7	.667	West Virginia ⁽¹⁹⁷²⁻¹⁵⁾	7-2	.778
Coastal Carolina⁽¹⁹⁸⁸⁻¹⁸⁾	33-6	.846	Kansas ⁽²⁰⁰⁶⁾	2-1	.667	Ohio State ⁽¹⁹⁸⁰⁻⁸⁸⁾	9-3	.750	Western Carolina ⁽¹⁹⁷⁴⁻¹⁸⁾	46-5	.902
Columbus ⁽¹⁹⁹¹⁾	2-0	1.000	Kansas State ⁽¹⁹⁹⁹⁾	3-0	1.000	Oklahoma State ⁽²⁰⁰⁹⁻¹⁶⁾	2-3	.400	Western Michigan ⁽¹⁹⁷³⁾	1-1	.500
Connecticut ⁽²⁰¹¹⁾	0-2	.000	Kennesaw State ⁽²⁰¹⁸⁾	1-0	1.000	Old Dominion ⁽¹⁹⁸³⁻⁰³⁾	27-5	.844	Wichita State ⁽¹⁹⁸¹⁾	0-1	.000
Dallas Baptist ⁽²⁰¹⁸⁾	3-0	1.000	Kentucky ⁽¹⁹⁸⁵⁻⁹⁷⁾	4-1	.800	Oral Roberts ⁽²⁰⁰⁵⁻⁰⁶⁾	3-0	1.000	William & Mary ⁽²⁰⁰⁰⁻¹⁸⁾	8-1	.889
Davidson ⁽¹⁹⁸⁶⁻¹¹⁾	3-0	1.000	Lewis ⁽¹⁹⁷⁷⁻⁷⁸⁾	6-0	1.000	Pacific ⁽²⁰⁰⁷⁾	3-0	1.000	Winthrop⁽¹⁹⁸¹⁻¹⁸⁾	18-5	.783
Dayton ⁽²⁰¹⁰⁾	1-0	1.000	Liberty ⁽¹⁹⁸⁸⁻¹⁴⁾	2-3	.400	Pittsburgh ⁽²⁰¹⁶⁾	2-1	.667	Wofford ⁽¹⁹⁹⁹⁻¹⁸⁾	14-0	1.000
Duke⁽¹⁹⁷⁰⁻¹⁵⁾	49-7	.875	Louisville⁽¹⁹⁷⁰⁻¹⁷⁾	7-5	.583	Presbyterian College ⁽²⁰⁰⁹⁻¹⁸⁾	7-2	.778	Wright State ⁽²⁰¹⁰⁻¹⁷⁾	7-2	.778
East Carolina ⁽¹⁹⁷⁹⁻⁰²⁾	9-2	.818	Maine ⁽¹⁹⁹⁶⁻¹⁶⁾	20-2	.909	Purdue ⁽²⁰⁰²⁾	3-0	1.000	Yale ⁽²⁰¹⁷⁾	2-0	1.000
East Tennessee State⁽¹⁹⁷¹⁻¹¹⁾	16-4	.800	Maryland ⁽¹⁹⁷⁰⁻¹³⁾	57-4	.934	Richmond ⁽²⁰⁰¹⁾	2-1	.667	Totals	1191-328	.784
Eastern Kentucky ⁽¹⁹⁹²⁾	2-0	1.000	Marshall ⁽¹⁹⁷⁵⁻⁹⁰⁾	15-1	.938	Rider ⁽¹⁹⁷⁰⁾	2-0	1.000	Note: Bold denotes 2019 opponent scheduled to play at Doug Kingsmore Stadium.		
Eastern Michigan ⁽²⁰¹¹⁻¹⁴⁾	4-2	.667	Memphis ⁽²⁰⁰⁷⁾	2-1	.667	Sacred Heart ⁽²⁰¹¹⁾	1-0	1.000			
Elon ⁽²⁰⁰⁰⁻¹⁷⁾	16-6	.727	Mercer ⁽¹⁹⁷⁴⁻⁰⁸⁾	9-1	.900	Saint John's ⁽¹⁹⁷⁵⁻¹⁸⁾	2-0	1.000			

DOUG KINGSMORE STADIUM

drainage system was installed that can handle multiple inches of rain per hour without pooling of water. Home plate was also moved out 10 feet, creating more space behind home plate and shorter distances to the outfield fence.

In 2015, the stadium continued with upgrades, including a new three-story building behind the first-base dugout. It houses a state-of-the-art clubhouse, coaches offices and a player lounge among other amenities. Premium seating was also added behind home plate. In 2016, a berm was created behind the third-base stands and is a favorite among young Tiger fans.

The stadium is located in the middle of Clemson's athletic facilities. It is across the street from Littlejohn Coliseum, home of Tiger basketball, and Memorial Stadium, home of Clemson football. It is also located behind Jervey Athletic Center, home of the administration.

Starting in 2020, Tiger baseball will have a new neighbor, with softball being added to the athletic landscape. The softball stadium is being built beyond the left-field fence.

Doug Kingsmore Stadium has over 4,500 permanent seats, but is capable of holding 6,272 fans thanks to a hill area down the left-field line that is popular with the Clemson student-body. The stadium attendance record was set on March 6, 2016, when 6,524 fans saw Clemson defeat No. 18 South Carolina 4-1.

The park features a terrace in the outfield adjacent to the fence, similar to the old Crosley Field in Cincinnati, Ohio, which ironically was torn down the year Doug Kingsmore Stadium was built. Bill Wilhelm, Clemson's longtime coach who was the skipper when the field was built, liked the look and practicality of a field with grass all the way around the outfield instead of gravel or dirt.

Former MLB catcher Jason Varitek, who played at Georgia Tech in the 1990s, said Doug Kingsmore Stadium was his favorite venue to play at. "They had rowdy fans. And the fans are right on the action. They were closer to the on-deck circle than we were."

YEAR-BY-YEAR RECORDS

Year	ACC	Win %	Overall	Win %
1970	10-0	1.000	20-1	.952
1971	6-1	.857	17-6	.739
1972	4-1	.800	12-3	.800
1973	3-1	.750	8-7	.533
1974	6-1	.857	13-3	.813
1975	7-1	.875	18-2	.900
1976	4-0	1.000	15-4	.789
1977	4-0	1.000	23-4	.852
1978	6-0	1.000	24-2	.923
1979	5-0	1.000	17-2	.895
1980	6-2	.750	25-6	.806
1981	7-0	1.000	17-9	.654
1982	7-1	.875	21-7	.750
1983	4-1	.800	16-5	.762
1984	6-2	.750	21-10	.677
1985	5-0	1.000	16-9	.640
1986	6-2	.750	23-7	.767
1987	8-2	.800	30-6	.833
1988	11-0	1.000	30-2	.938
1989	7-1	.875	27-5	.844
1990	8-2	.800	26-5	.839
1991	10-1	.909	31-1	.969
1992	10-2	.833	27-4	.871
1993	4-6	.400	23-8	.742
1994	11-1	.917	28-5	.848
1995	11-1	.917	33-1	.971
1996	9-3	.750	34-8	.810
1997	9-2	.818	28-5	.848
1998	9-2	.818	33-6	.846
1999	9-3	.750	25-7	.781
2000	10-2	.833	37-5	.881
2001	10-2	.833	27-8	.771
2002	7-5	.583	36-9	.800
2003	9-3	.750	27-6	.818
2004	10-2	.833	23-9	.719
2005	11-4	.733	25-7	.781
2006	15-0	1.000	36-5	.878
2007	9-6	.600	25-11	.694
2008	6-9	.400	18-13	.581
2009	11-4	.733	31-9	.775
2010	12-3	.800	29-9	.763
2011	9-6	.600	28-9	.757
2012	8-7	.533	21-14	.600
2013	10-5	.667	26-9	.743
2014	7-8	.467	22-12	.647
2015	7-7	.500	16-14	.533
2016	10-5	.667	26-9	.743
2017	10-5	.667	29-11	.725
2018	9-6	.600	28-9	.757
Totals	392-128	.754	1191-328	.784

CLEMSON VS. ACC AT DOUG KINGSMORE STADIUM

Team	W-L	Win %
Boston College	16-5	.762
Duke	48-7	.873
Florida State	27-15	.643
Georgia Tech	35-17	.673
Louisville	1-5	.167
Maryland	55-4	.932
Miami (Fla.)	9-9	.500
North Carolina	39-18	.684
NC State	43-22	.662
Notre Dame	4-2	.667
Pittsburgh	2-1	.667
South Carolina	2-0	1.000
Virginia	43-14	.754
Virginia Tech	15-0	1.000
Wake Forest	53-9	.855
Totals	392-128	.754

Note: Only includes regular-season games and record against opponents as members of the ACC; **bold** denotes 2019 ACC opponent at Doug Kingsmore Stadium.

SINGLE-SEASON ATTENDANCE BESTS

Rk	Year	Dates	Total	Avg.
1.	2018	34	169,450	4984
2.	2007	34	163,537	4810
3.	2013	31	147,296	4751
4.	2006	39	184,946	4742
5.	2009	36	170,156	4727

MAJOR LEAGUE TIGERS

JEFF BAKER • INF • 2000-02

Year	Team(s)	AVG	G	AB	R	H	2B	3B	HR	RBI	SB
2005	COL	.211	12	38	6	8	4	0	1	4	0
2006	COL	.368	18	57	13	21	7	2	5	21	2
2007	COL	.222	85	144	17	32	2	2	4	12	0
2008	COL	.268	104	299	55	80	22	1	12	48	4
2009	COL,CHC	.288	81	226	27	65	15	2	4	24	1
2010	CHC	.272	79	206	29	56	13	2	4	21	1
2011	CHC	.269	81	201	20	54	12	1	3	23	0
2012	CHC,DET,ATL	.239	68	153	17	38	10	1	4	21	4
2013	TEX	.279	74	154	21	43	8	0	11	21	1
2014	MIA	.264	90	208	27	55	10	4	3	28	1
2015	MIA	.208	41	72	11	15	3	0	3	8	0
Totals	6	.264	748	1793	244	474	108	15	54	235	14

BRIAN BARNES • LHP • 1986-89

Year	Team(s)	ERA	W-L	G-S	SV	IP	H	ER	BB	SO
1990	MON	2.89	1-1	4-4	0	28.0	25	9	7	23
1991	MON	4.22	5-8	28-27	0	160.0	135	75	84	117
1992	MON	2.97	6-6	21-17	0	100.0	77	33	46	65
1993	MON	4.41	2-6	52-8	3	100.0	105	49	48	60
1994	CLE,LAD	5.89	0-1	11-0	0	18.1	22	12	19	10
Totals	3	3.94	14-22	116-56	3	406.1	364	178	204	275

KRIS BENSON • RHP • 1994-96

Year	Team(s)	ERA	W-L	G-S	SV	IP	H	ER	BB	SO
1999	PIT	4.07	11-14	31-31	0	196.2	184	89	83	139
2000	PIT	3.85	10-12	32-32	0	217.2	206	93	86	184
2002	PIT	4.70	9-6	25-25	0	130.1	152	68	50	79
2003	PIT	4.97	5-9	18-18	0	105.0	127	58	36	68
2004	PIT,NYM	4.31	12-12	31-31	0	200.1	202	96	61	134
2005	NYM	4.13	10-8	28-28	0	174.1	171	80	49	95
2006	BAL	4.82	11-12	30-30	0	183.0	199	98	58	88
2009	TEX	8.46	1-1	8-2	0	22.1	33	21	12	11
2010	ARI	5.14	1-1	3-3	0	14.0	18	8	6	8
Totals	5	4.42	70-75	206-200	0	1243.2	1292	611	441	806

JASON BERKEN • RHP • 2003,04,06

Year	Team(s)	ERA	W-L	G-S	SV	IP	H	ER	BB	SO
2009	BAL	6.54	6-12	24-24	0	119.2	164	87	44	66
2010	BAL	3.03	3-3	41-0	0	62.1	64	21	19	45
2011	BAL	5.36	1-2	40-0	0	47.0	63	28	21	41
2012	BAL,CHC	5.49	0-3	5-4	0	19.2	29	12	7	11
Totals	2	5.36	10-20	110-28	0	248.2	320	148	91	163

JERRY BROOKS • 3B • 1986-88

Year	Team(s)	AVG	G	AB	R	H	2B	3B	HR	RBI	SB
1993	LAD	.222	9	9	2	2	1	0	1	1	0
1996	FLA	.400	8	5	2	2	0	1	0	3	0
Totals	2	.286	17	14	4	4	1	1	1	4	0

MIKE BROWN • RHP • 1978-80

Year	Team(s)	ERA	W-L	G-S	SV	IP	H	ER	BB	SO
1982	BOS	0.00	1-0	3-0	0	6.0	7	0	1	4
1983	BOS	4.67	6-6	19-18	0	104.0	110	54	43	35
1984	BOS	6.85	1-8	15-11	0	67.0	104	51	19	32
1985	BOS	21.60	0-0	2-1	0	3.1	9	8	3	3
1986	BOS,SEA	5.79	4-6	21-12	0	73.0	91	47	36	41
1987	SEA	54.00	0-0	1-0	0	0.1	3	2	0	0
Totals	2	5.75	12-20	61-42	0	253.2	324	162	102	115

TY CLINE • OF • 1959,60

Year	Team(s)	AVG	G	AB	R	H	2B	3B	HR	RBI	SB
1960	CLE	.308	7	26	2	8	1	1	0	2	0
1961	CLE	.209	12	43	9	9	2	1	0	1	1
1962	CLE	.248	118	375	53	93	15	5	2	28	5
1963	MLN	.236	72	174	17	41	2	1	0	10	2
1964	MLN	.302	101	116	22	35	4	2	1	13	0
1965	MLN	.191	123	220	27	42	5	3	0	10	2
1966	CHC,ATL	.273	49	88	15	24	0	0	0	8	3
1967	ATL,SFG	.254	74	130	18	33	5	5	0	4	2
1968	SFG	.223	116	291	37	65	6	3	1	28	0
1969	MON	.239	101	209	26	50	5	3	2	12	4
1970	MON,CIN	.277	50	65	13	18	7	1	0	8	1
1971	CIN	.196	69	97	12	19	1	0	0	1	2
Totals	6	.238	892	1834	251	437	53	25	6	125	22

CAD COLES • OF • 1904

Year	Team(s)	AVG	G	AB	R	H	2B	3B	HR	RBI	SB
1914	KCP	.253	78	194	17	49	7	3	1	25	6

TYLER COLVIN • OF/1B • 2004-06

Year	Team(s)	AVG	G	AB	R	H	2B	3B	HR	RBI	SB
2009	CHC	.176	6	17	1	3	0	0	0	2	0
2010	CHC	.254	135	358	60	91	18	5	20	56	6
2011	CHC	.150	80	206	17	31	8	3	6	20	0
2012	COL	.290	136	420	62	122	27	10	18	72	7
2013	COL	.160	27	75	8	12	0	0	3	10	0
2014	SFG	.223	57	139	16	31	10	3	2	18	1
Totals	3	.239	441	1215	164	290	63	21	49	178	14

JOHN CURTIS • LHP • 1968

Year	Team(s)	ERA	W-L	G-S	SV	IP	H	ER	BB	SO
1970	BOS	11.57	0-0	1-0	0	2.1	4	3	1	1
1971	BOS	3.12	2-2	5-3	0	26.0	30	9	6	19
1972	BOS	3.73	11-8	26-21	0	154.1	161	64	50	106
1973	BOS	3.58	13-13	35-30	0	221.1	225	88	83	101
1974	STL	3.78	10-14	33-29	1	195.0	199	82	83	89
1975	STL	3.44	8-9	39-18	1	146.2	151	56	65	67
1976	STL	4.50	6-11	37-15	1	134.0	139	67	65	52
1977	SFG	5.49	3-3	43-9	1	77.0	95	47	48	47
1978	SFG	3.71	4-3	46-0	1	63.0	60	26	29	38
1979	SFG	4.18	10-9	27-18	0	120.2	121	56	42	85
1980	SDP	3.51	10-8	30-27	0	187.0	184	73	67	71
1981	SDP	5.13	2-6	28-8	0	66.2	70	38	30	31
1982	SDP,CAL	4.28	8-7	34-18	1	128.1	137	61	49	64
1983	CAL	3.80	1-2	37-3	5	90.0	89	38	40	36
1984	CAL	4.40	1-2	17-0	0	28.2	30	14	11	18
Totals	5	3.96	89-97	438-199	11	1641.0	1695	722	669	825

MARK DAVIDSON • OF • 1982

Year	Team(s)	AVG	G	AB	R	H	2B	3B	HR	RBI	SB
1986	MIN	.118	36	68	5	8	3	0	0	2	2
1987	MIN	.267	102	150	32	40	4	1	1	14	9
1988	MIN	.217	100	106	22	23	7	0	1	10	3
1989	HOU	.200	33	65	7	13	2	1	1	5	1
1990	HOU	.292	57	130	12	38	5	1	1	11	0
1991	HOU	.190	85	142	10	27	6	0	2	15	0
Totals	2	.225	413	661	88	149	27	3	6	57	15

STEVEN DUGGAR • OF • 2018

Year	Team(s)	AVG	G	AB	R	H	2B	3B	HR	RBI	SB
2018	SFG	.255	41	141	20	36	11	1	2	17	5

CHRIS DWYER • LHP • 2009

Year	Team(s)	ERA	W-L	G-S	SV	IP	H	ER	BB	SO
2013	KCR	0.00	0-0	2-0	0	3.0	2	0	1	2

MIKE FREEMAN • INF • 2008-10

Year	Team(s)	AVG	G	AB	R	H	2B	3B	HR	RBI	SB
2016	ARI,SEA	.227	21	22	1	5	1	0	0	1	0
2017	SEALAD,CHC	.100	35	60	6	6	2	0	1	1	0
2018	CHC	----	1	0	0	0	0	0	0	0	0
Totals	4	.134	57	82	7	11	3	0	1	2	0

Year	Team(s)	ERA	W-L	G-S	SV	IP	H	ER	BB	SO
2017	SEA	9.00	0-0	1-0	0	1.0	3	1	1	0

RUSTY GERHARDT • LHP • 1969-72

Year	Team(s)	ERA	W-L	G-S	SV	IP	H	ER	BB	SO
1974	SDP	7.07	2-1	23-1	1	35.2	44	28	17	22

DANIEL GOSSETT • RHP • 2012-14

Year	Team(s)	ERA	W-L	G-S	SV	IP	H	ER	BB	SO
2017	OAK	6.11	4-11	18-18	0	91.1	116	62	31	72
2018	OAK	5.18	0-3	5-5	0	24.1	25	14	8	12
Totals	1	5.91	4-14	23-23	0	115.2	141	76	39	84

KHALIL GREENE • SS • 1999-02

Year	Team(s)	AVG	G	AB	R	H	2B	3B	HR	RBI	SB
2003	SDP	.215	20	65	8	14	4	1	2	6	0
2004	SDP	.273	139	484	67	132	31	4	15	65	4
2005	SDP	.250	121	436	51	109	30	2	15	70	5
2006	SDP	.245	121	412	56	101	26	2	15	55	5
2007	SDP	.254	153	611	89	155	44	3	27	97	4
2008	SDP	.213	105	389	30	83	15	2	10	35	5
2009	STL	.200	77	170	21	34	7	0	6	24	2
Totals	2	.245	736	2567	322	628	157	14	90	352	25

BERT HEFFERNAN • C • 1985-88

Year	Team(s)	AVG	G	AB	R	H	2B	3B	HR
------	---------	-----	---	----	---	---	----	----	----

MAJOR LEAGUE TIGERS

SHANE MONAHAN • OF • 1993-95

Year	Team(s)	AVG	G	AB	R	H	2B	3B	HR	RBI	SB
1998	SEA	.242	62	211	17	51	8	1	4	28	1
1999	SEA	.133	16	15	3	2	0	0	0	0	0
Totals	1	.235	78	226	20	53	8	1	4	28	1

DANIEL MOSKOS • LHP • 2005-07

Year	Team(s)	ERA	W-L	G-S	SV	IP	H	ER	BB	SO
2011	PIT	2.96	1-1	31-0	0	24.1	29	8	9	11

RON MUSSELMAN • RHP • 1976-77

Year	Team(s)	ERA	W-L	G-S	SV	IP	H	ER	BB	SO
1982	SEA	3.45	1-0	12-0	0	15.2	18	6	6	9
1984	TOR	2.11	0-2	11-0	1	21.1	18	5	10	9
1985	TOR	4.47	3-0	25-4	0	52.1	59	26	24	29
Totals	2	3.73	4-2	48-4	1	89.1	95	37	40	47

BILLY O'DELL • LHP • 1952-54

Year	Team(s)	ERA	W-L	G-S	SV	IP	H	ER	BB	SO
1954	BAL	2.76	1-1	7-2	0	16.1	15	5	5	6
1956	BAL	1.13	0-0	4-1	0	8.0	6	1	6	6
1957	BAL	2.69	4-10	35-15	4	140.1	107	42	39	97
1958	BAL	2.97	14-11	41-25	8	221.1	201	73	51	137
1959	BAL	2.93	10-12	38-24	1	199.1	163	65	67	88
1960	SFG	3.20	8-13	43-24	2	202.2	198	72	72	145
1961	SFG	3.59	7-5	46-14	2	130.1	132	52	33	110
1962	SFG	3.53	19-14	43-39	0	280.2	282	110	66	195
1963	SFG	3.16	14-10	36-33	1	222.1	218	78	70	116
1964	SFG	5.40	8-7	36-8	3	85.0	82	51	35	54
1965	MLN	2.18	10-6	62-1	19	111.1	87	27	30	78
1966	ATL/PIT	2.64	5-5	61-2	10	112.2	118	33	41	67
1967	PIT	5.82	5-6	27-11	0	86.2	88	56	41	34
Totals	4	3.29	105-100	479-199	50	1817.0	1697	665	556	1133

KYLE PARKER • OF/1B • 2008-10

Year	Team(s)	AVG	G	AB	R	H	2B	3B	HR	RBI	SB
2014	COL	.192	18	26	1	5	1	0	0	1	0
2015	COL	.179	46	106	10	19	3	1	3	11	1
Totals	1	.182	64	132	11	24	4	1	3	12	1

BEN PAULSEN • 1B • 2007-09

Year	Team(s)	AVG	G	AB	R	H	2B	3B	HR	RBI	SB
2014	COL	.317	31	63	8	20	4	0	4	10	0
2015	COL	.277	116	325	42	90	19	4	11	49	1
2016	COL	.217	39	92	8	20	5	0	1	11	0
Totals	1	.271	186	480	58	130	28	4	16	70	1

JOHN PAWLOWSKI • RHP • 1983-85

Year	Team(s)	ERA	W-L	G-S	SV	IP	H	ER	BB	SO
1987	CHW	4.91	0-0	2-0	0	3.2	7	2	3	2
1988	CHW	8.36	1-0	6-0	0	14.0	20	13	3	10
Totals	1	7.64	1-0	8-0	0	17.2	27	15	6	12

CHUCK PORTER • RHP • 1974-76

Year	Team(s)	ERA	W-L	G-S	SV	IP	H	ER	BB	SO
1981	MIL	4.15	0-0	3-0	0	4.1	6	2	1	1
1982	MIL	4.91	0-0	3-0	0	3.2	3	2	1	3
1983	MIL	4.50	7-9	25-21	0	134.0	162	67	38	76
1984	MIL	3.87	6-4	17-12	0	81.1	92	35	12	48
1985	MIL	1.98	0-0	6-1	0	13.2	15	3	2	8
Totals	1	4.14	13-13	54-34	0	237.0	278	109	54	136

FLINT RHEM • RHP • 1922-24

Year	Team(s)	ERA	W-L	G-S	SV	IP	H	ER	BB	SO
1924	STL	4.45	2-2	6-3	1	32.1	31	16	17	20
1925	STL	4.92	8-13	30-24	1	170.0	204	93	58	66
1926	STL	3.21	20-7	34-34	0	258.0	241	92	75	72
1927	STL	4.41	10-12	27-26	0	169.1	189	83	54	51
1928	STL	4.14	11-8	28-22	3	169.2	199	78	71	47
1930	STL	4.45	12-8	26-19	0	139.2	173	69	37	47
1931	STL	3.56	11-10	33-26	1	207.1	214	82	60	72
1932	STL/PHI	3.58	15-9	32-26	1	218.2	225	87	59	53
1933	PHI	6.62	5-14	28-19	2	125.0	182	92	33	27
1934	STL/BSN	3.69	9-8	30-21	1	168.1	190	69	45	62
1935	BSN	5.36	0-5	10-6	0	40.1	61	24	11	10
1936	STL	6.75	2-1	10-4	0	26.2	49	20	9	7
Totals	3	4.20	105-97	294-230	10	1725.1	1958	805	529	534

BILL SCHROEDER • C • 1977-79

Year	Team(s)	AVG	G	AB	R	H	2B	3B	HR	RBI	SB
1983	MIL	.178	23	73	7	13	2	1	3	7	0
1984	MIL	.257	61	210	29	54	6	0	14	25	0
1985	MIL	.242	53	194	18	47	8	0	8	25	0
1986	MIL	.212	64	217	32	46	14	0	7	19	1
1987	MIL	.332	75	250	35	83	12	0	14	42	5
1988	MIL	.156	41	122	9	19	2	0	5	10	0
1989	CAL	.203	41	138	16	28	2	0	6	15	0
1990	CAL	.224	18	58	7	13	3	0	4	9	0
Totals	2	.240	376	1262	153	303	49	1	61	152	6

KURT SEIBERT • SS • 1974-76

Year	Team(s)	AVG	G	AB	R	H	2B	3B	HR	RBI	SB
1979	CHC	.000	7	2	2	0	0	0	0	0	0

RICHIE SHAFFER • INF • 2010-12

Year	Team(s)	AVG	G	AB	R	H	2B	3B	HR	RBI	SB
2015	TBR	.189	31	74	11	14	3	0	4	6	0
2016	TBR	.250	20	48	5	12	6	0	1	4	0
Totals	1	.213	51	122	16	26	9	0	5	10	0

DANNY SHEAFFER • C/INF/OF • 1980

Year	Team(s)	AVG	G	AB	R	H	2B	3B	HR	RBI	SB
1987	BOS	.121	25	66	5	8	1	0	1	5	0
1989	CLE	.063	7	16	1	1	0	0	0	0	0
1993	COL	.278	82	216	26	60	9	1	4	32	2
1994	COL	.218	44	110	11	24	4	0	1	12	0
1995	STL	.231	76	208	24	48	10	1	5	30	0
1996	STL	.227	79	198	10	45	9	3	2	20	3
1997	STL	.250	76	132	10	33	5	0	0	11	1
Totals	4	.232	389	946	87	219	38	5	13	110	6

TONY SIPP • LHP • 2004

Year	Team(s)	ERA	W-L	G-S	SV	IP	H	ER	BB	SO
2009	CLE	2.93	2-0	46-0	0	40.0	27	13	25	48
2010	CLE	4.14	2-2	70-0	1	63.0	48	29	39	69
2011	CLE	3.03	6-3	69-0	0	62.1	45	21	24	57
2012	CLE	4.42	1-2	63-0	1	55.0	47	27	23	51
2013	ARI	4.78	3-2	56-0	0	37.2	35	20	22	42
2014	HOU	3.38	4-3	56-0	4	50.2	28	19	17	63
2015	HOU	1.99	3-4	60-0	0	54.1	41	12	15	62
2016	HOU	4.95	1-2	60-0	1	43.2	52	24	18	40
2017	HOU	5.79	0-1	46-0	0	37.1	36	24	16	39
2018	HOU	1.86	3-1	54-0	0	38.2	27	8	13	42
Totals	3	3.67	25-20	580-0	7	482.2	386	197	212	513

VET SITTON • RHP • 1904,05

Year	Team(s)	ERA	W-L	G-S	SV	IP	H	ER	BB	SO
1909	CLE	2.88	3-2	14-5	0	50.0	50	16	16	16

BRIAN SNYDER • LHP • 1977-79

Year	Team(s)	ERA	W-L	G-S	SV	IP	H	ER	BB	SO
1985	SEA	6.37	1-2	15-6	1	35.1	44	25	19	23
1989	OAK	27.00	0-0	2-0	0	0.2	2	2	2	1
Totals	2	6.75	1-2	17-6	1	36.0	46	27	21	24

BILL SPIERS • INF • 1985-87

Year	Team(s)	AVG	G	AB	R	H	2B	3B	HR	RBI	SB
1989	MIL	.255	114	345	44	88	9	3	4	33	10
1990	MIL	.242	112	363	44	88	15	3	2	36	11
1991	MIL	.283	133	414	71	117	13	6	8	54	14
1992	MIL	.313	12	16	2	5	2	0	0	2	1
1993	MIL	.238	113	340	43	81	8	4	2	36	9
1994	MIL	.252	73	214	27	54	10	1	0	17	7
1995	NYM	.208	63	72	5	15	2	1	0	11	0
1996	HOU	.252	122	218	27	55	10	1	6	26	7
1997	HOU	.320	132	291	51	93	27	4	4	48	10
1998	HOU	.273	123	384	66	105	27	4	4	43	11
1999	HOU	.288	127	393	56	113	18	5	4	39	10
2000	HOU	.301	124	355	41	107	17	3	3	43	7
2001	HOU	.333	4	3	0	1	0	0	0	0	0
Totals	3	.271	1252	3408	477	922	158	35	37	388	97

HAROLD STOWE • LHP • 1957-59

Year	Team(s)	ERA	W-L	G-S	SV	IP	H	ER	BB	SO
1960	NYU	9.00	0-0	1-0	0	1.0	0	1	1	0

TIM TEUFEL • INF • 1979,80

Year	Team(s)	AVG	G	AB	R	H	2B	3B	HR	RBI	SB
1983	MIN	.308	21	78	11	24	7	1	3	6	0
1984	MIN	.262	157	568	76	149	30	3	14	61	1
1985	MIN	.260	138	434	58	113	24	3	10	50	4
1986	NYM	.247	93	279	35	69	20	1	4	31	1
1987	NYM	.308	97	299	55	92	29	0	14	61	3
1988	NYM	.234	90	273	55	64	20	0	4	31	0
1989	NYM	.256	83	219	27	56	7	2	2	15	1
1990	NYM	.246	80	175	28	43	11	0	10	24	0
1991	NYM,SDP	.217	117	341	41	74	16	0	12	44	9
1992	SDP	.224	101	246	23	55	10	0	6	25	2
1993	SDP	.250	96	200	26	50	11	2	7	31	2
Totals	3	.254	1073	3112	415	789	185	12	86	379	23

PRO SIGNEES

Year	Player, Pos.	Round	Organization
1954	Doug Kingsmore, OF	FA	Orioles
	Billy O'Dell, P	FA	Orioles
1958	Bud Spiers, SS	FA	Athletics
1959	Larry Bagwell, 3B	FA	Senators
	Doug Hoffman, OF	FA	Senators
	Harold Stowe, P	FA	Yankees
1960	Ty Cline, OF	FA	Indians
1962	Dave Olson, P	FA	Yankees
1963	Gene Harbeson, P	FA	Giants
	Johnny Jones, OF	FA	Braves
	Elmo Lam, SS	FA	Phillies
1965	Tommy Chapman, P	9	Phillies
	Jack McCall, SS	*12	Orioles
	Rusty Adkins, OF	*14	Astros
1966	Charlie Watson, P	*#6	Athletics
	Rusty Adkins, SS	*\$7	Tigers
	Charlie Watson, P	*\$7	Indians
	Jack McCall, SS	15	Angels
	George Sutton, OF	*39	Mets
1967	Rusty Adkins, 2B	*\$7	Athletics
	Charlie Watson, P	#\$7	Senators
	Garry Helms, SS	12	Pirates
	Eddie Barbary, C	FA	Pirates
	Mike McCall, 3B	FA	Phillies
1968	John Curtis, P	\$1	Red Sox
	Nelson Gibson, P	24	Pilots
	Bill James, P	FA	Indians
1970	Don Russell, 3B	\$1	Astros
1971	Johnny Severs, OF	\$4	Mets
1972	Craig White, OF	*6	Angels
	Rusty Gerhardt, P	12	Padres
1973	Ken Bagwell, 2B	#3	White Sox
	Craig White, OF	12	Yankees
	Lindsay Graham, P	26	Rangers
1974	Steve Cline, P	6	Giants
	Richard Haynes, P	8	Astros
	Lin Hamilton, C	10	Padres
1975	Denny Walling, OF	\$1	Athletics
1976	Kurt Seibert, SS	3	Cubs
	Chuck Porter, P	7	Angels
	Bob Mahony, P	FA	Orioles
1977	Dave Caldwell, OF	4	Orioles
	Ron Musselman, P	5	Mariners
	Bill Foley, C	6	Brewers
	Billy Wingo, 2B	FA	Braves
1978	Pete Peltz, 3B	9	Indians
	Robert Bonnette, SS	*20	Indians
1979	Mike Sullivan, P	1	Reds
	Tim Teufel, 2B	*\$3	White Sox
	Brian Snyder, P	7	Mariners
	Bill Schroeder, C	8	Brewers
	Tony Masone, OF	10	Reds
	Len Bradley, P	*10	Indians
	David Buffamoyer, C	13	Yankees
	Todd Freeman, 3B	FA	Brewers
	Pete Khoury, OF	FA	Yankees
1980	Robbie Allen, SS	\$1	Dodgers
	Mike Brown, P	2	Red Sox
	Tim Teufel, 2B	2	Twins
	Robbie Allen, SS	*#4	Dodgers
	Len Bradley, P	5	White Sox
	Neil Simons, OF	14	Astros
	Billy Weems, OF	20	Astros
	Bobby Kenyon, P	25	Dodgers
1981	Danny Sheaffer, C	#1	Red Sox
	Glenn Gallagher, OF	3	Blue Jays
	Greg Guin, 1B	12	Cardinals
1982	Jimmy Key, P	3	Blue Jays
	Ricky Hester, OF	*\$4	Indians
	Mark Davidson, OF	11	Twins
	Jeff Gilbert, P	*32	Giants
	Coe Brier, C	FA	Twins
1983	Jeff Gilbert, P	10	Brewers
	Ricky Hester, SS	25	Rangers
	Scott Parrish, P	*26	Dodgers
1984	Brooks Shumake, 3B	5	Reds
	Scott Powers, SS	17	Braves
	Scott Parrish, P	21	Athletics
	Tim Rice, P	22	Cubs
1985	John Pawlowski, P	6	White Sox
	Jim McCollom, C	9	Angels
	George Stone, P	18	White Sox
	Tommy Smith, 1B	23	Giants
1987	Bill Spiers, SS	1	Brewers
	Bert Heffernan, C	*9	Rangers
	Chuck Baldwin, 2B	11	Indians
	Steve Baucom, 2B	25	Blue Jays
	Ray Williams, OF	FA	Mariners

1988	Bert Heffernan, C	9	Brewers
	Jerry Brooks, 3B	12	Dodgers
	Mike Pomeranz, P	13	Twins
	Brian Barnes, P	*25	Orioles
	Randy Mazey, OF	28	Indians
	Burke Fairey, OF	FA	Cubs
	Phillip Lowery, P	FA	Braves
1989	Mike Milchin, P	2	Cardinals
	Brian Barnes, P	4	Expos
	Mike Couture, C	*12	Angels
	Alan Botkin, P	23	Cardinals
	Henry Threadgill, 2B	34	Angels
	Rusty Charpia, SS	38	Brewers
1990	Tim Parker, P	3	Cubs
	Brian Kowitz, OF	9	Braves
	Ron Frazier, P	12	Yankees
	Brian Faw, P	17	Yankees
	David Tripp, P	25	Athletics
	Mike Couture, C	28	Brewers
	Tim Rigsby, SS	FA	Indians
1991	Joe DeBerry, 1B	3	Reds
	Jim Crowley, 2B	11	Red Sox
	Todd Stefan, SS	FA	Cubs
1992	Scott Miller, P	3	Athletics
	Jason Angel, P	5	Reds
	Paxton Briley, P	5	Angels
	Ted Corbin, SS	21	Twins
	Kevin Northrup, OF	31	Expos
	Aaron Jersild, P	43	Blue Jays
	Mike Lockhart, C	FA	Indians
1993	Keith Williams, OF	7	Giants
	Billy McMillon, OF	8	Marlins
	Chris Carter, C	30	Brewers
	Chad Phillips, P	*41	Marlins
1994	Andy Taulbee, P	2	Giants
	Mike Hampton, 3B	4	Reds
	Scott Winchester, P	*16	Tigers
	Mike Holtz, P	17	Angels
1995	David Miller, 1B	1	Indians
	Shane Monahan, OF	2	Mariners
	Seth Brizek, SS	8	Mariners
	Mark Watson, P	*8	Marlins
	Jason Dawsey, P	10	Brewers
	Jeff Sauve, P	11	Red Sox
	Scott Winchester, P	14	Indians
1996	Kris Benson, P	1	Pirates
	Billy Koch, P	1	Blue Jays
	David Shepard, P	3	Reds
	Ken Vining, P	4	Giants
	Brian Matz, P	9	Expos
	Paul Galloway, 3B	14	Giants
	Doug Livingston, 2B	17	Rockies
	Gary Burnham, OF	*40	Athletics
1997	Matthew LeCroy, C	*S	Twins
	Gary Burnham, OF	22	Phillies
1998	Matt Padgett, OF	5	Marlins
	Matt White, P	15	Indians
	Scott Clackum, P	FA	Marlins
1999	Mike Paradis, P	1	Orioles
	Chris Heck, P	5	Padres
	Brian Adams, P	*11	Padres
	Doug Roper, SS/P	26	Blue Jays
	Ryan Mottl, P	*27	Rangers
	Kurt Bultmann, 2B	34	Pirates
2000	Patrick Boyd, OF	*4	Pirates
	Ryan Mottl, P	6	Reds
	Scott Berney, P	18	Rockies
	Mike Calitri, INF	FA	Reds
	Justin Lombardi, P	FA	Marlins
	Henri Stanley, OF	FA	Astros
	Justin Singleton, OF/INF	FA	Blue Jays
2001	Josh Cram, P	4	Giants
	Patrick Boyd, OF	7	Rangers
	Khalil Greene, SS	*14	Cubs
	Steve Reba, P	*16	Athletics
	Nick Glaser, P	FA	Phillies
	Ryan Riley, 2B	FA	Rays
2002	Khalil Greene, SS	1	Padres
	Michael Johnson, 1B	2	Padres
	Jeff Baker, 3B	4	Rockies
	B.J. LaMura, P	5	White Sox
	Matt Henrie, P	7	Diamondbacks
	Jarrod Schmidt, OF	21	Reds
	Steve Reba, P	24	Rockies
	Ryan Childs, P	33	Orioles
	Thomas Boozer, P	FA	Indep.

2003	Steven Jackson, P	*32	Indians
	Kyle Frank, OF	FA	Yankees
	Paul Harrelson, P	FA	Rockies
	Steve Pizyk, C	FA	Braves
	David Slevin, 2B	FA	Yankees
2004	Tyler Lumsden, P	^S	White Sox
	Collin Mahoney, P/C	4	Tigers
	Lou Santangelo, C	4	Astros
	Brad McCann, 3B	6	Marlins
	Steven Jackson, P	10	Diamondbacks
	Patrick Hogan, P	14	Marlins
	Garrick Evans, OF	*25	Royals
	Zane Green, OF	44	Cubs
	Tony Sipp, OF/P	45	Indians
	Russell Triplett, SS	FA	Mets
2005	Kris Harvey, DH/P	2	Marlins
	Robert Rohrbaugh, P	7	Mariners
	Jeff Hahn, P	35	Tigers
	Adrian Casanova, C	*44	Tigers
	Drew Fiorenza, P	*45	Indians
2006	Tyler Colvin, OF	1	Cubs
	Jason Berken, P	6	Orioles
	Josh Cribb, P	8	Royals
	Steve Richard, P	8	Mariners
	Andy D'Alessio, 1B	*10	Dodgers
	Stephen Faris, P	12	Padres
	Drew Fiorenza, P	15	Mariners
	Herman Demmink, 3B	28	Phillies
	Marquez Smith, INF	*35	Cubs
	Adrian Casanova, C	40	Tigers
2007	Daniel Moskos, P	1	Pirates
	David Kopp, P	2	Cardinals
	Brad Chalk, OF	2	Padres
	Alan Farina, P	3	Blue Jays
	Stephen Clyne, P	3	Mets
	Marquez Smith, INF	8	Cubs
	Taylor Harbin, 2B/SS	8	Diamondbacks
	Doug Hogan, C	*16	Indians
	Andy D'Alessio, 1B	19	Giants
	P.J. Zocchi, P	36	Indians
	Stan Widmann, SS	*39	Athletics
2008	D.J. Mitchell, P/OF	10	Yankees
	Doug Hogan, C	18	Rangers
	Ryan Hinson, P	*31	Pirates
2009	Ben Paulsen, 1B	3	Rockies
	Chris Dwyer, P	4	Royals
	Ryan Hinson, P	10	Padres
	Graham Stoneburner, P	14	Yankees
	Trey Delk, P	29	White Sox
	Mike Freeman, INF	*36	Diamondbacks
	Matt Sanders, INF	41	Rockies
	Clinton McKinney, P	48	Rockies
	Addison Johnson, OF	*48	Athletics
2010	Kyle Parker, OF/1B	1	Rockies
	Mike Freeman, 2B	11	Diamondbacks
	John Hinson, INF	*13	Phillies
	Jeff Schaus, OF	*27	Indians
	Casey Harman, P	29	Cubs
	John Nester, C/1B	39	Athletics
2011	Brad Miller, SS	2	Mariners
	Will Lamb, OF/P/1B	2	Rangers
	John Hinson, 3B/2B	13	Astros
	Jeff Schaus, OF	16	Dodgers
	Kevin Brady, P	*17	Indians
	Joseph Moorefield, P	*26	Royals
	Chris Epps, OF	45	Astros
	Scott Weismann, P	46	Cubs
2012	Richie Shaffer, 3B/1B	1	Rays
	Spencer Kieboom, C	5	Nationals
	Kevin Brady, P	10	Phillies
	Dominic Leone, P	16	Mariners
	Jason Stolz, INF	17	Rockies
	Phil Pohl, C/1B/OF	28	Athletics
	Scott Firth, P	*32	Phillies
	David Haselden, P	FA	White Sox
2013	Scott Firth, P	19	Rockies
2014	Daniel Gossett, P	2	Athletics
	Steve Wilkerson, INF	8	Orioles
	Matt Campbell, P	9	Dodgers
	Garrett Boulware, C	16	Reds
	Jay Baum, INF/OF	21	Mariners
	Matthew Crownover, P	*21	Giants
2015	Zack Erwin, P	4	White Sox
	Tyler Krieger, INF	4	Indians
	Steven Duggar, OF	6	Giants
	Matthew Crownover, P	6	Nationals
	Brody Koerner, P	17	Yankees
	Clate Schmidt, P	*32	Red Sox
	Eli White, INF	*37	Pirates

FIRST-ROUND DRAFT PICKS

Year	Player, Pos.	Team
1968	John Curtis, LHP	Red Sox
1975	Denny Walling, OF	Athletics
1979	Mike Sullivan, RHP	Reds
1987	Bill Spiers, SS	Brewers
1995	David Miller, 1B	Indians
1996	Kris Benson, RHP	Pirates
	Billy Koch, RHP	Blue Jays
1999	Mike Paradis, RHP	Orioles
2002	Khalil Greene, SS	Padres
2006	Tyler Colvin, OF	Cubs
2007	Daniel Moskos, LHP	Pirates
2010	Kyle Parker, OF	Rockies
2012	Richie Shaffer, 3B/1B	Rays
2018	Seth Beer, OF	Astros

HIGHEST DRAFT PICKS

Year	Player, Pos.	Pick	Team
1996	Kris Benson, RHP	1	Pirates
1996	Billy Koch, RHP	4	Blue Jays
2007	Daniel Moskos, LHP	4	Pirates
1987	Bill Spiers, SS	13	Brewers
1999	Mike Paradis, RHP	13	Orioles
2002	Khalil Greene, SS	13	Padres
2006	Tyler Colvin, OF	13	Cubs
1979	Mike Sullivan, RHP	22	Reds
1995	David Miller, 1B	23	Indians

Note: Major league players in **bold**.

2016	Chris Okey, C	2	Reds
	Alex Bostic, P	10	Giants
	Eli White, INF	11	Athletics
	Weston Wilson, INF	17	Brewers
	Clate Schmidt, P	20	Tigers
	Pat Krall, P	*28	Cardinals
2017	Charlie Barnes, P	4	Twins
	Chase Pinder, OF	7	Cardinals
	Alex Eubanks, P	14	Rangers
	Paul Campbell, P	21	Rays
	Pat Krall, P	28	Athletics
	Jeremy Beasley, P	30	Angels
	Chris Williams, C	*31	Rays
	Ryan Miller, P	*31	Braves
	Reed Rohlfman, OF	35	Royals
	Tyler Jackson, P	FA	Mariners
2018	Seth Beer, OF	1	Astros
	Ryley Gilliam, P	5	Mets
	Ryan Miller, P	6	Diamondbacks
	Chris Williams, 1B	8	Twins
	Jake Higginbotham, P	11	Braves
	Drew Wharton, OF	30	Cubs
	Mitchell Miller, P	*31	Angels

* - did not sign; \$ - secondary phase; # - drafted in January; ^ - supplemental pick between first and second rounds; Note: No draft prior to 1965; major league players in **bold**.

HISTORY & RECORDS

CHAMPIONSHIP TRADITION

Clemson has made 12 appearances in the College World Series and has won 18 NCAA regional championships. The tradition dates to 1947, when Clemson advanced to the Final Eight of the NCAA Tournament before losing to Yale and a first baseman named George Bush.

Clemson has won an ACC regular-season title 22 times, more than any other ACC school. The Tigers have won 15 ACC titles, also more than any other school. The program has the most ACC Tournament titles (10) in history as well.

CLEMSON CAPTURED A SHARE OF THE 2018 ACC REGULAR-SEASON TITLE, ITS 22ND IN PROGRAM HISTORY.

TIGER TITLES

ACC REGULAR-SEASON TITLES (22)

Year	ACC	Overall
1954	8-4	14-10
1958	12-3	22-8
1959	11-5	24-8
1967	11-2	29-9
1973	10-2	24-16
1974	10-1	23-15
1975	10-2	33-10
1976	10-2	36-15
1977	9-1	42-10
1978	10-2	39-14
1979	10-1	40-15
1981	10-4	34-24
1982	10-2	37-22
1984	12-2	38-17
1985	9-4	36-30-1
1988	18-2	54-14
1991	18-3	60-10
1992	19-5	50-14
1994	20-4	57-18
1995	20-4	54-14
2006	24-6	53-16
2018	22-8	47-16

ACC TOURNAMENT TITLES (10)

Year	ACCT	Overall
1976	3-0	36-15
1978	3-0	39-14
1980	4-0	38-21
1981	5-1	34-24
1989	5-0	50-20
1991	5-0	60-10
1993	5-1	45-20
1994	4-1	57-18
2006	4-1	53-16
2016	4-0	44-20

NCAA REGIONAL TITLES (18)

Year	Regional	Overall
1947	3-1	24-5
1958	4-1	22-8
1959	3-0	24-8
1976	3-0	36-15
1977	3-1	42-10
1980	3-0	38-21
1991	4-0	60-10
1995	4-0	54-14
1996	4-0	51-17
1999	4-1	42-27
2000	3-0	51-18
2001	3-0	41-22
2002	3-0	54-17
2005	3-0	43-23
2006	3-0	53-16
2007	3-0	41-23
2009	4-1	44-22
2010	3-1	45-25

NCAA SUPER REGIONAL TITLES (4)

Year	SR	Overall
2000	2-0	51-18
2002	2-1	54-17
2006	2-0	53-16
2010	2-1	45-25

CWS APPEARANCES (12)

Year	CWS	Overall
1958	1-2	22-8
1959	1-2	24-8
1976	1-2	36-15
1977	1-2	42-10
1980	0-2	38-21
1991	0-2	60-10
1995	0-2	54-14
1996	2-2	51-17
2000	1-2	51-18
2002	2-2	54-17
2006	1-2	53-16
2010	2-2	45-25

TEAM RECORDS

BATTING

AT-BATS

Inning:	22	vs. NC State, 4-6-1979 (9th)
Game:	73	vs. Fordham, 5-26-1988
Both Teams:	135	vs. Fordham, 5-26-1988 (Clemson 70, Fordham 65)
Season:	2,639	1994

HITS

Inning:	12	at NC State, 4-6-1979 (9th)
	12	vs. Maryland, 3-21-1998 (3rd)
Game:	29	vs. Auburn, 5-8-1982
Both Teams:	48	vs. Auburn, 5-8-1982 (Clemson 29, Auburn 19)
Season:	874	1991

DOUBLES

Game:	10	vs. Coastal Carolina, 2-18-1989
Both Teams:	12	vs. Auburn, 5-8-1982 (Clemson 7, Auburn 5)
Season:	189	1991

TRIPLES

Game:	5	vs. Duke, 4-6-1986
Both Teams:	7	vs. Howard, 4-8-1978 (Clemson 4, Howard 3)
Season:	39	1986

HOME RUNS

Inning:	5	vs. South Carolina, 5-8-1962 (6th)
Game:	8	vs. South Carolina, 5-8-1962
Both Teams:	11	vs. South Carolina, 5-8-1962 (Clemson 8, South Carolina 3)
	11	vs. Vanderbilt, 6-3-2018 (Vanderbilt 9, Clemson 2)
Season:	112	2002

RBIs

Game:	37	at NC State, 4-6-1979
Both Teams:	52	vs. South Carolina, 4-23-1997 (South Carolina 36, Clemson 16)
Season:	622	1991

BATTING AVERAGE

Game:	.523	vs. Georgia Southern, 3-12-2002 (23-for-44)
	.523	vs. Davidson, 5-17-2011 (23-for-44)
Season:	.341	1991 (874-for-2562)

TOTAL BASES

Game:	56	vs. South Carolina, 5-8-1962 (12 1B, 6 2B, 8 HR)
Both Teams:	94	vs. South Carolina, 5-8-1962 (22 1B, 11 2B, 2 3B, 11 HR)
Season:	1,462	1991

RUNS

Inning:	19	vs. Maryland, 3-21-1998 (3rd)
Game:	41	at NC State, 4-6-1979
Both Teams:	54	vs. South Carolina, 4-23-1997 (South Carolina 38, Clemson 16)
Season:	698	1991

HIGHEST RUN MARGIN

Game:	+32	at NC State, 4-6-1979 (41-9)
Season:	+385	1991 (698-313)
Per Game:	+5.5	1991

LOWEST RUN MARGIN

Game:	-23	at Georgia, 4-4-1939 (4-27)
Season:	-70	1956 (102-172)
Per Game:	-3.5	1956

STOLEN BASES

Game:	12	vs. The Citadel, 4-21-1950
Season:	188	1988
Per Game:	2.8	1978

WINNING STREAKS

Rk	WS	First Opponent	Score	Date	Ended By	Score	Date
1.	26	Columbus ⁽¹⁾	12-2	2-26-1977	South Carolina	1-2	3-28-1977
2.	25	Texas-Arlington	18-0	2-18-1995	South Carolina	2-4	3-28-1995
3.	21	Ohio State ⁽²⁾	4-3	3-26-1988	South Carolina	7-11	4-23-1988
4.	17	Eastern Kentucky ⁽¹⁾	7-0	2-16-1992	Maryland	9-10	3-15-1992
	17	Boston College ⁽²⁾	4-1	4-22-2006	+ Georgia Tech ⁽¹⁾	7-8	5-27-2006
6.	15	Charlotte	23-6	2-24-1988	% Brigham Young	2-9	3-15-1992
	15	Maine	7-3	2-23-1996	Duke ⁽¹⁾	4-7	3-16-1996
8.	14	Seton Hall	7-5	3-28-1989	Maryland ⁽¹⁾	4-5	4-16-1989
	14	Winthrop	5-4	3-4-2003	Western Carolina	5-9	3-25-2003
10.	13	Tennessee	6-3	5-9-1991	! Creighton	4-8	6-1-1991
	13	Auburn	7-4	2-22-2002	South Alabama	4-6	3-16-2002
	13	South Alabama	11-3	3-17-2002	NC State	0-3	4-6-2002

+ - Jacksonville, Fla.; % - Fresno, Calif.; ! - Omaha, Neb.

PITCHING

INNINGS PITCHED

Game:	19.0	vs. Fordham, 5-26-1988
Season:	689.0	1994

HITS ALLOWED

Game:	0	vs. many
Season:	93	1953
Per 9 IP:	5.62	1953 (93 H, 149.0 IP)

RUNS ALLOWED

Game:	0	vs. many
Season:	79	1953
Per Game:	2.71	1967

EARNED RUNS ALLOWED

Game:	0	vs. many
Season:	39	1953
Per Game:	2.05	1967

STRIKEOUTS

Game:	23	vs. Elon, 2-24-2017
Season:	663	1996
Per 9 IP:	9.69	1996

WALKS ALLOWED

Game:	0	vs. many
Season:	58	1957
Per 9 IP:	2.26	2017

FIELDING

ERRORS

Game:	12	vs. Georgia, 4-6-1946
Both Teams:	18	vs. Georgia, 4-6-1946
Season:	135	1985

FIELDING PERCENTAGE

Game:	1.000	vs. many
Season:	.975	2018 (60 errors, 2,370 chances)

DOUBLE PLAYS

Game:	6	vs. New Orleans, 5-21-1989
	6	vs. Georgia, 4-5-1995
Both Teams:	8	vs. North Carolina-Wilmington, 2-27-1988 (Clemson 4, North Carolina-Wilmington 4)
Season:	81	1995
	81	2010

TRIPLE PLAYS

Game:	1	vs. many
Season:	1	1955, 1971, 1995

MISCELLANEOUS SINGLE-SEASON RECORDS

Games:	75	1994
Consecutive Games Scoring a Run:	232	4-24-1984 to 5-4-1986
Wins:	60	1991
Consecutive Wins:	26	1977
Winning Percentage:	85.7	1991 (60-10)
Slugging Percentage:	.571	1991 (1,462 TB, 2,562 AB)
Runners Left on Base:	610	1999
Complete Games:	27	1976
Pitching Shutouts:	11	1977
ERA:	2.16	1967 (78 ER, 335.0 IP)
Strikeout-to-Walk Ratio:	3.93	2017 (562 K, 143 BB)
Saves:	26	2002

INDIVIDUAL RECORDS

BATTING

GAMES

Season:	75 Seth Brizek, 1994
	75 Mike Hampton, 1994
	75 Shane Monahan, 1994
Career:	272 Khalil Greene, 1999-02

AT-BATS

Game:	9 Tony Masone at NC State, 4-6-1979
	9 Bert Heffernan vs. Fordham, 5-26-1988
Season:	330 Shane Monahan, 1994
Career:	1,069 Khalil Greene, 1999-02

HITS

Inning:	3 Robert Bonnette at NC State (9th), 4-7-1979
Game:	6 Joey Taylor vs. South Carolina, 5-8-1962
	6 Neil Simons vs. Georgia, 2-27-1980
	6 Greg Guin at Georgia, 4-8-1981
	6 Bob Paulling vs. Georgia Tech, 4-17-1983
	6 Bert Heffernan vs. Auburn, 3-25-1987
	6 Jerry Brooks vs. Charlotte, 2-24-1988
	6 Chad Phillips vs. Maryland, 3-15-1992
	6 Brad McCann vs. College of Charleston, 5-12-2004
Consecutive:	9 Bob Paulling vs. Georgia Tech (6) & Virginia (3), 4-17,20-1983
Hitting Streak:	41 Rusty Adkins, 1965,66
Season:	137 Shane Monahan, 1994
Career:	403 Khalil Greene, 1999-02

DOUBLES

Game:	3 Joey Taylor vs. South Carolina, 5-8-1962
	3 Pat Fitzsimmons vs. Wake Forest, 4-26-1975
	3 Dave Caldwell vs. Arizona State, 6-10-1977
	3 Tim Teufel vs. Western Carolina, 2-28-1980
	3 Bert Heffernan vs. Auburn, 3-25-1987
	3 Mike Couture at Coastal Carolina, 2-18-1989
	3 Mike Lockhart vs. Davidson, 4-3-1989
	3 Khalil Greene at Arkansas, 5-29-1999
	3 Khalil Greene at North Carolina, 4-1-2000
	3 Russell Triplett at Old Dominion, 3-20-2001
	3 Khalil Greene vs. South Carolina, 3-3-2002
	3 Tyler Colvin vs. Florida State, 5-3-2004
	3 Tyler Colvin at NC State, 4-24-2005
	3 Taylor Harbin vs. Miami (Fla.), 5-21-2005
	3 Marquez Smith vs. Florida State, 5-12-2006
	3 Richie Shaffer vs. Holy Cross, 3-7-2012
	3 Reed Rohlman vs. Florida State, 5-16-2015
Season:	33 Khalil Greene, 2002
Career:	95 Khalil Greene, 1999-02

TRIPLES

Game:	2 by many
Season:	11 Bill Spiers, 1987
Career:	21 Shane Monahan, 1993-95

HOME RUNS

Inning:	2 Brooks Shumake vs. Maryland (1st), 4-15-1982
	2 Chuck Baldwin vs. Maryland (1st), 3-27-1986
	2 Kyle Frank at Maryland (2nd), 4-20-2003
	2 Wilson Boyd vs. Mercer (3rd), 2-24-2008
	2 Logan Davidson vs. Notre Dame (4th), 5-23-2018
Game:	3 Ray Mathews vs. Furman, 5-1-1950
	3 Bill Barnett vs. Furman, 4-22-1953
	3 Jack McCall vs. Georgia Tech, 4-14-1964
	3 Denny Walling at Wake Forest, 4-19-1975
	3 Neil Simons at NC State, 4-7-1979
	3 Bob Paulling at Georgia, 4-6-1983
	3 Steve Baucom at Charlotte, 3-31-1987
	3 Chuck Baldwin at Maryland, 5-5-1987
	3 Shane Monahan at NC State, 4-11-1993
	3 Jeff Baker vs. Winthrop, 4-3-2002
	3 Taylor Harbin at NC State, 4-23-2005
	3 Kyle Parker at Wake Forest, 3-9-2008 ⁽²⁾
	3 John Hinson vs. South Carolina-Upstate, 4-21-2010
	3 Grayson Byrd vs. Charleston Southern, 3-13-2018
Season:	27 Khalil Greene, 2002
Career:	59 Jeff Baker, 2000-02
	59 Andy D'Alessio, 2004-07

EXTRA BASE HITS

Game:	5 Joey Taylor vs. South Carolina, 5-8-1962 (3 2B, 2 HR)
Season:	61 Khalil Greene, 2002 (33 2B, 1 3B, 27 HR)
Career:	154 Khalil Greene, 1999-02 (95 2B, 7 3B, 52 HR)

RBI's

Game:	10 Ray Mathews vs. Furman, 5-1-1950
	10 Neil Simons at NC State, 4-7-1979
	10 Jerry Brooks vs. Charlotte, 2-24-1988
Season:	91 Khalil Greene, 2002
Career:	276 Khalil Greene, 1999-02

BATTING AVERAGE

Season:	.485 Dude Buchanan, 1941 (33 H, 68 AB) (min. 50 AB)
	.470 Khalil Greene, 2002 (134 H, 285 AB) (min. 100 AB)
	.470 Khalil Greene, 2002 (134 H, 285 AB) (min. 150 AB)
Career:	.421 Denny Walling, 1975 (59 H, 140 AB) (min. 100 AB)
	.402 Dude Buchanan, 1939-41 (74 H, 184 AB) (min. 150 AB)
	.394 Shane Monahan, 1993-95 (337 H, 856 AB) (min. 500 AB)
	.394 Shane Monahan, 1993-95 (337 H, 856 AB) (min. 700 AB)

SLUGGING PERCENTAGE

Season:	.877 Khalil Greene, 2002 (250 TB, 285 AB) (min. 50 AB)
	.877 Khalil Greene, 2002 (250 TB, 285 AB) (min. 100 AB)
	.877 Khalil Greene, 2002 (250 TB, 285 AB) (min. 150 AB)
Career:	.807 Denny Walling, 1975 (113 TB, 140 AB) (min. 100 AB)
	.668 Tim Teufel, 1979,80 (244 TB, 365 AB) (min. 300 AB)
	.648 Seth Beer, 2016-18 (419 TB, 647 AB) (min. 500 AB)

TOTAL BASES

Game:	16 Taylor Harbin at NC State, 4-23-2005 (1 1B, 1 3B, 3 HR)
Season:	250 Khalil Greene, 2002 (73 1B, 33 2B, 1 3B, 27 HR)
Career:	668 Khalil Greene, 1999-02 (249 1B, 95 2B, 7 3B, 52 HR)

RUNS

Game:	7 Dave Buffamoyer at NC State, 4-6-1979
Season:	97 Shane Monahan, 1994
Career:	285 Bert Heffernan, 1982-85

STOLEN BASES

Game:	5 Fred Knoebel vs. Furman, 4-26-1950
	5 Mike Couture vs. NC State, 5-6-1989
Season:	47 Henry Threadgill, 1989
	47 Kevin Northrup, 1992
Career:	85 Henry Threadgill, 1986-89
	85 Mike Couture, 1987-90

SACRIFICE BUNTS

Game:	2 by many
Season:	21 Brad Chalk, 2006
Career:	40 Brad Chalk, 2005-07

SACRIFICE FLIES

Game:	2 by many
Season:	11 Keith Williams, 1993
Career:	20 Matthew LeCroy, 1995-97
	20 Khalil Greene, 1999-02

HIT-BY-PITCH

Game:	3 Khalil Greene vs. New York Tech, 3-30-2001
Season:	21 Khalil Greene, 2001
Career:	58 Khalil Greene, 1999-02

WALKS

Game:	5 by many
Season:	64 Jason Harris, 1999
	64 Henri Stanley, 1999
	64 Seth Beer, 2017
Career:	207 Bert Heffernan, 1985-88

WALKS PER AT-BAT

Season:	1/2.93 Brian Ellis, 1998
Career:	1/3.59 Seth Beer, 2016-18

PITCHING

GAMES

Season:	33 Scott Winchester, 1995
	33 Nick Glaser, 2000
	33 Daniel Moskos, 2006
	33 Alex Frederick, 2010
Career:	98 Matt Additon, 1997-00

STARTS

Season:	19 Brian Barnes, 1988
	19 Brian Barnes, 1989
	19 Jason Dawsey, 1995
	19 Kris Benson, 1996
	19 Ryan Mottl, 2000
	19 Steve Reba, 2002
	19 Casey Harman, 2010
Career:	68 Ryan Mottl, 1997-00

COMPLETE GAMES

Season:	11 Chuck Porter, 1976
Career:	26 Rusty Gerhardt, 1969-72

SHUTOUTS

Season:	4 Ron Musselman, 1976
	4 Kris Benson, 1996
Career:	6 Ron Musselman, 1976,77

WINS

Season:	16 Brian Barnes, 1989
Consecutive:	15 Kris Benson, 1995-96
	12 Chuck Porter, 1976
	12 Ron Musselman, 1977
	12 Jason Angel, 1991
Career:	44 Brian Barnes, 1986-89

WINNING PERCENTAGE

Season:	100.0 Chuck Porter, 1976 (12-0)
Career:	94.4 Mike Kimbrell, 1988-91 (17-1)

INNINGS PITCHED

Game:	16.0 Chuck Porter vs. Virginia, 4-19-1974 ⁽¹⁾
Season:	156.0 Kris Benson, 1996
Career:	475.1 Brian Barnes, 1986-89

ERA

Season:	0.59 Scott Winchester, 1995 (3 ER, 45.2 IP)
Career:	1.51 Billy O'Dell, 1952-54 (37 ER, 219.2 IP)

STRIKEOUTS

Game:	21 Flint Rhem vs. Furman, 4-30-1923
	21 Billy O'Dell vs. South Carolina, 4-4-1952
	20 Joe Hazle at The Citadel, 4-18-1947
	18 Billy O'Dell vs. Furman, 4-23-1952
	18 Brian Barnes vs. Appalachian State, 3-6-1988
	18 Brian Barnes vs. Old Dominion, 3-7-1989
	17 Harold Stowe vs. Florida, 6-9-1958
	17 Damon Vincent vs. Wake Forest, 5-14-1962
	17 Brian Barnes vs. South Carolina, 3-31-1989
	17 Brian Barnes vs. Wake Forest, 3-19-1989
	17 Kris Benson vs. Virginia Tech, 3-10-1996
Season:	208 Brian Barnes, 1989
Career:	513 Brian Barnes, 1986-89

STRIKEOUTS PER NINE INNINGS PITCHED

Game:	21.0 Billy O'Dell vs. South Carolina, 4-4-1952
Season:	13.4 Billy O'Dell, 1953 (108 K, 72.1 IP)
Career:	12.3 Billy O'Dell, 1952-54 (300 K, 219.2 IP)

STRIKEOUT-TO-WALK RATIO

Season:	7.56 Kris Benson, 1996 (204 K, 27 BB)
Career:	4.83 Alex Eubanks, 2016,17 (174 K, 36 BB)

HITS PER NINE INNINGS PITCHED

Season:	3.11 Billy O'Dell, 1953 (25 H, 72.1 IP)
Career:	5.29 Billy O'Dell, 1952-54 (129 H, 219.2 IP)

WALKS PER NINE INNINGS PITCHED

Season:	1.08 Tyler Jackson, 2017 (10 BB, 83.1 IP)
Career:	1.71 Phillip Lowery, 1986-88 (32 BB, 168.2 IP)

SAVES

Season:	15 Nick Glaser, 2000
Career:	34 Scott Winchester, 1993-95

BATTERS FACED

Season:	606 Kris Benson, 1996
Career:	2,052 Brian Barnes, 1986-89

YEARLY BATTING & FIELDING STATS

Year	W-L-T	G	AB	R	H	2B	3B	HR	TB	RBI	SH	SF	HP	SB	BB	SO	BA	Sig%	PO	A	E	DP	Fld %
1939	10-7-0	17	539	85	140	20	7	8	198	52	---	---	---	18	---	---	.259	.367	445	185	45	9	.933
1940	11-2-2	15	499	141	139	14	13	5	194	---	---	---	---	16	---	---	.279	.389	401	177	56	8	.912
1941	10-6-0	16	598	139	173	27	8	16	264	107	---	---	---	21	---	---	.289	.441	417	180	45	11	.930
1942	8-8-0	16	611	130	190	21	7	9	252	---	---	---	---	31	71	62	.311	.412	439	157	63	11	.904
1943	12-3-0	15	512	168	168	22	11	14	254	---	---	---	---	50	---	---	.328	.496	397	165	46	8	.924
1944	----- No Team -----																						
1945	7-5-0	12	402	81	83	9	3	4	110	---	---	---	---	15	61	67	.206	.274	295	127	38	4	.917
1946	12-5-0	17	639	125	166	23	9	5	222	85	---	---	---	15	79	90	.260	.347	476	235	65	5	.916
1947	24-5-0	29	975	244	252	48	11	15	367	157	---	---	---	40	155	123	.258	.376	---	---	78	---	---
1948	14-12-1	27	968	148	241	33	9	20	352	114	---	---	---	51	72	144	.249	.364	---	---	79	---	---
1949	11-12-0	23	895	180	276	47	13	27	430	155	---	---	---	24	---	---	.308	.480	---	---	65	---	---
1950	20-11-0	31	1162	277	340	45	13	32	507	235	---	---	---	92	---	---	.293	.436	---	---	83	---	---
1951	16-6-0	22	758	177	215	33	9	15	311	116	---	---	---	75	98	60	.284	.410	---	---	57	---	---
1952	10-12-0	22	669	145	191	37	5	16	286	133	2	---	---	8	92	83	.286	.428	---	---	75	---	---
1953	11-6-0	17	583	111	153	30	6	13	234	94	10	---	6	15	56	98	.263	.401	440	161	57	5	.913
1954	14-10-0	24	824	155	210	23	12	25	332	130	14	---	10	38	126	121	.255	.403	624	231	66	13	.928
1955	7-11-0	18	627	100	176	28	6	13	255	80	5	---	8	9	75	101	.281	.407	464	189	66	10	.908
1956	4-14-0	18	625	104	152	13	8	19	238	93	11	---	---	8	---	---	.243	.381	478	178	68	7	.897
1957	6-12-0	18	602	70	131	15	5	5	173	57	3	1	---	5	68	109	.216	.287	465	183	48	---	.931
1958	22-8-0	30	1057	211	289	47	10	13	395	181	18	12	---	18	133	170	.273	.374	795	313	71	18	.940
1959	24-8-0	32	1107	223	302	38	22	17	435	184	12	15	12	45	191	173	.273	.393	860	308	70	21	.940
1960	11-10-1	22	786	152	228	32	15	20	350	132	6	11	14	23	111	107	.290	.445	583	262	55	28	.939
1961	12-11-0	23	793	182	230	40	8	16	334	161	4	14	17	11	154	154	.290	.421	577	245	50	17	.943
1962	17-8-0	25	905	215	282	42	7	49	458	182	6	7	8	21	130	141	.313	.508	645	321	43	29	.957
1963	15-11-0	26	953	185	269	34	14	22	397	160	8	9	8	27	140	143	.282	.417	694	271	57	29	.944
1964	13-13-0	26	903	174	251	34	15	26	393	151	6	11	15	13	126	170	.278	.435	692	306	48	12	.954
1965	18-10-2	30	1028	190	298	51	16	26	459	166	8	15	9	24	122	166	.289	.446	771	295	62	22	.945
1966	20-7-2	29	1048	264	336	49	18	35	526	230	2	15	13	36	159	169	.321	.502	764	309	47	30	.958
1967	29-9-0	38	1269	206	335	55	17	20	484	178	7	14	14	42	168	224	.264	.381	1005	387	55	35	.962
1968	27-14-0	41	1243	189	291	39	15	21	423	158	7	8	24	24	169	255	.234	.340	976	433	76	33	.949
1969	27-17-2	46	1495	332	427	60	25	43	666	275	8	17	11	44	256	277	.286	.455	1104	428	90	43	.945
1970	32-16-0	48	1447	243	364	54	31	21	543	197	22	16	28	47	214	251	.252	.371	1145	456	81	29	.952
1971	27-14-0	41	1357	199	343	52	20	18	489	168	11	11	15	30	201	275	.253	.360	1068	399	84	21	.946
1972	19-14-0	33	1079	161	282	42	14	17	403	140	15	5	21	19	141	214	.261	.374	827	346	55	20	.955
1973	24-16-0	40	1254	200	325	46	14	29	486	180	12	11	15	20	160	175	.259	.388	987	397	68	31	.953
1974	23-15-0	38	1355	254	393	72	16	26	575	228	10	18	18	31	203	163	.290	.424	1018	480	87	45	.945
1975	33-10-0	43	1422	306	405	75	14	32	604	257	6	21	16	88	226	209	.285	.425	1095	417	61	32	.961
1976	36-15-0	51	1802	327	496	79	28	39	748	288	16	27	32	50	267	240	.275	.415	1394	602	68	68	.967
1977	42-10-0	52	1776	403	548	99	22	43	820	345	20	24	15	75	307	222	.309	.462	1340	583	66	60	.967
1978	39-14-0	53	1699	378	504	93	23	43	772	320	29	12	10	143	294	217	.297	.454	1300	561	84	30	.957
1979	40-15-0	55	1906	457	586	104	20	82	976	412	20	22	11	102	293	233	.307	.512	1415	552	104	31	.950
1980	38-21-0	59	1996	384	581	104	19	46	861	348	13	17	23	117	287	196	.291	.431	1540	688	106	49	.955
1981	34-24-0	58	2098	405	601	129	18	57	937	365	11	28	12	73	290	325	.287	.447	1550	701	107	48	.955
1982	37-22-0	59	2133	482	637	129	18	64	994	415	5	22	16	103	334	302	.299	.466	1559	730	101	54	.958
1983	30-20-1	51	1756	331	505	88	14	44	753	294	11	17	17	92	243	294	.288	.429	1320	613	85	53	.958
1984	38-17-0	55	1856	384	539	86	20	48	809	342	15	26	21	78	297	331	.290	.436	1425	673	90	61	.959
1985	36-30-1	67	2333	469	719	131	25	77	1131	418	15	39	45	114	298	369	.308	.485	1704	777	135	60	.948
1986	42-21-0	63	2384	550	771	146	39	80	1235	490	4	32	19	129	323	301	.323	.518	1696	780	113	70	.956
1987	54-14-1	69	2408	580	770	140	33	66	1174	516	6	38	29	123	318	337	.320	.488	1769	787	96	74	.964
1988	54-14-0	68	2398	564	757	160	24	82	1208	477	3	37	41	188	304	325	.316	.504	1795	742	98	65	.963
1989	50-20-0	70	2406	503	679	143	26	57	1046	453	14	38	41	163	397	446	.282	.435	1875	702	109	59	.959
1990	43-23-0	66	2287	524	696	120	27	75	1095	459	16	37	42	119	310	379	.304	.479	1709	697	99	46	.960
1991	60 -10-0	70	2562	698	874	189	33	111	1462	622	23	46	40	94	382	455	.341	.571	1847	790	117	61	.958
1992	50-14-0	64	2240	481	687	135	27	35	981	411	27	27	38	131	303	307	.307	.438	1701	717	89	56	.964
1993	45-20-0	65	2302	482	719	143	29	54	1082	419	20	41	49	71	258	355	.312	.470	1723	713	113	58	.956
1994	57-18-0	75	2639	514	774	145	27	48	1117	441	28	40	67	115	386	394	.293	.423	2067	818	117	60	.961
1995	54-14-0	68	2419	570	767	143	31	75	1197	481	35	31	57	88	344	405	.317	.495	1830	751	96	81	.964
1996	51-17-0	68	2320	473	682	145	17	64	1050	427	36	37	54	63	364	452	.294	.453	1847	748	95	51	.965
1997	41-23-0	64	2310	565	725	141	11	95	1173	509	18	28	59	51	369	426	.314	.508	1705	697	100	56	.960
1998	43-16-0	59	2102	529	686	133	16	64	1043	473	36	30	36	82	388	407	.326	.496	1589	703	83	41	.965
1999	42-27-0	69	2436	612	746	169	11	72	1153	550	36	31	47	121	463	507	.306	.473	1843	778	100	75	.963
2000	51-18-0	69	2387	516	725	141	28	37	1033	458	47	26	65	112	319	432	.304	.433	1852	801	86	62	.969
2001	41-22-0	63	2276	486	694	138	11	85	1109	439	38	28	69	97	239	379	.305	.487	1691	719	79	55	.968
2002	54-17-0	71	2535	581	821	157	18	112	1350	522	26	23	67	91	322	447	.32						

YEARLY PITCHING STATS

Year	W-L-T	Saves	CG	SHO	IP	H	H/9 IP	R	ER	ERA	SO	SO/9 IP	BB	SO/BB
1953	11-6-0	---	7	3	149.0	93	5.62	79	39	2.36	159	9.60	77	2.06
1954	14-10-0	---	14	3	207.0	183	7.96	112	67	2.91	178	7.96	83	2.14
1955	7-11-0	---	9	0	160.0	---	---	---	---	---	113	6.62	75	1.51
1956	4-14-0	---	8	0	163.0	182	10.05	94	94	5.20	97	5.36	113	0.86
1957	6-12-0	---	9	1	155.0	157	9.12	91	75	4.35	91	5.28	58	1.57
1958	22-8-0	---	13	0	265.0	255	8.66	146	109	3.69	223	7.57	130	1.72
1959	24-8-0	---	9	3	286.2	195	6.12	111	76	2.39	276	8.67	122	2.26
1960	11-10-1	---	4	2	194.0	196	9.14	118	85	3.94	116	5.38	84	1.38
1961	12-11-0	---	10	1	192.1	187	8.76	134	100	4.68	129	6.04	126	1.02
1962	17-8-0	---	10	1	215.0	220	9.21	143	111	4.65	140	5.86	123	1.14
1963	15-9-0	---	5	0	231.1	226	8.79	161	113	4.40	181	7.04	138	1.31
1964	13-13-0	---	11	1	230.2	222	8.66	144	98	3.82	159	6.20	109	1.46
1965	18-10-2	---	11	4	257.0	220	7.70	125	88	3.08	238	8.33	131	1.82
1966	20-7-2	---	5	2	254.2	216	7.63	142	107	3.78	203	7.17	157	1.29
1967	29-9-0	---	8	7	335.0	244	6.56	103	78	2.16	268	7.20	135	1.99
1968	27-14-0	---	15	6	325.1	258	6.34	140	89	2.46	238	6.58	131	1.82
1969	27-12-2	---	14	2	368.0	332	8.12	232	176	4.30	293	7.17	227	1.29
1970	36-12-0	---	17	5	381.2	297	7.00	161	120	2.83	288	6.79	197	1.46
1971	27-14-0	---	12	4	356.0	295	7.46	154	117	2.96	307	7.76	142	2.16
1972	19-14-0	---	12	8	275.2	230	7.51	114	89	2.91	184	6.00	126	1.46
1973	24-16-0	8	8	6	329.0	262	7.17	167	126	3.45	242	6.62	168	1.44
1974	23-15-0	4	12	5	339.1	293	7.77	156	111	2.94	183	4.85	166	1.10
1975	33-10-0	13	14	4	365.0	277	6.83	133	100	2.47	253	6.24	183	1.38
1976	36-15-0	9	27	7	464.2	401	7.77	213	163	3.16	303	5.87	177	1.71
1977	42-10-0	13	19	11	446.2	409	8.24	209	166	3.34	309	6.23	210	1.47
1978	39-14-0	10	20	5	433.1	405	8.41	215	166	3.45	307	6.38	166	1.85
1979	40-15-0	10	14	5	471.2	437	8.34	255	184	3.51	353	6.74	203	1.74
1980	38-21-0	12	15	9	513.1	442	7.75	254	197	3.45	340	5.96	219	1.55
1981	34-24-0	9	15	4	516.2	537	9.35	328	265	4.62	255	4.44	237	1.08
1982	37-22-0	10	16	5	519.2	530	9.18	281	220	3.81	284	4.92	219	1.30
1983	30-20-1	11	4	5	440.0	387	7.92	223	170	3.48	251	5.13	221	1.14
1984	38-17-0	9	14	6	475.0	418	7.92	209	158	2.99	289	5.48	192	1.51
1985	36- 30 -1	10	18	4	567.2	639	10.13	426	329	5.18	337	5.34	317	1.06
1986	42-21-0	12	6	1	565.1	568	9.04	374	300	4.78	299	4.76	317	0.94
1987	54-14-1	16	17	6	589.2	570	8.67	315	248	3.79	399	6.09	290	1.38
1988	54-14-0	19	12	3	598.1	545	8.20	307	246	3.70	489	7.36	261	1.87
1989	50-20-0	17	12	6	625.0	531	7.65	293	224	3.22	626	9.01	297	2.11
1990	43-23-0	10	11	4	569.0	537	8.49	320	260	4.11	480	7.59	267	1.80
1991	60 -10-0	12	9	8	615.2	577	8.43	313	251	3.67	480	7.01	262	1.83
1992	50-14-0	14	6	8	567.1	484	7.68	222	180	2.86	463	7.34	221	2.10
1993	45-20-0	15	4	1	574.1	603	9.45	332	265	4.15	450	7.05	223	2.02
1994	57-18-0	18	3	3	689.0	649	8.48	346	265	3.46	626	8.18	249	2.51
1995	54-14-0	17	4	8	610.0	504	7.43	287	219	3.23	591	8.72	242	2.44
1996	51-17-0	10	12	10	615.2	494	7.22	254	207	3.03	663	9.69	210	3.16
1997	41-23-0	12	5	1	568.1	701	11.10	475	401	6.35	474	7.51	295	1.61
1998	43-16-0	12	2	3	531.0	501	8.49	302	252	4.27	465	7.88	222	2.09
1999	42-27-0	9	1	1	614.1	726	10.64	480	397	5.82	538	7.88	318	1.69
2000	51-18-0	21	3	6	617.1	618	9.01	323	274	3.99	438	6.39	257	1.70
2001	41-22-0	10	3	5	563.2	584	9.34	319	259	4.14	482	7.71	212	2.27
2002	54-17-0	26	1	4	635.2	652	9.23	350	296	4.19	520	7.36	236	2.20
2003	39-22-0	11	1	5	542.0	567	9.42	325	255	4.23	410	6.81	210	1.95
2004	39-26-0	15	1	3	580.1	592	9.18	330	283	4.39	525	8.14	221	2.38
2005	43-23-0	9	6	4	587.2	608	9.31	298	257	3.94	500	7.66	223	2.24
2006	53-16-0	17	2	6	615.0	558	8.17	277	223	3.26	550	8.05	211	2.61
2007	41-23-0	12	1	4	572.1	575	9.04	292	237	3.73	525	8.26	229	2.29
2008	31-27-1	12	2	2	518.1	593	10.30	341	274	4.76	441	7.66	178	2.48
2009	44-22-0	13	1	4	594.1	569	8.62	279	243	3.68	548	8.30	203	2.70
2010	45-25-0	14	1	2	626.0	684	9.83	385	326	4.69	486	6.99	230	2.11
2011	43-20-0	16	1	7	558.1	496	8.00	247	206	3.32	486	7.83	183	2.66
2012	35-28-0	13	0	1	575.1	588	9.20	289	249	3.90	460	7.20	248	1.85
2013	40-22-0	15	1	8	563.0	560	8.95	259	201	3.21	407	6.51	202	2.01
2014	36-25-0	13	4	4	548.0	502	8.24	285	240	3.94	496	8.15	237	2.09
2015	32-29-0	11	1	3	549.0	536	8.79	303	247	4.05	497	8.15	200	2.49
2016	44-20-0	11	2	3	575.0	599	9.38	344	283	4.43	468	7.33	216	2.17
2017	42-21-0	11	3	9	569.2	563	8.89	276	227	3.59	562	8.88	143	3.93
2018	47-16-0	21	0	2	571.2	514	8.09	264	232	3.65	520	8.19	236	2.20

Note: **Bolded** figure denotes Clemson single-season high (single-season best for ratios).

SEASON BESTS

BATTING

GAMES			
Rk	Player	Year	G
1.	Seth Brizek	1994	75
	Mike Hampton	1994	75
	Shane Monahan	1994	75
4.	David Miller	1994	71
	Andy Monin	1994	71
	Khalil Greene	2002	71
	Michael Johnson	2002	71
8.	Kyle Frank	2002	70
	Jeff Schaus	2010	70
10.	Steve Baucom	1987	69
	Mike Couture	1989	69
	Henry Threadgill	1989	69
	Eric Macrina	1991	69
	Khalil Greene	1999	69
	Jason Harris	1999	69
	Henri Stanley	1999	69
	Patrick Boyd	2000	69
	Khalil Greene	2000	69
	Casey Stone	2000	69
	Adrian Casanova	2006	69
	Tyler Colvin	2006	69
	Andy D'Alessio	2006	69
	Herman Demmink	2006	69
	Mike Freeman	2010	69
	Brad Miller	2010	69

AT-BATS

Rk	Player	Year	G	AB
1.	Shane Monahan	1994	75	330
2.	Mike Freeman	2010	69	299
3.	Chuck Baldwin	1986	63	289
4.	David Miller	1994	71	288
5.	Seth Brizek	1994	75	287
	Mike Hampton	1994	75	287
7.	Khalil Greene	2002	71	285
8.	Jerry Brooks	1988	68	284
	Kyle Frank	2002	70	284
	Jeff Schaus	2010	70	284

HITS

Rk	Player	Year	G	Hits
1.	Shane Monahan	1994	75	137
2.	Khalil Greene	2002	71	134
3.	Mike Hampton	1994	75	109
4.	Chuck Baldwin	1986	63	107
5.	Jerry Brooks	1988	68	106
	Shane Monahan	1995	67	106
7.	Gary Burnham	1997	64	104
8.	David Miller	1995	68	103
	Casey Stone	2001	62	103
10.	Brian Kowitz	1990	66	102

MULTIPLE-HIT GAMES

Rk	Player	Year	G	MHG
1.	Shane Monahan	1994	75	46
2.	Khalil Greene	2002	71	42
3.	Chuck Baldwin	1986	63	37
4.	Mike Hampton	1994	75	34
	David Miller	1995	68	34
6.	Shane Monahan	1995	68	33
7.	Khalil Greene	1999	69	31
8.	Jerry Brooks	1988	68	30
	Mike Milchin	1988	68	30
	Brian Kowitz	1990	66	30
	Gary Burnham	1997	64	30
	Patrick Boyd	1999	62	30
	Casey Stone	2001	60	30

SINGLES

Rk	Player	Year	G	1B
1.	Shane Monahan	1994	75	94
2.	Casey Stone	2000	69	82
	Casey Stone	2001	60	82
4.	Mike Hampton	1994	75	73
	Khalil Greene	2002	71	73
6.	David Miller	1994	71	72
	Eric DeMoura	1997	63	72
8.	Brian Kowitz	1990	66	71
	Brad Chalk	2006	68	71
10.	David Miller	1995	68	70
	Kyle Frank	2002	70	70

DOUBLES

Rk	Player	Year	G	2B
1.	Khalil Greene	2002	71	33
2.	Kurt Bultmann	1997	60	31
3.	Taylor Harbin	2005	66	28
4.	Gary Burnham	1995	66	27
5.	Billy McMillon	1991	65	26
6.	Gary Burnham	1996	68	24
	Khalil Greene	2000	69	24
	Mike Freeman	2010	69	24
9.	Chuck Baldwin	1986	63	23
	Kevin Northrup	1992	64	23
	Shane Monahan	1994	75	23
	Gary Burnham	1997	64	23
	Kurt Bultmann	1999	68	23

TRIPLES

Rk	Player	Year	G	3B
1.	Bill Spiers	1987	64	11
2.	David Miller	1995	68	10
3.	Kevin Northrup	1991	67	9
	Shane Monahan	1994	75	9
5.	Don Russell	1969	46	8
	Dave Caldwell	1976	50	8
	Shawn Satterfield	1992	55	8
	Thomas Brittle	2012	58	8
9.	Rusty Adkins	1967	38	7
	Shane Monahan	1993	65	7
	Ryan Riley	2000	55	7

HOME RUNS

Rk	Player	Year	G	HR
1.	Khalil Greene	2002	71	27
2.	Jeff Baker	2002	68	25
	Michael Johnson	2002	71	25
	Kris Harvey	2005	65	25
5.	Eric Macrina	1991	69	24
	Matthew LeCroy	1997	64	24
7.	Jeff Baker	2001	60	23
	Andy D'Alessio	2006	69	23
9.	Seth Beer	2018	63	22
10.	Jim McCollom	1985	64	21

HOME RUNS PER AT-BAT

Rk	Player	Year	AB	HR	Ratio
1.	Doug Kingsmore	1954	89	10	1/8.9
2.	George Sutton	1965	106	11	1/9.6
3.	Matthew LeCroy	1997	237	24	1/9.9
4.	Kris Harvey	2005	249	25	1/10.0
5.	Jeff Baker	2001	233	23	1/10.1
6.	Seth Beer	2018	226	22	1/10.3
7.	Eric Macrina	1990	189	18	1/10.5
8.	Michael Johnson	2002	263	25	1/10.5
9.	Khalil Greene	2002	285	27	1/10.6
10.	Jeff Baker	2002	265	25	1/10.6

Note: Minimum 10 home runs.

EXTRA BASE HITS

Rk	Player	Year	G	EBH
1.	Khalil Greene	2002	71	61
2.	Kurt Bultmann	1997	60	48
3.	Michael Johnson	2002	71	45
4.	Jim McCollom	1985	64	44
5.	Eric Macrina	1991	69	43
	Shane Monahan	1994	75	43
7.	Taylor Harbin	2005	66	42
8.	Keith Williams	1993	65	41
9.	Chuck Baldwin	1986	63	40
	Billy McMillon	1991	65	40
	Gary Burnham	1997	64	40
	Patrick Boyd	1999	62	40
	Tyler Colvin	2006	69	40

RBIs

Rk	Player	Year	G	RBI
1.	Khalil Greene	2002	71	91
2.	Jeff Baker	2002	68	87
	Jeff Schaus	2010	70	87
4.	Andy D'Alessio	2006	69	85
5.	Eric Macrina	1991	69	84
6.	Gary Burnham	1997	64	82
7.	Michael Johnson	2002	71	81
8.	Jerry Brooks	1988	68	80
9.	Keith Williams	1993	65	79
	Matthew LeCroy	1997	64	79

BATTING AVERAGE

Rk	Player	Year	AB	Hits	Avg.
1.	Dude Buchanan	1941	68	33	.485
2.	Khalil Greene	2002	285	134	.470
3.	Homer Coker	1943	52	24	.462
4.	Rusty Adkins	1965	126	56	.444
5.	Johnny Jones	1962	82	36	.439
6.	Hank Sullivan	1943	63	27	.429
7.	Wyman Morris	1953	64	27	.422
8.	Denny Walling	1975	140	59	.421
9.	Shane Monahan	1994	330	137	.415

Note: Minimum 50 at-bats.

SLUGGING PERCENTAGE

Rk	Player	Year	AB	TB	Slg %
1.	Khalil Greene	2002	285	250	.877
2.	Dude Buchanan	1941	68	55	.809
3.	Denny Walling	1975	140	113	.807
4.	Joey Taylor	1962	64	49	.766
5.	Homer Coker	1943	52	39	.750
6.	Michael Johnson	2002	263	197	.749
7.	Jim McCollom	1985	251	188	.749
8.	Doug Kingsmore	1954	89	66	.742
9.	Jeff Baker	2001	233	172	.738
10.	Matthew LeCroy	1997	237	171	.722

Note: Minimum 50 at-bats.

HITTING STREAKS

Rk	Player	HS	Avg	AB	R	H	RBI	Streak Start	Streak End
1.	Rusty Adkins	41	.438	169	49	74	28	4-10-1965 to	5-17-1966
2.	Brian Kowitz	37	.430	142	45	61	43	5-27-1989 to	4-10-1990
3.	Khalil Greene	34	.519	135	48	70	48	4-16-2002 to	6-14-2002
4.	Kyle Wilkie	29	.419	117	25	49	25	⁽¹⁾ 4-14-2018 to	-----
5.	Tyler Colvin	26	.435	115	27	50	36	4-22-2006 to	6-16-2006
	Seth Beer	26	.452	93	29	42	37	2-20-2016 to	4-8-2016
7.	Will Lamb	25	.379	95	16	36	17	3-27-2011 to	⁽¹⁾ 5-14-2011
8.	Chuck Baldwin	24	.436	101	31	44	30	4-17-1987 to	5-21-1987
	Doug Hogan	24	.394	99	14	39	25	5-11-2007 to	3-8-2008
10.	Mike Milchin	22	.371	89	14	33	19	4-17-1988 to	5-26-1988
	Tim Rigsby	22	.380	97	26	37	27	4-11-1990 to	5-19-1990
	Shane Monahan	22	.534	88	35	47	31	5-28-1994 to	3-19-1995
	Jerome Robinson	22	.425	80	17	34	23	3-8-1996 to	4-7-1996
	Matthew LeCroy	22	.420	81	19	34	26	5-25-1996 to	3-8-1997
	David Slevin	22	.371	97	16	36	20	4-20-2003 to	5-31-2003
	Brad McCann	22	.410	100	17	41	21	4-25-2003 to	2-28-2004
	Thomas Brittle	22	.381	105	23	40	27	4-3-2012 to	5-8-2012
18.	Jeff Miller	21	.353	85	21	30	19	5-9-1991 to	2-29-1992
19.	Jerry Brooks	20	.341	82	22	28	20	3-24-1988 to	5-19-1988
	Khalil Greene	20	.458	83	20	38	25	4-21-2000 to	5-26-2000
	Michael Johnson	20	.436	78	23	34	34	3-1-2002 to	3-30-2002
	Brad Miller	20	.410	83	25	34	22	5-11-2010 to	6-25-2010
	Reed Rohlman	20	.513	78	17	40	19	3-26-2017 to	4-28-2017

SEASON BESTS

CYCLES

CLEMSON

- **Fred Knoebel** at South Carolina on May 5, 1950. Walk in 1st, triple in 2nd, single in 4th, home run in 5th, double in 7th, hit-by-pitch in 8th. Clemson won 14-5.
- **Steve Tucker** at Georgia Tech on Apr. 22, 1975. Double in 1st, on by error in 2nd, triple in 4th, home run in 6th, single in 7th, single in 9th. Clemson won 18-3.
- **Keith Williams** at Furman on Apr. 20, 1993. Home run in 1st, double in 3rd, single in 6th, triple in 9th. Clemson won 17-2.
- **Shane Monahan** at Hawaii-Hilo on Mar. 19, 1994. Triple in 1st, single in 2nd, home run in 6th, double in 8th, single in 9th. Clemson won 13-5.
- **Gary Burnham** at Texas-Arlington on Feb. 18, 1995. Double in 1st, triple in 3rd, walk in 5th, strikeout in 6th, homer in 7th, single in 9th. Clemson won 18-0.

OPPONENTS

- **Dick Steed** of Georgia Tech in Atlanta, Ga. on Apr. 13, 1971. Triple in 1st, double in 2nd, strikeout in 4th, home run in 6th, single in 8th. Georgia Tech won 8-4.
- **Chris Pittaro** of North Carolina in Chapel Hill, N.C. on Mar. 21, 1981. Double in 1st, single in 2nd, home run in 3rd, triple in 6th, groundout to second base in 7th. North Carolina won 10-7.

TOTAL BASES

Rk	Player	Year	G	TB
1.	Khalil Greene	2002	71	250
2.	Shane Monahan	1994	75	211
3.	Michael Johnson	2002	71	197
4.	Jim McCollom	1985	64	188
5.	Chuck Baldwin	1986	63	180
6.	Jerry Brooks	1988	68	179
	Eric Macrina	1991	69	179
8.	Jeff Baker	2002	68	177
9.	Keith Williams	1993	65	176
	Gary Burnham	1997	64	176

RUNS

Rk	Player	Year	G	Runs
1.	Shane Monahan	1994	75	97
2.	Bert Heffernan	1988	68	93
	Khalil Greene	2002	71	93
4.	Brian Kowitz	1990	66	87
5.	Henri Stanley	1999	69	85
	Kyle Parker	2010	67	85
7.	Mike Hampton	1994	75	84
8.	Gary Burnham	1997	64	83
9.	Shane Monahan	1995	67	82
10.	Jim Crowley	1991	68	79
	David Miller	1995	68	79

STOLEN BASES

Rk	Player	Year	G	SB
1.	Henry Threadgill	1989	69	47
	Kevin Northrup	1992	64	47
3.	Mike Hampton	1994	75	39
4.	Bill Spiers	1986	62	35
5.	Randy Mazey	1988	66	34
	Mike Couture	1989	69	34
	Brian Kowitz	1990	66	34
8.	Mike Couture	1988	62	32
	Henry Threadgill	1988	66	32
10.	Billy Weems	1980	59	30
	Brooks Shumake	1983	50	30

SACRIFICE BUNTS

Rk	Player	Year	G	Sac.
1.	Brad Chalk	2006	68	21
2.	Brad Chalk	2005	64	15
3.	Casey Stone	2000	69	14
4.	J.D. Burgess	2007	55	13
5.	Adrian Casanova	2005	66	12
6.	Steve Pyzik	2001	52	11
7.	Jason Stolz	2011	63	10
8.	Doug Livingston	1995	68	9
	Ryan Riley	2001	62	9
	Adrian Casanova	2006	69	9

SACRIFICE FLIES

Rk	Player	Year	G	SF
1.	Keith Williams	1993	65	11
2.	Jim McCollom	1985	64	9
	Matthew LeCroy	1996	67	9
4.	Chuck Baldwin	1986	63	8
	Mike Milchin	1988	66	8
	Jim Crowley	1991	68	8
	Keith Williams	1992	62	8
	Garrett Boulware	2014	61	8
	Steven Duggar	2015	61	8

HIT-BY-PITCH

Rk	Player	Year	G	HBP
1.	Khalil Greene	2001	63	21
2.	Mike Hampton	1994	75	17
	Gary Burnham	1995	66	17
4.	Khalil Greene	2000	69	15
	Seth Beer	2016	62	15
6.	Mike Couture	1988	62	14
	Seth Beer	2017	63	14
8.	Reed Rohlman	2017	62	13
	Seth Beer	2018	63	13
10.	Mike Couture	1989	69	12
	Seth Brizek	1994	75	12
	Doug Livingston	1996	58	12
	Phil Pohl	2012	63	12
	Chris Williams	2016	57	12

WALKS

Rk	Player	Year	G	BB
1.	Jason Harris	1999	69	64
	Henri Stanley	1999	69	64
	Seth Beer	2017	63	64
4.	Michael Johnson	2003	58	63
	Richie Shaffer	2012	63	63
6.	Bert Heffernan	1988	68	62
	Seth Beer	2016	62	62
8.	Gary Burnham	1996	68	61
9.	Kyle Parker	2010	67	56
10.	Bert Heffernan	1986	61	55
	Mike Couture	1989	69	55

WALKS PER AT-BAT

Rk	Player	Year	AB/BB	Ratio
1.	Brian Ellis	1998	123/42	1/2.93
2.	Michael Johnson	2003	198/63	1/3.14
3.	Doug Hoffman	1959	105/33	1/3.18
4.	Kurt Seibert	1976	160/50	1/3.20
5.	Seth Beer	2016	203/62	1/3.27
6.	Chris Epps	2008	101/30	1/3.37
7.	Steve Nilsson	1978	160/47	1/3.40
8.	Seth Beer	2017	218/64	1/3.41
9.	Johnny Severs	1971	153/44	1/3.48
10.	Gary Burnham	1996	223/61	1/3.66

Note: Minimum 100 at-bats.

STRIKEOUTS PER AT-BAT

Rk	Player	Year	AB/K	Ratio
1.	Rusty Adkins	1965	126/0	0/126.0
2.	Casey Stone	2001	263/9	1/29.2
3.	Randy Bray	1969	167/6	1/27.8
4.	Neil Simons	1980	274/10	1/27.4
5.	Ellis Dantzler	1966	108/4	1/27.0
6.	Jimmy Key	1980	103/4	1/25.8
7.	Pete Ayoub	1963	102/4	1/25.5
8.	Billy Weems	1980	229/10	1/22.9
9.	Greg Guin	1981	204/9	1/22.7
10.	Elmo Lam	1963	103/5	1/20.6

Note: Minimum 100 at-bats.

PITCHING

APPEARANCES

Rk	Player	Year	App.
1.	Scott Winchester	1995	33
	Nick Glaser	2000	33
	Daniel Moskos	2006	33
	Alex Frederick	2010	33
5.	Aaron Jersild	1992	32
6.	Stephen Clyne	2007	31
7.	Andy Taulbee	1993	30
	Matt Vaughn	2008	30
9.	Pat Krall	2016	29
	Carson Spiers	2018	29

STARTS

Rk	Player	Year	Starts
1.	Brian Barnes	1988	19
	Brian Barnes	1989	19
	Jason Dawsey	1995	19
	Kris Benson	1996	19
	Ryan Mottl	2000	19
	Steve Reba	2002	19
	Casey Harman	2010	19
8.	Andy Taulbee	1994	18
	Matt Henrie	2002	18
	Jason Berken	2006	18
	Stephen Faris	2006	18
	David Kopp	2007	18
	Scott Weismann	2010	18

RELIEF APPEARANCES

Rk	Player	Year	RA
1.	Scott Winchester	1995	33
	Nick Glaser	2000	33
	Daniel Moskos	2006	33
4.	Aaron Jersild	1992	32
	Alex Frederick	2010	32
6.	Stephen Clyne	2007	31
7.	Matt Vaughn	2008	29
	Carson Spiers	2018	29
9.	Billy Trapp	1980	28
	Scott Winchester	1994	28
	Josh Cram	2001	28
	Drew Moyer	2014	28

COMPLETE GAMES

Rk	Player	Year	CG
1.	Chuck Porter	1976	11
2.	Billy O'Dell	1954	9
	George Stone	1985	9
	Brian Barnes	1989	9
5.	Harold Stowe	1958	8
	Rusty Gerhardt	1970	8
	Ron Musselman	1977	8
8.	Dave Van Volkenburg	1969	7
	Steve Cline	1974	7
	Jeff Gilbert	1981	7
	Jimmy Key	1982	7
	Kris Benson	1996	7

SHUTOUTS

Rk	Player	Year	SHO
1.	Ron Musselman	1976	4
	Kris Benson	1996	4
3.	Billy O'Dell	1954	3
	Lindsay Graham	1972	3
	Chuck Porter	1976	3
	Tommy Qualters	1977	3
	Tim Parker	1990	3

SEASON BESTS

WINS

Rk	Player	Year	Wins
1.	Brian Barnes	1989	16
2.	Harold Stowe	1958	14
	Jason Angel	1991	14
	Kris Benson	1996	14
5.	Brian Barnes	1988	13
	Matt Henrie	2002	13
	Steve Reba	2002	13
8.	Chuck Porter	1976	12
	Ron Musselman	1977	12
	Brian Barnes	1987	12
	Chad Phillips	1993	12
	Andy Taulbee	1994	12
	Steve Reba	2001	12
14.	Rusty Gerhardt	1971	11
	Scott Miller	1992	11
	Jason Dawsey	1995	11
17.	Mike Sullivan	1979	10
	Andy Taulbee	1993	10
	Billy Koch	1996	10
	Ken Vining	1996	10
	Ryan Mottl	1997	10
	Ryan Mottl	2000	10
	Daniel Gossett	2013	10
	Matthew Crownover	2015	10
	Pat Krall	2016	10

WINNING PERCENTAGE

Rk	Player	Year	W-L	Win %
1.	Chuck Porter	1976	12-0	100.0
	Mike Kimbrell	1991	11-0	100.0
	Mike Sullivan	1979	10-0	100.0
	Jarrod Schmidt	2000	9-0	100.0
	Josh Cribb	2006	9-0	100.0
	Aaron Jersild	1991	8-0	100.0
	Mike Holtz	1992	8-0	100.0
	Len Bradley	1979	7-0	100.0
	Tommy Qualters	1977	6-0	100.0
	Kris Harvey	2004	6-0	100.0
	P.J. Zocchi	2006	6-0	100.0
	Phillip Lowery	1987	5-0	100.0
	Doug Marchal	1987	5-0	100.0
	Jeff Sauve	1995	5-0	100.0
	D.J. Mitchell	2007	5-0	100.0
16.	Scott Miller	1992	11-1	91.7
17.	Bill Parmer	1967	9-1	90.0
	Tyler Jackson	2017	9-1	90.0

Note: Minimum five decisions.

INNINGS PITCHED

Rk	Player	Year	IP
1.	Kris Benson	1996	156.0
2.	Brian Barnes	1989	146.0
3.	Brian Barnes	1988	137.2
4.	Jason Dawsey	1995	129.1
5.	George Stone	1985	127.1
6.	Harold Stowe	1958	126.2
7.	Casey Harman	2010	121.0
8.	Brian Barnes	1987	120.2
9.	Chuck Porter	1976	119.0
10.	Ron Musselman	1977	117.1

ERA

Rk	Player	Year	IP	ER	ERA
1.	Scott Winchester	1995	45.2	3	0.59
2.	Billy O'Dell	1954	91.1	8	0.79
3.	Joe Landrum	1946	104.0	12	1.04
4.	Scott Clackum	1998	40.2	5	1.11
5.	Jay Bevis	1970	40.1	5	1.12
6.	Bill Parmer	1967	71.0	9	1.14
7.	Brian Snyder	1977	60.1	8	1.19
8.	Mike Holtz	1992	57.1	8	1.26
9.	Jerome Santivaschi	1989	66.0	10	1.36
10.	Billy O'Dell	1953	72.1	11	1.37

Note: Minimum 40 innings pitched.

STRIKEOUTS

Rk	Player	Year	K
1.	Brian Barnes	1989	208
2.	Kris Benson	1996	204
3.	Billy Koch	1996	152
4.	Brian Barnes	1988	140
5.	Ken Vining	1996	135
6.	Jason Dawsey	1995	133
7.	Harold Stowe	1958	126
8.	Harold Stowe	1959	117
9.	Charlie Barnes	2017	113
10.	Brian Barnes	1987	112

STRIKEOUTS PER NINE INNINGS PITCHED

Rk	Player	Year	K	IP	K/9 IP
1.	Billy O'Dell	1953	108	72.1	13.44
2.	Billy O'Dell	1952	81	56.0	13.02
3.	Brian Barnes	1989	208	146.0	12.82
4.	Spencer Strider	2018	70	51.0	12.35
5.	Billy Koch	1996	152	111.2	12.25
6.	Patrick Hogan	2004	60	44.2	12.09
7.	Kris Benson	1996	204	156.0	11.77
8.	Billy Koch	1995	111	87.0	11.48
9.	Mike Milchin	1989	54	42.2	11.39
10.	Alan Farina	2007	72	57.1	11.30

Note: Minimum 40 innings pitched.

STRIKEOUT-TO-WALK RATIO

Rk	Player	Year	K	BB	K/BB
1.	Kris Benson	1996	204	27	7.56
2.	Alex Eubanks	2017	104	15	6.93
3.	Tyler Jackson	2017	68	10	6.80
4.	Zack Erwin	2015	92	16	5.75
5.	Casey Harman	2009	89	16	5.56
6.	Joe Landrum	1947	98	18	5.44
7.	Phillip Lowery	1987	37	7	5.29
	Jonathan Meyer	2013	37	7	5.29
9.	Charlie Barnes	2017	113	22	5.14
10.	Billy O'Dell	1952	81	16	5.06

Note: Minimum 40 innings pitched.

HITS PER NINE INNINGS PITCHED

Rk	Player	Year	Hits	IP	H/9 IP
1.	Billy O'Dell	1953	25	72.1	3.11
2.	Jay Bevis	1970	17	40.1	3.79
3.	Rusty Gerhardt	1970	47	100.1	4.22
4.	Scott Winchester	1995	23	45.2	4.53
5.	Carson Spiers	2018	22	43.1	4.57
6.	Scott Clackum	1998	21	40.2	4.65
7.	Steve Cline	1973	35	59.1	5.31
8.	Brian Snyder	1977	36	60.1	5.37
9.	Brian Barnes	1989	89	146.0	5.49
10.	Billy O'Dell	1954	56	91.1	5.52

Note: Minimum 40 innings pitched.

WALKS PER NINE INNINGS PITCHED

Rk	Player	Year	BB	IP	BB/9 IP
1.	Tyler Jackson	2017	10	83.1	1.08
2.	Phillip Lowery	1987	7	53.2	1.17
3.	Justin Sarratt	2008	6	45.2	1.18
4.	Alex Eubanks	2017	15	105.2	1.28
5.	Jonathan Meyer	2013	7	46.2	1.35
	Zack Erwin	2015	16	106.2	1.35
7.	Jimmy Roller	1960	11	71.2	1.38
8.	Kris Benson	1996	27	156.0	1.56
9.	Justin Sarratt	2011	14	80.2	1.56
10.	David Haselden	2011	14	76.2	1.64

Note: Minimum 40 innings pitched.

SAVES

Rk	Player	Year	Saves
1.	Nick Glaser	2000	15
2.	Scott Winchester	1995	14
3.	Matt Vaughn	2008	11
	Ryley Gilliam	2018	11
5.	Scott Winchester	1993	10
	Scott Winchester	1994	10
	Patrick Hogan	2004	10
	Daniel Moskos	2006	10
9.	Scott Clackum	1998	9
10.	Mike Milchin	1988	8
	Paul Harrelson	2002	8
	Matt Campbell	2014	8

BATTERS FACED

Rk	Player	Year	BF
1.	Kris Benson	1996	606
2.	Brian Barnes	1989	602
3.	Brian Barnes	1988	598
4.	George Stone	1984	569
5.	Jason Dawsey	1995	529
6.	Brian Barnes	1987	523
7.	Casey Harman	2010	518
8.	Andy Taulbee	1994	489
9.	Jimmy Key	1982	485
10.	Ron Musselman	1977	483

NO-HITTERS

Date	Pitcher(s)	Opponent	Score
4-15-1913	Doc Ezell	Erskine	5-0
4-29-1916	Elmer Long	at Virginia Military	2-0
4-17-1924	Lefty Smith	South Carolina	6-0
3-29-1946	Joe Landrum	Erskine	6-0
5-8-1953	Billy O'Dell	at South Carolina	2-0
5-6-1967	Nelson Gibson	at Georgia Tech	3-0
	Charlie Watson		
4-17-1971	Dave Van Volkenburg	# Florida State⁽¹⁾	11-0
3-16-1973	Lindsay Graham	^ Maryland	3-0
4-17-1976	Ron Musselman	Virginia	9-0
3-17-1977	Brian Snyder	at North Carolina-Wilmington	2-0
3-10-1980	Mike Brown	*# North Carolina-Wilmington⁽¹⁾	2-0
3-5-1982	Jeff Gilbert	Western Carolina	5-0
3-6-1984	Scott Parrish	# The Citadel⁽²⁾	6-0
3-18-2009	Justin Sarratt	South Carolina-Upstate	14-0
	Scott Weismann		
	Kyle Deese		
	Tomas Cruz		
	Matt Vaughn		

* - perfect game; # - seven-inning game; ^ - eight-inning game; Note: Home games in **bold**.

YEARLY LEADERS

BATTING

BATTING AVERAGE

Year	Player, Pos.	BA
1939	Ed Irick, 3B	.358
1940	Francis Coakley, OF	.391
1941	Dude Buchanan, 1B	.485
1942	Charlie Mimms, 3B	.385
1943	Homer Coker, OF	.462
1944	No Team	
1945	H.H. Tyler, 2B	.282
1946	Dewey Quinn, 3B	.365
1947	Lynwood McMakin, 2B	.348
1948	Frank Gillespie, 3B	.338
1949	Ken Culberson, SS	.355
1950	Doug Angley, OF	.381
1951	Ray Mathews, OF	.375
1952	Fred Knoebel, OF	.366
1953	Wyman Morris, 3B	.422
1954	Doug Kingsmore, OF	.371
1955	Lonnie Shealy, 2B	.357
1956	Don Shealy, OF/P	.348
1957	Don Shealy, OF/P	.313
1958	Bailey Hendley, OF/P	.333
1959	Ty Cline, OF/P	.326
1960	Bailey Hendley, OF/P	.364
1961	Pete Ayoub, 2B	.349
1962	Johnny Jones, OF	.439
1963	Mike Bohonak, OF	.349
1964	Stan Ayers, C	.316
1965	Rusty Adkins, OF	*.444
1966	Ellis Dantzler, 1B	.380
1967	Garry Helms, SS	.372
1968	Randy Bray, SS	.329
1969	Calvin Weeks, 2B/OF	.354
1970	Randy Bray, SS	.285
1971	Craig White, OF	.380
1972	Lin Hamilton, C	.318
1973	Craig White, OF	.336
1974	Lin Hamilton, C	.346
1975	Denny Walling, OF	*.421
1976	Steve Tucker, OF	.350
1977	Neil Simons, OF	.376
1978	Billy Weems, OF	.333
1979	Neil Simons, OF	.355
1980	Tim Teufel, 2B	.387
1981	Greg Guin, 1B	.387
1982	Jimmy Key, P/OF	.359
1983	Bob Paulling, 1B	.407
1984	Chuck Baldwin, 2B	.356
1985	Jim McCollom, 1B	.390
1986	Chuck Baldwin, 1B	.370
1987	Mark Biegert, OF	.356
1988	Jerry Brooks, 3B	.373
1989	Henry Threadgill, 2B	.329
1990	Brian Kowitz, OF	.403
1991	Billy McMillon, OF	*.391
1992	Kevin Northrup, OF	.382
1993	Billy McMillon, OF	.377
1994	Shane Monahan, OF	.415
1995	Shane Monahan, OF	.388
1996	Jason Embler, 1B	.357
1997	Gary Burnham, OF	.391
1998	Matt Padgett, OF	.376
1999	Patrick Boyd, OF	.390
2000	Khalil Greene, 3B	.364
2001	Casey Stone, OF	.376
2002	Khalil Greene, SS	*.470
2003	Brad McCann, 3B	.347
2004	Brad McCann, 3B	.379
2005	Brad Chalk, OF	.350
2006	Tyler Colvin, OF	.356
2007	Brad Chalk, OF	.366
2008	Mike Freeman, 2B	.332
2009	Ben Paulsen, 1B	.367
2010	Brad Miller, SS	.357
2011	Brad Miller, SS	*.395
2012	Richie Shaffer, 3B	.336
2013	Shane Kennedy, 3B	.317
2014	Tyler Krieger, SS	.338
2015	Reed Rohlman, OF	.356
2016	Seth Beer, OF	.369
2017	Reed Rohlman, OF	.361
2018	Kyle Wilkie, C	.324

AT-BATS

Year	Player, Pos.	AB
1939	Ed Irick, 3B	67
1940	Francis Coakley, OF	64

1941	Dude Buchanan, 1B	68
1942	Herb Jessen, 1B	71
1943	Frank Gillespie, 1B	61
1944	No Team	
1945	Bill Cagle, OF	49
1946	Dewey Quinn, 3B	85
1947	Homer Coker, OF	122
1948	Ken Culberson, SS	120
1949	Ken Culberson, SS	110
1950	Ken Culberson, SS	137
1951	Dick Hendley, C	93
1952	Roy Coker, 2B	87
1953	Roy Coker, 2B	73
1954	Roy Coker, 2B	105
1955	Lonnie Shealy, 2B	70
1956	Bill Barnett, OF	76
1957	Butch Coker, C	74
1958	Bud Spiers, SS	130
1959	Ty Cline, OF/P	135
1960	Ty Cline, OF	89
1961	Dave Lynn, C	89
1962	Elmo Lam, SS	91
1963	Elmo Lam, SS	107
1964	Elmo Lam, SS	103
1965	Ben Marsella, 2B	117
1966	Rusty Adkins, OF	*126
1967	Rusty Adkins, 2B	121
1968	Rusty Adkins, 2B	*149
1969	Randy Bray, SS	*146
1970	Randy Bray, SS	*167
1971	Randy Bray, SS	144
1972	Calvin Weeks, SS	*160
1973	Kenny Bagwell, 2B	135
1974	Richard Haynes, 2B	*138
1975	Mike Pulaski, OF	*158
1976	Kurt Seibert, SS	*153
1977	Robert Bonnette, 3B	*207
1978	Robert Bonnette, SS	*216
1979	Tony Masone, OF	186
1980	Tony Masone, OF	*224
1981	Billy Weems, OF	229
1982	Mike Mahoney, OF	*222
1983	Frank Russ, 2B	*237
1984	Bob Paulling, 1B	199
1985	Brooks Shumake, OF	218
1986	Chuck Baldwin, 1B	*252
1987	Chuck Baldwin, 1B	*289
1988	Steve Baucom, 3B	*268
1989	Jerry Brooks, 3B	*284
1990	Henry Threadgill, 2B	*283
1991	Brian Kowitz, OF	253
1992	Eric Macrina, DH	260
1993	Kevin Northrup, OF	249
1994	Keith Williams, OF	255
1995	Shane Monahan, OF	*330
1996	Shane Monahan, OF	*273
1997	Paul Galloway, 3B	252
1998	Jason Embler, 1B	*269
1999	Patrick Boyd, OF	241
2000	Khalil Greene, 3B	274
2001	Jeff Baker, SS	275
2002	Casey Stone, OF	274
2003	Khalil Greene, SS	285
2004	Brad McCann, 3B	251
2005	Brad McCann, 3B	253
2006	Lou Santangelo, C	253
2007	Taylor Harbin, 2B	274
2008	Tyler Colvin, OF	281
2009	Taylor Harbin, SS	253
2010	Wilson Boyd, OF	233
2011	Mike Freeman, 2B	268
2012	Mike Freeman, 2B	*299
2013	John Hinson, 3B	245
2014	Steve Wilkerson, 2B	258
2015	Steven Duggar, OF	250
2016	Tyler Slaton, OF	241
2017	Tyler Krieger, DH	236
2018	Reed Rohlman, OF	236
2019	Chase Pinder, OF	255
2020	Logan Davidson, SS	241
2021	Logan Davidson, SS	250

RUNS

Year	Player, Pos.	R
1939	Teddy Boselli, SS	15
1940	Dude Buchanan, 1B	21
1941	Dude Buchanan, 1B	27
1942	Don Belk, OF	16
1943	Bob Berry, SS	16

1943	Homer Coker, OF	25
1944	No Team	
1945	H.H. Tyler, 2B	16
1946	June Pruitt, 1B	20
1947	Lynwood McMakin, 2B	39
1948	Ray Mathews, OF	23
1949	Ken Culberson, SS	33
1950	Fred Knoebel, OF	45
1951	Roby Crouch, 1B	29
1952	Roy Coker, 2B	26
1953	Roy Coker, 2B	17
1954	Doug Kingsmore, OF	*25
1955	Lonnie Shealy, 2B	13
1956	Bill Barnett, OF	16
1957	Don Shealy, OF/P	16
1958	Doug Hoffman, OF	11
1959	Larry Bagwell, 3B	*34
1960	Ty Cline, OF/P	*34
1961	Ty Cline, OF	26
1962	Elmo Lam, SS	27
1963	Johnny Jones, OF	28
1964	Johnny Jones, OF	22
1965	Nicky Lomax, OF	22
1966	Buddy Nixon, 1B	23
1967	Rusty Adkins, OF	*30
1968	Jack McCall, SS	*30
1969	Rusty Adkins, 2B	*39
1970	Rusty Adkins, 2B	*40
1971	Rusty Adkins, 2B	*40
1972	Don Russell, 3B	26
1973	Don Russell, 3B	*23
1974	Don Russell, 3B	33
1975	Johnny Severs, OF	*37
1976	Kenny Bagwell, 2B	24
1977	Richard Haynes, 2B	*29
1978	Richard Haynes, 2B	*29
1979	Craig White, OF	*29
1980	Smiley Sanders, OF	*41
1981	Kurt Seibert, SS	*48
1982	Kurt Seibert, SS	*43
1983	Neil Simons, OF	50
1984	Steve Nilsson, 1B	*49
1985	Dave Buffamoyer, C	*66
1986	Shane Monahan, OF	58
1987	Mike Mahoney, OF	54
1988	Mark Davidson, OF	*58
1989	Jim McCollom, C	50
1990	Brooks Shumake, OF	60
1991	Steve Heffernan, C	60
1992	Bill Spiers, SS	*73
1993	Bert Heffernan, C	68
1994	Bert Heffernan, C	*93
1995	Brian Kowitz, OF	61
1996	Brian Kowitz, OF	*87
1997	Jim Crowley, 2B	79
1998	Kevin Northrup, OF	67
1999	Billy McMillon, OF	64
2000	Shane Monahan, OF	*97
2001	Shane Monahan, OF	*82
2002	Gary Burnham, OF	62
2003	Doug Livingston, 2B	62
2004	Gary Burnham, OF	83
2005	Patrick Boyd, OF	66
2006	Henri Stanley, OF	85
2007	Casey Stone, OF	65
2008	Jeff Baker, 3B	66
2009	Khalil Greene, SS	*93
2010	Michael Johnson, 1B	54
2011	Russell Triplett, SS	54
2012	Brad McCann, 3B	64
2013	Taylor Harbin, 2B	64
2014	Brad Chalk, OF	67
2015	Marquez Smith, 3B	54
2016	Mike Freeman, 2B	46
2017	Ben Paulsen, 1B	46
2018	Mike Freeman, 2B	60
2019	Jeff Schaus, OF	60
2020	Kyle Parker, OF	85
2021	John Hinson, 3B	62
2022	Richie Shaffer, 1B	62
2023	Richie Shaffer, 3B	49
2024	Steve Wilkerson, 2B	49
2025	Shane Kennedy, 3B	47
2026	Tyler Krieger, SS	49
2027	Steven Duggar, OF	56
2028	Chase Pinder, OF	67
2029	Chase Pinder, OF	59
2030	Seth Beer, OF	64

HITS

Year	Player, Pos.	H
1939	Ed Irick, 3B	24
1940	Francis Coakley, OF	25
1941	Dude Buchanan, 1B	33
1942	Homer Coker, OF	24
1943	Homer Coker, OF	24
1944	No Team	
1945	J.A. Timmerman, SS	11
1946	H.H. Tyler, 2B	11
1947	Dewey Quinn, 3B	31
1948	Dewey Quinn, OF	38
1949	Jimmy Jones, 1B	37
1950	Ken Culberson, SS	39
1951	Doug Angley, OF	51
1952	Ray Mathews, OF	33
1953	Fred Knoebel, OF	30
1954	Wyman Morris, 3B	27
1955	Roy Coker, 2B	33
1956	Doug Kingsmore, OF	33
1957	Lonnie Shealy, 2B	25
1958	Don Shealy, OF/P	23
1959	Butch Coker, C	20
1960	Don Shealy, OF/P	20
1961	Bud Spiers, SS	42
1962	Ty Cline, OF/P	44
1963	Dave Lynn, C	32
1964	Pete Ayoub, 2B	29
1965	Elmo Lam, SS	29
1966	Johnny Jones, OF	36
1967	Johnny Jones, OF	33
1968	Ben Marsella, 2B	33
1969	Rusty Adkins, OF	*56
1970	Rusty Adkins, 2B	44
1971	Rusty Adkins, 2B	*50
1972	Randy Bray, SS	*48
1973	Calvin Weeks, 2B/OF	*57
1974	Randy Bray, SS	41
1975	Craig White, OF	*49
1976	Kenny Bagwell, 2B	40
1977	Craig White, OF	*44
1978	Mike Pulaski, OF	*48
1979	Denny Walling, OF	*59
1980	Steve Tucker, OF	*69
1981	Neil Simons, OF	*74
1982	Tony Masone, OF	61
1983	Tony Masone, OF	74
1984	Billy Weems, OF	75
1985	Greg Guin, 1B	*79
1986	Mark Davidson, OF	*75
1987	Bob Paulling, 1B	*81
1988	Jim McCollom, DH	71
1989	Jim McCollom, 1B	*98
1990	Chuck Baldwin, 1B	*107
1991	Steve Baucom, 3B	93
1992	Jerry Brooks, 3B	*106
1993	Henry Threadgill, 2B	*93
1994	Brian Kowitz, OF	*102
1995	Jim Crowley, 2B	*98
1996	Kevin Northrup, OF	*95
1997	Shane Monahan, 1B	*94
1998	Shane Monahan, OF	*137
1999	Shane Monahan, OF	*106
2000	Jason Embler, 1B	85
2001	Gary Burnham, OF	104
2002	Matt Padgett, OF	88
2003	Khalil Greene, 3B	98
2004	Khalil Greene, 3B	98
2005	Casey Stone, OF	103
2006	Khalil Greene, SS	*134
2007	Brad McCann, 3B	87
2008	Brad McCann, 3B	96
2009	Taylor Harbin, 2B	94
2010	Tyler Colvin, OF	100
2011	Marquez Smith, 3B	84
2012	Wilson Boyd, OF	70
2013	Ben Paulsen, 1B	70
2014	Mike Freeman, 2B	99
2015	John Hinson, 3B	81
2016	Richie Shaffer, 3B	78
2017	Steven Duggar, OF	75
2018	Tyler Krieger, SS	74
2019	Reed Rohlman, OF	84
2020	Chris Okey, C	81
2021	Reed Rohlman, OF	82
2022	Logan Davidson, SS	73

DOUBLES

Year	Player, Pos.	2B
1939	Ed Irick, 3B	6
1940	Francis Coakley, OF	4
1941	Dude Buchanan, 1B	5
1942	Bob Berry, SS	4
1943	Homer Coker, OF	4
1944	Jay Good, 3B	4
1945	No Team	
1946	Bull Cagle, OF	3
1947	Dewey Quinn, OF	6
1948	Frank Gillespie, 1B	7
1949	Dewey Quinn, OF	7
1950	Jimmy Jones, 1B	7
1951	Luke Deanhardt, 1B	8
1952	Doug Angley, OF	9
1953	Gene Aughtry, 2B	8
1954	Jim Evans, SS	8
1955	Wyman Morris, 3B	9
1956	Roy Coker, 2B	5
1957	Roger Gaines, OF	6
1958	Bill Barnett, OF	5
1959	Don Shealy, OF/P	5
1960	Larry Bagwell, 3B	*8
1961	Fred DeBerry, 1B	*8

YEARLY LEADERS

2016	Reed Rohlman, OF	21
2017	Reed Rohlman, OF	*21
2018	Logan Davidson, SS	18

TRIPLES

Year	Player, Pos.	3B
1939	Frank Horton, 2B	3
1940	Joe Blalock, OF	3
	Dude Buchanan, 1B	3
1941	Dude Buchanan, 1B	4
1942	Don Belk, OF	3
1943	Leo Fisher, 2B	2
	J.C. Herring, OF	2
1944	No Team	
1945	Bull Cagle, OF	1
	H.N. Lindsay, C/OF	1
	H.H. Tyler, 2B	1
1946	Dewey Quinn, 3B	5
1947	Homer Coker, OF	2
	Frank Gillespie, 1B	2
	Dewey Quinn, OF	2
1948	Luke Deanhardt, 1B	3
	Gene Moore, C	3
1949	Gene Aughtry, 2B	2
	Tom Castles, OF	2
	H.S. Joyce, P	2
	Gene Moore, C	2
1950	Doug Angley, OF	4
1951	Dick Hendley, C	3
	Fred Knoebel, OF	3
1952	Roy Coker, 2B	1
	Roger Gaines, OF	1
	Fred Knoebel, OF	1
	Joe Murray, 1B	1
	Billy O'Dell, P	1
1953	Roy Coker, 2B	2
	Wyman Morris, 3B	2
1954	Roy Coker, 2B	4
1955	Bill Barnett, OF	3
1956	Bill Barnett, OF	3
1957	Carol Brown, OF	1
	Butch Coker, C	1
	Doug Hoffman, OF	1
	Don Shealy, OF/P	1
	Larry Wilson, 1B	1
1958	Bud Spiers, SS	3
1959	Doug Hoffman, OF	*5
1960	Ty Cline, OF	*5
1961	Elmo Lam, SS	3
1962	Johnny Jones, OF	2
	Buddy Nixon, 1B	2
1963	Dave Ellis, 3B	*4
1964	Buddy Nixon, 1B	*4
1965	Rusty Adkins, OF	4
	George Sutton, OF	4
1966	Rusty Adkins, 2B	*6
1967	Rusty Adkins, 2B	*^7
1968	Don Russell, 3B	*5
	Keith Waters, OF	*5
1969	Don Russell, 3B	*8
1970	Eddie Dixon, 1B	*5
	Don Russell, 3B	*5
	Johnny Severs, OF	*5
	Craig White, OF	*5
1971	Johnny Severs, OF	*6
	Dave Van Volkenburg, 1B/P	*6
1972	Dave Van Volkenburg, 1B/P	3
1973	Craig White, OF	*3
1974	Lin Hamilton, C	*4
1975	Dave Caldwell, OF	*4
1976	Dave Caldwell, OF	*8
1977	Neil Simons, OF	*6
1978	Tony Masone, OF	4
	Billy Weems, OF	4
1979	Dave Buffamoyer, C	4
1980	Neil Simons, OF	4
	Billy Weems, OF	4
1981	Scott Powers, SS	4
1982	Ricky Hester, OF	*5
1983	Dave Lemaster, OF	4
	Jim McCollom, C	4
1984	Scott Powers, SS	4
1985	Jim McCollom, 1B	4
	Steve Williams, C	4
1986	Steve Baucom, 3B	6
1987	Bill Spiers, SS	*11
1988	Bert Heffernan, C	*6
1989	Henry Threadgill, 2B	*6
1990	Brian Kowitz, OF	*6

	Jeff Miller, INF	*6
1991	Kevin Northrup, OF	*9
1992	Shawn Satterfield, OF	*8
1993	Shane Monahan, 1B	7
1994	Shane Monahan, OF	9
1995	David Miller, 1B	*10
1996	Jerome Robinson, OF	6
1997	Nathan Broome, OF	2
	Gary Burnham, OF	2
	Brian Holstad, 2B	2
	Henri Stanley, OF	2
1998	Jason Harris, 1B	2
	Peter Nystrom, OF	2
	Doug Roper, SS	2
	Justin Singleton, 3B	2
1999	Kurt Bultmann, 2B	2
	Henri Stanley, OF	2
2000	Ryan Riley, 2B	*7
2001	Jeff Baker, 3B	2
	Chad Coder, OF	2
	Casey Stone, OF	2
2002	L.J. DeMaino, OF	5
2003	Herman Demmink, 2B	1
	Garrick Evans, OF	1
	Ryan Hub, OF	1
	Brad McCann, 3B	1
	Steve Pyzik, C	1
2004	Tony Sipp, OF	4
2005	Taylor Harbin, 2B	4
2006	Tyler Colvin, OF	5
2007	Addison Johnson, OF	5
2008	Doug Hogan, C	3
2009	Mike Freeman, 2B	5
2010	Brad Miller, SS	4
2011	Will Lamb, OF	4
2012	Thomas Brittelle, OF	*8
2013	Shane Kennedy, 3B	4
2014	Steven Duggar, OF	3
	Tyler Slaton, OF	3
2015	Tyler Slaton, OF	5
2016	Weston Wilson, 2B	3
2017	Weston Jackson, OF	2
2018	Kier Meredith, OF	1
	Drew Wharton, OF	1

HOME RUNS

Year	Player, Pos.	HR
1939	George Brodie, OF	4
1940	Dude Buchanan, 1B	3
1941	Joe Blalock, OF	3
	Dude Buchanan, 1B	3
	Pop Locklair, OF	3
	Ace Parker, C	3
1942	Don Belk, OF	3
1943	Hank Sullivan, C	4
1944	No Team	
1945	Bull Cagle, OF	2
1946	Charlie Mims, 3B/OF	2
1947	Lynwood McMakin, 2B	3
	Dewey Quinn, OF	3
	Hale Sherard, 3B	3
1948	Frank Gillespie, 3B	5
1949	Frank Gillespie, 3B	9
1950	Ken Culberson, SS	6
	Fred Knoebel, OF	6
	Ray Mathews, OF	6
1951	Ray Mathews, OF	5
1952	Fred Knoebel, OF	7
1953	Bill Barnett, OF	4
1954	Doug Kingsmore, OF	*10
1955	Bill Barnett, OF	2
	Charlie Blackston, SS	2
	Jim O'Quinn, OF	2
	Dick Swetenburg, 1B	2
1956	Bill Barnett, OF	4
1957	Bud Spiers, SS	3
1958	Bud Spiers, SS	4
1959	Doug Hoffman, OF	*4
1960	Dave Lynn, C	*8
1961	Dave Lynn, C	*6
1962	Nicky Lomax, OF	6
	Buddy Nixon, 1B	6
1963	Johnny Jones, OF	6
1964	Ben Marsella, 2B	6
	George Sutton, OF	6
1965	Jack McCall, SS	.8
1966	George Sutton, OF	*11
1967	Rusty Adkins, 2B	*6
1968	Randy Bray, SS	4

	Don Russell, 3B	4
	Ron Zupa, 1B	4
1969	Craig White, OF	*8
1970	Craig White, OF	7
1971	Craig White, OF	4
1972	Smiley Sanders, OF	6
1973	Craig White, OF	*8
1974	Smiley Sanders, OF	*8
1975	Denny Walling, OF	*13
1976	Dave Caldwell, OF	*9
	Bill Foley, C	*9
1977	Bill Foley, C	*14
1978	Bill Schroeder, C	10
1979	Tony Masone, OF	13
	Neil Simons, OF	13
	Tim Teufel, 2B	13
1980	Tim Teufel, 2B	*11
1981	Craig Roberson, 3B	12
1982	Jim McCollom, OF/1B	11
1983	Bob Paulling, 1B	10
1984	Jim McCollom, DH	11
1985	Jim McCollom, 1B	21
1986	Chuck Baldwin, 1B	16
	Ray Williams, OF	16
1987	Chuck Baldwin, 1B	9
	Steve Baucom, 3B	9
	Mike Milchin, 1B	9
1988	Mike Couture, 1B	17
1989	Mike Couture, C	10
	Jim Crowley, 3B	10
1990	Eric Macrina, DH	18
1991	Eric Macrina, DH	*24
1992	Keith Williams, OF	13
1993	Keith Williams, OF	19
1994	Mike Hampton, 3B	11
	Shane Monahan, OF	11
1995	Matthew LeCroy, C	15
1996	Matthew LeCroy, C	14
1997	Matthew LeCroy, C	24
1998	Matt Padgett, OF	14
1999	Patrick Boyd, OF	17
2000	Jeff Baker, SS	11
2001	Jeff Baker, 3B	23
2002	Khalil Greene, SS	*27
2003	Michael Johnson, 1B	12
2004	Lou Santangelo, C	18
2005	Kris Harvey, DH	*25
2006	Andy D'Alessio, 1B	*23
2007	Andy D'Alessio, 1B	17
2008	Kyle Parker, OF/INF	14
2009	Ben Paulsen, 1B	13
	Jeff Schaus, OF	13
2010	Kyle Parker, OF	20
2011	Richie Shaffer, 1B	13
2012	Richie Shaffer, 3B	10
2013	Garrett Boulware, C	8
2014	Steve Wilkerson, 2B	6
2015	Chris Okey, C	12
2016	Seth Beer, OF	*18
2017	Seth Beer, OF	16
2018	Seth Beer, OF	*22

RBIs

Year	Player, Pos.	RBI
1939	George Brodie, OF	9
1940	Francis Coakley, OF	12
1941	Dude Buchanan, 1B	24
1942	Don Belk, OF	18
1943	Frank Gillespie, 1B	16
	Hank Sullivan, C	16
1944	No Team	
1945	Bull Cagle, OF	5
1946	Dewey Quinn, 3B	15
1947	Dewey Quinn, OF	24
	Jack McCall, SS	25
1948	Jimmy Jones, 1B	19
1949	Frank Gillespie, 3B	33
1950	Ken Culberson, SS	36
1951	Dick Hendley, C	25
1952	Fred Knoebel, OF	29
1953	Wyman Morris, 3B	19
1954	Doug Kingsmore, OF	27
1955	Jim O'Quinn, C	13
1956	Bill Barnett, OF	19
1957	Don Shealy, OF/P	13
1958	Bud Spiers, SS	*34
1959	Larry Bagwell, 3B	*27
1960	Dave Lynn, C	*31
1961	Dave Lynn, C	21

1962	Buddy Nixon, 1B	30
1963	Johnny Jones, OF	22
1964	Ben Marsella, 2B	29
1965	Rusty Adkins, OF	25
1966	George Sutton, OF	*39
1967	Rusty Adkins, 2B	*24
1968	Randy Bray, SS	23
1969	Craig White, OF	*40
1970	Craig White, OF	28
1971	Craig White, OF	28
1972	Smiley Sanders, OF	21
1973	Craig White, OF	*31
1974	Smiley Sanders, OF	*30
1975	Denny Walling, OF	*^60
1976	Dave Caldwell, OF	*49
1977	Robert Bonnette, SS	*51
	Bill Foley, C	*51
1978	Tony Masone, OF	*49
1979	Tony Masone, OF	*61
1980	Tim Teufel, 2B	*66
1981	Craig Roberson, 3B	57
1982	Mark Davidson, OF	50
1983	Bob Paulling, 1B	55
1984	Jim McCollom, DH	54
1985	Jim McCollom, 1B	76
1986	Chuck Baldwin, 1B	73
1987	Steve Baucom, 3B	69
1988	Jerry Brooks, 3B	80
1989	Jim Crowley, 3B	60
1990	Joe DeBerry, 1B	70
1991	Eric Macrina, DH	84
1992	Keith Williams, OF	68
1993	Keith Williams, OF	79
1994	Mike Hampton, 3B	70
1995	David Miller, 1B	78
1996	Jason Embler, C	57
	Matthew LeCroy, C	57
1997	Gary Burnham, OF	82
1998	Patrick Boyd, OF	59
	Jason Harris, 1B	59
1999	Kurt Bultmann, 2B	72
2000	Jeff Baker, SS	64
	Khalil Greene, 3B	64
2001	Jeff Baker, 3B	75
2002	Khalil Greene, SS	91
2003	Brad McCann, 3B	67
2004	Brad McCann, 3B	65
2005	Kris Harvey, DH	70
2006	Andy D'Alessio, 1B	*85
2007	Taylor Harbin, SS	62
2008	Doug Hogan, C	51
2009	Ben Paulsen, 1B	61
2010	Jeff Schaus, OF	*87
2011	Richie Shaffer, 1B	55
2012	Phil Pohl, DH	58
2013	Garrett Boulware, C	45
2014	Steve Wilkerson, 2B	42
2015	Reed Rohlman, OF	58
2016	Chris Okey, C	*74
2017	Seth Beer, OF	53
2018	Chris Williams, 1B	*72

TOTAL BASES

Year	Player, Pos.	TB
1939	Ed Irick, 3B	37
1940	Dude Buchanan, 1B	38
1941	Dude Buchanan, 1B	55
1942	Don Belk, OF	38
1943	Homer Coker, OF	39
	Hank Sullivan, C	39
1944	No Team	
1945	Bull Cagle, OF	21
1946	Dewey Quinn, 3B	50
1947	Dewey Quinn, OF	58
1948	Gene Moore, C	48
1949	Frank Gillespie, 3B	66
1950	Doug Angley, OF	77
1951	Ray Mathews, OF	52
1952	Fred Knoebel, OF	59
1953	Wyman Morris, 3B	46
1954	Doug Kingsmore, OF	66
1955	Bill Barnett, OF	36
1956	Bill Barnett, OF	44
1957	Don Shealy, OF/P	27
	Bud Spiers, SS	27
1958	Bud Spiers, SS	65
1959	Ty Cline, OF/P	60
1960	Dave Lynn, C	63
1961	Dave Lynn, C	46

1962	Jonny Jones, OF	60
1963	Johnny Jones, OF	57
1964	Ben Marsella, 2B	62
1965	Rusty Adkins, OF	83
1966	Rusty Adkins, 2B	67
	George Sutton, OF	67
1967	Rusty Adkins, 2B	89
1968	Randy Bray, SS	68
1969	Don Russell, 3B	90
	Craig White, OF	90
1970	Craig White, OF	77
1971	Craig White, OF	74
1972	Richard Haynes, 2B	55
1973	Craig White, OF	84
1974	Smiley Sanders, OF	78
1975	Denny Walling, OF	113
1976	Dave Caldwell, OF	119
1977	Bill Foley, C	124
1978	Tony Masone, OF	111
1979	Tony Masone, OF	129
1980	Billy Weems, OF	117
1981	Craig Roberson, 3B	126
1982	Mark Davidson, OF	119
1983	Bob Paulling, 1B	121
1984	Jim McCollom, DH	121
1985	Jim McCollom, 1B	*188
1986	Chuck Baldwin, 1B	180
1987	Steve Baucom, 3B	143
1988	Jerry Brooks, 3B	179
1989	Henry Threadgill, 2B	135
1990	Brian Kowitz, OF	145
1991	Eric Macrina, DH	*179
1992	Kevin Northrup, OF	149
1993	Keith Williams, OF	176
1994	Shane Monahan, OF	211
1995	Shane Monahan, OF	*174
1996	Matthew LeCroy, C	137
1997	Gary Burnham, OF	176
1998	Matt Padgett, OF	146
1999	Patrick Boyd, OF	171
2000	Khalil Greene, 3B	143
2001	Jeff Baker, 3B	172
2002	Khalil Greene, SS	**250
2003	Brad McCann, 3B	137
2004	Brad McCann, 3B	164
2005	Kris Harvey, DH	171
2006	Tyler Colvin, OF	171
2007	Doug Hogan, C	142
2008	Ben Paulsen, 1B	129
2009	Ben Paulsen, 1B	160
2010	Kyle Parker, OF	162
2011	Richie Shaffer, 1B	128
2012	Richie Shaffer, 3B	133
2013	Garrett Boulware, C	108
2014	Steve Wilkerson, 2B	103
2015	Chris Okey, C	128
2016	Chris Okey, C	146
2017	Seth Beer, OF	132
2018	Seth Beer, OF	*145

YEARLY LEADERS

1966	George Sutton, OF	.632
1967	Rusty Adkins, 2B	.597
1968	Randy Bray, SS	.466
1969	Craig White, OF	.577
1970	Craig White, OF	.538
1971	Craig White, OF	.574
1972	Richard Haynes, 2B	.505
1973	Craig White, OF	.641
1974	Steve Tucker, OF	.541
1975	Denny Walling, OF	.807
1976	Dave Caldwell, OF	.607
1977	Bill Foley, C	.611
1978	Tony Masone, OF	.597
1979	Tim Teufel, 2B	.650
1980	Tim Teufel, 2B	.690
1981	Craig Roberson, 3B	.581
1982	Dave Lemaster, C/OF	.582
1983	Jim McCollum, C	.611
1984	Jim McCollum, DH	.596
1985	Jim McCollum, DH	.749
1986	Chuck Baldwin, 1B	.623
1987	Chuck Baldwin, 1B	.565
1988	Mike Couture, OF	.647
1989	Jim Crowley, 3B	.509
1990	Eric Macrina, DH	.693
1991	Billy McMillon, OF	.708
1992	Billy McMillon, 1B	.602
1993	Keith Williams, OF	.690
1994	Shane Monahan, OF	.639
1995	Shane Monahan, OF	.637
1996	Jason Embler, 1B	.563
1997	Matthew LeCroy, C	.722
1998	Matt Padgett, OF	.624
1999	Patrick Boyd, OF	.695
2000	Khalil Greene, 3B	.532
2001	Jeff Baker, 3B	.738
2002	Khalil Greene, SS	*.877
2003	Michael Johnson, 1B	.576
2004	Brad McCann, 3B	.648
2005	Kris Harvey, DH	.687
2006	Andy D'Alessio, 1B	.648
2007	Andy D'Alessio, 1B	.634
2008	Ben Paulsen, 1B	.571
2009	Ben Paulsen, 1B	.618
2010	Kyle Parker, OF	.656
2011	Richie Shaffer, 1B	.577
2012	Richie Shaffer, 3B	.573
2013	Garrett Boulware, C	.476
2014	Steve Wilkerson, 2B	.502
2015	Chris Okey, C	.545
2016	Seth Beer, OF	.700
2017	Seth Beer, OF	.606
2018	Seth Beer, OF	*.642

WALKS

Year	Player, Pos.	BB
1942	Winston Holliday, P	12
1943	Unavailable	
1944	No Team	
1945	H.H. Tyler, 2B	14
1946	June Pruitt, 1B	27
1947	Lynwood McMakin, 2B	30
1948	Leo Fisher, 2B	14
1949	Unavailable	
1950	Unavailable	
1951	Roby Crouch, 1B	20
1952	Joe Murray, 1B	17
1953	Doug Kingsmore, OF	10
1954	Dick Swetenburg, 1B	22
1955	Jim O'Quinn, C	9
1956	Unavailable	
1957	Doug Hoffman, OF	17
1958	Bailey Hendley, OF/P	24
1959	Doug Hoffman, OF	33
1960	Bailey Hendley, OF/P	18
1961	Dave Lynn, C	22
1962	Johnny Jones, OF	21
1963	Johnny Jones, OF	19
1964	Jack McCall, SS	20
1965	George Sutton, OF	22
1966	Jack McCall, SS	27
1967	Rusty Adkins, 2B	27
1968	Don Russell, 3B	30
1969	Don Russell, 3B	42
1970	Don Russell, 3B	35
1971	Johnny Severs, OF	44
1972	Dave Van Volkenburg, 1B/P	27
1973	Smiley Sanders, OF	23
1974	Lin Hamilton, C	32

1975	Kurt Seibert, SS	39
1976	Kurt Seibert, SS	50
1977	Steve Nilsson, 1B	45
1978	Steve Nilsson, 1B	47
1979	Neil Simons, OF	49
1980	Neil Simons, OF	51
1981	Glenn Gallagher, OF	34
1982	Craig Roberson, 3B	48
1983	Frank Russ, 2B	36
1984	Brooks Shumake, OF	42
1985	Bert Heffernan, C	45
1986	Bert Heffernan, C	55
1987	Bert Heffernan, C	45
1988	Bert Heffernan, C	*62
1989	Mike Couture, C	62
1990	Brian Kowitz, OF	44
1991	Todd Stefan, SS	45
1992	Kevin Northrup, OF	51
1993	Billy McMillon, OF	47
1994	Mike Hampton, 3B	47
1995	Gary Burnham, OF	46
1996	Gary Burnham, OF	61
1997	Matthew LeCroy, C	53
1998	Patrick Boyd, OF	44
1999	Jason Harris, 1B	64
	Henri Stanley, OF	64
2000	Patrick Boyd, OF	44
2001	Michael Johnson, 1B	43
2002	Michael Johnson, 1B	50
2003	Michael Johnson, 1B	*63
2004	Brad McCann, 3B	36
2005	Brad Chalk, OF	34
2006	Brad Chalk, OF	41
2007	Andy D'Alessio, 1B	33
2008	Jeff Schaus, OF	33
2009	Brad Miller, SS	53
2010	Kyle Parker, OF	56
2011	Richie Shaffer, 1B	44
2012	Richie Shaffer, 3B	63
2013	Shane Kennedy, 3B	37
2014	Tyler Slaton, OF	42
2015	Tyler Dugger, OF	54
2016	Seth Beer, OF	62
2017	Seth Beer, OF	64
2018	Seth Beer, OF	54

STOLEN BASES

Year	Player, Pos.	SB
1939	Teddy Boselli, SS	4
1940	Ace Parker, C	4
1941	Joe Blagoff, OF	7
1942	Joe Blalock, OF	10
1943	Horner Coker, C	8
	Hank Sullivan, C	8
1944	No Team	
1945	H.H. Tyler, 2B	6
1946	J.M. Looper, OF	4
	Sanford Quinn, OF	4
1947	Lynwood McMakin, 2B	6
	Dan Stroud, OF	6
1948	J.R. Brown, OF	10
	Ray Mathews, OF	10
1949	Frank Gillespie, 3B	5
1950	Fred Knoebel, OF	26
1951	Roby Crouch, 1B	14
1952	Billy O'Dell, P	3
1953	Bill Barnett, OF	6
1954	Wyman Morris, 3B	10
1955	Bill Barnett, OF	2
	Charlie Blackston, SS	2
	Jim Coleman, OF	2
1956	Bill Barnett, OF	4
1957	Doug Hoffman, OF	2
	Don Shealy, OF/P	2
1958	Larry Bagwell, 3B	4
	Doug Hoffman, OF	4
1959	Doug Hoffman, OF	11
1960	Ty Cline, OF	12
1961	Harry Pavilack, 3B	3
1962	Dave Ellis, 3B	9
1963	Dave Ellis, 3B	9
1964	Jack McCall, SS	3
1965	Rusty Adkins, OF	12
1966	Rusty Adkins, 2B	9
1967	Rusty Adkins, 2B	*17
1968	Keith Waters, OF	12
1969	Johnny Severs, OF	10
1970	Don Russell, 3B	9
	Johnny Severs, OF	9

1971	Johnny Severs, OF	17
1972	Charlie Ing, OF	7
1973	John Adeim, SS	3
	Richard Haynes, 2B	3
	Craig White, OF	3
1974	Lin Hamilton, C	4
	Charlie Ing, OF	4
	Mike Mahoney, OF	4
	Kurt Seibert, SS	4
1975	Billy Wingo, 2B	*22
1976	Kurt Seibert, SS	*13
1977	Steve Nilsson, 1B	*15
1978	Billy Weems, OF	*26
1979	Dave Buffamoyer, C	21
1980	Billy Weems, OF	*30
1981	Mike Mahoney, OF	12
1982	Brooks Shumake, OF/3B	21
1983	Brooks Shumake, SS	30
1984	Brooks Shumake, OF	20
1985	Ray Williams, OF	16
1986	Bill Spiers, SS	35
1987	Ray Williams, OF	24
1988	Randy Maze, OF	34
1989	Henry Threadgill, 2B	*47
1990	Brian Kowitz, OF	*34
1991	Kevin Northrup, OF	21
1992	Kevin Northrup, OF	*47
1993	Shane Monahan, 1B	17
1994	Mike Hampton, 3B	*39
1995	Dave Miller, 1B	27
1996	Doug Livingston, 2B	24
1997	Brian Holstad, 2B	11
1998	Brian Holstad, 3B	15
	Doug Roper, SS	15
1999	Henri Stanley, OF	27
2000	Casey Stone, OF	25
2001	Casey Stone, OF	25
2002	Jeff Baker, 3B	17
	Khalil Greene, SS	17
2003	Garrick Evans, OF	8
2004	Tony Sipp, OF	20
2005	Tyler Colvin, OF	12
2006	Tyler Colvin, OF	23
2007	Taylor Harbin, SS	14
2008	Stan Widmann, SS	14
2009	Brad Miller, SS	16
2010	John Hinson, 3B	25
2011	John Hinson, 3B	23
2012	Thomas Brittle, OF	15
2013	Shane Kennedy, 3B	22
2014	Steven Dugoff, OF	25
2015	Tyler Krieger, DH	14
2016	Eli White, SS	24
2017	Chase Pinder, OF	13
2018	Logan Davidson, SS	10

PITCHING

Year	Player (Throws)	ERA
1953	Billy O'Dell (L)	1.36
1954	Billy O'Dell (L)	0.79
1955	Unavailable	
1956	Johnny Drake (R)	2.56
1957	Harold Stowe (L)	3.58
1958	Harold Stowe (L)	2.34
1959	Harold Stowe (L)	1.57
1960	Jimmy Roller (R)	2.76
1961	Gene Harbeson (R)	3.31
1962	Tommy Lyon (L)	3.62
1963	Greg Casey (R)	2.66
1964	Bob Lowell (R)	2.41
1965	Tommy Chapman (L)	1.80
1966	Charlie Watson (R)	3.43
1967	Bill Parmer (R)	1.14
1968	John Curtis (L)	1.80
1969	Jay Bevis (R)	*1.59
1970	Jay Bevis (R)	1.12
1971	Rusty Gerhardt (L)	2.17
1972	Rusty Gerhardt (L)	2.22
1973	Steve Cline (R)	2.12
1974	Steve Cline (R)	1.84
1975	Randy Quintrell (L)	1.50
1976	Ron Musselman (R)	2.11
1977	Brian Snyder (L)	*1.19
1978	Tommy Qualters (L)	*0.79
1979	Mike Sullivan (R)	*1.98
1980	Bill Duke (R)	*2.24

1981	Jeff Gilbert (R)	3.25
1982	Jimmy Key (L)	2.79
1983	Jeff Gilbert (R)	2.25
1984	Scott Parrish (R)	2.20
1985	George Stone (R)	3.89
1986	Oliver Whitaker (L)	3.12
1987	Alan Botkin (L)	2.54
1988	Jerome Santivasci (R)	1.98
1989	Jerome Santivasci (R)	1.36
1990	Tim Parker (R)	2.97
1991	Jason Angel (R)	*2.33
1992	Mike Holtz (L)	1.26
1993	Scott Winchester (R)	2.61
1994	Mike Holtz (L)	1.66
1995	Scott Winchester (R)	0.59
1996	Kris Benson (R)	*2.02
1997	Ryan Mottl (R)	4.73
1998	Scott Clackum (R)	1.11
1999	Chris Heck (L)	2.23
2000	Nick Glaser (R)	2.45
2001	Steve Reba (R)	2.58
2002	Matt Henrie (R)	3.12
2003	Jason Berken (R)	3.19
2004	Jason Berken (R)	2.53
2005	Stephen Faris (R)	2.60
2006	Stephen Faris (R)	2.36
2007	Stephen Clyne (R)	2.58
2008	Matt Vaughn (R)	3.15
2009	Tomas Cruz (R)	3.33
2010	Alex Frederick (R)	3.75
2011	David Haselden (R)	2.23
2012	Scott Firth (R)	2.09
2013	Matthew Crownover (L)	2.19
2014	Daniel Gossett (R)	1.93
2015	Matthew Crownover (L)	1.82
2016	Pat Krall (L)	*1.67
2017	Charlie Barnes (L)	3.20
2018	Carson Spiers (R)	2.08

WINS

Year	Player (Throws)	W
1952	Billy O'Dell (L)	5
1953	Billy O'Dell (L)	6
1954	Billy O'Dell (L)	*8
1955	Leonard Humphries (R)	3
1956	Johnny Drake (R)	4
1957	Harold Stowe (L)	3
1958	Harold Stowe (L)	*^14
1959	Harold Stowe (L)	7
1960	Jimmy Roller (R)	5
1961	Damon Vincent (R)	5
1962	Tommy Lyon (L)	*7
1963	Greg Casey (R)	4
1964	Tommy Chapman (L)	6
1965	Bill Parmer (R)	5
	Charlie Watson (R)	5
1966	Charlie Watson (R)	6
1967	Bill Parmer (R)	*9
1968	Nelson Gibson (R)	7
1969	Dave Van Volkenburg (L)	9
1970	Rusty Gerhardt (L)	*9
1971	Rusty Gerhardt (L)	*11
1972	Rusty Gerhardt (L)	7
1973	Steve Cline (R)	*7
1974	Steve Cline (R)	*9
1975	Chuck Porter (R)	*8
1976	Chuck Porter (R)	*12
1977	Ron Musselman (R)	*12
1978	Mike Brown (R)	9
1979	Mike Sullivan (R)	*10
1980	Mike Brown (R)	9
1981	Jeff Gilbert (R)	8
	Scott Parrish (R)	8
1982	Jeff Gilbert (R)	*9
	Jimmy Key (L)	*9
1983	Scott Parrish (R)	6
	Tim Rice (L)	6
1984	Scott Parrish (R)	7
	John Pawlowski (R)	7
	George Stone (R)	7
1985	John Pawlowski (R)	9
	George Stone (R)	9
1986	Bill Steele (R)	9
1987	Brian Barnes (L)	*12
1988	Brian Barnes (L)	*13
1989	Brian Barnes (L)	*16
1990	Dave Tripp (R)	8
1991	Jason Angel (R)	*14
1992	Scott Miller (R)	11

1993	Chad Phillips (L)	12
1994	Andy Taulbee (R)	12
1995	Jason Dawsey (L)	11
1996	Kris Benson (R)	14
1997	Ryan Mottl (R)	10
1998	Ryan Mottl (R)	9
1999	Matt Additon (R)	6
	Thomas Boozer (L)	6
	Chris Heck (L)	6
	Mike Paradis (R)	6
2000	Ryan Mottl (R)	10
2001	Steve Reba (R)	12
2002	Matt Henrie (R)	13
	Steve Reba (R)	13
2003	Tyler Lumsden (L)	8
2004	Kris Harvey (R)	6
2005	Josh Cribb (R)	8
	Robert Rohrbaugh (L)	8
2006	Jason Berken (R)	9
	Josh Cribb (R)	9
	Stephen Faris (R)	9
2007	Alan Farina (R)	6
	Ryan Hinson (L)	6
	David Kopp (R)	6
2008	D.J. Mitchell (R)	6
	Graham Stoneburner (R)	6
2009	Casey Harman (L)	7
	Graham Stoneburner (R)	7
2010	Scott Weismann (R)	9
2011	Justin Sarratt (R)	7
2012	Dominic Leone (R)	7
	Kevin Pohle (R)	7
2013	Daniel Gossett (R)	10
2014	Matthew Crownover (L)	8
2015	Matthew Crownover (L)	*10
2016	Pat Krall (L)	10
2017	Tyler Jackson (R)	9
2018	Brooks Crawford (R)	*8

YEARLY LEADERS

1995	Scott Winchester (R)	33
1996	David Shepard (R)	27
1997	Matt Additon (R)	24
	Scott Clackum (R)	24
1998	Scott Clackum (R)	23
1999	Matt Additon (R)	26
2000	Nick Glaser (R)	33
2001	Josh Cram(R)	28
2002	Tyler Lumsden (L)	27
2003	Robert Rohrbaugh (L)	26
2004	Patrick Hogan (R)	24
2005	Jeff Hahn (R)	25
2006	Daniel Moskos (L)	33
2007	Stephen Clyne (R)	31
2008	Matt Vaughn (R)	30
2009	Ryan Hinson (L)	28
2010	Alex Frederick (R)	33
2011	Alex Frederick (R)	27
2012	Scott Firth (R)	24
	Jonathan Meyer (R)	24
2013	Matt Campbell (R)	24
	Kyle Schnell (R)	24
2014	Drew Moyer (R)	28
2015	Pat Krall (L)	27
2016	Pat Krall (L)	29
2017	Ryley Gilliam (R)	27
2018	Carson Spiers (R)	29

STARTS

Year	Player (Throws)	Starts
1952	Billy O'Dell (L)	7
1953	Billy O'Dell (L)	8
1954	Billy O'Dell (L)	11
1955	Leonard Humphries (R)	6
1956	Leonard Humphries (R)	7
1957	Harold Stowe (L)	7
1958	Harold Stowe (L)	15
1959	Harold Stowe (L)	9
1960	Dave Sprouse (R)	7
1961	Damon Vincent (R)	10
1962	Tommy Lyon (L)	9
	Dave Olson (R)	9
1963	Damon Vincent (R)	6
1964	Tommy Chapman (L)	11
1965	Tommy Chapman (L)	11
1966	Bill Parmer (R)	9
1967	Bill Parmer (R)	10
1968	Tom Hudgins (R)	10
1969	Rusty Gerhardt (L)	15
1970	Rusty Gerhardt (L)	14
1971	Rusty Gerhardt (L)	14
1972	Rusty Gerhardt (L)	12
1973	Steve Cline (R)	9
1974	Steve Cline (R)	13
1975	Chuck Porter (R)	13
1976	Ron Musselman (R)	14
	Chuck Porter (R)	14
1977	Ron Musselman (R)	15
1978	Mike Sullivan (R)	13
1979	Brian Snyder (L)	14
1980	Mike Brown (R)	15
	Jimmy Key (L)	15
1981	Jimmy Key (L)	15
1982	Jimmy Key (L)	16
1983	Scott Parrish (R)	12
1984	George Stone (R)	11
1985	John Pawlowski (R)	17
	George Stone (R)	17
1986	Bill Steele (R)	16
1987	Brian Barnes (L)	17
1988	Brian Barnes (L)	*19
1989	Brian Barnes (L)	19
1990	Tim Parker (R)	17
1991	Jason Angel (R)	16
1992	Jason Angel (R)	17
1993	Chad Phillips (L)	15
	Jeff Sauve (R)	15
1994	Andy Taulbee (R)	18
1995	Jason Dawsey (L)	19
1996	Kris Benson (R)	19
1997	Ryan Mottl (R)	16
1998	Ryan Mottl (R)	16
1999	Ryan Mottl (R)	17
2000	Ryan Mottl (R)	19
2001	Steve Reba (R)	17
2002	Steve Reba (R)	19
2003	Tyler Lumsden (L)	16
2004	Kris Harvey (R)	14
	Tyler Lumsden (L)	14

2005	Robert Rohrbaugh (L)	16
2006	Jason Berken (R)	18
	Stephen Faris (R)	18
2007	David Kopp (R)	*18
2008	D.J. Mitchell (R)	14
	Graham Stoneburner (R)	14
2009	Chris Dwyer (L)	*17
2010	Casey Harman (L)	*19
2011	Justin Sarraff (R)	13
2012	Dominic Leone (R)	16
2013	Daniel Gossett (R)	16
2014	Matthew Crownover (L)	16
2015	Matthew Crownover (L)	16
	Zach Erwin (L)	16
2016	Charlie Barnes (L)	16
2017	Charlie Barnes (L)	16
	Alex Eubanks (R)	16
	Pat Krall (L)	16
2018	Brooks Crawford (R)	16
	Jake Higginbotham (L)	16

RELIEF APPEARANCES

Year	Player (Throws)	RA
1952	Gerald Dempsey (R)	3
	Charlie Hall (R)	3
	Robby Saylor (L)	3
1953	Bubba Free (R)	4
1954	Mickey Cone (L)	3
	Billy O'Dell (L)	3
1955	Bill Toth (R)	5
1956	Bill Toth (R)	7
1957	Frank Elrod (L)	4
1958	Ed Lakey (R)	8
1959	Harold Stowe (L)	10
1960	Jimmy Roller (R)	9
1961	Jimmy Roller (R)	8
1962	Bill Burnette (R)	9
1963	Tommy Lyon (L)	10
1964	Bob Lowell (R)	9
1965	Charlie Watson (R)	11
1966	Bill James (R)	9
1967	Pete Myers (R)	11
1968	Alan Demarest (R)	9
1969	Jay Bevis (R)	15
1970	Jay Bevis (R)	20
1971	Jay Bevis (R)	16
1972	Jay Bevis (R)	16
1973	Jimmy Baker (R)	17
1974	Larry Meekins (R)	18
1975	Tommy Qualters (R)	13
1976	Houston Matthews (R)	9
1977	Dave Woessner (R)	14
1978	Dave Woessner (R)	19
1979	Billy Trapp (R)	12
	Dave Woessner (R)	12
1980	Billy Trapp (R)	28
1981	Glen Martin (R)	15
1982	Lee Wiles (R)	22
1983	Lynn Martin (R)	24
1984	John Pawlowski (R)	18
1985	John Burnett (L)	*22
1986	Mike Huggins (R)	22
1987	Phillip Lowery (R)	21
1988	Mike Milchin (L)	22
	Jerome Santivasci (R)	22
1989	Jerome Santivasci (R)	27
1990	Eric Bradford (R)	17
1991	Eric Bradford (R)	25
1992	Aaron Jersild (L)	32
1993	Scott Winchester (R)	26
1994	Scott Winchester (R)	28
1995	Scott Winchester (R)	33
1996	David Shepard (R)	27
1997	Matt Additon (R)	24
	Scott Clackum (R)	24
1998	Scott Clackum (R)	23
1999	Matt Additon (R)	21
2000	Nick Glaser (R)	33
2001	Josh Cram (R)	28
2002	Thomas Boozer (L)	26
2003	Robert Rohrbaugh (L)	25
2004	Patrick Hogan (R)	24
2005	Jeff Hahn (R)	23
2006	Daniel Moskos (L)	33
2007	Stephen Clyne (R)	31
2008	Matt Vaughn (R)	29
2009	Ryan Hinson (L)	26
2010	Casey Harman (L)	32
2011	Alex Frederick (R)	25

2012	Scott Firth (R)	24
2013	Matt Campbell (R)	24
	Kyle Schnell (R)	24
2014	Drew Moyer (R)	28
2015	Pat Krall (L)	27
2016	Pat Krall (L)	26
2017	Ryley Gilliam (R)	27
2018	Carson Spiers (R)	29

COMPLETE GAMES

Year	Player (Throws)	CG
1952	Billy O'Dell (L)	4
1953	Billy O'Dell (L)	6
1954	Billy O'Dell (L)	9
1955	George Compton (R)	3
1956	Johnny Drake (R)	3
1957	Harold Stowe (L)	4
1958	Harold Stowe (L)	8
1959	Harold Stowe (L)	4
1960	Bailey Hendley (R)	2
	Jimmy Roller (R)	2
1961	Gene Harbeson (R)	4
	Damon Vincent (R)	4
1962	Tommy Lyon (L)	5
1963	Greg Casey (R)	2
	Tommy Chapman (L)	2
1964	Tommy Chapman (L)	6
1965	Tommy Chapman (L)	5
1966	Charlie Watson (R)	3
1967	Laval Johnson (L)	2
	Pete Myers (R)	2
	Bill Parmer (R)	2
	Charlie Watson (R)	2
1968	Bill James (R)	4
1969	Dave Van Volkenburg (L)	7
1970	Rusty Gerhardt (L)	*8
1971	Rusty Gerhardt (L)	*6
1972	Rusty Gerhardt (L)	6
1973	Steve Cline (R)	3
	Lindsay Graham (R)	3
1974	Steve Cline (R)	*7
1975	Randy Quintrell (L)	5
1976	Chuck Porter (R)	*11
1977	Ron Musselman (R)	*8
1978	Mike Brown (R)	5
1979	Mike Sullivan (R)	5
1980	Mike Brown (R)	5
1981	Jeff Gilbert (R)	7
1982	Jimmy Key (L)	*7
1983	Jeff Gilbert (R)	2
1984	Scott Parrish (R)	5
1985	George Stone (R)	8
1986	Bill Steele (R)	2
1987	Brian Barnes (L)	5
	Alan Botkin (L)	5
1988	Brian Barnes (L)	6
1989	Brian Barnes (L)	*9
1990	Tim Parker (R)	5
1991	Jason Angel (R)	3
1992	Scott Miller (R)	2
1993	Jason Dawsey (L)	2
1994	Kris Benson (R)	1
	Jason Dawsey (L)	1
	Billy Koch (R)	1
1995	Jason Dawsey (L)	4
1996	Kris Benson (R)	7
1997	Ryan Mottl (R)	2
	Matt White (L)	2
1998	Ryan Mottl (R)	1
	Matt White (L)	1
1999	Ryan Mottl (R)	1
2000	Ryan Mottl (R)	2
2001	Steve Reba (R)	2
2002	Steve Reba (R)	1
2003	Tyler Lumsden (L)	1
2004	Robert Rohrbaugh (L)	1
2005	Josh Cribb (R)	*3
	Stephen Faris (R)	*3
2006	Josh Cribb (R)	1
	Stephen Faris (R)	1
2007	David Kopp (R)	1
2008	D.J. Mitchell (R)	1
	Graham Stoneburner (R)	1
2009	Chris Dwyer (L)	1
2010	Casey Harman (L)	1
2011	Jonathan Meyer (R)	1
2012	No Complete Games	
2013	Daniel Gossett (R)	1
2014	Daniel Gossett (R)	2

2015	Brody Koerner (R)	1
2016	Alex Eubanks (R)	1
	Pat Krall (L)	1
2017	Alex Eubanks (R)	*2
2018	No Complete Games	

SHUTOUTS

Year	Player (Throws)	SHO
1947	Joe Hazle (R)	1
1948	Nig Griffith (R)	1
1949	Bob Gaddis (R)	1
1950	Bill Ford (R)	1
	Bob Hughes (L)	1
1951	No Individual Shutouts	
1952	No Individual Shutouts	
1953	Billy O'Dell (L)	2
1954	Billy O'Dell (L)	3
1955	No Individual Shutouts	
1956	No Individual Shutouts	
1957	Don Shealy (R)	1
1958	No Individual Shutouts	
1959	Bailey Hendley (R)	1
	Harold Stowe (L)	1
1960	Jimmy Roller (R)	1
1961	No Individual Shutouts	
1962	Damon Vincent (R)	1
1963	No Individual Shutouts	
1964	Greg Casey (R)	1
1965	Tommy Chapman (L)	2
1966	Charles Watson (R)	1
1967	Laval Johnson (L)	1
	Pete Myers (R)	1
	Bill Parmer (R)	1
1968	John Curtis (L)	1
	Alan Demarest (R)	1
	Nelson Gibson (R)	1
	Tom Hudgins (R)	1
	Bill James (R)	1
1969	Rusty Gerhardt (L)	1
	Tom Hudgins (R)	1
1970	Rusty Gerhardt (L)	1
	Dave Van Volkenburg (L)	1
1971	Dave Van Volkenburg (L)	2
1972	Lindsay Graham (R)	*3
1973	Lindsay Graham (R)	2
1974	Ty Cline (L)	2
1975	Randy Quintrell (L)	2
1976	Ron Musselman (R)	*4
1977	Tommy Qualters (R)	*3
1978	Mike Brown (R)	*2
	Mike Sullivan (R)	*2
1979	Mike Sullivan (R)	*2
1980	Mike Brown (R)	*2
	Bill Duke (R)	*2
1981	Jeff Gilbert (R)	1
	Jimmy Key (L)	1
	Scott Parrish (R)	1
1982	Jeff Gilbert (R)	2
1983	Scott Parrish (R)	*1
1984	Scott Parrish (R)	*2
1985	John Pawlowski (R)	2
1986	No Individual Shutouts	
1987	Alan Botkin (L)	2
	Oliver Whitaker (L)	2
1988	Alan Botkin (L)	1
	David Tripp (R)	1
1989	Brian Barnes (L)	1
	Ron Frazier (R)	1
1990	Tim Parker (R)	3
1991	Jason Angel (R)	*2
	Scott Miller (R)	*2
1992	No Individual Shutouts	
1993	No Individual Shutouts	
1994	No Individual Shutouts	
1995	Jason Dawsey (L)	2
1996	Kris Benson (R)	*4
1997	No Individual Shutouts	
1998	No Individual Shutouts	
1999	No Individual Shutouts	
2000	Ryan Mottl (R)	1
2001	Steve Reba (R)	1
2002	No Individual Shutouts	
2003	Tyler Lumsden (L)	1
2004	No Individual Shutouts	
2005	Josh Cribb (R)	*2
2006	No Individual Shutouts	
2007	No Individual Shutouts	
2008	Graham Stoneburner (R)	*1
2009	No Individual Shutouts	

2010	No Individual Shutouts	
2011	No Individual Shutouts	
2012	No Individual Shutouts	
2013	Daniel Gossett (R)	1
2014	Daniel Gossett (R)	*2
2015	Brody Koerner (R)	*1
2016	No Individual Shutouts	
2017	Alex Eubanks (R)	*2
2018	No Individual Shutouts	

SAVES

Year	Player (Throws)	Svs
1969	Jay Bevis (R)	6
1970	Jay Bevis (R)	5
1971	Jay Bevis (R)	4
1972	Jay Bevis (R)	5
1973	Jimmy Baker (R)	3
	Lindsay Graham (R)	3
1974	Larry Meekins (R)	3
1975	Tommy Qualters (R)	6
1976	Houston Matthews (R)	4
1977	Dave Woessner (R)	5
1978	Dave Woessner (R)	6
1979	Len Bradley (R)	5
1980	Len Bradley (R)	7
1981	Lynn Martin (R)	2
	Tim Rice (L)	2
1982	Roger Hackett (L)	2
	David Hess (R)	2
	Lee Wiles (R)	2
1983	Lynn Martin (R)	4
1984	John Pawlowski (R)	4
1985	John Burnett (L)	*4
1986	Chuck Baldwin (R)	5
1987	Doug Marchal (R)	5
1988	Mike Milchin (L)	8
1989	Jerome Santivasci (R)	6
1990	Ron Frazier (R)	4
1991	Eric Bradford (R)	2
	Mike Holtz (L)	2
	Scott Miller (R)	2
	Chad Phillips (L)	2
1992	Aaron Jersild (L)	7
1993	Scott Winchester (R)	10
1994	Scott Winchester (R)	10
1995	Scott Winchester (R)	*14
1996	David Shepard (R)	5
1997	Matt Additon (R)	5
1998	Scott Clackum (R)	*9
1999	Chris Heck (L)	5
2000	Nick Glaser (R)	*15
2001	Josh Cram (R)	6
2002	Paul Harrelson (R)	8
2003	Paul Harrelson (R)	6
2004	Patrick Hogan (R)	*10
2005	Jeff Hahn (R)	3
2006	Daniel Moskos (L)	10
2007	Daniel Moskos (L)	6
2008	Matt Vaughn (R)	11
2009	Tomas Cruz (R)	4
	Matt Vaughn (R)	4
2010	Alex Frederick (R)	4
2011	Scott Weismann (R)	7
2012	Scott Firth (R)	3
2013	Matt Campbell (R)	7
2014	Matt Campbell (R)	8
2015	Taylor Vetzell (R)	4
2016	Pat Krall (L)	5
2017	Ryley Gilliam (R)	4
2018	Ryley Gilliam (R)	*11
INNINGS PITCHED		
Year	Player (Throws)	IP
1952	Billy O'Dell (L)	56.0
1953	Billy O'Dell (L)	72.1
1954	Billy O'Dell (L)	91.1
1955	Leonard Humphries (R)	82.0
1956	Johnny Drake (R)	45.2
1957	Harold Stowe (L)	55.1
1958	Harold Stowe (L)	*126.2
1959	Harold Stowe (L)	97.1
1960	Jimmy Roller (R)	71.2
1961	Damon Vincent (R)	61.1
1962	Tommy Lyon (L)	82.0
1963	Damon Vincent (R)	44.1
1964	Tommy Chapman (L)	89.1
1965	Tommy Chapman (L)	85.0
1966	Charlie Watson (R)	65.2
1967	Bill Parmer (R)	71.1

YEARLY LEADERS

1968	Nelson Gibson (R)	62.0
1969	Dave Van Volkenburg (L)	92.1
1970	Rusty Gerhardt (L)	*100.1
1971	Rusty Gerhardt (L)	*108.0
1972	Rusty Gerhardt (L)	*85.0
1973	Lindsay Graham (R)	60.2
1974	Steve Cline (R)	*102.2
1975	Chuck Porter (R)	*81.1
1976	Chuck Porter (R)	*119.0
1977	Ron Musselman (R)	*117.1
1978	Mike Brown (R)	83.1
1979	Mike Sullivan (R)	*91.0
1980	Jimmy Key (L)	*111.1
1981	Jeff Gilbert (R)	102.1
1982	Jimmy Key (L)	*116.0
1983	Scott Parrish (R)	62.2
1984	George Stone (R)	80.2
1985	George Stone (R)	127.1
1986	Bill Steele (R)	109.1
1987	Brian Barnes (L)	120.2
1988	Brian Barnes (L)	*137.2
1989	Brian Barnes (L)	*146.0
1990	Tim Parker (R)	97.0
1991	Jason Angel (R)	108.0
1992	Jason Angel (R)	105.1
1993	Andy Taulbee (R)	97.1
1994	Andy Taulbee (R)	114.2
1995	Jason Dawsey (L)	129.1
1996	Kris Benson (R)	*156.0
1997	Ryan Mottl (R)	106.2
1998	Ryan Mottl (R)	101.0
1999	Ryan Mottl (R)	99.2
2000	Ryan Mottl (R)	107.0
2001	Steve Reba (R)	108.0
2002	Matt Henrie (R)	112.2
	Steve Reba (R)	112.2
2003	Tyler Lumsden (L)	86.0
2004	Tyler Lumsden (L)	81.1
2005	Josh Cribb (R)	109.1
2006	Stephen Faris (R)	103.0
2007	David Kopp (R)	99.2
2008	D.J. Mitchell (R)	98.2
2009	Casey Harman (L)	86.2
2010	Casey Harman (L)	*121.0
2011	Justin Sarratt (R)	80.2
2012	Dominic Leone (R)	84.0
2013	Daniel Gossett (R)	98.1
2014	Daniel Gossett (R)	107.1
2015	Matthew Crownover (L)	109.0
2016	Charlie Barnes (L)	94.2
2017	Alex Eubanks (R)	105.2
2018	Brooks Crawford (R)	80.2

BATTERS FACED

Year	Player (Throws)	BF
1960	Jimmy Roller (R)	289
1961	Damon Vincent (R)	286
1962	Tommy Lyon (L)	346
1963	Tommy Lyon (L)	198
1964	Tommy Chapman (L)	394
1965	Tommy Chapman (L)	364
1966	Charlie Watson (R)	276
1967	Bill Farmer (R)	290
1968	Nelson Gibson (R)	257
1969	Dave Van Volkenburg (L)	407
1970	Rusty Gerhardt (L)	410
1971	Rusty Gerhardt (L)	424
1972	Lindsay Graham (R)	276
1973	Steve Cline (R)	257
1974	Steve Cline (R)	417
1975	Chuck Porter (R)	361
1976	Chuck Porter (R)	474
1977	Ron Musselman (R)	483
1978	Brian Snyder (L)	370
1979	Brian Snyder (L)	397
1980	Jimmy Key (L)	454
1981	Jeff Gilbert (R)	429
1982	Jimmy Key (L)	485
1983	Scott Parrish (R)	273
1984	George Stone (R)	327
1985	George Stone (R)	569
1986	Bill Steele (R)	481
1987	Brian Barnes (L)	523
1988	Brian Barnes (L)	598
1989	Brian Barnes (L)	*602
1990	Tim Parker (R)	417
1991	Jason Angel (R)	443
1992	Jason Angel (R)	454
1993	Andy Taulbee (R)	419

1994	Andy Taulbee (R)	489
1995	Jason Dawsey (L)	529
1996	Kris Benson (R)	*606
1997	Ryan Mottl (R)	479
1998	Ryan Mottl (R)	441
1999	Ryan Mottl (R)	480
2000	Ryan Mottl (R)	451
2001	Steve Reba (R)	434
2002	Steve Reba (R)	437
2003	Tyler Lumsden (L)	373
2004	Tyler Lumsden (L)	358
2005	Josh Cribb (R)	469
2006	Stephen Faris (R)	408
2007	David Kopp (R)	429
2008	D.J. Mitchell (R)	428
2009	Chris Dwyer (L)	375
	Casey Harman (L)	375
2010	Casey Harman (L)	*518
2011	Justin Sarratt (R)	328
2012	Dominic Leone (R)	372
2013	Daniel Gossett (R)	420
2014	Daniel Gossett (R)	433
2015	Zack Erwin (L)	454
2016	Charlie Barnes (L)	425
2017	Alex Eubanks (R)	438
2018	Jake Higginbotham (L)	343

STRIKEOUTS

Year	Player (Throws)	K
1952	Billy O'Dell (L)	81
1953	Billy O'Dell (L)	108
1954	Billy O'Dell (L)	*111
1955	Leonard Humphries (R)	39
1956	Johnny Drake (R)	49
1957	Harold Stowe (L)	36
1958	Harold Stowe (L)	*126
1959	Harold Stowe (L)	*117
1960	Bailey Hendley (R)	39
1961	Damon Vincent (R)	62
1962	Tommy Lyon (L)	52
1963	Damon Vincent (R)	48
1964	Tommy Chapman (L)	*83
1965	Tommy Chapman (L)	100
1966	Charlie Watson (R)	72
1967	Charlie Watson (R)	71
1968	Bill James (R)	45
1969	Rusty Gerhardt (L)	*99
1970	Rusty Gerhardt (L)	*111
1971	Rusty Gerhardt (L)	*111
1972	Rusty Gerhardt (L)	61
1973	Steve Cline (R)	68
1974	Steve Cline (R)	*69
1975	Chuck Porter (R)	67
1976	Ron Musselman (R)	78
1977	Ron Musselman (R)	*107
1978	Mike Sullivan (R)	63
1979	Mike Sullivan (R)	79
1980	Mike Brown (R)	77
1981	Jeff Gilbert (R)	58
1982	Jimmy Key (L)	94
1983	Tim Rice (L)	42
1984	George Stone (R)	57
1985	George Stone (R)	93
1986	Brian Barnes (L)	53
1987	Brian Barnes (L)	*112
1988	Brian Barnes (L)	*140
1989	Brian Barnes (L)	*^208
1990	Tim Parker (R)	90
1991	Mike Kimbrell (R)	74
1992	Jason Angel (R)	76
1993	Andy Taulbee (R)	85
1994	Andy Taulbee (R)	103
1995	Jason Dawsey (L)	*133
1996	Kris Benson (R)	*204
1997	Ryan Mottl (R)	99
1998	Ryan Mottl (R)	96
1999	Mike Paradis (R)	87
2000	Ryan Mottl (R)	81
2001	Steve Reba (R)	103
2002	Steve Reba (R)	82
2003	Tyler Lumsden (L)	72
2004	Tyler Lumsden (L)	88
2005	Josh Cribb (R)	97
2006	Stephen Faris (R)	86
2007	Daniel Moskos (L)	78
2008	D.J. Mitchell (R)	106
2009	Chris Dwyer (L)	95
2010	Casey Harman (L)	105
2011	Dominic Leone (R)	72

2012	Daniel Gossett (R)	87
2013	Daniel Gossett (R)	91
2014	Daniel Gossett (R)	107
2015	Matthew Crownover (L)	108
2016	Charlie Barnes (L)	84
2017	Charlie Barnes (L)	113
2018	Spencer Strider (R)	70

* - led the ACC; ^ - led the nation;
Note: Clemson single-season records
in **bold**.

CAREER LEADERS

BATTING

GAMES

Rk	Player	Year(s)	G
1.	Khalil Greene	1999-02	272
2.	Bert Heffernan	1985-88	259
3.	Jeff Schaus	2008-11	258
4.	Andy D'Alessio	2004-07	253
5.	Kurt Bultmann	1996-99	249
6.	Jim Crowley	1988-91	247
7.	Wilson Boyd	2007-10	238
8.	Michael Johnson	2000-03	235
9.	Herman Demmink	2003-06	232
10.	Henri Stanley	1997-00	231

AT-BATS

Rk	Player	Year(s)	AB
1.	Khalil Greene	1999-02	1069
2.	Bert Heffernan	1985-88	993
3.	Jeff Schaus	2008-11	973
4.	Kurt Bultmann	1996-99	953
5.	Chuck Baldwin	1984-87	935
6.	Shane Monahan	1993-95	856
7.	Andy D'Alessio	2004-07	853
8.	Wilson Boyd	2007-10	837
9.	Jim McCollom	1982-85	830
10.	Jim Crowley	1988-91	826

HITS

Rk	Player	Year(s)	Hits
1.	Khalil Greene	1999-02	403
2.	Shane Monahan	1993-95	337
3.	Bert Heffernan	1985-88	335
4.	Chuck Baldwin	1984-87	311
	Jeff Schaus	2008-11	311
6.	Kurt Bultmann	1996-99	306
7.	Jim McCollom	1982-85	285
8.	Michael Johnson	2000-03	275
9.	Jim Crowley	1988-91	271
10.	Neil Simons	1977-80	270
	Gary Burnham	1994-97	270

DOUBLES

Rk	Player	Year(s)	2B
1.	Khalil Greene	1999-02	95
2.	Kurt Bultmann	1996-99	82
3.	Gary Burnham	1994-97	77
4.	Taylor Harbin	2004-07	67
5.	Bert Heffernan	1985-88	63
6.	Chuck Baldwin	1984-87	62
7.	Jeff Schaus	2008-11	61
8.	Shane Monahan	1993-95	60
9.	Reed Rohlman	2015-17	59
10.	Jim Crowley	1988-91	57
	Patrick Boyd	1998-01	57

TRIPLES

Rk	Player	Year(s)	3B
1.	Shane Monahan	1993-95	21
2.	Don Russell	1968-70	18
3.	Rusty Adkins	1965-67	17
	Bill Spiers	1985-87	17
5.	Jeff Miller	1990-93	15
	David Miller	1993-95	15
7.	Ray Mathews	1948-51	14
	Fred Knoebel	1950-52	14
	Johnny Severs	1969-71	14
	Neil Simons	1977-80	14
	Bert Heffernan	1985-88	14

HOME RUNS

Rk	Player	Year(s)	HR
1.	Jeff Baker	2000-02	59
	Andy D'Alessio	2004-07	59
3.	Michael Johnson	2000-03	58
4.	Seth Beer	2016-18	56
5.	Matthew LeCroy	1995-97	53
6.	Jim McCollom	1982-85	52
	Khalil Greene	1999-02	52
8.	Eric Macrina	1988-91	51
9.	Kyle Parker	2008-10	46
10.	Jim Crowley	1988-91	43
	Kurt Bultmann	1996-99	43

RBIs

Rk	Player	Year(s)	RBI
1.	Khalil Greene	1999-02	276
2.	Jeff Baker	2000-02	226
3.	Jim McCollom	1982-85	218
4.	Andy D'Alessio	2004-07	217
5.	Kurt Bultmann	1996-99	214
6.	Michael Johnson	2000-03	213
7.	Jeff Schaus	2008-11	211
8.	Gary Burnham	1994-97	209
9.	Matthew LeCroy	1995-97	208
10.	Jim Crowley	1988-91	197

BATTING AVERAGE

Rk	Player	Year(s)	Hits-AB	Avg.
1.	Denny Walling	1975	59-140	.421
2.	Dude Buchanan	1939-41	74-184	.402
3.	Shane Monahan	1993-95	337-856	.394
4.	Billy McMillon	1991-93	201-527	.381
5.	Herb Jessen	1942,43	38-100	.380
6.	Rusty Adkins	1965-67	150-396	.379
7.	Khalil Greene	1999-02	403-1069	.377
8.	Ted Corbin	1992	74-199	.372
9.	Tim Teufel	1979,80	134-365	.367
10.	Brad McCann	2003,04	183-504	.363

Note: Minimum 100 at-bats.

SLUGGING PERCENTAGE

Rk	Player	Year(s)	AB	TB	Slg %
1.	Denny Walling	1975	140	113	.807
2.	Dave Lynn	1958,60,61	163	113	.693
3.	Tim Teufel	1979,80	365	244	.668
4.	Dude Buchanan	1939-41	184	121	.658
5.	Seth Beer	2016-18	647	419	.647
6.	Michael Johnson	2000-03	800	509	.636
7.	Jim McCollom	1982-85	830	521	.628
8.	Jeff Baker	2000-02	773	484	.626
9.	Shane Monahan	1993-95	856	535	.625
10.	Khalil Greene	1999-02	1069	668	.625

Note: Minimum 100 at-bats.

TOTAL BASES

Rk	Player	Year(s)	TB
1.	Khalil Greene	1999-02	668
2.	Shane Monahan	1993-95	535
3.	Kurt Bultmann	1996-99	525
4.	Jim McCollom	1982-85	521
5.	Michael Johnson	2000-03	509
6.	Bert Heffernan	1985-88	507
7.	Andy D'Alessio	2004-07	498
8.	Jeff Baker	2000-02	484
9.	Jeff Schaus	2008-11	477
10.	Chuck Baldwin	1984-87	476

RUNS

Rk	Player	Year(s)	Runs
1.	Bert Heffernan	1985-88	285
2.	Khalil Greene	1999-02	265
3.	Shane Monahan	1993-95	235
4.	Kurt Bultmann	1996-99	233
5.	Gary Burnham	1994-97	215
6.	Jeff Schaus	2008-11	213
7.	Jim McCollom	1982-85	203
8.	Michael Johnson	2000-03	201
9.	Jim Crowley	1988-91	199
10.	Patrick Boyd	1998-01	196

STOLEN BASES

Rk	Player	Year(s)	SB
1.	Henry Threadgill	1986-89	85
	Mike Couture	1987-90	85
3.	Kevin Northrup	1989-92	83
4.	Brian Kowitz	1988-90	76
5.	Brooks Shumake	1982-84	71
6.	Ray Williams	1984-87	70
7.	Billy Weems	1977-80	68
8.	Randy Mazey	1985-88	65
9.	Shane Monahan	1993-95	61
10.	Bill Spiers	1985-87	60

WALKS

Rk	Player	Year(s)	BB
1.	Bert Heffernan	1985-88	207
2.	Neil Simons	1977-80	180
	Seth Beer	2016-18	180
4.	Michael Johnson	2000-03	169
5.	Gary Burnham	1994-97	157
6.	Jeff Schaus	2008-11	148
7.	Henri Stanley	1997-00	144
8.	Khalil Greene	1999-02	143
	Brad Miller	2009-11	143
10.	Chris Epps	2008-11	142

WALKS PER AT-BAT

Rk	Player	Year(s)	AB/BB	Ratio
1.	Seth Beer	2016-18	647/180	1/3.59
2.	Kurt Seibert	1974-76	408/106	1/3.85
3.	Don Russell	1968-70	415/107	1/3.88
4.	Chris Epps	2008-11	596/142	1/4.20
5.	Brian Ellis	1997-00	583/138	1/4.22
6.	Johnny Severs	1969-71	373/86	1/4.34
7.	Dave Buffamoyer	1978,79	287/66	1/4.35
8.	Neil Simons	1977-80	805/180	1/4.47
9.	Steve Nilsson	1976-78	507/112	1/4.53
10.	Jason Harris	1998,99	475/104	1/4.57

Note: Minimum 100 at-bats.

STRIKEOUTS PER AT-BAT

Rk	Player	Year(s)	AB/K	Ratio
1.	Rusty Adkins	1965-67	396/16	1/24.75
2.	Neil Simons	1977-80	805/43	1/18.72
3.	Billy Weems	1977-80	674/39	1/17.28
4.	Randy Bray	1968-70	457/27	1/16.93
5.	Casey Stone	1998-01	736/46	1/16.00
6.	Joe Taylor	1992,93	394/27	1/14.54
7.	Mike Mahoney	1973-75,81	323/23	1/14.04
8.	Steve Tucker	1973-76	502/37	1/13.57
9.	Taylor Harbin	2005-07	781/66	1/11.83
10.	Spencer Kieboom	2010-12	431/37	1/11.65

Note: Minimum 100 at-bats.

CAREER LEADERS

PITCHING

APPEARANCES

Rk	Player	Year(s)	App.
1.	Matt Additon	1997-00	98
2.	Patrick Andrews	2012-14,16,17	89
3.	Thomas Boozer	1999-02	88
	Jeff Hahn	2002-05	88
5.	Scott Winchester	1993-95	87
6.	Jonathan Meyer	2010-13	86
7.	Ryan Hinson	2006-09	85
8.	Daniel Moskos	2005-07	81
	Matt Vaughn	2006-09	81
10.	Justin Sarratt	2007-11	80

STARTS

Rk	Player	Year(s)	Starts
1.	Ryan Mottl	1997-00	68
2.	Brian Barnes	1986-89	65
3.	Rusty Gerhardt	1969-72	55
4.	Kris Benson	1994-96	47
5.	Jimmy Key	1980-82	46
	Matthew Crownover	2013-15	46
7.	Oliver Whitaker	1984-87	45
	Steve Reba	1999-02	45
9.	Billy Koch	1994-96	44
10.	Alan Botkin	1986-89	43

RELIEF APPEARANCES

Rk	Player	Year(s)	RA
1.	Matt Additon	1997-00	93
2.	Patrick Andrews	2012-14,16,17	88
3.	Scott Winchester	1993-95	87
4.	Thomas Boozer	1999-02	79
5.	Matt Vaughn	2006-09	78
	Matt Campbell	2011-14	78
7.	Jeff Hahn	2002-05	77
8.	Paul Harrelson	2000-03	75
9.	Patrick Hogan	2001-04	71
	Daniel Moskos	2005-07	71

COMPLETE GAMES

Rk	Player	Year(s)	CG
1.	Rusty Gerhardt	1969-72	26
2.	Brian Barnes	1986-89	21
3.	Billy O'Dell	1952-54	19
4.	Harold Stowe	1957-59	16
	Dave Van Volkenburg	1969-72	16
	Chuck Porter	1974-76	16
7.	Ron Musselman	1976,77	14
	Mike Brown	1978-80	14
	Jimmy Key	1980-82	14
10.	Tommy Chapman	1963-65	13
	Jeff Gilbert	1981-83	13

SHUTOUTS

Rk	Player	Year(s)	SHO
1.	Ron Musselman	1976,77	6
2.	Billy O'Dell	1952-54	5
	Rusty Gerhardt	1969-72	5
	Lindsay Graham	1970-73	5
	Mike Brown	1978-80	5
6.	Chuck Porter	1974-76	4
	Mike Sullivan	1977-79	4
	Kris Benson	1994-96	4
9.	Dave Van Volkenburg	1969-72	3
	Tommy Qualters	1975-78	3
	Brian Snyder	1977-79	3
	Jeff Gilbert	1981-83	3
	John Pawlowski	1983-85	3
	Alan Botkin	1986-89	3
	Tim Parker	1987,88,90	3
	Daniel Gossett	2012-14	3

WINS

Rk	Player	Year(s)	Wins
1.	Brian Barnes	1986-89	44
2.	Rusty Gerhardt	1969-72	34
3.	Ryan Mottl	1997-00	33
	Steve Reba	1999-02	33
5.	Kris Benson	1994-96	29
6.	Andy Taulbee	1992-94	27
7.	Jason Angel	1990-92	25
	Matthew Crownover	2013-15	25
9.	Harold Stowe	1957-59	24
	Chuck Porter	1974-76	24

WINNING PERCENTAGE

Rk	Player	Year(s)	W-L	Win %
1.	Mike Kimbrell	1988-91	17-1	94.4
2.	Brooks Crawford	2016-18	15-2	88.2
3.	Scott Parrish	1981,83,84	21-3	87.5
4.	Mike Sullivan	1977-79	20-3	87.0
5.	Bill Parmer	1965-67	18-3	85.7
	Jarrod Schmidt	2000-02	18-3	85.7
7.	Chad Phillips	1990-93	17-3	85.0
	Ken Vining	1994-96	17-3	85.0
9.	Scott Miller	1991,92	19-4	82.6
10.	Brian Barnes	1986-89	44-10	81.5

Note: Minimum 15 decisions.

INNINGS PITCHED

Rk	Player	Year(s)	IP
1.	Brian Barnes	1986-89	475.1
2.	Ryan Mottl	1997-00	414.1
3.	Rusty Gerhardt	1969-72	384.1
4.	Kris Benson	1994-96	319.2
5.	Steve Reba	1999-02	319.1
6.	Jimmy Key	1980-82	318.2
7.	Jason Dawsey	1993-95	304.1
8.	Oliver Whitaker	1984-87	299.1
9.	Daniel Gossett	2012-14	282.2
10.	Josh Cribb	2003-06	282.1

ERA

Rk	Player	Year(s)	ERA
1.	Billy O'Dell	1952-54	1.51
2.	Scott Winchester	1993-95	1.70
3.	Steve Cline	1973,74	1.94
4.	Jay Bevis	1969-72	2.13
5.	Matthew Crownover	2013-15	2.30
6.	Harold Stowe	1957-59	2.32
7.	Rusty Gerhardt	1969-72	2.39
8.	Chuck Porter	1974-76	2.43
9.	Bill Parmer	1965-67	2.59
10.	Nelson Gibson	1966-68	2.64

Note: Minimum 100 innings pitched.

STRIKEOUTS

Rk	Player	Year(s)	K
1.	Brian Barnes	1986-89	513
2.	Rusty Gerhardt	1969-72	382
3.	Ryan Mottl	1997-00	360
4.	Kris Benson	1994-96	356
5.	Billy Koch	1994-96	338
6.	Billy O'Dell	1952-54	300
7.	Daniel Gossett	2012-14	285
8.	Harold Stowe	1957-59	279
9.	Jason Dawsey	1993-95	276
10.	Steve Reba	1999-02	263

STRIKEOUTS PER NINE INNINGS PITCHED

Rk	Player	Year(s)	K/9 IP
1.	Billy O'Dell	1952-54	12.29
2.	Matt Campbell	2011-14	11.10
3.	Billy Koch	1994-96	11.00
4.	Ryley Gilliam	2016-18	10.35
5.	Ken Vining	1994-96	10.35
6.	Kris Benson	1994-96	10.02
7.	Kevin Brady	2009-12	9.87
8.	Brian Barnes	1986-89	9.71
9.	D.J. Mitchell	2006-08	9.24
10.	Mike Holtz	1991-94	9.22

Note: Minimum 100 innings pitched.

STRIKEOUT-TO-WALK RATIO

Rk	Player	Year(s)	K/BB
1.	Alex Eubanks	2016,17	4.83
2.	Kris Benson	1994-96	4.51
3.	Charlie Barnes	2015-17	4.07
4.	Casey Harman	2008-10	3.97
5.	Kevin Brady	2009-12	3.89
6.	Jacob Hennessy	2017,18	3.64
7.	Josh Cribb	2003-06	3.62
8.	Billy O'Dell	1952-54	3.61
9.	Stephen Faris	2004-06	3.38
10.	Justin Sarratt	2007-11	3.32

Note: Minimum 100 innings pitched.

HITS PER NINE INNINGS PITCHED

Rk	Player	Year(s)	H/9 IP
1.	Billy O'Dell	1952-54	5.29
2.	Matt Campbell	2011-14	5.47
3.	Rusty Gerhardt	1969-72	5.95
4.	Scott Winchester	1993-95	6.04
5.	Jay Bevis	1969-72	6.22
6.	Steve Cline	1973,74	6.33
7.	Charlie Watson	1965-67	6.58
8.	Ryley Gilliam	2016-18	6.64
9.	Chuck Porter	1974-76	6.80
10.	Bill Parmer	1965-67	6.89

Note: Minimum 100 innings pitched.

WALKS PER NINE INNINGS PITCHED

Rk	Player	Year(s)	BB/9 IP
1.	Phillip Lowery	1986-88	1.71
2.	Alex Eubanks	2016,17	1.73
3.	Justin Sarratt	2007-11	1.91
4.	Stephen Faris	2004-06	2.08
5.	Scott Berney	2000	2.12
6.	Jimmy Roller	1959-61	2.13
7.	Casey Harman	2008-10	2.15
8.	Jacob Hennessy	2017,18	2.21
9.	Charlie Barnes	2015-17	2.21
10.	Kris Benson	1994-96	2.22

Note: Minimum 100 innings pitched.

SAVES

Rk	Player	Year(s)	Saves
1.	Scott Winchester	1993-95	34
2.	Jay Bevis	1969-72	20
3.	Matt Campbell	2011-14	19
4.	Patrick Hogan	2001-04	18
5.	Nick Glaser	2000,01	16
	Daniel Moskos	2005-07	16
	Matt Vaughn	2006-09	16
8.	Ryley Gilliam	2016-18	15
9.	Dave Woessner	1977-79	14
	Paul Harrelson	2000-03	14

BATTERS FACED

Rk	Player	Year(s)	BF
1.	Brian Barnes	1986-89	2052
2.	Ryan Mottl	1997-00	1851
3.	Rusty Gerhardt	1969-72	1473
4.	Steve Reba	1999-02	1395
5.	Oliver Whitaker	1984-87	1371
6.	Jimmy Key	1980-82	1349
7.	Kris Benson	1994-96	1317
8.	Jason Dawsey	1993-95	1281
9.	Bill Steele	1985-87	1228
10.	Alan Botkin	1986-89	1201

INDIVIDUAL CAREER BATTING STATS (ACC ERA)

Player	Year(s)	Avg	G-S	AB	R	H	2B	3B	HR	RBI	SB
Abbott, Gus	1956-58	.278	NA-NA	54	10	15	4	0	2	10	0-NA
Adams, Mark	1970-73	.229	29-NA	35	3	8	0	2	1	5	0-NA
Adeimy, John	1973	.298	37-34	121	16	36	1	2	1	15	3-NA
Adkins, Rusty	1965-67	.379	97-97	396	109	150	22	17	11	66	38-NA
Anderson, Alan	1969	1.000	3-NA	2	2	2	1	0	0	2	0-NA
Anderson, Jack	1969	.258	23-NA	66	14	17	0	1	1	6	4-NA
Anderson, Jim	1990-91	.254	101-75	264	55	67	15	0	9	40	1-4
Andrade Jr., Jorge	2005	.208	19-4	24	4	5	1	0	1	5	0-0
Antonokas, George	1969	.250	2-NA	4	0	1	0	0	0	0	0-NA
Allen, Robbie	1978-80	.267	143-NA	484	100	129	19	6	11	73	19-28
Armstrong, Terry	1971-74	.249	77-NA	185	23	46	7	0	0	23	2-NA
Attanasio, Dominic	2011,12	.275	62-22	120	22	33	3	1	1	17	5-8
Ayers, Stan	1962-64	.293	62-NA	188	32	55	3	1	4	31	4-NA
Ayoub, Pete	1961-63	.318	70-69	261	51	83	17	3	2	53	1-NA
Bach, Woody	1968	.167	20-NA	30	5	5	0	0	0	1	1-NA
Bagwell, Kenny	1970,72	.278	65-NA	237	40	66	14	0	0	22	3-NA
Bagwell, Larry	1957-59	.265	NA-80	324	67	86	13	5	3	52	8-NA
Baker, Jeff	2000-02	.334	196-194	773	191	258	41	4	59	226	26-37
Baker, Jimmy	1970,72,73	.167	23-NA	18	1	3	0	0	0	1	0-NA
Baldwin, Chuck	1984-87	.333	228-NA	935	177	311	62	8	29	184	16-23
Ballentine, Tim	1975	.500	4-NA	4	1	2	1	0	0	0	0-NA
Barbary, Eddie	1965-67	.278	95-91	334	55	93	11	3	4	38	5-NA
Barnes, Brian	1987	.000	20-NA	2	0	0	0	0	0	1	0-0
Barnett, Bill	1954-56	.287	NA-59	230	47	66	9	6	6	35	13-NA
Barrett, Joe	1984	.286	10-NA	14	2	4	0	0	0	2	0-0
Batson, Glenn	2015,16	.177	61-23	96	9	17	7	0	1	16	1-1
Baucum, Steve	1984-87	.331	206-NA	698	131	231	49	12	14	139	17-20
Baum, Jay	2012-14	.253	167-144	510	69	129	24	5	1	48	25-41
Beasley, David	1976	.000	10-NA	4	0	0	0	0	0	0	1-NA
Beasley, Rick	1971	.191	18-NA	47	3	9	0	0	0	3	1-NA
Beer, Seth	2016-18	.321	188-188	647	172	208	41	1	56	177	4-5
Belk, Greg	1972,74-76	.210	70-NA	205	37	43	7	1	5	24	9-NA
Bevis, Jay	1969-72	.280	83-NA	25	10	7	0	0	0	1	0-NA
Biegert, Mark	1984-87	.312	174-NA	372	95	116	21	5	5	71	15-15
Bigwood, Dave	1973	.000	14-NA	4	0	0	0	0	0	0	0-NA
Blackston, Charlie	1954,55	.214	24-NA	56	11	12	2	0	2	8	2-NA
Blakeney, Reid	1959,60	.208	22-NA	24	6	5	1	0	0	4	0-NA
Blanton, Bo	1982	.333	7-NA	9	2	3	0	0	0	4	0-0
Boettcher, Donny	1970	.143	6-NA	7	0	1	0	0	0	0	0-NA
Bohonak, Mike	1963,64	.312	36-31	125	23	39	7	1	2	17	4-NA
Bonekat, Bill	1967-69	.150	20-NA	20	1	3	0	0	0	3	0-NA
Bonnette, Robert	1976-79	.305	211-208	813	173	248	51	9	18	174	28-NA
Borgert, Derek	1996-99	.319	159-79	342	64	109	23	0	7	72	1-2
Boulware, Garrett	2012-14	.295	150-138	508	88	150	30	1	12	82	5-7

Player	Year(s)	Avg	G-S	AB	R	H	2B	3B	HR	RBI	SB
Bowen, Bryce	2018	.000	1-0	1	0	0	0	0	0	0	0-0
Boyd, Patrick	1998-01	.341	191-190	760	196	259	57	6	28	178	49-63
Boyd, Roger	1960	.158	18-NA	19	3	3	1	0	0	3	2-NA
Boyd, Wilson	2007-10	.306	238-215	837	163	256	48	7	21	166	14-26
Bradford, Jeff	1971-73	.161	26-NA	31	2	5	0	0	1	4	0-NA
Bradley, Jimmy	1967,68	.254	31-NA	59	9	15	1	0	0	7	1-NA
Bradley, Kevin	2013	.179	37-7	56	5	10	1	0	1	6	1-2
Bradshaw, Toby	1960	.304	22-22	79	8	24	7	1	0	15	1-NA
Bray, Randy	1968-70	.302	128-115	457	75	138	22	1	5	64	17-NA
Brier, Coe	1981,82	.252	80-64	218	25	55	14	1	7	36	6-6
Brittle, Thomas	2012,13	.282	119-117	444	87	125	14	9	4	62	34-42
Brizek, Seth	1993-95	.260	180-165	654	113	170	31	1	19	99	16-26
Brooks, Jerry	1986-88	.349	177-159	647	150	226	44	5	30	158	8-11
Broome, Nathan	1996-97	.308	91-52	198	39	61	7	2	3	33	7-7
Brown, Carol	1955-57	.181	NA-NA	105	16	19	1	2	0	5	0-NA
Brown, Joe	1954	.250	13-NA	28	4	7	0	0	1	5	2-NA
Brown, Mike	1979,80	.000	36-NA	1	1	0	0	0	0	0	0-0
Browning, Skip	1998	-----	13-11	0	0	0	0	0	0	0	0-0
Bryant, K.J.	2016,17	.241	65-33	112	27	27	3	1	2	10	4-4
Bryant, Russell	1970,71	.200	15-NA	15	1	3	1	0	0	0	0-NA
Bryant, Tim	1959,60	.257	36-NA	74	12	19	1	0	1	10	0-NA
Buffamoyer, Dave	1978,79	.317	85-NA	287	84	91	13	5	12	52	32-40
Bultmann, Kurt	1996-99	.321	249-241	953	233	306	82	4	43	214	13-20
Bunnell, David	2007	.234	29-14	47	7	11	3	0	0	6	0-0
Burg, Alex	2006,07	.202	72-26	129	17	26	6	0	1	17	2-2
Burgess, J.D.	2007,08	.225	93-61	209	34	47	7	1	1	21	2-3
Burnette, Bill	1961,62	.222	13-NA	9	4	2	0	0	1	2	0-NA
Burnette, Zack	1958-60	.240	NA-80	288	42	69	7	2	2	36	4-NA
Burnham, Gary	1994-97	.340	213-213	795	215	270	77	10	29	209	10-22
Byrd, Grayson	2017,18	.266	105-93	331	45	88	8	1	10	46	6-9
Caldwell, Dave	1975-77	.298	127-122	483	103	144	30	12	18	106	10-NA
Calitri, Mike	1998-00	.291	92-45	189	45	55	14	2	8	51	1-2
Campana, Jackson	2013,16	.154	13-2	13	1	2	1	0	0	2	0-0
Cantrell, Jim	1955	.000	5-NA	5	1	0	0	0	0	0	0-NA
Carraway, Doug	1965,66	.308	8-NA	13	2	4	1	0	0	0	0-NA
Carter, Chris	1992,93	.294	44-13	51	14	15	2	0	2	8	2-2
Casanova, Adrian	2005,06	.244	135-131	373	56	91	15	2	9	61	1-2
Casey, Greg	1963,64	.194	22-NA	36	3	7	1	0	0	3	0-NA
Castelli, Bill	1979,80	.282	70-NA	163	26	46	12	3	3	34	6-6
Caughman, Kevin	2010-12	.091	16-0	11	0	1	1	0	0	1	0-0
Chalk, Brad	2005-07	.356	177-167	599	139	213	26	6	0	49	32-40
Chapman, Tommy	1963-65	.275	44-NA	91	11	25	6	1	0	7	0-NA
Charpia, Bo	1999	-----	1-0	0	0	0	0	0	0	0	0-0
Charpia, Rusty	1986,88,89	.288	172-NA	548	122	158	28	6	7	81	25-32

RUSTY ADKINS (LEFT), PICTURED WITH JACK McCALL (RIGHT), HAD A SCHOOL-RECORD 41-GAME HITTING STREAK AND BATTED .379 IN 97 CAREER GAMES.



INDIVIDUAL CAREER BATTING STATS (ACC ERA)

Player	Year(s)	Avg	G-S	AB	R	H	2B	3B	HR	RBI	SB
Chastain, Billy	1988	.171	29-NA	41	7	7	1	0	2	8	0-0
Cleveland, Andrew	2012	.000	2-0	1	0	0	0	0	0	0	0-0
Cline, Steve	1973	.222	10-NA	18	3	4	0	1	0	3	0-NA
Cline, Ty	1959,60	.335	53-45	224	60	75	12	8	1	36	22-NA
Coder, Chad	2001,02	.280	96-65	275	61	77	20	2	6	36	21-24
Cohen, Earl	1966,67	.375	15-NA	8	1	3	1	0	0	2	0-NA
Coker, Butch	1957-59	.261	NA-70	261	29	68	4	5	2	44	1-NA
Coker, Roy	1954	.314	23-23	105	17	33	5	4	0	13	1-NA
Coleman, Jim	1955	.423	11-NA	26	7	11	1	0	1	4	2-NA
Colvin, Tyler	2004-06	.315	186-165	667	136	210	54	7	20	142	39-47
Compton, George	1955,56	.179	NA-NA	28	2	5	0	0	0	0	0-NA
Cooper, Matt	2018	.286	7-2	7	0	2	0	0	0	0	0-1
Corbin, Ted	1992	.372	55-55	199	51	74	14	2	0	20	10-13
Cordileone, Lou	1959	.250	16-NA	48	10	12	1	0	2	10	3-NA
Cositore, Vince	1972	.000	1-NA	1	0	0	0	0	0	0	0-NA
Costigan, Joe	2011-14	.250	86-19	112	17	28	9	1	0	18	0-0
Couture, Mike	1987-90	.299	202-NA	616	159	184	36	7	32	151	85-107
Cowart, Lawton	1964-66	.287	75-NA	254	56	73	7	2	12	50	4-NA
Cox, Andrew	2014-17	.246	186-144	552	69	136	20	1	8	62	14-22
Cox, Jay	2011	.182	8-0	11	0	2	1	0	0	2	0-0
Crews, Jerry	1956	.750	NA-NA	4	0	3	0	0	0	2	0-NA
Crocker, Barry	1954	.306	24-21	98	18	30	4	2	2	16	3-NA
Cromwell, Patrick	2017,18	.219	91-74	270	42	59	6	0	9	31	2-4
Crosland, Ben	1954,55	.211	11-NA	19	5	4	2	0	0	4	0-NA
Crowley, Jim	1988-91	.328	247-NA	826	199	271	57	1	43	197	23-31
Currier, Steve	1985	-----	18-NA	0	0	0	0	0	0	0	0-1
Curtis, John	1968	.258	14-NA	31	5	8	0	1	1	5	1-NA
D'Alessio, Andy	2004-07	.309	253-239	853	169	264	51	3	59	217	11-17
Daniels, Fred	1990-92	.249	93-NA	189	41	47	10	2	0	30	7-11
Dantzler, Ellis	1964-66	.341	62-NA	220	40	75	11	6	5	44	8-NA
Davidson, Logan	2017,18	.289	126-126	491	116	142	27	0	27	87	20-26
Davidson, Mark	1982	.336	59-58	223	58	75	16	2	8	50	18-18
Davis, Billy	1983	.241	33-23	83	12	20	5	1	0	11	4-7
Dawsey, Jason	1993-95	.259	143-71	139	33	36	5	1	1	14	3-3
DeBerry, Fred	1957-59	.287	NA-70	254	53	73	11	2	1	44	7-NA
DeBerry, Joe	1989-91	.336	188-170	655	152	220	35	6	35	159	15-21
DeMaino, L.J.	2002	.291	49-30	127	32	37	3	5	0	15	12-14
Demarest, John	1968-70	.273	38-NA	44	6	12	4	1	0	6	0-NA
Demmink, Herman	2003-06	.311	232-207	821	168	255	46	7	13	116	30-44
DeMoura, Eric	1994-97	.295	185-132	550	110	162	20	1	4	82	16-21
Dempsey, Bob	1959	.261	18-NA	46	10	12	2	1	1	10	1-NA
Diehl, Keith	1986	.333	13-NA	21	3	7	1	0	0	1	0-0
Dillon, Scott	1985,86	.306	124-123	447	85	137	24	3	8	78	25-31
Dinneen, John	1966,67	.150	20-NA	20	8	3	0	1	0	1	1-NA
Dixon, Eddie	1969,70	.284	60-NA	169	32	48	9	8	2	29	2-NA
Donathan, Drew	2018	.263	11-5	19	0	5	0	0	0	2	0-0
Douglass, Jesse	1999	.000	7-0	7	0	0	0	0	0	0	0-0
Drake, Johnny	1956	.217	NA-NA	23	4	5	1	1	2	8	0-NA
DuBose, Scott	1979	.240	14-NA	25	4	6	1	0	1	4	2-2
Duffie, Will	1994-96	.283	177-131	491	92	139	28	4	10	92	3-5
Duggar, Steven	2013-15	.299	184-184	715	140	214	33	6	8	109	50-65
Dukes, Mike	1958	.000	NA-NA	1	0	0	0	0	0	0	0-NA
Dunkley, Gene	1966	.185	14-NA	27	6	5	1	0	1	8	1-NA
Dunster, Mike	2011-14	.244	73-7	86	13	21	3	1	1	11	1-1
Easterling, Jess	2003	.300	10-1	10	3	3	0	0	0	0	1-1
Eckler, Tony	1973-75	.266	86-80	289	33	77	14	1	8	43	4-NA
Edgeworth, Teak	1958	.000	NA-NA	3	0	0	0	0	0	0	0-NA
Ellis, Brian	1997-00	.297	190-162	583	152	173	41	3	7	117	19-25
Ellisor, Dave	1961-63	.290	57-NA	221	50	64	7	5	2	28	19-NA
Embler, Jason	1994-97	.302	215-180	724	150	219	44	3	30	144	5-11
Epps, Chris	2008-11	.260	213-160	596	140	155	22	5	18	97	41-54
Eskew, Jerry	1968	.239	23-18	67	7	16	3	0	2	9	0-NA
Eubanks, Alex	2016	-----	1-1	0	0	0	0	0	0	0	0-0
Eubanks, Charlie	1959	.000	2-NA	1	0	1	0	0	0	0	0-NA
Evans, Garrick	2002-04	.302	121-69	291	60	88	26	2	4	41	15-22
Everett, Brady	2003,04	.270	56-34	122	12	33	7	0	2	19	1-2
Eydenberg, Mike	1993,94	.291	100-77	296	45	86	25	4	2	55	5-8
Fahrney, Gary	1975,76	.273	47-NA	139	33	38	6	2	4	26	3-NA
Fairey, Burke	1985-88	.291	121-NA	244	56	71	20	5	4	38	8-13
Faw, Brian	1989	-----	20-NA	0	0	0	0	0	0	0	0-0
Felder, Brad	2012	.263	54-45	175	32	46	8	0	7	26	11-12
Ferguson, Jesse	2005	.154	44-5	52	6	8	1	0	0	5	1-1
Fish, Barry	1963	.200	19-NA	50	9	10	1	0	0	8	1-NA
Fisher, Jeff	1985	.000	15-NA	1	0	0	0	0	0	0	0-0
Fitzsimmons, Pat	1972-75	.261	116-NA	376	48	98	10	2	1	57	10-NA
Fletcher, Jake	2011	.000	4-0	3	0	0	0	0	0	0	0-0
Foley, Bill	1975-77	.302	118-NA	444	79	134	23	3	25	103	1-NA
Foster, Chuck	1990,91	.297	70-NA	143	37	39	7	0	2	14	4-5
Frank, Kyle	1999,01-03	.297	230-206	818	152	243	48	1	14	138	13-23
Frantz, Tim	1994,95	.154	29-0	26	4	4	0	0	0	2	0-0
Freeman, Mike	2008-10	.330	189-187	766	174	253	48	6	13	120	25-35
Freeman, Todd	1978	.217	20-NA	46	10	10	3	2	1	9	0-0
Frick, Talmadge	1962	.500	7-NA	2	2	1	0	0	0	0	0-NA
Fulton, Jay	1981-84	.181	146-NA	287	62	52	8	1	9	43	25-29
Gaddis, C.J.	2004	.000	22-3	16	6	0	0	0	0	2	3-4
Gaines, Roger	1954,55	.268	39-NA	149	10	40	8	0	0	23	4-NA
Gallagher, Glenn	1980,81	.298	107-104	386	67	115	16	1	15	65	10-13
Galloway, Paul	1993-96	.301	194-152	572	120	172	45	6	16	100	17-22

Player	Year(s)	Avg	G-S	AB	R	H	2B	3B	HR	RBI	SB
Gambrell, Sam	1957	.111	NA-NA	9	2	1	0	0	0	0	0-NA
Gardner, Jack	1958	1.000	NA-NA	1	0	1	0	0	0	1	0-NA
Garrison, Dave	1956	.277	NA-19	65	13	18	0	0	2	5	1-NA
Gerhardt, Rusty	1969-72	.265	70-NA	147	14	39	4	2	3	23	2-NA
Gibson, Maleeque	2013,15,16	.207	69-29	135	28	28	3	0	0	16	9-12
Gibson, Nelson	1966-68	.318	45-NA	66	13	21	1	0	0	12	2-NA
Gilbert, Jeff	1981-83	.000	43-NA	1	0	0	0	0	0	0	0-0
Giles, Bob	1956	.429	NA-NA	7	1	3	0	0	0	0	0-NA
Graham, Lindsay	1970-73	.110	48-NA	73	6	8	1	0	0	3	0-NA
Green, Steve	1985,86	.248	57-NA	153	30	38	7	0	5	17	4-6
Green, Zane	2001-04	.273	197-95	414	92	113	24	2	6	57	11-15
Greene, Jordan	2016-18	.253	145-118	415	79	105	19	0	6	46	16-20
Greene, Khalil	1999-02	.377	272-271	1069	265	403	95	7	52	276	55-67
Grove, Trent	1980	.222	16-NA	27	4	6	1	0	0	4	0-0
Guin, Greg	1979-91	.309	154-149	547	106	169	42	2	14	120	15-20
Hackle, Trent	1991-93	.261	66-30	157	21	41	5	1	0	20	3-5
Hall, Ben	2005,06	.266	78-11	109	15	29	7	1	3	18	1-4
Hall, Sam	2018	.239	25-21	71	18	17	4	0	2	7	8-10
Hamilton, Lin	1971-74	.294	131-124	435	75	128	19	6	10	72	7-NA
Hampton, Mike	1993,94	.341	121-106	417	113	142	34	6	14	92	42-52
Harbeson, Gene	1961-63	.254	64-NA	213	35	54	9	0	9	28	4-NA
Harbin, Taylor	2005-07	.320	194-193	781	160	250	67	7	30	172	31-39
Harris, Jason	1998,99	.347	128-128	475	132	165	37	2	19	125	31-38
Harrison, Robert	1955	.381	9-NA	21	2	8	1	0	0	1	0-NA
Harvey, Kris	2003-05	.335	151-129	487	107	163	28	0	35	122	5-10
Hawkins, Heyward	1962	.000	1-NA	1	0	0	0	0	0	0	0-NA
Hawkins, Justin	2018	.200	21-15	40	7	8	3	0	2	8	0-0
Hawkins, Ty	1987	.333	15-NA	21	2	7	2	0	0	3	0-0
Haynes, Richard	1971-74	.275	142-133	502	88	138	23	4	13	75	6-NA
Heffernan, Bert	1985-88	.337	259-253	993	285	335	63	14	27	195	54-71
Helms, Garry	1965,67	.343	41-NA	143	22	49	6	3	2	26	2-NA
Hendley, Bailey	1958-60	.333	NA-62	279	71	93	15	4	5	42	9-NA
Hendricks, Pete	1970-72	.248	47-NA	165	20	41	2	2	0	16	3-NA
Henrie, Matt	2001	.000	18-10	1	0	0	0	0	0	0	0-0
Hester, Ricky	1982,83	.314	95-77	303	61	95	14	8	5	49	20-25
Hinson, John	2008,10,11	.329	166-142	583	132	192	21	5	27	127	53-65
Hoffman, Doug	1957-59	.247	NA-80	279	65	69	8	8	8	47	17-NA
Hogan, Doug	2005-08	.295	168-124	509	83	150	33	6	25	104	19-32
Hogan, Patrick	2001	.000	16-1	1	0	0	0	0	0	0	0-0
Holland, Eddie	1968-70	.242	103-NA	293	51	71	12	3	6	40	3-NA
Holloway, Tito	1998	.500	8-0	4	0	2	0	0	0	0	0-0
Holstad, Brian	1997-00	.264	197-136	478	113	126	16	3	3	64	31-40
Hoover, Alan	1976-78	.256	94-NA	293	49	75	24	1	6	41	3-NA
Horne, Todd	1982	.304	16-NA	23	5	7	0	0	0	6	0-0
Hourigan, Jeff	2002,03	.270	107-79	307	36	83	14	0	8	47	1-1
Howard, Mo	1971	.000	1-NA	1	0	0	0	0	0	0	0-NA
Hub, Ryan	2000,02,04	.230	128-59	230	44	53	8	2	6	35	5-9
Hubbard, Bob	1957	.157	NA-16	51	7	8	0	0	0	2	0-NA
Hudgins, Tom	1968-70	.083	34-NA	36	3	3	0	0	0	3	0-NA
Huggins, Elmer	1960	.038	15-NA	26	1	1	0	0	0	1	0-NA
Huggins, Mark	1982,84	.163	24-NA	43	5	7	2	0	0	6	3-3
Hughes, Jerald	1972	.143	18-NA	7	4	1	1	0	0	2	1-NA
Humphrey, Andre	1994	.164	32-20	67	13	11	2	1	0	2	1-3
Humphries, Leonard	1954-56	.185	NA-NA	54	6	10	0	0	1	5	0-NA
Hyde, Justin	1998	.348	27-9	46	7	16	7	1	2	12	1-1
Ing, Charlie	1972-74	.277	85-NA	296	46	82	17	5	3	28	13-NA
Ingram, John	2004-06	.234	75-28	128	18	30	6	0	4	21	2-3
Jackson, Steven	2004	.000	22-3	1	0	0	0	0	0	0	0-0
Jackson, Tony	1963-65	.283	57-NA	145	27	41	12	3	1	13	1-NA
Jackson, Weston	2017	.248	50-32	133	26	33	4	2	8	31	2-3
James, Bill	1966-68	.189	34-NA	37	6	7	0	0	1	6	0-NA
Jasensky, Joe	1981	.156	19-NA	45	6	7	1	1	0	3	2-2
Jay, John	1984-87	.307	147-NA	345	66	106	21	0	21	77	1-5
Johnson, Addison	2007,09,11	.253	185-117	471	79	119	16	7	5	52	27-33
Johnson, Johnny	1968,70	.185	48-NA	130	19	24	5	0	4	17	2-NA
Johnson, Laval	1967-69	.157	84-NA	89	40	14	6	2	0	13	6-NA
Johnson, Michael	2000-03	.344	235-219	800	201	275	52	4	58	213	25-31
Jolly, Robert	2015-18	.257	166-100	405	66	104	21	0	2	52	6-6
Jones, Johnny	1962,63	.379	50-47	182	50	69	7	4	11	49	5-NA
Jordan, Whitey	1956	.000	NA-NA	11	2	0	0	0	0	0	0-NA
Kaltenbach, Leo	1955	.200	7-NA	15	3	3	2	1	0	3	0-NA
Kane, Jeff	1998,99	.299	28-0	26	5	7	1	0	1	4	0-0
Kelley, Steve	1971	.500	5-NA	2	3	1	0	0	1	2	0-NA
Kennedy, Shane	2013,14	.279	103-99	351	64	98	11	5	6	48	26-34
Keppen, Jeff	1994	.000	17-2	1	0	0	0	0	0	0	0-0
Key, Jimmy	1980-82	.325	153-117	465	113	151	32	2	10	86	11-16
Khoury, Pete	1976,77	.203	66-NA	212	25	43	7	1	1	22	5-NA
Kieboom, Spencer	2010-12	.265	141-120	431	57	114	22	0	4	74	0-0
Kingsmore, Doug	1954	.371	24-24	89	25	33	3	0	10	27	8-NA
Klosterman, Ryan	2001	.071	17-0	14	2	1	1	0	0	2	0-0
Kowitz, Brian	1988-90	.319	194-178	699	178	223	53	11	9	124	76-90
Kreiger, Ray	1982	.370	18-NA	27	11	10	1	1	0	5	1-1
Krieger, Tyler	2013-15	.312	180-180	673	122	210	42	2	3	100	42-57
Kuester, Steve	1968-70	.213	83-NA	235	33	50	7	2	7	32	2
LaBella, Barney	1973-75	.200	24-NA	40	3	8	2	1	0	5	0-NA
Lahey, Ed	1958	.154	NA-NA	26	6	4	1	0	0	3	0-NA
Lam, Elmo	1961-63	.296	74-72	301	73	89	17	3	8	52	11-NA
Lamb, Will	2009-11	.316	138-112	456	96	144	20	6	7	81	31-36

INDIVIDUAL CAREER BATTING STATS (ACC ERA)

Player	Year(s)	Avg	G-S	AB	R	H	2B	3B	HR	RBI	SB
Landers, Bill	1955	.190	9-NA	21	6	4	0	0	1	2	0-NA
Lawmore, Wayne	1973	.000	4-NA	2	0	0	0	0	0	0	0-NA
LeCroy, Bradley	1997-00	.266	173-97	395	83	105	23	1	4	67	16-21
LeCroy, Matthew	1995-97	.336	199-199	736	178	247	48	1	53	208	8-15
Ledford, Randy	1972	.125	4-NA	8	0	1	0	0	0	0	0-NA
Lee, Alex	2007,08	.265	85-32	132	22	35	4	2	0	14	3-6
Lee, Larry	1973	.000	8-NA	11	0	0	0	0	0	1	0-NA
Leggett, Tanner	2005,06	.231	30-1	26	4	6	0	0	1	3	0-0
Lemaster, Dave	1980-83	.261	181-NA	560	91	146	26	8	16	75	33-36
Livingston, Doug	1995,96	.298	126-124	483	129	144	30	2	12	77	36-41
Lockhart, Mike	1989,91,92	.296	144-NA	406	80	120	27	4	6	93	11-12
Lodgek, Ed	1966,67	.100	11-NA	10	1	1	0	0	0	0	0-NA
Lomax, Nicky	1961-63	.287	70-60	230	58	66	7	2	12	47	1-NA
Lowder, Clayton	1958-60	.212	NA-NA	52	7	11	2	0	0	6	0-NA
Lowell, Bob	1964,65,67	.214	19-NA	14	0	3	0	0	0	1	0-NA
Lowery, Phillip	1986	.000	21-NA	0	0	0	0	0	0	0	0-0
Lynn, Dave	1958,60,61	.350	NA-NA	163	42	57	7	2	15	54	2-NA
Lyon, Tommy	1962,63	.364	28-NA	55	4	20	1	1	0	4	0-NA
Macrina, Eric	1988-91	.308	201-NA	647	148	199	40	6	51	192	8-12
Mahoney, Collin	2002-04	.238	97-47	185	31	44	12	0	6	34	0-1
Mahoney, Mike	1973-75,81	.296	109-NA	365	79	108	24	5	4	48	18-NA
Majkowski, Bo	2018	.000	2-0	1	0	0	0	0	0	0	0-0
Mallon, Tom	1984	-----	16-NA	0	1	0	0	0	0	0	0-0
Marisca, Charlie	1969	.100	4-NA	10	2	1	1	0	0	2	1-NA
Markley, Jim	1960	.000	1-NA	1	0	0	0	0	0	0	0-NA
Marsella, Ben	1963,64	.264	45-NA	140	30	37	5	3	6	32	4-NA
Marsh, Bill	1957	.111	NA-NA	18	3	2	0	0	0	1	0-NA
Martin, Lynn	1983	-----	24-NA	0	0	0	0	0	0	0	0-0
Masone, Tony	1977-79	.330	112-NA	415	83	137	29	7	22	114	19-NA
Mazey, Randy	1985-88	.331	216-NA	650	170	215	40	6	20	121	65-76
McCall, Jack	1964-66	.317	84-84	322	83	102	20	3	17	70	14-NA
McCall, Mike	1967	.237	36-36	139	28	33	8	1	1	11	5-NA
McCann, Brad	2003,04	.363	123-123	504	108	183	41	1	25	132	8-14
McClellan, Dexter	1993,94	.259	98-80	282	54	73	7	5	0	38	16-22
McCollom, Jim	1982-85	.343	226-221	830	203	285	56	12	52	218	20-26
McCray, Ontrell	1996,97	.227	90-50	181	34	41	7	0	2	21	10-11
McDaniel, Mark	1975,76	.208	44-NA	72	17	15	1	1	0	5	7-NA
McDaniel, Tommy	1969	.375	11-NA	16	4	6	1	0	1	2	0-NA
McDonald, Leon	1957,58	.300	NA-NA	20	2	6	3	0	0	3	0-NA
McGibbon, Jon	2011-14	.261	209-148	570	83	149	22	1	9	102	8-10
McMillon, Billy	1991-93	.381	154-143	527	173	201	55	8	19	105	29-45
Meekins, Larry	1975	.000	14-NA	1	0	0	0	0	0	0	0-NA
Melzer, Scott	1991-93	.246	46-2	65	17	16	1	1	0	9	3-3
Meredith, Doc	1975	.258	14-NA	31	4	8	3	0	0	5	0-NA
Meredith, Kier	2018	.195	13-12	41	8	8	1	1	1	5	4-5
Millchin, Mike	1987-89	.319	187-181	680	149	217	51	7	25	169	8-13
Miller, Brad	2009-11	.339	191-189	685	173	232	36	8	16	135	46-58
Miller, David	1993-95	.335	183-157	644	143	216	30	15	10	149	51-64
Miller, Jeff	1990-93	.275	218-NA	738	149	203	49	15	19	139	16-27
Miller, Seth	2001,02	.317	62-30	120	23	38	6	0	0	9	3-4
Mitchell, D.J.	2006-08	.241	100-52	220	40	53	8	0	2	24	17-23
Monahan, Shane	1993-95	.394	207-207	856	235	337	60	21	32	169	61-80
Monin, Andy	1991-94	.299	170-111	445	74	133	26	2	8	92	3-6
Montjot, Dave	1969	.500	3-NA	2	0	1	0	0	0	0	0-NA
Moore, Ronnie	1964,65	.212	42-36	132	31	28	3	0	5	21	0-NA
Mork, Hoby	1993,94	.226	59-43	133	28	30	6	0	1	14	0-3
Morris, Bobby	1954	.238	22-21	80	17	19	2	2	3	8	1-NA
Morris, Jeff	1990-93	.313	196-NA	524	120	164	19	7	2	72	15-24
Morris, Tim	2007	.059	13-2	17	2	1	0	0	0	0	0-0
Morris, Wyman	1954	.205	24-24	88	17	18	2	1	7	20	10-NA
Mounce, Richard	2009	.238	26-7	42	1	10	4	0	1	8	0-0
Munroe, Buddy	2007	.167	5-1	6	0	1	0	0	0	0	0-0
Murray, Ken	1971	1.000	2-NA	1	0	1	0	0	0	0	0-NA
Myers, Doby	1956	.277	NA-17	47	8	13	1	0	0	2	0-NA
Myers, Pete	1965-67	.240	54-NA	100	9	24	3	0	1	28	0-NA
Nester, John	2008-10	.274	139-94	350	51	96	20	0	10	62	4-6
Nilsson, Steve	1976-78	.270	142-137	507	131	137	17	7	6	63	46-NA
Nixon, Buddy	1962,64	.315	51-51	184	43	58	12	6	9	50	0-NA
Norris, Bobby	1958,59	.135	NA-NA	37	8	5	0	0	0	4	0-NA
Northrup, Kevin	1989-92	.338	219-NA	742	186	251	55	11	22	150	83-94
Nystrom, Peter	1998	.309	48-45	152	47	11	2	6	42	2-2	
Oakley, Frank	1962,63	.150	15-NA	20	5	3	1	0	0	8	0-NA
O'Dell, Billy	1954	.214	14-NA	28	3	6	2	1	0	3	1-NA
Odle, Dennis	1971	.000	5-NA	3	0	0	0	0	0	0	0-NA
Ogburn, Mac	1962	.105	10-NA	19	1	2	1	0	0	1	0-NA
Okey, Chris	2014-16	.301	186-186	700	138	211	41	4	31	172	10-15
Olson, Dave	1961,62	.222	21-NA	27	3	6	0	0	0	2	0-NA
O'Quinn, Jim	1955,56	.289	NA-34	114	15	33	5	1	5	25	0-NA
Owens, Jimmy	1964	.333	8-NA	6	2	2	0	0	0	1	2-NA
Owens, Randy	1973	.000	11-NA	10	0	0	0	0	0	0	0-NA
Pack, Tommy	1964,66	.318	55-48	195	35	62	11	2	5	41	6-NA
Padgett, Matt	1996-98	.318	167-142	569	123	181	30	3	28	137	7-13
Parker, Kyle	2008-10	.302	187-182	689	177	208	34	1	46	166	12-15
Parker, Tim	1988	-----	15-NA	0	1	0	0	0	0	0	0-0
Parmer, Bill	1965-67	.286	45-NA	91	16	26	7	1	1	14	0-NA
Parsons, Jeff	1997	-----	22-4	0	0	0	0	0	0	0	0-0
Pasqualini, Charlie	1959-61	.273	21-NA	11	3	3	0	0	1	3	0-NA
Patrick, Mike	1978	.250	13-NA	8	1	2	0	0	0	1	0-0

Player	Year(s)	Avg	G-S	AB	R	H	2B	3B	HR	RBI	SB
Patterson, Choppy	1960	.255	14-13	47	2	12	2	1	0	0	1-NA
Patterson, Gary	1960	.250	1-NA	4	1	1	0	0	0	0	0-NA
Paulling, Bob	1981,83,84	.339	147-137	561	94	190	27	3	18	139	4-6
Paulsen, Ben	2007-09	.318	182-170	663	129	211	45	5	31	130	4-5
Pavlack, Harry	1960,61	.270	27-NA	89	26	24	3	2	1	15	4-NA
Pawlowski, John	1983	----	16-NA	0	0	0	0	0	0	0	0-0
Peltz, Pete	1977,78	.333	103-100	339	82	113	24	5	11	78	32-NA
Penale, Joe	1970	----	1-NA	0	0	0	0	0	0	0	0-NA
Phillips, Chad	1990-93	.311	168-82	302	51	94	19	3	4	48	10-12
Pierce, Gene	2001,03,05	.333	59-1	24	5	8	1	0	2	5	0-0
Pinder, Chase	2015-17	.289	171-170	648	144	187	32	3	21	104	22-30
Poe, Sam	1959,60	.346	32-NA	52	6	18	3	0	2	11	0-NA
Pohl, Phil	2009-12	.286	198-157	616	94	176	44	1	15	113	7-13
Polk, Riley	1983,84	.275	29-NA	40	7	11	1	0	0	7	1-2
Powers, Scott	1981,83,84	.269	153-145	528	105	142	16	9	17	80	13-19
Pritchard, Daniel	2003-05	.138	53-0	29	9	4	0	0	0	3	1-2
Prophet, Bill	1970-73	.253	114-NA	376	55	95	11	7	3	39	6-NA
Proto, Mike	2001	----	4-0	0	0	0	0	0	0	0	0-0
Pulaski, Mike	1973,74	.279	76-71	287	45	80	16	4	2	34	3-NA
Pumphrey, Ed	1963,64	.200	11-NA	15	2	3	0	0	0	2	0-NA
Pyzik, Steve	2000-03	.249	168-112	389	60	97	20	1	1	57	3-6
Quintrell, Randy	1977	.000	13-NA	1	0	0	0	0	0	0	0-NA
Reader, D.J.	2013	.000	7-0	3	1	0	0	0	0	0	0-0
Reames, Joe Don	1999	.200	17-3	15	2	3	0	0	0	0	0-1
Redding, Grant	2000	.200	15-0	5	1	1	1	0	0	0	0-0
Reed, Matt	2013	.500	6-2	4	0	2	1	0	0	2	0-0
Reese, Gerald	1960	.273	20-NA	44	11	12	2	1	2	7	1-NA
Renwick, Adam	2015-18	.139	76-27	101	21	14	2	0	0	8	2-4
Rescorla, Skip	1968	.286	6-NA	14	2	4	0	0	0	2	0-NA
Rhodes, Rusty	1995,96	.310	77-39	155	28	48	4	1	0	25	5-6
Ricketts, Art	1961	.246	22-14	65	20	16	1	0	0	6	2-NA
Riddell, Jimmy	1971	.000	1-NA	1	0	0	0	0	0	0	0-NA
Rigsby, Tim	1988-90	.301	125-NA	405	87	122	22	10	12	90	32-40
Riley, Ryan	2000,01	.294	117-110	408	95	120	17	9	7	68	22-31
Roach, Doug	1971	.214	5-NA	14	0	3	2	0	0	1	0-NA
Roberson, Craig	1980-83	.305	193-NA	637	122	194	43	0	24	142	16-23
Robinson, Jerome	1995,96	.288	124-116	420	68	121	17	6	8	70	4-13
Rohrman, Reed	2015-17	.329	187-179	711	127	234	59	1	11	135	5-13
Roller, Jimmy	1959-61	.322	39-NA	59	10	19	0	1	1	10	0-NA
Roper, Doug	1996-99	.246	124-84	280	60	69	7	3	2	44	21-25
Rowland, Joey	1986,87	.259	31-NA	27	5	7	2	0	1	5	0-0
Russ, Frank	1979-83	.293	205-NA	757	163	222	51	2	14	123	59-74
Russell, Don	1968-70	.270	133-125	415	102	112	13	18	14	75	19-NA
Ryan, Lanny	1960-62	.325	33-NA	83	16	27	5	1	5	15	1-NA
Sampson, Pete	1974	----	1-NA	0	0	0	0	0	0	0	0-NA
Sanders, Matt	2008,09	.296	95-64	250	34	74	14	0	5	38	2-2
Sanders, Smiley	1971-74	.262	114-NA	416	88	109	20	2	21	80	3-NA
Santangelo, Lou	2004	.300	64-64	253	50	76	15	2	18	62	7-8
Santivasci, Jerome	1988	.000	23-NA	2	0	0	0	0	0	0	0-0
Sargent, Dick	1963,64	.367	22-NA	30	12	11	2	1	0	5	0-NA
Sasser, David	1974	.200	3-NA	5	0	1	0	0	0	1	1-NA
Satterfield, Shawn	1992,93	.289	105-79	308	57	89	17	9	5	57	15-20
Savas, Paul	1982,83	.108	23-NA	37	0	4	3	0	0	6	0-0
Schaus, Jeff	2008-11	.320	258-256	973	213	311	61	6	31	211	32-49
Schmidt, Jarrod	2000-02	.284	181-159	617	109	175	32	3	32	131	12-13
Schroeder, Bill	1977-79	.300	131-121	454	98	136	23	3	22	93	29-NA
Schroeder, Bryan	1994-97	.241	96-12	83	24	20	2	3	2	8	1-5
Seel, George	1956	.269	NA-NA	26	5	7	0	0	1	4	0-NA
Seibert, Kurt	1974-76	.328	115-114	408	113	134	16	6	2	39	38-NA
Severs, Johnny	1969-71	.276	129-101	373	93	103	10	14	2	44	36-NA
Sexton, Jay	1980,81	.252	68-NA	107	27	27	6	1	0	8	19-21
Shaffer, Richie	2010-12	.325	174-170	612	156	199	47	4	30	137	18-21
Sharman, Howard	1964,67	.191	43-NA	89	15	17	4	1	3	17	0-NA
Shaver, Tommy	1963	.294	21-NA	34	8	10	0	1	0	1	2-NA
Sheaffer, Danny	1980	.213	31-NA	80	9	17	2	2	0	4	2-3
Shealy, Don	1955-57	.292	NA-NA	154	29	45	8	2	3	30	3-NA
Shealy, Lonnie	1954,55	.358	27-NA	81	16	29	4	0	2	10	1-NA
Sheriff, Glenn	1956	.333	NA-NA	42	4	14	0	0	2	6	0-NA
Shumake, Brooks	1982-84	.284	155-140	585	154	166	29	4	22	88	71-84
Siepe, Jeff	1970,71	.200	33-NA	50	5	10	0	1	0	5	4-NA
Simons, Neil	1977-80	.335	215-213	805	195	270	41	14	23	164	44-NA
Singleton, Justin	1998-00	.292	152-98	383	85	112	22	4	6	82	20-26
Sipp, Tony	2004	.280	62-51	211	48	59	13	4	1	23	20-24
Slaton, Tyler	2012-15	.252	228-183	679	129	171	25	9	4	68	32-41
Slevin, David	2002,03	.306	115-104	395	74	121	18	2	5	52	7-14
Smith, Brodie	1994	.216	22-7	37	3	8	2	0	0	3	0-1
Smith, Bryan	1981,82	.259	81-NA	255	56	66	14	3	4	48	3-4
Smith, Buster	1967-69	.244	82-NA	287	36	70	9	0	6	44	4-NA
Smith, Dale	1963-65	.225	30-NA	40	5	9	0	0	0	5	0-NA
Smith, Jameson	2006	.125	15-2	16	0	2	0	0	0	0	0-0
Smith, Joe	1955	.308	14-13	52	8	16	2	0	1	6	0-NA
Smith, Jon	2000-02	.267	31-2	30	7	8	3	0	1	6	0-0
Smith, Marquez	2006,07	.315	130-127	473	107	149	33	3	23	104	11-15
Smith, Tad	1990,91	.250	37-NA	60	12	15	1	1	1	6	0-0
Smith, Tommy	1985	.253	31-NA	87	12	22	5	1	2	12	1-1
Sokohl, Jack	1969	.000	3-NA	2	0	0	0	0	0	0	0-NA
Spears, Derek	1982,84,85	.279	100-NA	165	48	46	4	0	0	11	30-36
Spiers, Bill	1985-87	.325	173-167	681	169	221	34	17	17	119	60-68

INDIVIDUAL CAREER BATTING STATS (ACC ERA)



IN THREE SEASONS,
CHRIS WILLIAMS
TOTALED 40 HOME
RUNS AND 161 RBIs.

Player	Year(s)	Avg	G-S	AB	R	H	2B	3B	HR	RBI	SB
Spiers, Bud	1956-58	.254	NA-67	256	44	65	7	3	7	44	4-NA
Spiers, Carson	2017	-----	1-0	0	0	0	0	0	0	0	0-0
Spiers, Michael	1988-91	.301	184-NA	522	128	157	31	1	16	110	32-38
Springs, Ashley	1996	.200	8-0	5	0	1	0	0	0	1	0-0
Sprouse, Dave	1959-61	.238	26-NA	21	3	5	1	0	0	2	0-NA
Squires, Bob	1984	.145	24-NA	62	7	9	1	0	1	12	0-0
Stanley, Henri	1997-00	.293	231-170	666	191	195	39	8	17	122	57-64
Stanley, John	1969	.214	8-NA	14	4	3	0	1	0	4	0-NA
Steele, Bill	1987	.346	53-NA	104	22	36	8	0	4	30	4-5
Stefan, Todd	1988-91	.288	211-NA	624	140	180	33	9	5	95	45-54
Stidham, Ryan	1991	.222	13-1	18	7	4	0	0	1	1	0-0
Stolz, Jason	2009-12	.278	218-190	654	105	182	31	0	10	88	24-34
Stombaugh, Skip	1971,73	.000	7-NA	8	2	0	0	0	0	1	0-NA
Stone, Casey	1998-01	.337	225-170	736	168	248	35	6	3	131	59-71
Storrier, Travis	2004-06	.329	171-170	624	124	205	38	5	22	121	7-10
Stowe, Harold	1957-59	.212	NA-NA	99	8	21	4	1	0	4	0-NA
Strickland, David	1981	.219	11-NA	32	5	7	0	1	0	3	1-1
Stryhan, Paul	1998	.355	22-7	31	6	11	5	0	0	11	0-0
Suggs, Dick	1959	.205	29-23	78	17	16	3	2	1	7	5-NA
Surber, Jon	2011	.250	4-0	4	1	1	0	0	0	0	0-0
Sutton, George	1964-66	.279	84-81	305	64	85	8	5	20	73	1-NA
Swanner, Jamie	1983	.289	45-38	135	15	39	6	0	0	21	0-3
Swetenburg, Dick	1954-56	.222	NA-56	167	39	37	3	3	4	22	5-NA
Taulbee, Andy	1993	.000	31-9	3	0	0	0	0	0	0	0-0
Taylor, Joe	1992,93	.294	117-112	394	79	116	16	4	2	55	22-26
Templeton, Joey	1961,62	.359	38-33	117	35	42	10	2	5	28	1-NA
Threadgill, Jim	1955	.000	4-NA	3	0	0	0	0	0	0	0-NA
Teodosio, Bryce	2018	.165	37-24	79	12	13	4	0	4	9	1-3
Terrill, Brett	1974,75	.239	59-NA	201	45	48	12	1	4	39	8-NA
Teufel, Tim	1979,80	.367	101-98	365	102	134	30	4	24	116	26-29
Theiling, Ron	1976	.000	8-NA	13	0	0	0	0	0	0	0-NA
Thompson, Tommy	1985,86	.296	107-95	389	59	115	22	5	5	78	8-16
Threadgill, Henry	1986-89	.314	217-NA	722	153	227	38	12	8	136	85-102
Toth, Bill	1955,56	.167	NA-NA	12	0	2	0	0	0	0	0-NA
Trado, Bill	1956	.111	NA-NA	9	1	1	0	0	0	0	0-NA
Triller, Mike	2013-16	.258	87-20	124	21	32	8	0	5	22	4-5
Tripp, David	1988,89	.217	60-NA	46	9	10	2	1	0	4	4-5
Triplett, Russell	2001-04	.312	222-178	698	132	218	43	1	11	98	17-29
Tucker, Steve	1973-76	.317	131-NA	502	102	159	38	9	12	102	19-NA
Urrico, Anthony	2001	-----	9-0	0	0	0	0	0	0	0	0-0
Valiente, Roberto	2002,03	.271	82-50	221	35	60	11	2	1	28	2-5
Van Dyke, Steve	1980-83	.213	135-NA	263	40	56	9	0	1	30	5-6
Van Volkenburg, Dave	1969-72	.224	101-NA	259	39	58	4	10	6	48	8-NA
Veronee, Jack	1961	.345	18-13	58	9	20	3	0	1	19	0-NA

Player	Year(s)	Avg	G-S	AB	R	H	2B	3B	HR	RBI	SB
Vessell, Jeff	1997-99	.150	31-0	20	2	3	1	0	0	2	0-0
Vincent, Damon	1961-63	.258	45-NA	93	16	24	3	1	6	17	1-NA
Waldrop, Kenny	1966	.250	7-NA	4	3	1	0	0	0	0	1-NA
Walling, Denny	1975	.421	38-38	140	46	59	9	3	13	60	11-NA
Ward, Adam	2007-09	.286	23-1	14	2	4	0	0	0	1	0-0
Ward, Mike	1969,70	.248	54-NA	133	26	33	4	0	2	21	5-NA
Ward, Ryan	1995,96	.000	29-0	15	2	0	0	0	0	2	0-0
Waters, Keith	1966-68	.270	101-97	382	67	103	8	6	4	49	21-NA
Watson, Charlie	1965-67	.293	56-NA	99	15	29	5	4	0	21	0-NA
Watson, Reed	1966,68	.125	18-NA	40	8	5	1	0	0	4	0-NA
Weatherly, Sam	2018	.100	7-2	10	1	1	0	0	0	1	1-1
Weeks, Calvin	1969-72	.277	158-NA	571	88	158	25	7	11	84	8-NA
Weems, Billy	1977-80	.315	194-179	674	157	212	31	13	13	110	68-NA
Weisman, John	1968	.000	2-NA	2	1	0	0	0	0	1	0-NA
White, Mike	1972	.273	7-NA	11	3	3	1	0	0	0	0-NA
Wharton, Drew	2015-18	.245	137-84	331	38	81	15	1	7	61	9-12
Whitaker, Oliver	1987	.000	21-NA	1	0	0	0	0	0	0	0-0
White, Craig	1969-71,73	.329	156-143	559	109	184	36	12	27	127	8-NA
White, Eli	2014-16	.275	153-133	517	104	142	22	4	8	61	36-48
Whitfield, Larry	1967	.250	6-NA	4	0	1	0	0	0	0	0-NA
Whitfield, Mike	1968,69	.000	16-NA	10	1	0	0	0	0	0	0-NA
Widmann, Stan	2005-09	.284	194-191	701	110	199	30	5	8	90	39-42
Wilkinson, Steve	2011-14	.291	216-185	742	131	216	47	6	11	115	29-38
Wilkie, Kyle	2017,18	.307	86-78	267	40	82	11	1	5	45	2-3
Williams, Chris	2016-18	.264	169-157	599	117	158	31	1	40	161	7-8
Williams, David	2005	.184	33-9	49	8	9	4	0	0	2	2-2
Williams, Keith	1991-93	.332	160-131	557	113	185	40	5	35	166	12-22
Williams, Ray	1984-87	.286	200-178	590	141	169	28	13	34	133	70-78
Williams, Russ	1969	.400	15-NA	15	4	6	1	0	0	5	1-NA
Williams, Steve	1984-87	.309	177-NA	482	107	149	22	9	11	94	28-39
Wilson, Larry	1956-58	.226	NA-52	195	18	44	7	2	1	28	0-NA
Wilson, Mitch	1981-84	.254	115-NA	224	45	57	8	1	4	37	7-10
Wilson, Rick	1971,72	.154	18-NA	39	3	6	3	0	0	2	0-NA
Wilson, Weston	2014-16	.260	175-164	700	95	156	26	4	14	94	18-28
Wingo, Billy	1974-77	.296	152-NA	510	114	151	18	7	5	90	41-NA
Wisniewski, Gene	1977,78	.272	53-NA	125	18	34	3	0	0	22	4-NA
Wood, Matt	1997	.000	1-0	1	0	0	0	0	0	0	0-0
Wrenn, David	1963,65	.308	17-NA	13	2	4	0	0	0	3	0-NA
Yeargin, Ray	1956	.000	NA-NA	1	4	0	0	0	0	0	0-NA
Young, Rick	1969,70	.280	56-NA	168	32	47	10	1	5	28	2-NA
Youngman, Steve	1978,79	.225	62-NA	169	31	38	6	1	4	17	6-8
Zupa, Ron	1966-68	.242	96-NA	306	43	74	17	4	5	40	3-NA

NA - not available; Note: Stats from 1954-18; year(s) denote(s) season(s) player played at a position, not necessarily every season he played in a game at Clemson; returning players in bold.

INDIVIDUAL CAREER PITCHING STATS (ACC ERA)

Player	Year(s)	ERA	W-L	G-S	SV	IP	H	R	ER	BB	SO
Abbott, Gus	1958	9.00	0-0	1-0	NA	1.0	2	2	1	2	0
Adams, Brian	1997-99	5.57	11-9	57-20	1	176.0	201	126	109	84	128
Adams, Darren	1998	3.52	0-0	7-0	0	7.2	7	3	3	1	9
Adams, Mark	1971-73	5.16	3-5	19-11	NA	66.1	60	50	38	57	55
Additon, Matt	1997-00	5.16	19-8	98-5	8	198.2	215	138	114	95	186
Allen, Chris	2006	0.00	0-0	1-0	0	1.0	0	0	0	0	0
Anderson, Alan	1969	6.00	1-0	3-1	NA	6.0	5	4	4	6	2
Anderson, Chris	1981	9.64	0-1	4-1	0	4.2	8	7	5	5	0
Andrews, Patrick	2012-14,16,17	3.86	4-4	89-1	3	116.2	115	61	50	39	99
Angel, Jason	1990-92	3.00	25-6	48-34	0	228.0	195	97	76	90	156
Armour, Alan	1979,81	4.05	3-4	15-0	0	26.2	28	15	12	16	12
Bailey, Kyle	2012	0.00	0-0	2-0	0	1.0	2	0	0	1	1
Baker, Jimmy	1970,72-74	5.07	2-5	29-2	NA	60.1	63	49	34	39	36
Baldwin, Chuck	1986,87	2.61	4-3	22-0	6	38.0	34	14	11	11	26
Barnes, Brian	1986-89	2.97	44-10	78-65	3	475.1	379	220	157	250	513
Barnes, Charlie	2015-17	3.85	12-11	44-34	0	220.0	221	121	94	54	220
Bates, Clay	2012-15	5.43	1-1	52-0	1	53.0	60	37	32	29	35
Beasley, Jeremy	2017	5.79	1-2	23-0	1	23.1	18	16	15	13	26
Bendinelli, Chad	2000,02	6.75	0-0	13-0	0	13.1	13	10	10	9	4
Bennett, James	1996	9.00	0-0	1-0	0	1.0	0	1	1	1	0
Benson, Kris	1994-96	2.90	29-8	50-47	1	319.2	268	139	103	79	356
Berken, Jason	2003,04,06	3.04	18-6	47-36	0	186.2	171	88	63	77	156
Berney, Scott	2000	3.39	9-4	17-17	0	106.1	96	42	40	25	59
Bevis, Jay	1969-72	2.13	13-9	69-2	20	147.2	102	44	35	57	98
Biegert, Mark	1986	9.00	0-0	3-0	0	2.0	1	2	2	2	0
Bigwood, Dave	1973	3.77	2-2	14-1	0	28.2	29	16	12	11	17
Boettcher, Donny	1970	1.40	1-1	6-3	NA	19.1	15	4	3	14	5
Bond, William	2007,08	4.50	0-0	7-0	0	6.0	10	5	3	2	7
Bonekat, Bill	1967-69	3.20	5-3	20-5	NA	59.0	59	32	21	30	46
Boozier, Thomas	1999-02	5.50	10-4	88-9	4	145.2	180	101	89	59	98
Bostic, Alex	2014-16	7.07	4-5	49-2	2	49.2	49	46	39	45	58
Botkin, Alan	1986-89	4.33	23-11	57-43	0	257.2	258	161	124	162	197
Bowen, Bryce	2018	0.00	0-0	1-0	0	0.1	0	1	0	1	0
Boyer, John	1989	2.45	0-0	7-0	0	7.1	10	4	2	4	4
Bradford, Eric	1990-92	3.15	10-4	65-0	4	97.0	88	36	34	31	86
Bradford, Jeff	1971-74	3.25	6-5	30-15	NA	110.2	92	61	40	58	82
Bradley, Len	1979,80	3.34	12-3	43-14	12	164.1	133	78	61	81	146
Brady, Kevin	2009-12	3.27	4-3	50-19	1	135.0	129	57	49	38	148
Briley, Paxton	1990-92	3.24	15-4	44-20	1	180.1	168	76	65	58	135
Brizek, Seth	1993,95	10.13	0-0	6-0	0	8.0	13	9	9	5	8
Brown, Mike	1978-80	3.25	23-9	48-40	1	257.1	221	124	93	96	178
Browning, Skip	1997-99	5.18	11-8	43-25	0	147.2	165	112	85	72	118
Bryant, Russell	1970,71	5.61	1-0	15-4	NA	43.1	57	37	27	22	22
Burnett, John	1985,86	5.44	2-2	38-0	5	51.1	50	33	31	44	33
Burnette, Bill	1961,62	3.18	3-0	12-2	NA	22.2	20	16	8	12	7
Burttram, Jody	1979,81	16.20	0-0	3-0	0	3.1	9	9	6	3	3
Callahan, Sonny	1973	9.00	0-0	3-0	0	4.0	5	4	4	3	2
Campana, Jackson	2013,14,16	3.86	0-0	12-0	0	14.0	13	7	6	10	11
Campbell, Matt	2011-14	2.73	7-3	78-0	19	108.2	66	37	33	54	134
Campbell, Paul	2015-17	7.85	0-2	30-3	1	39.0	53	37	34	20	46
Carter, Chris	1992,93	5.06	0-0	6-0	0	5.1	4	3	3	5	4
Casey, Greg	1963,64	4.15	9-4	22-10	NA	97.2	101	63	45	26	52
Chapman, Tommy	1963-65	3.12	12-7	38-26	NA	213.1	179	107	74	114	210
Charpia, Rusty	1986	9.00	0-0	1-0	0	1.0	2	2	1	0	1
Childs, Ryan	2000-02	5.42	7-4	41-16	1	103.0	115	79	62	41	63
Clackum, Scott	1997,98	1.50	10-5	40-13	7	78.0	55	18	13	25	75
Clark, Mat	2018	1.69	4-0	19-1	0	21.1	18	5	4	4	23
Clark, Sean	2006	2.50	2-0	11-2	0	36.0	28	12	10	10	30
Clayton, Pat	2003	3.21	1-0	10-0	0	14.0	9	8	5	7	17
Cline, Steve	1973,74	1.94	16-5	24-22	0	162.0	114	52	35	81	137
Cline, Ty	1959,60	2.78	5-1	13-10	NA	64.2	49	27	20	23	66
Clyne, Stephen	2005-07	2.84	8-3	66-0	5	98.1	90	38	31	34	104
Cohen, Earl	1966,67	2.49	2-1	13-1	NA	25.1	13	13	7	13	13
Collins, Pat	1997	6.89	4-1	12-11	0	49.2	66	45	38	36	49
Compton, George	1954-56	NA	NA-NA	12-NA	NA	NA	NA	NA	NA	NA	NA
Cone, Mickey	1954	NA	NA-NA	3-0	NA	NA	NA	NA	NA	NA	NA
Cook, Brandt	1999,00	8.50	1-1	9-0	0	18.0	23	21	17	15	10
Cositore, Vince	1972	6.75	0-0	1-0	NA	4.0	7	4	3	0	1
Cram, Josh	2001	4.20	4-2	28-0	6	40.2	48	25	19	11	38
Crawford, Brooks	2016-18	3.07	15-2	59-18	1	149.1	136	62	51	44	106
Cribb, Josh	2003-06	3.47	22-7	68-32	2	282.1	274	128	109	71	257
Crosland, Ben	1954,55	NA	3-5	11-8	NA	61.2	NA	NA	NA	NA	36
Crownover, Matthew	2013-15	2.30	25-12	48-46	0	278.1	230	92	71	74	243
Cruz, Tomas	2009,10	4.27	5-6	48-0	7	86.1	80	43	41	34	66
Currier, Steve	1985	7.11	2-3	18-0	1	25.1	29	22	20	11	17
Curtis, John	1968	1.80	4-3	7-5	NA	40.0	22	13	8	19	42
Dawsey, Jason	1993-95	3.55	22-8	62-42	1	304.1	294	146	120	87	276
Deese, Kyle	2009	2.70	0-0	7-0	0	6.2	3	3	2	9	7
Delk, Trey	2008,09	3.70	6-2	25-16	0	92.1	99	44	38	37	75
Demarest, Alan	1968-70	4.07	7-4	36-10	NA	117.1	107	71	53	58	72
Drake, Johnny	1956	2.56	4-2	9-6	NA	45.2	29	13	13	34	49
Duke, Bill	1980-82	3.99	12-6	39-27	1	173.2	194	110	77	74	76
Dwyer, Chris	2009	4.92	5-6	17-17	0	86.0	76	52	47	33	95
Edgeworth, Teak	1958	12.41	0-1	5-1	NA	12.1	20	19	17	11	6
Edwards, Dick	1964	-----	0-1	1-1	NA	0.0	3	5	5	3	0
Eggleston, Jamie	1992-95	3.13	6-2	58-0	2	95.0	103	54	33	35	56
Ellis, Rob	2001	4.50	0-0	3-0	0	2.0	3	2	1	2	2
Elrod, Frank	1957	0.00	0-0	4-0	NA	4.0	5	1	0	0	3

Player	Year(s)	ERA	W-L	G-S	SV	IP	H	R	ER	BB	SO
Erwin, Zack	2013-15	3.50	16-9	65-29	4	239.1	220	117	93	64	186
Eubanks, Alex	2016,17	4.09	13-11	41-27	3	187.0	197	100	85	36	174
Eubanks, Charlie	1959	6.00	0-0	2-0	NA	3.0	1	2	2	5	2
Farina, Alan	2007	3.77	6-3	25-2	1	57.1	41	26	24	27	72
Faris, Stephen	2004-06	3.24	16-10	55-33	1	242.0	223	107	87	56	189
Faw, Brian	1989,90	3.92	7-5	39-16	5	131.0	141	76	57	45	103
Fidrych, Chris	2005,07	4.19	0-0	20-0	0	19.1	16	9	9	8	16
Fiorenza, Drew	2005,06	5.65	2-1	30-1	2	36.2	44	24	23	20	38
Firth, Scott	2010-13	2.94	17-7	75-17	7	195.2	192	90	64	90	148
Fisher, Jeff	1982,84,85	5.35	1-6	22-2	2	35.1	54	24	21	30	16
Frank, Kyle	1999	20.25	0-0	1-0	0	1.1	4	3	3	0	1
Frazier, Jeff	1986	9.00	0-0	1-0	0	1.0	2	1	1	1	1
Frazier, Ron	1988-90	4.01	16-7	63-30	6	215.2	205	126	96	99	177
Frederick, Alex	2009-11	3.62	8-5	66-3	7	107.0	102	49	43	45	91
Frick, Talmadge	1962	6.00	0-0	6-0	NA	9.0	15	6	6	4	4
Gallagher, Glenn	1981	1.96	2-0	8-0	1	18.1	15	6	4	8	12
Gambrell, Sam	1957	5.63	0-2	5-3	NA	24.0	29	16	15	10	13
Gardner, Jack	1958	2.70	0-0	3-0	NA	3.1	2	2	1	4	2
Gerhardt, Rusty	1969-72	2.39	34-14	59-55	NA	384.1	254	132	102	163	382
Gibson, Nelson	1966-68	2.64	12-1	31-12	NA	112.2	92	51	33	39	80
Gilbert, Jeff	1981-83	3.10	21-5	42-36	1	246.2	198	99	85	96	134
Gilliam, Ryley	2016-18	3.19	9-6	69-6	15	104.1	77	43	37	54	120
Glaser, Nick	2000,01	3.20	4-5	51-3	16	81.2	83	36	29	39	84
Gobin, Bo	2018	15.00	0-0	5-0	0	3.0	8	5	5	3	2
Goren, Mike	2016	22.50	0-0	3-0	0	4.0	7	10	10	6	5
Gossett, Daniel	2012-14	2.80	23-9	50-41	2	282.2	218	102	88	107	285
Graham, Lindsay	1970-73	2.68	21-10	48-32	NA	235.0	193	82	70	75	151
Gray, Doug	1979	0.00	0-0	1-0	0	2.0	0	0	0	2	1
Griffith, Owen	2017,18	3.68	1-2	24-0	1	29.1	26	15	12	16	32
Gross, Jason	1988	27.00	0-0	2-0	0	1.0	0	3	3	4	0
Guin, Greg	1980,81	1.04	2-0	7-0	0	17.1	13	3	2	5	12
Guilkinson, Craig	2008,09	4.19	5-2	28-6	0	53.2	61	32	25	23	43
Hackett, Roger	1982	3.45	1-0	14-3	2	31.1	37	16	12	12	14
Hahn, Jeff	2002-05	3.72	15-8	88-11	7	205.2	208	100	85	80	158
Harbeson, Gene	1961,62	3.51	3-4	13-8	NA	56.1	55	37	22	35	33
Harman, Casey	2008-10	3.86	16-12	68-34	1	251.2	257	119	108	60	238
Harrelson, Paul	2000-03	3.70	10-4	78-3	14	109.1	121	56	45	34	83
Harrison, Donovan	1998	4.97	4-3	16-1	2	50.2	46	32	28	17	44
Hartnett, Jim	1981	7.36	0-1	9-0	1	18.1	21	18	15	16	1
Harvey, Kris	2003-05	5.82	15-5	40-33	1	159.1	179	112	103	82	126
Haselden, David	2009-12	3.39	15-7	72-12	6	183.0	194	87	69	48	127
Hauser, Scott	1995-97	5.40	11-6	50-17	0	143.1	155	99	86	55	76
Hawkins, Heyward	1962	12.00	0-0	1-0	NA	3.0	5	4	4	2	1
Heck, Chris	1999	2.23	6-1	18-0	5	32.1	29	10	8	15	26
Hendley, Bailey	1958-60	4.11	11-3	30-19	NA	133.2	116	78	61	86	105
Hennessy, Jacob	2017,18	3.88	6-4	40-14	3	102.0	104	49	44	25	91
Henrie, Matt	1999,01,02	3.28	19-8	44-28	3	183.2	177	89	67	55	136
Hess, David	1982	4.55	0-1	13-1	2	27.2	34	20	14	18	11
Hester, Ricky	1983	2.42	0-2	14-0	1	22.1	13	8	6	19	13
Higginbotham, Jake	2016,18	3.80	9-1	24-23	0	113.2	109	60	48	53	91
Hinson, Ryan	2006-09	3.69	15-8	85-27	2	219.1	213	120	90	97	200
Hogan, Patrick	2001-04	4.22	8-8	79-8	18	190.0	190	105	89	64	176
Holtz, Mike	1991-94	3.31	19-5	72-23	7	214.2	179	100	79	107	220
Hoover, Donnie	1982,83	4.31	7-8	38-11	4	117.0	121	74	56	46	48
Hourigan, Jeff	2002,03	5.04	1-2	23-3	3	44.2	47	27	25	16	45
Howard, Chris	2005,06	2.45	1-0	7-0	0	7.1	6	2	2	1	2
Huddins, Tom	1968-70	3.97	10-9	34-18	NA	122.1	123	79	54	72	84
Huggins, Mike	1986,87,89	5.37	4-3	41-0	4	65.1	73	43	39	26	41
Huggins, Ryne	2018	9.82	0-0	10-0	0	3.2	5	4	4	2	3
Humphries, Leonard	1954-56	NA	7-10	25-20	NA	140.2	NA	NA	NA	NA	91
Jackson, Steven	2001-04	4.62	19-8	67-34	0	220.0	239	136	113	97	146
Jackson, Tyler	2017	3.56	9-1	19-13	0	83.1	82	38	33	10	68
James, Bill	1966-68	2.59	7-3	28-10	NA	94.0	79	32	27	28	66
Jay, John	1984,85	7.00	1-1	15-8	2	36.0	43	34	28	36	27
Jaynes, Johnny	1968	18.00	0-0	1-0	NA	1.0	2	3	2	3	0
Jersild, Aaron	1988,90,92	3.66	17-7	75-23	8	199.1	186	104	81	85	139
Johnson, Addison	2011	9.00	0-0	1-0	0	1.0	3	1	1	0	0
Johnson, Laval	1967-69	3.24	4-5	21-13	NA	89.0	76	47	32	63	66
Jones, Holt	2018	4.41	2-0	8-3	0	16.1	16	10	8	10	18
Jones, Johnny	1962	20.25	0-0	1-0	NA	1.1	3	3	3	3	0
Kendall, Chet	1990,91	2.72	4-1	28-0	2	49.2	32	19	15	28	49
Kent, Mike	2010-13	4.73	3-4	41-3	2	72.1	82	45	38	25	41
Kenyon, Bobby	1978-80	3.34	18-10	44-31	1	212.2	190	99	79	71	136
Keppen, Jeff	1993,94	5.37	4-4	37-6	0	67.0	76	57	40	56	49
Key, Jimmy	1980-82	3.64	20-14	53-46	0	318.2	304	161	129	104	191
Kimbrell, Mike	1988-91	3.63	17-1	55-16	0	156.1	137	77	63	75	118
Koch, Billy	1994-96	3.74	21-9	51-44	1	276.2	215	148	115	131	338
Koerner, Brody	2013-15	7.00	5-7	31-19	0	97.2	123	88	76	54	100
Kopp, David	2005-07	4.18	16-8	60-32	1	228.1	233	131	106	76	167
Krall, Pat	2015-17	2.89	20-9	73-19	9	208.2	191	93	67	53	167
Kyle, Kevin	2010	3.00	0-1	13-0	0	12.0	10	8	4	5	5
Lakey, Ed	1958	4.12	6-2	16-8	NA	72.0	73	46	33	39	55
Lamb, Will	2009-11	4.47	5-5	43-15	3	98.2	103	55	49	44	74
LaMura, B.J.	2000-02	5.48	6-2	43-8	1	88.2	84	63	54	54	96
Lawmire, Wayne	1973	6.00	1-1	4-3	0	12.0	11	11	8	10	8
Lawton, John	1992	1.69	0-0	3-0	0	5.1	4	1	1	3	2
Laycock, Bobby	1983	3.14	1-0	7-1	0	14.1	17	10	5	14	2
Lee, Larry	1973,74	5.36	2-3	14-8	1	40.1	42	34	24	28	22

INDIVIDUAL CAREER PITCHING STATS (ACC ERA)

Player	Year(s)	ERA	W-L	G-S	SV	IP	H	R	ER	BB	SO
Leone, Dominic	2010-12	4.63	16-8	53-38	0	208.0	212	123	107	93	178
Lilley, Laurus	1979,80	10.38	0-2	6-0	0	8.2	13	12	10	5	4
Lodgek, Ed	1966,67	5.11	1-1	11-5	NA	37.0	33	23	21	30	24
Lombardi, Justin	1999,00	9.00	0-0	14-0	1	12.0	17	14	12	15	21
Long, Jake	2014,15	3.83	5-4	29-19	0	105.2	92	53	45	54	81
Lovorn, Garrett	2014,16	3.46	0-0	19-0	0	26.0	26	11	10	16	14
Lowell, Bob	1964,65,67	3.58	0-3	19-4	NA	50.1	56	36	20	27	24
Lowery, Phillip	1986-88	3.52	15-4	59-8	4	168.2	184	78	66	32	102
Lumsden, Tyler	2002-04	4.23	17-7	58-37	2	225.1	218	131	106	107	223
Lynn, Kevin	2000,01	4.34	7-4	40-9	1	105.2	122	59	51	32	96
Lyon, Tommy	1962,63	3.67	9-5	27-13	NA	122.2	133	73	50	39	76
Mahoney, Collin	2004	6.63	1-3	16-0	0	19.0	23	15	14	12	26
Mahony, Bob	1974-76	3.24	10-5	24-15	1	125.0	106	58	45	61	111
Malec, Mark	1975	2.65	1-0	5-1	1	17.0	10	5	5	15	14
Malikmus, David	1977	7.13	1-0	7-3	1	17.2	17	15	14	16	8
Mallon, Tom	1980-84	3.36	12-7	51-22	4	155.1	146	82	58	87	103
Marchal, Doug	1985-87	5.88	6-3	33-7	5	67.1	86	53	44	43	35
Markley, Jim	1960	0.00	0-0	1-0	NA	2.1	7	8	0	1	1
Marr, Travis	2017,18	5.91	6-2	23-2	0	45.2	54	31	30	21	35
Martin, Alex	2006-08	6.39	3-0	32-0	0	31.0	38	24	22	17	20
Martin, Glenn	1981-83	4.57	5-4	35-0	1	65.0	72	37	33	34	32
Martin, Lynn	1981-83	4.42	2-7	53-0	7	77.1	80	48	38	34	44
Masone, Tony	1977	0.00	0-0	1-0	0	0.2	4	5	0	1	0
Matthews, Houston	1974,76,77	3.82	8-2	28-5	8	92.0	89	47	39	45	64
Matz, Brian	1994-96	4.43	8-1	51-9	4	107.2	110	63	53	47	84
Mazey, Randy	1985,86,88	5.51	7-1	22-13	0	96.1	104	71	59	55	47
McDonald, Leon	1957,58	4.82	1-2	11-3	NA	37.1	42	23	20	20	22
McKinney, Clinton	2008,09	6.00	4-0	28-0	0	36.0	44	32	24	15	25
Meekins, Larry	1974,75	2.80	8-4	32-6	5	112.2	98	48	35	42	71
Meyer, Jonathan	2010-13	3.86	11-8	86-16	4	207.1	229	97	89	52	161
Michlin, Mike	1987-89	2.79	7-3	46-5	13	90.1	62	37	28	40	102
Miller, David	1993	7.15	0-0	6-0	0	11.1	15	10	9	5	9
Miller, Mitchell	2017,18	14.29	0-0	10-0	0	5.2	8	9	9	8	4
Miller, Ryan	2017,18	2.59	8-1	37-0	5	83.7	72	26	24	19	75
Miller, Scott	1991,92	3.44	19-4	33-26	2	178.0	171	88	68	84	134
Mishoe, Wayne	1974,75	2.70	1-0	4-0	0	3.1	2	1	1	2	0
Mitchell, D.J.	2007,08	3.40	11-5	35-21	0	151.0	145	72	57	56	155
Mitchell, John	1975	11.25	0-1	3-0	0	4.0	3	5	5	6	2
Moorefield, Joseph	2010-13	5.03	2-1	64-0	0	34.0	44	24	19	17	26
Moschella, Mike	1990,91	4.76	0-0	4-0	0	5.2	6	5	3	2	4
Moskos, Daniel	2005-07	3.25	10-13	81-10	16	149.2	148	63	54	67	147
Mottl, Ryan	1997-00	4.82	33-19	72-68	0	414.1	437	259	222	145	360
Mounce, Richard	2009	7.94	0-0	5-0	0	5.2	8	5	5	0	1
Moyer, Drew	2014,15	3.10	6-1	38-0	4	49.1	50	22	17	27	47
Murphy, Brett	2003	3.06	1-1	14-1	0	17.2	18	10	6	10	9
Murr, Jack	1974	2.71	4-4	11-11	0	63.0	49	26	19	41	33
Murray, Ken	1971	9.64	0-0	2-1	NA	4.2	6	5	5	3	4
Musselman, Ron	1976,77	2.64	20-5	31-29	0	228.1	176	84	67	95	185
Myers, Pete	1966,67	3.07	7-5	25-7	NA	85.0	76	36	29	30	68
Needham, Rick	1969	37.80	0-0	2-0	NA	1.2	4	8	7	5	0
O'Dell, Billy	1954	0.79	8-3	14-11	NA	91.1	56	26	8	35	111
Odle, Dennis	1971	3.06	1-1	5-3	NA	17.2	13	6	6	11	14
Olson, Dave	1961,62	5.63	6-6	21-11	NA	76.2	76	63	48	59	47
Owens, Randy	1973	3.24	1-0	9-2	0	33.1	24	17	12	25	18
Papp, Andrew	2016	1.69	0-0	6-0	0	5.1	4	1	1	5	5
Paradis, Mike	1997-99	5.42	11-3	41-29	0	171.0	169	124	103	104	164
Parker, Tim	1987,88,90	3.22	13-6	45-35	1	187.0	146	90	67	104	146
Parmer, Bill	1965-67	2.59	18-3	37-29	NA	194.2	149	73	56	118	155
Parrish, Scott	1981,83,84	2.86	21-3	40-32	1	226.1	187	92	72	110	124
Parsons, Jeff	1997	7.71	2-0	20-4	2	37.1	46	34	32	24	44
Pasqualini, Charlie	1959-61	6.28	2-2	20-3	NA	38.2	42	32	27	20	20
Pauling, Bob	1983,84	5.40	0-0	5-0	0	6.2	10	4	4	2	1
Pawlowski, John	1983-85	3.88	21-12	54-30	5	241.1	224	143	104	107	155
Pawlowski, John A.	1989-91	4.08	6-2	34-13	0	88.1	84	50	40	67	87
Peele, Tim	1988-91	4.60	11-1	71-4	6	107.2	102	66	55	68	83
Penale, Joe	1970	0.00	0-0	1-0	NA	3.0	4	0	0	4	2
Phillips, Chad	1990-93	3.51	17-3	57-19	7	187.1	189	89	73	56	140
Pohle, Kevin	2011,12,14,15	3.94	12-6	48-17	0	130.1	146	71	57	53	66
Pomeranz, Mike	1987,88	6.13	5-4	24-13	1	72.0	70	55	49	63	51
Porter, Chuck	1974-76	2.43	24-6	40-34	0	270.0	204	95	73	113	173
Powers, Scott	1984	0.00	0-0	1-0	0	1.0	2	0	0	1	0
Proto, Mike	1998-01	4.96	2-0	56-8	1	101.2	111	66	56	45	95
Qualters, Tommy	1975-78	4.00	12-1	36-9	9	117.0	116	66	52	34	82
Quintrell, Randy	1974-77	3.19	20-10	43-33	3	231.0	216	104	82	117	109
Reba, Steve	1999-02	4.11	33-11	78-45	2	319.1	316	171	146	124	263
Rhue, Mike	1998,00	3.52	0-0	9-0	0	7.2	10	7	3	6	4
Rice, Tim	1981-84	4.05	13-6	50-18	3	164.1	158	104	74	48	97
Richard, Steve	2006	4.30	0-1	21-0	4	23.0	29	12	11	9	14
Rohrbaugh, Robert	2003-05	3.96	12-9	65-29	2	202.1	210	102	89	76	153
Roller, Jimmy	1959-61	2.94	9-6	36-13	NA	156.0	137	67	51	37	93
Roper, Doug	1996,99	5.46	1-0	16-0	1	28.0	29	19	17	8	21
Rothlin, Trent	2008	9.69	1-0	7-3	0	13.0	14	15	14	11	6
Russell, Don	1969	0.00	0-0	2-0	NA	3.1	4	0	0	2	1
Santivasci, Jerome	1985,87-89	2.88	15-6	70-2	9	153.0	143	59	49	59	122
Sarratt, Justin	2007-11	4.20	13-7	80-25	1	193.0	211	110	90	41	136
Sauve, Jeff	1992-95	4.09	18-7	73-16	2	204.2	201	115	93	73	154
Saylors, Robby	1954	NA	NA-NA	1-1	NA	NA	NA	NA	NA	NA	NA
Schmidt, Clate	2013-16	4.62	11-19	72-40	0	259.1	307	161	133	98	178

Player	Year(s)	ERA	W-L	G-S	SV	IP	H	R	ER	BB	SO
Schmidt, Jarrod	2000-02	4.17	18-3	37-30	0	174.2	181	96	81	85	130
Schmitt, Paul	1977-79	4.41	6-2	30-4	3	81.2	83	50	40	27	34
Schnabel, Brock	2007,08	18.00	1-1	6-0	0	5.0	8	10	10	2	4
Schnell, Alex	2015-18	5.93	3-0	55-3	1	71.1	83	58	47	39	46
Schnell, Kyle	2013,14	4.13	2-0	29-0	2	32.2	39	18	15	13	22
Scott, Ray	1996,97	6.80	3-1	24-3	0	43.2	63	35	33	16	32
Seybt, Paul	1994	1.50	0-0	7-0	0	12.0	13	2	2	4	4
Shealy, Don	1955-57	NA	4-NA	16-NA	NA	89.0	NA	NA	NA	NA	46
Shepard, David	1996	2.83	3-2	27-0	5	28.2	20	11	9	13	33
Sipp, Tony	2004	4.69	2-2	22-3	2	48.0	53	28	25	17	59
Smith, Dale	1963-65	3.66	9-6	30-12	NA	115.2	95	71	47	52	94
Snyder, Brian	1977-79	3.31	18-6	41-35	1	228.2	204	117	84	120	185
Sokohl, Jack	1969	27.00	0-1	3-2	NA	3.2	2	11	11	13	1
Spencer, Jeff	1978	6.00	0-0	1-0	1	3.0	2	2	2	0	1
Spiers, Carson	2017,18	2.14	2-2	32-0	4	46.1	26	11	11	19	42
Spire, Adam	1997,98	9.24	1-1	20-0	0	25.1	32	32	26	25	22
Sprouse, Dave	1959-61	3.73	5-6	23-9	NA	72.1	62	39	30	39	38
Stanley, John	1969	0.00	0-0	2-0	NA	3.0	1	0	0	1	3
Steele, Bill	1984-87	4.47	19-10	62-38	1	276.0	269	167	137	122	97
Stone, George	1984,85	3.38	16-9	31-28	0	208.0	205	108	78	56	150
Stoneburner, Graham	2008,09	4.59	13-9	36-21	1	135.1	148	82	69	40	123
Stowe, Harold	1957-59	2.32	24-13	49-31	NA	279.1	223	113	72	103	279
Strider, Spencer	2018	4.76	5-2	22-6	1	51.0	40	30	27	35	70
Sturgeon, Chris	1993	2.63	2-0	11-3	0	24.0	20	7	7	17	13
Sullivan, Mike	1977-79	2.65	20-3	36-31	0	203.2	169	82	60	78	153
Surber, Jon	2011	0.00	0-0	5-0	0	4.2	4	1	0	4	6
Sutton, George	1966	3.00	2-0	2-2	NA	9.0	7	4	3	4	8
Taulbee, Andy	1992-94	3.16	27-8	63-39	4	279.1	265	133	98	73	235
Thraikill, Josh	2007,09,10	5.49	0-0	16-1	0	19.2	23	13	12	1	18
Toney, Wales	2014	12.46	0-0	4-0	0	4.1	6	6	6	5	6
Toth, Bill	1954-56	NA	NA-NA	15-1	NA	NA	NA	NA	NA	NA	NA
Towns, Andrew	2016	37.80	0-0	3-0	0	1.2	7	7	7	1	1
Trado, Bill	1956	NA	0-4	6-5	NA	32.1	28	21	NA	34	22
Trapp, Billy	1977-80	4.60	6-4	47-2	4	101.2	108	68	52	39	80
Tripp, David	1988-90	4.82	15-7	55-26	5	179.1	183	104	96	75	154
Trolia, Aaron	2003	8.87	0-1	18-1	0	23.1	38	27	23	9	24
Urrico, Anthony	2001	4.15	0-0	8-0	0	4.1	4	2	2	6	4
Van Horn, Hunter	2015	6.14	0-0	10-0	0	7.1	7	5	5	6	7
Van Volkenburg, Dave	1969-72	2.95	20-10	43-35	NA	222.2	193	104	73	98	195
Vaughn, Matt	2006-09	3.66	9-4	81-3	16	128.0	140	72	52	44	119
Vetzel, Taylor	2015	3.97	1-3	20-1	4	22.2	18	13	10	10	25
Vincent, Damon	1961-63	4.80	10-6	31-21	NA	148.0	127	95	79	117	148
Vining, Ken	1994-96	3.29	17-3	61-26	2	224.1	184	94	82	81	258
Waldrop, Kenny	1966	7.04	0-0	6-3	NA	15.1	13	12	12	15	9
Walker, Adam	2003,04	6.60	1-0	14-0	0	15.0	24	13	11	4	18
Watson, Charlie	1965-67	2.71	16-7	43-18	NA	186.0	136	70	56	79	186
Watson, Mark	1994,95	2.85	12-2	25-18	1	94.2	70	41	30	55	91
Weatherly, Sam	2018	6.64	0-0	8-5	0	20.1	24	17	15	17	17
Weismann, Scott	2009-11	4.19	15-8	60-29	8	191.0	190	105	89	66	152
Welch, Scott	1986,87	8.15	1-0	19-0	2	35.1	46	33	32	16	20
Werner, Brian	1996,97	5.64	1-1	13-0	0	22.1	19	15	14	5	8
Whitaker, Oliver	1984-87	4.45	23-14	67-45	3	299.1	313	201	148	161	157
White, Matt	1996-98	5.39	9-4	41-18	1	137.0	157	107	82	72	114
Whitfield, Larry	1967	1.25	2-0	6-2	NA	21.2	15	3	3	8	8
Whitfield, Mike	1968-70	4.46	2-2	18-3	NA	42.1	44	27	21	15	21
Wiles, Lee	1982,83	4.50	7-4	36-10	3	84.0	86	53	42	57	55
Williams, Rodney	1993,95,96	4.23	2-1	44-0	0	55.1	56	31	26	26	44
Winchester, Scott	1993-95	1.70	13-5	87-0	34	132.2	89	37	25	47	122
Woessner, Dave	1977-79	3.53	11-6	47-2	14	104.2	105	53	41	44	60
Wolff, Billy	1982,84	8.44	0-1	11-0	1	10.2	13	11	10	5	7
Wrenn, David	1963,65	9.00	2-3	16-6	NA	40.0	53	46	40	43	37
Wyatt, Steve	1975,76	2.64	5-1	14-6	4	64.2	57	27	19	17	38
Zocchi, P.J.	2004-07	3.96	11-2	42-19	2	138.2	145	68	61	60	132
Zoltak, Matt	2007,08	6.04	5-3	37-4	0	50.2	58	37	34	27	38
NA - not available; Note: Stats from 1954-18; year(s) denote(s) season(s) pitched, not necessarily every season he played in a game at Clemson: returning players in bold .											

LETTERMEN

A		
Player	VL	Year(s)
Abbott, Gus	1	1958
Adams, Brian	3	1997-99
Adams, Darren	1	1998
Adams, Mark	2	1972,73
Additon, Matt	4	1997-00
Adeimy, John	1	1973
Adkins, Rusty	3	1965-67
Allen, Robbie	3	1978-80
Anderson, Jack	1	1969
Anderson, Jim	2	1990,91
Andrade Jr., Jorge	1	2005
Andrews, Patrick	4	2012,13,16,17
Angel, Jason	3	1990-92
Angle, Doug	2	1949,50
Armstrong, Terry	4	1971-74
Asbill, Joe	1	1948
Attanasio, Dominic	2	2011,12
Aughtry, Gene	3	1949-51
Ayers, Stan	3	1962-64
Ayoub, Pete	3	1961-63

B		
Player	VL	Year(s)
Bach, Woody	1	1968
Bagwell, Kenny	2	1970,72
Bagwell, Larry	3	1957-59
Bailey, Bob	1	1937
Bailey, Kyle	1	2012
Baker, Jeff	3	2000-02
Baker, Jimmy	3	1972-74
Baker, Roger	3	1950-52
Baldwin, Chuck	4	1984-87
Balbary, Eddie	3	1965-67
Barnes, Brian	4	1986-89
Barnes, Charlie	3	2015-17
Barnett, Bill	4	1953-56
Bates, Clay	4	2012-15
Bates, Neil	1	1953
Batson, Glenn	2	2015,16
Baucum, Steve	4	1984-87
Baum, Jay	3	2012-14
Beasley, Jeremy	1	2017
Beasley, Rick	1	1971
Beer, Seth	3	2016-18
Belk, Don	3	1941-43
Belk, Greg	3	1974-76
Bell, Tom	1	1938
Bendinelli, Chad	1	2000
Benson, Kris	3	1994-96
Berken, Jason	3	2003,04,06
Berney, Scott	1	2000
Berry, Ed	2	1947,49
Berry, Bob	3	1941-43
Bevis, Jay	4	1969-72
Bickley, Charlie	2	1940,41
Biegert, Mark	4	1984-87
Bigwood, Dave	1	1973
Blackston, Charlie	2	1954,55
Blakeney, Reid	2	1959,60
Blalock, Joe	3	1940-42
Bohonak, Mike	1	1963
Bond, William	2	2007,08
Bonekat, Bill	3	1967-69
Bonnette, Robert	4	1976-79
Boozer, Thomas	4	1999-02
Borgert, Derek	4	1996-99
Bosdell, Francis	1	1946
Boselli, Teddy	3	1936,38,39
Bostic, Alex	3	2014-16
Botkin, Alan	4	1986-89
Boulware, Garrett	3	2012-14
Bowen, Bryce	1	2018
Boyce, J.A.	1	1943
Boyd, Patrick	3	1998-00
Boyd, Roger	1	1960
Boyd, Wilson	4	2007-10
Boyer, John	1	1989
Bradford, Eric	3	1990-92
Bradford, Jeff	4	1971-74
Bradley, Jimmy	2	1967,68
Bradley, Kevin	1	2013
Bradley, Len	2	1979,80
Bray, Randy	3	1968-70
Bradshaw, Toby	1	1960
Brady, Kevin	4	2009-12
Brier, Coe	2	1981,82
Briley, Paxton	3	1990-92

Brittle, Thomas	2	2012,13
Brizek, Seth	3	1993-95
Brodie, George	3	1937-39
Brodie, G.W.	1	1953
Brooks, Jerry	3	1986-88
Broome, Nathan	2	1996,97
Brown, Carol	2	1955,57
Brown, C.M.	1	1945
Brown, Joe	2	1953,54
Brown, J.R.	1	1947
Brown, Mike	3	1978-80
Browning, Skip	3	1997-99
Bryan, Charles	1	1928
Bryant, K.J.	2	2016,17
Bryant, Tim	2	1959,60
Buchanan, Dude	3	1939-41
Buffamoyer, Dave	2	1978,79
Bulmann, Kurt	4	1996-99
Bunnell, David	1	2007
Burg, Alex	2	2006,07
Burgess, J.D.	2	2007,08
Burgess, Wyatt	1	1932
Burnett, John	2	1985,86
Burnette, Bill	1	1962
Burnette, Zack	3	1958-60
Burnham, Gary	4	1994-97
Byrd, Grayson	2	2017,18

C		
Player	VL	Year(s)
Cagle, Mavis	2	1945,46
Caldwell, Dave	3	1975-77
Calitri, Mike	3	1998-00
Campana, Jackson	2	2013,16
Campbell, Matt	4	2011-14
Campbell, Paul	3	2015-17
Carpenter, D.D.	1	1943
Carraway, Doug	2	1965,66
Carraway, Chris	2	1992,93
Casanova, Adrian	2	2005,06
Casey, Greg	2	1963,64
Castelli, Bill	2	1979,80
Castles, Tom	2	1947,49
Cathcart, Joe	1	1934
Cathman, Kevin	2	2011,12
Chalk, Brad	3	2005-07
Chamblee, Lawrence	2	1929,30
Chapman, Tommy	3	1963-65
Charpia, Rusty	3	1986,88,89
Chastain, Billy	1	1988
Chavous, Clarence	3	1933-35
Childs, Ryan	3	2000-02
Clackum, Scott	2	1997,98
Clark, Harold	2	1932,33
Clark, Mat	1	2018
Clark, Sean	1	2006
Cleveland, Tom	1	1947
Cline, Steve	2	1973,74
Cline, Ty	2	1959,60
Clyne, Stephen	3	2005-07
Coakley, Francis	3	1939-41
Coakley, George	3	1939-41
Cobb, Bill	2	1945,46
Cohen, Earl	1	1966
Coder, Chad	1	2001
Coker, Butch	3	1957-59
Coker, Homer	3	1942,43,47
Coker, Larry	3	1940-42
Coker, Ray	3	1937-39
Coker, Roy	3	1952-54
Cole, Richard	2	1933,34
Coleman, Jim	1	1955
Collins, Pat	1	1997
Colvin, Tyler	3	2004-06
Compton, George	1	1955
Cone, Mickey	1	1954
Cook, Brandt	1	1999
Cook, James	2	1929,31
Cooper, Matt	1	2018
Corbin, Ted	1	1992
Cordileone, Lou	1	1959
Cositore, Vince	1	1972
Costigan, Joe	4	2011-14
Courtney, M.I.	1	1936
Couture, Mike	4	1987-90
Cowart, Lawton	3	1964-66
Cox, Andrew	4	2014-17
Cox, Carol	2	1949,50
Cox, Jay	1	2011

Cram, Josh	1	2001
Crawford, Brooks	3	2016-18
Cribb, Josh	4	2003-06
Crocker, Barry	1	1954
Cromwell, Patrick	2	2017,18
Crook, E.J.	1	1931
Crosby, Ralph	2	1937,38
Crosland, Ben	3	1952,54,55
Crouch, Roby	3	1950-52
Crowley, Jim	4	1988-91
Crownover, Matthew	3	2013-15
Croxton, Billy	2	1934,35
Cruz, Tomas	2	2009,10
Culberson, Ken	4	1948-51
Currier, Steve	1	1985
Curtis, John	1	1968

D		
Player	VL	Year(s)
D'Alessio, Andy	4	2004-07
Daniels, Fred	3	1990-92
Dantzler, Ellis	2	1965,66
Davidson, Logan	2	2017,18
Davidson, Mark	1	1982
Davis, Billy	1	1983
Davis, J.H.	1	1931,33
Dawsey, Jason	3	1993-95
Deanhardt, Luke	3	1948-50
DeBerry, Fred	3	1957-59
DeBerry, Joe	3	1989-91
Decker, J.B.	1	1931
Deese, Kyle	1	2009
DeUstatiatus, Andy	1	1939
Delk, Trey	2	2008,09
DeLoach, Arthur	1	1937
DeMaino, L.J.	1	2002
Demarest, Alan	3	1968-70
Demmink, Herman	4	2003-06
DeMoura, Eric	4	1994-97
Dempsey, A.G.	1	1951
Dempsey, Bob	1	1959
Dillon, Scott	2	1985,86
Dinneen, John	2	1966,67
Dixon, Eddie	2	1969,70
Dobson, Clyde	2	1939,40
Donathan, Drew	1	2018
Douglass, Jesse	1	1999
Drake, Johnny	1	1956
Duffie, Will	3	1994-96
Duggar, Steven	3	2013-15
Duke, Bill	3	1980-82
Dunlap, George	1	1928
Dunlap, Gene	1	1966
Dunster, Mike	4	2011-14
Durham, W.S.	2	1934,35
Dwyer, Chris	1	2009

E		
Player	VL	Year(s)
Eckerl, Tony	3	1973-75
Edwards, Jim	2	1937,38
Eggleston, Jamie	4	1992-95
Ellis, Brian	4	1997-00
Ellisor, Dave	3	1961-63
Embler, Jason	4	1994-97
Epps, Chris	4	2008-11
Erwin, Zack	3	2013-15
Eskeu, Henry	1	1928
Eskeu, Jerry	1	1968
Eubanks, Alex	2	2016,17
Evans, Garrick	3	2002-04
Evans, Jim	2	1951,52
Everett, Brady	2	2003,04
Eydenberg, Mike	2	1993,94

F		
Player	VL	Year(s)
Fahney, Gary	1	1976
Fairey, Burke	4	1985-88
Farina, Alan	1	2007
Farris, Stephen	3	2004-06
Faw, Brian	2	1989,90
Felder, Brad	1	2012
Ferguson, Jesse	1	2005
Fidrych, Chris	2	2005,07
Florenzia, Drew	2	2005,06
Firth, Scott	4	2010-13
Fish, Barry	1	1963
Fisher, Jeff	1	1985

Fisher, Leo	3	1943,47,48
Fitzsimmons, Pat	3	1973-75
Fleming, Ray	2	1946,47
Fletcher, Jake	1	2011
Foley, Bill	3	1975-77
Folger, Al	3	1936-38
Ford, Bill	2	1950,51
Fordham, Angus	2	1930,31
Foster, Chuck	2	1990,91
Fox, R.H.	1	1938
Frank, Kyle	4	1999,01-03
Frantz, Tim	1	1995
Frazier, Ron	3	1988-90
Frederick, Alex	3	2009-11
Freeman, Eddis	1	1945
Freeman, Mike	3	2008-10
Freeman, Todd	1	1978
Fulton, Jay	2	1983,84

G		
Player	VL	Year(s)
Gaddis, Bob	2	1948,49
Gaddis, C.J.	1	2004
Gaines, Roger	3	1952,53,55
Gallagher, Glenn	2	1980,81
Galloway, Paul	4	1993-96
Gambrell, Sam	1	1957
Garrison, Dave	1	1956
Gerhardt, Rusty	4	1969-72
Gibson, Maleekee	3	2013,15,16
Gibson, Nelson	3	1966-68
Gilbert, Jeff	3	1981-83
Gillespie, Frank	4	1943,47,49
Gilliam, Ryley	3	2016-18
Glaser, Nick	2	2000,01
Gobin, Bo	1	2018
Good, Jay	3	1941-43
Goren, Mike	1	2016
Gossett, Daniel	3	2012-14
Graham, Lindsay	4	1970-73
Green, Steve	1	1985
Green, Zane	4	2001-04
Greene, Jordan	3	2016-18
Greene, Khalil	4	1999-02
Griffith, Owen	2	2017,18
Griffith, William	4	1947-50
Grogan, R.L.	1	1946
Guin, Greg	3	1979-81
Gullickson, Craig	2	2008,09

H		
Player	VL	Year(s)
Hackett, Roger	1	1982
Hackle, Trent	2	1991,92
Hahn, Jeff	4	2002-05
Hair, Billy	1	1951
Hall, Ben	2	2005,06
Hall, Charlie	1	1952
Hall, Sam	1	2018
Hamilton, Hines	1	1948
Hamilton, Lin	4	1971-74
Hampton, Mike	2	1993,94
Harbeson, Gene	3	1961-63
Harbin, Taylor	3	2005-07
Harman, Casey	3	2008-10
Harrelson, Paul	4	2000-03
Harris, Jason	2	1998,99
Harrison, Donovan	1	1998
Harrison, Robert	1	1955
Harvey, Kris	3	2003-05
Haselden, David	4	2009-12
Hauser, Scott	3	1995-97
Hawkins, Justin	1	2018
Hawkins, Ty	1	1987
Haynes, Richard	4	1971-74
Hazle, Jim	1	1947
Hazle, Joe	1	1947
Heap, Edward	3	1934,36,37
Heck, Chris	1	1999
Heffernan, Bert	4	1985-88
Helms, Garry	1	1967
Hendley, Bailey	3	1958-60
Hendley, Dick	3	1949-51
Hendricks, Pete	2	1971,72
Hendrix, W.C.	1	1937
Hennessy, Jacob	2	2017,18
Henrich, Matt	3	1999,01,02
Herring, James	2	1942,43
Hess, David	1	1982

Hester, Ricky	2	1982,83
Hewitt, Batson	2	1929,30
Heyward, Robert	3	1936-38
Hicks, J.C.	2	1951,52
Higginbotham, Jake	2	2016,18
Hilderbrand, Nolten	2	1952,54
Hines, J.R.	1	1951
Hinson, John	3	2008,10,11
Hinson, Randy	3	1934-36
Hinson, Ryan	4	2006-09
Hoffman, Doug	3	1957-59
Hoffman, Gordon	1	1930
Hoffman, John	2	1931,32
Hogan, Doug	4	2005-08
Hogan, Patrick	4	2001-04
Holland, Eddie	3	1968-70
Holliday, Winston	3	1940-42
Holstad, Brian	4	1997-00
Holtz, Mike	4	1991-94
Hood, H.R.	2	1933,35
Hoover, Alan	3	1976-78
Hoover, Donnie	2	1982,83
Horton, Frank	2	1939,40
Hourigan, Jeff	2	2002,03
Howard, Chris	2	2005,06
Hub, Ryan	4	2000,02-04
Hubbard, Bob	1	1957
Hudgins, Tom	3	1968-70
Huggins, Elmer	1	1960
Huggins, Mike	3	1986,87,89
Huggins, Ryne	1	2018
Hughes, Bob	4	1945,49-51
Hughes, Jerald	1	1972
Humphries, Leonard	3	1954-56
Hussey, Dick	1	1953

LETTERMEN

Kowitz, Brian	3	1988-90
Krall, Pat	3	2015-17
Krieger, Tyler	3	2013-15
Kuester, Steve	3	1968-70
Kyle, Kevin	1	2010

L		
Player	VL	Year(s)
LaBella, Barney	1	1975
Lakey, Ed	1	1958
Lam, Elmo	3	1961-63
Lamb, Will	3	2009-11
LaMura, B.J.	3	2000-02
Landers, Bill	1	1955
Landrum, Joe	2	1946,47
Lawton, John	1	1992
Laycock, Bobby	1	1983
LeCroy, Bradley	4	1997-00
LeCroy, Matthew	3	1995-97
Lee, Alex	2	2007,08
Lee, Harry	1	1935
Lee, Larry	2	1973,74
Leggett, Tanner	2	2005,06
Lemaster, Dave	4	1980-83
Leone, Dominic	3	2010-12
Lindsay, Herbert	1	1945
Livingston, Doug	2	1995,96
Lockhart, Mike	3	1989,91,92
Locklair, Pop	1	1941
Lodgek, Ed	1	1966
Lomax, Nicky	3	1961-63
Lombardi, Justin	1	1999
Long, Jake	2	2014,15
Looper, Tom	1	1946
Lovorn, Garrett	2	2014,16
Lowder, Clayton	2	1959,60
Lowell, Bob	3	1964,65,67
Lowery, Phillip	3	1986-88
Lumsden, Tyler	3	2002-04
Lynn, Dave	2	1960,61
Lynn, Kevin	2	2000,01
Lyon, Tommy	2	1962,63

M		
Player	VL	Year(s)
Macrina, Eric	4	1988-91
Magill, Richard	3	1928-30
Mahaffey, Clay	2	1928,29
Mahoney, Collin	3	2002-04
Mahoney, Mike	2	1975,81
Mahony, Bob	2	1975,76
Majkowski, Bo	1	2018
Malec, Mark	1	1975
Malkums, David	1	1977
Mallon, Tom	2	1983,84
Marchal, Doug	2	1986,87
Marr, Travis	1	2018
Marsella, Ben	2	1963,64
Marsh, Bill	1	1957
Martin, Alex	3	2006-08
Martin, Bill	3	1942,43,47
Martin, Glenn	2	1982,83
Martin, Lynn	1	1983
Martin, Walter	1	1928
Masone, Tony	2	1978,79
Mathews, Ray	4	1948-51
Matthews, Houston	2	1976,77
Matz, Brian	3	1994-96
Maze, Randy	4	1985-88
McCall, Jack	3	1964-66
McCall, Mike	1	1967
McCann, Brad	2	2003,04
McCleon, Dexter	2	1993,94
McCollom, Jim	4	1982-85
McCray, Ontrell	2	1996,97
McDaniel, Mark	1	1976
McDonald, Leon	2	1957,58
McGee, Joe	1	1946
McGibbon, Jon	4	2011-14
McKay, Ray	4	1948-51
McKinney, Clinton	2	2008,09
McLaurin, Charles	2	1951,52
McMakin, Lynwood	2	1946,47
McMillan, Raiford	1	1929
McMillon, Billy	3	1991-93
Meekins, Larry	2	1974,75
Melzer, Scott	3	1991-93
Meredith, Kier	1	2018
Meyer, Jonathan	4	2010-13

Milchin, Mike	3	1987-89
Miller, Bob	1	1933
Miller, Brad	3	2009-11
Miller, David	3	1993-95
Miller, Jeff	4	1990-93
Miller, Mitchell	1	2017
Miller, Ryan	2	2017,18
Miller, Seth	2	2001,02
Miller, Scott	2	1991,92
Mimms, Charlie	3	1942,43,46
Mitchell, D.J.	3	2006-08
Monahan, Shane	3	1993-95
Monin, Andy	4	1991-94
Moore, Gene	4	1946-49
Moore, Jack	1	1947
Moore, Joseph	1	1928
Moore, L.H.	1	1946
Moore, Ronnie	2	1964,65
Moorefield, Joseph	4	2010-13
Mork, Hoby	1	1993
Morris, Bobby	2	1953,54
Morris, Jeff	4	1990-93
Morris, Tim	1	2007
Morris, Wyman	3	1952-54
Morrow, Sam	1	1951
Moskos, Daniel	3	2005-07
Mottl, Ryan	4	1997-00
Mounce, Richard	1	2009
Moyer, Drew	2	2014,15
Munroe, Buddy	1	2007
Murphy, Brett	1	2003
Murr, Jack	1	1974
Murray, Joe	1	1952
Musselman, Ron	2	1976,77
Myers, Doby	1	1956
Myers, Pete	3	1965-67

N		
Player	VL	Year(s)
Nester, John	3	2008-10
Nilsson, Steve	3	1976-78
Nimmer, W.A.	1	1930
Nivens, H.B.	2	1929,30
Nixon, Buddy	2	1962,64
Norris, Bobby	1	1959
Northrup, Kevin	4	1989-92
Nystrom, Peter	1	1998

O		
Player	VL	Year(s)
Oakley, Frank	1	1963
O'Dell, Billy	3	1952-54
Ogburn, Mac	1	1962
Okey, Chris	3	2014-16
Olson, Dave	2	1961,62
O'Quinn, Jim	2	1955,56
Owen, Jim	2	1955,56
Owen, W.H.	1	1945
Owens, Jimmy	1	1964
Owens, Randy	1	1973

P		
Player	VL	Year(s)
Pack, Tommy	2	1964,66
Padgett, Matt	3	1996-98
Pagliei, Joe	1	1953
Papp, Andrew	1	2016
Paradis, Mike	3	1997-99
Parker, Ace	2	1940,41
Parker, Kyle	3	2008-10
Parker, Tim	3	1987,88,90
Parkins, R.A.	2	1931,32
Parmer, Bill	3	1965-67
Parrish, Scott	3	1981,83,84
Parsons, Jeff	1	1997
Pasqualini, Charlie	2	1960,61
Patterson, Choppy	1	1960
Pauling, Bob	3	1981,83,84
Paulsen, Ben	3	2007-09
Pavilack, Harry	2	1960,61
Pawlowski, John	3	1983-85
Pawlowski, John A.	3	1989-91
Pearman, Deas	1	1928
Pearman, Fred	2	1928,29
Peele, Tim	4	1988-91
Peltz, Pete	2	1977,78
Pennington, Clyde	1	1935
Phillips, Chad	4	1990-93
Pickens, Bob	1	1940

Pierce, Gene	3	2003-05
Pinder, Chase	3	2015-17
Player, W.W.	1	1929
Poe, Sam	2	1959,60
Pohl, Phil	4	2009-12
Pohle, Kevin	4	2011,12,14,15
Pomeranz, Mike	2	1987,88
Porter, Chuck	3	1974-76
Powers, Scott	3	1981,83,84
Priester, Buck	3	1930-32
Pritchard, Daniel	3	2003-05
Pritchett, Jesse	2	1936,37
Proctor, Landrum	3	1931-33
Prophet, Bill	4	1970-73
Proto, Mike	4	1998-01
Pruitt, June	1	1946
Pulaski, Mike	2	1973,74
Pumphrey, Ed	1	1964
Pyzik, Steve	4	2000-03

Q		
Player	VL	Year(s)
Qualters, Tommy	4	1975-78
Quinn, Andrew	1	1946
Quinn, Dewey	2	1946,47
Quinn, Winston	1	1946
Quintrell, Randy	4	1974-77

R		
Player	VL	Year(s)
Ramey, Endel	2	1930,31
Reader, D.J.	1	2013
Reames, Joe Don	1	1999
Reba, Steve	4	1999-02
Reese, Gerald	1	1960
Rentz, Luther	3	1942,43,47
Renwick, Adam	4	2015-18
Rhinehardt, James	1	1932
Rhodes, Rusty	2	1995,96
Rhue, Mike	1	1998
Rice, Tim	2	1983,84
Richard, Steve	1	2006
Richey, John	2	1935,36
Richey, R.M.	2	1933,34
Ricketts, Art	1	1961
Rigsby, Tim	2	1989,90
Riley, Ryan	1	2000
Riley, Stick	2	1945,46
Rivers, Ivey	2	1932,33
Roberson, Craig	4	1980-83
Robinson, Jerome	2	1995,96
Rohlman, Reed	3	2015-17
Rohrbaugh, Robert	3	2003-05
Roller, Jimmy	3	1959-61
Roper, Doug	3	1996,98,99
Ross, Jack	1	1946
Rowland, Joey	2	1986,87
Russ, Frank	4	1980-83
Russell, Don	3	1968-70
Russell, J.M.	1	1945
Ryan, Lanny	2	1960,62

S		
Player	VL	Year(s)
Sampson, Pete	1	1975
Sanders, Henry	1	1946
Sanders, Matt	2	2008,09
Sanders, Smiley	2	1972,73
Santangelo, Lou	1	2004
Santivasci, Jerome	4	1985,87-89
Sargent, Dick	2	1963,64
Sarratt, Justin	5	2007-11
Satterfield, Shawn	2	1992,93
Sauve, Jeff	4	1992-95
Saylor, Robby	2	1952,53
Schaus, Jeff	4	2008-11
Schmidt, Clate	4	2013-16
Schmidt, Jarrod	3	2000-02
Schmitt, Paul	3	1977-79
Schnabel, Brock	2	2007,08
Schnell, Alex	4	2015-18
Schnell, Kyle	1	2013
Schroeder, Bill	3	1977-79
Schroeder, Bryan	3	1994,95,97
Scott, Ray	2	1996,97
Seibert, Kurt	3	1974-76
Severs, Johnny	3	1969-71
Sexton, Jay	2	1980,81
Shaffer, Richie	3	2010-12

Sharman, Howard	2	1964,67
Sheaffer, Danny	1	1980
Shealy, Don	3	1955-57
Shealy, Lonnie	2	1954,55
Shepard, David	1	1996
Sherard, Hale	1	1947
Sheriff, Glenn	1	1956
Sherman, Joe	3	1932-34
Shore, Henry	3	1934-36
Shumake, Brooks	3	1982-84
Siepe, Jeff	1	1970
Simons, Neil	4	1977-80
Simpson, J.A.	1	1951
Singleton, Justin	3	1998-00
Sipp, Tony	1	2004
Slaton, Tyler	4	2012-15
Slevin, David	2	2002,03
Smith, Brodie	1	1994
Smith, Bryan	2	1981,82
Smith, Buster	3	1967-69
Smith, Dale	2	1964,65
Smith, Joe	1	1955
Smith, Jon	3	2000-02
Smith, Marquez	2	2006,07
Smith, Romaine	2	1930,31
Smith, Tad	2	1990,91
Smith, Tommy	1	1985
Snipes, G.L.	2	1938,39
Snyder, Brian	3	1977-79
Spears, Derek	2	1984,85
Spiers, Bill	3	1985-87
Spiers, Bud	3	1957-59
Spiers, Carson	2	2017,18
Spiers, Michael	4	1988-91
Spires, Adam	1	1997
Sprouse, Dave	2	1959,60
Squires, Bob	1	1984
Stanley, Henri	4	1997-00
Steele, Bill	3	1985-87
Stefan, Todd	4	1988-91
Steward, Randy	1	1971
Stidham, Ryan	1	1991
Stolz, Jason	4	2009-12
Stone, Casey	4	1998-01
Stone, George	2	1984,85
Stoneburner, Graham	2	2008,09
Storror, Travis	3	2004-06
Stowe, Harold	3	1957-59
Strider, Spencer	1	2018
Stroud, Dan	2	1947,49
Sturgeon, Chris	1	1993
Suggs, Dick	1	1959
Sullivan, Hank	1	1943
Sullivan, Mike	3	1977-79
Surber, Jon	1	2011
Sutton, George	3	1964-66
Swails, Armstrong	2	1934,35
Swanner, Jamie	1	1983
Swetenburg, Dick	4	1953-56

T		
Player	VL	Year(s)
Taulbee, Andy	3	1992-94
Taylor, Joe	2	1992,93
Taylor, Joey	2	1961,62
Templeton, Jim	1	1957
Teodosio, Bryce	1	2018
Terrill, Brett	2	1974,75
Teufel, Tim	2	1979,80
Thompson, Tommy	2	1985,86
Thraikill, Josh	3	2007,09,10
Threadgill, Henry	4	1986-89
Timmerman, J.A.	1	1945
Toney, Wales	1	2014
Toth, Bill	2	1955,56
Towns, Andrew	1	2016
Trapp, Billy	3	1978-80
Triller, Mike	4	2013-16
Triplett, Russell	4	2001-04
Tripp, David	3	1988-90
Trolia, Aaron	1	2003
Troutman, John	2	1934,35
Truluck, John	2	1939,40
Tucker, Steve	4	1973-76
Tyler, H.H.	1	1945

U		
Player	VL	Year(s)
Ulmer, Reed	1	1948

Ulnick, Burton	1	1945
Underwood, J.F.	1	1936
Urrico, Anthony	1	2001

V		
Player	VL	Year(s)
Valiente, Roberto	2	2002,03
Van Dyke, Steve	4	1980-83
Van Horn, Hunter	1	2015
Van Volkenburg, Dave	4	1969-72
Vaughn, Matt	4	2006-09
Verner, A.C.	1	1937
Veronee, Jack	1	1961
Vessell, Jeff	1	1999
Vetzel, Taylor	1	2015
Vincent, Damon	2	1961,62
Vining, Ken	3	1994-96

W		
Player	VL	Year(s)
Waldrop, Kenny	1	1966
Walker, Adam	1	2003
Walling, Denny	1	1975
Ward, Adam	3	2007-09
Ward, Mike	2	1969,70
Ward, Ryan	2	1995,96
Waters, Keith	3	1966-68
Watkins, G.L.	1	1951
Watson, Charlie	3	1965-67
Watson, Mark	2	1994,95
Watson, Nat	3	1929-31
Watson, Reed	2	1966,68
Weatherly, Sam	1	2018
Weeks, Calvin	4	1969-72
Weems, Billy	4	1977-80
Weismann, Scott	3	2009-11
Welch, Scott	2	1986,87
Werner, Brian	1	1996
Wharton, Drew	4	2015-18
Whitaker, Oliver	4	1984-87
White, Craig	4	1969-71,73
White, Eli	3	2014-16
White, Matt	3	1996-98
Whitfield, Larry	1	1967
Whitfield, Mike	2	1968,69
Widmann, Stan	4	2005-08
Wiles, Lee	2	1982,83,88
Wilkinson, Steve	4	2011-14
Wilkie, Kyle	2	2017,18
Williams, Chris	3	2016-18
Williams, David	1	2005
Williams, Keith	2	1991,92
Williams, Ray	4	1984-87
Williams, Rodney	3	1993,95,96
Williams, Steve	4	1984-87
Williams, Walter	1	1928
Wilson, Larry	3	1956-58
Wilson, Mitch	2	1983,84
Wilson, Rick	1	1971
Wilson, Weston	3	2014-16
Winchester, Scott	3	1993-95
Wingo, Billy	4	1974-77
Wisniewski, Gene	2	1977,78
Woessner, Dave	3	1977-79
Woodruff, Foggy	1	1930
Wrenn, David	1	1965
Wright, Charlie	2	1942,43
Wyatt, Steve	3	1974-76

YEAR-BY-YEAR STARTING LINEUPS

1896 (0-2 OVERALL) - NA

1897 - NO TEAM

1898 (2-4 OVERALL)

Pos.	Starter	Cl.
C	Thomas Shaw	Fr.
1B	Harry Gray	So.
2B	M.N. Hunter	Fr.
SS	Columbus Mauldin	So.
3B	J.W. Odiorne	Fr.
LF	J.C. Wertz	Fr.
CF	J.M. Blain	Sr.
RF	L. Boykin	So.

Pos.	Starter	Cl.	W-L
P	John McMakin	Fr.	1-4

1899 (4-3 OVERALL)

Pos.	Starter	Cl.
C	Thomas Shaw	Fr.
1B	Harry Gray	Jr.
2B	M.N. Hunter	So.
SS	Columbus Mauldin	Jr.
3B	J.W. Odiorne	So.
LF	A.B. Cole	So.
CF	T.P. Rutledge	So.
RF	J.F. Lanham	So.

Pos.	Starter	Cl.	W-L
P	John McMakin	So.	4-3

1900 (8-2 OVERALL)

Pos.	Starter	Cl.
C	J.F. Lanham	Jr.
1B	Harry Gray	Sr.
2B	M.N. Hunter	Jr.
SS	Greaton Bamberg	So.
3B	J.D. Hughey	So.
LF	T.N. Gaines	So.
CF	Columbus Mauldin	Sr.
RF	G.R. Barksdale	Fr.

Pos.	Starter	Cl.	W-L
P	John McMakin	Jr.	7-1
P	Walt Coles	So.	1-1

1901 (10-2-1 OVERALL)

Pos.	Starter	Cl.
C	G.R. Barksdale	So.
1B	J.D. Hughey	So.
2B	M.N. Hunter	Sr.
SS	F.R. Dingle	Fr.
3B	Fred Pearman	Jr.
LF	Walt Coles	Jr.
CF	Greaton Bamberg	Jr.
RF	Bill Chisolm	So.

Pos.	Starter	Cl.	W-L
P	Vet Sitton	So.	5-2
P	John McMakin	Sr.	3-0
P	Walt Coles	Jr.	2-0

1902 (9-3 OVERALL)

Pos.	Starter	Cl.
C	John Maxwell	So.
1B	Thomas Shaw	Sr.
2B	Bill Chisolm	Jr.
SS	J.H. Rodgers	Fr.
3B	Fred Pearman	Sr.
LF	Walt Coles	Sr.
CF	G.R. Barksdale	Jr.
RF	J.W. Gantt	Sr.

Pos.	Starter	Cl.	W-L
P	Vet Sitton	Jr.	7-2
P	J.W. Gantt	Sr.	1-0
P	Walt Coles	Sr.	1-1

1903 (9-1 OVERALL)

Pos.	Starter	Cl.
C	John Maxwell	Jr.
1B	L.S. Wood	So.
2B	John Caldwell	So.
SS	John Coggins	So.
3B	J.H. Rodgers	So.
LF	Bill Chisolm	Sr.
CF	J. Dendy	Fr.
RF	Joel Wier	Jr.

Pos.	Starter	Cl.	W-L
P	Vet Sitton	Sr.	6-0
P	J. Dendy	Fr.	3-1

1904 (8-5-1 OVERALL)

Pos.	Starter	Cl.
C	John Maxwell	Sr.
1B	O. McKinney	Fr.
2B	John Caldwell	Jr.
SS	John Coggins	Jr.
3B	J.H. Rodgers	Jr.
LF	H.B. Ellis	Fr.
CF	J. Dendy	So.
RF	Joel Wier	Sr.

Pos.	Starter	Cl.	W-L
P	J. Dendy	So.	5-3
P	Phillip Sitton	So.	3-2

1905 (6-8-1 OVERALL)

Pos.	Starter	Cl.
C	Titus Bissel	So.
1B	Gil Ellison	Jr.
2B	Thomas Robertson	So.
SS	John Goggans	Sr.
3B	J.G. Holland	So.
LF	Orville Bissel	So.
CF	J.H. Gibbes	Fr.
RF	J.H. Barksdale	Jr.

Pos.	Starter	Cl.	W-L
P	A.B. Means	Fr.	2-0
P	W.E. Cheatham	Fr.	2-3
P	F.M. Routh	Jr.	2-5

1906 (6-10-1 OVERALL)

Pos.	Starter	Cl.
C	Titus Bissell	Jr.
1B	Gil Ellison	Sr.
2B	Thomas Robertson	Jr.
SS	A.S. Goss	Fr.
3B	Thomas Ellison	Sr.
LF	C.A. McFadden	Fr.
CF	Arthur Lee	So.
RF	Henry Lykes	Jr.

Pos.	Starter	Cl.	W-L
P	J.W. Waldrop	Fr.	3-4
P	Jennings Gelzer	Sr.	2-3
P	W.E. Cheatham	So.	1-3

1907 (9-7-1 OVERALL)

Pos.	Starter	Cl.
C	Titus Bissell	Sr.
1B	Striker Coles	So.
2B	Arthur Lee	Jr.
SS	Thomas Robertson	Sr.
3B	Paul Bissell	Fr.
LF	Orville Bissell	Sr.
CF	J.H. Barksdale	Sr.
RF	Henry Lykes	Sr.

Pos.	Starter	Cl.	W-L
P	C.B. Farmer	Fr.	5-3
P	Thomas Robertson	Sr.	3-1
P	C.W. Wannamaker	Sr.	1-2

1908 (6-11 OVERALL)

Pos.	Starter	Cl.
C	J.M. Wylie	Jr.
1B	Striker Coles	Jr.
2B	James Kirby	So.
SS	L.J. Goodman	Fr.
3B	Paul Bissell	So.
LF	J.E. Brown	So.
CF	Arthur Lee	Sr.
RF	J.F. Sherard	Fr.

Pos.	Starter	Cl.	W-L
P	L.S. Stokes	Fr.	2-1
P	Eugene Wood	Jr.	2-1
P	C.B. Farmer	So.	1-6

1909 (10-12 OVERALL)

Pos.	Starter	Cl.
C	Bill Connelly	So.
1B	Robert Henderson	Jr.
2B	James Kirby	Jr.
SS	L.J. Goodman	So.
3B	Striker Coles	Sr.
LF	J.F. Sherard	So.
CF	T.A. Jeffords	So.
RF	J.T. Cochran	Fr.

Pos.	Starter	Cl.	W-L
P	Eugene Wood	Sr.	5-6
P	J.W. Waldrop	So.	2-1
P	H.F. Rivers	Fr.	2-3

1910 (10-11 OVERALL)

Pos.	Starter	Cl.
C	Stark Sullivan	Sr.
1B	Robert Henderson	Sr.
2B	James Kirby	Sr.
SS	S.Y. Tupper	Fr.
3B	Fred McCown	Jr.
LF	Bill Connelly	Jr.
CF	H.F. Rivers	So.
RF	J.T. Cochran	So.

Pos.	Starter	Cl.	W-L
P	H.F. Rivers	So.	4-0
P	Fred Schroeder	So.	2-2
P	George Lachicotte	Jr.	1-6

1911 (13-10 OVERALL)

Pos.	Starter	Cl.
C	Joel Bates	Jr.
1B	H.M. Thomas	Fr.
2B	G.D. Harris	Fr.
SS	S.Y. Tupper	So.
3B	Fred McCown	Sr.
LF	Bill Connelly	Sr.
CF	H.F. Rivers	Jr.
RF	J.T. Cochran	Jr.

Pos.	Starter	Cl.	W-L
P	Doc Ezell	So.	5-3
P	George Lachicotte	Sr.	5-3
P	Fred Schroeder	Jr.	3-2

1912 (11-6 OVERALL)

Pos.	Starter	Cl.	BA
C	G.W. Yeargin	Fr.	.226
1B	H.M. Thomas	So.	.175
2B	James Hiers	Jr.	.290
SS	Ralph Cureton	Fr.	.222
3B	Marion Coles	Jr.	.222
LF	Fred Schroeder	Sr.	.182
CF	H.F. Rivers	Sr.	.258
RF	James Martin	Sr.	.300

Pos.	Starter	Cl.	W-L
P	Doc Ezell	Jr.	7-3
P	James Martin	Sr.	2-1
P	Fred Schroeder	Sr.	2-1

1913 (13-5 OVERALL)

Pos.	Starter	Cl.	BA
C	George Browne	Jr.	.196
1B	Clare Webb	So.	.288
2B	Sam Hutto	So.	.364
SS	Ralph Cureton	So.	.395
3B	Marion Coles	Sr.	.186
LF	C.L. Walker	Fr.	.261
CF	James Hiers	Sr.	.250
RF	Leland Tarrant	So.	.281

Pos.	Starter	Cl.	W-L
P	Doc Ezell	Sr.	9-2
P	Carroll Anderson	Fr.	4-3

1914 (16-6 OVERALL)

Pos.	Starter	Cl.	BA
C	George Browne	Sr.	.250
1B	Claire Webb	Jr.	.366
2B	Sam Hutto	Jr.	.242
SS	Ralph Cureton	Jr.	.396
3B	Harry Parker	Sr.	.280
LF	Claude Iler	Jr.	.238
CF	Leland Tarrant	Jr.	.254
RF	Bill Harris	Fr.	.288

Pos.	Starter	Cl.	W-L
P	A.B. Schachte	So.	7-2
P	C.J. Gauden	Fr.	7-3

1915 (13-7 OVERALL)

Pos.	Starter	Cl.	BA
C	Bill Harris	So.	.269
1B	Lucius James	Fr.	.203
2B	Charles Major	Jr.	.203
SS	Ralph Cureton	Sr.	.458
3B	Norm McMillan	Jr.	.342
LF	Leland Tarrant	Sr.	.224
CF	Claude Iler	Sr.	.345
RF	Carroll Anderson	Jr.	.333

Pos.	Starter	Cl.	W-L
P	A.B. Schachte	So.	4-4
P	Robert Thornton	Sr.	3-2
P	Stephen Richards	Sr.	2-1

1916 (13-11-1 OVERALL)

Pos.	Starter	Cl.
C	Bill Harris	Jr.
1B	Lucius James	So.
2B	Charles Major	Sr.
SS	Norm McMillan	Sr.
3B	James Parker	Jr.
LF	Everett Woods	Sr.
CF	Vic Martin	Fr.
RF	Carroll Anderson	Sr.

Pos.	Starter	Cl.	W-L
P	Carroll Anderson	Sr.	5-3
P	Elmer Long	Jr.	5-4
P	Adam Richards	Jr.	3-2

1917 (13-13 OVERALL)

Pos.	Starter	Cl.	BA
C	Bill Harris	Sr.	.329
1B	Lucius James	Jr.	.231
2B	A.M. Dorn	So.	.255
	Sam Peters	Jr.	.108
SS	James Parker	Sr.	.333
3B	Emmett Jordan	So.	.163
LF	Albert McMeekin	Jr.	.200
CF	Walter Herron	Sr.	.158
RF	James Gee	Sr.	.247

Pos.	Starter	Cl.	W-L
P	A.B. Chapman	Fr.	4-3
P	Adam Richards	Sr.	4-4
P	Elmer Long	Sr.	3-6

YEAR-BY-YEAR STARTING LINEUPS

1918 (11-6 OVERALL)

Pos.	Starter	Cl.
C	Stumpy Banks	Jr.
1B	Lucius James	Sr.
2B	L.P. Thackston	Jr.
SS	Emmett Jordan	Jr.
3B	Lorenzo Harris	Fr.
LF	Gene Richbourg	So.
CF	Albert McMeekin	Sr.
RF	James Bankhead	Jr.

Pos.	Starter	Cl.	W-L
P	Gillespie Thrower	Jr.	5-2
P	R.E. Atkinson	Fr.	4-3
P	Floyd Garrison	So.	1-1

1919 (6-15-1 OVERALL)

Pos.	Starter	Cl.	BA
C	Stumpy Banks	Sr.	.234
1B	James Bankhead	Fr.	.299
2B	Wade Woodward	Sr.	.140
SS	Emmett Jordan	Sr.	.228
3B	Lorenzo Harris	So.	.154
LF	Gene Richbourg	Jr.	.255
CF	O.S. Poe	Fr.	.260
RF	R.E. Atkinson	So.	.384

Pos.	Starter	Cl.	W-L
P	Gillespie Thrower	Sr.	4-6
P	Wilbur Boozier	Fr.	1-2
P	R.E. Atkinson	So.	1-4

1920 (4-15 OVERALL)

Pos.	Starter	Cl.	S	PS	BA
C	W.M. Hagood	So.	19	19	.031
1B	Sam Boone	So.	14	14	.116
2B	Wade Woodard	So.	14	14	.178
SS	G.W. Hartzel	So.	14	14	.298
3B	Lorenzo Harris	Jr.	19	19	.232
LF	Gene Richbourg	Sr.	15	10	.333
CF	Nathan Salley	So.	19	15	.256
RF	Clarence Owens	Jr.	16	16	.177

Pos.	Starter	Cl.	S	W-L
P	James Owens	Jr.	7	2-5
P	Wilbur Boozier	So.	7	1-6
P	John Sweedenberg	So.	3	1-2

1921 (5-14 OVERALL)

Pos.	Starter	Cl.
C	D. McPherson	Fr.
1B	Sam Boone	Jr.
2B	Wade Woodard	Jr.
SS	Thomas Crosland	Jr.
3B	Jones	So.
LF	Reese Herron	Jr.
CF	Nathan Salley	Jr.
RF	Clarence Owens	Sr.

Pos.	Starter	Cl.	S	W-L
P	Wilbur Boozier	Jr.	9	3-6
P	Edward Davis	So.	7	1-6

1922 (10-8 OVERALL)

Pos.	Starter	Cl.	S	PS	BA
C	Sam Boone	Sr.	9	9	.095
1B	B.R. Turnipseed	Fr.	18	18	.271
2B	Wade Woodward	Sr.	18	18	.196
SS	Nathan Salley	Sr.	18	18	.240
3B	Bill Murr	Fr.	18	18	.196
LF	Reese Herron	Sr.	18	18	.317
CF	Jim Gibson	Sr.	16	16	.115
RF	T.J. Reames	Jr.	18	18	.241

Pos.	Starter	Cl.	S	W-L
P	John Swetenburg	Sr.	7	3-2
P	Flint Rhem	So.	7	3-4
P	Edward Davis	Jr.	2	2-0
P	Wilbur Boozier	Sr.	2	2-2

1923 (13-8-1 OVERALL)

Pos.	Starter	Cl.	S	PS	BA
C	Julian Keel	So.	15	15	.165
1B	Bill Murr	So.	15	15	.195
2B	James Richards	Sr.	22	22	.236
SS	George Cox	So.	22	22	.276
3B	Lucas Melton	So.	20	20	.257
LF	Sam Harmon	So.	15	15	.158
CF	T.J. Reames	Sr.	22	21	.387
RF	Charles Vincent	Sr.	22	21	.162

Pos.	Starter	Cl.	S	W-L
P	Flint Rhem	Jr.	10	7-2
P	Ralph Gibson	So.	7	5-3
P	John Crosland	Sr.	3	1-2

1924 (6-10 OVERALL)

Pos.	Starter	Cl.	S	PS	BA
C	Julian Keel	Jr.	9	9	.272
1B	Bill Murr	Jr.	16	14	.274
2B	R.L. Ziegler	Jr.	10	10	.154
SS	George Cox	Jr.	16	16	.250
3B	Lucus Melton	Jr.	16	14	.221
LF	J.C. Felder	So.	12	12	.143
CF	Sam Harmon	Jr.	16	14	.274
RF	Luke J. Salley	So.	14	10	.167

Pos.	Starter	Cl.	S	W-L
P	Charlie Garrison	Sr.	7	2-5
P	George Smith	So.	5	3-2
P	Sam Harmon	Jr.	2	1-1

1925 (11-14 OVERALL)

Pos.	Starter	Cl.	S	PS	BA
C	Clarence McGill	Jr.	15	15	.243
1B	Bill Murr	Sr.	22	21	.305
2B	James Herron	So.	25	25	.263
SS	George Price	Sr.	25	25	.253
3B	Luke J. Salley	Jr.	17	16	.271
LF	James Milling	So.	17	15	.232
CF	Sam Harmon	Sr.	22	15	.253
RF	Robert Jones	So.	17	15	.196

Pos.	Starter	Cl.	S	W-L
P	George Smith	Jr.	8	5-4
P	Sam Harmon	Sr.	5	2-3
P	I.W. Chappell	Sr.	4	2-2
P	W.T. Martin	So.	4	1-4

1926 (8-11 OVERALL)

Pos.	Starter	Cl.	S	PS	BA
C	Clarence McGill	Sr.	19	19	.300
1B	Henry Eskew	So.	14	12	.327
2B	William Hudgens	So.	19	18	.305
SS	George Dunlap	So.	19	17	.300
3B	William Abbott	So.	15	14	.250
LF	James Milling	Jr.	16	10	.327
CF	Joseph Moore	So.	18	18	.247
RF	Walter Martin	So.	12	11	.254

Pos.	Starter	Cl.	S	W-L
P	George Smith	Sr.	5	3-2
P	J.T. Long	So.	5	2-4
P	Charles Bryan	So.	4	1-3

1927 (11-13-1 OVERALL)

Pos.	Starter	Cl.	S	PS	BA
C	Fred Pearman	Jr.	24	24	.235
1B	Henry Eskew	Jr.	22	22	.200
2B	William Hudgens	Jr.	24	24	.187
SS	George Dunlap	Jr.	24	24	.337
3B	James Herron	Sr.	24	24	.197
LF	E.W. Sexton	So.	24	21	.247
CF	Joseph Moore	Jr.	24	24	.177
RF	Walter Martin	Jr.	11	11	.135

Pos.	Starter	Cl.	S	W-L
P	J.R. Gibson	So.	10	6-4
P	Thomas Martin	Jr.	4	1-3
P	Charles Bryan	Jr.	3	1-2

1928 (12-9-2 OVERALL)

Pos.	Starter	Cl.	S	PS	BA
C	Fred Pearman	Sr.	21	19	.207
1B	Richard Magill	So.	23	23	.316
2B	Michael Ziegler	So.	23	23	.293
SS	George Dunlap	Sr.	23	12	.312
3B	Robert McCarley	So.	23	23	.280
LF	Henry Eskew	Sr.	23	22	.309
CF	Joseph Moore	Sr.	23	23	.240
RF	Walter Williams	Sr.	23	21	.348

Pos.	Starter	Cl.	S	W-L
P	Clay Mahaffey	Jr.	8	2-2
P	Deas Pearman	Jr.	7	4-4
P	Charles Bryan	Sr.	3	1-2
P	Lawrence Chamblee	So.	3	2-1

1929 (15-11-1 OVERALL)

Pos.	Starter	Cl.	S	PS	BA
C	Raiford McMillan	Sr.	14	14	.250
1B	Nat Watson	So.	24	24	.207
2B	Batson Hewitt	Jr.	18	18	.284
SS	Johnny Justus	So.	27	27	.260
3B	Robert McCarley	Jr.	21	21	.194
LF	James Cook	Jr.	24	17	.259
CF	Michael Ziegler	Jr.	26	24	.271
RF	Richard Magill	Jr.	27	24	.258

Pos.	Starter	Cl.	S	W-L
P	J.E. Query	So.	7	6-1
P	Clay Mahaffey	Sr.	7	4-3
P	Lawrence Chamblee	Jr.	7	2-5

1930 (9-14 OVERALL)

Pos.	Starter	Cl.	S	PS	BA
C	Angus Fordham	So.	14	14	.249
1B	Nat Watson	Jr.	21	21	.205
2B	Batson Hewitt	Sr.	23	23	.348
SS	Joseph Gibson	Jr.	12	12	.293
3B	Richard Magill	Sr.	23	23	.333
LF	Buck Priester	So.	11	6	.220
CF	Michael Ziegler	Sr.	22	22	.209
RF	Endel Ramey	Jr.	18	9	.292

Pos.	Starter	Cl.	S	W-L
P	H.B. Nivens	So.	7	4-3
P	W.A. Nimmer	Fr.	6	2-5
P	Gordon Hoffman	Jr.	5	2-2

1931 (6-2 OVERALL)

Pos.	Starter	Cl.	S	PS	BA
C	Landrum Proctor	So.	5	5	.294
1B	Nat Watson	Sr.	8	8	.450
2B	J.D. Joye	So.	7	7	.167
SS	Romaine Smith	Jr.	5	5	.000
3B	John Hoffman	Jr.	8	8	.250
LF	Endel Ramey	Sr.	8	8	.179
CF	Buck Priester	Jr.	8	8	.423
RF	Raymond Parkins	Jr.	8	8	.138

Pos.	Starter	Cl.	S	W-L
P	J.H. Davis	Fr.	3	2-1
P	J.B. Decker	So.	3	2-1
P	E.J. Crook	Fr.	1	1-0
P	Gordon Hoffman	Sr.	1	1-0

1932 (14-6 OVERALL)

Pos.	Starter	Cl.	S	PS	BA
C	Landrum Proctor	Jr.	20	20	.351
1B	James Rhinehardt	Sr.	20	20	.280
2B	H.H. Kearse	Jr.	19	19	.299
SS	Harry Gibson	Sr.	18	18	.205
3B	John Hoffman	Sr.	20	20	.224
LF	Buck Priester	Sr.	14	14	.400
CF	Harold Clark	Jr.	15	15	.329
RF	Raymond Parkins	Sr.	16	16	.341

Pos.	Starter	Cl.	S	W-L
P	Wyatt Burgess	Jr.	9	9-2
P	Ivey Rivers	Jr.	7	1-3
P	Harold Clark	Sr.	3	4-0

1933 (10-10 OVERALL)

Pos.	Starter	Cl.	S	PS	BA
C	Landrum Proctor	Sr.	20	20	.241
1B	Bob Miller	Sr.	20	19	.291
2B	John Richey	Fr.	16	16	.302
SS	Joe Sherman	Jr.	20	18	.291
3B	H.R. Hood	So.	16	16	.172
LF	Richard Cole	So.	8	6	.291
CF	Harold Clark	Sr.	19	19	.317
RF	Clarence Chavous	So.	15	13	.375

Pos.	Starter	Cl.	S	W-L
P	Wyatt Burgess	Sr.	10	4-5
P	Ivey Rivers	Sr.	5	3-3
P	J.H. Davis	Jr.	4	3-2

1934 (8-8-1 OVERALL)

Pos.	Starter	Cl.	S	PS	BA
C	Clarence Chavous	Jr.	17	13	.290
1B	John Troutman	So.	17	17	.176
2B	John Richey	So.	15	9	.217
SS	Joe Sherman	Sr.	13	13	.302
3B	Joe Cathcart	Jr.	13	13	.130
LF	Henry Shore	So.	15	15	.224
CF	Randy Hinson	So.	17	17	.313
RF	W.S. Durham	So.	16	9	.292

Pos.	Starter	Cl.	S	W-L
P	Billy Croxton	So.	7	5-2
P	Armstrong Swails	Jr.	5	3-2
P	Edward Heap	So.	5	0-3

1935 (16-7-1 OVERALL)

Pos.	Starter	Cl.	S	PS	BA
C	Harry Lee	So.	24	24	.296
1B	John Troutman	Jr.	24	24	.262
2B	W.S. Durham	Jr.	24	20	.289
SS	John Richey	Jr.	24	24	.168
3B	R.D. Simpson	So.	14	14	.200
LF	Henry Shore	Jr.	24	24	.237
CF	Randy Hinson	Jr.	24	24	.250
RF	Clarence Chavous	Sr.	17	17	.208

Pos.	Starter	Cl.	S	W-L
P	Armstrong Swails	Sr.	10	7-3
P	Billy Croxton	Jr.	9	5-3
P	W.S. Durham	Jr.	4	3-1

1936 (6-11 OVERALL)

Pos.	Starter	Cl.	S	PS	BA
C	John Richey	Sr.	15	10	.125
1B	Jesse Pritchett	So.	16	16	.263
2B	M.I. Courtney	So.	12	12	.116
SS	Al Folger	So.	15	13	.207
3B	Teddy Boselli	So.	15	11	.200
LF	Henry Shore	Sr.	17	13	.229
CF	Randy Hinson	Sr.	17	17	.246
RF	Robert Heyward	So.	17	8	.203

Pos.	Starter	Cl.	S	W-L
P	Edward Heap	Jr.	7	3-4
P	J.F. Underwood	So.	5	2-3
P	Billy Croxton	Sr.	3	0-3

1937 (7-12 OVERALL)

<

YEAR-BY-YEAR STARTING LINEUPS

1938 (6-12 OVERALL)

Pos.	Starter	Cl.	S	PS	BA
C	Tom Bell	Jr.	9	9	.139
1B	R.H. Fox	So.	13	13	.304
2B	Jim Edwards	So.	16	16	.213
SS	Al Folger	Sr.	18	18	.281
3B	Teddy Boselli	Jr.	17	16	.261
LF	Gilmer Snipes	So.	12	10	.105
CF	Robert Heyward	Sr.	18	12	.239
RF	Ralph Crosby	Sr.	14	11	.280

Pos.	Starter	Cl.	S	W-L
P	George Brodie	Jr.	6	1-5
P	Ray Coker	Jr.	3	4-1
P	C.A. Goins	Jr.	3	0-2

1939 (10-7 OVERALL)

Pos.	Starter	Cl.	S	PS	BA
C	George Coakley	So.	14	14	.196
1B	Dude Buchanan	So.	17	17	.344
2B	Frank Horton	So.	14	14	.184
SS	Teddy Boselli	Sr.	17	17	.273
3B	Ed Irick	So.	17	17	.358
LF	George Brodie	Sr.	15	12	.308
CF	Francis Coakley	So.	17	17	.305
RF	James Trulock	Jr.	9	9	.355

Pos.	Starter	Cl.	S	W-L
P	Ray Coker	Sr.	9	6-2
P	Clyde Dobson	So.	4	2-2
P	George Brodie	Sr.	3	2-2

1940 (12-2-2 OVERALL)

Pos.	Starter	Cl.	S	PS	BA
C	Ace Parker	So.	16	16	.196
1B	Dude Buchanan	Jr.	16	16	.364
2B	Frank Horton	Jr.	10	10	.321
SS	George Coakley	Jr.	15	11	.224
3B	Ed Irick	Jr.	16	16	.259
LF	Joe Blalock	So.	11	11	.256
CF	Francis Coakley	Jr.	15	15	.391
RF	Charlie Bickley	Jr.	15	14	.356

Pos.	Starter	Cl.	S	W-L
P	Winston Holliday	So.	8	7-1
P	Herb Jessen	So.	4	4-0

1941 (10-6 OVERALL)

Pos.	Starter	Cl.	S	PS	BA
C	Ace Parker	Jr.	12	12	.311
1B	Dude Buchanan	Sr.	16	12	.485
2B	Jay Good	So.	14	14	.208
SS	Bob Berry	So.	13	13	.360
3B	Ed Irick	Sr.	13	12	.241
LF	Joe Blalock	Jr.	16	8	.288
CF	Francis Coakley	Sr.	8	8	.314
RF	Charlie Bickley	Sr.	15	15	.185

Pos.	Starter	Cl.	S	W-L
P	Winston Holliday	Jr.	6	5-2
P	Dude Buchanan	Sr.	4	3-1
P	Joe Blalock	So.	4	2-2

1942 (8-8 OVERALL)

Pos.	Starter	Cl.	S	PS	BA
C	Larry Coker	Sr.	10	9	.214
1B	Herb Jessen	Jr.	15	7	.324
2B	Jay Good	Jr.	14	8	.228
SS	Bob Berry	Jr.	14	14	.350
3B	Charlie Mimms	So.	11	8	.385
LF	Joe Blalock	Sr.	14	8	.350
CF	Don Belk	Jr.	15	14	.344
RF	Homer Coker	Jr.	10	9	.214

Pos.	Starter	Cl.	S	W-L
P	Winston Holliday	Sr.	6	4-1
P	Joe Blalock	Sr.	3	2-1
P	Bill Martin	So.	3	1-2

1943 (12-3 OVERALL)

Pos.	Starter	Cl.	S	PS	BA
C	Hank Sullivan	Fr.	15	15	.400
1B	Frank Gillespie	Fr.	15	15	.311
2B	Leo Fisher	So.	11	11	.278
SS	Bob Berry	Sr.	9	9	.400
3B	Jay Good	Sr.	15	15	.302
LF	Don Belk	Sr.	15	15	.250
CF	James Herring	Sr.	15	15	.300
RF	Homer Coker	Sr.	15	15	.462

Pos.	Starter	Cl.	S	W-L
P	Herb Jessen	Sr.	7	6-1
P	D.D. Carpenter	Jr.	4	3-1
P	Luther Rentz	Fr.	3	2-0

1944 - NO TEAM

1945 (7-6 OVERALL)

Pos.	Starter	Cl.	S	PS	BA
C	Herbert Lindsay	Sr.	12	7	.146
1B	J.M. Russell	Fr.	13	13	.220
2B	H.H. Tyler	So.	12	12	.282
SS	J.A. Timmerman	So.	12	12	.262
3B	Burton Ullnick	Fr.	9	9	.188
LF	Mavis Cagle	Fr.	13	13	.204
CF	C.M. Brown	Fr.	7	7	.273
RF	Bill Cobb	Fr.	8	7	.174

Pos.	Starter	Cl.	S	W-L
P	Bob Hughes	Fr.	5	3-2
P	Stick Riley	Jr.	5	3-2
P	J.M. Hammett	Fr.	1	1-1

1946 (12-5 OVERALL)

Pos.	Starter	Cl.	S	PS	BA
C	Joe McGee	So.	15	15	.211
1B	June Pruitt	Fr.	17	13	.211
2B	Lynwood McMakin	Jr.	13	13	.328
SS	Henry Sanders	Fr.	14	14	.257
3B	Dewey Quinn	Jr.	16	13	.365
LF	Andrew Quinn	So.	9	9	.114
CF	Tom Looper	Fr.	11	11	.264
RF	Winston Quinn	So.	6	5	.174

Pos.	Starter	Cl.	S	W-L
P	Joe Landrum	Fr.	12	10-2
P	Ray Fleming	So.	4	1-0
P	Jack Ross	Fr.	4	1-2

1947 (24-5 OVERALL, 13-2 SoCON)

Pos.	Starter	Cl.	S	PS	BA
C	Tom Cleveland	So.	25	25	.174
1B	Frank Gillespie	So.	27	22	.283
2B	Lynwood McMakin	Sr.	27	27	.354
SS	Jack Moore	Fr.	20	20	.261
3B	Hale Sherard	Sr.	28	27	.275
LF	Tom Castles	Fr.	16	13	.278
CF	Dewey Quinn	Sr.	29	18	.325
RF	Homer Coker	Jr.	29	25	.260

Pos.	Starter	Cl.	S	W-L
P	Joe Landrum	So.	12	11-2
P	Joe Hazle	Fr.	10	11-2
P	Luther Rentz	Sr.	3	2-1

1948 (14-12-1 OVERALL, 8-8-1 SoCON)

Pos.	Starter	Cl.	S	PS	BA
C	Gene Moore	So.	27	27	.245
1B	Jimmy Jones	Fr.	26	26	.322
2B	Leo Fisher	Jr.	24	23	.250
SS	Ken Culbertson	Fr.	27	27	.233
3B	Frank Gillespie	Jr.	17	17	.338
LF	Luke Deanhardt	So.	27	27	.283
CF	Ray Mathews	Fr.	24	24	.220
RF	Jimmy Brown	Fr.	19	19	.203

Pos.	Starter	Cl.	S	W-L
P	Joe Asbill	Fr.	8	4-4
P	William Griffith	Fr.	7	2-4
P	Ray Fleming	Sr.	4	4-1

1949 (11-12 OVERALL, 10-5 SoCON)

Pos.	Starter	Cl.	S	PS	BA
C	Gene Moore	Jr.	14	14	.296
1B	Luke Deanhardt	Jr.	21	18	.344
2B	Gene Aughtry	So.	21	21	.284
SS	Ken Culbertson	So.	22	22	.355
3B	Frank Gillespie	Sr.	23	18	.339
LF	Tom Castles	Jr.	22	12	.315
CF	Ray Mathews	So.	17	13	.350
RF	Doug Angley	Jr.	21	21	.299

Pos.	Starter	Cl.	S	W-L
P	Robert Hughes	So.	9	3-4
P	Hootie Kea	So.	3	2-3
P	Dan Stroud	Jr.	2	2-0

1950 (20-11 OVERALL, 13-3 SoCon)

Pos.	Starter	Cl.	S	PS	BA
C	Dick Hendley	Jr.	22	22	.377
1B	Luke Deanhardt	Sr.	31	31	.288
2B	Gene Aughtry	Jr.	31	22	.314
SS	Ken Culbertson	Jr.	30	20	.307
3B	Ray McKay	Jr.	20	20	.156
LF	Fred Knoebel	So.	31	29	.313
CF	Ray Mathews	Jr.	31	31	.309
RF	Doug Angley	Sr.	31	29	.381

Pos.	Starter	Cl.	S	W-L
P	Bill Ford	So.	8	6-3
P	Hootie Kea	Jr.	6	3-3
P	Bob Hughes	Jr.	4	6-0

1951 (18-7 OVERALL, 16-2 SoCON)

Pos.	Starter	Cl.	S	PS	BA
C	Dick Hendley	Sr.	25	25	.344
1B	Roby Crouch	Jr.	25	25	.313
2B	Gene Aughtry	Sr.	25	25	.325
SS	Ken Culbertson	Sr.	22	22	.280
3B	Ray McKay	Sr.	22	22	.277
LF	Fred Knoebel	Jr.	24	24	.284
CF	Ray Mathews	Sr.	25	25	.375
RF	Billy Morrow	Sr.	15	14	.164

Pos.	Starter	Cl.	S	W-L
P	Bill Ford	Jr.	7	5-0
P	William Griffith	Jr.	6	4-2
P	Roger Baker	Jr.	3	5-1

1952 (10-12 OVERALL, 10-10 SoCON)

Pos.	Starter	Cl.	S	PS	BA
C	Nolten Hilderbrand	Jr.	12	12	.234
1B	Joe Murray	Jr.	17	17	.268
2B	Roy Coker	So.	21	21	.310
SS	Jim Evans	Sr.	18	18	.306
3B	Wyman Morris	So.	22	22	.280
LF	Doug Kingsmore	So.	18	17	.311
CF	Fred Knoebel	Sr.	22	20	.366
RF	Roger Gaines	So.	21	20	.256

Pos.	Starter	Cl.	S	W-L
P	Billy O'Dell	So.	7	5-2
P	J.C. Hicks	Jr.	5	2-3
P	Roger Baker	Sr.	5	1-3

1953 (11-6 OVERALL, 11-6 SoCON)

Pos.	Starter	Cl.	S	PS	BA
C	Bobby Morris	Fr.	14	14	.211
1B	George Brodie	Fr.	12	12	.311
2B	Roy Coker	Jr.	17	17	.329
SS	Dick Hussey	Fr.	8	8	.267
3B	Wyman Morris	Jr.	17	17	.422
LF	Bill Barnett	Fr.	17	11	.275
CF	Joe Brown	Jr.	10	9	.233
RF	Doug Kingsmore	Jr.	17	14	.274

Pos.	Starter	Cl.	S	W-L	ERA
P	Billy O'Dell	Jr.	8	6-3	1.36
P	Neil Bates	Fr.	3	2-1	3.42
P	Robby Saylor	Jr.	3	1-1	3.63

1954 (14-10 OVERALL, 8-4 ACC)

Pos.	Starter	Cl.	S	PS	BA
C	Bobby Morris	So.	21	21	.238
1B	Dick Swetenburg	So.	20	20	.176
2B	Roy Coker	Sr.	23	23	.314
SS	Barry Crocker	Sr.	21	21	.306
3B	Wyman Morris	Sr.	24	24	.205
LF	Bill Barnett	So.	24	24	.272
CF	Doug Kingsmore	Sr.	24	24	.371
RF	Roger Gaines	Jr.	19	19	.238

Pos.	Starter	Cl.	S	W-L	ERA
P	Billy O'Dell	Sr.	11	8-3	0.79
P	Leonard Humphries	So.	7	4-3	3.17
P	Ben Crosland	Jr.	3	2-1	3.58

1955 (7-11 OVERALL, 5-9 ACC)

Pos.	Starter	Cl.	S	PS	BA
C	Jim O'Quinn	Jr.	17	17	.350
1B	Dick Swetenburg	Jr.	18	18	.258
2B	Lonnie Shealy	Sr.	17	17	.357
SS	Charlie Blackston	Jr.	12	12	.267
3B	Joe Smith	Jr.	13	13	.308
LF	Carol Brown	So.	7	7	.147
CF	Bill Barnett	Jr.	15	15	.323
RF	Roger Gaines	Sr.	16	16	.304

Pos.	Starter	Cl.	S	W-L	ERA
P	Leonard Humphries	Jr.	6	3-3	
P	Ben Crosland	Sr.	5	1-4	
P	George Compton	Jr.	4	1-2	

1956 (4-14-2 OVERALL, 2-10-2 ACC)

Pos.	Starter	Cl.	S	PS	BA
C	Jim O'Quinn	Sr.	17	17	.222
1B	Dave Swetenburg	Sr.	18	18	.220
2B	Dave Garrison	So.	19	19	.277
SS	Doby Myers	So.	17	17	.277
3B	Bud Spiers	So.	19	19	.113
LF	Don Shealy	Jr.	16	16	.348
CF	Bill Barnett	Sr.	20	20	.276
RF	Larry Wilson	So.	13	10	.163

YEAR-BY-YEAR STARTING LINEUPS

1959 (24-8 OVERALL, 9-5 ACC)

Pos.	Starter	Cl.	S	PS	BA
C	Butch Coker	Sr.	22	22	.247
1B	Fred DeBerry	Sr.	31	31	.287
2B	Zack Burnette	Jr.	30	30	.232
SS	Larry Bagwell	Sr.	32	32	.250
3B	Dick Suggs	So.	23	19	.205
LF	Ty Cline	So.	23	21	.326
CF	Doug Hoffman	Sr.	32	32	.314
RF	Bailey Hendley	Jr.	20	14	.309

Pos.	Starter	Cl.	S	W-L	ERA
P	Harold Stowe	Sr.	9	7-4	1.57
P	Ty Cline	So.	8	5-1	3.12
P	Bailey Hendley	Jr.	7	5-1	2.12

1960 (11-10-1 OVERALL, 7-6 ACC)

Pos.	Starter	Cl.	S	PS	BA
C	Dave Lynn	Jr.	22	21	.360
1B	Sam Poe	Jr.	9	9	.367
2B	Toby Bradshaw	So.	22	22	.304
SS	Zack Burnette	Sr.	22	22	.250
3B	Choppy Patterson	Sr.	13	12	.255
LF	Bailey Hendley	Sr.	20	9	.364
CF	Ty Cline	Jr.	22	20	.348
RF	Lanny Ryan	So.	14	13	.340

Pos.	Starter	Cl.	S	W-L	ERA
P	Dave Sprouse	Jr.	7	2-6	4.30
P	Bailey Hendley	Sr.	6	4-1	5.62
P	Jimmy Roller	Jr.	5	5-1	2.76

1961 (12-11 OVERALL, 6-8 ACC)

Pos.	Starter	Cl.	S	PS	BA
C	Dave Lynn	Sr.	21	20	.333
1B	Jack Verone	Jr.	13	6	.345
2B	Pete Ayoub	So.	23	17	.349
SS	Elmo Lam	So.	22	22	.313
3B	Harold Pavlack	Jr.	17	13	.262
LF	Nicky Lomax	So.	15	8	.286
CF	Art Ricketts	So.	14	7	.246
RF	Joey Taylor	So.	16	11	.302

Pos.	Starter	Cl.	S	W-L	ERA
P	Damon Vincent	So.	10	5-3	5.28
P	Gene Harbeson	So.	8	3-4	3.31
P	Jimmy Roller	Sr.	3	1-3	4.86

1962 (17-8 OVERALL, 8-6 ACC)

Pos.	Starter	Cl.	S	PS	BA
C	Gene Harbeson	Jr.	25	25	.266
1B	Buddy Nixon	So.	25	25	.326
2B	Pete Ayoub	Jr.	21	21	.303
SS	Elmo Lam	Jr.	25	25	.280
3B	Dave Ellisor	Jr.	21	21	.283
LF	Nicky Lomax	Jr.	23	22	.292
CF	Johnny Jones	Jr.	22	22	.439
RF	Joey Taylor	Jr.	17	17	.406

Pos.	Starter	Cl.	S	W-L	ERA
P	Tommy Lyon	Jr.	9	7-1	3.62
P	Dave Olson	Sr.	9	4-5	5.57
P	Damon Vincent	Jr.	5	3-2	4.68

1963 (15-11 OVERALL, 9-5 ACC)

Pos.	Starter	Cl.	S	PS	BA
C	Gene Harbeson	Sr.	25	25	.236
1B	Stan Ayers	Jr.	20	15	.288
2B	Pete Ayoub	Sr.	25	25	.304
SS	Elmo Lam	Sr.	25	25	.291
3B	Dave Ellisor	Sr.	25	24	.306
LF	Nicky Lomax	Sr.	22	22	.282
CF	Johnny Jones	Sr.	25	25	.330
RF	Mike Bohonak	Jr.	20	20	.349

Pos.	Starter	Cl.	S	W-L	ERA
P	Damon Vincent	Sr.	6	2-1	4.26
P	Dale Smith	So.	5	3-2	5.30
P	David Wrenn	So.	4	2-1	6.18
P	Tommy Chapman	So.	4	2-2	5.08
P	Tommy Lyon	Sr.	4	2-4	3.76

1964 (13-13 OVERALL, 6-7 ACC)

Pos.	Starter	Cl.	S	PS	BA
C	Stan Ayers	Sr.	22	22	.316
1B	Buddy Nixon	Jr.	26	26	.303
2B	Ben Marsella	Sr.	26	17	.282
SS	Jack McCall	So.	26	26	.253
3B	Ronnie Moore	So.	18	14	.171
LF	Tommy Pack	So.	22	12	.303
CF	George Sutton	So.	23	14	.315
RF	Mike Bohonak	Sr.	11	10	.238

Pos.	Starter	Cl.	S	W-L	ERA
P	Tommy Chapman	Jr.	11	6-3	3.53
P	Greg Casey	Jr.	7	5-3	5.37
P	Dale Smith	Jr.	5	2-3	2.83

1965 (18-10-2 OVERALL, 9-5 ACC)

Pos.	Starter	Cl.	S	PS	BA
C	Eddie Barbary	So.	30	30	.239
1B	Ellis Dantzler	Jr.	27	27	.305
2B	Tony Jackson	Sr.	28	27	.238
SS	Jack McCall	Jr.	29	26	.358
3B	Ronnie Moore	Jr.	18	18	.258
LF	Lawton Cowart	Jr.	26	15	.260
CF	George Sutton	Jr.	29	16	.215
RF	Rusty Adkins	So.	30	16	.444

Pos.	Starter	Cl.	S	W-L	ERA
P	Tommy Chapman	Sr.	11	4-2	1.80
P	Bill Parmer	So.	10	5-1	2.82
P	Charlie Watson	So.	3	5-4	2.16

1966 (20-7-2 OVERALL, 9-4 ACC)

Pos.	Starter	Cl.	S	PS	BA
C	Eddie Barbary	Jr.	23	23	.310
1B	Ellis Dantzler	Sr.	24	20	.380
2B	Rusty Adkins	Jr.	29	25	.364
SS	Jack McCall	Sr.	29	29	.333
3B	Lawton Cowart	Sr.	29	29	.321
LF	George Sutton	Sr.	29	29	.311
CF	Tommy Pack	Sr.	26	18	.330
RF	Keith Waters	So.	26	15	.333

Pos.	Starter	Cl.	S	W-L	ERA
P	Bill Parmer	Jr.	9	4-1	4.22
P	Charlie Watson	Jr.	8	6-1	3.43
P	Kenny Waldrop	So.	3	0-0	7.04

1967 (29-9 OVERALL, 11-2 ACC)

Pos.	Starter	Cl.	S	PS	BA
C	Eddie Barbary	Sr.	38	38	.291
1B	Ron Zupa	Jr.	37	37	.243
2B	Rusty Adkins	Sr.	38	36	.336
SS	Garry Helms	Sr.	27	26	.372
3B	Mike McCall	So.	36	34	.237
LF	Buster Smith	So.	37	19	.243
CF	Keith Waters	Jr.	34	31	.206
RF	Howard Sharman	Sr.	22	21	.205

Pos.	Starter	Cl.	S	W-L	ERA
P	Bill Parmer	Sr.	10	9-1	1.14
P	Charlie Watson	Sr.	7	5-2	2.43
P	Laval Johnson	So.	6	3-2	2.23

1968 (27-14 OVERALL, 11-7 ACC)

Pos.	Starter	Cl.	S	PS	BA
C	Steve Kuester	So.	28	27	.253
1B	Ron Zupa	Sr.	40	40	.234
2B	Buster Smith	Jr.	40	39	.235
SS	Randy Bray	So.	38	30	.329
3B	Don Russell	Fr.	37	29	.261
LF	Jerry Eskew	Jr.	18	18	.239
CF	Keith Waters	Sr.	37	34	.283
RF	Johnny Johnson	So.	27	22	.157

Pos.	Starter	Cl.	S	W-L	ERA
P	Tom Hudgins	Fr.	10	6-4	3.74
P	Nelson Gibson	Sr.	8	7-1	2.18
P	Bill James	Sr.	8	5-1	2.11

1969 (27-17-2 OVERALL, 12-8-1 ACC)

Pos.	Starter	Cl.	S	PS	BA
C	Steve Kuester	Jr.	22	22	.187
1B	Eddie Holland	Jr.	32	16	.303
2B	Mike Ward	Fr.	26	26	.234
SS	Randy Bray	Jr.	41	41	.293
3B	Don Russell	So.	46	46	.289
LF	Craig White	Fr.	40	19	.327
CF	Johnny Severs	Fr.	34	33	.262
RF	Rick Young	Fr.	23	17	.284

Pos.	Starter	Cl.	S	W-L	ERA
P	Rusty Gerhardt	Fr.	15	7-3	3.46
P	Dave Van Volkenburg	Fr.	14	9-4	4.00
P	Tom Hudgins	So.	5	3-2	3.40

1970 (32-16 OVERALL, 14-7 ACC)

Pos.	Starter	Cl.	S	PS	BA
C	Eddie Holland	Sr.	31	22	.262
1B	Eddie Dixon	So.	25	25	.267
2B	Bill Prophet	Fr.	31	31	.311
SS	Randy Bray	Sr.	36	21	.285
3B	Don Russell	Jr.	42	42	.254
LF	Craig White	So.	40	39	.280
CF	Johnny Severs	So.	26	24	.255
RF	Calvin Weeks	So.	37	18	.205

Pos.	Starter	Cl.	S	W-L	ERA
P	Rusty Gerhardt	So.	14	9-4	1.79
P	Dave Van Volkenburg	So.	11	6-1	2.04
P	Lindsay Graham	Fr.	8	4-3	2.42

1971 (27-14 OVERALL, 10-4 ACC)

Pos.	Starter	Cl.	S	PS	BA
C	Lin Hamilton	Fr.	23	23	.175
1B	Dave Van Volkenburg	Jr.	24	19	.254
2B	Richard Haynes	Fr.	31	29	.241
SS	Calvin Weeks	Jr.	41	38	.263
3B	Bill Prophet	So.	41	36	.248
LF	Craig White	Jr.	31	31	.380
CF	Johnny Severs	Jr.	41	41	.301
RF	Pete Hendricks	So.	25	16	.302

Pos.	Starter	Cl.	S	W-L	ERA
P	Rusty Gerhardt	Jr.	14	11-3	2.17
P	Dave Van Volkenburg	Jr.	10	5-5	2.61
P	Jeff Bradford	Fr.	6	2-0	3.07

1972 (19-15 OVERALL, 6-7 ACC)

Pos.	Starter	Cl.	S	PS	BA
C	Lin Hamilton	So.	32	32	.318
1B	Dave Van Volkenburg	Sr.	27	27	.217
2B	Kenny Bagwell	So.	33	33	.296
SS	Richard Haynes	So.	32	30	.312
3B	Bill Prophet	Jr.	21	21	.203
LF	Smiley Sanders	So.	26	12	.268
CF	Charlie Ing	Fr.	32	25	.256
RF	Calvin Weeks	Sr.	32	23	.271

Pos.	Starter	Cl.	S	W-L	ERA
P	Rusty Gerhardt	Sr.	12	7-4	2.22
P	Lindsay Graham	Jr.	11	6-3	2.76
P	Jeff Bradford	So.	5	2-1	3.13

1973 (24-16 OVERALL, 10-2 ACC)

Pos.	Starter	Cl.	S	PS	BA
C	Lin Hamilton	Jr.	34	26	.294
1B	Tony Eckerl	So.	23	8	.176
2B	Richard Haynes	Jr.	35	35	.275
SS	John Adeimy	Sr.	34	27	.298
3B	Pat Fitzsimmons	So.	31	21	.276
LF	Craig White	Sr.	32	30	.336
CF	Smiley Sanders	Jr.	36	24	.260
RF	Mike Pulaski	Jr.	34	18	.248

Pos.	Starter	Cl.	S	W-L	ERA
P	Steve Cline	Jr.	9	7-1	2.12
P	Lindsay Graham	Sr.	8	6-2	2.37
P	Mark Adams	Sr.	7	1-3	6.06

1974 (23-15 OVERALL, 10-1 ACC)

Pos.	Starter	Cl.	S	PS	BA
C	Lin Hamilton	Sr.	35	33	.346
1B	Tony Eckerl	Jr.	20	11	.286
2B	Richard Haynes	Sr.	35	32	.273
SS	Kurt Seibert	Fr.	27	23	.316
3B	Pat Fitzsimmons	Jr.	34	19	.277
LF	Charlie Ing	Jr.	28	14	.269
CF	Smiley Sanders	Sr.	38	36	.283
RF	Mike Pulaski	Sr.	37	22	.304
DH	Steve Tucker	So.	23	4	.330

Pos.	Starter	Cl.	S	W-L	ERA
P	Steve Cline	Sr.	13	9-4	1.84
P	Jack Murr	Jr.	11	4-4	2.71
P	Chuck Porter	Fr.	7	4-2	2.58

1975 (33-10 OVERALL, 10-2 ACC)

Pos.	Starter	Cl.	S	PS	BA
C	Tony Eckerl	Sr.	37	30	.304
1B	Brett Terrill	So.	37	32	.234
2B	Billy Wingo	So.	39	35	.371
SS	Kurt Seibert	So.	43	42	.320
3B	Pat Fitzsimmons	Sr.	39	39	.229
LF	Steve Tucker	Jr.	40	38	.285
CF	Denny Walling	Jr.	38	37	.421
RF	Mike Mahoney	Jr.	28	21	.198
DH	Dave Caldwell	Fr.	32	23	.280

Pos.	Starter	Cl.	S	W-L	ERA
P	Chuck Porter	So.	13	8-4	2.66
P	Randy Quintrell	So.	11	7-2	1.50
P	Bob Mahony	Jr.	9	6-1	3.16

1976 (36-15 OVERALL, 10-2 ACC)

Pos.	Starter	Cl.	S	PS	BA
C	Bill Foley	So.	49	47	.303
1B	Steve Nilsson	So.	38	36	.266
2B	Billy Wingo	Jr.	45	45	.214
SS	Kurt Seibert	Jr.	44	44	.344
3B	Robert Bonnette	Fr.	50	43	.295
LF	Dave Caldwell	So.	50	50	.321
CF	Steve Tucker	Sr.	48	48	.350
RF	Greg Belk	Sr.	35	20	.215
DH	Alan Hoover	So.	30	30	.217

YEAR-BY-YEAR STARTING LINEUPS

1979 (40-15 OVERALL, 10-1 ACC)

Pos.	Starter	Cl.	S	PS	BA
C	Bill Schroeder	Jr.	42	30	.318
1B	Greg Guin	Fr.	49	49	.259
2B	Tim Teufel	Jr.	52	50	.350
SS	Robbie Allen	So.	53	53	.297
3B	Robert Bonnette	Sr.	53	53	.284
LF	Billy Weems	Jr.	38	36	.246
CF	Neil Simons	Jr.	53	51	.355
RF	Tony Masone	Jr.	54	52	.330
DH	Dave Buffamoyer	Sr.	55	28	.343

Pos.	Starter	Cl.	S	W-L	ERA
P	Brian Snyder	Jr.	14	7-4	3.76
P	Mike Sullivan	Jr.	13	10-0	1.98
P	Mike Brown	So.	13	5-4	4.82

1980 (38-21 OVERALL, 6-5 ACC)

Pos.	Starter	Cl.	S	PS	BA
C	Dave Lemaster	Fr.	36	36	.315
1B	Greg Guin	So.	50	50	.266
2B	Tim Teufel	Sr.	46	46	.387
SS	Robbie Allen	Jr.	48	48	.251
3B	Frank Russ	Fr.	57	36	.327
LF	Billy Weems	Sr.	59	58	.328
CF	Neil Simons	Sr.	59	59	.317
RF	Glenn Gallagher	Fr.	53	41	.287
DH	Jimmy Key	Fr.	26	22	.272

Pos.	Starter	Cl.	S	W-L	ERA
P	Mike Brown	Jr.	15	9-3	3.17
P	Jimmy Key	Fr.	15	7-5	2.99
P	Bobby Kenyon	Jr.	12	8-3	3.00

1981 (34-24 OVERALL, 10-4 ACC)

Pos.	Starter	Cl.	S	PS	BA
C	Coe Brier	Fr.	31	17	.252
1B	Greg Guin	Jr.	50	50	.387
2B	Frank Russ	So.	37	32	.276
SS	Scott Powers	Fr.	51	51	.253
3B	Craig Roberson	So.	56	56	.323
LF	Mike Mahoney	Sr.	50	38	.333
CF	Glenn Gallagher	So.	51	26	.308
RF	Bob Paulling	So.	49	26	.303
DH	Jimmy Key	So.	40	29	.317

Pos.	Starter	Cl.	S	W-L	ERA
P	Jimmy Key	So.	15	4-6	5.52
P	Jeff Gilbert	So.	13	8-3	3.25
P	Bill Duke	Jr.	13	2-4	5.76

1982 (37-22 OVERALL, 10-2 ACC)

Pos.	Starter	Cl.	S	PS	BA
C	Coe Brier	So.	33	25	.252
1B	Dave Lemaster	Jr.	43	27	.306
	Jim McCollom	Fr.	53	27	.269
2B	Frank Russ	Jr.	59	58	.278
SS	Bryan Smith	Sr.	49	49	.296
3B	Craig Roberson	Jr.	52	52	.340
LF	Mark Davidson	Jr.	58	49	.336
CF	Ricky Hester	Jr.	51	48	.291
RF	Brooks Shumake	Fr.	39	20	.331
DH	Jimmy Key	Jr.	51	40	.359

Pos.	Starter	Cl.	S	W-L	ERA
P	Jimmy Key	Jr.	16	9-3	2.79
P	Jeff Gilbert	Jr.	13	9-2	3.41
P	Donnie Hoover	Jr.	11	6-6	4.66

1983 (30-20-1 OVERALL, 6-5 ACC)

Pos.	Starter	Cl.	S	PS	BA
C	Jim McCollom	So.	50	33	.347
1B	Bob Paulling	Jr.	48	41	.407
2B	Frank Russ	Sr.	44	44	.296
SS	Scott Powers	Jr.	43	41	.230
3B	Jamie Swanner	Jr.	38	31	.289
LF	Billy Davis	Jr.	23	17	.241
CF	Dave Lemaster	Sr.	42	34	.232
RF	Ricky Hester	Sr.	26	17	.356
	Brooke Shumake	So.	48	17	.251
DH	Craig Roberson	Sr.	41	21	.304

Pos.	Starter	Cl.	S	W-L	ERA
P	Scott Parrish	So.	12	6-1	3.02
P	Jeff Gilbert	Sr.	10	4-0	2.25
P	Lee Wiles	Sr.	10	4-2	4.07

1984 (38-17 OVERALL, 12-2 ACC)

Pos.	Starter	Cl.	S	PS	BA
C	Steve Williams	Fr.	34	33	.319
1B	Bob Paulling	Sr.	40	39	.299
2B	Chuck Baldwin	Fr.	48	37	.356
SS	Scott Powers	Sr.	51	49	.314
3B	Brooks Shumake	Jr.	53	25	.275
LF	Ray Williams	Fr.	30	21	.326
	Mitch Wilson	Sr.	28	21	.198
CF	Jay Fulton	Sr.	33	25	.215
RF	Jim McCollom	Jr.	54	22	.350
DH	John Jay	Fr.	30	27	.330

Pos.	Starter	Cl.	S	W-L	ERA
P	George Stone	Jr.	11	7-2	2.57
P	Scott Parrish	Jr.	10	7-1	2.20
P	Tom Mallon	Sr.	9	6-3	3.14

1985 (36-30-1 OVERALL, 9-4 ACC)

Pos.	Starter	Cl.	S	PS	BA
C	Bert Heffernan	Fr.	61	57	.347
1B	Jim McCollom	Sr.	64	62	.390
2B	Scott Dillon	Jr.	62	59	.315
SS	Chuck Baldwin	So.	62	49	.262
3B	Bill Spiers	Fr.	42	22	.380
LF	Ray Williams	So.	47	29	.289
CF	Steve Green	Fr.	42	41	.247
RF	Tommy Thompson	Jr.	58	55	.289

Pos.	Starter	Cl.	S	W-L	ERA
P	John Pawlowski	Jr.	17	9-3	4.26
P	George Stone	Sr.	17	9-7	3.89
P	Oliver Whitaker	So.	13	5-7	7.28

1986 (42-21 OVERALL, 9-4 ACC)

Pos.	Starter	Cl.	S	PS	BA
C	Bert Heffernan	So.	61	55	.331
1B	Chuck Baldwin	Jr.	63	63	.370
2B	Scott Dillon	Sr.	61	61	.299
SS	Bill Spiers	So.	62	46	.322
3B	Steve Baucom	Jr.	61	61	.369
LF	Ray Williams	Jr.	51	45	.265
CF	Randy Mazey	So.	37	37	.336
RF	Tommy Thompson	Sr.	37	34	.305
DH	Jerry Brooks	Fr.	31	31	.338

Pos.	Starter	Cl.	S	W-L	ERA
P	Bill Steele	Jr.	16	9-3	4.61
P	Oliver Whitaker	Jr.	12	5-3	3.12
P	Alan Botkin	Fr.	10	5-2	5.89
P	Brian Barnes	Fr.	10	3-2	3.68

1987 (54-14-1 OVERALL, 16-5 ACC)

Pos.	Starter	Cl.	S	PS	BA
C	Bert Heffernan	Jr.	63	63	.335
1B	Mike Milchin	Fr.	56	56	.292
2B	Henry Threadgill	So.	40	40	.323
SS	Bill Spiers	Jr.	63	63	.290
3B	Steve Baucom	Sr.	68	68	.347
LF	Ray Williams	Sr.	50	44	.284
CF	Randy Mazey	Jr.	61	61	.327
RF	Jerry Brooks	So.	60	52	.326
DH	Steve Williams	Sr.	32	22	.292

Pos.	Starter	Cl.	S	W-L	ERA
P	Brian Barnes	So.	17	12-3	3.06
P	Alan Botkin	So.	14	9-2	2.54
P	Oliver Whitaker	Sr.	14	9-3	3.48

1988 (54-14 OVERALL, 18-2 ACC)

Pos.	Starter	Cl.	S	PS	BA
C	Bert Heffernan	Sr.	68	61	.337
1B	Mike Milchin	So.	66	66	.370
2B	Henry Threadgill	Jr.	66	66	.297
SS	Rusty Charpia	Jr.	63	63	.310
3B	Jerry Brooks	Jr.	68	41	.373
LF	Burke Fairey	Sr.	42	40	.280
CF	Randy Mazey	Sr.	61	61	.340
RF	Brian Kowitz	Fr.	44	18	.274
DH	Mike Couture	So.	62	24	.344

Pos.	Starter	Cl.	S	W-L	ERA
P	Brian Barnes	Jr.	19	13-2	3.33
P	David Tripp	Fr.	12	7-1	5.19
P	Tim Parker	So.	12	5-1	3.35

1989 (50-20 OVERALL, 13-5 ACC)

Pos.	Starter	Cl.	S	PS	BA
C	Mike Couture	Jr.	69	62	.280
1B	Mike Milchin	Jr.	59	51	.285
2B	Henry Threadgill	Sr.	69	69	.329
SS	Rusty Charpia	Sr.	66	66	.285
3B	Jim Crowley	So.	66	66	.300
LF	Eric Macrina	So.	43	22	.263
CF	Brian Kowitz	So.	68	68	.270
RF	Todd Stefan	So.	59	54	.283
DH	Joe DeBerry	Fr.	48	32	.297

Pos.	Starter	Cl.	S	W-L	ERA
P	Brian Barnes	Sr.	19	16-3	2.22
P	Ron Frazier	So.	15	6-2	3.31
P	Alan Botkin	Sr.	12	5-5	5.32

1990 (43-23 OVERALL, 14-6 ACC)

Pos.	Starter	Cl.	S	PS	BA
C	Jim Anderson	Jr.	39	32	.222
1B	Joe DeBerry	So.	60	35	.359
2B	Todd Stefan	Jr.	48	46	.224
SS	Tim Rigby	Sr.	64	64	.309
3B	Jim Crowley	Jr.	65	58	.327
LF	Kevin Northrup	So.	46	43	.306
CF	Brian Kowitz	Jr.	66	66	.403
RF	Michael Spiers	Jr.	45	35	.277
DH	Eric Macrina	Jr.	50	18	.339

Pos.	Starter	Cl.	S	W-L	ERA
P	Tim Parker	Jr.	17	7-5	2.97
P	Dave Tripp	Jr.	12	8-5	4.04
P	Brian Faw	Sr.	11	5-3	4.56

1991 (60-10 OVERALL, 18-3 ACC)

Pos.	Starter	Cl.	S	PS	BA
C	Jim Anderson	Sr.	36	36	.287
1B	Eric Macrina	Sr.	68	43	.335
2B	Jim Crowley	Sr.	68	64	.383
SS	Todd Stefan	Sr.	66	66	.348
3B	Jeff Miller	So.	64	64	.297
LF	Billy McMillon	Fr.	54	54	.391
CF	Kevin Northrup	Jr.	66	58	.350
RF	Michael Spiers	Sr.	64	61	.364
DH	Joe DeBerry	Jr.	62	36	.342

Pos.	Starter	Cl.	S	W-L	ERA
P	Jason Angel	So.	16	14-2	2.33
P	Aaron Jersild	Jr.	14	8-0	4.04
P	Mike Kimbrell	Sr.	12	11-0	3.56

1992 (50-14 OVERALL, 19-5 ACC)

Pos.	Starter	Cl.	S	PS	BA
C	Mike Lockhart	Jr.	47	47	.282
1B	Billy McMillon	So.	32	25	.372
2B	Joe Taylor	Jr.	53	53	.315
SS	Ted Corbin	Jr.	55	55	.372
3B	Jeff Miller	Jr.	54	50	.267
LF	Shawn Satterfield	Jr.	51	47	.296
CF	Kevin Northrup	Sr.	64	64	.382
RF	Keith Williams	So.	61	60	.296
DH	Chad Phillips	Jr.	40	30	.288

Pos.	Starter	Cl.	S	W-L	ERA
P	Jason Angel	Jr.	17	9-3	3.42
P	Scott Miller	Jr.	15	11-1	3.30
P	Andy Taulbee	Fr.	12	5-2	2.27

1993 (45-20 OVERALL, 11-11 ACC)

Pos.	Starter	Cl.	S	PS	BA
C	Andy Monin	Jr.	28	28	.309
1B	Shane Monahan	Fr.	65	33	.372
2B	Jeff Morris	Sr.	63	58	.356
SS	Joe Taylor	Sr.	59	51	.277
3B	Jeff Miller	Sr.	50	49	.250
LF	Billy McMillon	Jr.	57	56	.377
CF	Keith Williams	Jr.	65	63	.365
RF	Shawn Satterfield	Sr.	28	22	.277
DH	Mike Hampton	Jr.	31	18	.254

Pos.	Starter	Cl.	S	W-L	ERA
P	Chad Phillips	Sr.	15	12-2	2.98
P	Jeff Sauve	So.	15	6-5	4.76
P	Mike Holtz	Jr.	11	3-4	6.13

1994 (57-18 OVERALL, 20-4 ACC)

Pos.	Starter	Cl.	S	PS	BA
C	Mike Eydenberg	Sr.	53	46	.300
1B	Jason Embler	Fr.	49	49	.237
2B	Eric DeMoura	Fr.	40	39	.222
SS	Seth Brizek	So.	75	75	.247
3B	Mike Hampton	Sr.	75	70	.380
LF	David Miller	So.	71	49	.313
CF	Shane Monahan	So.	75	31	.415
RF	Dexter McCleon	So.	51	31	.234
DH	Andy Monin	Sr.	62	35	.281

YEAR-BY-YEAR STARTING LINEUPS

1999 (42-27 OVERALL, 13-10 ACC)

Pos.	Starter	Cl.	S	PS	BA
C	Brian Ellis	Jr.	60	56	.265
1B	Jason Harris	Sr.	69	69	.339
2B	Kurt Bultmann	Sr.	68	68	.327
SS	Bradley LeCroy	Jr.	59	57	.286
3B	Khalil Greene	Fr.	68	68	.358
LF	Brian Holstad	Jr.	38	21	.313
CF	Henri Stanley	Jr.	65	35	.296
RF	Justin Singleton	So.	36	36	.237
DH	Patrick Boyd	So.	61	28	.390

Pos.	Starter	Cl.	S	W-L	ERA
P	Ryan Mottl	Jr.	17	4-8	6.14
P	Mike Paradis	Jr.	16	6-1	4.37
P	Brian Adams	Jr.	9	5-5	5.85

2000 (51-18 OVERALL, 17-7 ACC)

Pos.	Starter	Cl.	S	PS	BA
C	Brian Ellis	Sr.	60	60	.283
1B	Mike Calitri	Jr.	38	33	.285
2B	Ryan Riley	Jr.	52	50	.298
SS	Jeff Baker	Fr.	67	64	.313
3B	Khalil Greene	So.	69	69	.364
LF	Casey Stone	Jr.	69	54	.357
CF	Patrick Boyd	Jr.	69	69	.293
RF	Justin Singleton	Jr.	33	33	.294
DH	Jarrod Schmidt	Fr.	40	27	.230

Pos.	Starter	Cl.	S	W-L	ERA
P	Ryan Mottl	Sr.	19	10-4	3.70
P	Scott Berney	Sr.	17	9-4	3.39
P	Jarrod Schmidt	Fr.	15	9-0	3.61

2001 (41-22 OVERALL, 17-7 ACC)

Pos.	Starter	Cl.	S	PS	BA
C	Steve Pyzik	So.	41	41	.275
1B	Michael Johnson	So.	58	55	.321
2B	Ryan Riley	Sr.	58	58	.291
SS	Khalil Greene	Jr.	63	55	.303
3B	Jeff Baker	So.	60	52	.369
LF	Casey Stone	Sr.	62	61	.376
CF	Chad Coder	So.	55	54	.270
RF	Kyle Frank	So.	51	51	.250
DH	Jarrod Schmidt	So.	54	46	.298

Pos.	Starter	Cl.	S	W-L	ERA
P	Steve Reba	Jr.	17	12-3	2.58
P	Jarrod Schmidt	So.	14	7-3	4.34
P	Matt Henrie	So.	10	6-3	3.06

2002 (54-17 OVERALL, 16-8 ACC)

Pos.	Starter	Cl.	S	PS	BA
C	Steve Pyzik	Jr.	36	36	.169
1B	Michael Johnson	Jr.	71	71	.384
2B	David Slevin	Jr.	56	55	.284
SS	Khalil Greene	Sr.	71	67	.470
3B	Jeff Baker	Jr.	67	65	.325
LF	L.J. DeMaino	Jr.	30	29	.291
CF	Kyle Frank	Jr.	70	61	.324
RF	Jarrod Schmidt	Jr.	65	64	.304
DH	Jeff Hourigan	Fr.	39	33	.275

Pos.	Starter	Cl.	S	W-L	ERA
P	Steve Reba	Sr.	19	13-4	4.39
P	Matt Henrie	Jr.	18	13-5	3.12
P	Steven Jackson	So.	12	6-1	5.37

2003 (39-22 OVERALL, 15-9 ACC)

Pos.	Starter	Cl.	S	PS	BA
C	Steve Pyzik	Sr.	26	26	.305
1B	Michael Johnson	Sr.	58	58	.338
2B	David Slevin	Sr.	48	48	.330
SS	Russell Triplett	Jr.	60	60	.335
3B	Brad McCann	So.	60	60	.347
LF	Ryan Hub	Jr.	34	23	.260
CF	Kyle Frank	Sr.	59	59	.322
RF	Zane Green	Jr.	41	41	.326
DH	Herman Demmink	Fr.	30	16	.330

Pos.	Starter	Cl.	S	W-L	ERA
P	Tyler Lumsden	So.	16	8-2	3.77
P	Steven Jackson	Jr.	13	7-3	4.27
P	Jason Berken	Fr.	8	4-2	3.19

2004 (39-26 OVERALL, 14-10 ACC)

Pos.	Starter	Cl.	S	PS	BA
C	Lou Santangelo	Jr.	64	64	.300
1B	Andy D'Alessio	Fr.	51	50	.333
2B	Herman Demmink	So.	45	40	.270
SS	Russell Triplett	Sr.	65	65	.304
3B	Brad McCann	Jr.	63	63	.379
LF	Tony Sipp	Jr.	51	29	.280
CF	Garrick Evans	Jr.	37	37	.308
RF	Travis Storrer	So.	53	25	.315
DH	Kris Harvey	So.	51	21	.335

Pos.	Starter	Cl.	S	W-L	ERA
P	Kris Harvey	So.	14	6-0	5.40
P	Tyler Lumsden	Jr.	14	5-4	3.98
P	Robert Rohrbaugh	So.	12	4-5	3.99

2005 (43-23 OVERALL, 21-9 ACC)

Pos.	Starter	Cl.	S	PS	BA
C	Adrian Casanova	Jr.	64	64	.238
1B	Andy D'Alessio	So.	60	60	.276
2B	Taylor Harbin	Fr.	66	66	.343
SS	Stan Widmann	Fr.	66	66	.289
3B	Herman Demmink	Jr.	63	63	.345
LF	Tyler Colvin	So.	65	63	.283
CF	Brad Chalk	Fr.	54	54	.350
RF	Travis Storrer	Jr.	66	66	.346
DH	Kris Harvey	Jr.	65	63	.341

Pos.	Starter	Cl.	S	W-L	ERA
P	Robert Rohrbaugh	Jr.	16	8-3	4.22
P	Josh Cribb	Jr.	15	8-5	3.54
P	Kris Harvey	Jr.	13	5-4	5.52

2006 (53-16 OVERALL, 24-6 ACC)

Pos.	Starter	Cl.	S	PS	BA
C	Adrian Casanova	Sr.	67	67	.249
1B	Andy D'Alessio	Jr.	69	69	.312
2B	Taylor Harbin	So.	64	62	.319
SS	Stan Widmann	So.	67	67	.307
3B	Marquez Smith	Jr.	63	34	.291
LF	Tyler Colvin	Jr.	69	69	.356
CF	Brad Chalk	So.	68	68	.353
RF	Travis Storrer	Sr.	51	51	.321
DH	Herman Demmink	Sr.	69	34	.296

Pos.	Starter	Cl.	S	W-L	ERA
P	Stephen Faris	Jr.	18	9-3	2.36
P	Jason Berken	Jr.	18	9-3	3.22
P	Josh Cribb	Sr.	15	9-0	3.09

2007 (41-23 OVERALL, 18-12 ACC)

Pos.	Starter	Cl.	S	PS	BA
C	Doug Hogan	Jr.	62	59	.350
1B	Andy D'Alessio	Sr.	59	58	.319
2B	J.D. Burgess	Fr.	45	43	.236
SS	Taylor Harbin	Jr.	63	57	.296
3B	Marquez Smith	Sr.	64	64	.336
LF	Addison Johnson	Fr.	58	52	.286
CF	Brad Chalk	Jr.	45	44	.366
RF	Wilson Boyd	Fr.	45	39	.285
DH	Ben Paulsen	Fr.	46	40	.258

Pos.	Starter	Cl.	S	W-L	ERA
P	David Kopp	Jr.	18	6-3	3.79
P	Ryan Hinson	So.	14	6-2	2.74
P	Daniel Moskos	Jr.	10	3-6	3.29

2008 (31-27-1 OVERALL, 11-18-1 ACC)

Pos.	Starter	Cl.	S	PS	BA
C	Doug Hogan	Sr.	59	59	.271
1B	Ben Paulsen	So.	58	58	.310
2B	Mike Freeman	So.	52	49	.332
SS	Stan Widmann	Jr.	52	52	.238
3B	Matt Sanders	Jr.	33	26	.297
LF	Jeff Schaus	Fr.	58	52	.315
CF	Wilson Boyd	So.	59	52	.300
RF	Chris Epps	Fr.	33	27	.218
DH	Kyle Parker	Fr.	55	29	.303

Pos.	Starter	Cl.	S	W-L	ERA
P	D.J. Mitchell	Jr.	14	6-5	3.47
P	Graham Stoneburner	Fr.	14	6-5	5.55
P	Ryan Hinson	Jr.	10	3-5	4.74

2009 (44-22 OVERALL, 19-11 ACC)

Pos.	Starter	Cl.	S	PS	BA
C	John Nester	So.	46	46	.304
1B	Ben Paulsen	Jr.	66	66	.367
2B	Mike Freeman	Jr.	66	66	.328
SS	Brad Miller	Fr.	66	66	.273
3B	Jason Stolz	Fr.	42	42	.315
LF	Jeff Schaus	So.	65	53	.320
CF	Wilson Boyd	Jr.	49	21	.341
RF	Kyle Parker	So.	60	49	.255
DH	Chris Epps	So.	29	25	.297

Pos.	Starter	Cl.	S	W-L	ERA
P	Chris Dwyer	Fr.	17	5-6	4.92
P	Casey Harman	Jr.	13	7-3	3.95
P	Trey Delk	Sr.	11	4-1	3.44

2010 (45-25 OVERALL, 18-12 ACC)

Pos.	Starter	Cl.	S	PS	BA
C	John Nester	Jr.	41	40	.245
1B	Richie Shaffer	Fr.	44	36	.323
2B	Mike Freeman	Sr.	69	69	.331
SS	Brad Miller	So.	69	65	.357
3B	John Hinson	So.	57	54	.351
LF	Jeff Schaus	Jr.	70	64	.320
CF	Wilson Boyd	Sr.	62	29	.301
RF	Kyle Parker	Jr.	67	57	.344
DH	Chris Epps	Jr.	41	15	.221

Pos.	Starter	Cl.	S	W-L	ERA
P	Casey Harman	Jr.	19	8-4	3.79
P	Scott Weismann	So.	18	9-2	4.90
P	Dominic Leone	Fr.	10	3-2	4.78
P	Will Lamb	So.	10	4-4	5.02

2011 (43-20 OVERALL, 17-13 ACC)

Pos.	Starter	Cl.	S	PS	BA
C	Spencer Kieboom	So.	51	42	.282
1B	Richie Shaffer	So.	63	57	.315
2B	Jason Stolz	Jr.	63	48	.285
SS	Brad Miller	Jr.	54	51	.395
3B	John Hinson	Jr.	60	57	.331
LF	Jeff Schaus	Sr.	63	63	.323
CF	Will Lamb	Jr.	59	54	.348
RF	Chris Epps	Sr.	57	56	.292
DH	Phil Pohl	Jr.	57	37	.333

Pos.	Starter	Cl.	S	W-L	ERA
P	Justin Sarratt	Sr.	13	7-2	2.57
P	Dominic Leone	So.	12	6-2	3.70
P	Scott Weismann	Jr.	8	3-5	4.89

2012 (35-28 OVERALL, 16-14 ACC)

Pos.	Starter	Cl.	S	PS	BA
C	Spencer Kieboom	Jr.	56	50	.250
1B	Jon McGibbon	So.	57	55	.233
2B	Steve Wilkerson	So.	59	59	.295
SS	Jason Stolz	Sr.	63	63	.270
3B	Richie Shaffer	Jr.	63	63	.336
LF	Jay Baum	Fr.	45	33	.220
CF	Thomas Brittle	Jr.	56	56	.298
RF	Brad Felder	Sr.	45	45	.263
DH	Phil Pohl	Sr.	63	43	.286

Pos.	Starter	Cl.	S	W-L	ERA
P	Dominic Leone	Jr.	16	7-4	5.25
P	Kevin Pohle	So.	14	7-4	3.66
P	Kevin Brady	Jr.	11	1-3	2.54

2013 (40-22 OVERALL, 18-12 ACC)

Pos.	Starter	Cl.	S	PS	BA
C	Garrett Boulware	So.	60	60	.308
1B	Jon McGibbon	Jr.	58	58	.285
2B	Steve Wilkerson	Jr.	58	57	.291
SS	Tyler Krieger	Fr.	62	62	.257
3B	Jay Baum	So.	38	32	.228
LF	Tyler Slaton	So.	45	44	.263
CF	Thomas Brittle	Sr.	61	61	.264
RF	Steven Duggar	Fr.	62	62	.300
DH	Shane Kennedy	Jr.	62	32	.317

Pos.	Starter	Cl.	S	W-L	ERA
P	Daniel Gossett	So.	16	10-4	2.56
P	Matthew Crownover	Fr.	14	7-3	2.19
P	Clate Schmidt	Fr.	11	3-4	5.34

2014 (36-25 OVERALL, 15-14 ACC)

Pos.	Starter	Cl.	S	PS	BA
C	Chris Okey	Fr.	61	41	.248
1B	Shane Kennedy	Sr.	37	37	.218
2B	Steve Wilkerson	Sr.	56	56	.317
SS	Tyler Krieger	So.	57	49	.338
3B	Weston Wilson	Fr.	51	49	.240
LF	Jay Baum	Jr.	61	33	.293
CF	Tyler Slaton	Jr.	61	61	.274
RF	Steven Dugger	So.	61	61	.292
DH	Garrett Boulware	Jr.	61	24	.304

HONORS & AWARDS

ABCA ATLANTIC REGION COACH-OF-THE-YEAR

2010 - Jack Leggett

ABCA HALL OF FAME

2014 - Jack Leggett, HC

Note: Year denotes year inducted.

ACC ATHLETE-OF-THE-YEAR

1996 - Kris Benson, P

ACC COACH-OF-THE-YEAR

1954 - Bob Smith
1988 - Bill Wilhelm
1991 - Bill Wilhelm
1994 - Jack Leggett
1995 - Jack Leggett
2006 - Jack Leggett

ACC FRESHMAN-OF-THE-YEAR

1995 - Matthew LeCroy, C
1998 - Patrick Boyd, OF
2016 - Seth Beer, OF

ACC PITCHER-OF-THE-YEAR

2015 - Matthew Crownover

ACC PLAYER-OF-THE-WEEK

1989 - Brian Barnes, P (5-8)
Brian Barnes, P (5-22)
1990 - Tim Parker, P (4-24)
1991 - Jason Angel, P (4-29)
Michael Spiers, OF (5-13)
1992 - Keith Williams, OF (3-16)
Kevin Northrup, OF (3-23)
Joe Taylor, 2B (4-13)
1993 - Billy McMillon, 1B (3-1)
Jeff Morris, 2B (5-10)
1994 - Andy Taulbee, P (2-14)
Andy Taulbee, P (2-21)
Scott Winchester, P (4-4)
Mike Holtz, P (4-11)
David Miller, 1B (4-18)
Scott Winchester, P (5-2)
Mike Hampton, 3B (5-16)
Shane Monahan, OF (5-23)
Ken Vining, P (5-23)
1995 - David Miller, 1B (3-6)
Jason Dawsey, P (3-13)
Shane Monahan, OF (3-13)
David Miller, 1B (4-4)
Jason Dawsey, P (4-10)
Jamie Eggleston, P (5-1)
1996 - Kris Benson, P (2-26)
Kris Benson, P (3-11)
Kris Benson, P (3-25)
Kris Benson, P (4-15)
Kris Benson, P (4-29)
Kris Benson, P (5-6)
Billy Koch, P (5-6)
1997 - Matthew LeCroy, C (2-24)
1998 - Ryan Mottl, P (3-2)
Patrick Boyd, OF (3-9)
Matt Padgett, OF (4-6)
Brian Ellis, C (4-20)
Ryan Mottl, P (4-27)
1999 - Jason Harris, 1B (4-12)
Chris Heck, P (4-26)
2000 - Scott Berney, P (2-28)
Scott Berney, P (3-6)
Ryan Mottl, P (4-10)
Nick Glaser, P (4-17)
Khalil Greene, 3B (5-8)
2001 - Ryan Riley, 2B (2-26)
Matt Henrie, P (3-19)
Steve Reba, P (5-7)
Matt Henrie, P (5-7)
Steve Reba, P (5-14)
Khalil Greene, SS (5-14)
2002 - Jeff Baker, 3B (2-25)
Michael Johnson, 1B (3-4)
Khalil Greene, SS (3-18)
Khalil Greene, SS (4-29)
Khalil Greene, SS (5-6)
2003 - Tyler Lumsden, P (3-3)
Tyler Lumsden, P (3-10)
Paul Harrelson, P (4-28)
Michael Johnson, 1B (4-28)
Garrick Evans, OF (5-19)
Patrick Hogan, P (5-19)

2004 - Brad McCann, 3B (3-1)
Kris Harvey, P (4-5)
Garrick Evans, OF (4-19)
2005 - Kris Harvey, DH (3-21)
Stephen Faris, P (4-18)
Taylor Harbin, 2B (4-25)
Josh Cribb, P (5-16)
Josh Cribb, P (5-23)
Kris Harvey, DH (5-23)
2006 - Tyler Colvin, OF (3-27)
Andy D'Alessio, 1B (4-3)
Josh Cribb, P (4-10)
Marquez Smith, 3B (5-1)
Andy D'Alessio, 1B (5-15)
Tyler Colvin, OF (5-22)
2007 - Doug Hogan, C (4-30)
Marquez Smith, 3B (5-7)
Andy D'Alessio, 1B (5-14)
2008 - Graham Stoneburner, P (3-24)
Ryan Hinson, P (3-31)
Kyle Parker, OF/INF (4-28)
2009 - Justin Sarratt, P (4-6)
Chris Dwyer, P (4-13)
Kyle Parker, OF (4-13)
Jeff Schaus, OF (4-27)
2010 - Kyle Parker, OF (3-22)
Kyle Parker, OF (5-10)
Wilson Boyd, OF (5-24)
2011 - Richie Shaffer, 1B (4-4)
Brad Miller, SS (4-11)
Brad Miller, SS (5-2)
Justin Sarratt, P (5-2)
Brad Miller, SS (5-16)
Chris Epps, OF (5-23)
2012 - Richie Shaffer, 3B (3-5)
Richie Shaffer, 3B (4-2)
Richie Shaffer, 3B (4-9)
Spencer Kieboom, C (4-30)
2013 - Garrett Boulware, C (3-25)
Matthew Crownover, P (5-13)
Daniel Gossett, P (5-20)
2014 - Steve Wilkerson, 2B (3-31)
Daniel Gossett, P (4-21)
Daniel Gossett, P (5-12)
Weston Wilson, 3B (3-2)
Matthew Crownover, P (3-23)
Chris Okey, C (4-13)
Matthew Crownover, P (5-4)
Reed Rohlman, OF (5-18)
2016 - Alex Eubanks, P (3-7)
Seth Beer, OF (3-21)
Pat Krall, P (4-4)
Pat Krall, P (5-9)
2017 - Chris Williams, C (3-20)
Alex Eubanks, P (3-27)
Reed Rohlman, OF (4-3)
Charlie Barnes, P (4-10)
Alex Eubanks, P (4-24)
2018 - Seth Beer, OF (3-12)
Seth Beer, OF (4-2)
Logan Davidson, SS (4-30)
Seth Beer, OF (5-21)

ACC PLAYER-OF-THE-YEAR

1973 - Craig White, OF
1974 - Steve Cline, P
1975 - Denny Walling, OF
1976 - Chuck Porter, P
1985 - Jim McCollom, 1B
1986 - Chuck Baldwin, 1B
1989 - Brian Barnes, P
1990 - Brian Kowitz, OF
1995 - Shane Monahan, OF
1996 - Kris Benson, P
2002 - Khalil Greene, SS
2011 - Brad Miller, SS
2016 - Seth Beer, OF

ACC TOURNAMENT MVP

1989 - Brian Barnes, P
1991 - Michael Spiers, OF
1993 - Jeff Morris, 2B
1994 - Shane Monahan, OF
2006 - Tyler Colvin, OF
2016 - Mike Triller, OF

ALL-ACC TOURNAMENT

1987 - Chuck Baldwin, 2B
Bert Heffernan, C

1988 - Brian Kowitz, DH
1989 - Brian Barnes, P
Rusty Chappia, SS
Brian Kowitz, OF
Mike Milchin, 1B
Henry Threadgill, 2B
1990 - Brian Kowitz, OF
Tim Riggs, SS
1991 - Jason Angel, P
Jim Crowley, 2B
Eric Macrina, DH
Scott Miller, P
Michael Spiers, OF
1992 - Aaron Jersild, P
Kevin Northrup, OF
Joe Taylor, 2B
1993 - Billy McMillon, OF
Jeff Morris, 2B
Andy Taulbee, P
Keith Williams, OF
1994 - Mike Hampton, 3B
Shane Monahan, OF
Ken Vining, P
1995 - Gary Burnham, OF
Paul Galloway, 3B
Ken Vining, P
1996 - Jason Embler, 1B
Doug Livingston, 2B
1997 - Gary Burnham, OF
1999 - Patrick Boyd, OF
Khalil Greene, 3B
2000 - Jeff Baker, UT/DH
Patrick Boyd, OF
Khalil Greene, 3B
Ryan Mottl, P
2002 - Khalil Greene, SS
Michael Johnson, 1B
Steve Reba, P
2004 - Brad McCann, 3B
Travis Storrer, 2B
2005 - Josh Cribb, P
2006 - Brad Chalk, OF
Sean Clark, P
Tyler Colvin, OF
Taylor Harbin, 2B
D.J. Mitchell, OF
Marquez Smith, 3B
2007 - David Kopp, P
2009 - Wilson Boyd, OF
Casey Harman, P
2011 - Chris Epps, OF
2012 - Jon McGibbon, 1B
2013 - Garrett Boulware, C
2016 - Pat Krall, P
Reed Rohlman, OF
Clate Schmidt, P
Mike Triller, OF
2018 - Seth Beer, OF
Logan Davidson, SS
Chris Williams, 1B

ALL-ATLANTIC REGION

1954 - Doug Kingsmore, OF (1)
Billy O'Dell, P (1)
1958 - Harold Stowe, P (1)
Fred DeBerry, P (2)
Bailey Hendley, OF (2)
Bud Spiers, SS (2)
1959 - Doug Hoffman, OF (1)
Harold Stowe, P (1)
1960 - Ty Cline, OF (1)
Dave Lynn, C (1)
1965 - Rusty Adkins, OF (1)
Jack McCall, SS (1)
1966 - Rusty Adkins, 2B (1)
1967 - Rusty Adkins, 2B (1)
Garry Helms, SS (3)
1971 - Rusty Gerhardt, P (1)
Craig White, OF (1)
1973 - Craig White, OF (1)
Lin Hamilton, C (2)
Richard Haynes, 2B (2)
1974 - Lin Hamilton, C (1)
Smiley Sanders, OF (2)
1975 - Denny Walling, CF (1)
1976 - Chuck Porter, P (1)
Kurt Siebert, SS (1)
1977 - Dave Caldwell, OF (1)
Bill Foley, C (1)

1978 - Dave Buffamoyer, DH (1)
Tony Masone, OF (1)
Neil Simons, OF (1)
Mike Sullivan, P (1)
Billy Weems, OF (1)
1979 - Dave Buffamoyer, C (1)
Tony Masone, OF (1)
Neil Simons, OF (1)
Mike Sullivan, P (1)
1980 - Mike Brown, P (1)
Neil Simons, OF (1)
Tim Teufel, 2B (1)
1983 - Bob Paulling, 1B (1)
1985 - Jim McCollom, 1B (1)
1986 - Chuck Baldwin, 1B (1)
1987 - Bill Spiers, SS (1)
1989 - Brian Barnes, P (1)
1990 - Brian Kowitz, OF (1)
1991 - Jim Crowley, 2B (1)
Eric Macrina, DH (1)
Billy McMillon, OF (1)
Joe DeBerry, DH (2)
Eric Macrina, 1B (2)
1992 - Kevin Northrup, OF (1)
1993 - Jeff Morris, 2B (1)
Keith Williams, OF (1)
Billy McMillon, OF (2)
Shane Monahan, 1B (2)
1994 - Mike Hampton, 3B (1)
Shane Monahan, OF (1)
Andy Taulbee, P (2)
1995 - Jason Dawsey, P (1)
David Miller, 1B (1)
Shane Monahan, OF (1)
Scott Winchester, P (1)
Gary Burnham, OF (2)
Matthew LeCroy, C (2)
1996 - Kris Benson, P (1)
Matthew LeCroy, C (1)
1997 - Matthew LeCroy, C (1)
Gary Burham, OF (2)
1998 - Scott Clackum, P (1)
Matt Padgett, OF (1)
1999 - Patrick Boyd, OF (1)
2000 - Jeff Baker, SS (3)
2001 - Jeff Baker, 3B (1)
Steve Reba, P (1)
2002 - Khalil Greene, SS (1)
Michael Johnson, 1B (1)
Steve Reba, P (1)
Jeff Baker, 3B (2)
2003 - Michael Johnson, 1B (1)
2005 - Kris Harvey, DH (1)
Taylor Harbin, 2B (2)
2006 - Tyler Colvin, OF (1)
Josh Cribb, P (1)
Andy D'Alessio, 1B (1)
2010 - Kyle Parker, OF (1)
2011 - Brad Miller, SS (1)
Richie Shaffer, 1B (2)
2012 - Richie Shaffer, 1B (1)
Phil Pohl, DH (2)
2014 - Daniel Gossett, P (1)
2015 - Matthew Crownover, P (1)
Chris Okey, C (2)
Reed Rohlman, OF (2)
2016 - Seth Beer, OF (1)
Chris Okey, C (2)
2017 - Seth Beer, OF (2)
Reed Rohlman, OF (2)
2018 - Seth Beer, OF (1)
Ryley Gilliam, P (1)
Logan Davidson, SS (2)

ALL-COLLEGE WORLD SERIES

1959 - Bailey Hendley, P/OF
Doug Hoffman, OF
Harold Stowe, P
1977 - Dave Caldwell, OF
2002 - Michael Johnson, 1B
2010 - John Hinson, 3B

BOB BRADLEY AWARD (South Carolina Series MVP)

2001 - Jeff Baker, 3B
2002 - Michael Johnson, 1B
2003 - Michael Johnson, 1B
2004 - Herman Demmink, 2B
2005 - Tyler Colvin, OF

ACC POTW HONORS

Player	#	Years
Kris Benson	6	1994-96
Khalil Greene	5	1999-02
Kyle Parker	4	2008-10
Richie Shaffer	4	2010-12
Seth Beer	4	2016-18
David Miller	3	1993-95
Ryan Mottl	3	1997-00
Kris Harvey	3	2003-05
Josh Cribb	3	2003-06
Andy D'Alessio	3	2004-07
Brad Miller	3	2009-11
Daniel Gossett	3	2012-14
Matthew Crownover	3	2013-15
Alex Eubanks	3	2016, 17

Note: Since 1989.

2006 - Daniel Moskos, P
2007 - Wilson Boyd, OF
2008 - Wilson Boyd, OF
2009 - Kyle Parker, OF
2010 - Chris Epps, OF
2011 - Spencer Kieboom, C
2012 - Richie Shaffer, 3B
2013 - Clate Schmidt, P
2014 - Tyler Slaton, OF
2015 - Brody Koerner, P
2016 - Chase Pinder, OF
2017 - Seth Beer, OF
2018 - Logan Davidson, SS

BROOKS WALLACE AWARD

(Nation's Best Shortstop)

2011 - Brad Miller

CLEMSON HALL OF FAME

1973 - Frank Howard, HC
Billy O'Dell, P
1974 - Joe Landrum, P
1977 - Rusty Adkins, OF
Frank Gillespie, 1B
1978 - Ty Cline, OF
Ray Mathews, OF
1979 - Jess Neely, HC
Flint Rhem, P
Harold Stowe, P
1980 - Doug Hoffman, OF
Suzie Owens
1981 - John Heisman, HC
1982 - Rusty Gerhardt, P
1984 - Walter Cox, HC
Dick Hendley, C
1985 - Doug Kingsmore, OF
1988 - Bob Smith, HC
Craig White, OF
1991 - Dude Buchanan, 1B
1993 - Gene Moore, C
1994 - Bob Paulling, 1B
Dewey Quinn, 3B
1997 - Neil Simons, OF
1998 - Bill Spiers, SS
1999 - Jimmy Key, P
2002 - Bert Heffernan, C
2003 - Smiley Sanders, OF
2004 - Brian Barnes, P
2005 - Kris Benson, P
2007 - Khalil Greene, 3B/SS
2008 - Billy Wingo, 2B
2011 - Shane Monahan, OF
2012 - Billy McMillon, OF
Bill Wilhelm, HC
2013 - Matthew LeCroy, C
Ray Williams, OF
2015 - Tim Teufel, 2B
2016 - Denny Walling, OF
2018 - Jeff Baker, SS/3B
Note: List only includes baseball players/coaches; year denotes year inducted.

DEDICATION AWARD (Strength Training)

1995 - Scott Winchester, P
1996 - Gary Burnham, OF
1997 - Gary Burnham, OF



HONORS & AWARDS

1998 - Matt Padgett, OF
 1999 - Jason Harris, 1B
 2000 - Brian Ellis, C
 2001 - B.J. LaMura, P
 2002 - Khalil Greene, SS
 2003 - Herman Demmink, 2B
 Kyle Frank, OF
 2004 - Herman Demmink, 2B
 2005 - Herman Demmink, 3B
 2006 - Herman Demmink, 3B
 2007 - Chris Fidrych, P
 2008 - Doug Hogan, C
 2009 - Justin Sarratt, P
 2010 - Tomas Cruz, P
 2011 - Phil Pohl, DH
 2012 - Mike Triller, OF
 2013 - Daniel Gossett, P
 2014 - Kevin Pohle, P
 2015 - Matthew Crownover, P
 2016 - Pat Krall, P
 2017 - Chris Williams, C
 2018 - Jacob Hennessy, P

MITCHELL AWARD (Most Valuable Player)

1962 - Buddy Nixon, 1B
 1963 - Dave Ellison, OF
 1964 - Ben Marsella, 3B
 1965 - Tommy Chapman, P
 1966 - Ellis Dantzler, 1B
 1967 - Rusty Adkins, 2B
 1968 - Nelson Gibson, P
 1969 - Craig White, OF
 1970 - Rusty Gerhardt, P
 1971 - Rusty Gerhardt, P
 1972 - Rusty Gerhardt, P
 1973 - Craig White, OF
 1974 - Steve Cline, P
 1975 - Denny Walling, OF
 1976 - Chuck Porter, P
 1977 - Bill Foley, C
 1978 - Tony Masone, OF
 1979 - David Buffamoyer, C
 1980 - Tim Teufel, 2B
 1981 - Greg Guin, 1B
 1982 - Jimmy Key, P/DH
 1983 - Bob Paulling, 1B
 1984 - Chuck Baldwin, 2B
 1985 - Jim McCollom, 1B
 1986 - Chuck Baldwin, 1B
 1987 - Steve Baucum, 3B
 1988 - Jerry Brooks, 3B
 1989 - Henry Threadgill, 2B
 1990 - Brian Kowitz, OF
 1991 - Todd Stefan, SS
 1992 - Kevin Northrup, OF
 1993 - Keith Williams, OF
 1994 - Mike Hampton, 3B
 1995 - David Miller, 1B
 1996 - Kris Benson, P
 Doug Livingston, 2B
 1997 - Gary Burnham, OF
 1998 - Matt Padgett, OF
 1999 - Kurt Bultmann, 2B
 2000 - Khalil Greene, 3B
 2001 - Casey Stone, OF
 2002 - Khalil Greene, SS
 2003 - Michael Johnson, 1B
 2004 - Brad McCann, 3B
 2005 - Kris Harvey, DH/P
 2006 - Tyler Colvin, OF
 2007 - Doug Hogan, C
 2008 - Doug Hogan, C
 2009 - Ben Paulsen, 1B
 2010 - Mike Freeman, 2B
 2011 - Brad Miller, SS
 2012 - Richie Shaffer, 3B
 2013 - Garrett Boulware, C
 2014 - Steve Wilkerson, 2B
 2015 - Chris Okey, C
 2016 - Seth Beer, OF
 2017 - Reed Rohlfman, OF
 2018 - Logan Davidson, SS

NATIONAL COLLEGE BASEBALL HALL OF FAME

2011 - Bill Wilhelm, HC
 Note: Year denotes year inducted.

NATIONAL FRESHMAN-OF-THE-YEAR

Baseball America

2016 - Seth Beer, OF

College Sports Madness

2016 - Seth Beer, OF

Collegiate Baseball

2016 - Seth Beer, OF

D1Baseball

2016 - Seth Beer, OF

Perfect Game

2016 - Seth Beer, OF

NATIONAL PLAYER-OF-THE-WEEK

2002 - Khalil Greene, SS (3-18)
 Jeff Baker, 3B (4-8)
 Khalil Greene, SS (5-6)
 2004 - Brad McCann, 3B (5-17)
 2005 - Kris Harvey, DH-P (3-21)
 2006 - Andy D'Alessio, 1B (4-3)
 Marquez Smith, 3B (5-1)
 Andy D'Alessio, 1B (5-15)
 Tyler Colvin, OF (5-22)
 2007 - Andy D'Alessio, 1B (5-14)
 2008 - Doug Hogan, C (3-24)
 Graham Stoneburner, P (3-24)
 2009 - Chris Dwyer, P (4-14)
 Jeff Schaus, OF (4-28)
 2010 - Casey Harman, P (3-22)
 2011 - Brad Miller, SS (4-11)
 2012 - Daniel Gossett, P (4-9)
 Richie Shaffer, 3B (4-9)
 2014 - Daniel Gossett, P (5-12)
 2016 - Seth Beer, OF (3-14)
 Pat Krall, P (5-9)
 Mike Triller, OF (5-30)
 2018 - Seth Beer, OF (4-2)
 Logan Davidson, SS (5-14)
 Seth Beer, OF (5-21)
 Chris Williams, 1B (5-28)

OLYMPIANS

1988 - Mike Milchin, P
 1996 - Kris Benson, P
 Billy Koch, P
 Matthew LeCroy, C

PAN AMERICAN GAMES

1959 - Ty Cline, P/OF
 1967 - John Curtis, P
 1979 - Brian Snyder, OF
 1987 - Bert Heffernan, C
 Bill Spiers*, SS
 1991 - Billy McMillon*, OF
 1999 - Matthew LeCroy, C
 * - invited but did not participate

RAWLINGS ACC TOURNEY BATTING CHAMPION

1989 - Henry Threadgill, 2B
 1991 - Michael Spiers, OF
 1992 - Ted Corbin, SS

RAWLINGS GOLD GLOVE AWARD

2012 - Spencer Kieboom, C

STOWE AWARD (Most Valuable Pitcher)

1984 - Scott Parrish
 1985 - George Stone
 1986 - Oliver Whitaker
 1987 - Brian Barnes
 1988 - Brian Barnes
 1989 - Brian Barnes
 1990 - Tim Parker
 1991 - Mike Kimbrell
 1992 - Paxton Briley
 1993 - Chad Phillips
 1994 - Andy Taulbee
 1995 - Jason Dawsey
 1996 - Kris Benson
 1997 - Ryan Mottl
 1998 - Scott Clackum
 1999 - Mike Paradis
 2000 - Ryan Mottl
 2001 - Steve Reba
 2002 - Matt Henrie

Steve Reba

2003 - Patrick Hogan
 2004 - Patrick Hogan
 2005 - Josh Cribb
 2006 - Josh Cribb
 2007 - Daniel Moskos
 2008 - D.J. Mitchell
 2009 - Casey Harman
 2010 - Casey Harman
 2011 - Justin Sarratt
 2012 - Scott Firth
 2013 - Daniel Gossett
 2014 - Daniel Gossett
 2015 - Matthew Crownover
 2016 - Pat Krall
 2017 - Charlie Barnes
 2018 - Ryan Miller

TIGER BASEBALL AWARD (Leadership)

1995 - Gary Burnham, OF
 Paul Galloway, 3B
 1996 - Paul Galloway, 3B
 1997 - Jason Embler, 1B
 1998 - Derek Borgert, C
 1999 - Derek Borgert, C
 2000 - Brian Holstad, INF/OF
 2001 - Casey Stone, OF
 2002 - Michael Johnson, 1B
 2003 - Kyle Frank, OF
 2004 - Russell Triplett, SS
 2005 - Taylor Harbin, 2B
 2006 - Brad Chalk, OF
 2007 - Taylor Harbin, SS
 2008 - Matt Vaughn, P
 2009 - Matt Vaughn, P
 2010 - Wilson Boyd, OF
 2011 - John Hinson, 3B
 Phil Pohl, DH
 2012 - Phil Pohl, DH
 2013 - Matthew Crownover, P
 2014 - Tyler Slaton, OF
 2015 - Tyler Krieger, INF
 2016 - Chris Okey, C
 2017 - Andrew Cox, 1B
 2018 - Kyle Wilkie, C

USA COLLEGIATE NATIONAL TEAM

1979 - Mike Brown, P
 1982 - Jimmy Key, P
 1987 - Bert Heffernan, C
 1988 - Mike Milchin*, P
 1994 - Shane Monahan, OF
 1995 - Matthew LeCroy, C
 1996 - Kris Benson*, P
 Billy Koch*, P
 Matthew LeCroy*, C
 1997 - Ryan Mottl, P
 1998 - Patrick Boyd, OF
 Ryan Mottl, P
 2000 - Jeff Baker, SS
 Patrick Boyd, OF
 2001 - Jeff Baker, 3B
 2006 - Daniel Moskos, P
 2009 - Brad Miller, INF
 2010 - Brad Miller, INF
 2014 - Chris Okey, C
 2015 - Chris Okey, C
 2016 - Seth Beer, OF
 2017 - Seth Beer, OF
 Ryley Gilliam, P
 * - Olympic Games

WORLD UNIVERSITY GAMES

1977 - Dave Caldwell, OF
 Bill Foley, C
 2007 - Tyler Colvin, OF

ALL-AMERICA TIGER STATS

RUSTY ADKINS, OF/2B

Second-Team ABCA, 1965; Third-Team ABCA, 1966; First-Team ABCA, 1967													
Year	G	AB	R	H	2B	3B	HR	RBI	SB	BB	SO	Avg.	
1965	30	126	30	56	10	4	3	25	12	12	0	.444	
1966	29	121	39	44	5	6	2	17	9	20	7	.364	
1967	38	149	40	50	7	7	6	24	17	27	9	.336	
Totals	97	396	109	150	22	17	11	66	38	59	16	.379	

JASON ANGEL, P

Second-Team Baseball America, 1991													
Year	G	GS	CG	SH	SV	IP	H	R	ER	ERA	SO	BB	W-L
1990	10	1	0	0	0	14.2	14	8	8	4.91	14	9	2-1
1991	20	16	3	2	0	108.0	75	35	28	2.33	66	36	14-2
1992	18	17	1	0	0	105.1	106	54	40	3.42	76	45	9-3
Totals	48	34	4	2	0	228.0	195	97	76	3.00	156	90	25-6

JEFF BAKER, SS/3B

First-Team Baseball America, 2001; First-Team Collegiate Baseball, 2001; Second-Team ABCA, 2001; Second-Team Sporting News, 2001; Second-Team USA Today, 2001; First-Team Baseball America, 2002; First-Team NCBWA, 2002; Third-Team Collegiate Baseball, 2002													
Year	GP-S	AB	R	H	2B	3B	HR	TB	RBI	SB	BB	SO	Avg.
2000	68-67	275	54	86	16	0	11	135	64	4-4	26	54	.313
2001	60-60	233	66	86	13	2	23	172	75	5-9	38	38	.369
2002	68-67	265	71	86	12	2	25	177	87	17-24	40	59	.325
Totals	196-194	773	191	258	41	4	59	484	226	26-37	98	151	.334

CHUCK BALDWIN, 1B

Second-Team ABCA, 1986; Second-Team Baseball America, 1986													
Year	G	AB	R	H	2B	3B	HR	RBI	SB	BB	SO	Avg.	
1984	51	194	31	69	12	3	0	33	4-6	13	13	.356	
1985	62	252	39	66	12	3	4	33	3-6	13	21	.262	
1986	63	289	64	107	23	1	16	73	6-8	18	26	.370	
1987	52	200	43	69	15	1	9	45	3-3	17	26	.345	
Totals	228	935	177	311	62	8	29	184	16-23	61	86	.333	

BRIAN BARNES, P

Second-Team Baseball America, 1988; First-Team ABCA, 1989; First-Team Baseball America, 1989													
Year	G	GS	CG	SH	SV	IP	H	R	ER	ERA	SO	BB	W-L
1986	15	10	1	0	1	71.0	57	44	29	3.68	53	61	3-2
1987	18	17	5	1	0	120.2	109	50	41	3.06	112	61	12-3
1988	22	19	6	0	1	137.2	124	74	51	3.33	140	62	13-2
1989	23	19	9	1	1	146.0	89	52	36	2.22	208	66	16-3
Totals	78	65	21	2	3	475.1	379	220	157	2.97	513	250	44-10

SETH BEER, OF

First-Team ABCA, 2016; First-Team Baseball America, 2016; First-Team College Sports Madness, 2016; First-Team D1Baseball, 2016; First-Team NCBWA, 2016; First-Team Perfect Game, 2016; Second-Team Collegiate Baseball, 2016; Second-Team NCBWA, 2017; Third-Team D1Baseball, 2017; First-Team ABCA, 2018; First-Team Baseball America, 2018; First-Team College Sports Madness, 2018; First-Team Collegiate Baseball, 2018; First-Team D1Baseball, 2018; First-Team NCBWA, 2018; Second-Team Perfect Game, 2018													
Year	GP-S	AB	R	H	2B	3B	HR	TB	RBI	SB	BB	SO	Avg.
2016	62-62	203	57	75	13	0	18	142	70	1-1	62	27	.369
2017	63-63	218	51	65	17	1	16	132	53	2-3	64	35	.298
2018	63-63	226	64	68	11	0	22	145	54	1-1	54	36	.301
Totals	188-188	647	172	208	41	1	56	419	177	4-5	180	98	.321

KRIS BENSON, P

First-Team ABCA, 1996; First-Team Baseball America, 1996; First-Team Collegiate Baseball, 1996; First-Team NCBWA, 1996; First-Team Sporting News, 1996													
Year	G	GS	CG	SH	SV	IP	H	R	ER	ERA	SO	BB	W-L
1994	17	14	1	0	1	85.0	84	48	40	4.24	73	29	7-3
1995	14	14	0	0	0	78.2	75	44	28	3.20	79	23	8-3
1996	19	19	7	4	0	156.0	109	47	35	2.02	204	27	14-2
Totals	50	47	8	4	1	319.2	268	139	103	2.90	356	79	29-8

PATRICK BOYD, OF

Second-Team Baseball America, 1999; Third-Team NCBWA, 1999													
Year	GP-S	AB	R	H	2B	3B	HR	TB	RBI	SB	BB	SO	Avg.
1998	59-59	241	66	83	13	1	8	122	59	11-14	44	46	.344
1999	62-61	246	78	96	22	1	17	171	70	20-25	45	50	.390
2000	69-69	270	50	79	21	4	3	117	49	18-24	44	52	.293
2001	1-1	3	2	1	1	0	0	2	0	0-0	2	0	.333
Totals	191-190	760	196	259	57	6	28	412	178	49-63	135	148	.341

KURT BULTMANN, SS/2B

Second-Team NCBWA, 1999													
Year	GP-S	AB	R	H	2B	3B	HR	TB	RBI	SB	BB	SO	Avg.
1996	63-55	194	34	59	10	0	5	84	27	2-4	25	28	.304
1997	60-60	253	69	88	31	1	16	169	61	3-5	30	42	.348
1998	58-58	234	57	70	18	1	10	120	54	2-4	32	32	.299
1999	68-68	272	73	89	23	2	12	152	72	6-7	46	40	.327
Totals	249-241	953	233	306	82	4	43	525	214	13-20	133	142	.321

GARY BURNHAM, OF

Third-Team NCBWA, 1995													
Year	GP-S	AB	R	H	2B	3B	HR	TB	RBI	SB	BB	SO	Avg.
1994	15-15	47	9	13	3	0	0	16	9	1-1	13	8	.277
1995	66-66	241	61	83	27	4	8	142	62	5-11	46	29	.344
1996	68-68	241	62	70	24	4	6	120	56	2-6	61	40	.290
1997	64-64	266	83	104	23	2	15	176	82	2-4	37	28	.391
Totals	213-213	795	215	270	77	10	29	454	209	10-22	157	105	.340

DAVE CALDWELL, OF

Third-Team ABCA, 1977													
Year	G	AB	R	H	2B	3B	HR	RBI	SB	BB	SO	Avg.	
1975	36	125	21	35	7	4	2	23	2	12	20	.280	
1976	50	196	39	63	13	8	9	49	2	36	32	.321	
1977	41	162	43	46	10	0	7	34	6	28	24	.284	
Totals	127	483	103	144	30	12	18	106	10	76	76	.298	

SCOTT CLACKUM, P

Second-Team Collegiate Baseball, 1998; Third-Team Sporting News, 1998													
Year	G	GS	CG	SH	SV	IP	H	R	ER	ERA	SO	BB	W-L
1997	24	0	0	0	4	37.1	34	13	8	1.93	33	14	3-4
1998	23	0	0	0	9	40.2	21	5	5	1.11	42	11	7-1
Totals	47	0	0	0	13	78.0	55	18	13	1.50	75	25	10-5

TY CLINE, OF/P

First-Team ABCA, 1960													
Year	G	AB	R	H	2B	3B	HR	RBI	SB	BB	SO	Avg.	
1959	31	135	34	44	7	3	1	22	10	12	11	.326	
1960	22	89	26	31	5	5	0	14	12	13	4	.348	
Totals	53	224	60	75	12	8	1	36	22	25	15	.335	

TYLER COLVIN, OF

First-Team Baseball America, 2006; First-Team NCBWA, 2006; Second-Team ABCA, 2006													
Year	GP-S	AB	R	H	2B	3B	HR	TB	RBI	SB	BB	SO	Avg.
2004	52-31	128	21	37	10	0	2	53	19	4-5	11	16	.289
2005	65-65	258	51	73	22	2	5	114	53	12-15	14	31	.283
2006	69-69	281	64	100	22	5	13	171	70	23-27	28	42	.356
Totals	186-165	667	136	210	54	7	20	338	142	39-47	53	89	.315

JOSH CRIBB, P

Second-Team Collegiate Baseball, 2006; First-Team ABCA, 2006; Third-Team NCBWA, 2006													
Year	G	GS	CG	SH	SV	IP	H	R	ER	ERA	SO	BB	W-L</

ALL-AMERICA TIGER STATS

JASON DAWSEY, P

Second-Team Collegiate Baseball, 1995; Third-Team ABCA, 1995; Third-Team NCBWA, 1995													
Year	G	GS	CG	SH	SV	IP	H	R	ER	ERA	SO	BB	Pct.
1993	27	8	2	0	1	77.2	85	42	35	4.06	70	21	.714
1994	16	15	1	0	0	97.1	108	51	45	4.16	73	21	.750
1995	19	19	4	2	0	129.1	101	53	40	2.78	133	45	.733
Totals	62	42	7	2	1	304.1	294	146	120	3.55	276	87	.733

RUSTY GERHARDT, P

Second-Team ABCA, 1971													
Year	G	GS	CG	SH	SV	IP	H	R	ER	ERA	SO	BB	Pct.
1969	15	15	6			91.0	60	45	35	3.46	99	60	.700
1970	16	14	8			100.1	47	27	20	1.79	111	51	.692
1971	16	14	6			108.0	72	34	26	2.17	111	30	.786
1972	12	12	6			85.0	75	26	21	2.22	61	22	.636
Totals	59	55	26			384.1	254	132	102	2.39	382	163	.708

RYLEY GILLIAM, P

Second-Team Baseball America, 2018; Second-Team NCBWA, 2018; Third-Team ABCA, 2018													
Year	G	GS	CG	SH	SV	IP	H	R	ER	ERA	SO	BB	Pct.
2016	15	6	0	0	0	31.0	26	22	21	6.10	16	18	.600
2017	27	0	0	0	4	35.0	29	12	10	2.57	50	14	.750
2018	27	0	0	0	11	38.1	22	9	6	1.41	54	22	.500
Totals	69	6	0	0	15	104.1	77	43	37	3.19	120	54	.600

NICK GLASER, P

Third-Team NCBWA, 2000													
Year	G	GS	CG	SH	SV	IP	H	R	ER	ERA	SO	BB	Pct.
2000	33	0	0	0	15	40.1	38	16	11	2.45	40	29	.000
2001	18	3	0	0	1	41.1	45	20	18	3.92	44	10	.571
Totals	51	3	0	0	16	81.2	83	36	29	3.20	84	39	.444

DANIEL GOSSETT, P

Second-Team Collegiate Baseball, 2014; Third-Team College Sports Madness, 2014; Third-Team Perfect Game, 2014													
Year	G	GS	CG	SH	SV	IP	H	R	ER	ERA	SO	BB	Pct.
2012	19	10	0	0	2	77.0	62	37	37	4.32	87	39	.667
2013	16	16	1	1	0	98.1	78	40	28	2.56	91	38	.714
2014	15	15	2	2	0	107.1	78	25	23	1.93	107	30	.778
Totals	50	41	3	3	2	282.2	218	102	88	2.80	285	107	.719

KHALIL GREENE, 3B/SS

First-Team ABCA, 2002; First-Team Baseball America, 2002; First-Team Collegiate Baseball, 2002; First-Team NCBWA, 2002; First-Team USA Today, 2002													
Year	GP-S	AB	R	H	2B	3B	HR	TB	RBI	SB	BB	SO	Avg.
1999	69-68	274	58	98	20	1	8	144	69	9-12	31	58	.358
2000	69-69	269	59	98	24	3	5	143	64	12-16	42	39	.364
2001	63-63	241	55	73	18	2	12	131	52	17-21	24	41	.303
2002	71-71	285	93	134	33	1	27	250	91	17-18	46	22	.470
Totals	272-271	1069	265	403	95	7	52	668	276	55-67	143	160	.377

MIKE HAMPTON, 3B

First-Team Collegiate Baseball, 1994; First-Team NCBWA, 1994; Second-Team ABCA, 1994; Second-Team Baseball America, 1994													
Year	GP-S	AB	R	H	2B	3B	HR	TB	RBI	SB	BB	SO	Avg.
1993	46-31	130	29	33	13	2	3	59	22	3-5	13	29	.254
1994	75-75	287	84	109	21	4	11	171	70	39-47	47	43	.380
Totals	121-106	417	113	142	34	6	14	230	92	42-52	60	72	.341

TAYLOR HARBIN, 2B

Second-Team Collegiate Baseball, 2005													
Year	GP-S	AB	R	H	2B	3B	HR	TB	RBI	SB	BB	SO	Avg.
2005	66-66	274	64	94	28	4	10	160	63	4-7	12	25	.343
2006	64-64	254	54	81	20	2	9	132	47	13-14	15	21	.319
2007	64-63	253	42	75	19	1	11	129	62	14-18	14	20	.296
Totals	194-193	781	160	250	67	7	30	421	172	31-39	41	66	.320

KRIS HARVEY, DH

First-Team ABCA, 2005; Second-Team Baseball America, 2005; Third-Team NCBWA, 2005													
Year	GP-S	AB	R	H	2B	3B	HR	TB	RBI	SB	BB	SO	Avg.
2003	25-13	29	8	8	1	0	2	15	11	0-0	2	4	.276
2004	61-61	209	38	70	16	0	8	110	41	4-8	15	31	.335
2005	65-65	249	61	85	11	0	25	171	70	1-2	16	44	.341
Totals	151-129	487	107	163	28	0	35	296	122	5-10	33	79	.335

BERT HEFFERNAN, C

First-Team ABCA, 1988													
Year	G	AB	R	H	2B	3B	HR	RBI	SB	BB	SO	Avg.	
1985	65	245	60	85	13	2	9	49	9-13	45	38	.347	
1986	61	242	64	80	17	3	8	58	11-15	55	22	.331	
1987	65	242	68	81	15	3	4	41	13-19	45	32	.335	
1988	68	264	93	89	18	6	6	47	21-24	62	27	.337	
Totals	259	993	285	335	63	14	27	195	54-71	207	119	.337	

MATT HENRIE, P

Third-Team NCBWA, 2002													
Year	G	GS	CG	SH	SV	IP	H	R	ER	ERA	SO	BB	Pct.
1999	5	0	0	0	0	3.1	6	5	5	13.50	1	6	0-0
2001	18	10	0	0	2	67.2	59	32	23	3.06	54	24	.667
2002	21	18	0	0	1	112.2	112	52	39	3.12	81	25	.722
Totals	44	28	0	0	3	183.2	177	89	67	3.28	136	55	.704

DOUG HOFFMAN, OF

First-Team ABCA, 1959													
Year	AB	R	H	2B	3B	HR	RBI	SB	BB	SO	Avg.		
1957	60	11	9	3	1	2	6	2	14	17	.150		
1958	114	23	27	2	2	2	16	4	9	27	.237		
1959	105	31	33	3	5	4	25	11	33	22	.314		
Totals	279	65	69	8	8	8	47	17	56	66	.247		

MICHAEL JOHNSON, 1B

Second-Team ABCA, 2002; Third-Team Collegiate Baseball, 2002													
Year	GP-S	AB	R	H	2B	3B	HR	TB	RBI	SB	BB	SO	Avg.
2000	44-32	121	27	37	9	2	3	59	27	2-4	13	34	.306
2001	62-58	218	58	70	13	1	18	139	54	11-11	43	50	.321
2002	71-71	263	62	101	19	1	25	197	81	11-14	50	46	.384
2003	58-58	198	54	67	11	0	12	114	51	1-2	63	38	.338
Totals	235-219	800	201	275	52	4	58	509	213	25-31	169	168	.344

BILLY KOCH, P

Second-Team NCBWA, 1996													
Year	G	GS	CG	SH	SV	IP	H	R	ER	ERA	SO	BB	Pct.
1994	16	14	1	0	0	78.0	72	57	40	4.62	75	34	.4-2
1995	16	14	0	0	0	87.0	70	45	36	3.72	111	37	.7-2
1996	19	16	2	0	1	111.2	73	46	39	3.14	152	60	.667
Totals	51	44	3	0	1	276.2	215	148	115	3.74	338	131	.700

BRIAN KOWITZ, OF

Second-Team Baseball America, 1990												
Year	G	AB	R	H	2B	3B	HR	RBI	SB	BB	SO	Avg.
1988	60	179	30	49	16	1	2	21	16-19	20	21	.274
1989	68	267	61	72	15	4	4	43	26-29	46	27	.270
1990	66	253	87	102	22	6	3	60	34-42	44	20	.403
Totals	194	699	178	223	53	11	9	124	76-90	110	68	.319

ALL-AMERICA TIGER STATS

TIM TEUFEL, 2B

First-Team Sporting News, 1980

Year	G	AB	R	H	2B	3B	HR	RBI	SB	BB	SO	Avg.
1979	55	197	58	69	14	3	13	50	13	29	32	.350
1980	46	168	44	65	16	1	11	66	13	43	14	.387
Totals	101	365	102	134	30	4	24	116	26	72	46	.367

KEN VINING, P

Third-Team Baseball America, 1996; Third-Team NCBWA, 1996

Year	G	GS	CG	SH	SV	IP	H	R	ER	ERA	SO	BB	W-L	Pct.
1994	20	1	0	0	0	40.1	39	22	18	4.02	45	18	3-0	1.000
1995	22	9	0	0	2	69.0	53	29	26	3.39	78	25	4-0	1.000
1996	19	16	3	2	0	115.0	92	43	38	2.97	135	38	10-3	.769
Totals	61	26	3	2	2	224.1	184	94	82	3.29	258	81	17-3	.850

DENNY WALLING, OF

First-Team Sporting News, 1975

Year	G	AB	R	H	2B	3B	HR	RBI	SB	BB	SO	Avg.
1975	38	140	46	59	9	3	13	60	11	31	12	.421

SCOTT WINCHESTER, P

First-Team ABCA, 1995; First-Team Collegiate Baseball, 1995;

Second-Team Baseball America, 1995

Year	G	GS	CG	SH	SV	IP	H	R	ER	ERA	SO	BB	W-L	Pct.
1993	26	0	0	0	10	48.1	36	22	14	2.61	42	16	4-1	.800
1994	28	0	0	0	10	38.2	30	10	8	1.86	38	15	5-2	.714
1995	33	0	0	0	14	45.2	23	5	3	0.59	42	16	4-2	.667
Totals	87	0	0	0	34	132.2	89	37	25	1.70	122	47	13-5	.722

ALL-AMERICANS

ABCA

Year	Player	Pos.	*T
1947	Joe Landrum	P	1
1954	Billy O'Dell	P	2
1959	Doug Hoffman	OF	1
1960	Ty Cline	OF	1
	Dave Lynn	C	3
1965	Rusty Adkins	OF	2
1966	Rusty Adkins	2B	3
1967	Rusty Adkins	2B	1
1971	Rusty Gerhardt	P	2
1975	Denny Walling	OF	1
1976	Kurt Seibert	SS	3
1977	Dave Caldwell	OF	3
1980	Tim Teufel	2B	1
1985	Jim McCollom	1B	3
1986	Chuck Baldwin	1B	2
1988	Bert Heffernan	C	1
1989	Brian Barnes	P	1
1991	Jim Crowley	2B	1
	Eric Macrina	DH	2
1992	Kevin Northrup	OF	2
1994	Shane Monahan	OF	1
	Mike Hampton	3B	2
1995	Scott Winchester	P	1
	David Miller	1B	2
	Shane Monahan	OF	2
	Jason Dawsey	P	3
1996	Kris Benson	P	1
	Matthew LeCroy	C	2
1997	Matthew LeCroy	C	2
2001	Jeff Baker	3B	2
	Steve Reba	P	3
2002	Khalil Greene	SS	1
	Michael Johnson	1B	2
	Steve Reba	P	3
2005	Kris Harvey	DH	1
2006	Tyler Colvin	OF	2
	Andy D'Alessio	1B	2
	Josh Cribb	P	3
2010	Kyle Parker	OF	3
2011	Brad Miller	SS	1
2012	Richie Shaffer	3B	3
2015	Matthew Crownover	P	3
2016	Seth Beer	OF	1
2018	Seth Beer	OF	1
	Ryley Gilliam	P	3

ACADEMIC

Year	Player	Pos.	*T
1995	Paul Galloway	3B	1
2011	Phil Pohl	DH	3
2012	Phil Pohl	DH	1

BASEBALL AMERICA

Year	Player	Pos.	*T
1986	Chuck Baldwin	1B	2
1988	Brian Barnes	P	2
1989	Brian Barnes	P	1
1990	Brian Kowitz	OF	2
1991	Jason Angel	P	2
	Jim Crowley	2B	2
1992	Kevin Northrup	OF	2
1994	Shane Monahan	OF	1
	Mike Hampton	3B	2
1995	Shane Monahan	OF	2
	Scott Winchester	P	2
	David Miller	1B	3
1996	Kris Benson	P	1
	Ken Vining	P	3
1997	Matthew LeCroy	C	1
1999	Patrick Boyd	OF	2
2001	Jeff Baker	3B	1
2002	Jeff Baker	3B	1
	Khalil Greene	SS	1
2004	Brad McCann	3B	3
2005	Kris Harvey	DH	2
2006	Tyler Colvin	OF	1
	Andy D'Alessio	1B	3
2010	Kyle Parker	OF	2
2011	Brad Miller	SS	1
2015	Matthew Crownover	P	3
	Chris Okey	C	3
2016	Seth Beer	OF	1
	Chris Okey	C	2
	Pat Krall	P	3
2018	Seth Beer	OF	1
	Ryley Gilliam	P	2
	Logan Davidson	SS	3

COLLEGE BASEBALL FOUNDATION

Year	Player	Pos.	*T
2006	Andy D'Alessio	1B	1

COLLEGE SPORTS MADNESS

Year	Player	Pos.	*T
2014	Daniel Gossett	P	3
2015	Matthew Crownover	P	1
1992	Reed Rohlman	OF	3
2016	Seth Beer	OF	1
	Chris Okey	C	3
2017	Reed Rohlman	OF	2
2018	Seth Beer	OF	1

COLLEGIATE BASEBALL

Year	Player	Pos.	*T
1991	Eric Macrina	DH	3
1992	Kevin Northrup	OF	3
1994	Mike Hampton	3B	1
	Shane Monahan	OF	2
1995	Shane Monahan	OF	1
	Scott Winchester	P	1
	Jason Dawsey	P	2
	David Miller	1B	3
1996	Kris Benson	P	1
1997	Matthew LeCroy	C	2
1998	Scott Clackum	P	2
2001	Jeff Baker	3B	1
	Steve Reba	P	3
2002	Khalil Greene	SS	1
	Jeff Baker	3B	3
	Michael Johnson	1B	3
	Steve Reba	P	3
2005	Taylor Harbin	2B	2
2006	Josh Cribb	P	2
	Andy D'Alessio	1B	3
2011	Brad Miller	SS	1
2012	Richie Shaffer	3B	3
2014	Daniel Gossett	P	2
2015	Matthew Crownover	P	1
	Chris Okey	C	2
2016	Seth Beer	OF	2
	Chris Okey	C	2
	Pat Krall	P	3
2017	Reed Rohlman	OF	2
2018	Seth Beer	OF	1

D1BASEBALL

Year	Player	Pos.	*T
2015	Matthew Crownover	P	3
2016	Seth Beer	OF	1
	Chris Okey	C	3
2017	Seth Beer	OF	3
2018	Seth Beer	OF	1

FRESHMAN

Year	Player	Pos.
1991	Billy McMillon	OF
1993	Shane Monahan	1B
	Scott Winchester	P
1995	Matthew LeCroy	C
1997	Ryan Mottl	P
1998	Patrick Boyd	OF
1999	Khalil Greene	3B
2000	Jeff Baker	SS
	Jarrold Schmidt	P
2003	Robert Rohrbaugh	P
2005	Brad Chalk	OF
	Taylor Harbin	2B
2008	Kyle Parker	OF/INF
2011	Kevin Pohle	P
2013	Matthew Crownover	P
	Steven Duggar	OF
2015	Reed Rohlman	OF
2016	Seth Beer	OF
2017	Logan Davidson	SS
2018	Spencer Strider	P

NCBWA

Year	Player	Pos.	*T
1993	Billy McMillon	OF	1
	Chad Phillips	P	3
1994	Mike Hampton	3B	1
	Shane Monahan	OF	1
1995	Shane Monahan	OF	1
	David Miller	1B	2
	Gary Burnham	OF	3
	Jason Dawsey	P	3
1996	Kris Benson	P	1
	Billy Koch	P	2
	Matthew LeCroy	C	2
	Ken Vining	P	3
1997	Matthew LeCroy	C	1
1998	Ryan Mottl	P	3
1999	Kurt Bultmann	2B	2
	Patrick Boyd	OF	3
2000	Nick Glaser	P	3
2001	Jeff Baker	3B	2
	Casey Stone	OF	3
2002	Jeff Baker	3B	1
	Khalil Greene	SS	1
	Steve Reba	P	2
	Matt Henrie	P	3
2005	Kris Harvey	DH	3
2006	Tyler Colvin	OF	1
	Andy D'Alessio	1B	1
	Josh Cribb	P	3
2010	Kyle Parker	OF	2
2011	Brad Miller	SS	2
2015	Chris Okey	C	1
	Matthew Crownover	P	2
2016	Seth Beer	OF	1
	Chris Okey	C	1
	Pat Krall	P	2
2017	Seth Beer	OF	2
2018	Seth Beer	OF	1
	Ryley Gilliam	P	2

NSCA

Year	Player	Pos.	*T
2018	Ryley Gilliam	P	1

PERFECT GAME

Year	Player	Pos.	*T
2011	Brad Miller	SS	2
2012	Richie Shaffer	3B	1
2014	Daniel Gossett	P	3
2015	Matthew Crownover	P	1
	Chris Okey	C	1
2016	Seth Beer	OF	1
	Pat Krall	P	1
	Chris Okey	C	2
2018	Seth Beer	OF	2

PING!BASEBALL

Year	Player	Pos.	*T
2010	Kyle Parker	OF	1

SPORTING NEWS

Year	Player	Pos.	*T
1975	Denny Walling	OF	1
1980	Tim Teufel	2B	1
1987	Bill Spiers	SS	1
1997	Matthew LeCroy	C	2
1998	Scott Clackum	P	3

Note: No team picked from 1991-96,02-18.

USA TODAY

Year	Player	Pos.	*T
2002	Khalil Greene	SS	1

* - team

NATIONAL POTY

ABCA

2002 - Khalil Greene, SS

BASEBALL AMERICA

1996 - Kris Benson, P
2002 - Khalil Greene, SS

COLLEGIATE BASEBALL

1996 - Kris Benson, P
2002 - Khalil Greene, SS

DICK HOWSER TROPHY

1996 - Kris Benson, P
2002 - Khalil Greene, SS
2016 - Seth Beer, OF

GOLDEN SPIKES AWARD

2002 - Khalil Greene, SS

ROTARY SMITH AWARD

1996 - Kris Benson, P
2002 - Khalil Greene, SS

ALL-ACC SELECTIONS

Year	Player, Pos.	Team	Year	Player, Pos.	Team	Year	Player, Pos.	Team	Year	Player, Pos.	Team
1954	Roy Coker, UT	1	1987	Steve Baucom, 3B	1	2001	Jeff Baker, 3B	1	2017	Reed Rohlman, OF	1
	Doug Kingmore, OF	1		Bert Heffernan, C	1		Khalil Greene, SS	1		Seth Beer, OF	2
	Wyman Morris, 3B	1		Randy Mazey, OF	1		Steve Reba, P	1		Pat Krall, SP	2
	Billy O'Dell, P	1		Bill Spiers, SS	1		Jarrod Schmidt, DH	1		Charlie Barnes, SP	3
	Bobby Morris, C	2		Henry Threadgill, 2B	2		Ryan Riley, 2B	2		Andrew Cox, 1B	3
1955	Bill Barnett, OF	2	1988	Brian Barnes, P	1		Casey Stone, OF	2		Chase Pinder, OF	3
1958	Harold Stowe, P	1		Rusty Charpia, SS	1	2002	Khalil Greene, SS	1		Logan Davidson, SS	F
	Bailey Hendley, OF	2		Bert Heffernan, C	1		Michael Johnson, 1B	1	2018	Seth Beer, OF	1
	Bud Spiers, SS	2		Jerry Brooks, 3B	2		Steve Reba, SP	1		Ryley Gilliam, RP	1
1959	Doug Hoffman, OF	1		Mike Couture, DH	2		Jeff Baker, 3B	2		Logan Davidson, SS	2
	Larry Bagwell, UT	2		Randy Mazey, OF	2		Matt Henrie, SP	2		Grayson Byrd, DH/UT	3
	Fred DeBerry, 1B	2		Mike Milchin, 1B	2		Russell Triplett, UT	2		Kyle Wilkie, C	3
	Bailey Hendley, OF	2	1989	Henry Threadgill, 2B	2	2003	Michael Johnson, 1B	1		Chris Williams, 1B	3
	Harold Stowe, P	2		Brian Barnes, P	1		Brad McCann, 3B	2		Spencer Strider, P	F
1960	Ty Cline, OF	1		Henry Threadgill, 2B	1		David Slevin, 2B	2	F - All-ACC Freshman selection		
	Bailey Hendley, UT	1		Mike Couture, C	2		Russell Triplett, SS	2			
	Dave Lynn, C	1		Jim Crowley, 3B	2	2004	Kris Harvey, DH/UT	1			
1961	Elmo Lam, SS	2		Brian Kowitz, OF	2		Patrick Hogan, RP	2			
	Dave Lynn, C	2		Mike Milchin, 1B	2		Brad McCann, 3B	2			
1962	Gene Harbeson, C	1	1990	Brian Kowitz, OF	1		Lou Santangelo, C	2			
	Johnny Jones, OF	1		Jim Crowley, 3B	2	2005	Taylor Harbin, 2B	1			
	Joey Taylor, OF	1		Joe DeBerry, DH	2		Kris Harvey, DH	1			
	Elmo Lam, SS	2		Eric Macrina, UT	2		Stephen Faris, SP	2			
	Nicky Lomax, OF	2	1991	Tim Rigsby, SS	2	2006	Josh Cribb, SP	1			
1963	Pete Ayoub, 2B	1		Jason Angel, P	1		Andy D'Alessio, 1B	1			
	Mike Bohonak, OF	1		Jim Crowley, 2B	1		Jason Berken, SP	2			
	Dave Ellisor, 3B	1		Eric Macrina, 1B	1		Tyler Colvin, OF	2			
	Johnny Jones, OF	1		Billy McMillon, OF	1	2007	Marquez Smith, 3B	1			
	Elmo Lam, SS	1		Todd Stefan, SS	1		Brad Chalk, OF	2			
	Gene Harbeson, C	2	1992	Kevin Northrup, OF	1		Taylor Harbin, SS	2			
	Damon Vincent, P	2		Michael Spiers, OF	2		Daniel Moskos, SP	2			
1964	Ben Marsella, 3B	1	1993	Kevin Northrup, OF	1	2008	D.J. Mitchell, SP	1			
	Tommy Chapman, P	2		Ted Corbin, SS	2		Kyle Parker, DH/UT	1			
	Buddy Nixon, 1B	2		Keith Williams, OF	2	2009	Jeff Schaus, OF	1			
	George Sutton, OF	2	1994	Billy McMillon, OF	1	2010	Kyle Parker, OF	1			
1965	Rusty Adkins, OF	1		Keith Williams, OF	1		Mike Freeman, 2B	2			
	Tommy Chapman, P	1		Jeff Morris, 2B	2		Jeff Schaus, OF	2			
	Lawton Cowart, 3B	1	1995	Mike Hampton, 3B	1	2011	Brad Miller, SS	1			
	Jack McCall, SS	1		Shane Monahan, OF	1		Richie Shaffer, 1B	1			
1966	Rusty Adkins, 2B	1		Scott Winchester, P	2		Will Lamb, OF	2			
	Lawton Cowart, 3B	1	1996	Jason Dawsey, P	1		Phil Pohl, DH/UT	2			
	Jack McCall, SS	1		David Miller, 1B	1		Jeff Schaus, OF	2			
	George Sutton, OF	1		Shane Monahan, OF	1	2012	Phil Pohl, DH/UT	1			
	Eddie Barbary, C	2		Scott Winchester, P	1		Richie Shaffer, 3B	1			
	Charlie Watson, P	2		Paul Galloway, 3B	2		Thomas Brittle, OF	2			
1967	Rusty Adkins, 2B	1	1997	Kris Benson, P	1		Steve Wilkerson, 2B	2			
	Garry Helms, SS	1		Matthew LeCroy, C	1	2013	Daniel Gossett, SP	2			
	Bill Parmer, P	2		Gary Burnham, OF	2		Shane Kennedy, DH/UT	2			
1968	Randy Bray, SS	2		Paul Galloway, 3B	2		Steve Wilkerson, 2B	2			
	John Curtis, P	2	1998	Matthew LeCroy, C	1	2014	Daniel Gossett, SP	1			
1969	Randy Bray, SS	2		Ryan Mottl, P	1		Garrett Boulware, DH/UT	2			
	Rusty Gerhardt, P	2		Gary Burnham, OF	2		Tyler Krieger, SS	2			
	Don Russell, 3B	2		Jason Embler, 1B	2		Steve Wilkerson, 2B	2			
	Craig White, OF	2	1999	Kurt Bultmann, 2B	1		Jay Baum, OF	3			
1970	Rusty Gerhardt, P	1		Scott Clackum, P	1		Matthew Crownover, SP	3			
	Randy Bray, 2B	2		Matt Padgett, OF	1	2015	Matthew Crownover, SP	1			
	Eddie Holland, C	2		Patrick Boyd, OF	2		Chris Okey, C	1			
	Craig White, OF	2	2000	Jason Harris, 1B	2		Tyler Krieger, DH/UT	2			
1971	Rusty Gerhardt, P	1		Ryan Mottl, P	2		Reed Rohlman, OF	2			
	Johnny Severs, OF	1		Patrick Boyd, OF	2		Steven Duggar, OF	3			
	Craig White, OF	1	2001	Mike Paradis, P	2		Eli White, SS	3			
1972	Rusty Gerhardt, P	1		Nick Glaser, RP	2	2016	Seth Beer, OF	1			
	Calvin Weeks, OF	1		Khalil Greene, 3B	2		Chris Okey, C	1			
	Kenny Bagwell, 2B	2		Jarrod Schmidt, SP	2		Pat Krall, RP	2			
	Lin Hamilton, C	2					Seth Beer, OF	F			
	Smiley Sanders, OF	2									

ALL-ACC ACADEMIC SELECTIONS

2006	Brad Chalk		2009	Graham Stoneburner		David Haselden		Phil Pohl		Chase Pinder		Chase Pinder
	Sean Clark			Mike Freeman		Spencer Kieboom		Jason Stolz		Eli White		Logan Davidson
	Josh Cribb			Jason Stolz		Brad Miller		Thomas Brittle	2013	Charlie Barnes	2016	Ryley Gilliam
	Herman Demmink			Graham Stoneburner		Phil Pohl		Matt Campbell		Seth Beer		Jacob Hennessy
	Ben Hall			Matt Vaughn		Kevin Pohle		Matthew Crownover		Alex Eubanks		Travis Marr
	Taylor Harbin		2010	Mike Freeman		Justin Sarratt		Steven Duggar		* Pat Krall		Carson Spiers
	David Kopp			David Haselden		Richie Shaffer		Jonathan Meyer		Chase Pinder		
2007	Alex Lee			Brad Miller		Jason Stolz	2012	Matt Campbell	2014	Charlie Barnes	2017	* - ACC Scholar-Athlete-of-the-Year
	Daniel Moskos			Richie Shaffer		Kevin Brady		Matthew Crownover		Andrew Cox		
	Matt Vaughn		2011	Kevin Brady		Thomas Brittle		Steven Duggar		Logan Davidson		
2008	Mike Freeman			Scott Firth		Spencer Kieboom		Tyler Krieger		Tyler Jackson		
	Alex Lee			Jonathan Meyer		Jonathan Meyer		Matthew Crownover	2015	Weston Jackson		
	Justin Sarratt							Steven Duggar		Pat Krall		

ACC ACADEMIC HONOR ROLL MEMBERS

[illegible]

HIGHEST SCORING INNINGS

CLEMSON • OVERALL

Rk	Date	Opponent	Inning	Runs
1.	3-21-1998	Maryland	3	19
2.	4-7-1979	at NC State	9	18
3.	5-23-2018	Notre Dame*	4	17
4.	4-23-1999	Georgia Tech	4	16
5.	3-14-1998	Maine ⁽²⁾	6	14
6.	3-30-1954	Washington & Lee	3	13
7.	4-2-1952	Davidson	4	12
	3-31-1974	Duke	4	12
	3-20-1978	Duke	5	12
	3-10-1987	Marshall	1	12
	2-28-1998	North Carolina-Wilmington	3	12
	3-14-1998	Maine ⁽¹⁾	5	12
	3-26-2002	Coastal Carolina	5	12
	6-02-2002	East Carolina	6	12
	4-10-2005	Duke	8	12

* - Durham, N.C.

CLEMSON • INNING 1

Rk	Date	Opponent	Runs
1.	3-10-1987	Marshall	12
2.	3-27-1986	Maryland	11
3.	4-18-1961	South Carolina	10
	4-8-1970	at Belmont Abbey	10
	3-30-2002	Maryland	10

CLEMSON • INNING 2

Rk	Date	Opponent	Runs
1.	5-3-2004	Florida State	11
2.	5-22-1980	East Tennessee State	10

CLEMSON • INNING 3

Rk	Date	Opponent	Runs
1.	3-21-1998	Maryland	19
2.	3-30-1954	Washington & Lee	13
3.	2-28-1998	North Carolina-Wilmington	12
4.	4-7-1999	Western Carolina	11
5.	6-3-2016	Western Carolina	10

CLEMSON • INNING 4

Rk	Date	Opponent	Runs
1.	5-23-2018	Notre Dame	17
2.	4-23-1999	Georgia Tech	16
3.	4-2-1952	Davidson	12
	3-31-1974	Duke	12
5.	5-19-2005	Miami (Fla.)	11
6.	5-3-1941	Newberry	10
	5-15-2007	College of Charleston	10

* - Durham, N.C.

CLEMSON • INNING 5

Rk	Date	Opponent	Runs
1.	3-20-1978	at Duke	12
	3-14-1998	Maine ⁽¹⁾	12
	3-26-2002	Coastal Carolina	12
4.	3-6-1998	Stetson	11
5.	3-28-1969	Buffalo	10
	4-20-1984	Maryland*	10
	4-10-1989	Western Carolina	10
	3-24-1996	Maryland	10
	3-18-1997	Coastal Carolina	10
	2-26-2000	James Madison	10
	5-15-2010	at Wake Forest	10

* - Durham, N.C.

CLEMSON • INNING 6

Rk	Date	Opponent	Runs
1.	3-14-1998	Maine ⁽²⁾	14
2.	6-2-2002	East Carolina	12
3.	3-2-1991	at Nevada-Las Vegas	11
4.	4-17-1971	Florida State	10
	4-14-1990	NC State	10

CLEMSON • INNING 7

Rk	Date	Opponent	Runs
1.	4-17-1951	Furman	11
	4-2-1958	The Citadel	11
	4-18-2000	Elon	11
4.	3-19-1974	at Florida	10
	5-13-1982	at Georgia Southern	10

CLEMSON • INNING 8

Rk	Date	Opponent	Runs
1.	4-10-2005	Duke	12
2.	4-1-1950	at Presbyterian College	11
	3-3-1975	West Virginia	11
4.	2-27-1980	Georgia	10
	4-23-2002	Furman	10

CLEMSON • INNING 9

Rk	Date	Opponent	Runs
1.	4-7-1979	at NC State	18
2.	4-14-1995	at NC State	11

OPPONENT • OVERALL

Rk	Date	Opponent	Inning	Runs
1.	4-28-1930	at South Carolina	7	13
2.	4-10-1993	at NC State	1	12
	4-23-1997	at South Carolina	5	12
4.	4-5-1997	at Florida State	6	11
5.	4-11-1929	Michigan	6	10
	3-31-1949	Duke	5	10
	3-20-1976	at Georgia Southern	8	10
	4-8-1981	at Georgia	5	10
	5-14-1994	at Georgia Tech	5	10
	5-28-1999	Missouri State*	5	10
	4-27-2013	Georgia Tech	5	10

* - Fayetteville, Ark.

OPPONENT • INNING 1

Rk	Date	Opponent	Runs
1.	4-10-1993	at NC State	12
2.	3-24-1950	Michigan State	8
	4-17-1985	Maryland*	8
4.	5-26-2017	Virginia^	8

* - Atlanta, Ga.; ^ - Louisville, Ky.

OPPONENT • INNING 2

Rk	Date	Opponent	Runs
1.	4-7-1937	at Erskine	9
2.	5-13-1950	The Citadel	8
	6-15-1958	Holy Cross*	8
	3-12-1972	at Florida State	8

* - Omaha, Neb.

OPPONENT • INNING 3

Rk	Date	Opponent	Runs
1.	4-18-1949	Wofford	9
	4-24-1977	Wake Forest	9
3.	4-12-1955	Maryland	8
	5-4-1962	at Wake Forest	8
	4-12-1990	at South Carolina	8
	4-19-1997	at NC State	8

OPPONENT • INNING 4

Rk	Date	Opponent	Runs
1.	5-7-1969	at Davidson	9
	5-7-2016	NC State	9
3.	3-27-1954	Ohio State*	8
	2-2-1986	at Georgia Southern	8
	5-14-2010	at Wake Forest	8
	3-23-2013	Duke ⁽²⁾	8

* - Winter Park, Fla.

OPPONENT • INNING 5

Rk	Date	Opponent	Runs
1.	4-23-1997	at South Carolina	12
2.	3-31-1949	at Duke	10
	4-8-1981	at Georgia	10
	5-14-1994	at Georgia Tech	10
	5-28-1999	Missouri State*	10
	4-27-2013	Georgia Tech	10

* - Fayetteville, Ark.

OPPONENT • INNING 6

Rk	Date	Opponent	Runs
1.	4-5-1997	at Florida State	11
2.	4-11-1929	Michigan	10
3.	4-7-1952	Wake Forest	9
	3-18-2006	at Virginia	9
5.	3-28-1985	at Virginia	8
	4-29-2005	Georgia Tech	8

OPPONENT • INNING 7

Rk	Date	Opponent	Runs
1.	4-28-1930	at South Carolina	13
2.	4-12-1955	Maryland	8
	3-28-1966	Ohio	8
	3-19-1976	at Jacksonville	8
	4-29-1983	at Western Carolina	8
	4-24-1985	at Georgia	8
	6-2-2001	at Miami (Fla.)	8
	5-11-2016	College of Charleston	8

OPPONENT • INNING 8

Rk	Date	Opponent	Runs
1.	3-20-1976	at Georgia Southern	10
2.	4-4-1949	Georgia	9
	5-8-1995	at Georgia Southern	9
4.	5-23-1966	at Florida State	8
	4-9-1969	at Georgia	8
	3-25-1997	at Western Carolina	8
	3-5-1999	Liberty	8
	4-16-2006	at Georgia Tech	8
	4-5-2008	at Miami (Fla.)	8
	5-29-2016	Florida State*	8

* - Durham, N.C.

OPPONENT • INNING 9

Rk	Date	Opponent	Runs
1.	4-19-1949	Presbyterian College	9

Note: **Bold** denotes a Clemson home game.

TOP-25 NCAA STAT RANKINGS

Year	Team/Player	Category	Figure	Rk
1958	Harold Stowe	Appearances	21	1
	Harold Stowe	Innings Pitched	126.2	1
	Harold Stowe	Strikeouts	126	1
	Harold Stowe	Wins	14	1
1959	Clemson	ERA	2.47	9
	Harold Stowe	Appearances	19	2
	Harold Stowe	K/9 IP	10.8	12
1960	Clemson	Batting Average	.290	24
	Dave Lynn	HR/Game	0.36	5
	Dave Lynn	Slugging %	.708	15
1962	Clemson	HR/Game	1.6	1
	Clemson	Slugging %	.508	3
	Clemson	Batting Average	.313	4
	Clemson	Fielding %	.957	9
	Johnny Jones	Slugging %	.732	8
	Johnny Jones	Batting Average	.439	10
	Clemson	Batting Average	.282	25
	Clemson	Fielding %	.954	20
1964	Clemson	Fielding %	.954	20
1965	Clemson	Batting Average	.290	14
	Rusty Adkins	Batting Average	.444	5
	Jack McCall	HR/Game	0.28	8
	Jack McCall	Slugging %	.670	16
	Rusty Adkins	Slugging %	.659	21
	Clemson	HR/Game	1.28	1
	Clemson	R/Game	9.1	1
	Clemson	Slugging %	.502	1
1966	Clemson	Batting Average	.321	2
	Clemson	Fielding %	.958	16
	George Sutton	HR/Game	0.38	3
	Jack McCall	2B/Game	0.41	4
	George Sutton	RBI/Game	1.34	6
	Rusty Adkins	3B/Game	0.21	10
	Lawton Cowart	HR/Game	0.28	10
	Lawton Cowart	RBI/Game	1.10	13
	Clemson	Fielding %	.962	8
	Clemson	ERA	2.16	22
	Bill Parmer	ERA	1.14	13
	Bill Parmer	Wins	9	18
1971	Rusty Gerhardt	Wins	11	12
1975	Clemson	ERA	2.47	14
	Clemson	Fielding %	.961	17
	Denny Walling	RBI/Game	1.58	1
	Denny Walling	Slugging %	.807	2
	Denny Walling	HR/Game	0.34	4
1976	Denny Walling	Batting Average	.421	10
	Clemson	Fielding %	.967	8
	Chuck Porter	Wins	12	9
	David Caldwell	3B/Game	0.16	12
	Clemson	Fielding %	.967	9
1977	Clemson	R/Game	7.8	13
	Brian Snyder	ERA	1.19	2
	Ron Musselman	Wins	12	6
	Bill Foley	HR/Game	0.27	15
	Clemson	R/Game	8.3	10
1979	Clemson	R/Game	8.3	10
1980	Tim Teufel	RBI/Game	1.43	11
1981	Greg Guin	2B/Game	0.37	14
1982	Clemson	2B/Game	2.19	4
1983	Clemson	ERA	3.48	13
1984	Clemson	ERA	2.99	6
1985	Clemson	2B/Game	1.96	7
1986	Clemson	DP/Game	1.11	8
1987	Clemson	ERA	3.79	11
	Bill Spiers	3B/Game	0.17	10
	Clemson	2B/Game	2.35	8
	Clemson	SB/Game	2.76	9
1989	Clemson	ERA	3.23	13
	Brian Barnes	Strikeouts	208	1
	Brian Barnes	K/9 IP	12.8	2
	Brian Barnes	Wins	16	4
	John Pawlowski	ERA	1.96	19
1990	Clemson	R/Game	7.94	13
	Brian Kowitz	R/Game	1.32	2
	Eric Macrina	RBI/Game	1.30	6
	Eric Macrina	HR/Game	0.34	10
	Joe DeBerry	RBI/Game	1.17	20
	Clemson	R/Game	9.97	1
1991	Clemson	Winning %	.857	1
	Clemson	Wins	60	1
	Clemson	2B/Game	2.70	2
	Clemson	HR/Game	1.59	2
	Clemson	Slugging %	.571	5
	Clemson	Batting Average	.341	7
	Clemson	3B/Game	0.47	22
	Jason Angel	Wins	14	4
	Eric Macrina	HR/Game	0.35	16
	Billy McMillon	2B/Game	0.40	21
	Jason Angel	ERA	2.33	24
	Clemson	ERA	2.86	5
	Clemson	Winning %	.781	5
	Clemson	SB/Game	2.05	23
	Paxton Briley	ERA	1.69	5
1992	Kevin Northrup	SB/Game	0.73	10
	Clemson	2B/Game	2.20	13
	Clemson	3B/Game	0.45	21
	Chad Phillips	Wins	12	9
	Scott Winchester	Saves	10	13
1993	Keith Williams	RBI/Game	1.22	21
	Clemson	Wins	57	1
	Clemson	Winning %	.760	5
	Clemson	ERA	3.46	21
	Shane Monahan	Hits	137	1
1994	Shane Monahan	Runs	97	1
	Andy Taulbee	Wins	12	14
	Shane Monahan	R/Game	1.29	15
	Shane Monahan	Batting Average	.415	21
	Clemson	Wins	54	2
1995	Clemson	Winning %	.794	3
	Clemson	ERA	3.14	6
	Clemson	DP/Game	1.16	7
	Clemson	R/Game	8.38	10
	Clemson	Slugging %	.495	17
	Clemson	3B/Game	0.46	24
	Billy Koch	K/9 IP	11.5	5
	Scott Winchester	Saves	14	6
	David Miller	3B/Game	0.15	10
	Gary Burnham	2B/Game	0.41	23
	Clemson	ERA	3.03	1
	Clemson	Wins	51	4
	Clemson	Winning %	.750	11
	Clemson	Fielding %	.965	27
	Billy Koch	K/9 IP	12.3	3
1996	Kris Benson	Wins	14	T-4
	Kris Benson	ERA	2.02	5
	Kris Benson	K/9 IP	11.8	5
	Ken Vining	K/9 IP	10.6	21
	Clemson	HR/Game	1.48	25
1997	Kurt Bultmann	2B/Game	0.52	4
	Matthew LeCroy	HR/Game	0.38	25
	Clemson	Winning %	.729	13
	Clemson	Fielding %	.965	20
	Clemson	ERA	4.27	21
1998	Scott Clackum	Saves	9	T-14
	Clemson	2B/Game	2.45	15
	Clemson	R/Game	8.87	17
	Clemson	DP/Game	1.09	23
	Jason Harris	BB/Game	0.93	T-24
1999	Henri Stanley	BB/Game	0.93	T-24
	Clemson	Winning %	.739	9
	Clemson	Fielding %	.969	13
	Clemson	ERA	3.99	19
	Clemson	3B/Game	0.41	21
2000	Nick Glaser	Saves	15	T-6
	Ryan Riley	3B/Game	0.13	T-11
	Casey Stone	K/AB	1/18.1	18
	Clemson	HR/Game	1.35	16
	Clemson	Fielding %	.968	19
2001	Casey Stone	K/AB	1/27.4	2
	Jeff Baker	HR/Game	0.38	T-7
	Steve Reba	Winning %	.800	19
	Jeff Baker	RBI/Game	1.25	T-25
	Clemson	Winning %	.761	9
2002	Clemson	Fielding %	.971	9
	Clemson	HR/Game	1.58	11
	Clemson	Slugging %	.533	12
	Clemson	Batting Average	.324	21
	Clemson	R/Game	8.2	22
	Clemson	DP/Game	1.10	24
	Khalil Greene	Slugging %	.877	2
	Khalil Greene	Batting Average	.470	3
	Matt Henrie	Wins	13	T-4
	Steve Reba	Wins	13	T-4
	Khalil Greene	2B/Game	0.46	7
	Khalil Greene	R/Game	1.31	9
	Khalil Greene	HR/Game	0.38	11
	Jeff Baker	HR/Game	0.37	15
	Michael Johnson	HR/Game	0.35	20
2003	Khalil Greene	RBI/Game	1.28	22
	Jeff Baker	RBI/Game	1.28	23
	Michael Johnson	Slugging %	.749	24
	Clemson	DP/Game	1.11	7
	Michael Johnson	BB/Game	63	2
2004	Clemson	2B/Game	2.29	T-17
	Patrick Hogan	Saves	10	T-21

2005	Clemson	HR/Game	1.15	22
	Kris Harvey	HR/Game	0.38	6
	Taylor Harbin	2B/Game	0.42	13
	Brad Chalk	SH/Game	0.23	24
2006	Clemson	Winning %	.768	4
	Clemson	ERA	3.26	6
	Clemson	K/9 IP	8.0	17
	Clemson	HR/Game	1.16	19
	Clemson	Fielding %	.972	22
	Brad Chalk	SH/Game	0.31	6
	Andy D'Alessio	HR/Game	0.33	T-16
	Andy D'Alessio	RBI/Game	1.23	21
2007	Clemson	K/9 IP	8.3	12
	Clemson	ERA	3.73	25
	Andy D'Alessio	Home Runs	17	T-23
2008	Matt Vaughn	Saves	11	T-18
	D.J. Mitchell	Strikeouts	106	T-22
2009	Clemson	ERA	3.68	5
	Clemson	Double Plays	69	T-7
	Clemson	Walks	312	9
	Clemson	H/9 IP	8.62	11
	Clemson	K/9 IP	8.30	25
	Brad Miller	Walks	53	T-11
	Ben Paulsen	Hits	95	T-22
	Clemson	Double Plays	81	2
2010	Clemson	Walks	375	3
	Clemson	Runs	600	5
	Clemson	Sacrifice Flies	42	T-5
	Clemson	DP/Game	1.16	6
	Clemson	Hits	764	8
	Clemson	Home Runs	93	T-15
	Clemson	R/Game	8.6	19
	Clemson	Stolen Bases	106	T-25
	Jeff Schaus	RBI	87	4
	Kyle Parker	Runs	85	5
	Kyle Parker	Walks	56	T-15
	Mike Freeman	Hits	99	T-19
	Kyle Parker	R/Game	1.27	22
	Brad Miller	Walks	50	T-23
	Mike Freeman	Sacrifice Flies	7	T-25
2011	Kyle Parker	Home Runs	20	T-25
	Clemson	Sacrifice Flies	46	2
	Clemson	Hits	687	5
	Clemson	Batting Average	.318	6
	Clemson	Walks	304	6
	Clemson	Runs	449	11
	Clemson	Slugging %	.460	14
	Clemson	Stolen Bases	106	T-14
	Clemson	R/Game	7.1	15
	Clemson	H/9 IP	8.00	23
	Clemson	SB/Game	1.68	25
	Clemson	Doubles	127	T-25
	Brad Miller	On-Base %	.498	16
	Brad Miller	Batting Average	.395	25
	Spencer Kieboom	Sacrifice Flies	7	T-25
2012	Clemson	Double Plays	62	T-12
	Clemson	Walks	270	17
	Clemson	DP/Game	0.98	23
	Richie Shaffer	Walks	63	T-3
	Richie Shaffer	BB/Game	1.00	6
	Thomas Brittle	Triples	8	T-10
	Thomas Brittle	3B/Game	0.14	16
	Clemson	Stolen Bases	111	16
2013	Clemson	SB/Game	1.79	25
	Clemson	K/9 IP	8.15	11
2014	Clemson	Doubles	116	T-18
	Clemson	Stolen Bases	89	T-20
	Clemson	Sacrifice Flies	32	T-23
	Garrett Boulware	Sacrifice Flies	8	T-10
	Daniel Gossett	Strikeouts	107	22
	Clemson	Walks	274	18
	Steven Duggar	Walks	54	T-5
	Steven Duggar	Sacrifice Flies	8	T-10
2015	Steven Duggar	BB/Game	0.89	13
	Matthew Crownover	Wins	10	T-13
	Matthew Crownover	H/9 IP	5.94	20
	Zack Erwin	K/BB	5.75	21
	Matthew Crownover	ERA	1.82	25

TOP-25 NCAA STAT RANKINGS

2016	Clemson	Walks	359	2
	Clemson	Home Runs	75	T-7
	Clemson	HR/Game	1.17	11
	Clemson	Wins	44	T-13
	Clemson	Runs	461	16
	Clemson	Win %	68.8	19
	Clemson	R/Game	7.2	25
	Seth Beer	Walks	62	3
	Chris Okey	RBI	74	3
	Seth Beer	On-Base %	.535	4
	Pat Krall	ERA	1.67	7
	Seth Beer	BB/Game	1.00	T-7
	Chase Pinder	Runs	67	T-7
	Seth Beer	Slugging %	.700	9
	Pat Krall	WHIP	0.93	10
	Seth Beer	RBI	70	T-11
	Seth Beer	Home Runs	18	T-13
	Chris Okey	RBI/Game	1.16	15
	Chris Okey	Walks	51	T-17
	Pat Krall	Wins	10	T-18
	Weston Wilson	Sacrifice Flies	7	T-19
	Seth Beer	RBI/Game	1.13	21
	Seth Beer	HR/Game	0.29	T-23
2017	Clemson	K/BB	3.93	1
	Clemson	BB/9 IP	2.26	2
	Clemson	Shutouts	9	T-6
	Clemson	Walks	302	T-14
	Clemson	Sacrifice Flies	32	T-14
	Clemson	WHIP	1.24	17
	Clemson	Wins	42	T-18
	Clemson	Home Runs	73	T-21
	Clemson	ERA	3.59	23
	Seth Beer	Walks	64	2
	Seth Beer	BB/Game	1.02	3
	Alex Eubanks	K/BB	6.93	11
	Tyler Jackson	K/BB	6.80	12
	Tyler Jackson	BB/9 IP	1.08	14
	Seth Beer	On-Base %	.478	T-16
	Alex Eubanks	BB/9 IP	1.28	24
	Charlie Barnes	Strikeouts	113	T-24
2018	Clemson	HR/Game	1.56	2
	Clemson	Home Runs	98	T-3
	Clemson	Winning %	74.6	5
	Clemson	Walks	350	6
	Clemson	Wins	47	7
	Clemson	Slugging %	.451	25
	Seth Beer	Home Runs	22	5
	Seth Beer	HR/Game	0.35	10
	Seth Beer	Walks	54	T-12
	Chris Williams	RBI	72	T-12
	Chris Williams	Home Runs	18	T-17
	Chris Williams	RBI/Game	1.14	T-22

Note: **Bold** denotes led the nation.

ACC TOURNAMENT RESULTS

Year	Site	W-L	Score	Opponent
1973	Chapel Hill, N.C.	W	10-6	Wake Forest
	Chapel Hill, N.C.	W	3-1	Virginia
	Chapel Hill, N.C.	L	4-8	NC State
	Chapel Hill, N.C.	L ⁽¹⁰⁾	2-3	NC State
1974	Raleigh, N.C.	W	6-4	North Carolina
	Raleigh, N.C.	L	2-3	Virginia
	Raleigh, N.C.	W	9-6	Virginia
	Raleigh, N.C.	W	12-5	NC State
	Raleigh, N.C.	L	6-8	NC State
1975	Chapel Hill, N.C.	L	2-7	North Carolina
	Chapel Hill, N.C.	W	15-1	Wake Forest
	Chapel Hill, N.C.	W	7-6	North Carolina
	Chapel Hill, N.C.	L	2-3	NC State
1976	Clemson, S.C.	W	2-0	Wake Forest
	Clemson, S.C.	W	2-1	Maryland
	Clemson, S.C.	W	3-2	Maryland
1977	Clemson, S.C.	W	10-3	NC State
	Clemson, S.C.	L	4-5	Wake Forest
	Clemson, S.C.	W	14-6	NC State
	Clemson, S.C.	L	9-22	Wake Forest
1978	Clemson, S.C.	W	12-1	NC State
	Clemson, S.C.	W	13-0	Duke
	Clemson, S.C.	W	7-2	Wake Forest
1980	Raleigh, N.C.	W	4-0	Wake Forest
	Raleigh, N.C.	W	9-4	Maryland
	Raleigh, N.C.	W	5-4	NC State
	Raleigh, N.C.	W	12-3	North Carolina
1981	Chapel Hill, N.C.	W ⁽¹⁰⁾	7-6	Georgia Tech
	Chapel Hill, N.C.	L	0-1	Duke
	Chapel Hill, N.C.	W ⁽¹⁰⁾	6-5	Wake Forest
	Chapel Hill, N.C.	W	7-4	North Carolina
	Chapel Hill, N.C.	W	9-2	Duke
	Chapel Hill, N.C.	W	7-5	North Carolina
1982	Chapel Hill, N.C.	W	10-9	Duke
	Chapel Hill, N.C.	W	16-2	Georgia Tech
	Chapel Hill, N.C.	L	4-6	Virginia
	Chapel Hill, N.C.	L	0-3	North Carolina
1983	Chapel Hill, N.C.	W	12-5	Virginia
	Chapel Hill, N.C.	W	8-1	NC State
	Chapel Hill, N.C.	L	5-6	North Carolina
	Chapel Hill, N.C.	W	14-7	Duke
	Chapel Hill, N.C.	W	5-2	North Carolina
	Chapel Hill, N.C.	L	1-10	North Carolina
1984	Durham, N.C.	L	5-8	Duke
	Durham, N.C.	W	7-6	Virginia
	Durham, N.C.	W	12-1	Maryland
	Durham, N.C.	L	6-7	North Carolina
1985	Atlanta, Ga.	W	17-12	Maryland
	Atlanta, Ga.	W	3-2	North Carolina
	Atlanta, Ga.	L	9-12	Georgia Tech
	Atlanta, Ga.	W	10-8	Virginia
	Atlanta, Ga.	L	5-7	Georgia Tech
1986	Durham, N.C.	W ⁽¹⁴⁾	6-5	Wake Forest
	Durham, N.C.	L	5-16	Georgia Tech
	Durham, N.C.	W ⁽¹⁰⁾	7-2	Maryland
	Durham, N.C.	L	4-6	NC State
1987	Greenville, S.C.	W	11-4	Wake Forest
	Greenville, S.C.	W	9-4	North Carolina
	Greenville, S.C.	W	8-0	NC State
	Greenville, S.C.	L	1-7	Georgia Tech
	Greenville, S.C.	L	7-11	NC State
1988	Greenville, S.C.	W	9-1	Duke
	Greenville, S.C.	L	0-1	North Carolina
	Greenville, S.C.	W	9-0	Maryland
	Greenville, S.C.	W	5-4	North Carolina
	Greenville, S.C.	L	6-7	North Carolina
1989	Greenville, S.C.	W	8-0	Maryland
	Greenville, S.C.	W	9-3	Georgia Tech
	Greenville, S.C.	W	5-4	North Carolina
	Greenville, S.C.	W	9-2	NC State
	Greenville, S.C.	W	12-4	North Carolina
1990	Greenville, S.C.	W	13-3	Duke
	Greenville, S.C.	W	7-3	Virginia
	Greenville, S.C.	L	1-3	North Carolina
	Greenville, S.C.	L	5-6	NC State
1991	Greenville, S.C.	W	13-1	Maryland
	Greenville, S.C.	W	7-2	Wake Forest
	Greenville, S.C.	W	6-5	Georgia Tech
	Greenville, S.C.	W ⁽¹¹⁾	7-4	Virginia
	Greenville, S.C.	W	24-8	Georgia Tech
1992	Greenville, S.C.	W ⁽¹⁰⁾	3-2	Virginia
	Greenville, S.C.	W	5-2	Florida State
	Greenville, S.C.	L	1-11	NC State
	Greenville, S.C.	W	5-4	Georgia Tech
	Greenville, S.C.	W	11-0	Florida State
	Greenville, S.C.	L	3-7	NC State

1993	Greenville, S.C.	W	4-2	Duke
	Greenville, S.C.	W	6-1	Florida State
	Greenville, S.C.	W	9-8	Georgia Tech
	Greenville, S.C.	W	7-4	North Carolina
	Greenville, S.C.	L	5-7	Florida State
	Greenville, S.C.	W	11-7	NC State
1994	Greenville, S.C.	W	7-1	Maryland
	Greenville, S.C.	W	17-5	NC State
	Greenville, S.C.	W	9-6	Georgia Tech
	Greenville, S.C.	L	4-10	Florida State
	Greenville, S.C.	W	4-1	Florida State
1995	Greenville, S.C.	W	10-0	Maryland
	Greenville, S.C.	W	6-4	North Carolina
	Greenville, S.C.	W	11-0	Florida State
	Greenville, S.C.	W	16-7	NC State
	Greenville, S.C.	L	2-12	Florida State
	Greenville, S.C.	L	2-8	Florida State
1996	Chapel Hill, N.C.	W	6-1	Duke
	Chapel Hill, N.C.	W	6-1	Georgia Tech
	Durham, NC	L	2-4	Virginia
	Durham, NC	L	1-2	Florida State
1997	St. Petersburg, Fla.	W	8-6	Wake Forest
	St. Petersburg, Fla.	W	7-4	Georgia Tech
	St. Petersburg, Fla.	L	4-8	Florida State
	St. Petersburg, Fla.	W ⁽¹⁰⁾	11-6	NC State
	St. Petersburg, Fla.	L	0-10	Florida State
1998	Durham, N.C.	L	1-4	North Carolina
	Durham, N.C.	L	6-10	Georgia Tech
1999	Durham, N.C.	W	7-6	NC State
	Durham, N.C.	L	3-6	Wake Forest
	Durham, N.C.	W	7-6	Maryland
	Durham, N.C.	W	8-7	Florida State
	Durham, N.C.	L	5-9	Wake Forest
2000	Fort Mill, S.C.	W	9-5	Virginia
	Fort Mill, S.C.	W	8-4	Florida State
	Fort Mill, S.C.	L	8-9	Georgia Tech
	Fort Mill, S.C.	W	12-5	Virginia
	Fort Mill, S.C.	L	4-8	Georgia Tech
2001	Fort Mill, S.C.	L	3-7	Virginia
	Fort Mill, S.C.	W	7-6	North Carolina
	Fort Mill, S.C.	L	4-5	Florida State
2002	St. Petersburg, Fla.	W	10-0	Georgia Tech
	St. Petersburg, Fla.	L	4-9	Florida State
	St. Petersburg, Fla.	W	5-3	NC State
	St. Petersburg, Fla.	W	8-6	Wake Forest
	St. Petersburg, Fla.	L	1-4	Florida State
2003	Salem, Va.	L	2-10	North Carolina
	Salem, Va.	L	4-7	Duke
2004	Salem, Va.	W	7-6	North Carolina
	Salem, Va.	L ⁽¹³⁾	7-11	Georgia Tech
	Salem, Va.	W	12-1	NC State
	Salem, Va.	L	5-6	North Carolina
2005	Jacksonville, Fla.	L	1-8	Virginia
	Jacksonville, Fla.	W	9-1	Miami (Fla.)
	Jacksonville, Fla.	W	5-4	NC State
	Jacksonville, Fla.	L	4-5	Virginia
2006	Jacksonville, Fla.	W ⁽⁷⁾	13-1	Wake Forest
	Jacksonville, Fla.	W	3-2	Georgia Tech
	Jacksonville, Fla.	L ⁽¹⁰⁾	7-8	Georgia Tech
	Jacksonville, Fla.	W	16-11	Georgia Tech
	Jacksonville, Fla.	W	8-4	NC State
2007	Jacksonville, Fla.	W ⁽¹³⁾	5-4	Miami (Fla.)
	Jacksonville, Fla.	L	2-3	Wake Forest
	Jacksonville, Fla.	W	5-1	Florida State
2008	Jacksonville, Fla.	L	1-7	Miami (Fla.)
	Jacksonville, Fla.	L ⁽⁷⁾	0-10	NC State
	Jacksonville, Fla.	W	10-4	Georgia Tech
2009	Durham, N.C.	L	5-6	Virginia
	Durham, N.C.	L	4-10	Duke
	Durham, N.C.	W ⁽¹¹⁾	4-3	North Carolina
2010	Greensboro, N.C.	L	8-13	NC State
	Greensboro, N.C.	L	8-9	Virginia Tech
	Greensboro, N.C.	W	9-3	Georgia Tech
2011	Durham, N.C.	W	9-0	Georgia Tech
	Durham, N.C.	L	3-6	Florida State
	Durham, N.C.	W	6-3	NC State
2012	Greensboro, N.C.	L	2-3	Virginia
	Greensboro, N.C.	W	9-7	Florida State
	Greensboro, N.C.	L	1-5	Georgia Tech
2013	Durham, N.C.	L	3-6	NC State
	Durham, N.C.	L ⁽¹⁴⁾	7-12	North Carolina
	Durham, N.C.	L	0-7	Miami (Fla.)
2014	Greensboro, N.C.	W	5-3	Duke
	Greensboro, N.C.	W	3-2	Miami (Fla.)
	Greensboro, N.C.	L	0-3	Georgia Tech
2015	Durham, N.C.	L	1-3	Florida State
	Durham, N.C.	W	7-2	Louisville
	Durham, N.C.	L	3-6	North Carolina

RECORDS BY SITE & OPPONENT

Site	Years	W-L	Runs	Titles
Atlanta, Ga.	1	3-2	44-41	0
Clemson, S.C.	3	8-2	76-42	2
Chapel Hill, N.C.	5	17-9	168-111	1
Durham, N.C.	11	17-19	209-203	1
Fort Mill, S.C.	2	4-4	55-49	0
Greensboro, N.C.	3	4-5	45-48	0
Greenville, S.C.	9	35-12	349-196	4
Jacksonville, Fla.	4	9-6	89-73	1
Louisville, Ky.	1	0-2	5-16	0
Raleigh, N.C.	2	7-2	65-37	1
St. Petersburg, Fla.	2	6-4	58-56	0
Salem, Va.	2	2-4	37-41	0
Totals	45	112-71	1200-913	10

Team	W-L	Runs
Duke	9-5	99-60
Florida State	10-13	120-125
Georgia Tech	16-11	208-163
Louisville	2-0	12-5
Maryland	12-0	104-30
Miami (Fla.)	4-2	25-22
North Carolina	16-13	148-147
Notre Dame	1-0	21-4
NC State	18-12	221-160
Virginia	11-9	109-101
Virginia Tech	0-1	8-9
Wake Forest	13-5	125-87
Totals	112-71	1200-913

2016	Durham, N.C.	W	5-4	Virginia
	Durham, N.C.	W	5-3	Louisville
	Durham, N.C.	W	5-4	Wake Forest
	Durham, N.C.	W	18-13	Florida State
2017	Louisville, Ky.	L	3-6	Duke
	Louisville, Ky.	L	2-10	Virginia
2018	Durham, N.C.	W ⁽⁷⁾	21-4	Notre Dame
	Durham, N.C.	W	7-1	Miami (Fla.)
	Durham, N.C.	L	4-5	Florida State

Totals 112-71 (612) 45 Tourneys
 Note: Championship-clinching wins in **bold**.

NCAA TOURNAMENT RESULTS

Year	Site	W-L	Score	Opponent
1947	Charlotte, N.C.	L	2-8	Alabama
	Charlotte, N.C.	W	8-3	Auburn
	Charlotte, N.C.	W	1-0	Alabama
	Charlotte, N.C.	W	4-1	Alabama
	New Haven, Conn.	L	3-7	Yale
1950	Kannapolis, N.C.	L	1-6	Alabama
	Kannapolis, N.C.	L	2-4	Kentucky
1958	Gastonia, N.C.	L	6-8	Florida
	Gastonia, N.C.	W	4-2	George Washington
	Gastonia, N.C.	W ⁽¹⁰⁾	8-5	Florida State
	Gastonia, N.C.	W	15-14	Florida
	Gastonia, N.C.	W	3-1	Florida
	* Omaha, Neb.	W	3-1	Arizona
	* Omaha, Neb.	L	4-17	Holy Cross
	* Omaha, Neb.	L	3-5	Western Michigan
1959	Gastonia, N.C.	W	9-6	Georgia Tech
	Gastonia, N.C.	W	24-2	Florida State
	Gastonia, N.C.	W	5-0	Florida State
	* Omaha, Neb.	L ⁽¹²⁾	2-3	Arizona
	* Omaha, Neb.	W	7-1	Colorado State
	* Omaha, Neb.	L	0-7	Penn State
1967	Gastonia, N.C.	L	3-5	Florida State
	Gastonia, N.C.	W	5-0	West Virginia
	Gastonia, N.C.	W	6-4	Florida State
	Gastonia, N.C.	W	3-2	Auburn
	Gastonia, N.C.	L ⁽¹³⁾	5-6	Auburn
1975	Ypsilanti, Mich.	L	3-5	Eastern Michigan
	Ypsilanti, Mich.	L	4-5	Penn State
1976	Columbia, S.C.	W	13-2	Furman
	Columbia, S.C.	W	10-4	South Carolina
	Columbia, S.C.	W	6-2	Furman
	* Omaha, Neb.	W	9-4	Auburn
	* Omaha, Neb.	L ⁽¹⁰⁾	2-3	Eastern Michigan
	* Omaha, Neb.	L	6-10	Arizona
1977	Coral Gables, Fla.	W	8-7	Mississippi
	Coral Gables, Fla.	W	7-2	Miami (Fla.)
	Coral Gables, Fla.	L	3-10	Miami (Fla.)
	Coral Gables, Fla.	W	10-9	Miami (Fla.)
	* Omaha, Neb.	L	7-10	Arizona State
	* Omaha, Neb.	W	13-4	Temple
	* Omaha, Neb.	L	0-1	Cal State Los Angeles
1978	Coral Gables, Fla.	W	8-5	Miami (Fla.)
	Coral Gables, Fla.	L	3-9	Marshall
	Coral Gables, Fla.	L	5-7	Miami (Fla.)
1979	Coral Gables, Fla.	W	8-4	Georgia Southern
	Coral Gables, Fla.	L	1-2	Miami (Fla.)
	Coral Gables, Fla.	W	2-0	Georgia Southern
	Coral Gables, Fla.	L	1-4	Miami (Fla.)
1980	Clemson, S.C.	W	22-4	East Tennessee State
	Clemson, S.C.	W	6-2	South Carolina
	Clemson, S.C.	W	17-12	South Carolina
	* Omaha, Neb.	L	5-13	Miami (Fla.)
	* Omaha, Neb.	L	4-6	California
1981	Clemson, S.C.	L	2-7	Wichita State
	Clemson, S.C.	L	1-2	East Tennessee State
1987	Huntsville, Ala.	W	8-0	West Virginia
	Huntsville, Ala.	W	6-3	Seton Hall
	Huntsville, Ala.	L	5-6	Arkansas
	Huntsville, Ala.	W	6-3	Auburn
	Huntsville, Ala.	L	2-4	Arkansas
1988	New Britain, Conn.	W ⁽¹⁹⁾	3-2	Fordham
	New Britain, Conn.	L	1-6	Rutgers
	New Britain, Conn.	W	11-1	St. John's
	New Britain, Conn.	L	7-8	Kentucky
1989	Tallahassee, Fla.	W	6-2	Stetson
	Tallahassee, Fla.	L	7-14	Auburn
	Tallahassee, Fla.	W	13-5	Stetson
	Tallahassee, Fla.	W	11-1	Auburn
	Tallahassee, Fla.	L	1-8	Florida State
1990	Austin, Texas	L	6-9	Creighton
	Austin, Texas	W	8-5	Texas-Arlington
	Austin, Texas	L	3-4	Creighton
1991	Orono, Maine	W	13-5	Princeton
	Orono, Maine	W	8-3	Villanova
	Orono, Maine	W	10-9	Mississippi State
	Orono, Maine	W	13-5	Maine
	* Omaha, Neb.	L	4-8	Creighton
	* Omaha, Neb.	L	11-12	Long Beach State
1992	Starkville, Miss.	W	8-4	Yale
	Starkville, Miss.	L	5-6	UCLA
	Starkville, Miss.	L	6-7	Oklahoma
1993	Knoxville, Tenn.	W	7-3	Rutgers
	Knoxville, Tenn.	W	10-3	Fresno State
	Knoxville, Tenn.	L	4-11	Fresno State
	Knoxville, Tenn.	L	1-9	Kansas

1994	Clemson, S.C.	W	5-1	The Citadel
	Clemson, S.C.	L	1-8	Notre Dame
	Clemson, S.C.	W	6-1	Old Dominion
	Clemson, S.C.	L	5-11	Auburn
1995	Clemson, S.C.	W	8-4	Navy
	Clemson, S.C.	W	11-5	Jacksonville
	Clemson, S.C.	W	9-5	Winthrop
	Clemson, S.C.	W	7-4	Alabama
	* Omaha, Neb.	L	1-3	Tennessee
	* Omaha, Neb.	L	3-8	Stanford
1996	Clemson, S.C.	W	9-1	Charleston Southern
	Clemson, S.C.	W	5-1	Old Dominion
	Clemson, S.C.	W	6-3	West Virginia
	Clemson, S.C.	W	12-5	Tennessee
	* Omaha, Neb.	L	3-7	Miami (Fla.)
	* Omaha, Neb.	W ⁽¹⁰⁾	8-5	Oklahoma State
	* Omaha, Neb.	W	14-13	Alabama
	* Omaha, Neb.	L	5-14	Miami (Fla.)
1997	Lubbock, Texas	W	13-9	Nevada
	Lubbock, Texas	L	6-10	Rice
	Lubbock, Texas	L	7-12	Texas State
1998	Clemson, S.C.	W	12-3	The Citadel
	Clemson, S.C.	L ⁽¹⁶⁾	1-2	South Alabama
	Clemson, S.C.	L	5-8	Southern California
1999	Fayetteville, Ark.	L	5-23	Missouri State
	Fayetteville, Ark.	W	17-3	Delaware
	Fayetteville, Ark.	W	12-4	Arkansas
	Fayetteville, Ark.	W	8-7	Missouri State
	Fayetteville, Ark.	W	7-5	Missouri State
	College Station, Texas	L	3-20	Texas A&M
	College Station, Texas	W	10-3	Texas A&M
	College Station, Texas	L	4-5	Texas A&M
2000	Clemson, S.C.	W	4-0	Middle Tennessee
	Clemson, S.C.	W	9-3	Illinois
	Clemson, S.C.	W	21-3	Middle Tennessee
	Clemson, S.C.	W	11-4	Mississippi State
	Clemson, S.C.	W	9-4	Mississippi State
	* Omaha, Neb.	W	10-6	San Jose State
	* Omaha, Neb.	L	4-10	Stanford
	* Omaha, Neb.	L	4-5	Louisiana
2001	Clemson, S.C.	W	4-1	William & Mary
	Clemson, S.C.	W	24-4	Seton Hall
	Clemson, S.C.	W	8-2	Seton Hall
	Coral Gables, Fla.	L	8-10	Miami (Fla.)
	Coral Gables, Fla.	L	6-14	Miami (Fla.)
2002	Clemson, S.C.	W	15-1	Georgia Southern
	Clemson, S.C.	W	4-2	East Carolina
	Clemson, S.C.	W	21-1	East Carolina
	Clemson, S.C.	L	6-9	Arkansas
	Clemson, S.C.	W	8-7	Arkansas
	Clemson, S.C.	W	7-4	Arkansas
	* Omaha, Neb.	W	11-10	Nebraska
	* Omaha, Neb.	W	9-7	Georgia Tech
	* Omaha, Neb.	L	4-12	South Carolina
	* Omaha, Neb.	L	2-10	South Carolina
2003	Auburn, Ala.	L	8-10	Ohio State
	Auburn, Ala.	W ⁽¹⁰⁾	7-6	Princeton
	Auburn, Ala.	L	0-15	Auburn
2004	Athens, Ga.	W	10-6	Birmingham-Southern
	Athens, Ga.	L	3-6	Georgia
	Athens, Ga.	W	5-4	Birmingham-Southern
	Athens, Ga.	W	10-9	Georgia
	Athens, Ga.	L ⁽¹⁰⁾	6-7	Georgia
2005	Clemson, S.C.	W	12-2	North Carolina A&T
	Clemson, S.C.	W	6-0	College of Charleston
	Clemson, S.C.	W	8-3	Oral Roberts
	Waco, Texas	W	4-2	Baylor
	Waco, Texas	L	1-7	Baylor
	Waco, Texas	L	1-6	Baylor
2006	Clemson, S.C.	W	3-0	UNC Asheville
	Clemson, S.C.	W	13-3	Elon
	Clemson, S.C.	W	8-6	Mississippi State
	Clemson, S.C.	W	11-8	Oral Roberts
	Clemson, S.C.	W	6-5	Oral Roberts
	* Omaha, Neb.	W	8-4	Georgia Tech
	* Omaha, Neb.	L	0-2	North Carolina
	* Omaha, Neb.	L	6-7	Cal State Fullerton
2007	Myrtle Beach, S.C.	W	3-2	St. John's
	Myrtle Beach, S.C.	W	11-8	Coastal Carolina
	Myrtle Beach, S.C.	W	15-3	Coastal Carolina
	Starkville, Miss.	L	6-8	Mississippi State
	Starkville, Miss.	L	5-8	Mississippi State
2009	Clemson, S.C.	W	5-4	Tennessee Tech
	Clemson, S.C.	L	2-3	Oklahoma State
	Clemson, S.C.	W	10-0	Tennessee Tech
	Clemson, S.C.	W	15-1	Oklahoma State
	Clemson, S.C.	W	6-5	Oklahoma State
	Tempe, Ariz.	L	4-7	Arizona State
	Tempe, Ariz.	L	2-8	Arizona State

2010	Auburn, Ala.	W	10-1	Southern Mississippi
	Auburn, Ala.	W	5-2	Auburn
	Auburn, Ala.	L	10-11	Auburn
	Auburn, Ala.	W	13-7	Auburn
	Clemson, S.C.	L	4-5	Alabama
	Clemson, S.C.	W	19-5	Alabama
	Clemson, S.C.	W	8-6	Alabama
	* Omaha, Neb.	W	6-3	Arizona State
	* Omaha, Neb.	W	6-4	Oklahoma
	* Omaha, Neb.	L	1-5	South Carolina
	* Omaha, Neb.	L	3-4	South Carolina
2011	Clemson, S.C.	W	11-1	Sacred Heart
	Clemson, S.C.	W	12-7	Coastal Carolina
	Clemson, S.C.	L	6-7	Connecticut
	Clemson, S.C.	L	1-14	Connecticut
2012	Columbia, S.C.	W	11-3	Coastal Carolina
	Columbia, S.C.	L ⁽¹²⁾	4-5	South Carolina
	Columbia, S.C.	W	5-3	Coastal Carolina
	Columbia, S.C.	L	3-4	South Carolina
2013	Columbia, S.C.	L	3-8	Liberty
	Columbia, S.C.	W	10-2	St. Louis
	Columbia, S.C.	L	1-3	Liberty
2014	Nashville, Tenn.	L	1-18	Oregon
	Nashville, Tenn.	L	4-6	Xavier
2015	Fullerton, Calif.	L	4-7	Arizona State
	Fullerton, Calif.	L	8-10	Pepperdine
2016	Clemson, S.C.	W	24-10	Western Carolina
	Clemson, S.C.	L	2-12	Oklahoma State
	Clemson, S.C.	W	15-3	Western Carolina
	Clemson, S.C.	L	2-9	Oklahoma State
2017	Clemson, S.C.	W	5-4	UNC Greensboro
	Clemson, S.C.	L	4-9	Vanderbilt
	Clemson, S.C.	W	6-3	UNC Greensboro
	Clemson, S.C.	W	6-0	Vanderbilt
	Clemson, S.C.	L	0-8	Vanderbilt
2018	Clemson, S.C.	W ⁽¹⁰⁾	4-3	Morehead State
	Clemson, S.C.	L	3-4	Vanderbilt
	Clemson, S.C.	W	9-8	St. John's
	Clemson, S.C.	L	6-19	Vanderbilt

Totals 120-93 (.563) **43 Tournaments**

* - College World Series; Note: Championship-clinching wins in **bold**.

NCAA TOURNAMENT RECORDS

NCAA TOURNAMENT APPEARANCES

Rk	Team	App.
1.	Texas	59
2.	Florida State	56
3.	Miami (Fla.)	45
4.	Oklahoma State	44
5.	Clemson	43
6.	Cal State Fullerton	40
7.	Arizona State	39
8.	Oklahoma	37
	St. John's	37
	Southern California	37

COLLEGE WORLD SERIES APPEARANCES

Rk	Team	App.
1.	Texas	36
2.	Miami (Fla.)	25
3.	Arizona State	22
	Florida State	22
5.	Southern California	21
6.	Oklahoma State	20
7.	Cal State Fullerton	18
	Louisiana State	18
9.	Arizona	17
10.	Stanford	16
11.	Clemson	12
	Florida	12
13.	North Carolina	11
	South Carolina	11
15.	Mississippi State	10
	Northern Colorado	10
	Oklahoma	10

WEEKLY RANKINGS

1987

Date	BA	CB
Pre	---	---
2-16	14	---
2-23	13	---
3-2	13	---
3-9	13	20
3-16	10	8
3-23	10	7
3-30	8	8
4-6	8	10
4-13	9	6
4-20	9	7
4-27	11	12
5-4	9	11
5-11	9	9
5-18	10	13
5-26	10	10
Final	10	10

1988

Date	BA	CB
Pre	---	---
2-21	---	---
3-1	---	---
3-8	23	17
3-15	19	9
3-22	20	17
3-29	20	20
4-5	16	17
4-12	12	13
4-19	12	10
4-26	11	7
5-3	11	6
5-10	10	7
5-17	14	13
5-24	14	8
Final	15	21

1989

Date	BA	CB
Pre	13	15
2-13	14	16
2-20	13	16
2-27	15	21
3-6	13	19
3-13	14	14
3-20	13	14
3-27	14	11
4-3	11	10
4-10	8	7
4-17	12	9
4-24	16	15
5-1	18	---
5-8	18	24
5-15	25	---
5-22	19	16
Final	14	14

1990

Date	BA	CB
Pre	20	20
2-13	20	18
2-20	20	18
2-27	18	16
3-6	18	16
3-13	18	14
3-20	17	12
3-27	25	19
4-3	---	---
4-10	---	---
4-17	---	---
4-24	---	---
5-1	22	18
5-8	---	23
5-15	---	23
5-22	---	---
5-29	---	---
Final	---	---

1991

Date	BA	CB
Pre	---	22
2-12	---	22
2-19	---	22
2-26	---	22
3-5	18	22
3-12	16	23
3-19	15	14

3-26	14	16
4-2	13	13
4-9	11	10
4-16	11	11
4-23	6	8
4-30	5	6
5-6	5	5
5-13	4	5
5-20	4	4
5-27	4	3
Final	4	8

1992

Date	BA	CB
Pre	18	24
2-17	18	24
2-24	16	22
3-2	14	18
3-9	10	9
3-16	10	6
3-23	8	7
3-30	5	4
4-7	4	3
4-14	3	2
4-21	3	2
4-28	4	3
5-5	4	4
5-12	4	3
5-19	5	6
5-26	7	10
Final	7	10

1993

Date	BA	CB	USA
Pre	19	21	20
2-8	20	21	20
2-22	22	---	22
3-1	20	25	22
3-8	24	---	18
3-15	24	---	16
3-22	---	---	19
3-29	---	---	22
4-5	---	---	18
4-12	---	---	16
4-19	---	---	17
4-26	---	---	22
5-3	---	---	19
5-10	22	---	15
5-17	22	25	12
5-24	16	22	11
Final	17	17	16

1994

Date	BA	CB	USA
2-14	---	25	NP
2-21	---	17	NP
2-28	---	22	NP
3-7	---	15	NP
3-14	---	7	NP
3-21	---	7	NP
3-28	15	14	7
4-4	13	12	7
4-11	8	7	5
4-18	8	6	4
4-25	9	4	5
5-2	6	1	2
5-9	3	1	1
5-16	1	1	1
5-23	1	1	1
5-31	4	9	NP
Final	4	9	9

1995

Date	BA	CB	USA
Pre	5	4	5
2-13	5	4	5
2-20	9	8	7
2-27	8	8	7
3-6	6	6	4
3-13	4	5	4
3-20	2	2	2
3-27	1	1	1
4-3	3	3	4
4-10	2	2	3
4-17	2	2	2
4-24	5	4	6
5-1	3	4	3
5-8	3	4	3
5-15	5	7	5

5-22	4	5	6
5-29	4	4	5
Final	8	8	8

1996

Date	BA	CB	USA
Pre	7	21	8
2-13	7	21	NP
2-20	11	22	19
2-27	10	18	15
3-5	5	9	8
3-12	5	5	6
3-19	6	10	9
3-26	7	9	7
4-2	9	9	8
4-9	9	9	7
4-16	4	8	4
4-23	7	12	8
4-30	11	16	9
5-7	6	10	8
5-14	5	8	5
5-21	8	10	9
5-27	5	7	NP
Final	5	4	4

1997

Date	BA	CB	USA
Pre	22	17	18
2-10	22	17	NP
2-17	22	17	13
2-24	19	10	11
3-3	21	12	13
3-10	13	12	12
3-17	11	10	10
3-24	16	15	13
3-31	17	18	13
4-7	---	25	15
4-14	---	---	17
4-21	---	---	22
4-28	---	---	23
5-5	---	---	21
5-12	---	---	20
5-19	---	25	22
5-26	---	---	NP
Final	---	---	24

1998

Date	BA	CB	USA
Pre	---	16	22
2-9	23	16	NP
2-16	23	16	16
2-23	21	14	13
3-2	16	10	10
3-9	12	5	7
3-16	10	5	6
3-23	8	4	4
3-30	7	5	4
4-6	7	5	3
4-13	9	8	7
4-20	8	7	4
4-27	7	7	3
5-4	8	10	5
5-11	13	18	9
5-18	18	18	14
5-25	21	23	NP
Final	21	23	19

1999

Date	BA	CB	USA
Pre	14	20	16
2-8	14	22	NP
2-15	11	20	13
2-22	12	20	14
3-1	19	---	22
3-8	---	---	---
3-15	---	---	---
3-22	---	---	---
3-29	---	---	---
4-5	---	---	---
4-12	---	---	---
4-19	---	---	---
4-26	---	23	---
5-3	---	23	---
5-10	---	19	---
5-17	---	19	---
5-24	24	16	---
5-31	17	12	NP
6-7	17	13	NP
Final	17	13	14

2000

Date	BA	CB	USA
Pre	24	11	15
2-7	19	NP	NP
2-14	19	11	18
2-21	17	9	13
2-28	15	8	12
3-6	16	8	10
3-13	10	4	7
3-20	7	1	5
3-27	4	1	4
4-3	9	8	7
4-10	7	6	6
4-17	9	7	6
4-24	7	7	5
5-1	8	9	8
5-8	6	8	6
5-15	7	6	7
5-22	9	8	8
5-29	7	5	NP
6-5	3	3	NP
Final	7	6	5

2001

Date	BA	CB	USA
Pre	10	5	5
2-5	10	5	NP
2-12	13	5	8
2-19	14	10	10
2-26	14	13	13
3-5	14	13	15
3-12	14	10	14
3-19	14	10	11
3-26	13	14	12
4-2	11	8	12
4-9	17	17	18
4-16	12	13	18
4-23	12	12	15
4-30	17	14	16
5-7	17	13	16
5-14	15	13	17
5-21	19	14	20
5-28	17	12	NP
6-4	17	13	NP
Final	17	13	14

2002

Date	BA	CB	USA
Pre	2	6	5
2-11	2	4	4
2-18	3	4	4
2-25	2	3	3
3-4	2	3	3
3-11	2	2	2
3-18	2	2	2
3-25	2	1	1
4-1	1	1	1
4-8	1	1	1
4-15	1	1	1
4-22	1	1	1
4-29	1	1	1
5-6	1	1	1
5-13	1	1	1
5-20	6	6	5
5-27	5	7	4
6-3	5	5	NP
6-10	4	4	NP
Final	3	3	3

2003

Date	BA	CB	USA
Pre	19	18	15
2-3	NP	18	NP
2-10	19	18	14
2-17	18	17	12
2-24	19	19	18
3-3	19	19	18
3-10	19	19	18
3-17	17	14	16
3-24	14	10	13
3-31	20	15	17
4-7	18	13	14
4-14	19	15	15
4-21	---	---	20
4-28	20	16	14
5-5	20	15	14
5-12	---	---	19
5-19	24	21	17
5-26	---	---	21

6-2	---	---	NP
6-9	---	---	NP
Final	---	---	---

2004

Date	BA	CB	USA
Pre	11	17	13
2-9	11	17	14
2-16	11	17	14
2-23	11	17	11
3-1	18	---	25
3-8	25	---	---
3-15	---	---	---
3-22	---	---	---
3-29	---	---	---
4-5	---	23	---
4-12	---	---	---
4-19	---	17	---
4-26	22	11	25
5-3	---	13	---
5-10	---	20	---
5-17	---	---	---
5-24	---	22	---
5-31	---	22	---
6-7	---	---	NP
6-14	---	---	NP
Final	---	---	---

2005

Date	BA	CB	USA
Pre	---	21	23
2-7	---	21	23
2-14	---	21	24
2-21	---	---	---
2-28	---	24	---
3-7	---	---	---
3-14	---	---	---
3-21	---	---	---
3-28	---	---	---
4-4	---	---	---
4-11	---	---	---
4-18	---	---	---
4-25	---	---	---
5-2	---	---	---
5-9	---	---	---
5-16	---	24	---
5-23	20	12	19
5-30	15	12	19
6-7	13	12	NP
6-14	14	13	NP
Final	14	13	16

2006

Date	BA	CB	USA</
------	----	----	-------

WEEKLY RANKINGS

2018

Date	BA	CB	D1	NCBWA	PG	USA
Pre	12	15	---	19	24	21
2-19	11	12	25	16	22	NP
2-26	10	7	14	14	16	NP
3-5	10	6	12	13	16	11
3-12	5	2	10	10	13	9
3-19	12	10	14	16	14	15
3-26	12	8	12	14	12	12
4-2	8	6	11	9	9	9
4-9	7	3	11	8	8	8
4-16	14	13	17	16	12	15
4-23	14	14	12	12	8	10
4-30	10	8	10	8	6	9
5-7	8	5	8	7	5	6
5-14	9	4	8	7	5	7
5-21	6	4	6	5	4	5
5-28	7	2	7	5	7	7
6-5	NP	17	NP	19	NP	NP
6-12	NP	17	NP	NP	NP	NP
Final	19	17	20	19	12	18

BA - Baseball America; CB - Collegiate Baseball; D1 - D1Baseball; NCBWA - National College Baseball Writers Association; PG - Perfect Game; USA - USA Today; NP - no poll

COACHING RECORDS

Head Coach	Years	ACC				Overall			
		W	L	T	Win %	W	L	T	Win %
R.T.V. Bowman	(2) 1896,98					2	6	0	.250
Unknown	(2) 1899,00					12	5	0	.706
John Heisman	(3) 1901-03					28	6	1	.814
John McMakin	(3) 1904-06					20	23	3	.467
Frank Shaughnessy	(1) 1907					9	7	1	.559
Robert Lynch	(1) 1908					6	11	0	.353
Jesse Reynolds	(1) 1909					10	12	0	.455
Joe Holland	(1) 1910					10	11	0	.476
Frank Dobson	(3) 1911-13					37	21	0	.638
Thomas Robertson	(1) 1914					16	6	0	.727
Vet Sitton	(2) 1915,16					26	18	1	.589
Country Morris	(2) 1917,20					17	28	0	.378
Edward Donahue	(2) 1918,19					17	21	1	.449
Larry Conover	(1) 1921					5	14	0	.263
L.V.H. Durfee	(3) 1922-24					29	26	1	.527
Thomas May	(1) 1925					11	14	0	.440
Cul Richards	(1) 1926					8	11	0	.421
Tink Gillam	(1) 1927					11	13	1	.460
Joe Guyon	(4) 1928-31					42	36	3	.537
Jess Neely	(7) 1932-38					67	66	2	.504
Randy Hinson	(4) 1939,40,46,47					58	19	2	.747
Tom Rogers	(2) 1941,42					18	14	0	.563
Frank Howard	(1) 1943					12	3	0	.800
Walter Cox	(5) 1945,48-51					70	48	1	.592
Bob Smith	(6) 1952-57	18	34	2	.352	52	65	2	.445
Bill Wilhelm	(36) 1958-93	378	158	1	.705	1161	536	10	.683
Jack Leggett	(22) 1994-15	369	219	1	.627	955	480	1	.665
Monte Lee	(3) 2016-18	55	35	0	.611	133	57	0	.700
Totals	121 seasons	820	446	4	.647	2842	1577	30	.642

WINNINGEST HEAD COACHES

Rk	Head Coach	Current/Last School	Years	W	L	T	Win %
1.	* Mike Martin	Florida State	39	1987	713	4	.736
2.	Augie Garrido	Texas	44	1864	857	8	.684
3.	Gene Stephenson	Wichita State	36	1768	675	3	.723
4.	Mark Marquess	Stanford	41	1627	878	7	.649
5.	Jim Morris	Miami (Fla.)	37	1594	716	4	.690
6.	Cliff Gustafson	Texas	29	1427	373	2	.792
7.	Ron Polk	Mississippi State	35	1373	702	2	.662
8.	Rod Dedeaux	Southern California	44	1342	597	16	.691
9.	Jack Leggett	Clemson	36	1332	770	1	.634
	Jim Gilligan	Lamar	38	1332	870	7	.605
11.	Pete Dunn	Stetson	37	1312	887	3	.597
12.	Bob Bennett	Fresno State	34	1300	757	8	.631
13.	* John Anderson	Minnesota	37	1288	860	3	.599
14.	Ron Fraser	Miami (Fla.)	30	1267	440	9	.741
15.	* Keith Guttin	Missouri State	36	1259	776	0	.619
16.	Jack Stallings	Georgia Southern	39	1255	799	10	.610
17.	* Paul Mainieri	Louisiana State	30	1236	600	6	.673
18.	Larry Cochell	Oklahoma	35	1235	762	3	.618
19.	Jim Dietz	San Diego State	31	1230	751	18	.620
20.	* Danny Hall	Georgia Tech	31	1227	649	1	.654
21.	Richard Jones	Illinois	36	1214	719	6	.628
22.	Bill Wilhelm	Clemson	36	1161	536	10	.683
	Norm DeBriyn	Arkansas	33	1161	650	6	.641
24.	Chuck Brayton	Washington State	33	1158	525	7	.687
25.	Jay Bergman	Central Florida	30	1148	651	1	.638

* - active; Note: Records are through the 2018 season; only includes records as a head coach at a Division I school.

ASSISTANT COACHES

Year	Assistant	Assistant	Assistant
1958	Jim Partin	Don Wade	
1959	Jim Partin		
1960	Jim Partin		
1961	Bailey Hendley		
1962	Sam Poe		
1963	Coleman Glaze		
1964	Tommy Lyon		
1965	Tommy Lyon	Dick Sargent	
1966	Dale Smith	Sack Bagley	
1967	Ellis Dantzier		
1968			
1969			
1970	Bill Pate		
1971	Eddie Barbary		
1972			
1973			
1974	Bill Prophet		
1975	Kenny Bagwell		
1976	Richard Haynes		
1977	Kenny Bagwell		

1978	Turtle Thomas		
1979	Turtle Thomas	Lin Hamilton	
1980	Turtle Thomas	Lin Hamilton	
1981	Turtle Thomas	*Walker Swain	
1982	Turtle Thomas	*Walker Swain	Rod Delmonico
1983	Turtle Thomas	*Walker Swain	
1984	Turtle Thomas	*Walker Swain	Chip Reese
1985	Turtle Thomas	*Walker Swain	Chip Reese
1986	Dave Littlefield	*Jeff Gilbert	
1987	Dave Littlefield	*Joel Lepel	
1988	Dave Littlefield	*Joel Lepel	
1989	Kurt Seibert	*Joel Lepel	
1990	Kurt Seibert	*Dick Grapenthin	Randy Mazey
1991	Kurt Seibert	*Dick Grapenthin	Randy Mazey
1992	Jack Leggett	*Randy Mazey	Michael Spiers
1993	Jack Leggett	*Randy Mazey	Jim Schlossnagle
1994	Tim Corbin	*John Pawlowski	Gregg Kilby
1995	Tim Corbin	*John Pawlowski	Gregg Kilby
1996	Tim Corbin	*John Pawlowski	Kevin Erminio
1997	Tim Corbin	*John Pawlowski	Kevin Erminio
1998	Tim Corbin	*John Pawlowski	Kevin Erminio

1999	Tim Corbin	*Kevin O'Sullivan	Mike Hampton
2000	Tim Corbin	*Kevin O'Sullivan	Hank King
2001	Tim Corbin	*Kevin O'Sullivan	Shane Carley
2002	Tim Corbin	*Kevin O'Sullivan	Erik Bakich
2003	*Kevin O'Sullivan	Tom Riginos	Bradley LeCroy
2004	*Kevin O'Sullivan	Tom Riginos	Bradley LeCroy
2005	*Kevin O'Sullivan	Tom Riginos	Bradley LeCroy
2006	*Kevin O'Sullivan	Tom Riginos	Russell Triplett
2007	*Kevin O'Sullivan	Tom Riginos	Toby Bicknell
2008	Tom Riginos	*Kyle Bunn	Toby Bicknell
2009	Tom Riginos	*Kyle Bunn	Michael Johnson
2010	Tom Riginos	*Dan Pepicelli	Michael Johnson
2011	*Dan Pepicelli	Bradley LeCroy	Michael Johnson
2012	*Dan Pepicelli	Bradley LeCroy	Michael Johnson
2013	*Dan Pepicelli	Bradley LeCroy	Michael Johnson
2014	*Dan Pepicelli	Bradley LeCroy	Stephen Faris
2015	*Dan Pepicelli	Bradley LeCroy	Stephen Faris
2016	Bradley LeCroy	*Andrew See	Greg Starbuck
2017	Bradley LeCroy	*Andrew See	Greg Starbuck
2018	Bradley LeCroy	*Andrew See	Greg Starbuck

* - pitching coach

YEAR-BY-YEAR TEAM RECORDS

PRE-ACC ERA (1896-1953)

Head Coach	Year	W	L	T	Win %
R.T.V. Bowman	1896	0	2	0	.000
	1897	No Team			
R.T.V. Bowman	1898	2	4	0	.333
Unknown	1899	4	3	0	.571
Unknown	1900	8	2	0	.800
John Heisman	1901	10	2	1	.808
John Heisman	1902	9	3	0	.750
John Heisman	1903	9	1	0	.900
John McMakin	1904	8	5	1	.607
John McMakin	1905	6	8	1	.433
Phillip Sitton					
John McMakin	1906	6	10	1	.382
Frank Shaughnessy	1907	9	7	1	.559
Robert Lynch	1908	6	11	0	.353
Jesse Reynolds	1909	10	12	0	.455
Joe Holland	1910	10	11	0	.476
Frank Dobson	1911	13	10	0	.565
Frank Dobson	1912	11	6	0	.647
Frank Dobson	1913	13	5	0	.722

Thomas Robertson	1914	16	6	0	.727
Vet Sitton	1915	13	7	0	.650
Vet Sitton	1916	13	11	1	.540
Country Morris	1917	13	13	0	.500
Edward Donahue	1918	11	6	0	.647
Edward Donahue	1919	6	15	1	.295
Country Morris	1920	4	15	0	.210
Larry Conover	1921	5	14	0	.263
L.V.H. Durfee	1922	10	8	0	.556
L.V.H. Durfee	1923	13	8	1	.614
L.V.H. Durfee	1924	6	10	0	.375
Thomas May	1925	11	14	0	.440
Cul Richards	1926	8	11	0	.420
Tink Gillam	1927	11	13	1	.460
Joe Guyon	1928	12	9	2	.565
Joe Guyon	1929	15	11	1	.574
Joe Guyon	1930	9	14	0	.391
Joe Guyon	1931	6	2	0	.750
Jess Neely	1932	14	6	0	.700
Jess Neely	1933	10	10	0	.500

Jess Neely	1934	8	8	1	.500
Jess Neely	1935	16	7	1	.688
Jess Neely	1936	6	11	0	.353
Jess Neely	1937	7	12	0	.368
Jess Neely	1938	6	12	0	.333
Randy Hinson	1939	10	7	0	.588
Randy Hinson	1940	12	2	2	.813
Tom Rogers	1941	10	6	0	.625
Tom Rogers	1942	8	8	0	.500
Frank Howard	1943	12	3	0	.800
	1944	No Team			
Walter Cox	1945	7	6	0	.538
Randy Hinson	1946	12	5	0	.706
Randy Hinson	1947	24	5	0	.828
Walter Cox	1948	14	12	1	.537
Walter Cox	1949	11	12	0	.478
Walter Cox	1950	20	11	0	.625
Walter Cox	1951	18	7	0	.720
Bob Smith	1952	10	12	0	.455
Bob Smith	1953	11	6	0	.647

ACC ERA (1954-2018)

Head Coach	Year	W	L	T	Win %	ACC	Finish	Best Rank
Bob Smith	*1954	14	10	0	.583	8-4	1st	
Bob Smith	1955	7	11	0	.389	5-9	7th	
Bob Smith	1956	4	14	2	.250	2-10-2	7th	
Bob Smith	1957	6	12	0	.333	3-11	8th	
Bill Wilhelm	*1958	22	8	0	.733	11-3	1st	
Bill Wilhelm	*1959	24	8	0	.750	9-5	1st	7 CB
Bill Wilhelm	1960	11	10	1	.523	7-6	4th	
Bill Wilhelm	1961	12	11	0	.522	6-8	5th	
Bill Wilhelm	1962	17	8	0	.680	8-6	T-3rd	
Bill Wilhelm	1963	15	11	0	.577	9-5	T-2nd	
Bill Wilhelm	1964	13	13	0	.500	6-7	T-4th	
Bill Wilhelm	1965	18	10	2	.663	9-5	2nd	
Bill Wilhelm	1966	20	7	2	.724	9-4	2nd	
Bill Wilhelm	*1967	29	9	0	.763	11-2	1st	7 CB
Bill Wilhelm	1968	27	14	0	.659	11-7	4th	
Bill Wilhelm	1969	27	17	2	.609	12-8-1	3rd	
Bill Wilhelm	1970	32	16	0	.667	14-7	2nd	18 CB
Bill Wilhelm	1971	27	14	0	.659	10-4	2nd	22 CB
Bill Wilhelm	1972	19	15	0	.559	6-7	5th	
Bill Wilhelm	1973	24	16	0	.600	10-2	T-1st	
Bill Wilhelm	1974	23	15	0	.605	10-1	1st	
Bill Wilhelm	1975	33	10	0	.767	10-2	T-1st	25 CB
Bill Wilhelm	*1976	36	15	0	.706	10-2	1st	5 CB
Bill Wilhelm	1977	42	10	0	.808	9-1	1st	5 CB
Bill Wilhelm	*1978	39	14	0	.736	10-2	1st	25 CB
Bill Wilhelm	*1979	40	15	0	.727	10-1	1st	9 CB
Bill Wilhelm	*1980	38	21	0	.644	6-5	3rd	4 CB
Bill Wilhelm	*1981	34	24	0	.586	10-4	T-1st	
Bill Wilhelm	1982	37	22	0	.627	10-2	1st	
Bill Wilhelm	1983	30	20	1	.598	6-5	3rd	
Bill Wilhelm	1984	38	17	0	.691	12-2	T-1st	
Bill Wilhelm	1985	36	30	1	.545	9-4	T-1st	
Bill Wilhelm	1986	42	21	0	.667	9-4	3rd	

Bill Wilhelm	1987	54	14	1	.790	16-5	2nd	10 BA,CB
Bill Wilhelm	1988	54	14	0	.794	18-2	1st	15 BA
Bill Wilhelm	*1989	50	20	0	.714	13-5	2nd	14 BA,CB
Bill Wilhelm	1990	43	23	0	.651	14-6	2nd	
Bill Wilhelm	*1991	60	10	0	.857	18-3	1st	4 BA
Bill Wilhelm	1992	50	14	0	.781	19-5	1st	7 BA
Bill Wilhelm	*1993	45	20	0	.692	11-11	5th	16 USA
Jack Leggett	*1994	57	18	0	.760	20-4	1st	4 BA
Jack Leggett	1995	54	14	0	.794	20-4	1st	8 BA,CB,USA
Jack Leggett	1996	51	17	0	.750	17-7	2nd	4 CB,USA
Jack Leggett	1997	41	23	0	.641	13-10	4th	24 USA
Jack Leggett	1998	43	16	0	.729	14-9	T-2nd	19 USA
Jack Leggett	1999	42	27	0	.609	13-10	3rd	13 CB
Jack Leggett	2000	51	18	0	.739	17-7	2nd	5 USA
Jack Leggett	2001	41	22	0	.650	17-7	2nd	13 CB
Jack Leggett	2002	54	17	0	.761	16-8	4th	3 BA,CB,USA
Jack Leggett	2003	39	22	0	.639	15-9	T-3rd	
Jack Leggett	2004	39	26	0	.600	14-10	T-4th	
Jack Leggett	2005	43	23	0	.652	21-9	2nd	13 CB
Jack Leggett	*2006	53	16	0	.768	24-6	^1st	5 BA,CB,USA
Jack Leggett	2007	41	23	0	.641	18-12	^2nd	12 CB
Jack Leggett	2008	31	27	1	.534	11-18-1	^4th	
Jack Leggett	2009	44	22	0	.667	19-11	^2nd	14 USA
Jack Leggett	2010	45	25	0	.643	18-12	^T-1st	4 CB,USA
Jack Leggett	2011	43	20	0	.683	17-13	^2nd	16 USA
Jack Leggett	2012	35	28	0	.556	16-14	^3rd	
Jack Leggett	2013	40	22	0	.645	18-12	^3rd	25 USA
Jack Leggett	2014	36	25	0	.590	15-14	^T-2nd	
Jack Leggett	2015	32	29	0	.525	16-13	^4th	
Monte Lee	*2016	44	20	0	.688	16-14	^4th	15 USA
Monte Lee	2017	42	21	0	.667	17-13	^3rd	22 USA
Monte Lee	2018	47	16	0	.746	22-8	^1st	12 PG
Totals	121 seasons	2842	1577	30	.642	820-446-4		

* - ACC champion; ^ - Atlantic Division

ALL-TIME RESULTS

1896 (0-2)

Head Coach - R.T.V. Bowman (1st Season)				
Date	Site	W-L	Score	Opponent
4-24	H	L	13-20	Furman
5-9	A	L	11-14	Furman

1897 - NO TEAM

1898 (2-4)

Head Coach - R.T.V. Bowman (2nd Season)				
Date	Site	W-L	Score	Opponent
4-8	A	L	4-10	Erskine
4-9	A	W	6-1	Erskine
4-16	A	L	2-5	Furman
4-23	H	W	14-3	Furman
5-7	A	L	4-13	Wofford
5-14	H	L	14-15	Furman

1899 (4-3)

Head Coach - Unknown				
Date	Site	W-L	Score	Opponent
3-29	H	L	3-14	Cornell
4-1	A	L	5-6	Wofford
4-8	N1	W	6-2	Erskine
4-28	A	L	4-9	Erskine
5-11	A	W	11-3	College of Charleston
5-12	N2	W ⁽⁶⁾	21-8	South Carolina
5-20	H	W	11-3	College of Charleston
N1 - Anderson, S.C.; N2 - Charleston, S.C.				

1900 (8-2)

Head Coach - Unknown				
Date	Site	W-L	Score	Opponent
3-27	H	W	9-7	Cornell
4-7	N1	W	6-2	Erskine
4-14	A	W	5-1	Furman
4-20	N2	L	7-13	Erskine
4-27	H	L	0-6	Wofford
5-7	H	W	12-0	College of Charleston
5-9	H	W	9-0	The Citadel
5-11	A	W	2-1	Newberry
5-12	A	W	5-4	South Carolina
5-16	A	W	13-3	Georgia
N1 - Anderson, S.C.; N2 - Greenwood, S.C.				

1901 (10-2-1)

Head Coach - John Heisman (1st Season)				
Date	Site	W-L	Score	Opponent
3-29	H	W	8-0	Auburn
3-30	H	W	11-4	Auburn
4-6	N1	L	0-14	North Carolina
4-12	A	L	6-7	Mercer
4-13	A	W	6-3	Mercer
4-23	H	W	25-2	Georgia
4-26	H	W	7-5	Wofford
4-30	H	W	14-1	Wake Forest
5-3	A	W	8-5	Wofford
5-8	H	T ⁽⁸⁾	2-2	North Carolina
5-9	H	W	17-2	The Citadel
5-10	A	W ⁽⁹⁾	15-8	Erskine
5-11	A	W	12-4	South Carolina
N1 - Charlotte, N.C.				

1902 (9-3)

Head Coach - John Heisman (2nd Season)				
Date	Site	W-L	Score	Opponent
3-29	N1	L	5-16	North Carolina
4-1	H	W	10-2	Hobart
4-3	H	W ⁽⁹⁾	6-2	Cornell
4-5	N2	W ⁽⁷⁾	9-0	\$ Virginia Tech
4-7	A	W	4-2	The Citadel
4-11	H	W	11-3	Mercer
4-12	A	L	4-12	Georgia Tech
4-17	H	L	1-2	Georgia
4-25	A	W	1-0	Newberry
4-26	A	W	3-1	South Carolina
5-9	A	W	11-3	Furman
5-13	H	W	6-3	Wofford
\$ - forfeited in the seventh inning with Clemson ahead 25-0; N1 - Charlotte, N.C.; N2 - Charleston, S.C.				

1903 (9-1)

Head Coach - John Heisman (3rd Season)				
Date	Site	W-L	Score	Opponent
4-4	H	W	11-0	Davidson
4-10	A	W	13-8	Georgia
4-11	A	W	5-1	Georgia Tech
4-13	A	W ⁽⁵⁾	3-0	Auburn

4-14	A	W	5-3	Mercer
4-18	H	L	2-5	Erskine
4-21	H	W	18-3	Wake Forest
5-1	A	W	10-4	Wofford
5-6	A	W	6-5	Newberry
5-11	H	W	11-1	Wofford

1904 (8-5-1)

Head Coach - John McMakin (1st Season)				
Date	Site	W-L	Score	Opponent
3-28	H	T	2-2	Newberry
4-2	A	W	5-3	Erskine
4-9	H	L	1-2	Furman
4-12	H	L	3-5	Wofford
4-18	N1	L	3-6	Davidson
4-19	A	W	15-1	Belmont Abbey
4-22	A	W	6-1	Georgia Tech
4-23	A	W ⁽¹²⁾	6-3	Georgia
4-27	A	L ⁽¹⁰⁾	2-4	Wofford
4-29	A	L	3-6	Mercer
4-30	A	W	12-4	Mercer
5-6	N2	W	11-1	Erskine
5-7	N2	W	15-8	Duke
5-14	H	W	11-1	Georgia Tech
N1 - Charlotte, N.C.; N2 - Anderson, S.C.				

1905 (6-8-1)

Head Coach - John McMakin (2nd Season)				
Date	Site	W-L	Score	Opponent
4-1	H	L	2-3	Georgia
4-8	H	W ⁽⁷⁾	8-3	Erskine
4-12	H	W ⁽¹¹⁾	4-3	Duke
4-14	A	L	0-2	Mercer
4-15	A	W	6-1	Mercer
4-22	A	L	4-5	Georgia Tech ⁽¹⁾
4-22	A	W	5-3	Georgia Tech ⁽²⁾
5-1	A	L	1-3	Newberry
5-3	A	W	10-4	Wofford
5-5	A	L	1-8	Furman
5-6	A	W	10-5	Erskine
5-10	H	L	1-2	Furman
5-13	A	L	2-5	Georgia
5-19	A	L	6-8	Furman
5-20	N1	T	3-3	Wofford
N1 - Anderson, S.C.				

1906 (6-10-1)

Head Coach - John McMakin (3rd Season)				
Date	Site	W-L	Score	Opponent
3-24	A	L	1-3	Georgia Tech
3-31	A	L	2-9	Georgia ⁽¹⁾
3-31	A	L	3-4	Georgia ⁽²⁾
4-7	H	L	6-7	Furman
4-12	H	W	13-4	Duke
4-20	A	L	0-4	Mercer
4-21	A	T ⁽¹³⁾	3-3	Mercer
4-25	A	W	9-2	Wofford
4-26	N1	W	8-0	Presbyterian College
4-27	N1	W	11-5	Furman
4-28	A	L	3-6	Newberry
4-30	H	L	0-6	Georgia Tech
5-4	N2	L	0-7	Duke
5-5	A	L	3-4	Furman
5-11	H	W	19-5	Wofford
5-12	N3	W	7-1	Wofford
5-19	H	L	2-4	Newberry
N1 - Greenwood, S.C.; N2 - Charlotte, N.C.; N3 - Anderson, S.C.				

1907 (9-7-1)

Head Coach - Frank Shaughnessy (1st Season)				
Date	Site	W-L	Score	Opponent
3-23	A	W	15-1	Presbyterian College
3-30	H	W	4-2	South Carolina
4-5	A	L	2-4	Georgia Tech
4-6	A	T ⁽¹¹⁾	2-2	Georgia Tech
4-12	H	W	8-0	Presbyterian College
4-13	A	W	7-5	Georgia
4-18	H	L	1-3	Erskine
4-20	H	L	0-2	Georgia
4-25	A	W	10-1	Wofford
4-26	N1	L	2-10	Furman
4-27	A	W	5-1	Newberry
4-29	A	L	2-6	South Carolina
4-30	A	L	2-5	Erskine
5-3	N2	L	4-5	Duke
5-4	N2	W	3-0	Duke
5-11	A	W	11-8	Furman
5-18	H	W	7-1	Newberry

N1 - Greenwood, S.C.; N2 - Charlotte, N.C.

1908 (6-11)

Head Coach - Robert Lynch (1st Season)				
Date	Site	W-L	Score	Opponent
3-28	H	W	7-2	Presbyterian College
4-3	A	L	2-4	Georgia Tech
4-4	A	L ⁽¹¹⁾	4-5	Georgia Tech
4-9	H	L	2-4	South Carolina
4-11	H	W	11-1	Furman
4-14	H	L	4-6	Wofford
4-17	H	W	5-4	Erskine
4-23	A	L	7-8	Newberry
4-24	N1	W	8-2	Furman
4-30	A	L	2-4	Wofford
5-1	N2	L	3-5	Duke
5-2	N3	L	0-1	Duke
5-8	A	L	0-8	Georgia
5-9	A	L	0-6	Georgia ⁽¹⁾
5-9	A	L	0-7	Georgia ⁽²⁾
5-13	H	W	4-3	Newberry
5-16	A	W	4-2	Newberry
N1 - Greenwood, S.C.; N2 - Charlotte, N.C.; N3 - Winston-Salem, N.C.				

1909 (10-12)

Head Coach - Jesse Reynolds (1st Season)				
Date	Site	W-L	Score	Opponent
3-29	H	W	5-4	Riverside Military
4-2	H	W	2-0	Georgia
4-3	H	W	10-3	Georgia
4-5	H	W	15-4	North Georgia
4-6	H	L	2-6	North Georgia
4-7	H	W	6-3	Erskine
4-10	A	W	7-6	Furman
4-14	A	L	2-4	Riverside Military
4-15	A	L	3-5	Gordon Military
4-16	A	W	7-4	Mercer
4-17	A	L	2-6	Mercer
4-21	H	L	7-8	Duke
4-22	A	L	2-3	Wofford
4-24	N1	L	1-4	Duke ⁽¹⁾
4-24	N1	L	0-1	Duke ⁽²⁾
4-29	A	L	0-3	Newberry
4-30	N2	L	5-6	Furman
5-1	A	L	0-3	Erskine
5-4	H	W	6-2	Wofford
5-7	A	L	0-3	South Carolina
5-8	A	W	4-2	South Carolina
5-11	H	W	8-2	Newberry
N1 - Chester, S.C.; N2 - Greenwood, S.C.				

1910 (10-11)

Head Coach - Joe Holland (1st Season)				
Date	Site	W-L	Score	Opponent
3-25	H	L	1-8	Erskine
3-26	H	W	4-0	Erskine
3-28	H	W	4-2	Riverside Military
4-1	A	W	1-0	Georgia
4-2	A	L	0-5	Georgia
4-8	H	W	2-1	Duke
4-9	H	L	3-14	Duke
4-14	A	W	8-1	Wofford ⁽¹⁾
4-14	A	W	5-4	Wofford ⁽²⁾
4-15	A	L	4-8	Newberry
4-16	A	W	5-3	Newberry
4-22	H	W	5-0	Furman
4-23	H	W ⁽¹¹⁾	3-2	Furman
4-29	N1	W	6-5	Erskine ⁽¹⁾
4-29	N1	L ⁽¹¹⁾	2-3	Erskine ⁽²⁾
4-30	A	L	6-8	Presbyterian College
5-13	A	L	0-5	Georgia Tech
5-14	A	L ⁽⁷⁾	0-4	Georgia Tech ⁽¹⁾
5-14	A	L ⁽⁷⁾	3-11	Georgia Tech ⁽²⁾
5-16	A	L	2-4	Mercer
5-17	A	L	1-9	Mercer
N1 - Greenwood, S.C.				

1911 (13-10)

Head Coach - Frank Dobson (1st Season)				
Date	Site	W-L	Score	Opponent
3-27	H	L	2-5	Georgia
3-28	H	L	0-3	Georgia
3-31	A	W	2-1	Erskine
4-1	A	W	8-3	Erskine
4-3	H	W	6-3	College of Charleston
4-7	A	W	4-0	Furman
4-14	H	W	2-1	Newberry
4-15	H	W	3-2	Newberry

4-21	H	W	6-0	Presbyterian College
4-22	H	W	6-2	Presbyterian College
4-26	A	W	8-5	Wofford
4-27	N1	L	0-7	Duke ⁽¹⁾
4-27	N1	L	5-9	Duke ⁽²⁾
4-28	A	W	6-1	College of Charleston
4-29	A	W	3-0	The Citadel
5-1	A	W	6-4	Furman
5-5	H	W	6-0	Wofford
5-6	H	L	2-3	Wofford
5-10	A	L ⁽⁸⁾	0-6	Mercer ⁽¹⁾
5-10	A	L ⁽⁷⁾	5-11	Mercer ⁽²⁾
5-12	A	L ⁽¹²⁾	6-7	Auburn
5-13	A	L ⁽⁸⁾	4-5	Auburn ⁽¹⁾
5-13	A	L	2-3	Auburn ⁽²⁾
N1 - Sumter, S.C.				

1912 (11-6)

Head Coach - Frank Dobson (2nd Season)				
Date	Site	W-L	Score	Opponent
3-29	A	L	0-8	Georgia
3-30	A	L	1-5	Georgia
4-3	H	W	6-0	College of Charleston
4-5	H	W	6-3	Erskine
4-6	H	W	4-3	Erskine
4-12	A	W	6-4	Georgia Tech
4-13	A	L	2-4	Georgia Tech
4-19	H	W	8-3	Furman
4-24	A	L ⁽¹⁰⁾	2-3	Wofford
4-25	A	W	4-2	Wofford
4-26	A	W	4-3	Newberry
4-27	A	L	1-4	Newberry
5-3	A	W	3-2	Presbyterian College
5-4	A	W	5-1	Presbyterian College
5-6	H	W	2-1	Auburn
5-7	H	W	4-3	Auburn
5-8	H	L	0-4	Auburn

ALL-TIME RESULTS

1915 (13-7)

Head Coach - Vet Sittin (1st Season)

Date	Site	W-L	Score	Opponent
3-26	N1	W	3-2	Furman
4-3	H	W	10-2	Furman
4-9	A	L	1-2	Erskine
4-10	A	L	6-8	Erskine
4-13	H	W	7-4	Richmond
4-14	A	W	7-4	Wofford
4-15	A	W	12-1	Wofford
4-17	H	W	13-3	The Citadel
4-27	H	W	8-2	Presbyterian College
4-28	H	W	2-1	Presbyterian College
4-30	H	L	3-6	Georgia
5-1	H	L	3-9	Georgia
5-8	A	L	3-10	Auburn ⁽¹⁾
5-8	A	L ⁽⁷⁾	1-3	Auburn ⁽²⁾
5-8	A	L ⁽⁷⁾	0-2	Auburn ⁽³⁾
5-13	H	W	18-7	Newberry
5-14	H	W	14-1	Newberry
5-15	A	W	10-1	Furman
5-17	N2	W	8-2	Furman
5-18	N2	W	5-3	Furman

N1 - Anderson, S.C.; N2 - Greenwood, S.C.

1916 (13-11-1)

Head Coach - Vet Sittin (2nd Season)

Date	Site	W-L	Score	Opponent
3-27	H	W	4-2	West Virginia Wesleyan
3-29	H	L	2-3	Erskine
4-4	H	W	6-0	Wofford
4-8	A	W	12-3	Erskine
4-11	H	W	4-2	The Citadel
4-12	H	W	16-1	The Citadel
4-13	H	W	11-1	Virginia Tech
4-14	H	L	3-4	Virginia Tech
4-18	A	W	7-0	Wofford
4-19	A	L	3-4	Furman
4-21	A	L	1-4	Georgia
4-22	A	L ⁽¹¹⁾	4-6	Georgia
4-24	N1	L	2-3	Wofford
4-25	N1	T ⁽¹⁷⁾	0-0	Furman
4-27	A	W	16-6	Duke
4-28	A	L	4-5	Duke
4-29	A	W	20	# Virginia Military
5-1	A	L	7-10	Virginia Tech
5-5	N1	W	5-4	Auburn
5-6	H	L	1-9	Auburn ⁽¹⁾
5-6	H	L	1-3	Auburn ⁽²⁾
5-8	H	W	3-0	Duke
5-9	H	W	13-3	Duke
5-12	N1	L	0-4	South Carolina
5-13	N1	W	7-5	South Carolina

\$ - first baseball game played on Riggs Field;
- no-hit game; N1 - Anderson, S.C.

1917 (13-13)

Head Coach - Country Morris (1st Season)

Date	Site	W-L	Score	Opponent
3-28	H	L	3-9	West Virginia Wesleyan
3-29	H	L	5-6	West Virginia Wesleyan
3-30	H	W	2-1	Erskine
3-31	A	W	3-0	Erskine
4-2	A	L	1-2	South Carolina
4-3	A	W	18-2	South Carolina
4-6	H	W	2-1	Wofford
4-7	H	W	9-2	Oglethorpe
4-10	H	W	15-1	Furman
4-13	A	L ⁽¹³⁾	0-1	Presbyterian College
4-14	A	W	6-3	Newberry
4-16	H	W	4-2	South Carolina
4-17	H	W	6-3	South Carolina
4-20	N1	W	2-1	Georgia
4-21	N1	L	2-3	Georgia
4-25	H	L	2-3	Georgia Tech
4-26	H	L	1-5	Georgia Tech
5-4	A	L	0-7	Auburn
5-5	A	L	3-8	Auburn
5-6	A	W ⁽⁷⁾	7-4	Auburn
5-8	A	L	3-5	Mercer ⁽¹⁾
5-8	A	L ⁽⁷⁾	1-2	Mercer ⁽²⁾
5-9	A	L	2-8	Georgia
5-12	H	L	1-2	Newberry
5-17	A	W	1-0	Wofford
5-18	A	W	7-5	Wofford

N1 - Anderson, S.C.

1918 (11-6)

Head Coach - Edward Donahue (1st Season)

Date	Site	W-L	Score	Opponent
4-5	H	L	1-2	North Carolina
4-10	H	W ⁽¹¹⁾	4-3	Wofford
4-12	H	L	2-3	Oglethorpe
4-13	H	W	7-6	Oglethorpe
4-16	H	W	7-2	Wake Forest
4-20	A	W	8-3	Furman
4-23	H	W	6-5	Georgia
4-24	H	L	0-2	Georgia
4-27	H	W	3-2	Erskine
5-2	H	L	1-2	Guilford
5-3	H	L	2-5	Guilford
5-6	A	W	8-3	Oglethorpe
5-7	A	W	7-3	Oglethorpe
5-9	H	W ⁽⁸⁾	7-0	Furman
5-16	A	W	3-0	Wofford
5-17	A	W	3-2	South Carolina
5-18	A	L ⁽¹²⁾	2-3	South Carolina

1919 (6-15-1)

Head Coach - Edward Donahue (2nd Season)

Date	Site	W-L	Score	Opponent
3-25	H	L	0-2	Furman
4-5	A	L	0-5	Georgia Tech ⁽¹⁾
4-5	A	L ⁽⁷⁾	3-9	Georgia Tech ⁽²⁾
4-7	A	L	0-1	Georgia
4-10	A	L	0-9	Georgia
4-12	H	L	4-6	Newberry
4-14	H	L	2-8	Duke
4-15	H	L ⁽¹²⁾	1-3	Duke
4-18	H	L	2-8	Alabama
4-19	H	W ⁽¹¹⁾	4-3	Alabama
4-23	H	L	6-7	Georgia
4-24	H	T ⁽¹¹⁾	2-2	Georgia
4-25	H	L	1-2	South Carolina
4-26	H	W	8-2	South Carolina
4-28	H	L	1-2	Presbyterian College
5-1	N1	L	1-6	Erskine
5-6	H	L	7-10	Wofford
5-9	H	W	8-3	The Citadel
5-14	A	L	0-3	Erskine
5-15	A	W	3-1	Newberry
5-16	A	W	4-0	South Carolina
5-17	A	W	1-0	South Carolina

N1 - Anderson, S.C.

1920 (4-15)

Head Coach - Country Morris (2nd Season)

Date	Site	W-L	Score	Opponent
4-2	H	L	2-6	Georgia
4-3	H	L	0-3	Georgia
4-5	H	L ⁽⁷⁾	0-10	Auburn
4-6	H	L	2-16	Auburn
4-10	A	L ⁽¹²⁾	4-5	Furman
4-15	A	L	0-1	Newberry
4-16	A	W ⁽⁸⁾	14-9	South Carolina
4-17	A	W	14-5	South Carolina
4-23	A	L	1-2	Georgia Tech
4-24	A	L ⁽¹⁰⁾	4-5	Georgia Tech
4-27	H	W	6-2	Presbyterian College
4-29	H	L	3-6	Elon
5-1	H	L	0-3	Erskine
5-4	H	L	0-5	Wofford
5-8	A	L	5-7	Presbyterian College
5-11	H	W	5-3	South Carolina
5-12	H	L	5-8	South Carolina
5-14	A	L	1-5	Georgia
5-15	A	L	0-8	Georgia

1921 (5-14)

Head Coach - Larry Conover (1st Season)

Date	Site	W-L	Score	Opponent
3-25	H	L ⁽¹⁰⁾	1-2	Georgia
3-26	H	L	2-10	Georgia
4-1	A	L	0-7	Georgia Tech
4-2	A	L	0-10	Georgia Tech
4-5	H	W	3-2	Erskine
4-8	A	L	1-12	Auburn
4-9	A	L	1-12	Auburn
4-13	H	L	1-4	Furman
4-15	N1	L	2-8	Newberry
4-20	A	L	1-2	Furman
4-21	H	L	3-5	Wake Forest
4-26	H	L	4-6	Davidson
4-27	H	W	8-0	Presbyterian College
5-4	H	W ⁽¹²⁾	1-0	NC State
5-5	H	W	5-0	South Carolina

5-6	A	L	4-7	Wofford
5-7	A	W	6-1	Presbyterian College
5-11	A	L	3-5	Erskine
5-12	A	L	0-5	Newberry

N1 - Greenwood, S.C.

1922 (10-8)

Head Coach - L.V.H. Durfee (1st Season)

Date	Site	W-L	Score	Opponent
3-24	A	L	4-9	Georgia Tech
3-25	A	L	2-6	Georgia Tech
4-3	H	W	5-0	Presbyterian College
4-6	A	L	1-2	Georgia
4-7	A	L	1-2	Georgia
4-8	H	W	11-3	The Citadel
4-12	N1	W ⁽¹³⁾	4-1	Wofford
4-14	H	W	6-0	Erskine
4-15	A	L	1-8	Furman
4-21	A	W	3-0	Presbyterian College
4-22	A	W	8-3	Presbyterian College
4-26	H	W	3-1	South Carolina
4-27	H	W	4-3	Davidson
5-2	H	W	7-1	Wofford
5-4	N1	W	5-1	Erskine
5-11	H	L	0-4	Furman
5-12	A	L	8-9	Newberry
5-13	A	L	4-8	South Carolina

N1 - Anderson, S.C.

1923 (13-8-1)

Head Coach - L.V.H. Durfee (2nd Season)

Date	Site	W-L	Score	Opponent
3-30	H	W	8-0	Furman
3-31	A	W	3-0	Furman
4-3	H	W	6-2	Maryland
4-5	H	W	2-0	Erskine
4-6	H	L	2-6	Georgia
4-7	H	W	2-1	Georgia
4-9	H	W	17-1	Presbyterian College
4-12	H	L	0-9	Duke
4-14	A	W	6-1	Furman
4-18	A	W	5-3	Birmingham-Southern
4-19	A	L	4-6	Alabama
4-20	A	L	0-2	Mississippi
4-21	A	L	2-6	Mississippi
4-23	A	W	4-0	Erskine
4-25	H	L	4-12	Virginia Tech
4-26	H	L	2-3	Davidson
4-27	H	W	4-3	Newberry
4-30	H	T ⁽¹³⁾	3-3	Furman
5-3	H	W	5-3	The Citadel
5-4	A	W	3-0	Newberry
5-7	H	L	0-1	Mississippi College
5-8	H	W	4-1	Mississippi College

1924 (6-10)

Head Coach - L.V.H. Durfee (3rd Season)

Date	Site	W-L	Score	Opponent
3-28	H	L	5-19	Georgia
3-29	H	L	4-11	Georgia
4-15	A	L	1-4	Furman
4-16	H	L	4-7	Presbyterian College
4-17	H	W	6-0	South Carolina
4-19	A	L	0-7	Wofford
4-22	N1	L	4-11	Furman
4-26	H	L	1-14	Oglethorpe
4-28	H	L	7-12	Wofford
5-3	H	L	3-7	Furman
5-5	H	W	4-1	Erskine
5-7	A	W	4-1	Erskine
5-8	N2	W	4-1	Presbyterian College
5-9	A	L	2-7	Newberry
5-10	A	W	8-7	South Carolina
5-12	N2	W	10-3	The Citadel

\$ - no-hit game; N1 - Anderson, S.C.; N2 - Laurens, S.C.

1925 (11-14)

Head Coach - Thomas May (1st Season)

Date	Site	W-L	Score	Opponent
3-20	A	L	0-4	Georgia Tech
3-21	A	L	0-6	Georgia Tech
3-30	A	L	1-7	Georgia
3-31	A	L	0-6	Georgia
4-2	H	W	7-3	North Georgia
4-3	H	L	6-9	North Georgia
4-4	H	W	11-2	North Georgia
4-6	H	W	5-4	Wofford
4-7	H	W	4-2	Wofford

4-11	H	L	3-7	Furman
4-13	H	L	0-5	Michigan
4-14	H	L	1-7	Michigan
4-17	H	W	3-2	Presbyterian College
4-18	A	L	2-13	Wofford
4-21	H	W ⁽¹³⁾	9-8	Tennessee
4-22	A	L	4-7	Furman
4-24	H	W	6-2	South Carolina
4-29	A	W ⁽¹²⁾	2-1	Erskine
4-30	N1	L	2-9	Presbyterian College
5-1	A	L	8-9	Newberry
5-2	A	L	7-8	South Carolina
5-4	N2	W	7-5	Auburn
5-8	H	L	1-4	Virginia Tech
5-11	H	W ⁽¹⁰⁾	9-8	Erskine
5-13	H	W	6-4	The Citadel

N1 - Laurens, S.C.; N2 - Anderson, S.C.

1926 (8-11)

Head Coach - Cul Richards (1st Season)

Date	Site	W-L	Score	Opponent
3-19	A	L	2-5	Georgia Tech
3-20	A	W ⁽¹⁰⁾	6-5	Georgia Tech
3-25	H	L	5-9	Furman
3-27	A	L	1-2	Furman
4-3	A	L	5-6	Wofford
4-7	A	L	0-10	Auburn
4-8	A	L	0-7	Auburn
4-13	H	W ⁽¹⁰⁾	7-6	Presbyterian College
4-15	A	W ⁽¹⁰⁾	8-2	Erskine
4-16	A	L	0-4	Newberry
4-17	A	L	0-3	South Carolina
4-21	H	W	11-5	NC State
4-22	H	W	9-0	Davidson
4-23	H	W	8-3	The Citadel
4-26	H	W	12-0	Wofford
4-28	N1	L	1-5	Presbyterian College
5-3	H	L	0-2	Newberry
5-4	H	L	2-3	Erskine
5-7	H	W	10-3	Duke
N1 - Laurens, S.C.				

ALL-TIME RESULTS

4-24	A	L	1-4	Erskine
4-26	H	W	6-0	Presbyterian College
4-27	H	W	6-2	Newberry
4-30	A	W ⁽¹⁰⁾	8-6	Furman
5-2	H	L	3-11	Auburn
5-3	H	L	6-9	Auburn
5-4	H	W	6-5	Auburn
5-9	H	W	7-2	Furman
5-11	H	W	4-3	Erskine

1929 (15-11-1)

"State Champions"

Head Coach - Joe Guyon (2nd Season)

Date	Site	W-L	Score	Opponent
3-22	A	L	3-5	Georgia
3-23	A	L	2-4	Georgia
4-1	H	L ⁽¹¹⁾	0-2	South Carolina
4-3	A	L	1-2	Wofford
4-5	H	L	3-4	Georgia
4-6	H	W	9-7	Georgia
4-10	H	L	3-10	Michigan
4-11	H	L	4-16	Michigan
4-12	A	L	2-5	Georgia Tech
4-13	A	W	7-4	Georgia Tech
4-15	A	T ⁽¹²⁾	6-6	Auburn
4-16	A	W	4-3	Auburn
4-17	A	L	2-9	Oglethorpe
4-18	A	W	4-2	Oglethorpe
4-20	A	W	10-3	Furman
4-23	H	W	3-0	Newberry
4-24	H	W ⁽¹⁰⁾	6-5	Presbyterian College
4-26	H	W	3-0	Erskine
4-27	H	W	6-1	Furman
4-29	H	W	3-2	Wofford
4-30	H	L	4-5	Oglethorpe
5-3	A	W ⁽¹⁰⁾	1-0	Erskine
5-7	A	W	7-1	Presbyterian College
5-8	A	W	3-0	Newberry
5-9	A	L	6-8	South Carolina
5-11	A	W ⁽⁷⁾	4-0	The Citadel ⁽¹⁾
5-11	A	W ⁽⁷⁾	6-5	The Citadel ⁽²⁾

1930 (9-14)

Head Coach - Joe Guyon (3rd Season)

Date	Site	W-L	Score	Opponent
3-28	A	L	9-10	Georgia Tech
3-29	A	L	1-4	Georgia Tech
3-31	A	L	3-7	Oglethorpe
4-1	A	L	4-5	Oglethorpe
4-4	A	W	8-5	Wofford
4-5	H	L	4-7	Erskine
4-7	H	L	2-5	Florida
4-8	H	W	9-3	Florida
4-11	H	W	11-5	Wofford
4-15	A	W	4-3	Furman
4-17	H	L	4-8	Newberry
4-19	H	W	4-1	South Carolina ⁽¹⁾
4-19	H	L	2-9	South Carolina ⁽²⁾
4-22	H	W	7-6	Furman
4-26	A	W	9-6	The Citadel
4-28	A	L	2-18	South Carolina
4-29	A	L ⁽¹⁰⁾	3-5	South Carolina
4-30	A	W	15-0	Newberry
5-1	A	L	7-9	Presbyterian College
5-2	A	L ⁽¹¹⁾	4-5	Erskine
5-5	H	L ⁽¹¹⁾	3-4	Auburn
5-6	H	L ⁽¹⁰⁾	10-14	Auburn
5-9	N1	W	12-6	The Citadel

N1 - Anderson, S.C.

1931 (6-2)

Head Coach - Joe Guyon (4th Season)

Date	Site	W-L	Score	Opponent
4-9	H	W	6-3	Newberry
4-30	H	W	14-4	Davidson
5-2	A	L	1-10	South Carolina
5-4	A	W	6-2	The Citadel
5-11	H	W	6-1	The Citadel
5-12	H	W	3-2	The Citadel
5-13	H	W	5-4	South Carolina
5-14	H	L	1-5	South Carolina

Note: The season was shortened due to an outbreak of meningitis on campus in April.

1932 (14-6)

"State Champions"

Head Coach - Jess Neely (1st Season)

Date	Site	W-L	Score	Opponent
3-24	H	L	3-4	Georgia

3-25	H	L	8-11	Georgia
4-4	H	W	9-3	Newberry
4-5	H	L	2-3	Newberry
4-7	A	W	7-1	Presbyterian College
4-15	A	L	0-4	South Carolina
4-16	A	W	10-4	South Carolina
4-18	A	W	14-1	Erskine
4-19	A	W ⁽¹⁰⁾	2-1	Erskine
4-21	H	W	14-5	Presbyterian College ⁽¹⁾
4-21	H	W ⁽⁷⁾	14-1	Presbyterian College ⁽²⁾
4-22	H	W ⁽¹⁰⁾	12-11	Presbyterian College
4-26	H	W	13-9	South Carolina ⁽¹⁾
4-26	H	L ⁽⁷⁾	2-5	South Carolina ⁽²⁾
5-3	A	W	10-4	Newberry
5-4	A	L	2-4	Newberry
5-9	H	W	13-10	Erskine
5-10	H	W	3-0	Erskine
5-12	H	W	10-9	South Carolina
5-13	H	W	6-5	South Carolina

1933 (10-10)

Head Coach - Jess Neely (2nd Season)

Date	Site	W-L	Score	Opponent
3-24	H	L	11-14	Georgia
3-30	A	L	4-5	South Carolina
3-31	A	L	0-6	South Carolina
4-3	N1	W	11-4	Erskine
4-4	N1	L	4-5	Erskine
4-6	A	W	13-7	Presbyterian College
4-7	A	L	3-8	Presbyterian College
4-10	H	W	9-2	Newberry
4-11	H	W	6-5	Newberry
4-13	A	L	4-6	Georgia
4-14	H	W	4-1	Furman
4-17	H	L	3-4	South Carolina
4-20	A	L	0-3	# Erskine
4-21	H	W	6-3	Erskine
4-25	H	W	15-11	Presbyterian College ⁽¹⁾
4-25	H	W ⁽⁷⁾	3-0	Presbyterian College ⁽²⁾
4-27	A	L	8-9	Newberry
4-28	A	W	6-1	Newberry
5-1	A	W	9-8	Furman
5-2	H	L ⁽⁷⁾	1-4	Furman

- no-hit game; N1 - Anderson, S.C.

1934 (8-8-1)

Head Coach - Jess Neely (3rd Season)

Date	Site	W-L	Score	Opponent
3-30	H	L	6-7	Duke
3-31	H	W	10-5	Duke
4-4	H	L	9-11	Newberry
4-5	H	L	7-8	Furman
4-7	H	T ⁽¹¹⁾	7-7	NC State
4-9	A	W	15-8	Presbyterian College
4-10	A	W	5-3	Erskine
4-12	H	L	1-8	South Carolina
4-21	A	L	7-8	Furman
4-25	H	W	8-2	Presbyterian College
4-26	H	W ⁽¹²⁾	3-2	Erskine
4-27	A	L	4-5	Newberry
5-1	H	W	5-0	Wofford
5-2	A	L	4-6	South Carolina
5-3	A	W	9-6	Wofford
5-7	N1	W	5-2	Georgia
5-8	N1	L	3-4	Georgia

N1 - Gainesville, Ga.

1935 (16-7-1)

"State Champions"

Head Coach - Jess Neely (4th Season)

Date	Site	W-L	Score	Opponent
3-25	H	W	5-0	Michigan State
3-30	A	L	1-5	NC State
4-2	A	L	8-12	Duke ⁽¹⁾
4-2	A	W ⁽⁷⁾	3-0	Duke ⁽²⁾
4-5	H	W	4-0	Georgia Tech
4-9	H	W	10-2	Presbyterian College
4-12	A	L	0-2	Georgia
4-13	A	W	4-3	Georgia
4-15	A	W	12-3	Wofford
4-16	H	W	5-4	South Carolina
4-19	H	W	7-2	Georgia
4-20	H	W	6-4	Georgia
4-22	H	L	1-7	Newberry
4-24	A	T ⁽¹⁰⁾	4-4	Furman
4-25	H	W	5-1	Wofford
4-26	A	W	10-2	Georgia Tech
4-27	A	L	0-6	Georgia Tech ⁽¹⁾
4-27	A	L ⁽⁷⁾	1-2	Georgia Tech ⁽²⁾

4-30	H	W	5-0	Erskine
5-1	A	W	6-3	Presbyterian College
5-2	A	W	4-2	Erskine
5-7	H	W	3-2	Furman ⁽¹⁾
5-7	H	W ⁽⁷⁾	1-0	Furman ⁽²⁾
5-9	A	L	0-2	South Carolina

1936 (6-11)

Head Coach - Jess Neely (5th Season)

Date	Site	W-L	Score	Opponent
3-30	H	L	0-18	Michigan State
4-3	H	L ⁽⁷⁾	0-6	Georgia
4-4	H	L	3-8	Georgia
4-11	H	L	3-6	Erskine
4-13	A	L	0-6	Erskine
4-16	H	L	4-9	Cincinnati
4-17	H	W	10-8	Presbyterian College
4-20	H	W	7-1	The Citadel
4-21	H	W	6-1	The Citadel
4-24	A	W	7-1	^ South Carolina
4-28	A	L ⁽⁷⁾	2-6	Presbyterian College
5-1	H	L	5-12	NC State
5-5	H	L	5-6	South Carolina
5-8	A	L	2-6	Georgia
5-9	A	W	5-4	Georgia
5-11	H	W	2-0	Newberry
5-13	A	L	0-3	Newberry

^ - Clemson's first night game

1937 (7-12)

Head Coach - Jess Neely (6th Season)

Date	Site	W-L	Score	Opponent
3-30	H	L	1-8	Ohio
4-2	H	L	1-13	Georgia
4-3	H	W	3-2	Georgia
4-7	A	L	3-23	Erskine
4-9	A	L	0-5	Newberry
4-10	A	L	2-3	Wofford
4-12	A	L	7-10	The Citadel
4-13	A	L	0-3	The Citadel
4-15	A	W	5-4	Presbyterian College
4-16	H	L	2-5	Furman
4-20	H	W	6-5	Erskine
4-22	H	L	0-1	Newberry
4-24	H	W	9-4	Wofford
4-27	A	L	3-4	South Carolina
5-3	A	W	11-9	Georgia
5-4	A	W	6-1	Georgia
5-6	A	L	5-6	Presbyterian College
5-8	H	L	4-5	South Carolina
5-10	A	W	14-8	Furman

1938 (6-12)

Head Coach - Jess Neely (7th Season)

Date	Site	W-L	Score	Opponent
3-31	A	W	9-5	Wofford
4-4	A	L	5-9	Newberry
4-6	H	W	7-6	Erskine
4-11	N1	L	4-2	Erskine
4-13	H	W	4-4	Presbyterian College
4-14	A	L	11-14	Georgia
4-15	H	W	10-8	Newberry
4-16	H	L ⁽¹⁰⁾	5-6	Davidson
4-19	H	L	5-7	Georgia
4-22	A	W	15-5	Presbyterian College
4-25	H	L	0-3	The Citadel
4-26	H	L	2-10	The Citadel
4-28	A	L	7-14	Furman
5-2	A	L	2-7	Davidson
5-3	H	L	3-12	South Carolina
5-9	H	W	6-1	Wofford
5-10	A	L	0-3	South Carolina
5-11	H	L	4-6	Furman

N1 - Anderson, S.C.

1939 (10-7)

Head Coach - Randy Hinson (1st Season)

Date	Site	W-L	Score	Opponent
4-3	A	L	0-6	Georgia
4-4	A	L	4-27	Georgia
4-8	H	W	12-7	Ohio
4-10	H	L	7-11	Georgia
4-14	H	W	4-1	Newberry
4-15	A	L	0-2	Erskine
4-18	A	W	2-0	Wofford
4-20	H	W	10-7	Wofford
4-22	H	W	10-7	Presbyterian College
4-27	H	W	9-7	South Carolina
4-29	A	L	2-11	Newberry

5-1	A	W ⁽¹⁰⁾	7-5	South Carolina
5-2	A	W	4-0	The Citadel
5-3	A	L	2-7	The Citadel
5-5	H	L	4-6	Erskine
5-12	A	W	9-7	Furman
5-13	H	W	8-4	Furman

1940 (12-2-2)

Head Coach - Randy Hinson (2nd Season)

Date	Site	W-L	Score	Opponent
3-23	H	W	15-2	Davidson
3-25	H	T ⁽⁷⁾	3-3	Michigan State
4-1	H	W	13-7	Wofford
4-6	A	W ⁽¹⁰⁾	6-5	Erskine
4-11	A	W	7-6	South Carolina
4-15	H	W	11-5	Presbyterian College
4-18	A	T	13-13	Furman
4-23	H	L	3-4	Erskine
4-26	H	W	7-1	South Carolina
4-27	A	W	12-1	Presbyterian College
4-29	A	W	7-2	Wofford
5-1	H	W	16-9	Furman
5-8	N1	W	12-1	The Citadel
5-9	N1	W	18-12	The Citadel
5-11	H	L	4-10	North Carolina
5-15	A	W	8-5	Davidson

N1 - Sumter, S.C.

1941 (10-6)

Head Coach - Tom Rogers (1st Season)

Date	Site
------	------

ALL-TIME RESULTS

1945 (7-6)

Head Coach - Walter Cox (1st Season)

Date	Site	W-L	Score	Opponent
3-31	H	W	14-7	Wofford
4-4	A	W	15-14	Wofford
4-6	A	W	7-5	Newberry
4-7	A	L	0-6	Newberry
4-13	A	L	7-8	Presbyterian College
4-20	H	L	2-12	Presbyterian College
4-21	H	L	6-12	Presbyterian College
4-27	H	W	6-4	South Carolina
4-30	H	W	9-2	Wofford
5-4	A	L	7-11	South Carolina
5-5	A	L	0-4	South Carolina
5-9	A	W	4-2	Wofford
5-11	H	W	3-2	Newberry

1946 (12-5)

Head Coach - Randy Hinson (3rd Season)

Date	Site	W-L	Score	Opponent
3-29	H	W	6-0	# Erskine
4-3	A	L	1-2	South Carolina
4-5	H	W	23-0	Georgia
4-6	H	L	9-16	Georgia
4-9	H	W	5-4	Davidson
4-12	N1	L ⁽¹¹⁾	8-9	Georgia
4-13	A	W	10-6	Georgia
4-19	H	W	8-5	Presbyterian College
4-20	A	L	5-7	Newberry
4-23	A	W	4-2	Furman
4-26	A	W	5-1	Erskine
4-30	A	W	9-2	Wofford
5-6	H	L	1-6	Newberry
5-7	H	W	8-0	Wofford
5-11	A	W	8-3	Davidson
5-13	H	W	2-1	Furman
5-18	H	W	12-2	South Carolina

- no-hit game; N1 - Thomson, Ga.

1947 (24-5 OVERALL; 13-2 SoCon, 1ST)

NCAA SoCon Champion

NCAA Eastern Finals

Head Coach - Randy Hinson (4th Season)

Date	Site	W-L	Score	Opponent
3-25	H	W	10-9	* NC State
3-28	H	W	10-9	* Duke
3-29	H	L	11-13	* Duke
4-3	A	W	8-2	Presbyterian College
4-7	H	W	4-3	Wofford
4-8	H	W	2-1	* Davidson
4-11	A	W	4-1	* South Carolina
4-12	A	W	17-8	* South Carolina
4-17	H	W	7-2	Georgia
4-18	A	W	14-4	* The Citadel
4-21	A	L	7-8	Georgia
4-24	H	W	9-4	Newberry
4-26	A	W	10-5	Newberry
4-30	H	W ⁽⁷⁾	8-5	* The Citadel
5-2	A	W	5-4	Erskine
5-3	A	W	11-5	Wofford
5-5	H	W	19-7	* Furman
5-6	A	L	4-7	* Furman
5-9	H	W	3-2	Erskine
5-10	A	W	15-1	* Davidson
5-13	H	W	9-6	* Furman
5-14	A	W	13-3	* Furman
5-23	H	W	17-3	* South Carolina
5-24	H	W	10-8	* South Carolina
6-12	N1	W	8-3	# Auburn
6-13	N1	W	1-0	# Alabama
6-14	N1	L	2-8	# Alabama ⁽¹⁾
6-14	N1	W	4-1	# Alabama ⁽²⁾
6-20	A	L	3-7	\$ Yale

* - SoCon game; # - NCAA Southern Playoffs; \$ - NCAA Eastern Finals; N1 - Charlotte, N.C.

1948 (14-12-1 OVERALL; 8-8-1 SoCon)

Head Coach - Walter Cox (2nd Season)

Date	Site	W-L	Score	Opponent
3-22	H	T ⁽¹⁰⁾	8-8	* Virginia Tech
3-24	H	L	3-5	* Duke
3-25	H	L	2-3	* Duke
3-30	H	L	4-5	Ohio
4-1	H	L	1-4	* Washington & Lee
4-5	H	W	5-0	* Davidson
4-9	H	L	1-12	* North Carolina
4-10	A	L ⁽¹⁰⁾	6-7	* Davidson
4-12	A	L	2-5	Georgia
4-16	H	L	4-7	* South Carolina

4-17	H	W	11-2	* South Carolina
4-19	H	W	7-6	* Furman
4-23	H	W	9-2	Presbyterian College
4-24	A	L	4-5	Newberry
4-28	A	L	8-11	* Furman
4-30	A	W	8-1	Wofford
5-1	A	W	3-1	Erskine
5-3	H	L	1-3	* Furman
5-5	A	W	2-1	Presbyterian College
5-7	H	W	16-10	Wofford
5-10	A	W	5-4	* Furman
5-14	H	W	13-9	Newberry
5-15	N1	L	2-8	Erskine
5-18	H	W	4-3	* The Citadel
5-21	A	W	7-2	* South Carolina
5-22	A	W	6-5	* South Carolina
5-25	A	W	6-4	* The Citadel

* - SoCon game; N1 - Anderson, S.C.

1949 (11-12 OVERALL; 10-5 SoCon)

Head Coach - Walter Cox (3rd Season)

Date	Site	W-L	Score	Opponent
3-26	H	W	8-1	* Davidson
3-30	H	W	13-3	* Duke
3-31	H	L	16-18	* Duke
4-1	A	W	4-3	Presbyterian College
4-4	H	L	6-12	Georgia
4-9	H	L	5-19	Presbyterian College
4-15	A	L	7-9	Florida
4-16	A	L ⁽¹⁰⁾	13-14	Florida
4-18	H	L	18-20	Wofford
4-19	H	W	9-6	* Furman
4-23	A	L ⁽⁷⁾	0-2	* The Citadel ⁽¹⁾
4-23	A	W ⁽⁷⁾	5-0	* The Citadel ⁽²⁾
4-26	A	L	9-10	Newberry
4-27	A	W	16-3	* Furman
5-2	H	W ⁽¹⁰⁾	6-5	* Furman
5-4	A	L	1-3	Wofford
5-6	H	W ⁽¹¹⁾	6-5	* South Carolina
5-10	A	W ⁽¹²⁾	4-3	* Furman
5-13	H	W	10-5	* The Citadel
5-14	H	W	16-4	* The Citadel
5-16	N1	L	1-6	* NC State
5-20	A	L	2-4	* South Carolina
5-21	A	L	6-7	* South Carolina

* - SoCon game; N1 - Laurinburg, N.C.

1950 (20-11 OVERALL; 13-3 SoCon)

NCAA District III Playoffs

Head Coach - Walter Cox (4th Season)

Date	Site	W-L	Score	Opponent
3-24	H	W	14-12	Michigan State
3-25	H	L	5-18	Michigan State
3-29	H	L	8-9	* Duke
3-30	H	W	17-6	* Duke
4-1	A	W	15-2	Presbyterian College
4-6	N1	L	1-2	# Bradley
4-6	A	L	0-6	# Rollins
4-7	N1	W	9-1	# Bradley
4-8	A	W	13-9	# Rollins
4-11	H	W ⁽¹⁰⁾	11-10	Presbyterian College
4-12	A	L	5-8	Georgia
4-15	H	W	13-11	* Davidson
4-17	H	W	7-3	Georgia
4-18	H	W	12-0	* Furman
4-21	A	W	16-4	* The Citadel
4-22	A	W ⁽¹⁰⁾	7-5	* The Citadel
4-26	A	W	10-3	* Furman
4-29	A	L	4-6	* Davidson
5-1	H	W	21-6	* Furman
5-5	A	W	14-5	* South Carolina
5-6	A	L	2-10	* South Carolina
5-9	A	W	11-7	* Furman
5-12	H	W	19-10	* The Citadel
5-13	H	W	12-11	* The Citadel
5-15	H	W ⁽¹¹⁾	8-7	* South Carolina
5-16	H	W	18-9	* South Carolina
5-26	N2	L	2-14	+ Wake Forest
5-26	N2	W	1-0	+ Virginia Tech
5-27	N2	L	2-3	+ Maryland
6-8	N3	L	1-6	\$ Alabama
6-9	N3	L	2-4	\$ Kentucky

* - SoCon game; # - Rollins Invitational; + - SoCon Tournament; \$ - NCAA District III Playoffs; N1 - Winter Park, Fla.; N2 - Greensboro, N.C.; N3 - Kannapolis, N.C.

1951 (18-7 OVERALL; 16-2 SoCon)

Head Coach - Walter Cox (5th Season)

Date	Site	W-L	Score	Opponent
3-23	A	L	9-10	Rollins
3-24	A	L	2-5	Rollins
3-26	H	L	7-8	Michigan State
3-27	H	L	6-16	Michigan State
4-4	A	W	4-1	Erskine
4-7	A	W	12-5	* Davidson
4-9	H	W	8-6	* South Carolina
4-10	H	W	11-1	* South Carolina
4-14	A	W	15-5	* The Citadel ⁽¹⁾
4-14	A	W ⁽⁷⁾	3-1	* The Citadel ⁽²⁾
4-17	H	W	26-13	* Furman
4-20	H	W	7-6	* The Citadel
4-21	H	W	12-3	* The Citadel
4-25	A	W	10-8	* Furman
4-26	A	W	4-3	* Duke
4-27	A	W	4-3	* North Carolina
4-28	A	L	5-7	* NC State
4-30	H	W	6-1	* Furman
5-4	H	W	20-2	* Davidson
5-5	H	L ⁽¹⁰⁾	8-12	* Wake Forest
5-8	A	W	12-2	* Furman
5-11	N1	W	12-4	* South Carolina
5-12	A	W ⁽⁷⁾	16-5	* South Carolina
5-18	N2	W	6-2	+ West Virginia
5-19	N2	L	0-5	+ Duke

* - SoCon game; + - SoCon Tournament; N1 - Orangeburg, S.C.; N2 - Greensboro, N.C.

1952 (10-12 OVERALL; 10-10 SoCon)

Head Coach - Bob Smith (1st Season)

Date	Site	W-L	Score	Opponent
3-24	H	L	3-13	Michigan State
3-25	H	L ⁽⁸⁾	1-5	Michigan State
3-28	H	L	8-14	* Duke
3-29	H	W	10-9	* Duke
4-2	H	W	21-5	* Davidson
4-4	N1	W	5-2	* South Carolina
4-5	A	L	4-6	* South Carolina
4-7	H	L	5-12	* Wake Forest
4-8	H	L	14-16	* Wake Forest
4-12	A	L	3-4	* Davidson
4-14	A	L	2-6	* Duke
4-15	A	L	7-11	* Wake Forest
4-18	H	L	5-8	* The Citadel
4-19	H	W	14-4	* The Citadel
4-23	H	W	4-2	* Furman
4-25	H	L	3-4	* North Carolina
4-29	A	L ⁽¹⁵⁾	4-5	* Furman
5-3	A	W ⁽¹⁰⁾	6-4	* The Citadel ⁽¹⁾
5-3	A	W ⁽⁷⁾	6-4	* The Citadel ⁽²⁾
5-5	H	W ⁽¹⁰⁾	12-11	* Furman ⁽¹⁾
5-5	H	W ⁽⁷⁾	5-4	* Furman ⁽²⁾
5-9	H	W	3-1	* South Carolina

* - SoCon game; N1 - Orangeburg, S.C.

1953 (11-6 OVERALL; 11-6 SoCon)

Head Coach - Bob Smith (2nd Season)

Date	Site	W-L	Score	Opponent
3-24	H	W ⁽⁷⁾	4-3	* The Citadel ⁽¹⁾
3-24	H	W ⁽⁸⁾	11-7	* The Citadel ⁽²⁾
3-26	H	L	4-5	* Duke
4-3	A	L	4-5	* North Carolina
4-4	A	W	8-4	* NC State
4-8	A	W	15-1	* Furman
4-10	H	W ⁽⁷⁾	7-0	* Davidson ⁽¹⁾
4-10	H	W	6-4	* Davidson ⁽²⁾
4-13	H	W	13-4	* South Carolina
4-14	H	L	7-9	* South Carolina
4-22	H	W ⁽¹⁴⁾	13-12	* Furman
4-25	A	L ⁽⁷⁾	4-6	* Furman
5-1	N1	W	5-0	* The Citadel
5-2	A	L	1-5	* The Citadel
5-8	A	W	2-0	#* South Carolina
5-9	A	L	4-13	* South Carolina
5-11	N2	W	3-1	* Furman

* - SoCon game; # - no-hit game; N1 - Orangeburg, S.C.; N2 - Anderson, S.C.

1954 (14-10 OVERALL; 8-4 ACC, 1ST)

ACC Champion

Head Coach - Bob Smith (3rd Season)

Date	Site	W-L	Score	Opponent
3-22	A	W	3-2	Florida
3-23	A	L	9-10	Florida
3-26	N1	W ⁽⁸⁾	7-4	Ohio State
3-26	A	L	0-3	Rollins

3-27	N1	L	5-11	Ohio State
3-29	H	W	19-4	Washington & Lee
3-30	H	W	22-2	Washington & Lee
4-2	H	W	5-1	* NC State
4-3	H	W	8-4	* NC State
4-8	A	W	5-2	Furman
4-13	A	W	10-1	* South Carolina
4-15	A	W	5-3	* Wake Forest
4-20	A	W	5-0	* Wake Forest
4-23	A	W	5-4	* Duke
4-24	A	L	0-11	* Duke
4-30	H	W ⁽¹⁰⁾	4-3	* North Carolina
5-1	H	L	8-10	* North Carolina
5-4	H	W	2-0	* South Carolina
5-8	A	L	2-3	* Maryland ⁽¹⁾
5-8	A	L	0-3	* Maryland ⁽²⁾
5-12	H	L	9-13	Furman
5-15	N2	W	11-0	Newberry
5-22	H	L	10-11	\$ Virginia Tech
5-24	A	L	1-7	\$ Virginia Tech

* - ACC game; \$ - NCAA District III play-in game; N1 - Winter Park, Fla.; N2 - Joanna, S.C.

1955 (7-11 OVERALL; 5-9 ACC, 7TH)

Head Coach - Bob Smith (4th Season)

Date	Site	W-L	Score	Opponent
3-29	N1	W	5-3	* Duke
4-2	H	L ⁽⁷⁾	2-3	* NC State
4-7	H	W	3-2	* Virginia
4-8	H	W	11-8	* Virginia
4-12	H	L	4-18	* Maryland ⁽¹⁾
4-12	H	L ⁽⁷⁾	2-11	* Maryland ⁽²⁾

ALL-TIME RESULTS

5-10	A	L	2-4	* Maryland
5-11	A	L	3-8	* Virginia
5-14	H	W	10-6	* South Carolina

* - ACC game

1958 (22-8 OVERALL; 11-3 ACC, 1ST)

ACC Champion

College World Series Participant

Head Coach - Bill Wilhelm (1st Season)

Date	Site	W-L	Score	Opponent
3-24	H	W ⁽⁷⁾	7-5	Michigan State
3-27	A	W	9-1	Furman
3-31	A	W ⁽¹¹⁾	5-4	The Citadel
4-2	H	W	23-9	The Citadel
4-3	H	L	2-3	Michigan State
4-4	H	W	10-1	* Virginia
4-5	H	W	6-2	* Maryland
4-8	A	L	1-8	Georgia Tech
4-9	H	W	2-1	* North Carolina
4-14	A	W	10-4	* Virginia
4-15	A	W	13-4	* Maryland
4-16	A	W	6-5	* NC State
4-17	H	W	12-8	* Wake Forest
4-21	H	W	5-3	* South Carolina
4-25	A	L	1-2	* North Carolina
4-26	A	L	4-5	* Wake Forest
5-1	A	W	8-1	* Duke
5-3	A	W	15-11	* NC State
5-8	H	W	11-6	Furman
5-9	A	W	9-2	* South Carolina
5-12	A	L	1-7	* Duke
5-19	N1	W	4-1	^ North Carolina
6-5	N1	L	6-8	\$ Florida
6-7	N1	W	4-2	\$ George Washington
6-7	N1	W ⁽¹⁰⁾	8-5	\$ Florida State
6-9	N1	W	15-14	\$ Florida ⁽¹⁾
6-9	N1	W	3-1	\$ Florida ⁽²⁾
6-14	N2	W	4-1	! Arizona
6-15	N2	L	4-17	! Holy Cross
6-16	N2	L	3-5	! Western Michigan

* - ACC game; ^ - ACC Playoffs; \$ - NCAA District III Playoffs; !

- College World Series; N1 - Gastonia, N.C.; N2 - Omaha, Neb.

1959 (24-8 OVERALL; 9-5 ACC, 1ST)

ACC Champion

College World Series Participant

Ranked No. 7 by Collegiate Baseball

Head Coach - Bill Wilhelm (2nd Season)

Date	Site	W-L	Score	Opponent
3-23	H	W	8-6	The Citadel
3-26	H	W	6-1	Massachusetts
3-27	H	W	13-1	* Virginia
3-28	N1	W	9-2	* Maryland
3-30	A	W	8-2	Georgia
3-31	H	W	16-8	Adelphi
4-1	H	W	4-3	* Wake Forest
4-3	A	W	11-0	* South Carolina
4-4	A	W	6-4	Furman
4-6	H	L	3-6	* North Carolina
4-7	H	L	7-8	* NC State
4-14	A	L	3-7	* Maryland
4-15	A	L	3-4	* Virginia
4-24	A	W	2-1	* North Carolina
4-25	A	W	6-5	* Wake Forest
4-28	H	W	2-1	Georgia
4-30	A	W	12-7	* Duke
5-1	A	W	10-0	* Duke
5-2	A	L	2-9	* NC State
5-4	H	W	5-2	Georgia Southern
5-5	H	L	1-2	Georgia Southern
5-8	H	W	10-1	Furman
5-9	A	W	6-2	Oglethorpe
5-12	H	W	10-1	* South Carolina
5-16	N2	W	4-2	^ Wake Forest
5-18	N3	W	9-7	^ North Carolina
6-4	N3	W	9-6	\$ Georgia Tech
6-5	N3	W	24-2	\$ Florida State
6-6	N3	W	5-0	\$ Florida State
6-13	N4	L ⁽¹²⁾	2-3	! Arizona
6-14	N4	W	7-1	! Colorado State
6-15	N4	L	0-7	! Penn State

* - ACC game; ^ - ACC Playoffs; \$ - NCAA District III Playoffs; ! - College World Series; N1 - Orangeburg, S.C.; N2 - Thomasville, N.C.; N3 - Gastonia, N.C.; N4 - Omaha, Neb.

1960 (11-10-1 OVERALL; 7-6 ACC, 4TH)

Head Coach - Bill Wilhelm (3rd Season)

Date	Site	W-L	Score	Opponent
3-21	A	T	7-7	Georgia Southern
3-22	A	W ⁽⁸⁾	15-4	Georgia Southern
3-25	H	L	5-8	The Citadel
3-26	H	W	16-6	The Citadel
3-31	H	W	10-0	Georgia Tech
4-2	H	W	11-10	Georgia
4-8	H	W	15-5	* Virginia
4-9	H	L	5-20	* Maryland
4-15	A	W	4-0	* North Carolina
4-16	A	L	0-5	* NC State
4-19	A	W	6-2	* Virginia
4-23	H	W	12-10	* South Carolina
4-25	A	L	1-4	Georgia
5-2	H	W	15-5	* Wake Forest ⁽¹⁾
5-2	H	L ⁽⁷⁾	2-3	* Wake Forest ⁽²⁾
5-3	H	W	6-1	* Duke
5-4	H	W	4-2	* Duke
5-5	A	L	1-2	* South Carolina
5-9	H	L	3-6	* North Carolina
5-10	H	L ⁽¹⁰⁾	7-8	* NC State
5-13	H	L	4-6	Furman
5-14	A	L ⁽¹¹⁾	3-4	Furman

* - ACC game

1961 (12-11 OVERALL; 6-8 ACC, 5TH)

Head Coach - Bill Wilhelm (4th Season)

Date	Site	W-L	Score	Opponent
3-24	A	L	4-6	The Citadel
3-25	A	W	6-4	The Citadel
4-1	H	W	9-8	* Maryland
4-1	H	W	23-9	* Virginia
4-4	A	W	5-3	Georgia
4-7	H	L	5-8	* Duke
4-8	H	L	0-5	* Wake Forest
4-11	H	W	14-9	Furman
4-14	H	L	9-17	* North Carolina
4-18	H	W	21-5	* South Carolina
4-21	A	L	7-9	* Maryland
4-22	A	W	10-6	* Virginia
4-25	A	W	3-1	* South Carolina
4-28	A	L	2-9	* North Carolina
4-29	A	L ⁽⁷⁾	1-2	* NC State ⁽¹⁾
4-29	A	W	11-6	* NC State ⁽²⁾
5-2	A	W	15-5	Georgia Tech
5-5	A	L	3-4	* Wake Forest
5-6	A	L	1-3	* Duke
5-11	H	W	20-2	Rollins
5-12	H	L ⁽⁶⁾	2-4	Rollins
5-13	N1	W	7-4	% North Carolina
5-15	A	L ⁽⁶⁾	4-5	Furman

* - ACC game; % - not counted in ACC standings;

N1 - Belmont, N.C.

1962 (17-8 OVERALL; 8-6 ACC, T-3RD)

Head Coach - Bill Wilhelm (5th Season)

Date	Site	W-L	Score	Opponent
3-20	A	L	2-10	Georgia
3-23	H	W	17-1	The Citadel
3-24	H	W	22-3	The Citadel
3-30	A	L	8-14	Florida State
4-3	H	W	6-3	Georgia
4-7	H	W	3-2	* Maryland
4-10	H	L	3-4	* Duke
4-14	A	W	3-2	* Maryland
4-16	A	W ⁽⁷⁾	11-2	* Virginia ⁽¹⁾
4-16	A	L	5-7	* Virginia ⁽²⁾
4-19	H	W	14-11	Florida State
4-20	H	W	6-4	* Wake Forest
4-21	A	W	9-6	Georgia Tech ⁽¹⁾
4-21	A	W ⁽⁷⁾	18-4	Georgia Tech ⁽²⁾
4-24	A	W	5-4	* South Carolina
4-27	A	L	5-11	* North Carolina
4-28	A	W	9-2	* NC State
5-2	H	W	7-3	Furman
5-4	A	L	4-20	* Wake Forest
5-5	A	L	3-7	* Duke
5-8	H	W	27-17	* South Carolina
5-11	H	W	11-4	* North Carolina
5-12	H	L	0-1	* NC State
5-14	N1	W	6-0	% Wake Forest
5-15	A	W	11-1	Furman

* - ACC game; % - not counted in ACC standings;

N1 - Belmont, N.C.

1963 (15-11 OVERALL; 9-5 ACC, T-2ND)

Head Coach - Bill Wilhelm (6th Season)

Date	Site	W-L	Score	Opponent
3-21	A	L	7-10	Florida State
3-22	A	W	12-7	Florida State
3-23	A	L	3-12	Florida State
3-23	N1	W	17-4	Navy
3-27	A	W	6-4	Georgia Tech
3-29	A	W	7-4	The Citadel
3-30	A	L	3-7	# The Citadel
4-3	H	L	8-10	Georgia Tech
4-8	H	L	6-11	Georgia
4-10	A	L	2-5	Georgia
4-12	A	L	4-5	* Virginia
4-13	A	W	10-4	* Virginia
4-15	A	L	1-2	* Maryland
4-16	A	W ⁽¹³⁾	7-3	* Maryland
4-19	H	W	14-7	* NC State
4-20	H	W	8-2	* North Carolina
4-23	H	W	9-2	* South Carolina
4-26	A	L	5-14	* Wake Forest
4-27	A	W	5-1	* Duke
5-3	H	W	5-4	* Duke
5-4	H	L	8-14	* Wake Forest
5-7	A	W	6-5	Furman
5-10	A	W	12-11	* NC State
5-11	A	L	4-6	* North Carolina
5-14	A	W	5-1	† * South Carolina
5-15	H	W	11-6	Furman

* - ACC game; # - no-hit game; † - Wilhelm's

100th victory; N1 - Tallahassee, Fla.

1964 (13-13 OVERALL; 6-7 ACC, T-4TH)

Head Coach - Bill Wilhelm (7th Season)

Date	Site	W-L	Score	Opponent
3-19	A	L	5-8	Florida State
3-20	A	W	8-5	Florida State
3-20	N1	L	3-6	Tennessee
3-21	A	L	6-12	Florida State
3-23	H	W	9-3	Yale
3-24	H	W	10-5	Yale
3-27	H	W	9-1	* Virginia
3-28	H	L	9-11	* Virginia
3-30	H	L	3-6	* Maryland
3-31	H	W	11-8	* Maryland
4-1	H	W	11-4	Cornell
4-9	A	W	11-9	Georgia
4-11	H	L	8-10	Georgia
4-14	H	W	22-4	Georgia Tech
4-17	A	L	2-3	* NC State
4-18	A	L	3-4	* North Carolina
4-24	A	W	5-3	* Duke
4-25	A	L ⁽¹¹⁾	3-4	* Wake Forest
4-28	A	W	4-2	* South Carolina
5-1	H	L	0-3	* Wake Forest
5-6	A	W	1-0	Furman
5-8	H	W	9-4	* NC State
5-9	H	L	5-12	* North Carolina
5-12	H	W	5-3	* South Carolina
5-13	H	L	9-10	Furman
5-14	A	L	3-4	Georgia Tech

* - ACC game; N1 - Tallahassee, Fla.

1965 (18-10-2 OVERALL; 9-5 ACC, 2ND)

Head Coach - Bill Wilhelm (8th Season)

Date	Site	W-L	Score	Opponent
3-20	A	L	0-2	Georgia
3-22	A	W	4-2	The Citadel
3-23	A	W	6-2	The Citadel
3-30	H	L	3-6	Ohio
3-31	H	W ⁽⁷⁾	15-1	Miami (Ohio)
4-1	H	W	14-0	Miami (Ohio) ⁽¹⁾
4-1	H	W ⁽⁷⁾	9-0	Miami (Ohio) ⁽²⁾
4-3	H	W ⁽⁷⁾	4-2	Georgia Tech ⁽¹⁾
4-3	H	T ⁽⁷⁾	6-6	Georgia Tech ⁽²⁾
4-6	H	W	11-9	Furman
4-9	H	W	6-5	* North Carolina
4-10	H	L	5-8	* NC State
4-12	H	L	4-8	Georgia
4-16	A	L	1-6	* Maryland
4-17	A	L	1-2	* Maryland
4-20	A	W	5-2	* Virginia ⁽¹⁾
4-20	A	L	0-1	* Virginia ⁽²⁾
4-23	H	W	10-2	* Duke
4-24	H	W	9-5	* Wake Forest
4-26	H	W	9-8	Florida State
4-27	H	L	11-13	Florida State ⁽¹⁾
4-27	H	L ⁽⁵⁾	3-16	Florida State ⁽²⁾
4-30	A	L ⁽¹³⁾	3-4	* North Carolina

5-1	A	W	6-4	* NC State
5-4	H	W	18-1	* South Carolina
5-7	A	W	8-0	* Duke
5-8	A	W	2-0	* Wake Forest
5-11	A	T	4-4	Georgia Tech
5-13	A	W	9-3	* South Carolina
5-15	A	W	4-3	Furman

* - ACC game

1966 (20-7-2 OVERALL; 9-4 ACC, 2ND)

Head Coach - Bill Wilhelm (9th Season)

Date	Site	W-L	Score	Opponent
3-21	H	W	11-0	Virginia Tech
3-22	H	W	9-6	Virginia Tech
3-25	H	W	11-5	The Citadel
3-26	H	W	27-2	The Citadel
3-28	H	T ⁽¹⁰⁾	12-12	Ohio
3-29	H	W	6-4	Ohio
3-30	H	W	8-3	Ohio
4-2	H	W	11-0	* Duke
4-5	H	W	7-3	* Wake Forest
4-8	H	W	11-2	* Maryland
4-9	H	W	12-7	* Maryland
4-11	H	W	8-4	* Virginia
4-12	H	W	18-3	* Virginia
4-15	A	L	1-6	* North Carolina
4-16	A	L	6-7	* NC State
4-18	H	W	14-9	Georgia Tech
4-19	A	W	17-9	Georgia
4-23	A	L	5-6	* Wake Forest
4-25	H	W	18-6	Furman
4-26	H	W	11-6	* South Carolina
4-30	H	L ⁽⁶⁾	3-5	* North Carolina
5-12	H	T ⁽⁶⁾	3-3	Georgia
5-16	H	W	8-7	* NC State
5-17	A	W	6-3	Furman
5-19	A	W	8-2	* South Carolina
5-20	A	L	1-4	Georgia Tech
5-23	A	L	1-11	Florida State
5-24	A	L	3-4	Florida State
5-25	A	W	4-3	Florida State

* - ACC game

1967 (29-9 OVERALL; 11-2 ACC, 1ST)

ACC Champion

Ranked No. 7 by Collegiate Baseball

ALL-TIME RESULTS

1968 (27-14 OVERALL; 11-7 ACC, 4TH)

Head Coach - Bill Wilhelm (11th Season)				
Date	Site	W-L	Score	Opponent
3-13	A	W ⁽⁷⁾	6-3	Mississippi State ⁽¹⁾
3-13	A	W ⁽⁷⁾	2-1	Mississippi State ⁽²⁾
3-14	A	L	0-11	Mississippi
3-15	A	L ⁽⁷⁾	0-6	Mississippi ⁽¹⁾
3-15	A	W ⁽⁷⁾	5-3	Mississippi ⁽²⁾
3-19	H	L ⁽⁷⁾	5-9	Ohio ⁽¹⁾
3-19	H	W ⁽⁷⁾	7-5	Ohio ⁽²⁾
3-20	H	W	5-4	Ohio
3-22	H	L ⁽⁶⁾	2-6	Virginia Tech
3-23	H	W	2-1	Virginia Tech
3-26	H	W	20-4	Furman
3-29	H	W	6-4	* Virginia
3-30	H	W	8-1	Springfield
4-2	H	W ⁽¹¹⁾	3-2	Georgia
4-6	H	W ⁽⁷⁾	11-0	* Wake Forest ⁽¹⁾
4-6	H	W ⁽⁷⁾	9-0	* Wake Forest ⁽²⁾
4-8	H	W ⁽⁷⁾	8-4	Rhode Island ⁽¹⁾
4-8	H	L ⁽⁷⁾	3-6	Rhode Island ⁽²⁾
4-9	H	W	3-2	Rhode Island
4-11	A	W	12-4	Furman
4-12	H	W	14-7	* NC State
4-13	H	L ⁽⁷⁾	1-2	* North Carolina ⁽¹⁾
4-13	H	W ⁽⁷⁾	4-0	* North Carolina ⁽²⁾
4-15	H	W	6-3	Georgia Tech
4-16	H	W	6-5 †	South Carolina
4-20	H	W ⁽⁷⁾	3-1	* Maryland ⁽¹⁾
4-20	H	L ⁽⁷⁾	2-7	* Maryland ⁽²⁾
5-2	A	W ⁽¹⁰⁾	2-1	* North Carolina
5-3	A	L ⁽⁷⁾	2-4	* NC State ⁽¹⁾
5-3	A	L ⁽⁷⁾	1-6	* NC State ⁽²⁾
5-4	A	L	0-7	Georgia Tech
5-6	A	W ⁽¹⁰⁾	3-2	Georgia
5-7	A	W ⁽⁷⁾	1-0	* South Carolina ⁽¹⁾
5-7	A	L ⁽⁷⁾	3-4	* South Carolina ⁽²⁾
5-8	A	W	7-0	East Carolina
5-9	A	W	8-1	East Carolina
5-10	A	W ⁽¹⁰⁾	2-0	* Wake Forest
5-11	A	W ⁽⁷⁾	5-3	* Duke ⁽¹⁾
5-11	A	L ⁽⁷⁾	0-7	* Duke ⁽²⁾
5-13	A	L ⁽¹¹⁾	2-3	George Washington
5-14	A	L	0-1	* Maryland

* - ACC game; † - Wilhelm's 200th victory

1969 (27-17-2 OVERALL; 12-8-1 ACC, 3RD)

Head Coach - Bill Wilhelm (12th Season)				
Date	Site	W-L	Score	Opponent
3-15	H	W	5-4	East Tennessee State ⁽¹⁾
3-15	H	W ⁽⁷⁾	7-2	East Tennessee State ⁽²⁾
3-19	H	L	3-17	Ohio
3-20	H	L ⁽¹¹⁾	5-7	Ohio
3-21	H	W	5-4	Virginia Tech
3-22	H	W ⁽⁷⁾	5-4	Virginia Tech
3-22	H	W	18-1	Kent State
3-24	H	L ⁽⁷⁾	5-9	Kent State ⁽¹⁾
3-24	H	T ⁽⁶⁾	6-6	Kent State ⁽²⁾
3-25	H	W	16-10	Massachusetts
3-26	H	W	13-9	Massachusetts
3-28	H	W ⁽⁷⁾	28-1	Buffalo
3-29	H	W ⁽⁷⁾	15-4	Buffalo ⁽¹⁾
3-29	H	W ⁽⁷⁾	18-4	Buffalo ⁽²⁾
3-30	H	W	10-1	Georgia
4-1	H	W	12-5	Furman
4-4	H	W ⁽⁷⁾	5-3	* NC State ⁽¹⁾
4-4	H	W ⁽⁷⁾	3-0	* NC State ⁽²⁾
4-5	H	L	5-10	* North Carolina
4-7	A	L	6-13	* Duke
4-8	A	W ⁽⁷⁾	4-3	* Wake Forest ⁽¹⁾
4-8	A	L ⁽⁷⁾	0-11	* Wake Forest ⁽²⁾
4-9	A	W	16-11	Georgia
4-11	H	W ⁽⁷⁾	12-5	* Virginia ⁽¹⁾
4-11	H	W ⁽⁷⁾	9-3	* Virginia ⁽²⁾
4-12	H	W	7-0	* Maryland
4-16	A	T ⁽¹³⁾	4-4	* South Carolina
4-19	H	L	2-6	Florida State ⁽¹⁾
4-19	H	L	1-3	Florida State ⁽²⁾
4-21	H	L	3-4	Georgia Tech
4-23	H	W	14-1	Jacksonville
4-26	A	W	10-3	Furman
5-6	H	L ⁽⁷⁾	1-2	* South Carolina ⁽¹⁾
5-6	H	W ⁽⁷⁾	7-3	* South Carolina ⁽²⁾
5-7	A	L	8-9	Davidson
5-9	H	W	7-6	* Wake Forest
5-10	H	W ⁽⁷⁾	8-5	* Duke ⁽¹⁾
5-10	H	W ⁽⁷⁾	7-2	* Duke ⁽²⁾
5-12	A	L	1-7	* NC State
5-13	A	L ⁽⁷⁾	2-5	* North Carolina ⁽¹⁾

5-13	A	W ⁽⁷⁾	7-4	* North Carolina ⁽²⁾
5-14	A	L	2-3	Virginia Tech
5-15	A	L	1-8	Virginia Tech
5-16	A	L	0-2	* Virginia
5-17	A	L ⁽⁷⁾	2-3	* Maryland ⁽¹⁾
5-17	A	W ⁽⁷⁾	7-5	* Maryland ⁽²⁾

* - ACC game

1970 (32-16 OVERALL; 14-7 ACC, 2ND)

Ranked No. 18 by Collegiate Baseball Head Coach - Bill Wilhelm (13th Season)				
Date	Site	W-L	Score	Opponent
3-7	H	W ⁽⁷⁾	10-0	* Louisville ⁽¹⁾
3-7	H	W ⁽⁷⁾	8-1	Louisville ⁽²⁾
3-12	A	L	3-13	Florida
3-13	A	L	4-5	Florida
3-14	A	W ⁽⁷⁾	5-2	Florida ⁽¹⁾
3-14	A	W ⁽⁷⁾	6-3	Florida ⁽²⁾
3-16	A	W	5-3	Jacksonville
3-17	A	L	0-4	Jacksonville
3-18	N1	W ⁽⁸⁾	5-4	# Virginia Tech
3-18	A	W ⁽⁷⁾	5-1	# Georgia Southern
3-19	N1	W ⁽⁷⁾	6-3	# Virginia Tech
3-19	A	W	6-2	# Georgia Southern
3-23	H	W	6-5	George Washington
3-25	H	L	1-5	Ohio
3-26	H	W ⁽¹⁰⁾	7-6	Ohio
3-27	H	W	14-2	Vermont
3-28	H	W ⁽⁷⁾	8-2	Rider ⁽¹⁾
3-28	H	W ⁽⁸⁾	2-1	Rider ⁽²⁾
4-4	H	W ⁽⁷⁾	2-1	* Wake Forest ⁽¹⁾
4-4	H	W ⁽⁷⁾	5-0	* Wake Forest ⁽²⁾
4-5	H	W	3-1	* Duke
4-7	H	W	17-6	Georgia Tech
4-8	A	W	16-4	Belmont Abbey
4-10	H	W	2-0	* NC State
4-11	H	W ⁽⁷⁾	6-4	* North Carolina ⁽¹⁾
4-11	H	W ⁽⁸⁾	5-0	* North Carolina ⁽²⁾
4-14	A	L ⁽⁷⁾	1-2	* South Carolina ⁽¹⁾
4-14	A	W ⁽⁷⁾	2-1	* South Carolina ⁽²⁾
4-15	H	W	4-1	Georgia
4-16	H	W	8-6	Belmont Abbey
4-18	A	L	1-5	* Maryland
4-19	A	W ⁽⁷⁾	5-3	* Virginia ⁽¹⁾
4-19	A	L ⁽⁷⁾	1-5	* Virginia ⁽²⁾
5-5	H	W	4-0	* South Carolina
5-6	A	L ⁽¹²⁾	10-11	Georgia
5-7	A	L	1-7	Georgia Tech
5-9	H	W ⁽⁷⁾	3-1	* Maryland ⁽¹⁾
5-9	H	W ⁽⁷⁾	9-1	* Maryland ⁽²⁾
5-10	H	W	6-2	* Virginia
5-11	A	L	3-5	* North Carolina
5-12	A	W ⁽⁷⁾	7-2	* NC State ⁽¹⁾
5-12	A	L ⁽⁷⁾	2-3	* NC State ⁽²⁾
5-13	A	L	5-14	Virginia Tech
5-14	A	L	0-1	Virginia Tech
5-15	A	W	9-5	* Wake Forest
5-16	A	L ⁽⁷⁾	1-2	* Duke ⁽¹⁾
5-16	A	L ⁽⁷⁾	1-2	* Duke ⁽²⁾
5-22	N2	L	3-4	^ Maryland

* - ACC game; ° - first game played at Doug Kingsmore Stadium; # - Georgia Southern Tournament; ^ - ACC Playoff game; N1 - Statesboro, Ga.; N2 - Raleigh, N.C.

1971 (27-14 OVERALL; 10-4 ACC, 2ND)

Ranked No. 22 by Collegiate Baseball Head Coach - Bill Wilhelm (14th Season)				
Date	Site	W-L	Score	Opponent
3-6	H	W ⁽⁷⁾	4-0	Louisville ⁽¹⁾
3-6	H	W ⁽⁷⁾	9-2	Louisville ⁽²⁾
3-11	H	L	1-2	East Tennessee State
3-12	H	W	4-3	East Tennessee State
3-15	A	W	10-5	Mississippi
3-16	A	L	4-12	Mississippi
3-17	A	L	1-8	Mississippi
3-18	A	W	6-4	Mississippi State
3-20	A	L ⁽⁷⁾	1-2	Mississippi State ⁽¹⁾
3-20	A	W	10-8	Mississippi State ⁽²⁾
3-22	H	L ⁽¹⁰⁾	2-6	Ohio
3-23	H	L	3-7	Ohio
3-24	H	W	4-3	Ohio
3-28	N1	L	0-3	* NC State
3-30	H	L	3-8	Georgia Southern
3-31	H	W	3-0	Georgia Southern
4-3	H	W	2-1	* Wake Forest
4-4	H	W	5-4	* Duke
4-5	A	W ⁽¹⁰⁾	4-1	Belmont Abbey
4-7	A	W	8-4	Georgia

4-10	N2	L	1-2	* North Carolina ⁽¹⁾
4-10	N2	L	1-3	* North Carolina ⁽²⁾
4-11	A	W	4-0	* NC State
4-13	A	L	4-8	Georgia Tech
4-14	H	W	10-3	Georgia
4-15	H	W	7-1	Belmont Abbey
4-16	H	W	8-3	Belmont Abbey
4-17	H	W ⁽⁷⁾	11-0	# Florida State ⁽¹⁾
4-17	H	W	12-7	Florida State ⁽²⁾
4-18	H	W	3-2	Florida State
4-21	H	L	1-4	Georgia Tech
4-25	H	W	8-2	* South Carolina
5-4	A	W	8-4	* South Carolina
5-6	H	L	5-16	* Virginia
5-7	H	W	5-2	* Virginia
5-8	H	W ⁽¹⁰⁾	3-2	* Maryland
5-9	H	W	4-1	* Maryland
5-12	A	W	5-2	* Duke
5-14	A	W	9-1	* Wake Forest
5-15	A	W ⁽⁷⁾	6-4	Virginia Tech
5-16	N3	L	0-4	^ Maryland

* - ACC game; # - no-hit game; ^ - ACC Playoff game; N1 - Columbia, S.C.; N2 - Durham, N.C.; N3 - Raleigh, N.C.

1972 (19-15 OVERALL; 6-7 ACC, 5TH)

Head Coach - Bill Wilhelm (15th Season)				
Date	Site	W-L	Score	Opponent
3-4	H	W	10-0	Louisville
3-5	H	W	14-2	Louisville
3-6	H	W	1-0	West Virginia
3-7	H	W	9-1	West Virginia
3-10	A	L	7-11	Florida State
3-11	A	L	3-6	Florida State
3-12	A	L	3-20	Florida State
3-17	N1	W	6-4	% Virginia Tech
3-17	A	W	2-1 †	Georgia Southern
3-18	A	L	4-10	% Georgia Southern
3-18	N1	L	3-4	% Virginia Tech
3-20	H	W	2-1	Ohio
3-21	H	L ⁽¹⁰⁾	1-2	Ohio
4-1	A	W ⁽⁷⁾	8-0	* North Carolina ⁽¹⁾
4-1	A	L ⁽⁷⁾	1-3	* North Carolina ⁽²⁾
4-2	A	W	7-2	* NC State
4-4	H	W	8-0	South Carolina
4-5	A	L	1-2	South Carolina
4-8	H	W ⁽⁷⁾	2-0	* Wake Forest ⁽¹⁾
4-8	H	W ⁽⁷⁾	4-3	* Wake Forest ⁽²⁾
4-9	H	W ⁽¹¹⁾	1-0	Georgia Tech
4-12	A	W	12-4	Georgia
4-15	H	W ⁽⁷⁾	7-0	* NC State ⁽¹⁾
4-15	H	L ⁽⁷⁾	2-3	* NC State ⁽²⁾
4-16	H	W ⁽¹²⁾	5-4	* North Carolina
4-18	A	W	12-3	Georgia
4-21	N2	W	5-2	South Carolina
5-2	H	W	4-0	Georgia
5-5	A	L	8-9	* Wake Forest
5-6	A	L ⁽⁷⁾	3-4	* Virginia ⁽¹⁾
5-6	A	L ⁽⁷⁾	2-5	* Virginia ⁽²⁾
5-7	A	L	2-5	* Virginia
5-10	A	L	2-3	* Maryland ⁽¹⁾
5-10	A	L ⁽⁷⁾	0-3	^ # Maryland ⁽²⁾

* - ACC game; ^ - not counted in ACC standings; # - no-hit game; † - Wilhelm's 300th victory; % - Georgia Southern Tournament; N1 - Statesboro, Ga.; N2 - Sumter, S.C.

1973 (24-16 OVERALL; 10-2 ACC, T-1ST)

Head Coach - Bill Wilhelm (16th Season)				
Date	Site	W-L	Score	Opponent
3-9	H	W	7-3	West Virginia
3-13	H	W	5-0	Appalachian State
3-15	H	L ⁽¹⁰⁾	4-8	Central Michigan
3-16	H	W ⁽⁸⁾	3-0	# * Maryland
3-18	N1	W	8-4	Austin Peay
3-19	A	L ⁽⁷⁾	1-2	Mississippi State ⁽¹⁾
3-19	A	L ⁽⁷⁾	0-2	Mississippi State ⁽²⁾
3-20	A	L ⁽⁷⁾	3-6	Mississippi ⁽¹⁾
3-20	A	W ⁽⁵⁾	10-4	Mississippi ⁽²⁾
3-21	A	L	3-10	Mississippi
3-22	A	L	1-10	South Alabama
3-23	N2	W	2-0	Yale
3-23	A	L	1-11	South Alabama
3-25	A	W	15-8	Alabama
3-27	A	W	7-0	* Wake Forest
3-28	H	L ⁽⁷⁾	2-8	Western Michigan ⁽¹⁾
3-28	H	W ⁽⁷⁾	10-8	Western Michigan ⁽²⁾
4-3	H	W ⁽⁸⁾	3-0	* North Carolina
4-4	A	W	4-2	South Carolina

4-5	H	W	12-3	Georgia
4-6	H	L ⁽¹⁰⁾	4-6	* Virginia
4-9	H	W	5-3	* Wake Forest
4-10	H	L	1-3	South Carolina
4-11	A	W	6-5	Georgia
4-13	A	W ⁽⁷⁾	8-1	* NC State ⁽¹⁾
4-13	A	L ⁽⁷⁾	1-7	* NC State ⁽²⁾
4-14	A	W	3-1	* North Carolina
4-15	A	W	11-3	* Virginia
4-16	A	W	10-0	* Maryland
4-17	A	W ⁽⁷⁾	9-7	* Duke ⁽¹⁾
4-17	A	W ⁽⁷⁾	4-3	* Duke ⁽²⁾
4-20	N3	W	10-3	+ Wake Forest
4-21	N3	W	3-1	+ Virginia
4-22	N3	L ⁽¹⁰⁾	4-8	+ NC State ⁽¹⁾
4-22	N3	L	2-3	+ NC State ⁽²⁾
4-23	H	L	5-7	Georgia
4-26	H	W ⁽⁷⁾	2-1	Florida State ⁽¹⁾
4-26	H	L ⁽⁷⁾	1-2	Florida State ⁽²⁾
4-27	H	L	1-9	Florida State
4-28	N4	W	9-5	South Carolina

ALL-TIME RESULTS

3-25	H	W	10-7	Marshall
3-26	H	L ⁽⁷⁾	1-4	Marshall ⁽¹⁾
3-26	H	W ⁽⁷⁾	13-0	Marshall ⁽²⁾
3-28	A	L	3-6	* Maryland
3-31	H	W	4-0	St. John's
4-1	H	W	8-0	Western Carolina
4-4	H	W	4-2	* Virginia
4-5	H	W	6-5	* NC State
4-6	H	L	1-3	* NC State
4-8	A	W	10-3	Georgia Tech
4-11	H	W ⁽⁷⁾	6-2	* North Carolina ⁽¹⁾
4-11	H	W ⁽⁷⁾	5-2	* North Carolina ⁽²⁾
4-12	H	W	14-3	* Duke ⁽¹⁾
4-12	H	W	8-1	* Duke ⁽²⁾
4-13	H	W	5-2	* Maryland
4-15	H	W	10-1	Georgia
4-16	A	L	2-6	South Carolina
4-18	A	W	6-3	* Virginia
4-19	A	W	7-2	* Wake Forest
4-20	A	W	6-1	* Wake Forest
4-22	A	W	18-3	Georgia Tech
4-25	A	L	2-7	+ North Carolina
4-26	N2	W	15-1	+ Wake Forest
4-26	A	W	7-6	+ North Carolina
4-27	N2	L	2-3	+ NC State
5-23	A	L	3-5	\$ Eastern Michigan
5-24	N3	L	4-5	\$ Penn State

* - ACC game; + - ACC Tournament; \$ - NCAA
Midwest Regional; N1 - Tuscaloosa, Ala.; N2 -
Chapel Hill, N.C.; N3 - Ypsilanti, Mich.

1976 (36-15 OVERALL; 10-2 ACC, 1ST) ACC Champion

College World Series Participant Ranked No. 5 by Collegiate Baseball Head Coach - Bill Wilhelm (19th Season)				
Date	Site	W-L	Score	Opponent
3-1	H	W	3-0	High Point
3-2	H	W ⁽¹¹⁾	4-3	High Point
3-3	H	W	9-0	Francis Marion
3-5	H	W	6-2	Charleston Southern
3-7	H	W	5-4	James Madison
3-8	A	L	3-4	Georgia
3-10	A	W	9-5	Erskine
3-11	H	W	6-0	† * Maryland
3-13	A	W	6-5	Florida
3-14	A	L	4-5	Florida
3-15	A	L	3-7	Rollins
3-15	A	L ⁽¹⁰⁾	1-3	Stetson
3-16	A	W	7-6	Rollins
3-17	A	W	11-3	Florida Southern
3-18	A	L	1-2	Florida Southern
3-19	A	L	2-16	Jacksonville
3-20	A	L	8-15	Georgia Southern ⁽¹⁾
3-20	A	W	16-12	Georgia Southern ⁽²⁾
3-22	H	L ⁽¹⁴⁾	1-3	Toledo
3-23	H	L	1-4	Toledo
3-24	H	L	4-6	Toledo
3-25	A	W	4-1	Newberry
3-27	H	W	10-6	North Carolina-Wilmington
3-28	H	W	10-2	North Carolina-Wilmington
3-31	N1	W	7-5	* Wake Forest ⁽¹⁾
3-31	N1	W	4-2	* Wake Forest ⁽²⁾
4-2	A	W	10-6	South Carolina
4-3	A	W	7-4	* NC State
4-4	A	W	8-0	* NC State
4-5	A	W	12-3	Georgia Tech
4-6	H	W	5-2	Georgia
4-8	A	W	20-7	* Duke
4-9	A	L	1-10	* Duke
4-10	A	L ⁽¹⁰⁾	2-3	* North Carolina
4-11	A	W ⁽¹²⁾	3-2	* North Carolina
4-12	A	W ⁽¹¹⁾	12-10	Georgia Tech
4-13	H	L	3-4	South Carolina
4-14	A	W	10-3	Georgia
4-16	H	W	9-0	* Virginia
4-17	H	W	9-0	* Virginia
4-18	H	W	8-6	* Maryland
4-21	A	W	10-4	Wofford
4-23	H	W	2-0	+ Wake Forest
4-24	H	W	2-1	+ Maryland
4-25	H	W	3-2	+ Maryland
5-21	N1	W	13-2	\$ Furman
5-22	A	W	10-4	\$ South Carolina
5-24	N1	W	6-2	\$ Furman
6-11	N2	W	9-4	! Auburn
6-13	N2	L ⁽¹⁰⁾	2-3	! Eastern Michigan
6-14	N2	L	6-10	! Arizona

* - ACC game; # - no-hit game; † - Wilhelm's

400th victory; + - ACC Tournament; \$ - NCAA
Atlantic Regional; ! - College World Series; N1 -
Columbia, S.C.; N2 - Omaha, Neb.

1977 (42-10 OVERALL; 9-1 ACC, 1ST)

College World Series Participant Ranked No. 5 by Collegiate Baseball Head Coach - Bill Wilhelm (20th Season)				
Date	Site	W-L	Score	Opponent
2-26	A	W ⁽⁷⁾	12-2	Columbus ⁽¹⁾
2-26	A	W ⁽⁷⁾	13-5	Columbus ⁽²⁾
3-1	H	W	10-1	High Point
3-2	H	W	10-0	High Point
3-3	A	W	2-1	Georgia
3-5	H	W	6-0	* Duke
3-8	H	W ⁽⁷⁾	6-2	James Madison ⁽¹⁾
3-8	H	W	10-3	James Madison ⁽²⁾
3-9	H	W	3-0	Mercer
3-10	H	W	8-6	Mercer
3-11	H	W	5-2	Marshall
3-12	A	W	5-2	The Citadel
3-14	A	W	8-0	Charleston Southern
3-15	A	W	3-1	Charleston Southern
3-16	A	W	8-6	Francis Marion
3-17	A	W	8-0	# North Carolina-Wilmington
3-18	A	W	4-1	North Carolina-Wilmington
3-19	A	W	11-6	* Wake Forest
3-20	A	W	13-12	* Wake Forest
3-22	H	W	8-1	Toledo
3-23	H	W ⁽⁷⁾	10-3	Toledo ⁽¹⁾
3-23	H	W ⁽⁷⁾	6-5	Toledo ⁽²⁾
3-24	H	W ⁽¹¹⁾	5-3	Toledo ⁽¹⁾
3-24	H	W ⁽⁵⁾	13-0	Toledo ⁽²⁾
3-26	H	W	3-0	Lewis
3-27	H	W	9-8	Lewis
3-28	H	L	1-2	South Carolina
4-1	H	L	3-6	Newberry
4-2	H	W	7-3	* NC State
4-6	H	W	2-0	Georgia
4-7	H	W	13-0	Erskine
4-8	H	W	8-7	Georgia Tech
4-9	H	W	14-0	* North Carolina
4-10	H	W	9-3	* North Carolina
4-12	A	L ⁽⁷⁾	6-7	South Carolina ⁽¹⁾
4-12	A	L ⁽⁷⁾	2-7	South Carolina ⁽²⁾
4-14	A	L ⁽¹⁰⁾	9-12	* Maryland
4-15	A	W	9-6	* Maryland
4-16	A	W	8-3	* Virginia
4-17	A	W	26-4	* Virginia
4-19	A	W ⁽⁶⁾	2-0	Wofford
4-22	H	W	10-3	+ NC State
4-23	H	L	4-5	+ Wake Forest
4-24	H	W	14-6	+ NC State
4-24	H	L	9-22	+ Wake Forest
5-20	N1	W	8-7	\$ Mississippi
5-21	A	W	7-2	\$ Miami (Fla.)
5-22	A	L	3-10	\$ Miami (Fla.) ⁽¹⁾
5-22	A	W	10-9	\$ Miami (Fla.) ⁽²⁾
6-10	N2	L	7-10	! Arizona State
6-11	N2	W	13-4	! Temple
6-14	N2	L	0-1	! California State-Los Angeles

* - ACC game; # - no-hit game; + - ACC Tournament; \$ - NCAA South Regional; ! - College
World Series; N1 - Coral Gables, Fla.; N2 -
Omaha, Neb.

1978 (39-14 OVERALL; 10-2 ACC, 1ST)

ACC Champion Ranked No. 25 by Collegiate Baseball Head Coach - Bill Wilhelm (21st Season)				
Date	Site	W-L	Score	Opponent
2-25	A	W ⁽⁷⁾	10-4	Columbus ⁽¹⁾
2-25	A	W ⁽⁶⁾	9-4	Columbus ⁽²⁾
2-26	A	W	7-6	Valdosta State ⁽¹⁾
2-26	A	L ⁽⁵⁾	1-4	Valdosta State ⁽²⁾
3-4	A	L	2-4	Georgia Southern
3-5	A	L ⁽⁷⁾	1-3	Georgia Southern ⁽¹⁾
3-5	A	W ⁽⁷⁾	5-2	Georgia Southern ⁽²⁾
3-7	H	W ⁽⁷⁾	7-6	James Madison ⁽¹⁾
3-7	H	W ⁽⁵⁾	6-5	James Madison ⁽²⁾
3-12	H	W	8-1	* Wake Forest
3-13	H	W	11-3	* Wake Forest
3-16	H	W	14-4	* Virginia
3-17	H	W	4-3	* Virginia
3-18	A	W	6-1	High Point
3-19	A	W	4-0	* NC State
3-20	A	W	25-6	* Duke
3-21	A	W ⁽⁸⁾	15-10	* Duke
3-22	A	L	3-4	East Carolina

3-23	A	W	3-0	East Carolina
3-24	A	L	1-6	* North Carolina
3-28	H	W ⁽¹²⁾	3-2	Lewis
3-29	H	W ⁽⁷⁾	5-0	Lewis ⁽¹⁾
3-29	H	W ⁽⁷⁾	1-0	Lewis ⁽²⁾
3-30	H	W	10-2	Lewis
4-1	A	W	10-2	South Carolina
4-2	A	L	6-10	South Carolina
4-3	H	W	12-3	Western Carolina
4-4	A	L ⁽⁷⁾	2-4	Mercer ⁽¹⁾
4-4	A	L ⁽⁷⁾	4-7	Mercer ⁽²⁾
4-5	A	W ⁽⁷⁾	11-6	Georgia ⁽¹⁾
4-5	A	L ⁽⁷⁾	5-6	Georgia ⁽²⁾
4-6	H	W ⁽⁷⁾	3-2	Charleston Southern ⁽¹⁾
4-6	H	W ⁽⁷⁾	10-3	Charleston Southern ⁽²⁾
4-7	A	W	13-9	Georgia Tech
4-8	H	W ⁽⁷⁾	5-1	Howard ⁽¹⁾
4-8	H	W ⁽⁷⁾	15-7	Howard ⁽²⁾
4-9	H	W	7-6	Howard
4-10	H	L	1-3	Francis Marion
4-12	A	W	6-1	† Newberry
4-13	H	L	1-2	Georgia Tech
4-15	H	W	17-8	* Maryland
4-16	H	W	8-7	* Maryland
4-17	A	L ⁽¹²⁾	9-10	* North Carolina
4-18	A	W ⁽⁸⁾	2-1	* NC State
4-22	H	W	12-1	+ NC State
4-23	H	W	13-0	+ Duke
4-24	H	W	7-2	+ Wake Forest
4-28	H	W	7-6	North Carolina-Wilmington
4-29	H	W	4-3	North Carolina-Wilmington
4-30	H	W	11-4	South Carolina
5-19	A	W	8-5	\$ Miami (Fla.)
5-20	N1	L	5-9	\$ Marshall
5-21	A	L	5-7	\$ Miami (Fla.)

* - ACC game; † - Wilhelm's 500th victory; + -
ACC Tournament; \$ - NCAA Atlantic Regional;
N1 - Coral Gables, Fla.

1979 (40-15 OVERALL; 10-1 ACC, 1ST)

ACC Champion Ranked No. 9 by Collegiate Baseball Head Coach - Bill Wilhelm (22nd Season)				
Date	Site	W-L	Score	Opponent
2-23	A	L	5-17	Florida
2-26	A	W ⁽⁷⁾	5-0	Valdosta State ⁽¹⁾
2-26	A	W ⁽⁷⁾	6-2	Valdosta State ⁽²⁾
2-28	H	W	12-2	Georgia
3-3	H	W ⁽⁷⁾	2-1	High Point ⁽¹⁾
3-3	H	W ⁽⁷⁾	6-2	High Point ⁽²⁾
3-6	H	W	2-1	East Carolina
3-7	H	W	1-0	East Carolina
3-8	H	W	8-3	Western Carolina
3-10	A	L	2-4	Auburn
3-11	A	L	1-10	# Auburn
3-12	A	L ⁽⁷⁾	1-5	Columbus ⁽¹⁾
3-12	A	W ⁽⁷⁾	11-1	Columbus ⁽²⁾
3-14	H	W	13-1	* Duke
3-15	H	W	6-4	* Duke
3-17	A	W	8-2	Francis Marion
3-18	A	W	17-2	North Carolina-Wilmington
3-19	A	W	8-6	North Carolina-Wilmington
3-20	A	W	10-3	The Citadel
3-21	A	W	6-1	The Citadel
3-22	A	W	17-10	Charleston Southern
3-24	A	W	3-1	South Carolina
3-25	A	L	6-7	South Carolina
3-27	H	W	6-5	* North Carolina
3-28	H	W	7-4	* North Carolina
3-31	H	W	8-1	* NC State
4-1	A	W	13-3	Western Carolina
4-5	H	W	11-4	Howard
4-7	A	W	41-9	* NC State
4-8	A	W ⁽¹⁶⁾	8-6	* Wake Forest
4-9	A	W	13-7	* Wake Forest
4-10	H	W	12-3	Erskine
4-11	A	W	14-6	Georgia Tech
4-14	H	W	1-0	South Carolina
4-15	H	W	6-3	South Carolina
4-16	A	L	14-15	Georgia
4-18	H	W	20-2	Georgia Tech
4-21	H	L	8-10	Georgia Southern
4-22	H	W ⁽⁸⁾	1-0	Georgia Southern ⁽¹⁾
4-22	H	L ⁽⁸⁾	10-12	Georgia Southern ⁽²⁾
4-25	A	W	10-4	* Virginia
4-28	A	W ⁽⁷⁾	5-3	* Maryland ⁽¹⁾
4-28	A	L ⁽⁷⁾	2-6	* Maryland ⁽²⁾
5-5	A	W	11-5	Appalachian State
5-6	A	W	15-1	Appalachian State

5-7	A	L	8-12	Virginia Tech
5-8	A	W	15-2	James Madison
5-9	A	L	10-11	James Madison
5-10	A	L	4-7	James Madison
5-11	A	W	8-6	East Tennessee State
5-12	A	L	8-13	East Tennessee State
5-18	N1	W	8-4	\$ Georgia Southern
5-19	A	L	1-2	\$ Miami (Fla.)
5-20	N1	W	2-0	\$ Georgia Southern
5-20	A	L	1-4	\$ Miami (Fla.)

* - ACC game; # - no-hit game; \$ - NCAA Atlantic
Regional; N1 - Coral Gables, Fla.

1980 (38-21 OVERALL; 6-5 ACC, 3RD)

ACC Champion				
College World Series Participant				
Ranked No. 4 by Collegiate Baseball				
Head Coach - Bill Wilhelm (23rd Season)				
Date	Site	W-L	Score	Opponent
2-21	H	W	8-0	Erskine
2-22	A	L	2-6	Valdosta State
2-23	A	L	3-4	Florida
2-25	A	L	0-6	Florida
2-27	H	W	22-7	Georgia
2-28	H	W	10-2	Western Carolina
3-1	A	W	8-5	Georgia
3-7	H	L	2-3	East Tennessee State
3-9	H	L ⁽¹¹⁾	1-3	East Tennessee State ⁽¹⁾
3-9	H	W ⁽⁷⁾	8-0	East Tennessee State ⁽²⁾
3-10	H	W ⁽⁷⁾	2-0	# North Carolina-Wilmington ⁽¹⁾
3-10	H	L ⁽⁷⁾	1-3	North Carolina-Wilmington ⁽²⁾
3-11	H	W	8-2	North Carolina-Wilmington
3-14	H	W ⁽¹⁰⁾	5-4	* Wake Forest
3-15	A	W	10-7	% Stetson
3-17	N1	L	7-10	% Cincinnati
3-18	A	W	3-2	% Rollins
3-19	N1	W	5-0	% Cornell
3-20	N1	W	8-2	% Cincinnati
3-21	A	L	1-5	% Rollins
3-22	N1	L ⁽¹⁰⁾	6-7	% Cornell
3-23	H	W	4-1	Ohio State
3-26	H	W	2-0	Ohio State
3-27	H	W ⁽⁷⁾	6-0	Ohio State ⁽¹⁾
3-27	H	W ⁽⁷⁾	8-3	Ohio State ⁽²⁾
3-31	H	W	12-1	Howard
4-1	H	W	4-2	Howard
4-3	H	W	18-1	* Georgia Tech
4-5	H	L	3-14	* North Carolina
4-6	H	L	3-6	* NC State
4-7	H	W	3-2	Francis Marion
4-9	A	L	10-12	* Georgia Tech
4-10	A	W	14-8	Western Carolina
4-11	A	L	4-5	* Wake Forest
4-12	A	L	3-4	* North Carolina
4-15	H	W	9-3	South Carolina
4-16	H	W	4-3	South Carolina
4-17	H	W	3-1	* Virginia
4-18	H	W	6-5	* Virginia
4-19	H	W	1-0	* Maryland
4-20	H	W	5-2	* Maryland
4-22	N2	W	4-0	+ Wake Forest
4-24	N2	W	9-4	+ Maryland
4-25	A	W	5-4	+ NC State
4-26	N2	W	12-3	+ North Carolina
5-3	H	L	2-4	Virginia Tech
5-4	H	W	8-0	Virginia Tech
5-5	A	W	13-3	Georgia Southern
5-6	A	W ⁽¹⁰⁾	10-8	Georgia Southern
5-7	A	L	5-14	Georgia Southern
5-8	A	L	7-13	Tennessee
5-9	A	W	11-3	Tennessee
5-10	A	L	1-6	South Carolina
5-11	A	L	1-4	South Carolina
5-22	H	W	22-4	\$ East Tennessee State
5-24	H	W	6-2	\$ South Carolina
5-25	H	W	17-12	\$ South Carolina
5-31	N3	L	5-13	! Miami (Fla.)
6-1	N3	L	4-6	! California
* - ACC game; + - perfect, no-hit game; % - Rollins Invitational; + - ACC Tournament; \$ - NCAA Atlantic Regional; ! - College World Series; N1 - Winter Park, Fla.; N2 - Raleigh, N.C.; N3 - Omaha, Neb.				

1981 (34-24 OVERALL; 10-4 ACC, T-1ST)

ACC Champion				
Head Coach - Bill Wilhelm (24th Season)				
Date	Site	W-L	Score	Opponent
2-20	A	W	6-0	The Citadel

ALL-TIME RESULTS

2-21	A	W	6-3	The Citadel
2-26	A	L	1-8	Florida
2-27	A	L	4-5	Florida
2-28	A	L	8-9	Florida State
3-1	A	L	7-11	Florida State
3-2	A	L	4-7	Valdosta State
3-3	A	W	6-1	Valdosta State
3-5	A	W	19-16	Georgia
3-6	H	W ⁽¹⁰⁾	7-6	Western Carolina
3-7	H	W	16-1	Appalachian State
3-8	H	L	4-10	Appalachian State
3-9	H	W	18-3	Marshall
3-10	H	W	2-0	Howard
3-11	H	W	15-1	Howard
3-12	H	W	7-4	* Duke
3-13	H	W	8-7	* Duke
3-14	A	W	9-5	† Winthrop
3-15	A	W	10-2	Francis Marion
3-16	A	L	8-9	North Carolina-Wilmington
3-17	A	W ⁽¹⁰⁾	3-2	North Carolina-Wilmington
3-18	A	W	14-4	East Carolina
3-19	A	L	1-4	East Carolina
3-20	A	L	6-7	* Wake Forest
3-21	A	L	7-10	* North Carolina
3-23	H	W	4-2	Ohio State
3-24	H	L ⁽¹¹⁾	7-8	Ohio State
3-25	H	W	5-3	Tennessee
3-26	H	L	4-10	Tennessee
3-27	H	L ⁽¹¹⁾	5-6	Georgia Southern
3-28	H	W	6-0	Georgia Southern
3-29	H	L	7-8	Georgia Southern
3-31	H	L	2-3	Georgia
4-1	H	W	6-4	* Georgia Tech
4-2	H	W	6-4	Winthrop
4-3	A	L	2-6	South Carolina
4-4	A	L	7-12	South Carolina
4-5	H	W ⁽¹¹⁾	6-5	* Wake Forest
4-6	A	W	13-1	Erskine
4-7	A	W	10-5	* Georgia Tech
4-8	A	L	20-22	Georgia
4-11	H	W ⁽⁷⁾	6-1	* NC State ⁽¹⁾
4-11	H	W ⁽⁷⁾	2-0	* NC State ⁽²⁾
4-12	H	W	6-2	* North Carolina
4-13	H	W ⁽¹¹⁾	5-4	South Carolina
4-14	H	L	2-12	South Carolina
4-16	A	L	11-21	* Maryland
4-17	A	L	6-10	* Maryland
4-18	A	W	11-7	* Virginia
4-19	A	W	11-5	* Virginia
4-22	N1	W ⁽¹⁰⁾	7-6	+ Georgia Tech
4-23	N1	L	0-1	+ Duke
4-24	N1	W ⁽¹⁰⁾	6-5	+ Wake Forest
4-25	A	W	7-4	+ North Carolina
4-25	N1	W	9-2	+ Duke
4-26	A	W	7-5	+ North Carolina
5-22	H	L	2-7	\$ Wichita State
5-23	H	L	1-2	\$ East Tennessee State

1982 (37-22 OVERALL; 10-2 ACC, 1ST)

Head Coach - Bill Wilhelm (25th Season)

Date	Site	W-L	Score	Opponent
2-24	A	W	7-0	Florida
2-25	A	W	14-5	Florida
2-26	A	W	12-7	Florida
2-27	A	W ⁽⁷⁾	10-5	Valdosta State ⁽¹⁾
2-27	A	W ⁽⁷⁾	1-0	Valdosta State ⁽²⁾
2-28	A	W ⁽⁷⁾	8-3	Valdosta State ⁽¹⁾
2-28	A	W ⁽⁷⁾	3-0	Valdosta State ⁽²⁾
3-2	H	L	3-7	Georgia
3-3	H	W	6-2	Campbell
3-4	H	W	11-1	Campbell
3-5	H	W	5-0	# Western Carolina
3-6	H	W	20-7	The Citadel
3-8	H	W	2-1	East Carolina
3-9	H	W	6-3	East Carolina
3-10	H	W	6-3	North Carolina-Wilmington
3-11	H	W	7-1	Marshall
3-12	H	W	12-5	Marshall
3-14	H	W	13-1	* Wake Forest
3-17	A	W	9-6	* NC State
3-18	A	L ⁽¹⁰⁾	4-5	* North Carolina
3-19	A	W	5-3	* Duke
3-22	H	W	14-2	Howard
3-23	H	W	17-4	Howard
3-24	H	L	2-7	Ohio State
3-25	H	W	7-1	Ohio State

3-27	H	W	7-2	Francis Marion
3-28	A	L	6-7	Winthrop
3-29	A	L	3-10	Western Carolina
3-31	H	W	17-4	* Georgia Tech
4-1	H	L	1-8	Florida State
4-2	H	L ⁽⁷⁾	6-7	Florida State
4-3	H	W	10-7	* North Carolina
4-4	H	L	13-16	* NC State
4-6	A	L	10-11	Georgia
4-7	A	W	10-2	* Georgia Tech
4-11	H	W	4-1	South Carolina
4-12	H	L	4-5	South Carolina
4-13	H	L	5-8	Georgia
4-15	H	W	15-2	* Maryland
4-16	H	W ⁽¹³⁾	4-3	* Maryland
4-17	H	W	9-1	* Virginia
4-18	H	W	18-6	* Virginia
4-21	N1	W	10-9	+ Duke
4-22	N1	W	16-2	+ Georgia Tech
4-23	N1	L	4-6	+ Virginia
4-24	A	L	0-3	+ North Carolina
5-4	A	L	7-9	Alabama
5-5	A	L	1-7	Alabama
5-6	A	L	7-8	Alabama
5-8	A	L ⁽¹¹⁾	6-7	Auburn ⁽¹⁾
5-8	A	W	22-10	Auburn ⁽²⁾
5-9	A	L ⁽¹²⁾	0-9	^ Auburn
5-10	A	L	3-5	Troy
5-11	A	W	4-0	Troy
5-13	A	W	25-5	Georgia Southern
5-14	A	L	6-7	Georgia Southern
5-15	A	W	12-2	Georgia Southern
5-16	A	L	5-11	South Carolina
5-17	A	L	1-4	South Carolina

* - ACC game; # - no-hit game; + - ACC Tournament; ^ - forfeited game (score was 7-7 in the top of the 12th inning); N1 - Chapel Hill, N.C.

1983 (30-20-1 OVERALL; 6-5 ACC, 3RD)

Head Coach - Bill Wilhelm (26th Season)

Date	Site	W-L	Score	Opponent
2-19	A	L	1-3	The Citadel
2-20	A	L	2-6	The Citadel
2-24	H	W	11-2	Winthrop
2-26	A	L	2-5	Florida
2-27	A	L	2-4	Florida
3-1	A	L ⁽¹⁴⁾	4-5	Florida State
3-2	A	T ⁽¹⁰⁾	3-3	Florida State
3-4	H	W	8-0	South Carolina
3-5	H	L	2-4	Old Dominion
3-6	H	W	9-2	* Duke
3-7	H	W	4-3	* Duke
3-8	H	L	5-6	Alabama
3-9	H	L	4-7	Alabama
3-10	H	W	8-2	Furman
3-12	A	W	20-8	Francis Marion
3-13	A	W	11-7	Wingate
3-14	A	W	3-0	North Carolina-Wilmington
3-15	A	W	12-5	North Carolina-Wilmington
3-16	A	L	4-9	North Carolina-Wilmington
3-20	A	L ⁽⁷⁾	2-5	* Maryland ⁽¹⁾
3-20	A	W ⁽⁷⁾	8-3	* Maryland ⁽²⁾
3-22	A	W	11-2	Furman
3-23	H	W	10-1	Ohio State
3-25	H	W ⁽⁷⁾	4-3	Georgia Southern ⁽¹⁾
3-25	H	W ⁽⁷⁾	1-0	Georgia Southern ⁽²⁾
3-26	H	W	8-4	* Wake Forest
3-26	H	W ⁽⁶⁾	5-4	Georgia Southern
3-29	H	W	4-2	East Tennessee State
3-30	H	W	2-0	East Tennessee State
3-31	H	W	4-2	East Tennessee State
4-3	A	L	4-6	* NC State
4-5	H	W ⁽⁸⁾	8-3	Western Carolina
4-6	A	W	13-7	Georgia
4-7	A	L ⁽¹⁰⁾	6-7	* Georgia Tech
4-10	H	L	4-8	* NC State
4-11	A	W	16-0	Erskine
4-12	A	L	5-11	Georgia
4-14	A	W	8-1	* Virginia
4-16	A	L	2-7	* Wake Forest
4-17	H	W	19-6	* Georgia Tech
4-20	N1	W	12-5	+ Virginia
4-21	N1	W	8-1	+ NC State
4-22	A	L	5-6	+ North Carolina
4-24	N1	W	14-7	+ Duke
4-24	A	W	5-2	+ North Carolina
4-25	A	L	1-10	+ North Carolina
4-26	H	L ⁽¹⁰⁾	3-8	South Carolina
4-27	H	W	6-3	Georgia

4-29	A	L	7-13	Western Carolina
4-30	A	W	8-1	South Carolina
5-1	A	L	3-4	South Carolina

* - ACC game; + - ACC Tournament; N1 - Chapel Hill, N.C.

1984 (38-17 OVERALL; 12-2 ACC, T-1ST)

Head Coach - Bill Wilhelm (27th Season)

Date	Site	W-L	Score	Opponent
2-24	A	L	11-17	Georgia Southern
2-25	A	W	10-3	Georgia Southern
2-26	A	W	10-5	Georgia Southern
2-28	H	L ⁽⁷⁾	2-5	Ball State ⁽¹⁾
2-28	H	L ⁽⁷⁾	4-5	Ball State ⁽²⁾
2-29	H	W	9-1	Ball State
3-1	H	L	3-6	Old Dominion
3-2	H	W	6-3	Old Dominion
3-3	A	W	11-4	* Duke
3-4	A	W	7-1	* Duke
3-6	H	L ⁽⁷⁾	4-7	The Citadel ⁽¹⁾
3-6	H	W ⁽⁷⁾	6-0	# The Citadel ⁽²⁾
3-7	H	W	2-1	North Carolina-Wilmington
3-8	H	L	5-8	North Carolina-Wilmington
3-9	H	W	5-4	* Maryland
3-10	H	W	5-2	* Maryland
3-11	H	L	6-9	Georgia
3-12	H	W	8-1	† Marshall
3-14	H	W ⁽⁷⁾	7-3	Marshall ⁽¹⁾
3-14	H	W ⁽⁷⁾	6-0	Marshall ⁽²⁾
3-15	H	W	6-2	* Virginia
3-16	H	W	7-2	* Virginia
3-17	H	L	3-7	Virginia Tech
3-18	H	W	6-2	Virginia Tech
3-19	H	W	8-0	Virginia Tech
3-21	A	L	4-8	Alabama
3-22	A	W ⁽⁷⁾	4-1	Alabama ⁽¹⁾
3-22	A	L ⁽⁷⁾	1-3	Alabama ⁽²⁾
3-23	A	W	11-4	Mississippi
3-24	A	W	4-2	Mississippi
3-25	A	W ⁽¹¹⁾	3-1	Mississippi
3-28	H	W	5-1	* Georgia Tech
3-29	H	W	13-0	Florida State
3-30	H	W	13-3	Florida State
3-31	H	L	2-5	* NC State
4-1	H	L	1-3	* North Carolina
4-5	H	W	5-3	Western Carolina
4-6	A	W	13-1	* Wake Forest
4-7	A	W	15-7	* NC State
4-8	A	W	5-1	* North Carolina
4-10	H	L	7-9	Furman
4-11	A	W	7-2	* Georgia Tech
4-12	A	L	2-9	Western Carolina
4-13	A	W	10-1	South Carolina-Aiken
4-14	H	W	9-3	* Wake Forest
4-15	A	W	6-0	Winthrop
4-16	H	W	19-0	Georgia Regents
4-18	N1	L	5-8	+ Duke
4-19	N1	W	7-6	+ Virginia
4-20	N1	W	12-1	+ Maryland
4-21	N1	L	6-7	+ North Carolina
4-24	A	L	11-14	Georgia
4-25	H	W	5-2	Georgia
4-26	H	W	11-1	Erskine
4-28	A	W	11-5	Vanderbilt

* - ACC game; # - no-hit game; † - Wilhelm's 700th victory; + - ACC Tournament; N1 - Durham, N.C.

1985 (36-30-1 OVERALL; 9-4 ACC, T-1ST)

Head Coach - Bill Wilhelm (28th Season)

Date	Site	W-L	Score	Opponent
2-16	A	L ⁽¹⁰⁾	9-10	The Citadel
2-17	A	W	12-5	The Citadel
2-23	A	W ⁽⁸⁾	5-3	Valdosta State ⁽¹⁾
2-23	A	L ⁽⁷⁾	3-10	Valdosta State ⁽²⁾
2-25	A	W ⁽⁷⁾	9-0	Valdosta State ⁽¹⁾
2-25	A	W ⁽⁷⁾	6-5	Valdosta State ⁽²⁾
2-28	H	L	3-4	Charlotte
3-2	A	L ⁽⁷⁾	2-11	North Carolina-Wilmington ⁽¹⁾
3-2	A	W ⁽⁷⁾	9-4	North Carolina-Wilmington ⁽²⁾
3-3	A	L	5-8	North Carolina-Wilmington
3-5	H	W	5-0	* Duke
3-6	H	W	11-2	* Duke
3-7	H	L	4-6	Old Dominion
3-8	H	W	8-2	Old Dominion
3-9	A	W ⁽¹⁰⁾	4-3	Charlotte
3-10	A	W	11-4	Francis Marion
3-11	A	L	7-8	Campbell
3-12	A	L	6-10	East Tennessee State

3-13	A	W	15-4	East Tennessee State
3-15	A	T ⁽⁶⁾	4-4	Virginia Tech
3-16	A	L	7-14	Virginia Tech
3-17	A	L	6-20	Virginia Tech
3-18	H	W	3-1	Georgia Southern
3-19	H	W	11-4	Georgia Southern
3-20	H	W	4-3	Kentucky
3-22	H	L	3-7	Kentucky
3-23	A	W	10-9	* Wake Forest
3-24	A	W	7-4	* Wake Forest
3-25	A	W	19-10	Furman
3-26	A	L	11-14	Georgia
3-28	A	L	1-19	* Virginia
3-30	A	W ⁽⁷⁾	7-1	* Maryland ⁽¹⁾
3-30	A	W ⁽⁷⁾	6-0	* Maryland ⁽²⁾
4-1	H	W	16-8	Alabama
4-2	H	W ⁽⁸⁾	5-4	Alabama ⁽¹⁾
4-2	H	L ⁽⁷⁾	5-9	Alabama ⁽²⁾
4-3	H	W	4-2	* Georgia Tech
4-5	H	W	3-2	* North Carolina
4-6	H	W	7-1	* NC State
4-7	H	W	13-5	Winthrop
4-9	H	W	3-2	Appalachian State
4-10	A	L	8-9	* Georgia Tech
4-12	A	W	17-0	Davidson
4-13	A	L	3-10	* North Carolina
4-14	A	L	4-9	* NC State
4-17	N1	W	17-12	+ Maryland
4-18	N1	W	3-2	+ North Carolina
4-19	A	L	9-12	+ Georgia Tech
4-20	N1	W	10-8	+ Virginia
4-20	A	L	5-7	+ Georgia Tech
4-23	A	W	9-2	Western Carolina
4-24	A	L	4-11	Georgia
4-25	A	W	6-5	Erskine
4-26	A	L	2-14	South Carolina
4-27	A	L	6-11	South Carolina
4-28	A	L	5-6	South Carolina
4-29	H	W	16-5	South Carolina-Aiken
4-30	H	L	3-4	Georgia
5-10	H	L	2-5	Florida International
5-11	H	W	4-3	Florida International
5-13	H	W	13-1	^ Furman
5-14	H	L	6-12	South Carolina
5-15	H	L	6-8	South Carolina
5-16	H	L	3-8	South Carolina
5-17	N2	L	4-10	New Orleans
5-18	N2	W	12-3	New Orleans
5-19	N2	L ⁽⁸⁾	3-8	New Orleans

ALL-TIME RESULTS

4-4	A	W	8-0	Western Carolina
4-5	A	W	6-1	* Duke
4-6	A	W	15-1	* Duke
4-9	A	L	6-13	Georgia
4-10	H	W	18-2	Georgia
4-12	A	L	8-12	* NC State
4-13	A	L	8-9	* North Carolina
4-15	H	W	14-1	East Tennessee State
4-16	H	W	6-3	Furman
4-17	H	W	13-7	Western Carolina
4-18	H	W	14-7	Davidson
4-19	H	W	6-2	* North Carolina
4-20	H	L	2-6	* NC State
4-22	A	W	6-3	* Georgia Tech
4-24	H	W	9-7	Charlotte
4-25	H	W	16-5	South Carolina
4-26	H	W	9-5	South Carolina
4-27	H	L ⁽¹²⁾	4-9	South Carolina
5-3	A	W	14-11	South Carolina
5-4	A	L	0-5	South Carolina
5-5	A	W	7-6	† South Carolina
5-6	A	W	14-7	Georgia Regents
5-7	H	L	0-7	* Georgia Tech
5-9	N1	L	5-6	Miami (Fla.)
5-10	N1	W	7-4	Miami (Fla.)
5-11	N1	W	9-5	Miami (Fla.)
5-14	N2	W ⁽¹⁴⁾	6-5	+ Wake Forest
5-15	N2	L	5-16	+ Georgia Tech
5-16	N2	W ⁽¹⁰⁾	7-2	+ Maryland
5-17	N2	L	4-6	+ NC State

* - ACC game; † - Wilhelm's 800th victory;
+ - ACC Tournament; N1 - Greenville, S.C.;
N2 - Durham, N.C.

1987 (54-14-1 OVERALL; 16-5 ACC, 2ND)

Ranked No. 10 by Baseball America				
Ranked No. 10 by Collegiate Baseball				
Head Coach - Bill Wilhelm (30th Season)				
Date	Site	W-L	Score	Opponent
2-23	A	W ⁽⁷⁾	9-3	The Citadel ⁽¹⁾
2-23	A	W ⁽⁷⁾	12-0	The Citadel ⁽²⁾
2-25	H	W	8-1	Western Carolina
3-1	H	W ⁽⁸⁾	7-6	Appalachian State ⁽¹⁾
3-1	H	W ⁽⁷⁾	1-0	Appalachian State ⁽²⁾
3-2	H	W ⁽⁷⁾	8-7	North Carolina-Wilmington ⁽¹⁾
3-2	H	W ⁽⁷⁾	4-0	North Carolina-Wilmington ⁽²⁾
3-3	H	W	9-8	Old Dominion
3-4	H	W	4-1	Old Dominion
3-5	H	L	3-10	Georgia Southern
3-6	H	W	8-2	Georgia Southern
3-7	H	W	14-5	Georgia Southern
3-10	H	W ⁽⁷⁾	12-11	Marshall ⁽¹⁾
3-10	H	W ⁽⁷⁾	19-1	Marshall ⁽²⁾
3-11	H	W	20-1	Marshall
3-13	H	W	6-4	* Virginia
3-14	H	W	9-2	* Virginia
3-17	A	W	7-5	Florida International
3-18	A	L	1-6	Florida International
3-20	A	W	8-2	Miami (Fla.)
3-21	A	W	11-9	Miami (Fla.)
3-22	A	T	10-10	Miami (Fla.)
3-23	H	W	14-5	* Maryland
3-25	H	W	18-5	Auburn ⁽¹⁾
3-25	H	L ⁽⁷⁾	4-5	Auburn ⁽²⁾
3-26	H	W	3-2	Auburn
3-28	H	W	12-2	Valdosta State
3-29	H	W	12-6	Valdosta State
3-31	A	W ⁽⁷⁾	25-1	Charlotte
4-1	H	W	3-2	Georgia
4-2	A	L	7-11	Georgia
4-4	H	L ⁽⁷⁾	6-7	* NC State ⁽¹⁾
4-4	H	W ⁽⁷⁾	15-5	* NC State ⁽²⁾
4-5	H	W	11-5	* North Carolina
4-6	H	W	4-1	Furman
4-7	H	L	5-6	^ Greenville Braves
4-8	A	L	2-4	* Georgia Tech
4-10	A	W	12-6	* Wake Forest
4-11	A	W	13-11	* Wake Forest
4-12	A	W	6-3	* Duke
4-13	A	W	11-4	* Virginia
4-15	H	L	6-7	* Georgia Tech
4-16	H	W	13-3	* Wake Forest
4-18	H	W	12-4	* Duke
4-19	H	W	6-3	* Duke
4-20	H	W	5-3	South Carolina
4-21	H	W	7-3	South Carolina
4-22	A	L	2-12	* Georgia Tech
4-25	A	L	3-4	* North Carolina
4-25	N1	W	9-8	* NC State

4-26	A	W	14-8	* North Carolina
5-2	A	W	5-3	South Carolina
5-3	A	W	8-7	South Carolina
5-5	A	W	8-1	* Maryland
5-6	A	W	9-7	* Maryland
5-7	A	W ⁽⁸⁾	10-8	% Duke ⁽¹⁾
5-7	A	W ⁽⁷⁾	14-5	% Duke ⁽²⁾
5-8	H	L	6-7	South Alabama
5-9	H	W	1-0	South Alabama
5-10	H	W	11-1	South Alabama
5-13	N2	W	11-4	+ Wake Forest
5-14	N2	W	9-4	+ North Carolina
5-15	N2	W	8-0	+ NC State
5-16	N2	L	1-7	+ Georgia Tech
5-16	N2	L	7-11	+ NC State
5-21	N3	W	8-0	\$ West Virginia
5-22	N3	W	6-3	\$ Seton Hall
5-23	N3	L	5-6	\$ Arkansas
5-23	N3	W	6-3	\$ Auburn
5-24	N3	L	2-4	\$ Arkansas

* - ACC game; % - not counted in ACC standings;
+ - ACC Tournament; \$ - NCAA South Regional;
^ - exhibition game (not counted in record);
N1 - Chapel Hill, N.C.; N2 - Greenville, S.C.;
N3 - Huntsville, Ala.

1988 (54-14 OVERALL; 18-2 ACC, 1ST)

Ranked No. 15 by Baseball America				
Head Coach - Bill Wilhelm (31st Season)				
Date	Site	W-L	Score	Opponent
2-20	A	W	8-1	Auburn
2-21	A	L	2-5	Auburn
2-24	H	W	23-6	Charlotte
2-25	H	W	13-12	Georgia
2-27	A	W	12-1	North Carolina-Wilmington
2-28	A	W	13-2	North Carolina-Wilmington
3-1	H	W	8-4	Western Carolina
3-2	H	W	15-3	Furman
3-3	H	W	11-4	East Tennessee State
3-5	A	W	9-4	Charlotte
3-6	H	W	7-1	Appalachian State
3-7	H	W	15-2	Old Dominion
3-8	H	W	7-1	Old Dominion
3-9	H	W	10-2	Old Dominion
3-10	H	W	7-5	Liberty
3-12	H	W	9-6	* Virginia
3-14	N1	W	10-7	Long Beach State
3-15	N1	L	2-9	Brigham Young
3-16	N1	L	5-6	Washington State
3-17	A	L	10-13	Fresno State
3-18	N1	W	5-3	George Washington
3-19	N1	W ⁽⁷⁾	9-3	Oregon State
3-21	H	W ⁽⁷⁾	6-0	* Maryland ⁽¹⁾
3-21	H	W ⁽⁷⁾	5-4	* Maryland ⁽²⁾
3-22	A	L	7-8	Georgia
3-23	A	W	12-7	Furman
3-24	H	W	11-4	Ohio State
3-26	H	L ⁽⁷⁾	1-7	Ohio State ⁽¹⁾
3-26	H	W ⁽⁷⁾	4-3	Ohio State ⁽²⁾
3-27	H	W	8-4	Coastal Carolina
3-28	H	W	7-3	Coastal Carolina
4-1	H	W	5-2	* North Carolina
4-2	H	W	8-5	* North Carolina
4-3	H	W	9-8	* NC State
4-4	H	W	20-11	Western Carolina
4-5	H	W	11-10	^ Greenville Braves
4-6	H	W	7-3	* Georgia Tech
4-9	A	W ⁽⁷⁾	10-3	* Duke ⁽¹⁾
4-9	A	W ⁽⁷⁾	10-3	* Duke ⁽²⁾
4-10	A	W	8-7	* Wake Forest
4-13	A	W	4-2	* Georgia Tech
4-14	A	W	12-4	Western Carolina
4-15	H	W	11-3	* Duke
4-16	H	W	11-7	* Wake Forest
4-17	H	W	8-5	* Wake Forest
4-19	H	W	18-8	Tennessee
4-20	H	W	6-1	Tennessee
4-21	H	W	7-4	† Georgia Tech
4-22	H	W	7-6	South Carolina
4-23	H	L	7-11	South Carolina
4-24	H	W	8-5	South Carolina
4-30	A	W	5-2	South Carolina
5-1	A	L	6-7	South Carolina
5-2	A	W	8-3	* Virginia
5-3	A	W	6-0	* Virginia
5-6	A	L	3-6	* NC State
5-7	A	L	8-9	* NC State
5-8	A	W	8-6	* North Carolina
5-11	N2	W	9-1	+ Duke

5-12	N2	L	0-1	+ North Carolina
5-13	N2	W	9-0	+ Maryland
5-14	N2	W	5-4	+ North Carolina ⁽¹⁾
5-14	N2	L	6-7	+ North Carolina ⁽²⁾
5-22	N3	W	16-1	St. John's
5-23	N3	W	6-5	St. John's
5-26	N4	W ⁽¹⁹⁾	3-2	\$ Fordham
5-28	N4	L	1-6	\$ Rutgers
5-28	N4	W	11-1	\$ St. John's
5-29	N4	L	7-8	\$ Kentucky

* - ACC game; ^ - exhibition game (not counted in record); † - Wilhelm's 900th victory; + - ACC Tournament; \$ - NCAA Northeast Regional;
N1 - Fresno, Calif.; N2 - Greenville, S.C.; N3 - Orlando, Fla.; N4 - New Britain, Conn.

1989 (50-20 OVERALL; 13-5 ACC, 2ND)

ACC Champion				
Ranked No. 14 by Baseball America				
Ranked No. 14 by Collegiate Baseball				
Head Coach - Bill Wilhelm (32nd Season)				
Date	Site	W-L	Score	Opponent
2-18	A	W	22-5	Coastal Carolina
2-19	A	W	6-5	Coastal Carolina
2-25	H	W	4-2	Auburn
2-26	H	L	6-7	Auburn
2-28	H	W	9-8	Western Carolina
3-2	H	W	13-4	East Tennessee State
3-4	H	W	15-2	North Carolina-Wilmington
3-5	H	W	9-4	North Carolina-Wilmington
3-6	H	L ⁽¹⁰⁾	1-3	Old Dominion
3-7	H	W	6-3	Old Dominion
3-8	H	W ⁽¹⁵⁾	3-2	Old Dominion
3-10	H	W ⁽¹⁰⁾	5-4	Appalachian State
3-11	H	W	10-4	* Virginia
3-12	H	W	8-2	* Virginia
3-14	H	W	7-6	Western Carolina
3-15	H	W	3-0	Furman
3-18	H	W	16-3	* Maryland
3-19	A	W	11-0	* Wake Forest
3-20	A	W	6-2	* Wake Forest
3-24	A	W	6-4	* NC State
3-25	A	W	4-3	* North Carolina
3-26	A	L	0-3	* North Carolina
3-28	H	W	7-5	Seton Hall
3-29	H	W	8-5	Seton Hall
3-30	H	W	17-7	Seton Hall
3-31	H	W	7-1	South Carolina
4-1	H	W	12-6	South Carolina
4-2	H	W	9-6	South Carolina
4-3	H	W	15-4	Davidson
4-5	A	W	7-5	Tennessee
4-6	A	W	14-2	Western Carolina
4-9	H	W	6-3	* Wake Forest
4-10	H	W	12-4	Western Carolina
4-11	A	W	4-0	Furman
4-12	A	W	7-5	* Georgia Tech
4-14	A	W	8-0	* Virginia
4-16	A	L ⁽¹²⁾	4-5	* Maryland ⁽¹⁾
4-16	A	L ⁽⁵⁾	3-4	* Maryland ⁽²⁾
4-18	A	L	5-6	Georgia
4-19	H	W	16-5	* Georgia Tech
4-20	A	W	5-3	South Carolina
4-21	A	L	3-8	South Carolina
4-22	A	L	1-7	South Carolina
4-23	H	L	3-4	* North Carolina
4-25	H	W ⁽¹²⁾	3-2	Georgia
4-26	A	L	4-11	* Georgia Tech
4-28	H	L	5-11	Miami (Fla.)
4-29	H	L	2-10	Miami (Fla.)
4-30	H	W	5-4	Miami (Fla.)
5-6	H	W	11-3	* NC State
5-7	H	W	13-6	* NC State
5-8	A	L	1-4	Georgia Southern
5-9	N1	W	4-1	Armstrong State
5-9	A	L ⁽⁵⁾	7-9	Georgia Southern
5-10	N1	L	3-5	Armstrong State
5-10	A	L	1-2	Georgia Southern
5-13	N2	W	8-0	+ Maryland
5-14	N2	W	9-3	+ Georgia Tech
5-15	N2	W	5-4	+ North Carolina
5-16	N2	W	9-2	+ NC State
5-16	N2	W	12-4	+ North Carolina
5-19	N3	L ⁽¹⁰⁾	6-8	% Arizona
5-20	N3	L	0-2	% Miami (Fla.)
5-21	N3	W	7-1	% New Orleans
5-22	A	W	7-0	% North Carolina
5-25	N4	W	6-2	\$ Stetson
5-26	N4	L	7-14	\$ Auburn

5-27	N4	W	13-5	\$ Stetson
5-27	N4	W	11-1	\$ Auburn
5-28	A	L	1-8	\$ Florida State

* - ACC game; % - Carolina Invitational; + - ACC Tournament; \$ - NCAA Atlantic Regional;
N1 - Statesboro, Ga.; N2 - Greenville, S.C.;
N3 - Chapel Hill, N.C.; N4 - Tallahassee, Fla.

1990 (43-23 OVERALL; 14-6 ACC, 2ND)

Head Coach - Bill Wilhelm (33rd Season)				
Date	Site	W-L	Score	Opponent
2-17	A	W	13-8	North Carolina-Wilmington
2-18	A	W	18-2	North Carolina-Wilmington
2-24	A	W	6-3	Auburn
2-25	A	W	6-0	Auburn
2-28	H	W	14-2	Western Carolina
3-4	A	W	12-9	* Duke ⁽¹⁾
3-4	A	L	3-4	* Duke ⁽²⁾
3-6	H	W	5-3	Old Dominion
3-7	H	W	6-5	Old Dominion
3-8	H	W	8-1	Old Dominion
3-9	H	W	10-4	* Wake Forest
3-10	H	L	1-3	* Wake Forest
3-11	H	W	11-8	* Wake Forest
3-12	H	W	13-0	Marshall
3-13	H	W	7-3	Marshall
3-14	H	W	16-2	Marshall
3-17	H	W ⁽⁷⁾	10-1	* Maryland ⁽¹⁾
3-17	H	W ⁽⁷⁾	7-1	* Maryland ⁽²⁾
3-18	H	W	8-1	* Maryland
3-19	H	W	12-6	Ohio
3-20	H	W	6-4	Ohio
3-22	A	L	2-9	Miami (Fla.)
3-23	A	L	5-11	Miami (Fla.)
3-24	A	L	1-2	Miami (Fla.)
3-27	H	L ⁽⁷⁾	2-11	Coastal Carolina ⁽¹⁾
3-27	H	W ⁽⁷⁾	1-0	Coastal Carolina ⁽²⁾
3-28	A	L	8-9	Georgia
3-31	N1	W	6-0	South Carolina
4-1	H	W ⁽¹¹⁾	6-5	South Carolina
4-2	H	W	9-5	South Carolina
4-3	H	W	11-4	East Tennessee State
4-4	A	W	10-2	Furman
4-6	A	L	8-10	* North Carolina
4-7	A	L	3-9	* North Carolina
4-8	A	L	10-11	* North Carolina
4-10	H	W ⁽⁷⁾	2-1	Appalachian State
4-11	H	W	17-6	Furman
4-12	A	L	2-21	South Carolina
4-13	H	W	6-3	* NC State
4-14	H	W	20-4	* NC State
4-15	H	W	6-5	* NC State
4-17	H	W	13-0	Georgia Southern
4-18	H	L	6-9	Georgia Southern
4-20	A	W	12-6	* Virginia
4-21	A	W	19-3	* Virginia
4-22	A	W	8-0	* Virginia
4-24	H	L	5-7	Tennessee
4-25	H	W	14-2	Tennessee
4-27	A	W	14-12	* Georgia Tech
4-28	H	L	3-8	* Georgia Tech
4-29	A	W	17-10	† Georgia Tech
5-6	A	L	4-5	South Carolina ⁽¹⁾
5-6	A	L ⁽⁷⁾	3-7	South Carolina ⁽²⁾
5-8	A	W	15-3	Tennessee
5-10	H	W	8-4	Campbell
5-12	N1	W	13-3	+ Duke
5-13	N1	W	7-3	+ Virginia
5-14	N1	L	1-3	+ North Carolina
5-15	N1	L	5-6	+ NC State
5-18	N2	L	0-1	% Southern California
5-19	N2	L	2-5	% Fresno State
5-20	N2	W	9-1	% Arizona
5-21	A	L	2-11	The Citadel
5-25	N3	L	6-9	\$ Creighton
5-26	N3	W	8-5	\$ Texas-Arlington
5-27	N3	L	3-4	\$ Creighton
* - ACC game; † - Wilhelm's 1,000th victory; + - ACC Tournament; % - Carolina Invitational; \$ - NCAA Central Regional; N1 - Greenville, S.C.; N2 - Chapel Hill, N.C.; N3 - Austin, Texas				
1991 (60-10 OVERALL; 18-3 ACC, 1 ST)				
ACC Champion				
College World Series Participant				
Ranked No. 4 by Baseball America				
Head Coach - Bill Wilhelm (34th Season)				
Date	Site	W-L	Score	Opponent
2-16	A	W	10-4	Georgia Southern

ALL-TIME RESULTS

2-17	A	W	16-3	Georgia Southern
2-23	H	W	6-4	Auburn
2-24	H	W	7-3	Auburn
2-25	H	W	13-0	East Tennessee State
2-28	N1	W	6-0	% Oklahoma State
3-2	N1	L	8-13	% Louisiana
3-2	A	W	14-3	% Nevada-Las Vegas
3-3	N1	W	17-5	% Louisiana
3-7	H	W	9-0	Georgia Regents
3-9	A	L ⁽⁷⁾	10-11	* Wake Forest ⁽¹⁾
3-9	A	W ⁽⁷⁾	13-7	* Wake Forest ⁽²⁾
3-10	A	W	11-5	* Wake Forest
3-15	H	W	5-2	* Virginia
3-16	H	W	15-1	* Virginia
3-17	H	W	12-8	* Virginia
3-19	A	W	23-7	Coastal Carolina
3-20	A	W	10-3	Coastal Carolina
3-21	A	W	11-7	Coastal Carolina
3-22	A	L	4-12	South Carolina
3-23	A	L	10-11	South Carolina
3-24	A	W	5-3	South Carolina
3-26	H	W	10-0	The Citadel
3-27	H	W	12-3	The Citadel
3-28	H	W ⁽⁷⁾	7-5	South Carolina
3-30	H	W	12-1	Columbus ⁽¹⁾
3-30	H	W	2-1	Columbus ⁽²⁾
3-31	A	L	7-9	Western Carolina
4-2	H	W	16-6	Furman
4-3	H	W	13-3	Western Carolina
4-4	H	W	10-1	South Carolina
4-5	H	W	15-6	* North Carolina
4-6	H	W ⁽¹²⁾	6-5	* North Carolina
4-7	H	W	6-2	* North Carolina
4-8	H	W ⁽⁵⁾	5-0	Winthrop
4-9	H	W	4-3	Georgia
4-10	A	W	9-1	Georgia
4-12	A	W	14-3	* NC State
4-13	A	L	7-8	* NC State
4-14	A	W	16-6	* NC State
4-16	H	W	10-5	Appalachian State
4-17	H	W	13-0	Appalachian State
4-19	A	W	11-4	* Maryland
4-20	A	W	7-2	* Maryland
4-21	A	W	17-2	* Maryland
4-23	A	W	17-2	* Maryland
4-24	A	W	17-2	* Maryland
4-25	A	W	17-2	* Maryland
4-26	A	W	17-2	* Maryland
4-27	A	W	17-2	* Maryland
4-28	A	W	17-2	* Maryland
4-29	A	W	17-2	* Maryland
4-30	A	W	17-2	* Maryland
4-31	A	W	17-2	* Maryland
4-32	A	W	17-2	* Maryland
4-33	A	W	17-2	* Maryland
4-34	A	W	17-2	* Maryland
4-35	A	W	17-2	* Maryland
4-36	A	W	17-2	* Maryland
4-37	A	W	17-2	* Maryland
4-38	A	W	17-2	* Maryland
4-39	A	W	17-2	* Maryland
4-40	A	W	17-2	* Maryland
4-41	A	W	17-2	* Maryland
4-42	A	W	17-2	* Maryland
4-43	A	W	17-2	* Maryland
4-44	A	W	17-2	* Maryland
4-45	A	W	17-2	* Maryland
4-46	A	W	17-2	* Maryland
4-47	A	W	17-2	* Maryland
4-48	A	W	17-2	* Maryland
4-49	A	W	17-2	* Maryland
4-50	A	W	17-2	* Maryland
4-51	A	W	17-2	* Maryland
4-52	A	W	17-2	* Maryland
4-53	A	W	17-2	* Maryland
4-54	A	W	17-2	* Maryland
4-55	A	W	17-2	* Maryland
4-56	A	W	17-2	* Maryland
4-57	A	W	17-2	* Maryland
4-58	A	W	17-2	* Maryland
4-59	A	W	17-2	* Maryland
4-60	A	W	17-2	* Maryland
4-61	A	W	17-2	* Maryland
4-62	A	W	17-2	* Maryland
4-63	A	W	17-2	* Maryland
4-64	A	W	17-2	* Maryland
4-65	A	W	17-2	* Maryland
4-66	A	W	17-2	* Maryland
4-67	A	W	17-2	* Maryland
4-68	A	W	17-2	* Maryland
4-69	A	W	17-2	* Maryland
4-70	A	W	17-2	* Maryland
4-71	A	W	17-2	* Maryland
4-72	A	W	17-2	* Maryland
4-73	A	W	17-2	* Maryland
4-74	A	W	17-2	* Maryland
4-75	A	W	17-2	* Maryland
4-76	A	W	17-2	* Maryland
4-77	A	W	17-2	* Maryland
4-78	A	W	17-2	* Maryland
4-79	A	W	17-2	* Maryland
4-80	A	W	17-2	* Maryland
4-81	A	W	17-2	* Maryland
4-82	A	W	17-2	* Maryland
4-83	A	W	17-2	* Maryland
4-84	A	W	17-2	* Maryland
4-85	A	W	17-2	* Maryland
4-86	A	W	17-2	* Maryland
4-87	A	W	17-2	* Maryland
4-88	A	W	17-2	* Maryland
4-89	A	W	17-2	* Maryland
4-90	A	W	17-2	* Maryland
4-91	A	W	17-2	* Maryland
4-92	A	W	17-2	* Maryland
4-93	A	W	17-2	* Maryland
4-94	A	W	17-2	* Maryland
4-95	A	W	17-2	* Maryland
4-96	A	W	17-2	* Maryland
4-97	A	W	17-2	* Maryland
4-98	A	W	17-2	* Maryland
4-99	A	W	17-2	* Maryland
4-100	A	W	17-2	* Maryland

* - ACC game; % - UNLV Desert Classic; + - ACC Tournament; \$ - NCAA Midwest Regional; N1 - Las Vegas, Nev.; N2 - Greenville, S.C.; N3 - Orono, Maine; N4 - Omaha, Neb.

1992 (50-14 OVERALL; 19-5 ACC, 1ST)

Ranked No. 7 by Baseball America
Head Coach - Bill Wilhelm (35th Season)

Date	Site	W-L	Score	Opponent
2-16	H	W	7-0	Eastern Kentucky ⁽¹⁾
2-16	H	W	22-0	Eastern Kentucky ⁽²⁾
2-19	H	W	6-0	Western Carolina
2-21	H	W	15-1	Tampa
2-22	H	W	16-5	Tampa ⁽¹⁾
2-22	H	W	3-0	Tampa ⁽²⁾
2-29	A	W	4-3	Auburn
3-1	A	W	9-3	Auburn
3-3	H	W	1-0	Winthrop
3-5	H	W	20-2	Furman

3-7	H	W ⁽⁷⁾	7-2	* Wake Forest ⁽¹⁾
3-7	H	W ⁽⁸⁾	2-1	* Wake Forest ⁽²⁾
3-8	H	W	7-5	* Wake Forest
3-9	H	W	2-1	Coastal Carolina
3-10	H	W	12-2	Coastal Carolina
3-13	H	W	15-3	* Maryland
3-14	H	W	10-1	* Maryland
3-15	H	L	9-10	* Maryland
3-17	A	W	15-7	* Duke
3-18	A	W	9-1	* Duke
3-19	A	L	1-2	* Duke
3-20	A	W	8-6	* Virginia
3-21	A	W	5-3	* Virginia
3-22	A	W	8-2	* Virginia
3-23	H	L	3-7	Ohio
3-24	H	W	10-2	Ohio
3-26	A	L	6-8	South Carolina
3-27	H	W	10-4	* Florida State
3-28	H	W	12-0	* Florida State
3-29	H	W	14-0	* Florida State
3-31	A	W	8-4	Georgia Southern ⁽¹⁾
4-1	H	L	2-3	Georgia
4-2	N1	W ⁽¹¹⁾	12-11	Winthrop
4-3	A	W	10-4	* North Carolina
4-4	A	W	7-1	* North Carolina
4-5	A	W	12-5	* North Carolina
4-7	H	W ⁽⁷⁾	10-5	Georgia Southern ⁽¹⁾
4-7	H	W ⁽⁷⁾	7-2	Georgia Southern ⁽²⁾
4-8	H	W	5-3	† South Carolina
4-10	H	W	6-2	* NC State
4-11	H	L	3-6	* NC State
4-12	H	W	3-2	* NC State
4-14	A	L	3-4	Tennessee
4-15	A	W	8-2	Tennessee
4-19	H	W	5-3	Appalachian State
4-20	H	W	7-5	Appalachian State
4-21	H	W	10-9	South Carolina
4-22	A	W	9-1	Georgia
4-24	A	L	2-6	* Georgia Tech
4-25	A	L ⁽¹⁰⁾	6-7	* Georgia Tech
4-26	A	W	5-4	* Georgia Tech
5-2	A	W	8-1	North Carolina-Wilmington
5-3	A	L	1-5	North Carolina-Wilmington
5-4	A	W	10-2	Georgia Southern
5-5	A	W	7-1	Georgia Southern
5-9	N2	W ⁽¹⁰⁾	3-2	+ Virginia
5-11	N2	W	5-2	+ Florida State
5-12	N2	L	1-11	+ NC State
5-12	N2	W	5-4	+ Georgia Tech
5-13	N2	W	11-0	+ Florida State
5-13	N2	L	3-7	+ NC State
5-21	N3	W	8-4	\$ Yale
5-22	N3	L	5-6	\$ California-Los Angeles
5-23	N3	L	6-7	\$ Oklahoma

* - ACC game; † - Wilhelm's 1,100th victory; + - ACC Tournament; \$ - NCAA Midwest Regional; N1 - Fort Mill, S.C.; N2 - Greenville, S.C.; N3 - Starkville, Miss.

1993 (45-20 OVERALL; 11-11 ACC, 5TH)

ACC Champion
Ranked No. 17 by Baseball America
Ranked No. 17 by Collegiate Baseball
Head Coach - Bill Wilhelm (36th Season)

Date	Site	W-L	Score	Opponent
2-20	H	W	9-6	Auburn
2-23	H	W	13-2	Appalachian State
2-24	H	W	11-6	Winthrop
2-27	H	L	6-7	* Duke
2-28	H	W	16-7	* Duke
3-1	H	L	4-13	* Duke
3-2	H	W	7-5	North Carolina-Wilmington ⁽¹⁾
3-2	H	W	9-2	North Carolina-Wilmington ⁽²⁾
3-6	A	L ⁽⁷⁾	1-3	* Wake Forest ⁽¹⁾
3-6	A	W ⁽⁷⁾	4-1	* Wake Forest ⁽²⁾
3-7	A	W	8-5	* Wake Forest
3-9	H	W ⁽¹¹⁾	6-5	Coastal Carolina
3-10	H	W	8-3	Coastal Carolina
3-12	H	W	15-1	* Virginia
3-15	N1	L	0-5	% Nebraska
3-16	N1	L	6-10	% St. John's
3-17	N1	W	8-7	% Missouri State
3-18	N1	W	5-0	% Texas Tech
3-19	N1	L	0-3	% Kansas State
3-20	N1	W ⁽¹¹⁾	5-4	% Missouri State
3-24	H	W ⁽⁷⁾	10-7	Georgia Southern ⁽¹⁾
3-24	H	W ⁽⁷⁾	4-1	Georgia Southern ⁽²⁾
3-26	H	L	2-12	Ohio
3-27	H	W ⁽⁷⁾	5-2	Ohio

3-28	H	W	21-1	Ohio
3-30	H	W	11-4	Furman
3-31	A	W	6-2	Georgia
4-2	H	W	7-2	* North Carolina
4-3	H	L	5-10	* North Carolina
4-4	H	W	4-3	* North Carolina
4-6	H	W	17-3	South Carolina
4-7	A	W	9-8	South Carolina
4-9	A	W	4-1	* NC State
4-10	A	L	5-20	* NC State
4-11	A	L	12-13	* NC State
4-13	A	W	12-2	Western Carolina
4-14	H	W	8-6	Georgia
4-15	H	W	8-1	Western Carolina
4-17	A	W	6-2	* Maryland
4-18	N2	L	4-8	* Maryland
4-19	A	W	22-4	* Maryland
4-20	A	W	17-2	Furman
4-21	H	W ⁽¹¹⁾	8-7	South Carolina
4-23	H	L	0-11	* Georgia Tech
4-24	H	L	5-10	* Georgia Tech
4-25	H	L	0-6	* Georgia Tech
5-2	A	W	17-1	Winthrop
5-4	H	W	10-3	Tennessee
5-5	H	W	4-2	Tennessee
5-7	A	W	7-6	* Florida State
5-8	A	L ⁽¹⁰⁾	3-4	* Florida State
5-9	A	W	5-1	* Florida State
5-11	H	L	2-4	Georgia
5-12	A	L	5-8	South Carolina
5-13	H	W	12-5	Charlotte
5-15	N3	W	4-2	+ Duke
5-16	N3	W	6-1	+ Florida State
5-17	N3	W	9-8	+ Georgia Tech
5-18	N3	W	7-4	+ North Carolina
5-18	N3	L	5-7	+ Florida State
5-19	N3	W	11-7	+ NC State
5-28	N4	W	7-3	\$ Rutgers
5-29	N4	W	10-3	\$ Fresno State
5-30	N4	L	4-11	\$ Fresno State
5-31	N4	L	1-9	\$ Kansas

* - ACC game; % - Pepsi/Johnny Quik Best-of-the-West Tournament; + - ACC Tournament; \$ - NCAA Midwest Regional; N1 - Fresno, Calif.; N2 - Baltimore, Md.; N3 - Greenville, S.C.; N4 - Knoxville, Tenn.

1994 (57-18 OVERALL; 20-4 ACC, 1ST)

ACC Champion
Ranked No. 4 by Baseball America
Head Coach - Jack Leggett (1st Season)

Date	Site	W-L	Score	Opponent
2-12	H	W	3-1	Western Carolina ⁽¹⁾
2-12	H	W	4-1	Western Carolina ⁽²⁾
2-13	H	W ⁽¹³⁾	6-5	Western Carolina
2-19	H	W	14-1	Tennessee
2-20	H	W	4-2	Tennessee
2-24	N1	L	5-11	% Fresno State
2-24	A	W	11-6	% Nevada-Las Vegas
2-25	N1	W	13-3	% Rice
2-26	N1	L	3-12	% Rice
2-27	N1	W ⁽¹⁰⁾	13-8	% Fresno State
3-3	H	W	11-4	Furman
3-4	H	W	5-4	* Wake Forest
3-5	H	W	5-4	* Wake Forest
3-6	H	W	8-6	* Wake Forest
3-7	H	W	14-2	North Carolina-Wilmington
3-8	H	W ⁽¹³⁾	8-7	North Carolina-Wilmington
3-9	A	W	9-2	Georgia
3-11	H	W	7-5	* Maryland
3-12	H	W	18-2	* Maryland
3-13	H	W	6-5	* Maryland
3-15	H	W	4-1	New Hampshire
3-16	H	L	4-7	South Carolina
3-18	A	W	6-1	Hawaii-Hilo
3-19	A	W	13-5	Hawaii-Hilo ⁽¹⁾
3-19	A	W	10-3	Hawaii-Hilo ⁽²⁾ </

ALL-TIME RESULTS

4-15	A	W	13-1	* NC State
4-16	A	W	13-4	* NC State
4-18	H	W	5-1	Coastal Carolina
4-19	H	W	7-2	Coastal Carolina
4-21	A	L	2-5	* Florida State
4-22	A	L	2-7	* Florida State
4-23	A	L	8-9	* Florida State
4-25	H	W	19-5	Furman
4-26	A	W	18-6	South Carolina
4-28	H	W	8-5	* Georgia Tech
4-29	H	W	6-1	* Georgia Tech
4-30	H	W	6-5	* Georgia Tech
5-7	A	W	7-4	Georgia Southern
5-8	A	L ⁽¹²⁾	14-15	Georgia Southern
5-12	A	L	6-7	Miami (Fla.)
5-13	A	W	7-5	Miami (Fla.)
5-14	A	L	4-8	Miami (Fla.)
5-17	N2	W	10-0	+ Maryland
5-18	N2	W	6-4	+ North Carolina
5-19	N2	W	11-0	+ Florida State
5-20	N2	W	16-7	+ NC State
5-20	N2	L	2-12	+ Florida State
5-21	N2	L	2-8	+ Florida State
5-25	H	W	8-4	* Navy
5-26	H	W	11-5	\$ Jacksonville
5-27	H	W	9-5	\$ Winthrop
5-28	H	W	7-4	\$ Alabama
6-3	N3	L	1-3	! Tennessee
6-5	N3	L	3-8	! Stanford

* - ACC game; + - ACC Tournament; \$ - NCAA East Regional; ! - College World Series; N1 - Arlington, Texas; N2 - Greenville, S.C.; N3 - Omaha, Neb.

1996 (51-17 OVERALL; 17-7 ACC, 2ND)
College World Series Participant
Ranked No. 4 by Collegiate Baseball
Ranked No. 4 by USA Today
Head Coach - Jack Leggett (3rd Season)

Date	Site	W-L	Score	Opponent
2-16	H	W	4-0	South Florida
2-17	H	L	5-6	South Florida
2-18	H	L	2-7	South Florida
2-23	H	W	7-3	Maine
2-24	H	W	6-5	Maine ⁽¹⁾
2-24	H	W	5-1	Maine ⁽²⁾
2-25	H	W	6-1	Maine
2-27	A	W	8-3	Tennessee
2-28	A	W ⁽¹⁰⁾	10-4	Tennessee
3-1	H	W	11-3	Coastal Carolina
3-2	H	W	8-7	Coastal Carolina
3-3	H	W	13-4	Coastal Carolina
3-5	H	W	4-2	Western Carolina
3-8	H	W	8-4	Virginia Tech
3-9	H	W	6-2	Virginia Tech
3-10	H	W	4-0	Virginia Tech
3-12	H	W	18-2	Siena
3-13	H	W	9-3	Siena
3-16	A	L ⁽⁷⁾	4-7	* Duke ⁽¹⁾
3-16	A	L ⁽⁷⁾	0-2	* Duke ⁽²⁾
3-17	A	W	7-2	* Duke
3-20	H	W	11-3	Ohio
3-21	H	L	3-9	Ohio
3-22	H	W	4-0	* Maryland
3-23	H	W	7-0	* Maryland
3-24	H	W	16-6	* Maryland
3-28	A	W	13-3	Western Carolina
3-29	A	W	8-1	* Virginia
3-30	A	L	2-3	* Virginia
3-31	A	W	9-3	* Virginia
4-2	H	W	5-4	Georgia
4-3	A	W	4-2	South Carolina
4-5	H	W	9-1	* Wake Forest
4-6	H	W	6-0	* Wake Forest
4-7	H	L	7-8	* Wake Forest
4-9	H	W	10-4	Western Carolina
4-10	H	W	11-0	South Carolina
4-12	A	W	11-1	* North Carolina
4-13	A	W	7-5	* North Carolina
4-14	A	W	7-2	* North Carolina
4-16	A	L	2-6	Georgia
4-17	H	W	8-0	South Carolina
4-21	H	L ⁽¹⁰⁾	6-8	Georgia Southern ⁽¹⁾
4-21	H	L ⁽¹⁸⁾	7-9	Georgia Southern ⁽²⁾
4-23	A	W	7-5	South Carolina
4-24	H	W	12-5	Charleston Southern
4-25	H	L	6-18	* NC State
4-26	H	W	14-0	* NC State
4-27	H	L ⁽¹⁰⁾	1-4	* NC State

5-4	H	W	3-0	* Florida State
5-5	H	W	2-1	* Florida State
5-6	H	W	2-0	* Florida State
5-8	H	W	13-4	Furman
5-10	A	L ⁽¹⁰⁾	9-8	* Georgia Tech
5-11	A	L	0-4	* Georgia Tech
5-12	A	W	9-2	* Georgia Tech
5-16	N1	W	6-1	+ Duke
5-16	N1	W	6-1	+ Georgia Tech
5-17	N2	L	2-4	+ Virginia
5-18	N2	L	1-2	+ Florida State
5-23	H	W	9-1	\$ Charleston Southern
5-24	H	W	5-1	\$ Old Dominion
5-25	H	W	6-3	\$ West Virginia
5-26	H	W	12-5	\$ Tennessee
5-31	N3	L	3-7	! Miami (Fla.)
6-2	N3	W ⁽¹⁰⁾	8-5	! Oklahoma State
6-4	N3	W	14-13	! Alabama
6-5	N3	L	5-14	! Miami (Fla.)

* - ACC game; + - ACC Tournament; \$ - NCAA East Regional; ! - College World Series; N1 - Chapel Hill, N.C.; N2 - Durham, N.C.; N3 - Omaha, Neb.

1997 (41-23 OVERALL; 13-10 ACC, 4TH)
Ranked No. 24 by USA Today
Head Coach - Jack Leggett (4th Season)

Date	Site	W-L	Score	Opponent
2-15	H	W	6-2	Morehead State ⁽¹⁾
2-15	H	W	9-1	Morehead State ⁽²⁾
2-16	H	W	1-0	Morehead State
2-18	H	W	7-2	Charleston Southern
2-22	H	W	7-6	Kentucky ⁽¹⁾
2-22	H	W	4-3	Kentucky ⁽²⁾
2-23	H	W	10-3	Kentucky
2-27	N1	W	8-7	% Cal State Northridge
2-28	N1	W	12-7	% Northwestern
2-28	A	L	3-4	% Nevada-Las Vegas
3-1	N1	W	10-2	% Northwestern
3-2	N1	L	5-18	% Cal State Northridge
3-4	H	W	12-5	James Madison
3-5	H	W	11-3	James Madison
3-7	H	W	17-2	Coastal Carolina
3-8	H	W	22-11	Coastal Carolina
3-9	H	W	13-3	Coastal Carolina
3-12	H	W	17-4	Appalachian State
3-14	H	W	3-2	* Virginia
3-15	H	W	6-1	* Virginia
3-16	H	W	7-3	* Virginia
3-19	A	L	3-7	Tennessee
3-21	A	L	1-13	* Maryland
3-22	A	W	17-10	* Maryland
3-23	A	L ⁽¹⁰⁾	6-7	* Maryland
3-25	A	L	4-9	Western Carolina
3-26	H	W	14-9	Western Carolina
3-28	A	L	2-11	* Wake Forest
3-29	A	W	10-9	* Wake Forest
3-30	A	W	18-7	* Wake Forest
4-1	A	L	2-3	Georgia
4-2	H	L	3-11	South Carolina
4-4	A	W	10-7	* Florida State
4-5	A	L	5-20	* Florida State
4-6	A	L ⁽¹²⁾	10-11	* Florida State
4-8	H	W	10-7	Furman
4-9	A	W	15-1	South Carolina
4-11	H	W	11-1	* Duke
4-12	H	L ⁽¹⁰⁾	3-4	* Duke
4-13	H	W	14-2	* Duke
4-15	H	W	13-5	Tennessee
4-16	H	W	12-9	South Carolina
4-18	A	L	9-16	* NC State
4-19	A	L	4-17	* NC State
4-20	A	L	7-9	* NC State
4-23	A	L	16-38	South Carolina
4-25	H	W	7-4	* Georgia Tech
4-26	H	L	4-19	* Georgia Tech
5-2	A	W	11-4	Davidson
5-4	H	W	17-2	* North Carolina
5-5	H	W	11-10	* North Carolina
5-6	H	W	5-4	* North Carolina
5-7	H	W	9-8	Charleston Southern
5-9	H	L	11-12	California
5-10	H	W	15-3	California
5-11	H	L	10-12	California
5-14	N2	W	8-6	+ Wake Forest
5-15	N2	W	7-4	+ Georgia Tech
5-16	N2	L	4-8	+ Florida State
5-17	N2	W ⁽¹⁰⁾	11-6	+ NC State
5-17	N2	L	0-10	+ Florida State

5-22	N3	W	13-9	\$ Nevada
5-23	N3	L	6-10	\$ Rice
5-24	N3	L	7-12	\$ Texas State

* - ACC game; % - UNLV Desert Classic; + - ACC Tournament; \$ - NCAA Central Regional; N1 - Las Vegas, Nev.; N2 - St. Petersburg, Fla.; N3 - Lubbock, Texas

1998 (43-16 OVERALL; 14-9 ACC, T-2ND)
Ranked No. 19 by USA Today
Head Coach - Jack Leggett (5th Season)

Date	Site	W-L	Score	Opponent
2-6	N1	W	4-2	% South Florida
2-7	N1	W	7-6	% Central Florida
2-8	N1	W	9-4	% Auburn
2-13	H	L	1-6	East Carolina
2-14	H	W	16-4	East Carolina
2-15	H	W	8-2	East Carolina
2-20	H	W	5-4	Old Dominion
2-21	H	W	11-10	Old Dominion
2-22	H	W	12-7	Old Dominion
2-26	H	W	11-7	Charlotte
2-27	H	W	13-0	North Carolina-Wilmington
2-28	H	W	19-6	North Carolina-Wilmington
3-1	H	W	6-3	North Carolina-Wilmington
3-3	H	W	6-5	Florida Atlantic
3-4	H	L	5-6	Florida Atlantic
3-6	H	W	22-4	Stetson
3-8	H	W	10-5	Stetson ⁽¹⁾
3-8	H	W ⁽⁸⁾	9-4	Stetson ⁽²⁾
3-10	H	W	17-3	Coastal Carolina
3-13	H	W	12-2	Maine
3-14	H	W	18-2	Maine ⁽¹⁾
3-14	H	W	19-11	Maine ⁽²⁾
3-17	H	W	5-1	Western Carolina
3-19	A	L	7-10	Western Carolina
3-20	H	W	5-3	* Maryland
3-21	H	W	19-6	* Maryland
3-22	H	W	15-6	* Maryland
3-25	H	W	5-0	The Citadel
3-27	H	W	10-2	* Wake Forest
3-28	H	W	6-5	* Wake Forest
3-29	H	L	2-8	* Wake Forest
3-31	H	W ⁽¹⁰⁾	5-4	Georgia
4-1	A	W	6-4	South Carolina
4-3	A	W	9-7	* Virginia
4-4	A	L	6-7	* Virginia
4-5	A	W	15-6	* Virginia
4-7	H	W	18-0	Furman
4-8	H	W	13-3	Charleston Southern
4-11	A	W	8-2	* Duke ⁽¹⁾
4-11	A	L	6-7	* Duke ⁽²⁾
4-12	A	L	2-6	* Duke
4-15	H	W	14-6	North Carolina-Asheville
4-17	H	W ⁽¹²⁾	11-10	* NC State
4-18	H	W	17-6	* NC State
4-22	A	W	9-2	Georgia
4-24	H	W	2-1	* Florida State
4-25	H	W	5-4	* Florida State
4-26	H	L	2-7	* Florida State
5-3	A	L	6-7	* Georgia Tech
5-4	A	L	7-9	* Georgia Tech
5-5	A	L	5-14	* Georgia Tech
5-9	A	L	9-12	* North Carolina ⁽¹⁾
5-9	A	W	8-1	* North Carolina ⁽²⁾
5-10	A	W	7-6	* North Carolina
5-13	N2	L	1-4	+ North Carolina
5-14	N2	L	6-10	+ Georgia Tech
5-21	H	W	12-3	\$ The Citadel
5-22	H	L ⁽¹⁶⁾	1-2	\$ South Alabama
5-23	H	L	5-8	\$ Southern California

* - ACC game; % - Olive Garden Classic; + - ACC Tournament; \$ - NCAA East Regional; N1 - Kissimmee, Fla.; N2 - Durham, N.C.

1999 (42-27 OVERALL; 13-10 ACC, 3RD)
Ranked No. 13 by Collegiate Baseball
Head Coach - Jack Leggett (6th Season)

Date	Site	W-L	Score	Opponent
2-12	H	W	10-7	Kansas State
2-13	H	W	10-4	Kansas State
2-14	H	W	11-3	Kansas State
2-25	N1	W	13-12	% Washington
2-26	N1	L	3-4	% Creighton
2-26	A	L ⁽¹⁰⁾	11-12	% Nevada-Las Vegas
2-27	N1	L	5-7	% Nevada
2-28	N1	W	13-10	% Creighton
3-3	H	L	15-18	The Citadel
3-5	H	L	9-10	Liberty

3-6	H	L	8-11	Liberty ⁽¹⁾
3-6	H	W	11-6	Liberty ⁽²⁾
3-10	H	W	14-6	Coastal Carolina
3-12	H	W	14-4	George Mason
3-13	H	W	13-2	George Mason ⁽¹⁾
3-13	H	W	21-0	George Mason ⁽²⁾
3-16	A	L	4-5	East Carolina
3-17	A	L	2-14	East Carolina
3-19	A	W	8-6	* Maryland
3-20	A	W	9-2	* Maryland
3-23	H	W	17-5	Georgia
3-24	H	W	12-4	Wofford
3-26	A	L	1-5	* Wake Forest
3-27	A	L	6-11	* Wake Forest
3-28	A	L	2-10	* Wake Forest
3-30	A	W	7-6	Georgia
4-1	H	W	18-1	East Tennessee State
4-2	N2	L	3-5	Miami (Fla.)
4-3	N2	W	7-5	Miami (Fla.)
4-4	N2	L	11-14	Miami (Fla.)
4-6	A	L ⁽¹⁰⁾	8-9	Western Carolina
4-7	H	W	16-11	Western Carolina
4-9	A	L	0-8	* Florida State
4-10	A	W	8-4	* Florida State
4-11	A	L	3-5	* Florida State
4-13	H	W	12-9	Furman
4-14	A	W	8-7	South Carolina
4-16	H	W	18-1	* Duke
4-17	H	L ⁽¹⁰⁾	3-5	* Duke
4-18	H	W	7-5	* Duke
4-21	H	W	5-4	South Carolina
4-23	H	W	24-4	* Georgia Tech
4-24	H	W	13-8	* Georgia Tech
4-25	H	W	6-5	* Georgia Tech
5-1	H	L	3-9	* Virginia ⁽¹⁾
5-1	H	W ⁽¹¹⁾	5-4	* Virginia ⁽²⁾
5-2	H	W	12-5	* Virginia
5-4	H	W ⁽¹⁰⁾	11-10	Western Carolina
5-7	H	W	14-2	Winthrop
5-8	H	L	2-4	Coastal Carolina
5-9	H	W	20-7	* North Carolina
5-10	H	W	5-4	* North Carolina
5-11	H	L	5-7	* North Carolina
5-14	A	L	9-19	* NC State
5-15	A	L	4-7	* NC State
5-16	A	W	7-4	* NC State
5-19	N3	W	7-6	+ NC State
5-20	N3	L	3-6	+ Wake Forest
5-21	N3	W	7-6	+ Maryland
5-22	N3	W	8-7	+ Florida State
5-22	N3	L	5-9	+ Wake Forest
5-28	N4	L	5-23	* Missouri State
5-29	N4	W	17-3	\$ Delaware
5-29	A	W	12-4	\$ Arkansas
5-30	N4	W	8-7	* Missouri State ⁽¹⁾
5-30	N4	W	7-5	\$ Missouri State ⁽²⁾
6-4	A	L	3-20	¶ Texas A&M
6-5	A	W	10-3	¶ Texas A&M
6-6	A	L	4-5	¶ Texas A&M
* - ACC game; % - UNLV/Coors Desert Classic; + - ACC Tournament; \$ - NCAA Regional; ¶ - NCAA Super Regional; N1 - Las Vegas, Nev. N2 - Fort Mill, S.C.; N3 - Durham, N.C.; N4 - Fayetteville, Ark.				
2000 (51-18 OVERALL; 17-7 ACC, 2 ND)				
College World Series Participant				
Ranked No. 5 by USA Today				
Head Coach - Jack Leggett (7th Season)				
Date	Site	W-L	Score	Opponent
1-28	N1	W	3-1	% Rice
1-29	N1	W	4-0	% Miami (Fla.)
1-30	N1	L	0-5	% Central Florida
2-18	H	W	5-0	Old Dominion
2-19	H	W	3-1	Old Dominion
2-20	H	W	10-2	Old Dominion
2-25	H	W	5-1	James Madison
2-26	H	W	12-4	James Madison
2-27	H	W	5-3	James Madison
3-1	H	W	4-3	Coastal Carolina
3-3	H	W	8-0	Nevada-Las Vegas
3-4	H	W	5-3	Nevada-Las Vegas
3-5	H	L	3-4	Nevada-Las Vegas
3-8	H	W	10-6	William & Mary
3-10	H	W	9-4	Ohio ⁽¹⁾
3-10	H	W	6-1	Ohio ⁽²⁾
3-11	H	W	16-2	Ohio
3-14	H	W	7-0	East Carolina
3-15	H	L	4-12	East Carolina

ALL-TIME RESULTS

3-17	H	W	8-6	* Maryland
3-18	H	W	9-3	* Maryland ⁽¹⁾
3-18	H	W	11-2	* Maryland ⁽²⁾
3-22	H	W	14-2	Charlotte
3-24	H	W	9-3	The Citadel
3-25	H	W	7-5	The Citadel
3-26	H	W	6-3	The Citadel
3-29	A	L	6-10	Georgia
3-31	A	L	0-6	* North Carolina
4-1	A	W	10-2	* North Carolina
4-2	A	L	2-5	* North Carolina
4-4	H	W	11-7	Western Carolina
4-5	H	W	3-2	Furman
4-7	H	L	1-5	* NC State
4-8	H	W	9-0	* NC State
4-9	H	W	8-4	* NC State
4-11	H	W	9-7	Georgia
4-12	H	L	3-6	South Carolina
4-15	H	W ⁽¹⁵⁾	6-5	* Wake Forest ⁽¹⁾
4-15	H	W	5-4	* Wake Forest ⁽²⁾
4-16	H	L	4-6	* Wake Forest
4-18	H	W	17-5	Elon
4-19	A	L ⁽¹²⁾	8-9	South Carolina
4-21	A	W	8-5	* Duke
4-22	A	W	8-5	* Duke
4-23	A	W	12-8	* Duke
4-26	N2	W	13-4	Western Carolina
4-28	A	L	4-7	* Georgia Tech
4-29	A	L	7-9	* Georgia Tech
4-30	A	W	13-12	* Georgia Tech
5-6	H	W	8-7	* Florida State
5-7	H	W	5-4	* Florida State
5-8	H	W	7-4	* Florida State
5-11	A	L	4-6	Liberty
5-13	A	W	9-7	* Virginia ⁽¹⁾
5-13	A	L	0-11	* Virginia ⁽²⁾
5-14	A	W	20-9	* Virginia
5-17	N3	W	9-5	+ Virginia
5-18	N3	W	8-4	+ Florida State
5-19	N3	L	8-9	+ Georgia Tech
5-20	N3	W	12-5	+ Virginia
5-20	N3	L	4-8	+ Georgia Tech
5-26	H	W	4-0	\$ Middle Tennessee
5-27	H	W	9-3	\$ Illinois
5-28	H	W	21-3	\$ Middle Tennessee
6-2	H	W	11-4	† Mississippi State
6-3	H	W	9-4	† Mississippi State
6-9	N4	W	10-6	! San Jose State
6-11	N4	L	4-10	! Stanford
6-14	N4	L	4-5	! Louisiana

* - ACC game; % - ACC Disney Blast; + - ACC Tournament; \$ - NCAA Regional; † - NCAA Super Regional; ! - College World Series; N1 - Lake Buena Vista, Fla.; N2 - Asheville, N.C.; N3 - Fort Mill, S.C.; N4 - Omaha, Neb.

2001 (41-22 OVERALL; 17-7 ACC, 2ND)
Ranked No. 13 by Collegiate Baseball
Head Coach - Jack Leggett (8th Season)

Date	Site	W-L	Score	Opponent
2-16	H	L	5-10	Richmond
2-17	H	W	14-4	Richmond
2-18	H	W	7-3	Richmond
2-22	A	W	10-6	% Nevada-Las Vegas
2-23	N1	W	9-5	% Oregon State
2-23	A	L	6-14	% Nevada-Las Vegas
2-24	N1	L	9-10	% Oregon State
2-25	N1	W ⁽⁷⁾	13-2	% Oregon State
2-28	H	W	7-4	Furman
3-3	H	L	8-21	South Carolina
3-4	A	W	7-4	South Carolina
3-7	H	W	5-3	College of Charleston
3-10	H	W	5-2	Ohio
3-11	H	W	17-4	Ohio
3-13	H	L ⁽¹⁰⁾	9-12	Georgia Southern
3-14	H	W	9-3	Georgia Southern
3-16	A	W	8-6	* Maryland
3-17	A	W	9-6	* Maryland
3-18	A	W	7-0	* Maryland
3-20	A	W	11-1	Old Dominion
3-21	A	L	8-10	Old Dominion
3-23	A	W ⁽¹²⁾	4-1	* Wake Forest
3-24	A	L	3-12	* Wake Forest
3-25	A	W	9-1	* Wake Forest
3-27	H	W	6-0	Wofford
3-28	A	L	4-8	Georgia
3-30	H	W	24-3	New York Tech
3-31	H	W	13-0	New York Tech ⁽¹⁾
3-31	H	W	14-0	New York Tech ⁽²⁾

4-4	H	L	4-8	Winthrop
4-6	A	L	4-7	* Florida State
4-7	A	L	6-7	* Florida State
4-8	A	L	1-6	* Florida State
4-10	H	L	5-10	Coastal Carolina
4-11	H	W ⁽¹¹⁾	8-7	Coastal Carolina
4-13	H	W	10-2	* Duke
4-14	H	W	10-1	* Duke
4-15	H	W	6-4	* Duke
4-17	H	W	10-4	Georgia
4-18	A	L	3-9	South Carolina
4-20	H	W	3-0	* Georgia Tech
4-21	H	W	5-1	* Georgia Tech
4-22	H	L	3-5	* Georgia Tech
4-24	H	W	8-2	Western Carolina
4-25	H	L	1-2	South Carolina
4-27	H	W	6-3	* North Carolina
4-28	H	W ⁽¹⁰⁾	10-9	* North Carolina
4-29	H	L	0-4	* North Carolina
5-5	A	W	7-6	* NC State ⁽¹⁾
5-5	A	L	3-4	* NC State ⁽²⁾
5-6	A	W	10-2	* NC State
5-9	A	W ⁽¹¹⁾	9-6	Furman
5-12	H	W	8-1	* Virginia ⁽¹⁾
5-12	H	W	17-1	* Virginia ⁽²⁾
5-13	H	W	5-4	* Virginia
5-16	N2	L	3-7	+ Virginia
5-17	N2	W	7-6	+ North Carolina
5-18	N2	L	4-5	+ Florida State
5-25	H	W	4-1	\$ William & Mary
5-26	H	W	24-4	\$ Seton Hall
5-27	H	W	8-2	\$ Seton Hall
6-1	A	L	8-10	† Miami (Fla.)
6-2	A	L	6-14	† Miami (Fla.)

* - ACC game; % - UNLV/Coors Desert Classic; + - ACC Tournament; \$ - NCAA Regional; † - NCAA Super Regional; N1 - Las Vegas, Nev.; N2 - Fort Mill, S.C.

2002 (54-17 OVERALL; 16-8 ACC, 4TH)
College World Series Participant
Ranked No. 3 by Baseball America
Ranked No. 3 by Collegiate Baseball
Ranked No. 3 by USA Today
Head Coach - Jack Leggett (9th Season)

Date	Site	W-L	Score	Opponent
2-22	H	W	7-4	Auburn
2-23	H	W	8-5	Auburn
2-24	H	W	6-5	Auburn
3-1	A	W	14-6	College of Charleston
3-2	A	W	9-7	South Carolina
3-3	H	W ⁽¹⁰⁾	11-10	South Carolina
3-6	H	W	12-1	College of Charleston
3-8	H	W	5-3	Purdue
3-9	H	W	9-6	Purdue
3-10	H	W	4-2	Purdue
3-12	H	W	20-8	Georgia Southern
3-13	H	W	9-2	Georgia Southern
3-15	H	W	13-1	South Alabama
3-16	H	L	4-6	South Alabama
3-17	H	W	11-3	South Alabama
3-19	H	W	23-5	North Carolina-Asheville
3-21	H	W	8-0	Maine
3-22	H	W	13-0	Maine
3-23	H	W	8-3	Maine
3-26	H	W	19-1	Coastal Carolina
3-27	H	W	6-2	Coastal Carolina
3-29	H	W	13-6	* Maryland
3-30	H	W	16-7	* Maryland
3-31	H	W	7-2	* Maryland
4-2	H	W	7-1	East Tennessee State
4-3	H	W	6-4	Winthrop
4-5	H	W	6-4	* NC State
4-6	H	L	0-3	* NC State
4-7	H	W	10-2	* NC State
4-9	A	L	4-5	Georgia
4-10	H	W	6-5	Georgia
4-12	A	W ⁽¹⁰⁾	11-7	* North Carolina
4-13	A	W	4-2	* North Carolina
4-14	A	L	5-12	* North Carolina
4-16	H	W	13-9	Western Carolina
4-17	H	L	6-8	South Carolina
4-19	A	W	5-3	* Duke
4-20	A	W	4-1	* Duke
4-21	A	W	2-1	* Duke
4-23	H	W	18-7	Furman
4-24	A	W	4-1	South Carolina
4-26	H	L	2-4	* Wake Forest
4-27	H	W	5-3	* Wake Forest

4-28	H	W	4-0	* Wake Forest
5-4	A	W	12-9	* Georgia Tech
5-5	A	L	6-15	* Georgia Tech
5-6	A	L	0-11	* Georgia Tech
5-8	H	W	9-2	Wofford
5-9	H	L	6-8	Elon
5-11	A	W	15-4	* Virginia
5-12	A	W	15-2	* Virginia
5-13	A	W	5-3	* Virginia
5-15	A	W	12-4	Western Carolina
5-17	H	L	3-9	* Florida State
5-18	H	L	3-12	* Florida State
5-19	H	L	3-9	* Florida State
5-22	N1	W	10-0	+ Georgia Tech
5-23	N1	L	4-9	+ Florida State
5-24	N1	W	5-3	+ NC State
5-25	N1	W	8-6	+ Wake Forest
5-25	N1	L	1-4	+ Florida State
5-31	H	W	15-1	\$ Georgia Southern
6-1	H	W	4-2	\$ East Carolina
6-2	H	W	21-1	\$ East Carolina
6-7	H	L	6-9	† Arkansas
6-8	H	W	8-7	† Arkansas
6-9	H	W	7-4	† Arkansas
6-14	N2	W	11-10	! Nebraska
6-16	N2	W	9-7	! Georgia Tech
6-19	N2	L	4-12	! South Carolina
6-21	N2	L	2-10	! South Carolina

* - ACC game; + - ACC Tournament; \$ - NCAA Regional; † - NCAA Super Regional; ! - College World Series; N1 - St. Petersburg, Fla.; N2 - Omaha, Neb.

2003 (39-22 OVERALL; 15-9 ACC, T-3RD)
Head Coach - Jack Leggett (10th Season)

Date	Site	W-L	Score	Opponent
2-22	A	L	1-8	Auburn ⁽¹⁾
2-22	A	W	11-8	Auburn ⁽²⁾
2-23	A	L	3-7	Auburn
2-26	H	W ⁽⁸⁾	5-0	Charleston Southern
3-1	H	W	8-0	South Carolina
3-2	A	L	4-6	South Carolina
3-4	H	W	5-4	Winthrop
3-5	H	W	6-2	College of Charleston
3-6	H	W	6-2	^ Chukyo
3-7	H	W	2-0	Old Dominion
3-8	H	W	5-1	Old Dominion
3-9	H	W	18-2	Old Dominion
3-11	H	W	7-5	Tennessee Tech
3-12	H	W	8-0	Tennessee Tech
3-16	N1	W	11-1	Georgia Southern
3-17	N1	W	8-0	Georgia Southern
3-18	A	W	7-6	College of Charleston
3-20	H	W	8-6	Maine
3-21	H	W	7-6	Maine
3-22	H	W	11-7	Maine
3-24	H	W	21-7	Wofford
3-25	A	L	5-9	Western Carolina
3-26	H	W	7-3	Georgia
3-28	A2	L ⁽¹¹⁾	2-3	* NC State
3-29	A2	L	2-12	* NC State ⁽¹⁾
3-29	A2	W	12-10	* NC State ⁽²⁾
4-1	H	W	5-3	Western Carolina
4-2	A	W	4-2	South Carolina
4-4	H	W	9-4	* Virginia
4-5	H	L	1-4	* Virginia
4-6	H	W	9-2	* Virginia
4-9	H	W	4-2	South Carolina
4-11	A	W	8-4	* Florida State
4-12	A	L	2-7	* Florida State
4-13	A	L	1-8	* Florida State
4-15	H	L	1-5	Coastal Carolina
4-16	H	W	7-3	Coastal Carolina
4-19	A	L	6-9	* Maryland ⁽¹⁾
4-19	A	L	4-8	* Maryland ⁽²⁾
4-20	A	W	20-5	* Maryland
4-22	A	L	3-9	Georgia
4-23	H	W ⁽¹²⁾	6-3	East Tennessee State
4-25	H	W ⁽¹⁰⁾	9-7	* Georgia Tech
4-26	H	W	10-5	* Georgia Tech
4-27	H	W	11-3	* Georgia Tech
5-4	H	W	7-6	* Duke
5-5	H	L	6-7	* Duke
5-6	H	W	13-2	* Duke
5-7	H	L	2-11	Elon
5-8	A	L	8-10	Furman
5-10	H	L	4-9	* North Carolina
5-11	H	W ⁽¹⁰⁾	5-4	* North Carolina
5-12	H	W	5-2	* North Carolina

5-13	H	L	9-12	Furman
5-15	A	W	6-2	* Wake Forest
5-16	A	W	14-3	* Wake Forest
5-17	A	W	4-3	* Wake Forest
5-22	N3	L	2-10	+ North Carolina
5-23	N3	L	4-7	+ Duke
5-30	N4	L	8-10	\$ Ohio State
5-31	N4	W ⁽¹⁰⁾	7-6	\$ Princeton
5-31	A	L	0-15	\$ Auburn

* - ACC game; ^ - exhibition game (not counted in record); + - ACC Tournament; \$ - NCAA Regional; N1 - Charleston, S.C.; A2 - Kinston, N.C.; N3 - Salem, Va.; N4 - Auburn, Ala.

2004 (39-26 OVERALL; 14-10 ACC, T-4TH)
Head Coach - Jack Leggett (11th Season)

Date	Site	W-L	Score	Opponent
2-24	H	L	4-5	Charlotte
2-28	N1	W	4-0	% Georgia Southern
2-28	A	L ⁽¹¹⁾	2-3	% East Carolina
2-29	N1	W	9-0	% Georgia Southern
2-29	A	L	4-6	% East Carolina
3-3	H	W	8-5	Gardner-Webb
3-5	A	W	15-4	College of Charleston
3-6	A	L	2-5	South Carolina
3-7	H	L ⁽¹⁰⁾	7-8	South Carolina
3-10	A	W	6-0	Wofford
3-12	H	W	14-9	Auburn
3-13	H	L	4-5	Auburn
3-14	H	L	6-9	Auburn
3-16	H	W	9-4	Coastal Carolina
3-19	A	W	7-3	Texas Tech
3-20	A	L	10-13	Texas Tech
3-21	A	L	3-5	Texas Tech
3-23	H	W	10-6	Elon
3-24	H	L	1-7	Elon
3-26	H	W	13-6	* Wake Forest
3-27	H	W	7-4	* Wake Forest
3-28	H	W	6-5	* Wake Forest
3-30	A	W	6-2	Georgia
3-31	H	W	19-4	Georgia
4-2	H	W	3-2	* Maryland
4-3	H	W	9-2	* Maryland
4-4	H	W	8-2	* Maryland
4-7	H	W	9-4	South Carolina
4-9	A	L	1-5	* Virginia
4-10	A	L	3-4	* Virginia ⁽¹⁾
4-10	A	L	1-3	* Virginia ⁽²⁾
4-13	H	W	9-5	Winthrop
4-14	A	W	13-5	South Carolina
4-16	A	W	2-1	* North Carolina
4-17	A	L	0-4	* North Carolina
4-18	A	W ⁽¹⁰⁾	4-2	* North Carolina

ALL-TIME RESULTS

2005 (43-23 OVERALL; 21-9 ACC, 2ND)

Ranked No. 13 by Collegiate Baseball

Head Coach - Jack Leggett (12th Season)

Date	Site	W-L	Score	Opponent
2-18	N1	W	7-2	% West Virginia
2-19	A1	L	2-3	% Coastal Carolina
2-20	N1	L	0-10	% East Carolina
2-25	H	W	3-2	California-Irvine
2-26	H	W	5-4	California-Irvine
2-27	H	W	10-2	California-Irvine
3-4	A	L	5-6	Auburn
3-5	A	L	4-8	Auburn
3-6	A	W	14-3	Auburn
3-9	H	L	2-8	Winthrop
3-12	H	L	3-6	South Carolina
3-13	A	L	5-6	South Carolina
3-16	H	W	11-1	Furman
3-18	H	L	1-2	* North Carolina
3-19	H	W	9-1	* North Carolina
3-20	H	W	7-3	* North Carolina
3-22	A	W	1-0	Old Dominion
3-23	A	L	2-3	Old Dominion
3-25	A	W	14-3	* Maryland
3-26	A	W ⁽¹³⁾	6-4	* Maryland ⁽¹⁾
3-26	A	W	12-0	* Maryland ⁽²⁾
3-29	H	W	14-5	Coastal Carolina
3-30	H	W	8-1	Coastal Carolina
4-2	A	L	1-3	* Florida State
4-3	A	L	4-5	* Florida State ⁽¹⁾
4-3	A	W	7-3	* Florida State ⁽²⁾
4-5	A	L	10-11	Georgia
4-6	H	L	1-4	Georgia
4-8	H	W	9-3	* Duke
4-9	H	W	11-6	* Duke
4-10	H	W	16-6	* Duke
4-12	A	W	7-4	Western Carolina
4-13	H	W	12-2	South Carolina
4-15	H	W	13-4	* Virginia
4-16	H	W	3-2	* Virginia
4-17	H	L	2-9	* Virginia
4-19	H	W	10-1	Western Carolina
4-20	A	W	7-5	South Carolina
4-22	A	L	3-8	* NC State
4-23	A	W	16-9	* NC State
4-24	A	L	8-9	* NC State
4-26	H	W	9-6	Elon
4-27	H	W	7-1	Wofford
4-29	H	L	14-18	* Georgia Tech
4-30	H	W	6-5	* Georgia Tech
5-1	H	L	4-6	* Georgia Tech
5-8	A	L	7-11	* Virginia Tech
5-9	A	W	7-0	* Virginia Tech
5-10	A	W	6-2	* Virginia Tech
5-13	A	W	4-1	* Wake Forest
5-14	A	W ⁽¹¹⁾	17-14	* Wake Forest
5-15	A	W	6-5	* Wake Forest
5-17	H	W	8-5	College of Charleston
5-19	H	W	15-5	* Miami (Fla.)
5-20	H	W	9-2	* Miami (Fla.)
5-21	H	W	6-2	* Miami (Fla.)
5-25	N2	L	1-8	+ Virginia
5-26	N2	W	9-1	+ Miami (Fla.)
5-27	N2	W	5-4	+ NC State
5-28	N2	L	4-5	+ Virginia
6-3	H	W	12-2	\$ North Carolina A&T
6-4	H	W	6-0	\$ College of Charleston
6-5	H	W	8-3	\$ Oral Roberts
6-11	A	W	4-2	† Baylor
6-12	A	L	1-7	† Baylor
6-13	A	L	1-6	† Baylor

* - ACC game; % - Baseball at The Beach; + - ACC Tournament; \$ - NCAA Regional; † - NCAA Super Regional; N1,A1 - Myrtle Beach, S.C.; N2 - Jacksonville, Fla.

2006 (53-16 OVERALL; 24-6 ACC, 1ST (ATLANTIC))

ACC Champion

College World Series Participant

Ranked No. 5 by Baseball America

Ranked No. 5 by Collegiate Baseball

Ranked No. 5 by USA Today

Head Coach - Jack Leggett (13th Season)

Date	Site	W-L	Score	Opponent
2-17	H	W	8-1	James Madison ⁽¹⁾
2-17	H	W	3-0	James Madison ⁽²⁾
2-19	H	W	6-1	James Madison
2-24	H	W	5-1	Mercer
2-26	H	L	2-3	Mercer ⁽¹⁾
2-26	H	W	9-4	Mercer ⁽²⁾

3-3	A	W	6-0	College of Charleston
3-4	A	L	2-6	South Carolina
3-5	H	W	6-4	South Carolina
3-8	H	W	10-5	William & Mary
3-10	H	W	7-2	Kansas
3-11	H	L	5-6	Kansas
3-12	H	W	4-3	Kansas
3-15	H	W	10-5	Gardner-Webb
3-17	A	L	1-2	* Virginia
3-18	A	L	2-10	* Virginia
3-19	A	L	4-7	* Virginia
3-21	H	W	5-3	Elon
3-22	H	W	7-4	Elon
3-24	H	W	9-5	* NC State
3-25	H	W	4-2	* NC State
3-26	H	W	6-2	* NC State
3-28	A	L ⁽¹⁰⁾	11-12	Georgia
3-29	H	W	10-7	Georgia
3-31	A	W	8-6	* Miami (Fla.)
4-1	A	W	6-2	* Miami (Fla.)
4-2	A	W	14-1	* Miami (Fla.)
4-4	H	L	6-8	Western Carolina
4-5	A	W	3-2	South Carolina
4-7	H	W	3-1	* Maryland
4-8	H	W ⁽¹¹⁾	3-2	* Maryland
4-9	H	W	15-7	* Maryland
4-11	A	W	8-3	Western Carolina
4-12	H	W	10-5	South Carolina
4-14	A	W	7-6	* Georgia Tech
4-15	A	L	3-12	* Georgia Tech
4-16	A	L	4-22	* Georgia Tech
4-18	H	L	3-6	Winthrop
4-19	H	L	4-5	Furman
4-21	A	W	6-3	* Boston College
4-22	A	L	2-3	* Boston College ⁽¹⁾
4-22	A	W	4-1	* Boston College ⁽²⁾
4-26	H	W	10-1	Wofford
4-28	H	W	11-2	* Virginia Tech
4-29	H	W	11-4	* Virginia Tech
4-30	H	W	7-3	* Virginia Tech
5-8	A	W	7-4	* Duke ⁽¹⁾
5-8	A	W	14-0	* Duke ⁽²⁾
5-9	A	W	8-2	* Duke
5-12	H	W	9-1	* Florida State
5-13	H	W ⁽¹⁰⁾	4-3	* Florida State
5-14	H	W	11-2	* Florida State
5-16	H	W	1-0	College of Charleston
5-18	H	W	26-1	* Wake Forest
5-19	H	W	6-0	* Wake Forest
5-20	H	W	7-3	* Wake Forest
5-24	N1	W ⁽⁷⁾	13-1	+ Wake Forest
5-25	N1	W	3-2	+ Georgia Tech
5-27	N1	L ⁽¹⁰⁾	7-8	+ Georgia Tech ⁽¹⁾
5-27	N1	W	16-11	+ Georgia Tech ⁽²⁾
5-28	N1	W	8-4	+ NC State
6-2	H	W	3-0	\$ North Carolina-Asheville
6-3	H	W	13-3	\$ Elon
6-4	H	W	8-6	\$ Mississippi State
6-9	H	W	11-8	† Oral Roberts
6-10	H	W	6-5	† Oral Roberts
6-16	N2	W	8-4	! Georgia Tech
6-18	N2	L	0-2	! North Carolina
6-20	N2	L	6-7	! Cal State Fullerton

* - ACC game; + - ACC Tournament; \$ - NCAA Regional; † - NCAA Super Regional; ! - College World Series; N1 - Jacksonville, Fla.; N2 - Omaha, Neb.

2007 (41-23 OVERALL; 18-12 ACC, 2ND (ATLANTIC))

Ranked No. 12 by Collegiate Baseball

Head Coach - Jack Leggett (14th Season)

Date	Site	W-L	Score	Opponent
2-16	H	W	14-0	George Mason
2-17	H	L	1-5	George Mason
2-18	H	W	5-4	George Mason
2-21	H	W ⁽⁶⁾	11-3	High Point
2-23	H	W	8-3	Pacific
2-24	H	W ⁽¹¹⁾	4-3	Pacific ⁽¹⁾
2-24	H	W	5-4	Pacific ⁽²⁾
2-28	H	W	6-4	Winthrop
3-3	H	L	0-12	South Carolina
3-4	A	L	2-3	South Carolina
3-7	H	W	4-0	Coastal Carolina
3-9	H	L ⁽¹⁰⁾	4-6	Memphis
3-10	H	W	8-2	Memphis
3-11	H	W	7-2	Memphis
3-14	H	W	3-0	Georgia Southern
3-16	H	W	6-4	* Duke
3-17	H	W	7-2	* Duke

3-18	H	W	9-6	* Duke
3-20	A	L	3-6	Western Carolina
3-23	A	L	3-4	* Maryland
3-24	A	L	1-4	* Maryland
3-25	A	W	5-0	* Maryland
3-27	H	W	14-2	Gardner-Webb
3-28	H	W	15-6	Western Carolina
3-30	H	L	3-10	* Miami (Fla.)
3-31	H	W	4-1	* Miami (Fla.)
4-1	H	L	6-7	* Miami (Fla.)
4-3	A	W	4-2	Georgia
4-4	H	W	11-10	Georgia
4-6	A	W	6-3	* Virginia Tech
4-7	A	W	8-5	* Virginia Tech
4-8	A	W ⁽¹⁰⁾	5-2	* Virginia Tech
4-13	A	W	6-2	* Wake Forest
4-14	A	L	5-6	* Wake Forest
4-15	A	W	5-4	* Wake Forest
4-18	A	L	2-4	South Carolina
4-20	H	L	3-5	* Virginia
4-21	H	L	0-3	* Virginia
4-22	H	W	2-1	* Virginia
4-24	H	L	12-13	Elon
4-25	H	W	14-5	South Carolina
4-27	H	W ⁽¹¹⁾	3-2	* Georgia Tech
4-28	H	W	10-3	* Georgia Tech
4-29	H	L	3-6	* Georgia Tech
5-5	H	W	4-3	* Boston College
5-6	H	L	6-8	* Boston College ⁽¹⁾
5-6	H	W	7-6	* Boston College ⁽²⁾
5-8	N1	W	12-3	Wofford
5-9	H	L	3-6	Furman
5-11	A	L	1-11	* Florida State
5-12	A	W	7-6	* Florida State
5-13	A	W	11-6	* Florida State
5-15	H	W	19-7	College of Charleston
5-17	A	L	4-11	* NC State
5-18	A	L	5-6	* NC State
5-19	A	W	6-3	* NC State
5-23	N2	W ⁽¹³⁾	5-4	+ Miami (Fla.)
5-25	N2	L	2-3	+ Wake Forest
5-26	N2	W	5-1	+ Florida State
6-1	N3	W	3-2	\$ St. John's
6-3	A3	W	11-8	\$ Coastal Carolina
6-4	A3	W	15-3	\$ Coastal Carolina
6-8	A	L	6-8	† Mississippi State
6-9	A	L	5-8	† Mississippi State

* - ACC game; + - ACC Tournament; \$ - NCAA Regional; † - NCAA Super Regional; N1 - Greenville, S.C. (Fluor Field); N2 - Jacksonville, Fla.; N3,A3 - Myrtle Beach, S.C.

2008 (31-27-1 OVERALL; 11-18-1 ACC, 4TH (ATLANTIC))

Head Coach - Jack Leggett (15th Season)

Date	Site	W-L	Score	Opponent
2-23	H	W	12-5	Mercer ⁽¹⁾
2-23	H	W	6-5	Mercer ⁽²⁾
2-24	H	W	10-3	Mercer
2-27	H	W	12-3	High Point
2-29	A	W	7-6	College of Charleston
3-1	A	L	1-10	South Carolina
3-2	H	L	1-5	South Carolina
3-5	H	W	9-7	Wofford
3-8	A	L	11-13	* Wake Forest
3-9	A	L	3-5	* Wake Forest ⁽¹⁾
3-9	A	W	12-11	* Wake Forest ⁽²⁾
3-11	H	W	11-10	North Carolina-Greensboro
3-12	H	W	6-5	North Carolina-Greensboro
3-14	H	L	4-6	* Boston College
3-15	H	L	6-7	* Boston College
3-16	H	W	16-2	* Boston College
3-18	H	W	9-6	Coastal Carolina
3-20	H	W	14-2	Furman
3-21	H	L	4-5	* NC State
3-22	H	W	3-2	* NC State
3-23	H	W	2-0	* NC State
3-25	H	W	5-4	Elon
3-26	H	W	2-1	Elon
3-28	A	W	2-1	* Maryland
3-29	A	L	3-5	* Maryland
3-30	A	W	6-2	* Maryland
4-1	A	L	3-11	Georgia
4-2	H	L	4-6	Georgia
4-4	A	L	4-6	* Miami (Fla.)
4-5	A	L	5-15	* Miami (Fla.)
4-6	A	L	6-7	* Miami (Fla.)
4-9	A	L	1-7	South Carolina
4-11	H	L	2-8	* North Carolina
4-12	H	L	3-4	* North Carolina

4-13	H	L	4-8	* North Carolina
4-15	H	L	2-6	Western Carolina
4-16	H	L	0-6	South Carolina
4-18	A	W	7-4	* Duke
4-19	A	L	1-10	* Duke
4-20	A	T ⁽¹⁰⁾	6-6	* Duke
4-22	A	W	6-0	Western Carolina
4-23	N1	W	12-7	Presbyterian College
4-25	H	W	13-5	* Virginia Tech
4-26	H	W	8-7	* Virginia Tech
4-27	H	W	10-2	* Virginia Tech
5-3	H	L ⁽¹⁰⁾	8-9	* Florida State
5-4	H	L	4-13	* Florida State
5-5	H	L	2-4	* Florida State
5-7	A1	W	11-5	Furman
5-9	A	L	1-5	* Georgia Tech
5-10	A	L	1-7	* Georgia Tech
5-11	A	W	16-6	* Georgia Tech
5-13	H	W	12-6	College of Charleston
5-15	A	W	9-1	Central Florida
5-16	A	W	7-3	Central Florida
5-17	A	W	8-5	Central Florida
5-21	N2	L	1-7	+ Miami (Fla.)
5-22	N2	L ⁽⁷⁾	0-10	+ NC State
5-24	N2	W	10-4	+ Georgia Tech

* - ACC game; + - ACC Tournament; N1,A1 - Greenville, S.C. (Fluor Field); N2 - Jacksonville, Fla.

2009 (44-22 OVERALL; 19-11 ACC, 2ND (ATLANTIC))

Ranked No. 14 by USA Today

Head Coach - Jack Leggett (16th Season)

Date	Site	W-L	Score	Opponent
2-20	H	W	8-3	Charlotte
2-21	H	W	4-0	Charlotte
2-22	H	W ⁽¹⁰⁾	6-5	Charlotte
2-25	H	W	8-2	Wofford
2-28	H	L	1-3	South Carolina
3-3	H	L ⁽¹⁴⁾	2-4	Furman
3-4	H	W	17-2	North Carolina-Asheville
3-6	A	W ⁽¹⁰⁾	5-4	* North Carolina
3-7	A	L	2-5	* North Carolina
3-8	A	L	8-9	* North Carolina
3-10				

ALL-TIME RESULTS

5-21	N2	L	5-6	+ Virginia
5-22	N2	L	4-10	+ Duke
5-23	N2	W ⁽¹¹⁾	4-3	+ North Carolina
5-29	H	W	5-4	\$ Tennessee Tech
5-30	H	L	2-3	\$ Oklahoma State
5-31	H	W	10-0	\$ Tennessee Tech
5-31	H	W	15-1	\$ Oklahoma State
6-1	H	W	6-5	\$ Oklahoma State
6-6	A	L	4-7	! Arizona State
6-7	A	L	2-8	! Arizona State

* - ACC game; # - no-hit game; + - ACC Tournament; \$ - NCAA Regional; ! - NCAA Super Regional; N1,A1 - Greenville, S.C. (Fluor Field); N2 - Durham, N.C.

2010 (45-25 OVERALL; 18-12 ACC, T-1ST (ATLANTIC))

College World Series Participant Ranked No. 4 by Collegiate Baseball

Ranked No. 4 by USA Today

Head Coach - Jack Leggett (17th Season)

Date	Site	W-L	Score	Opponent
2-19	H	W	11-0	# Miami (Ohio)
2-20	N1	W	10-2	# Michigan State
2-21	H	W	8-5	# Furman
2-26	H	W	4-3	Wright State
2-27	H	W	8-6	Wright State
2-28	H	W	12-6	Wright State
3-3	H	W ⁽¹⁰⁾	6-5	Dayton
3-5	H	W	4-3	South Carolina
3-6	N1	L	5-7	South Carolina
3-7	A	W	19-6	South Carolina
3-11	H	W	13-2	Gardner-Webb
3-13	H	W	12-7	* NC State ⁽¹⁾
3-13	H	W	12-6	* NC State ⁽²⁾
3-14	H	W	7-6	* NC State
3-16	A	L	10-11	Charlotte
3-17	H	W	22-6	Georgia Southern
3-19	H	W	3-0	* Virginia Tech
3-20	H	W	5-2	* Virginia Tech ⁽¹⁾
3-20	H	W	13-8	* Virginia Tech ⁽²⁾
3-23	H	L	10-15	Elon
3-24	H	L ⁽¹⁰⁾	3-4	Elon
3-26	A	L	3-4	* Virginia
3-27	A	W	8-5	* Virginia ⁽¹⁾
3-27	A	L	1-3	* Virginia ⁽²⁾
3-31	H	L ⁽¹¹⁾	3-4	Coastal Carolina
4-2	H	W	15-2	* Boston College
4-3	H	L	5-11	* Boston College
4-4	H	W	14-9	* Boston College
4-6	A	W	15-5	Georgia
4-7	H	W	14-6	Georgia
4-9	A	L	9-10	* Duke
4-10	A	W ⁽¹¹⁾	11-5	* Duke
4-11	A	L	2-7	* Duke
4-14	H	L	5-7	Western Carolina
4-16	A	L ⁽¹⁰⁾	6-8	* Georgia Tech
4-17	A	L	3-4	* Georgia Tech
4-18	A	L	3-11	* Georgia Tech
4-21	H	W	22-4	South Carolina-Upstate
4-23	H	L	3-5	* North Carolina
4-24	H	W	10-6	* North Carolina
4-25	H	L	3-4	* North Carolina
5-1	H	L	2-4	Florida Gulf Coast
5-2	H	W	9-3	Florida Gulf Coast ⁽¹⁾
5-2	H	W	7-6	Florida Gulf Coast ⁽²⁾
5-4	H	W	14-2	Florida Gulf Coast
5-7	A	W	18-6	* Maryland
5-8	A	W	12-8	* Maryland
5-9	A	W	7-5	* Maryland
5-11	A1	W	12-1	Furman
5-14	A	L	5-9	* Wake Forest
5-15	A	W	17-5	* Wake Forest
5-16	A	L	2-11	* Wake Forest
5-18	H	W	8-2	Presbyterian College
5-20	H	W	9-8	* Florida State
5-21	H	W	8-4	* Florida State
5-22	H	W	8-3	* Florida State
5-26	N2	L	8-13	+ NC State
5-28	N2	L	8-9	+ Virginia Tech
5-29	N2	W	9-3	+ Georgia Tech
6-4	N3	W	10-1	\$ Southern Mississippi
6-5	A	W	5-2	\$ Auburn
6-6	A	L	10-11	\$ Auburn
6-7	A	W	13-7	\$ Auburn
6-12	H	L	4-5	! Alabama
6-13	H	W	19-5	! Alabama
6-14	H	W	8-6	! Alabama
6-21	N4	W	6-3	! Arizona State
6-22	N4	W	6-4	! Oklahoma

6-25	N4	L	1-5	! South Carolina
6-26	N4	L	3-4	! South Carolina

* - ACC game; # - First Pitch Invitational; + - ACC Tournament; \$ - NCAA Regional; ! - NCAA Super Regional; ! - College World Series; N1,A1 - Greenville, S.C. (Fluor Field); N2 - Greensboro, N.C.; N3 - Auburn, Ala.; N4 - Omaha, Neb.

2011 (43-20 OVERALL; 17-13 ACC, 2ND (ATLANTIC))

Ranked No. 16 by USA Today

Head Coach - Jack Leggett (18th Season)

Date	Site	W-L	Score	Opponent
2-18	H	W	14-3	Eastern Michigan
2-19	H	L	6-7	Eastern Michigan
2-20	H	W	5-1	Eastern Michigan
2-25	H	W	15-4	# Cincinnati
2-26	H	W	19-1	# Charleston Southern
2-27	N1	W	8-0	# Michigan State
3-2	H	W	5-1	Wofford
3-4	A	L	3-6	South Carolina
3-6	H	W	10-5	South Carolina
3-8	N1	L	4-5	South Carolina
3-11	H	L	0-5	* Virginia
3-12	H	L	7-8	* Virginia
3-13	H	L	6-7	* Virginia
3-16	N1	L	3-4	Presbyterian College
3-18	H	W	9-6	* Duke
3-19	H	W	16-7	* Duke
3-20	H	W	9-3	* Duke
3-22	H	W	7-2	Elon
3-23	H	W	9-2	Elon
3-25	A	L	0-6	* NC State
3-26	A	L	3-5	* NC State
3-27	A	W	7-3	* NC State
3-29	H	W	11-5	Georgia
4-1	A	L	3-13	* North Carolina
4-2	A	L	5-9	* North Carolina
4-3	A	L	4-5	* North Carolina
4-5	H	W ⁽¹⁰⁾	5-4	Coastal Carolina
4-6	H	W	12-3	Western Carolina
4-8	H	W	12-3	* Maryland
4-9	H	W	7-0	* Maryland
4-10	H	L	6-7	* Maryland
4-12	H	W	7-2	Presbyterian College
4-15	A	W	9-2	* Boston College
4-16	A	W	7-5	* Boston College ⁽¹⁾
4-16	A	W	9-2	* Boston College ⁽²⁾
4-20	A	W	5-2	Georgia
4-22	H	W	2-0	* Wake Forest
4-23	H	L	3-9	* Wake Forest
4-24	H	W	10-4	* Wake Forest
4-26	H	W	5-0	Furman
4-27	A	W ⁽⁸⁾	4-6	Western Carolina
4-29	H	W	4-2	* Georgia Tech
4-30	H	L	1-5	* Georgia Tech
5-1	H	W	3-1	* Georgia Tech
5-7	H	W	13-1	Gardner-Webb ⁽¹⁾
5-7	H	W	12-0	Gardner-Webb ⁽²⁾
5-8	A	W	5-1	Gardner-Webb
5-10	A1	W	5-1	Furman
5-11	H	W	8-3	East Tennessee State
5-14	A	W	7-2	* Virginia Tech ⁽¹⁾
5-14	A	W	8-3	* Virginia Tech ⁽²⁾
5-15	A	L	2-3	* Virginia Tech
5-17	H	W	19-0	Davidson
5-19	A	L	6-8	* Florida State
5-20	A	W	7-4	* Florida State
5-21	A	W	8-5	* Florida State
5-25	N2	W	9-0	+ Georgia Tech
5-26	N2	L	3-6	+ Florida State
5-28	N2	W	6-3	+ NC State
6-3	H	W	11-1	\$ Sacred Heart
6-4	H	W	12-7	\$ Coastal Carolina
6-5	H	L	6-7	\$ Connecticut
6-6	H	L	1-14	\$ Connecticut

* - ACC game; # - First Pitch Invitational; + - ACC Tournament; \$ - NCAA Regional; N1,A1 - Greenville, S.C. (Fluor Field); N2 - Durham, N.C.

2012 (35-28 OVERALL; 16-14 ACC, 3RD (ATLANTIC))

Head Coach - Jack Leggett (19th Season)

Date	Site	W-L	Score	Opponent
2-17	H	L	1-2	UAB
2-18	H	W	6-1	UAB ⁽¹⁾
2-18	H	W	7-4	UAB ⁽²⁾
2-24	H	L	5-6	Maine
2-25	H	W	9-5	Maine
2-26	H	W	9-6	Maine
3-2	N1	L ⁽¹¹⁾	2-3	South Carolina

3-3	A	L	6-9	South Carolina
3-4	H	W	6-5	South Carolina
3-7	H	W	16-4	Holy Cross
3-9	H	L	3-4	* North Carolina
3-10	H	L	3-6	* North Carolina
3-11	H	L ⁽¹¹⁾	5-6	* North Carolina
3-14	A	L	4-8	Western Carolina
3-16	H	W	6-4	* Boston College
3-17	H	W	6-3	* Boston College
3-18	H	W	5-1	* Boston College
3-20	H	W	6-2	Elon
3-21	N2	W	4-2	Elon
3-23	A	L	3-6	* Virginia
3-24	A	L	1-5	* Virginia
3-25	A	L	3-5	* Virginia
3-27	A	W	10-5	Georgia
3-28	H	L	4-8	Presbyterian College
3-30	H	W	3-1	* Miami (Fla.)
3-31	H	W	3-1	* Miami (Fla.)
4-1	H	L	2-4	* Miami (Fla.)
4-3	H	W	11-0	Winthrop
4-4	H	L	8-13	Western Carolina
4-6	A	W ⁽¹¹⁾	4-1	* Duke
4-7	A	W	11-5	* Duke
4-8	A	W	4-2	* Duke
4-10	A2	W	12-5	Furman
4-11	H	L	7-8	Georgia
4-13	H	W ⁽¹²⁾	7-6	* NC State
4-14	H	L	1-3	* NC State
4-15	H	L	3-6	* NC State
4-17	H	W	3-2	Charleston Southern
4-20	A	W	5-4	* Maryland
4-21	A	W	5-3	* Maryland ⁽¹⁾
4-21	A	W	7-2	* Maryland ⁽²⁾
4-24	H	L	7-10	Coastal Carolina
4-27	A	L ⁽¹³⁾	5-6	* Georgia Tech
4-28	A	W	13-7	* Georgia Tech
4-29	A	W	11-8	* Georgia Tech
5-5	H	W ⁽¹¹⁾	4-3	College of Charleston
5-6	H	W	13-7	College of Charleston
5-7	H	L	2-4	College of Charleston
5-8	H	W ⁽¹⁰⁾	9-8	Tennessee Tech
5-12	H	W	7-2	* Florida State
5-14	H	W	9-7	* Florida State ⁽¹⁾
5-14	H	W	5-9	* Florida State ⁽²⁾
5-15	H	W	9-2	Furman
5-17	A	L	2-5	* Wake Forest
5-18	A	L	1-2	* Wake Forest
5-19	A	L	0-7	* Wake Forest
5-24	N3	L	2-3	+ Virginia
5-25	N3	W	9-7	+ Florida State
5-26	N3	L	1-5	+ Georgia Tech
6-1	N4	W	11-3	\$ Coastal Carolina
6-2	A	L ⁽¹²⁾	4-5	\$ South Carolina
6-3	N4	W	5-3	\$ Coastal Carolina
6-3	A	L	3-4	\$ South Carolina

* - ACC game; + - ACC Tournament; \$ - NCAA Regional; N1 - Charleston, S.C.; N2,A2 - Greenville, S.C. (Fluor Field); N3 - Greensboro, N.C.; N4 - Columbia, S.C.

2013 (40-22 OVERALL; 18-12 ACC, 3RD (ATLANTIC))

Ranked No. 25 by USA Today

Head Coach - Jack Leggett (20th Season)

Date	Site	W-L	Score	Opponent
2-15	H	W	2-0	William & Mary
2-16	H	L	2-11	William & Mary
2-17	H	W	12-2	William & Mary
2-23	H	W	5-3	Wright State ⁽¹⁾
2-23	H	W	6-0	Wright State ⁽²⁾
2-24	H	W	7-0	Wright State
2-27	H	L ⁽¹¹⁾	2-3	Winthrop
3-1	H	L	0-6	South Carolina
3-2	N1	W	6-3	South Carolina
3-3	A	L	0-8	South Carolina
3-6	H	W	9-2	Wofford
3-8	A	W	10-5	* NC State
3-9	A	W	7-4	* NC State
3-10	A	L	1-4	* NC State
3-13	H	W	3-1	Charleston Southern
3-15	H	L ⁽¹¹⁾	5-6	* Virginia
3-16	H	W	7-6	* Virginia
3-17	H	L	5-8	* Virginia
3-19	H	W	10-5	Morehead State
3-20	H	W	5-2	Morehead State
3-22	H	W	7-0	* Duke
3-23	H	W	8-4	* Duke ⁽¹⁾
3-23	H	L	1-13	* Duke ⁽²⁾
3-26	A	W	9-1	Georgia

3-27	H	L	3-5	Georgia
3-30	A	L	3-10	* North Carolina
3-31	A	L	2-6	* North Carolina
4-1	A	W ⁽¹¹⁾	5-4	* North Carolina
4-3	H	W	4-1	Gardner-Webb
4-5	A	W	7-5	* Boston College
4-6	A	W	9-2	* Boston College
4-7	A	W	1-0	* Boston College
4-9	A	W	12-9	Western Carolina
4-10	H	W	5-4	Presbyterian College
4-12	H	W	8-2	* Wake Forest
4-13	H	W	1-0	* Wake Forest
4-14	H	W ⁽¹¹⁾	6-4	* Wake Forest
4-19	A	W	1-0	* Miami (Fla.)
4-20	A	L	1-2	* Miami (Fla.)
4-21	A	L	1-7	* Miami (Fla.)
4-24	H	W	12-1	Western Carolina
4-26	H	W	11-3	* Georgia Tech ⁽¹⁾
4-26	H	W ⁽¹¹⁾	4-3	* Georgia Tech ⁽²⁾
4-27	H	L	9-14	* Georgia Tech
5-4	H	L	2-7	* Maryland
5-6	H	W	3-2	* Maryland ⁽¹⁾
5-6	H	W	9-5	* Maryland ⁽²⁾
5-8	A1	W	14-2	Furman ⁽¹⁾
5-8	A1	W	12-2	Furman ⁽²⁾
5-10	H	W	7-1	Georgia Southern
5-11	H	W	7-0	Georgia Southern
5-12	H	W	11-6	Georgia Southern
5-14	H	W	8-7	South Carolina-Upstate
5-16	A	W	8-2	* Florida State
5-17	A	L	1-2	* Florida State
5-18	A	L	1-6	* Florida State
5-22	N2	L	3-6	+ NC State
5-24	N2	L ⁽¹⁴⁾	7-12	+ North Carolina
5-25	N2	L	0-7	+ Miami (Fla.)
5-31	N3	L	3-8	\$ Liberty
6-1	N3	W	10-2	\$ St. Louis
6-2	N3	L	1-3	\$ Liberty

* - ACC game; + - ACC Tournament; \$ - NCAA Regional; N1, A1 - Greenville, S.C. (Floor Field); N2 - Durham, N.C.; N3 - Columbia, S.C.

ALL-TIME RESULTS

5-2	H	W	8-0	James Madison
5-3	H	W	9-4	James Madison
5-4	N1	W	6-2	Nevada-Las Vegas
5-5	H	W	5-2	Nevada-Las Vegas
5-7	H	W	1-0	High Point
5-9	A	L	1-2	* Notre Dame
5-10	A	W	8-0	* Notre Dame
5-11	A	L	3-11	* Notre Dame
5-13	A1	W	7-2	Furman
5-15	H	W	8-4	* Boston College
5-16	H	L	1-3	* Boston College
5-17	H	W ⁽¹³⁾	10-9	* Boston College
5-21	N2	W	5-3	+ Duke
5-22	N2	W	3-2	+ Miami (Fla.)
5-23	N2	L	0-3	+ Georgia Tech
5-30	N3	L	1-18	\$ Oregon
5-31	N3	L	4-6	\$ Xavier

* - ACC game; + - ACC Tournament; \$ - NCAA Regional; N1,A1 - Greenville, S.C. (Fluor Field); N2 - Greensboro, N.C.; N3 - Nashville, Tenn.

2015 (32-29 OVERALL; 16-13 ACC, 4TH (ATLANTIC))

Head Coach - Jack Leggett (22nd Season)				
Date	Site	W-L	Score	Opponent
2-13	H	L	0-2	West Virginia
2-14	H	W	4-2	West Virginia
2-15	H	L	1-6	West Virginia
2-20	N1	W	10-1	Maine
2-21	N1	W ⁽¹⁴⁾	5-4	Maine ⁽¹⁾
2-21	N1	W	10-2	Maine ⁽²⁾
2-25	H	W	11-5	Wofford
2-27	H	W	11-4	South Carolina
2-28	N2	L	1-4	South Carolina
3-2	A	W	7-0	South Carolina
3-3	H	L	4-5	Winthrop
3-6	A	W	6-4	* NC State
3-7	A	L	3-8	* NC State
3-8	A	L	6-14	* NC State
3-11	N2	L	6-8	Michigan State
3-14	H	W	6-1	* Notre Dame ⁽¹⁾
3-14	H	L	6-11	* Notre Dame ⁽²⁾
3-15	H	L	1-5	* Notre Dame
3-17	A	L	5-9	Coastal Carolina
3-20	A	W ⁽¹⁰⁾	4-0	* Virginia Tech
3-21	A	W	15-8	* Virginia Tech
3-22	A	L ⁽¹²⁾	3-4	* Virginia Tech
3-24	A	W	19-2	Western Carolina
3-27	H	L	2-8	* Wake Forest
3-28	H	L	3-7	* Wake Forest
3-29	H	W	6-2	* Wake Forest
3-31	H	W	5-4	Furman
4-1	H	L	4-5	Presbyterian College
4-3	H	W	5-2	* North Carolina
4-4	H	W ⁽¹¹⁾	5-4	* North Carolina
4-5	H	L	7-8	* North Carolina
4-7	H	L	2-3	Georgia
4-8	H	L ⁽¹⁰⁾	3-4	Charleston Southern
4-10	A	W	15-6	* Boston College
4-11	A	L	7-8	* Boston College
4-12	A	W	6-3	* Boston College
4-14	H	W	14-2	Western Carolina
4-15	H	W	7-5	Gardner-Webb
4-18	H	W	6-2	* Duke ⁽¹⁾
4-18	H	W	8-1	* Duke ⁽²⁾
4-21	A	L	0-7	Georgia
4-24	A	L	2-4	* Georgia Tech
4-25	A	W	11-3	* Georgia Tech
4-26	A	L ⁽¹⁰⁾	4-5	* Georgia Tech
5-2	H	W	9-1	* Louisville
5-3	H	L	3-5	* Louisville
5-4	H	L	5-9	* Louisville
5-5	A	L	9-17	Wofford
5-6	H	W	6-3	College of Charleston
5-8	H	W	13-5	Georgia Southern
5-9	H	W	5-4	Georgia Southern
5-10	H	L	4-7	Georgia Southern
5-12	A2	W	23-15	Furman
5-14	A	W	4-1	* Florida State
5-15	A	W	7-0	* Florida State
5-16	A	W	9-6	* Florida State
5-20	N3	L	1-3	+ Florida State
5-21	N3	W	7-2	+ Louisville
5-22	N3	L	3-6	+ North Carolina
5-29	N4	L	4-7	\$ Arizona State
5-30	N4	L	8-10	\$ Pepperdine

* - ACC game; + - ACC Tournament; \$ - NCAA Regional; N1 - Augusta, Ga.; N2,A2 - Greenville, S.C. (Fluor Field); N3 - Durham, N.C.; N4 - Fullerton, Calif.

2016 (44-20 OVERALL; 16-14 ACC, 4TH (ATLANTIC))

ACC Champion Ranked No. 15 by USA Today Head Coach - Monte Lee (1st Season)				
Date	Site	W-L	Score	Opponent
2-19	H	L	3-4	Maine
2-20	H	W	9-4	Maine
2-21	H	W	19-2	Maine
2-26	H	W	6-1	James Madison
2-27	H	W	10-1	James Madison
2-28	H	W	11-2	James Madison
3-1	H	W	7-0	Wofford
3-4	A	L	1-8	South Carolina
3-5	N1	W	5-0	South Carolina
3-6	H	W	4-1	South Carolina
3-9	H	W	4-3	Winthrop
3-11	A	L	4-6	* Wake Forest
3-12	A	W	6-5	* Wake Forest
3-13	A	W	13-8	* Wake Forest
3-15	A	W	12-1	The Citadel
3-16	A	W	5-4	The Citadel
3-18	H	W	6-2	* Boston College
3-19	H	W	6-1	* Boston College
3-20	H	W ⁽¹⁰⁾	3-2	* Boston College
3-22	H	W	8-4	Presbyterian College
3-25	A	L	8-9	* Miami (Fla.)
3-26	A	L ⁽¹¹⁾	4-5	* Miami (Fla.)
3-27	A	L	5-10	* Miami (Fla.)
3-29	A1	W	9-7	Furman
3-30	A	W	10-8	Western Carolina
4-1	H	W	14-6	* Pittsburgh
4-2	H	L	5-15	* Pittsburgh
4-3	H	W	4-3	* Pittsburgh
4-5	A	W	11-6	Georgia
4-8	A	L	3-5	* Duke
4-9	A	W	3-2	* Duke
4-10	A	L	1-2	* Duke
4-12	H	W ⁽¹⁰⁾	7-6	Western Carolina
4-15	A	L	2-15	* Louisville
4-16	A	L	2-7	* Louisville
4-17	A	L	8-9	* Louisville
4-19	H	W	12-0	Georgia
4-22	H	W ⁽¹⁰⁾	8-7	* Georgia Tech
4-23	H	L	1-16	* Georgia Tech
4-24	H	L	5-7	* Georgia Tech
4-30	H	W	10-3	* Florida State
5-1	H	L	2-11	* Florida State
5-2	H	W	7-3	* Florida State
5-4	H	W ⁽¹¹⁾	7-6	Furman
5-6	H	W	10-5	* NC State
5-7	H	L	9-20	* NC State
5-8	H	W	2-1	* NC State
5-10	H	W	13-4	College of Charleston
5-11	H	L	4-11	College of Charleston
5-13	A	W	12-1	Georgia Southern
5-14	A	L	6-7	Georgia Southern
5-15	A	W	17-4	Georgia Southern
5-17	H	W	3-2	Charleston Southern
5-19	A	W ⁽¹¹⁾	2-1	* Notre Dame
5-20	A	W	11-1	* Notre Dame
5-21	A	W	6-2	* Notre Dame
5-26	N2	W	5-4	+ Virginia
5-27	N2	W	5-3	+ Louisville
5-28	N2	W	5-4	+ Wake Forest
5-29	N2	W	18-13	+ Florida State
6-3	H	W	24-10	\$ Western Carolina
6-4	H	L	2-12	\$ Oklahoma State
6-5	H	W	15-3	\$ Western Carolina
6-5	H	L	2-9	\$ Oklahoma State

* - ACC game; + - ACC Tournament; \$ - NCAA Regional; N1,A1 - Greenville, S.C. (Fluor Field); N2 - Durham, N.C.

2017 (42-21 OVERALL; 17-13 ACC, 3RD (ATLANTIC))

Ranked No. 22 by USA Today Head Coach - Monte Lee (2nd Season)				
Date	Site	W-L	Score	Opponent
2-17	H	L	4-6	Wright State
2-18	H	W	6-2	Wright State
2-19	H	L	2-9	Wright State
2-22	H	W	11-5	Western Carolina
2-24	H	W ⁽¹³⁾	1-0	Elon
2-25	H	W	13-5	Elon
2-26	H	W	3-0	Elon
2-28	H	W	9-2	Wofford
3-3	H	L	0-2	South Carolina
3-4	N1	W	8-7	South Carolina
3-5	A	W ⁽¹¹⁾	5-3	South Carolina
3-8	N1	W	9-2	Michigan State

3-10	H	W	4-1	* Notre Dame
3-11	H	W	6-5	* Notre Dame
3-12	H	W	4-0	* Notre Dame
3-14	H	W	10-6	Yale
3-15	H	W	10-8	Yale
3-17	H	L	0-2	* Virginia
3-18	H	W	7-6	* Virginia
3-19	H	W	12-1	* Virginia
3-21	A	W	8-4	College of Charleston
3-24	A2	W	8-2	* Boston College
3-25	A2	W	1-0	* Boston College
3-26	A2	W	2-0	* Boston College
3-28	H	W	8-0	Furman
3-29	H	W ⁽¹¹⁾	6-5	Winthrop
3-31	A	W	11-6	* Georgia Tech
4-1	A	L	1-5	* Georgia Tech
4-2	A	W	13-6	* Georgia Tech
4-4	A	W	4-0	Georgia
4-7	H	W	12-1	* Virginia Tech
4-8	H	W	6-3	* Virginia Tech
4-9	H	W	8-3	* Virginia Tech
4-11	H	W ⁽¹¹⁾	6-5	Charleston Southern
4-15	A	W	12-10	* Florida State
4-16	A	L	3-7	* Florida State
4-17	A	L	6-7	* Florida State
4-19	H	W	9-7	Georgia
4-21	H	W	8-7	* Wake Forest
4-22	H	W	11-0	* Wake Forest ⁽¹⁾
4-22	H	L	3-8	* Wake Forest ⁽²⁾
4-25	H	W	7-2	College of Charleston
4-28	A	L	1-5	* North Carolina
4-29	A	L	4-5	* North Carolina
4-30	A	L ⁽¹⁰⁾	2-3	* North Carolina
5-6	H	W	5-2	Nevada
5-7	H	L	5-7	Nevada
5-8	H	W	9-4	Nevada
5-9	A1	W	10-5	Furman
5-12	H	L	2-4	* Louisville
5-13	H	L	4-6	* Louisville
5-14	H	L	4-6	* Louisville
5-16	H	W	11-8	Coastal Carolina
5-18	A	L	2-3	* NC State
5-19	A	L	10-12	* NC State
5-20	A	W	15-6	* NC State
5-23	N3	L	3-6	+ Duke
5-26	N3	L	2-10	+ Virginia
6-2	H	W	5-4	\$ UNC Greensboro
6-3	H	L	4-9	\$ Vanderbilt
6-4	H	W	6-3	\$ UNC Greensboro
6-4	H	W	6-0	\$ Vanderbilt
6-5	H	L	0-8	\$ Vanderbilt

* - ACC game; + - ACC Tournament; \$ - NCAA Regional; N1,A1 - Greenville, S.C. (Fluor Field); A2 - Kingston, R.I.; N3 - Louisville, Ky.

2018 (47-16 OVERALL; 22-8 ACC, 1ST (ATLANTIC))

Ranked No. 12 by Perfect Game Head Coach - Monte Lee (3rd Season)				
Date	Site	W-L	Score	Opponent
2-16	H	W ⁽¹⁰⁾	5-4	William & Mary
2-17	H	W	7-6	William & Mary
2-18	H	W	2-1	William & Mary
2-20	H	W	12-4	Furman
2-23	H	W	12-1	Dallas Baptist
2-24	H	W	9-1	Dallas Baptist ⁽¹⁾
2-24	H	W	3-2	Dallas Baptist ⁽²⁾
2-27	H	W ⁽¹⁰⁾	9-8	Winthrop
3-2	A	L	2-3	South Carolina
3-3	N1	W	5-1	South Carolina
3-4	H	W	8-7	South Carolina
3-6	H	W	6-3	Wofford
3-7	N1	W	9-7	Michigan State
3-9	H	W	3-2	* Georgia Tech
3-10	H	W	7-3	* Georgia Tech ⁽¹⁾
3-10	H	W	13-2	* Georgia Tech ⁽²⁾
3-13	H	W	5-0	Charleston Southern
3-16	H	L	0-4	* NC State
3-17	H	L	1-6	* NC State
3-18	H	L	4-5	* NC State
3-20	A	L	5-9	Coastal Carolina
3-23	A	W	3-1	* Louisville
3-25	A	W	4-3	* Louisville ⁽¹⁾
3-25	A	L	1-5	* Louisville ⁽²⁾
3-27	A1	W	10-5	Furman
3-29	H	W	10-2	* Boston College
3-30	H	W	9-4	* Boston College
3-31	H	W	8-3	* Boston College
4-3	H	W	6-1	Coastal Carolina
4-7	A	L	2-5	* Notre Dame

4-8	A	W	6-3	* Notre Dame ⁽¹⁾
4-8	A	W	5-2	* Notre Dame ⁽²⁾
4-10	N2	L	3-6	Georgia
4-13	H	L ⁽¹²⁾	11-12	* Miami (Fla.)
4-14	H	L	1-6	* Miami (Fla.) ⁽¹⁾
4-14	H	W	8-3	* Miami (Fla.) ⁽²⁾
4-17	A	L	1-6	Georgia
4-20	A	W	7-5	* Wake Forest
4-21	A	W	4-3	* Wake Forest
4-22	A	W	9-4	* Wake Forest
4-24	H	W	9-4	Kennesaw State
4-25	H	W	14-4	Presbyterian College
4-27	A	W	3-2	* Virginia
4-28	A	W	5-4	* Virginia
4-29	A	W	9-8	* Virginia
5-5	H	L ⁽¹³⁾	2-3	* Florida State
5-6	H	W	12-7	* Florida State
5-7	H	W	5-4	* Florida State
5-9	H	W	10-8	Western Carolina
5-11	H	L	3-6	Austin Peay
5-12	H	W	10-1	Austin Peay
5-13	H	W ⁽¹¹⁾	3-2	Austin Peay
5-15	A	W	7-2	Kennesaw State
5-17	A	W	16-6	* Pittsburgh
5-18	A	W	4-1	* Pittsburgh
5-19	A	W	5-0	* Pittsburgh
5-23	N3	W ⁽⁷⁾	21-4	+ Notre Dame
5-24	N3	W	7-1	+ Miami (Fla.)
5-26	N3	L	4-5	+ Florida State
6-1	H	W ⁽¹⁰⁾	4-3	\$ Morehead State
6-2	H	L	3-4	\$ Vanderbilt
6-3	H	W	9-8	\$ St. John's
6-3	H	L	6-19	\$ Vanderbilt

* - ACC game; + - ACC Tournament; \$ - NCAA Regional; N1,A1 - Greenville, S.C. (Fluor Field); N2 - North Augusta, S.C.; N3 - Durham, N.C.

Note: Clemson home games in **bold**.

LAST TIME IT HAPPENED (INDIVIDUAL)

3 HOME RUNS BY 1 PLAYER

Clemson - It had been eight years since a Tiger had hit three home runs in one game, but **Grayson Byrd** pulled the trick against Charleston Southern at Doug Kingsmore Stadium on March 13, 2018 in a game the Tigers won 5-0. He went 3-for-4 with three home runs and five RBIs in the game. He hit a solo home run in the second inning, a two-run homer in the fourth inning and a solo home run in the seventh inning.

Opponent - Vanderbilt shortstop **Connor Kaiser** hit three home runs and totaled 10 RBIs against the Tigers in the Clemson Regional on June 3, 2018. Batting in the cleanup spot in the lineup, **Kaiser** hit a three-run homer in the third inning. In the sixth inning, **Kaiser** hit a grand slam, then he belted a two-run homer in the seventh inning. The Commodores won the game 19-6.

4 HITS BY 3 PLAYERS

Clemson - This last occurred at Maryland on April 20, 2003, exactly 18 years to the day that it happened last by a Tiger trio. **Herman Demmink** hit four singles, **Kyle Frank** went 5-for-5 with four runs and four RBIs, and **David Slevin** went 4-for-6 with five RBIs in Clemson's 20-5 victory. **Frank** also became just the third Tiger in history to register two home runs in the same inning when he did so in the second inning.

Opponent - Georgia Tech accomplished this feat for the first time by a Tiger opponent in 13 years on April 18, 2010 in Atlanta. Three Yellow Jackets had at least four hits in the 11-3 win over Clemson. **Jeff Rowland** had four hits, three RBIs and three runs, **Tony Plagman** had four hits, two RBIs and two runs, and **Jacob Esch** had four hits, one RBI and two runs.

5 HITS BY 1 PLAYER

Clemson - **Spencer Kieboom** went 5-for-5 with two RBIs and one run in Clemson's 11-8 win at Georgia Tech on April 29, 2012.

Opponent - **Connor Kaiser** of Vanderbilt went 5-for-7 with three homers and 10 RBIs against the Tigers in the Clemson Regional on June 3, 2018 in the Commodores' 19-6 win.

5 HITS BY 2 PLAYERS

Clemson - **Brooks Shumake** hit a homer and four singles and **Jimmy Key** added two doubles and three singles against Georgia Southern at Statesboro, Ga., on May 13, 1982 in a game Clemson won 25-5.

Opponent - South Carolina's **Derick Urquhart** totaled five hits and **Ryan Bordenick** added six hits, as the Gamecocks defeated Clemson by a score of 38-16 in Columbia, S.C., on April 23, 1997. It was the first time since 1980 that two opposing players accomplished this feat.

BACK-TO-BACK HOME RUNS

Clemson - **Grayson Byrd** and **Kyle Wilkie** hit back-to-back homers against Presbyterian College at Doug Kingsmore Stadium on April 25, 2018. In the third inning, **Byrd** hit a three-run homer with one out. **Wilkie** followed with a homer in Clemson's 14-4 win.

Opponent - **Julian Infante** and **Harrison Ray** of Vanderbilt led off the eighth inning with back-to-back homers in the Commodores' 19-6 win in the Clemson Regional on June 3, 2018.

CYCLE BY 1 PLAYER

Clemson - **Gary Burnham** performed the feat at Texas-Arlington on Feb. 18, 1995. **Burnham** had a double in the first inning, a triple in the third, walked in the fifth, struck out in the sixth, hit a three-run homer in the seventh and completed the cycle with a single in the ninth inning. He added four RBIs and scored four runs.

Opponent - **Chris Pittaro** of North Carolina in Chapel Hill on March 21, 1981 had a double in the first, a single in the second, a home run in the third and a triple in the sixth, along with two RBIs. North Carolina defeated the Tigers by a score of 10-7.

GRAND SLAM

Clemson - **Logan Davidson** hit a grand slam with two outs in the fourth inning in Clemson's 21-4 win over Notre Dame in the ACC Tournament at Durham, N.C., on May 23, 2018.

Opponent - **Connor Kaiser** of Vanderbilt hit a grand slam in the Clemson Regional on June 3, 2018. The grand slam came with no outs in the sixth inning in a game Vanderbilt won 19-6.

NO-HITTER

Clemson - Five Tigers combined to pitch Clemson's first no-hitter in 25 years in the Tigers' 14-0 win over USC Upstate at Doug Kingsmore Stadium on March 18, 2009. **Justin Sarratt**, **Scott Weismann**, **Kyle Deese**, **Tomas Cruz** and **Matt Vaughn** combined to allow just two baserunners and faced only one batter over the minimum.

Opponent - Auburn's **Dana Becton** and **Ken Deriso** combined to no-hit Clemson for the first time in almost 16 years on March 11, 1979 at Auburn. **Becton** pitched the first six innings and struck out seven batters, while **Deriso** hurled the last three innings and struck out four batters. Clemson lost the game by a score of 10-1, as the Tigers scored a run on two errors and a passed ball.

SHUTOUT BY 1 PITCHER

Clemson - **Tyler Jackson** pitched a shutout when he blanked Vanderbilt at Doug Kingsmore Stadium on June 4, 2017. He allowed two hits and one walk with three strikeouts in the Tigers' 6-0 win.

Opponent - **Andrew Suarez** of Miami (Fla.) went the distance against Clemson at Coral Gables, Fla., on April 21, 2013. He allowed six hits with five strikeouts in a game Miami won 7-0.

TRIPLE PLAY

Clemson - Clemson completed its first triple play in 24 years against George Mason on Feb. 26, 1995 at Doug Kingsmore Stadium. **Mark Watson** gave up a leadoff walk to **Joey Goodwin** in the fourth inning, followed by a single by **Ron Pennell**. **Brendan Pickett** hit a line shot to first baseman **David Miller**, who stepped on first to double off **Pennell** and threw to **Seth Brizek** at second, and the throw beat **Goodwin** for the third out. The Tigers won 9-3.

Opponent - **Dan Griffin**, **Matt Robinson** and **Rick Figueroa** of Florida State combined for a triple play on March 2, 1983 in Tallahassee. After **Bob Paulling** singled and **Craig Roberson** walked to open the second inning, **Jamie Swanner** grounded to **Griffin**, who forced **Paulling** at third. **Griffin** threw to **Robinson**, forcing **Roberson** at second, and **Robinson** relayed to **Figueroa** at first for the putout on **Swanner**. The teams battled to a 3-3 tie in 10 innings.

WALKOFF HOME RUNS

Player	Opponent (Date)	Score	RBI
Bill Barnett	Furman (4-22-1953)	13-12	1
Calvin Weeks	East Tennessee State (3-15-1969)	5-4	1
Mike Ward	Virginia Tech (3-21-1969)	5-4	1
Billy Weems	Toledo (3-24-1977)	5-3	2
Bill Foley	Mississippi (5-20-1977)	8-7	1
Robbie Allen	Wake Forest (3-14-1980)	5-4	1
Jimmy Key	Wake Forest (4-24-1981)	6-5	1
Chuck Baldwin	Alabama (4-2-1985)	5-4	1
Brian Kowitz	Georgia (2-25-1988)	13-12	1
Joe DeBerry	Ohio (3-20-1990)	6-4	2
Billy McMillon	Columbus (3-30-1991)	2-1	1
Chad Phillips	Missouri State (3-20-1993)	5-4	1
Seth Brizek	NC State (4-8-1994)	10-8	2
Doug Livingston	Coastal Carolina (3-2-1996)	8-7	3
Eric DeMoura	North Carolina (5-6-1997)	5-4	3
Jeff Baker	Winthrop (4-3-2002)	6-4	2
Michael Johnson	East Tennessee State (4-23-2003)	6-3	3
Brad McCann	Georgia Tech (4-25-2003)	9-7	3
Tyler Colvin	Oral Roberts (6-9-2006)	11-8	4
Doug Hogan	Georgia Tech (4-27-2007)	3-2	1
Jeff Schaus	Coastal Carolina (4-21-2009)	5-3	4
Richie Shaffer	Tennessee Tech (5-8-2012)	9-8	1
Jon McGibbon	Florida State (5-25-2012)	9-7	3
Steven Duggar	Wake Forest (4-14-2013)	6-4	2

Kevin Bradley	USC Upstate (5-14-2013)	8-7	3
Seth Beer	Boston College (3-20-2016)	3-2	1
Jordan Greene	Florida State (5-7-2018)	5-4	1
Grayson Byrd	Austin Peay (5-13-2018)	3-2	1

2019 BASEBALL

50TH SEASON IN DOUG KINGSMORE STADIUM

SCHEDULE

Date	Day	Opponent	Time
2-15	Fri	South Alabama	4 p.m.
2-16	Sat	South Alabama	3 p.m.
2-17	Sun	South Alabama	1 p.m.
2-19	Tue	Charlotte	4 p.m.
2-20	Wed	Tennessee Tech	4 p.m.
2-22	Fri	Virginia Military	4 p.m.
2-23	Sat	Virginia Military	3 p.m.
2-24	Sun	Virginia Military	1 p.m.
2-26	Tue	East Tennessee State	4 p.m.
3-1	Fri	South Carolina	6 p.m.
3-2	Sat	# South Carolina	1 p.m.
3-3	Sun	at South Carolina	1 p.m.
3-5	Tue	# at Furman	6 p.m.
3-8	Fri	* North Carolina	6 p.m.
3-9	Sat	* North Carolina	3 p.m.
3-10	Sun	* North Carolina	1 p.m.
3-13	Wed	Coastal Carolina	6 p.m.
3-15	Fri	* Notre Dame	6 p.m.
3-16	Sat	* Notre Dame	3 p.m.
3-17	Sun	* Notre Dame	1 p.m.
3-19	Tue	College of Charleston	6 p.m.
3-20	Wed	^ College of Charleston	6 p.m.
3-22	Fri	* at Boston College	4 p.m.
3-23	Sat	* at Boston College	2 p.m.
3-24	Sun	* at Boston College	1 p.m.
3-26	Tue	© at Charlotte	7 p.m.
3-29	Fri	* at Virginia Tech	6 p.m.
3-30	Sat	* at Virginia Tech	3 p.m.
3-31	Sun	* at Virginia Tech	1 p.m.
4-2	Tue	Georgia	6 p.m.
4-5	Fri	* Louisville	6 p.m.
4-6	Sat	* Louisville	5 p.m.
4-7	Sun	* Louisville	Noon
4-9	Tue	Charleston Southern	6 p.m.

Date	Day	Opponent	Time
4-10	Wed	Furman	6 p.m.
4-12	Fri	* at Florida State	6 p.m.
4-13	Sat	* at Florida State	6 p.m.
4-14	Sun	* at Florida State	1 p.m.
4-16	Tue	at Georgia	7 p.m.
4-19	Fri	* Duke	6 p.m.
4-20	Sat	* Duke	3 p.m.
4-21	Sun	* Duke	1 p.m.
4-23	Tue	Winthrop	6 p.m.
4-26	Fri	* at Georgia Tech	7 p.m.
4-27	Sat	* at Georgia Tech	4 p.m.
4-28	Sun	* at Georgia Tech	1 p.m.
5-4	Sat	Gardner-Webb	3 p.m.
5-5	Sun	at Gardner-Webb	2 p.m.
5-8	Wed	The Citadel	6 p.m.
5-10	Fri	* at NC State	6:30 p.m.
5-11	Sat	* at NC State	6:30 p.m.
5-12	Sun	* at NC State	1 p.m.
5-14	Tue	at Coastal Carolina	6 p.m.
5-16	Thu	* Wake Forest	6 p.m.
5-17	Fri	* Wake Forest	6 p.m.
5-18	Sat	* Wake Forest	12:30 p.m.
5-21 to 5-26		+ ACC Tournament	
5-31 to 6-3		\$ NCAA Regionals	
6-7 to 6-10		\$ NCAA Super Regionals	
6-15 to 6-26		! College World Series	

* - ACC regular-season game; # - Greenville, S.C. (Fluor Field); ^ - Columbia, S.C.; © - BB&T Ballpark; + - Durham, N.C.; \$ - NCAA Tournament; ! - Omaha, Neb.; Note: Home games in **bold**; all times are Eastern and subject to change.