

2016

CLEMSON

BASEBALL

MEDIA GUIDE



ELI WHITE
JUNIOR // INF
2015 ALL-ACC

MONTY LEE
HEAD COACH
1ST SEASON

CHRIS OKEY
JUNIOR // C
2015 ALL-AMERICAN

REED ROHLMAN
SOPHOMORE // OF/1B
2015 ALL-AMERICAN

@ C L E M S O N B A S E B A L L

12 CWS APPEARANCES // 14 ACC CHAMPIONSHIPS // 40 NCAA TOURNAMENT APPEARANCES



DOUG KINGSMORE STADIUM

ON OCT. 2, 2015, DIRECTOR OF ATHLETICS DAN RADAKOVICH OFFICIALLY OPENED THE NEW \$9 MILLION BASEBALL PLAYER FACILITY LOCATED BEHIND THE FIRST-BASE STANDS AT DOUG KINGSMORE STADIUM. THE 20,000 SQUARE-FOOT FACILITY REPLACES THE OLD 3,500 SQUARE-FOOT LOCKER ROOM AND PLAYERS' LOUNGE FACILITY THAT WAS HOUSED UNDER THE FIRST-BASE STANDS.

THE NEW COMPLEX INCLUDES MANY STATE-OF-THE-ART FEATURES THAT IMPROVE THE EXPERIENCE OF COACHES, PLAYERS AND STAFF, AND ALSO IMPROVE THE RECRUITING PROCESS AT CLEMSON. FOR MORE INFORMATION ON THE NEW PLAYER FACILITY, SEE PAGES 92 AND 93.



C TOP 10 IN THE NATION IN
AVERAGE ATTENDANCE FOR
14 CONSECUTIVE SEASONS



2016 TIGER BASEBALL

SCHEDULE

Date	Day	Opponent	Radio	Time					
2-19	Fri	Maine	WCCP	4 p.m.	3-25	Fri	*at Miami (Fla.)	CTSN	7 p.m.
2-20	Sat	Maine	WCCP	2 p.m.	3-26	Sat	*at Miami (Fla.)	CTSN	7 p.m.
2-21	Sun	Maine	WCCP	1 p.m.	3-27	Sun	*at Miami (Fla.)	CTSN	1 p.m.
2-26	Fri	James Madison	WCCP	4 p.m.	3-29	Tue	#at Furman	CTSN	7 p.m.
2-27	Sat	James Madison	WCCP	2 p.m.	3-30	Wed	at Western Carolina	WCCP	6 p.m.
2-28	Sun	James Madison	WCCP	1 p.m.	4-1	Fri	*Pittsburgh	CTSN	6:30 p.m.
3-1	Tue	Wofford	WCCP	4 p.m.	4-2	Sat	*Pittsburgh	CTSN	4 p.m.
3-4	Fri	at South Carolina	CTSN	7 p.m.	4-3	Sun	*Pittsburgh	CTSN	1 p.m.
3-5	Sat	# South Carolina	CTSN	2:30 p.m.	4-5	Tue	at Georgia	CTSN	7 p.m.
3-6	Sun	South Carolina	CTSN	2 p.m.	4-8	Fri	*at Duke	CTSN	6 p.m.
3-9	Wed	Winthrop	WCCP	4 p.m.	4-9	Sat	*at Duke	CTSN	1 p.m.
3-11	Fri	*at Wake Forest	CTSN	6 p.m.	4-10	Sun	*at Duke	CTSN	1 p.m.
3-12	Sat	*at Wake Forest	CTSN	4 p.m.	4-12	Tue	Western Carolina	WCCP	6:30 p.m.
3-13	Sun	*at Wake Forest	CTSN	1 p.m.	4-15	Fri	*at Louisville	CTSN	6 p.m.
3-15	Tue	at The Citadel	WCCP	7 p.m.	4-16	Sat	*at Louisville	CTSN	4 p.m.
3-16	Wed	at The Citadel	WCCP	6 p.m.	4-17	Sun	*at Louisville	CTSN	1 p.m.
3-18	Fri	*Boston College	CTSN	6:30 p.m.	4-19	Tue	Georgia	CTSN	6:30 p.m.
3-19	Sat	*Boston College	CTSN	4 p.m.	4-22	Fri	*Georgia Tech	CTSN	6:30 p.m.
3-20	Sun	*Boston College	CTSN	1 p.m.	4-23	Sat	*Georgia Tech	CTSN	6:30 p.m.
3-22	Tue	Presbyterian College	WCCP	6:30 p.m.	4-24	Sun	*Georgia Tech	CTSN	1 p.m.
					4-30	Sat	*Florida State	CTSN	6:30 p.m.
					5-1	Sun	*Florida State	CTSN	4 p.m.
					5-2	Mon	*Florida State	CTSN	7 p.m.
					5-4	Wed	Furman	WCCP	6:30 p.m.
					5-6	Fri	*NC State	CTSN	6:30 p.m.
					5-7	Sat	*NC State	CTSN	4 p.m.
					5-8	Sun	*NC State	CTSN	1 p.m.
					5-10	Tue	College of Charleston	WCCP	6:30 p.m.
					5-11	Wed	College of Charleston	WCCP	4 p.m.
					5-13	Fri	at Georgia Southern	WCCP	7 p.m.
					5-14	Sat	at Georgia Southern	WCCP	7 p.m.
					5-15	Sun	at Georgia Southern	WCCP	1 p.m.
					5-17	Tue	Charleston Southern	WCCP	6:30 p.m.
					5-19	Thu	*at Notre Dame	CTSN	6:05 p.m.
					5-20	Fri	*at Notre Dame	CTSN	6:05 p.m.
					5-21	Sat	*at Notre Dame	CTSN	1:05 p.m.

* - ACC regular-season game; # - Greenville, S.C. (Fluor Field); CTSN - Clemson Tiger Sports Network; WCCP - 105.5 FM (Clemson, S.C.); Note: Home games in **bold**; all times are Eastern.



Doug Ringsmore Stadium's
PLAYER FACILITY
 CLEMSON'S STATE-OF-THE-ART COMPLEX

CLEMSON

TABLE OF CONTENTS

BIOS

Kopp, David (Student Assistant Coach)	21
LeCroy, Bradley (Assistant Coach & Recruiting Coordinator)	18
Lee, Monte (Head Coach)	14-17
Owens, Brad (Director of Baseball Operations)	21
Players, 2016	25-53
See, Andrew (Assistant Coach)	19
Seniors & Pro Signees, 2015	82-84
Staff, Support	23
Starbuck, Greg (Volunteer Assistant Coach)	20

CLEMSON BASEBALL INFORMATION

Against All Competition	58,59
Bat Girls	22
Bullpen Catchers	22
Date, Record By	59
Directions to Doug Kingsmore Stadium	2
Equipment Managers, Student	22
Facilities, Athletic	94
Glossary	10-13
Grounds Crew, Baseball	95
Major League Influence	97-101
Media Information	3
Omaha Challenge	96
Opponents, 2016	54-57
Outlook, 2016	7-9
Parking Map	2
Polls, 2016 Preseason	9
Pro Signees	102,103
Pro Tigers, 2015	104
Quick Facts	6
Radio Network (Clemson Tiger Sports Network)	51
Results, 2016 Opponent All-Time Game-By-Game	60-66
Roster, 2016 Numerical & Alphabetical	4
Roster, 2016 Position	5
Roster, 2016 Radio/Television	24
Schedule, 2016	1
Seating Chart, Doug Kingsmore Stadium	2
Stadium, Doug Kingsmore	88-93
Tradition, Championship	86,87

RECORDS

Academic Honor Roll Members, ACC	149
ACC Tournament Results	154
All-ACC Selections	148
All-Americans	143-147
Batting (Individual)	106
Batting & Fielding Stats, Yearly (Team)	108
Career (Individual)	114,115
Coaches, Head & Assistant	157
Cycles	112
First-Round Draft Picks	103
Hall of Fame Coaches (Bill Wilhelm & Jack Leggett)	156
Honors (Individual)	140,141
Innings, Highest Scoring	152
Last Time It Happened (Individual)	176
Leaders, Yearly	116-121
Lettermen	129-131
Lineups, Yearly Starting	132-139
National Players-of-the-Year (Kris Benson & Khalil Greene)	142
NCAA Stat Rankings, Top-25	150,151
NCAA Tournament Results	155
No-Hitters	107
Pitching (Individual)	107
Pitching Stats, Yearly (Team)	109
Rankings, Weekly (Clemson Poll Rankings From 1987-15)	153
Results, Season Game-By-Game	159-175
Results, Yearly	158
Season (Individual)	111-113
Stats, Individual Career Batting (ACC Era)	122-125
Stats, Individual Career Pitching (ACC Era)	126-128
Streaks, Hitting	106
Streaks, Winning	110
Team	110

REVIEW, 2015

ACC Baseball	85
Batting, Game-By-Game (Individual)	75
Home Runs	74
Notes	68,69
Pitching, Game-By-Game (Individual Career)	76-78
Polls, Final	81
Results, Game-By-Game	71
Stats, ACC Regular-Season	72
Stats, Career (2016 Players)	72
Stats, Overall	70
Stats, Postseason	73
Story	79-81
Superlatives, Team & Individual	74

MEDIA GUIDE CREDITS

The 2016 Clemson Baseball media guide was designed, written and edited by **Brian Hennessy**, senior associate director of athletic communications. Statistical, editorial and graphic assistance provided by **Sam Blackman**, **Tim Bourret**, **Sean Butler**, **Philip Sikes** and **Chas Williams**. The four cover designs were done by **Jeff Kallin**, associate director of athletic communications. Printing executed by Martin Printing Co., (Easley, S.C.).

Special thanks to the late **Bob Bradley**, who served Tiger athletics for 45 years in the athletic communications office and provided most of the information contained in the record section. Thanks to the late **Alan Mohrmann** of Greenville, S.C., for statistical research.

For extra copies, send a check for \$15 to the Clemson athletic communications office. See page 3 for mailing information.

PHOTO CREDITS

Media guide cover photos courtesy of **Carl Ackerman**, **Brian Hennessy**, **Ashley Jones**, **Dawson Powers** and Major League Baseball. Interior photos courtesy of **Carl Ackerman**, **Rex Brown**, **Phil Ellsworth**/USA Baseball, **Brian Hennessy**, **Ashley Jones**, **Craig Mahaffey**, **Skip Milos**, **Bradley Moore**, **Dawson Powers**, **Allen Randall**, **Tyler Smith**, **Jennifer Stewart**, **Bob Waldrop**, **Patrick Wright** and Major League Baseball.

DIRECTIONS TO DOUG KINGSMORE STADIUM

FROM ATLANTA, GA.

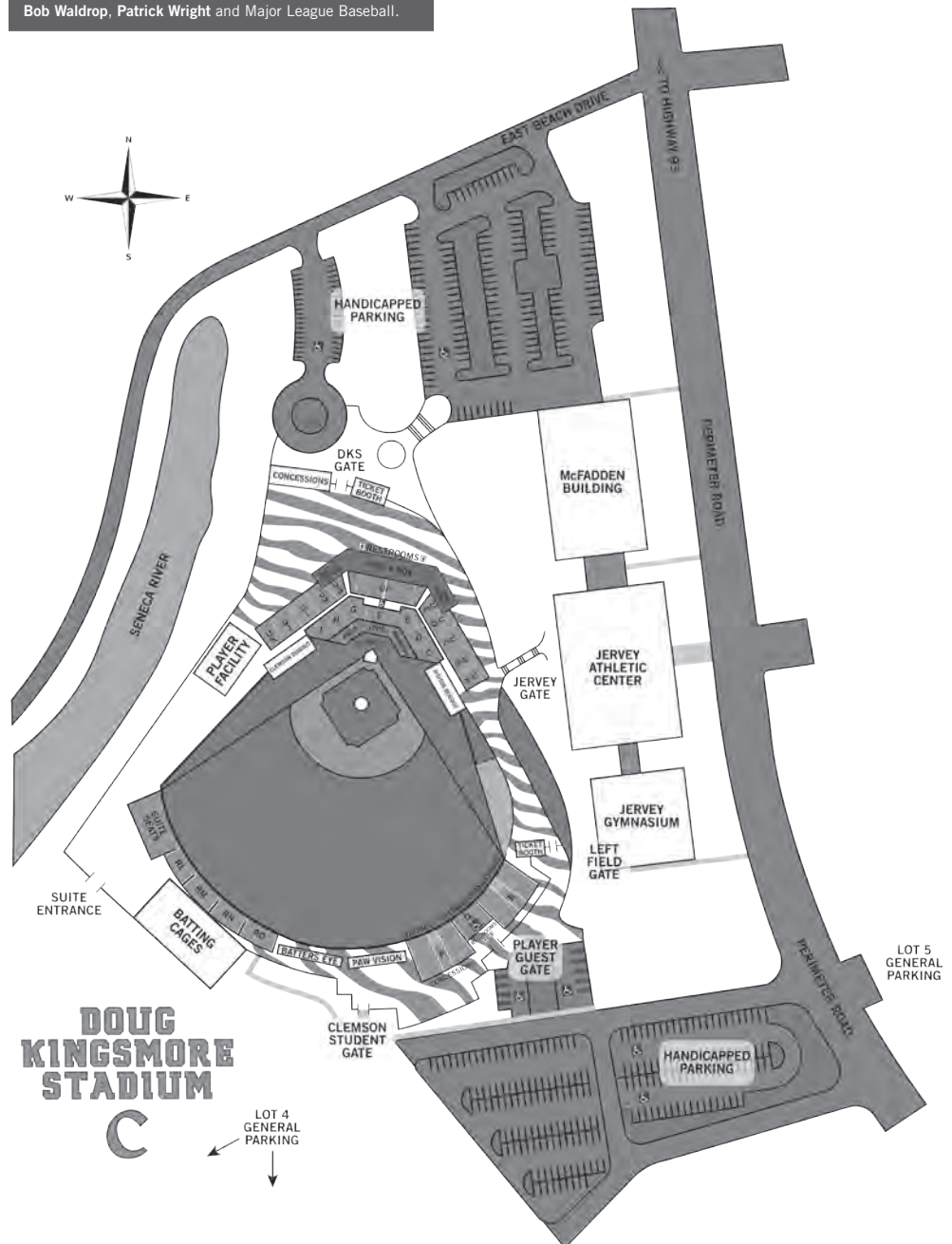
Take I-85 north to exit 14 in South Carolina. Take a left, which crosses over the interstate, onto South Carolina highway 187 until the road runs into highway 76 and 28. Make a left at this traffic light. *Stay on this road until the highway 93 exit, where you will exit and take a left at the stoplight. The route runs into the campus. Stay straight until you reach the second stoplight after the tennis courts (tennis courts will be on the left). Take a left at the stoplight, take the first right, then take the first left into the McFadden Building parking lot.

FROM COLUMBIA, S.C.

Take I-26 west and exit onto I-385 west until it reaches I-85. Take I-85 south until it reaches exit 19-B. Take exit 19-B and follow the directions from Atlanta starting at the * symbol to arrive at the stadium.

FROM GREENVILLE, S.C.

Take I-85 south until it reaches exit 19-B. Take exit 19-B and follow the directions from Atlanta starting at the * symbol to arrive at the stadium.



MEDIA INFORMATION

ACC MEDIA RELATIONS

George Lane is the baseball media relations contact for the ACC office. He can be reached at 336-851-6062 or glane@theacc.org.

ATHLETIC COMMUNICATIONS ADDRESS

Our address is Jervy Athletic Center; 100 Perimeter Road; P.O. Box 31; Clemson, S.C. 29633.

CREDENTIALS

Members of the working press who desire a media credential to a Clemson baseball home game should contact **Brian Hennessy** in the Clemson Athletic Communications office at 864-656-1921. There is space for 18 writers in the press box in the Doug Kingsmore Stadium press areas, plus booths for each team's radio network. Season credentials and credentials on a game-by-game basis are issued. Members of the media must request a pass at least one day prior to each game/series to ensure admittance.

EMAIL DISTRIBUTION LIST

Notes, stats, stories and other information are emailed out on a series basis from the athletic communications office. Contact **Brian Hennessy** (bhennes@clemson.edu) to be put on the email list.

INTERNET SERVICES

The press box features the most up-to-date wireless internet services.

LEE AVAILABILITY

The best time to reach head coach **Monte Lee** is weekday mornings. Please contact **Brian Hennessy** at 864-656-1921 to set up an interview with **Lee**.

PARKING

Members of the media are requested to park in the McFadden Building parking lot, located on the hill above the stadium (behind home plate). The lot is reserved for media members with a parking pass, however, there are limited spaces. There is also parking available beyond the outfield fence and in Memorial Stadium's West endzone parking lot.

PHOTOGRAPHER POSITIONS

There is patio space on the first-base side of the press box for television camerapersons to film. Positions are on a first-come, first-serve basis. Still photographers are near the playing field, but only in "lined-off" areas beyond each dugout. Positions are also on a first-come, first-serve basis.

PLAYER AVAILABILITY

Player interviews are conducted before a particular practice on days when the team does not have a game. Please notify **Brian Hennessy** if you plan to attend practice. If attendance at practice is not possible, the athletic communications office can set up a phone interview. Campus and cell phone numbers for players are not provided.

POSTGAME INTERVIEWS

Postgame interviews for Tiger coaches and players take place in the player facility behind the first-base dugout. **Brian Hennessy** will escort team members from the locker room, which is closed to the media, to the second-story auditorium for interviews after a cooling-off period.

To access the interview area, enter the player facility at the second-story door that faces the playing surface of Doug Kingsmore Stadium. Please see the opponent's athletic communications contact for its postgame interview procedure on the field.

POSTGAME STATS

A final box score is provided for all games at Doug Kingsmore Stadium. A typed play-by-play is also available

upon request. A final box score (PDF) and game story is emailed within minutes of the end of each game. For any other requests, see **Brian Hennessy** or another member of the Clemson athletic communications staff prior to the end of the game.

PRESS ENTERANCE

Enter Doug Kingsmore Stadium at the gate behind home plate or near the left-field foul pole. The stadium has an elevator and stairs leading up to the press box behind the grandstands.

SOCIAL MEDIA

The official Twitter and Instagram account of Clemson Tiger Baseball is @ClemsonBaseball.

WEBSITE

Clemson box scores, releases, statistics, bios, live stats, videos, pictures, graphics, highlights and other items are all available on the internet. Find us online at ClemsonTigers.com.

WILL-CALL

Press will-call is located at the entrance next to the left-field foul pole.

CLEMSON BASEBALL ACD STAFF



BRIAN HENNESSY
Senior Associate ACD, Baseball Contact
Office - 864-656-1921
Email - bhennes@clemson.edu



SEAN BUTLER
ACD Graduate Assistant
Office - 864-656-2114
Email - spbutle@clemson.edu



CLEMSONTIGERS.COM



@ClemsonBaseball



@ClemsonBaseball



2016 CLEMSON ROSTER

NUMERICAL

#	Player	Pos.	B-T	Hgt	Wgt	Cl.	Exp.	Hometown	Previous School
1	Maleeke Gibson	OF	L-L	5-10	150	*Jr.	2VL	Sumter, S.C.	Thomas Sumter Academy
3	Grant Cox	INF	R-R	5-11	170	Fr.	HS	Simpsonville, S.C.	Greenville HS
4	Eli White	INF	R-R	6-3	190	Jr.	2VL	Easley, S.C.	Wren HS
5	Chase Pinder	OF/INF	R-R	5-10	185	So.	1VL	Poquoson, Va.	Poquoson HS
6	Andrew Cox	OF/1B	L-L	6-0	215	*Jr.	2VL	Belton, S.C.	Belton-Honea Path HS
8	Weston Wilson	INF	R-R	6-3	210	Jr.	2VL	High Point, N.C.	Wesleyan Christian Academy
9	Jordan Greene	INF/OF	R-R	5-8	170	Fr.	HS	Fort Mill, S.C.	Charlotte Country Day (N.C.) School
10	K.J. Bryant	OF	R-R	5-11	195	*Fr.	RS	Taylors, S.C.	Wade Hampton HS
11	Adam Renwick	INF	R-R	6-0	175	So.	1VL	Spartanburg, S.C.	Dorman HS
12	Robert Jolly	C	L-R	5-9	195	So.	1VL	Myrtle Beach, S.C.	Carolina Forest HS
13	Drew Wharton	OF/1B	R-R	6-2	205	So.	1VL	Suwanee, Ga.	Peachtree Ridge HS
15	Glenn Batson	INF	R-R	6-2	210	*So.	1VL	Greenville, S.C.	Greenville HS
16	Alex Eubanks	RHP	R-R	6-0	185	*Fr.	RS	Moore, S.C.	James F. Byrnes HS
17	Paul Campbell	RHP	L-R	6-1	200	So.	1VL	Malden, Mass.	Salisbury (Conn.) School
19	Brooks Crawford	RHP/1B	R-R	6-4	225	Fr.	HS	Bishop, Ga.	Oconee County HS
20	Drew Moyer	RHP	L-R	6-3	225	*So.	1VL	Gilbert, S.C.	Gilbert HS
22	Wales Toney	RHP	L-R	6-3	210	*Jr.	1VL	Anderson, S.C.	T.L. Hanna HS
23	Charlie Barnes	LHP	L-L	6-1	170	So.	1VL	Sumter, S.C.	Sumter HS
24	Jake Higginbotham	LHP	L-L	5-10	170	Fr.	HS	Hoschton, Ga.	Buford HS
25	Chris Okey	C	R-R	5-11	195	Jr.	2VL	Mount Dora, Fla.	Eustis HS
26	Reed Rohlman	OF/1B	L-L	6-0	210	*So.	1VL	Moore, S.C.	James F. Byrnes HS
27	Chris Williams	C/1B	R-R	6-0	220	So.	JC	Garden Grove, Calif.	Golden West College
28	Seth Beer	OF/1B	L-R	6-2	195	Fr.	HS	Suwanee, Ga.	Lambert HS
29	Jackson Campana	RHP/1B	R-R	6-6	240	*Jr.	1VL	Charlotte, N.C.	Providence Senior HS
30	Hunter Van Horn	LHP	L-L	6-2	180	So.	1VL	Tampa, Fla.	Jesuit HS
31	Andrew Towns	LHP	R-L	6-2	245	Jr.	JC	Nashville, Tenn.	Walters State CC
32	Clate Schmidt	RHP	R-R	6-2	205	Sr.	3VL	Acworth, Ga.	Allatoona HS
35	Mike Triller	OF	L-R	6-2	220	*Gr.	3VL	Rutland, Vt.	Rutland HS
36	Pat Krall	LHP	L-L	6-5	220	Jr.	1VL	Downingtown, Pa.	Temple University
37	Alex Bostic	LHP	R-L	6-2	210	Jr.	2VL	Matthews, N.C.	Weddington HS
39	Jonny Koletic	RHP	R-R	6-4	190	Fr.	HS	Matthews, N.C.	Charlotte Catholic HS
42	Zach Goodman	RHP	R-R	5-11	195	Fr.	HS	Kennesaw, Ga.	Kennesaw Mountain HS
43	Patrick Andrews	RHP	R-R	6-4	245	*Gr.	2VL	Hilton Head Island, S.C.	Hilton Head Prep School
44	Ryley Gilliam	RHP	R-R	5-10	170	Fr.	HS	Kennesaw, Ga.	Kennesaw Mountain HS
45	Andrew Papp	RHP	R-R	6-3	200	Fr.	HS	Raleigh, N.C.	Leesville Road HS
46	Tom Walker	RHP	R-R	6-3	200	Fr.	HS	Pompano Beach, Fla.	Pine Crest School
47	Alex Schnell	LHP	L-L	5-11	175	So.	1VL	Milton, Ga.	Milton HS
48	Garrett Lovorn	RHP	R-R	6-3	235	*Jr.	1VL	Pendleton, S.C.	Pendleton HS
50	Mike Goren	RHP	R-R	6-3	205	*Fr.	RS	Westbury, N.Y.	Jericho HS
51	Stokes Brownlee	C	R-R	6-3	220	Fr.	HS	St. George, S.C.	Dorchester Academy

* - spent one season as a redshirt player

Head Coach:

Assistant Coaches:

Volunteer Assistant Coach:

Student Assistant Coach:

Bullpen Catchers:

Director of Baseball Operations:

Athletic Trainer:

Graduate Athletic Trainer:

Equipment Manager:

Student Equipment Managers:

Strength & Conditioning Coach:

Supervisor of Athletic Grounds:

Athletic Communications Contact:

- 18 Monte Lee (1st season • College of Charleston '00)
 2 Bradley LeCroy (*9th season • Clemson '01)
 33 Andrew See (1st season • Ohio '02)
 21 Greg Starbuck (1st season • Winston-Salem State '91)
 49 David Kopp (Sr. • Margate, Fla.)
 Tyler Crocker (Sr. • Moore, S.C.)
 Connor Ford (Jr. • Albemarle, N.C.)
 Jake Schuster (So. • Charlotte, N.C.)
 Brad Owens (9th season • Anderson (S.C.) '06)
 Travis Johnston (8th season • Clemson '01)
 Will Payne (1st season • Louisiana State '14)
 Mike Wilson (6th season • Clemson '02)
 Lukas Daniel (Sr. • Hemingway, S.C.)
 Ethan Forbes (Sr. • Manning, S.C.)
 Zach Leal (Sr. • Rancho Cucamonga, Calif.)
 Grant Youmans (Jr. • Estill, S.C.)
 Gage Branham (Fr. • Lugoff, S.C.)
 Rick Franzblau (2nd season • Colgate '06)
 Mike Echols (15th season • Clemson '85)
 Brian Hennessy (18th season • Clemson '98)

° - includes three years (2003-05) as an assistant coach

ALPHABETICAL

#	Player	Pos.	Cl.
43	Patrick Andrews	RHP	*Gr.
23	Charlie Barnes	LHP	So.
15	Glenn Batson	INF	*So.
28	Seth Beer	INF	Fr.
37	Alex Bostic	LHP	Jr.
51	Stokes Brownlee	C	Fr.
10	K.J. Bryant	OF	*Fr.
29	Jackson Campana	RHP/1B	*Jr.
17	Paul Campbell	RHP	So.
6	Andrew Cox	OF/1B	*Jr.
3	Grant Cox	INF	Fr.
19	Brooks Crawford	RHP/1B	Fr.
16	Alex Eubanks	RHP	*Fr.
1	Maleeke Gibson	OF	*Jr.
44	Ryley Gilliam	RHP	Fr.
42	Zach Goodman	RHP	Fr.
50	Mike Goren	RHP	*Fr.
9	Jordan Greene	INF/OF	Fr.
24	Jake Higginbotham	LHP	Fr.
12	Robert Jolly	C	So.
39	Jonny Koletic	RHP	Fr.
36	Pat Krall	LHP	Jr.
48	Garrett Lovorn	RHP	*Jr.
20	Drew Moyer	RHP	*So.
25	Chris Okey	C	Jr.
45	Andrew Papp	RHP	Fr.
5	Chase Pinder	OF/INF	So.
11	Adam Renwick	INF	So.
26	Reed Rohlman	OF/1B	*So.
32	Clate Schmidt	RHP	Sr.
47	Alex Schnell	LHP	So.
22	Wales Toney	RHP	*Jr.
31	Andrew Towns	LHP	Jr.
35	Mike Triller	OF	*Gr.
30	Hunter Van Vorn	LHP	So.
46	Tom Walker	RHP	Fr.
13	Drew Wharton	OF/1B	So.
4	Eli White	INF	Jr.
27	Chris Williams	C/1B	So.
8	Weston Wilson	INF	Jr.

PRONUNCIATIONS

#	Name	Pronunciation
29	Jackson Campana	cam-PAN-uh
1	Maleeke Gibson	muh-LEEK
36	Pat Krall	KRAHL
2	Bradley LeCroy	luh-CROY
48	Garrett Lovorn	luh-VOHRN
22	Wales Toney	WAYLZ



2016 POSITION ROSTER

CATCHERS

#	Player	Pos.	B-T	Hgt	Wgt	Cl.	Exp.	Hometown	Previous School
51	Stokes Brownlee	C	R-R	6-3	220	Fr.	HS	St. George, S.C.	Dorchester Academy
12	Robert Jolly	C	L-R	5-9	195	So.	1VL	Myrtle Beach, S.C.	Carolina Forest HS
25	Chris Okey	C	R-R	5-11	195	Jr.	2VL	Mount Dora, Fla.	Eustis HS
27	Chris Williams	C/1B	R-R	6-0	220	So.	JC	Garden Grove, Calif.	Golden West College

INFIELDERS

#	Player	Pos.	B-T	Hgt	Wgt	Cl.	Exp.	Hometown	Previous School
15	Glenn Batson	INF	R-R	6-2	210	*So.	1VL	Greenville, S.C.	Greenville HS
3	Grant Cox	INF	R-R	5-11	170	Fr.	HS	Simpsonville, S.C.	Greenville HS
9	Jordan Greene	INF/OF	R-R	5-8	170	Fr.	HS	Fort Mill, S.C.	Charlotte Country Day (N.C.) School
11	Adam Renwick	INF	R-R	6-0	175	So.	1VL	Spartanburg, S.C.	Dorman HS
4	Eli White	INF	R-R	6-3	190	Jr.	2VL	Easley, S.C.	Wren HS
8	Weston Wilson	INF	R-R	6-3	210	Jr.	2VL	High Point, N.C.	Wesleyan Christian Academy

* - spent one season as a redshirt player

OUTFIELDERS

#	Player	Pos.	B-T	Hgt	Wgt	Cl.	Exp.	Hometown	Previous School
28	Seth Beer	OF/1B	L-R	6-2	195	Fr.	HS	Suwanee, Ga.	Lambert HS
10	K.J. Bryant	OF	R-R	5-11	195	*So.	RS	Taylors, S.C.	Wade Hampton HS
6	Andrew Cox	OF/1B	L-L	6-0	215	*Jr.	2VL	Belton, S.C.	Belton-Honea Path HS
1	Maleeke Gibson	OF	L-L	5-10	150	*Jr.	2VL	Sumter, S.C.	Thomas Sumter Academy
5	Chase Pinder	OF/INF	R-R	5-10	185	So.	1VL	Poquoson, Va.	Poquoson HS
26	Reed Rohlfman	OF/1B	L-L	6-0	210	*So.	1VL	Moore, S.C.	James F. Byrnes HS
35	Mike Triller	OF	L-R	6-2	220	*Gr.	3VL	Rutland, Vt.	Rutland HS
13	Drew Wharton	OF/1B	R-R	6-2	205	So.	1VL	Suwanee, Ga.	Peachtree Ridge HS

* - spent one season as a redshirt player

PITCHERS

#	Player	Pos.	B-T	Hgt	Wgt	Cl.	Exp.	Hometown	Previous School
43	Patrick Andrews	RHP	R-R	6-4	245	*Gr.	2VL	Hilton Head Island, S.C.	Hilton Head Prep School
23	Charlie Barnes	LHP	L-L	6-1	170	So.	1VL	Sumter, S.C.	Sumter HS
37	Alex Bostic	LHP	R-L	6-2	210	Jr.	2VL	Matthews, N.C.	Weddington HS
29	Jackson Campana	RHP/1B	R-R	6-6	240	*Jr.	1VL	Charlotte, N.C.	Providence Senior HS
17	Paul Campbell	RHP	L-R	6-1	200	So.	1VL	Malden, Mass.	Salisbury (Conn.) School
19	Brooks Crawford	RHP/1B	R-R	6-4	225	Fr.	HS	Bishop, Ga.	Oconee County HS
16	Alex Eubanks	RHP	R-R	6-0	185	*Fr.	RS	Moore, S.C.	James F. Byrnes HS
44	Ryley Gilliam	RHP	R-R	5-10	170	Fr.	HS	Kennesaw, Ga.	Kennesaw Mountain HS
42	Zach Goodman	RHP	R-R	5-11	195	Fr.	HS	Kennesaw, Ga.	Kennesaw Mountain HS
50	Mike Goren	RHP	R-R	6-3	205	*Fr.	RS	Westbury, N.Y.	Jericho HS
24	Jake Higginbotham	LHP	L-L	5-10	170	Fr.	HS	Hoschton, Ga.	Buford HS
39	Jonny Koletic	RHP	R-R	6-4	190	Fr.	HS	Matthews, N.C.	Charlotte Catholic HS
36	Pat Krall	LHP	L-L	6-5	220	Jr.	1VL	Downingtown, Pa.	Temple University
48	Garrett Lovorn	RHP	R-R	6-3	235	*Jr.	1VL	Pendleton, S.C.	Pendleton HS
20	Drew Moyer	RHP	L-R	6-3	225	*So.	1VL	Gilbert, S.C.	Gilbert HS
45	Andrew Papp	RHP	R-R	6-3	200	Fr.	HS	Raleigh, N.C.	Leesville Road HS
32	Clate Schmidt	RHP	R-R	6-2	205	Sr.	3VL	Acworth, Ga.	Allatoona HS
47	Alex Schnell	LHP	L-L	5-11	175	So.	1VL	Milton, Ga.	Milton HS
22	Wales Toney	RHP	L-R	6-3	210	*Jr.	1VL	Anderson, S.C.	T.L. Hanna HS
31	Andrew Towns	LHP	R-L	6-2	245	Jr.	JC	Nashville, Tenn.	Walters State CC
30	Hunter Van Horn	LHP	L-L	6-2	180	So.	1VL	Tampa, Fla.	Jesuit HS
46	Tom Walker	RHP	R-R	6-3	200	Fr.	HS	Pompano Beach, Fla.	Pine Crest School

* - spent one season as a redshirt player

PLAYERS BY STATE

SOUTH CAROLINA (17)

43	Patrick Andrews	Hilton Head Island
23	Charlie Barnes	Sumter
15	Glenn Batson	Greenville
51	Stokes Brownlee	St. George
10	K.J. Bryant	Taylors
6	Andrew Cox	Belton
3	Grant Cox	Simpsonville
16	Alex Eubanks	Moore
1	Maleeke Gibson	Sumter
9	Jordan Greene	Fort Mill
12	Robert Jolly	Myrtle Beach
48	Garrett Lovorn	Pendleton
20	Drew Moyer	Gilbert
11	Adam Renwick	Spartanburg
26	Reed Rohlfman	Moore
22	Wales Toney	Anderson
4	Eli White	Easley

GEORGIA (8)

28	Seth Beer	Suwanee
19	Brooks Crawford	Bishop
44	Ryley Gilliam	Kennesaw
42	Zach Goodman	Kennesaw
24	Jake Higginbotham	Hoschton
32	Clate Schmidt	Acworth
47	Alex Schnell	Milton
13	Drew Wharton	Suwanee

NORTH CAROLINA (5)

37	Alex Bostic	Matthews
29	Jackson Campana	Charlotte
39	Jonny Koletic	Matthews
45	Andrew Papp	Raleigh
8	Weston Wilson	High Point

FLORIDA (3)

25	Chris Okey	Mount Dora
30	Hunter Van Horn	Tampa
46	Tom Walker	Pompano Beach

CALIFORNIA (1)

27	Chris Williams	Garden Grove
----	----------------	--------------

MASSACHUSETTS (1)

17	Paul Campbell	Malden
----	---------------	--------

NEW YORK (1)

50	Mike Goren	Westbury
----	------------	----------

PENNSYLVANIA (1)

36	Pat Krall	Downingtown
----	-----------	-------------

TENNESSEE (1)

31	Andrew Towns	Nashville
----	--------------	-----------

VERMONT (1)

35	Mike Triller	Rutland
----	--------------	---------

VIRGINIA (1)

5	Chase Pinder	Poquoson
---	--------------	----------



2016 QUICK FACTS

GENERAL INFORMATION

Institution	Clemson University
Nickname	Tigers
Location	Clemson, S.C. 29633
Colors	Tiger Orange & Regalia
Founded	1889
Enrollment	21,957
President	Dr. James P. Clements (Maryland-Baltimore County '85)
Director of Athletics	Dan Radakovich (Indiana (Pa.) '80) Office Phone - 864-656-1935 Email - drad@clemsontigers.com
Conference (Division)	Atlantic Coast Conference (Atlantic Division)
Stadium (Capacity)	Doug Kingsmore Stadium (Natural Grass) (6,272)
Field Dimensions	LL - 310, LC - 360, C - 390, RC - 365, RL - 320
Press Box Phone Number	864-656-7731
Ticket Office Phone Number	864-656-2118 or 1-800-CLEMSON

BASEBALL STAFF

Head Coach	Monte Lee (College of Charleston '00)
Record at Clemson	0-0
Overall Record	276-145 (7 seasons) Office Phone - 864-656-1947
Best Time to Contact Lee	Weekday Mornings
Assistant Coach & Recruiting Coordinator	Bradley LeCroy (Clemson '01) Office Phone - 864-656-1950
Assistant Coach	Andrew See (Ohio '02) Office Phone - 864-656-1948
Volunteer Assistant Coach	Greg Starbuck (Winston-Salem State '91)
Student Assistant Coach	David Kopp (Sr. • Margate, Fla.)
Director of Baseball Operations	Brad Owens (Anderson (S.C.) '06) Office Phone - 864-656-1691 Email - owens4@clemsontigers.com
Associate Athletic Director/Administration	Kyle Young (Clemson '02) Office Phone - 864-656-1989 Email - kmyoung@clemsontigers.com
Administrative Coordinator	Roberta Balliet Office Phone - 864-656-1940 Email - rballiet@clemsontigers.com
Athletic Trainer	Travis Johnston (Clemson '01)
Graduate Athletic Trainer	Will Payne (Louisiana State '14)
Equipment Manager	Mike Wilson (Clemson '02)
Student Equipment Managers	Lukas Daniel (Sr. • Hemingway, S.C.) Ethan Forbes (Sr. • Manning, S.C.) Zach Leal (Sr. • Rancho Cucamonga, Calif.) Grant Youmans (Jr. • Estill, S.C.) Gage Branham (Fr. • Lugoff, S.C.)
Strength & Conditioning Coach	Rick Franzblau (Colgate '06)
Supervisor of Athletic Facilities	Robbie Phillips (Clemson '08)
Supervisor of Athletic Grounds	Mike Echols (Clemson '85)

ATHLETIC COMMUNICATIONS INFORMATION

Office Phone	864-656-2114
Mailing Address	P.O. Box 31; Clemson, S.C. 29633
Overnight Address	Jervy Athletic Center; 100 Perimeter Road; Clemson, S.C. 29633
Website	ClemsonTigers.com
Twitter & Instagram	@ClemsonBaseball
Assistant Athletic Director/Director of Athletic Communications	Joe Galbraith (Mississippi State '01) Office Phone - 864-656-9227 Cell Phone - 662-418-3970 Email - joegalb@clemsontigers.com
Assistant Athletic Director/Director of Football Communications	Tim Bourret (Notre Dame '77) Office Phone - 864-656-1926 Cell Phone - 864-356-3791 Email - btimoth@clemsontigers.com
Director of New Media	Jonathan Gantt (Middle Tennessee '08) Office Phone - 864-656-1626 Email - jdgantt@clemsontigers.com
Senior Associate Athletic Communications Director	Sam Blackman (Clemson '85) Office Phone - 864-656-1924 Email - blackmj@clemsontigers.com
Senior Associate Athletic Communications Director & Baseball Contact	Brian Hennessy (Clemson '98) Office Phone - 864-656-1921 Cell Phone - 864-986-9046 Email - bhenness@clemsontigers.com
Associate Athletic Communications Directors	Jeff Kallin (Clemson '07) Office Phone - 864-656-1920 Email - kallin@clemsontigers.com Libby Kehn (Clemson '02) Office Phone - 864-656-4218 Email - elizabk@clemsontigers.com Philip Sikes (Clemson '02) Office Phone - 864-656-1985 Email - philips@clemsontigers.com
Digital Media Coordinator	Nik Conklin (LIU Brooklyn '12) Office Phone - 864-656-2956 Email - nconkli@clemsontigers.com
Director of Broadcasting	Don Munson (Appalachian State '84) Office Phone - 864-656-1915 Email - wmunson@clemsontigers.com



DOUG KINGSMORE STADIUM HAS SERVED AS THE HOME OF CLEMSON BASEBALL SINCE 1970.

2016 TEAM INFORMATION

Lettermen Returning	24
Lettermen Lost	10
2015 Starting Position Players Returning (6)	Andrew Cox (1B), Chris Okey (C), Chase Pinder (2B), Reed Rohlman (LF), Eli White (SS), Weston Wilson (3B)
2015 Starting Position Players Lost (3)	Steven Duggar (RF), Tyler Krieger (DH), Tyler Slaton (CF)
2015 Starting Pitchers Returning (1)	Clate Schmidt (R)
2015 Starting Pitchers Lost (4)	Matthew Crownover (L), Zack Erwin (L), Brody Koerner (R), Jake Long (R)
2015 All-Americans Returning (2)	Chris Okey (R), Reed Rohlman (OF)
2015 All-Americans Lost (1)	Matthew Crownover (LHP)
2015 All-ACC Players Returning (3)	Chris Okey (C), Reed Rohlman (OF), Eli White (SS)
2015 All-ACC Players Lost (3)	Matthew Crownover (SP), Steven Duggar (OF), Tyler Krieger (DH/UT)

RETURNING LEADERS

Batting Average	Reed Rohlman (.356)
Games	Chris Okey, Reed Rohlman, Eli White (61)
Runs	Chris Okey (50)
Hits	Reed Rohlman (84)
Doubles	Reed Rohlman (17)
Triples	Eli White (3)
Home Runs	Chris Okey (12)
RBIs	Reed Rohlman (58)
Stolen Bases	Eli White (11)
ERA	Charlie Barnes (3.38)
Wins	Pat Krall, Clate Schmidt, Alex Schnell (2)
Appearances	Pat Krall (27)
Saves	Pat Krall (3)
Innings Pitched	Clate Schmidt (52.0)
Strikeouts	Pat Krall (38)

2015 REVIEW

Record	32-29 Overall, 16-14 Home, 12-9 Away, 4-6 Neutral
ACC Regular-Season Record (Finish)	16-13 (4th (Atlantic))
ACC Tournament Record (Finish)	1-2 (T-4th)
NCAA Tournament Record	0-2 in Fullerton (Calif.) Regional
Final Rankings	NR
Highest Rankings	No. 24 by Baseball America (Preseason)
Record vs. Top-25 Ranked Teams	8-5

2015 TOP-25 NCAA STAT RANKINGS

Team	Category	Stat	Rank
Clemson	Walks	274	18
Steven Duggar	Walks	54	T-5
Steven Duggar	Sacrifice Flies	8	T-10
Steven Duggar	BB/Game	0.89	13
Matthew Crownover	Wins	10	T-13
Matthew Crownover	H/9 IP	5.94	20
Zack Erwin	K/BB	5.75	21
Matthew Crownover	ERA	1.82	25



2016 OUTLOOK

A new era in Clemson baseball begins in 2016 with the hiring of head coach **Monte Lee** in the off-season. Lee served as head coach at College of Charleston from 2009-15 and amassed a 276-145 record in seven seasons, including NCAA Tournament appearances each of the last two years.

"I'm extremely excited to be a part of this program, with all its rich history and tradition," said Lee, a native of Lugoff, S.C. "I grew up watching baseball in this state and have followed the program for many years. It's an honor to be the leader of one of the top programs in the country."

The Tigers return many of their top hitters from 2015 and three All-ACC performers in the field. Assistant coach **Bradley LeCroy**, in his ninth season at Clemson, and first-year volunteer assistant coach **Greg Starbuck**, who served as an assistant at Elon the previous 17 seasons, will team up with Lee to coach the hitters and position players. Clemson batted .288 as a team in 2015 with a .376 on-base percentage and averaged 6.3 runs per contest, solid numbers the coaching staff can build upon.

"I have coached hitters for a long time and enjoyed coaching our tremendous group in the fall," stated Lee. "My philosophy is for our hitters to be aggressive at the plate and take command of the batter-pitcher matchup."

Assistant coach **Andrew See**, Duke's pitching coach from 2013-15, holds the same responsibility in his first year in Tigertown and is assisted by first-year student coach **David Kopp**, who was a righthander at Clemson from 2005-07.

See and Kopp will instruct a young pitching staff with little returning experience. Of the 549.0 innings pitched in 2015, only 34 percent of those innings pitched by Tigers return in 2016. Clemson also must replace 2015 ACC Pitcher-of-the-Year **Matthew Crownover**, who was 10-3 with a 1.82 ERA in 109.0 innings pitched as the Friday starter.

"One thing the fans should expect from the team is that our guys are going to compete as hard as they possibly can, pitch by pitch, inning by inning and game by game," stated Lee. "As long as we play as hard as we can for our fanbase, that is what they will see out of our team."

The 2016 schedule features 31 home contests and games at Fluor Field in Greenville, S.C., against South Carolina and Furman. Clemson opens 2016 with a three-game series against Maine, the first of seven straight home games to start the season. After playing 19 of its next 29 games away from home, the Tigers have a 13-



CLEMSON'S \$9 MILLION, STATE-OF-THE-ART PLAYER FACILITY AT DOUG KINGSMORE STADIUM WAS COMPLETED IN THE FALL.

game homestand from April to May before playing six of their final seven games on the road.

"Our schedule is one of the toughest in the country," added Lee. "We play in one of the most competitive leagues and also play a strong non-conference schedule. I'm looking forward to watching our players go up against some of the best teams in college baseball."

A major upgrade came to fruition during the offseason with the addition of the state-of-the-art player facility at Doug Kingsmore Stadium. The three-story "game-changer" features a new locker room, lounge, auditorium and coaches office among many other amenities.

CATCHERS

The unquestioned leader of the 2016 Tigers is junior catcher **Chris Okey** (Mount Dora, Fla.). He was a first-team All-American by NCBWA in 2015 thanks to hitting .315 with 16 doubles, 12 homers and 57 RBIs in starting all 61 games behind the plate. He later played for the USA Collegiate National Team for the second summer in a row. The 2016 preseason first-team All-American by Perfect Game also showed his defensive prowess a season ago by allowing just one passed ball in playing all but 15 innings behind the plate.

Sophomore **Robert Jolly** (Myrtle Beach, S.C.) is the other returning catcher with experience. As a freshman in 2015, he came on late in the season to become the primary DH. He batted .351 overall in 57 at-bats thanks to his ability to hit the ball to all fields.

Junior college transfer **Chris Williams** (Garden Grove, Calif.) has three years of eligibility remaining and impressed the coaches with his hitting ability in the fall. Williams was the conference MVP at Golden West College in 2015. The multi-talented player will also compete for the starting job at first base.

Freshman **Stokes Brownlee** (St. George, S.C.) was a three-sport standout at Dorchester Academy and will compete for innings behind the plate.

CATCHERS

#	Player	B-T	Cl.	BA	HR	RBI
51	Stokes Brownlee	R-R	Fr.	-----	--	--
12	Robert Jolly	L-R	So.	.351	0	8
25	Chris Okey	R-R	Jr.	.315	12	57
27	Chris Williams	R-R	So.	-----	--	--

Note: Stats are from the 2015 season.

INFIELDERS

The leader of the infielders is junior **Eli White** (Easley, S.C.), who blossomed in 2015 to become one of the ACC's best shortstops. He was the leadoff batter during the second half of the season and was drafted in the 37th round, but elected to return for his junior year. White earned Third-Team All-ACC honors in 2015 after hitting .297 with 44 runs and 11 steals. He also had a solid .966 fielding percentage in ACC regular-season games thanks in large part to his strong arm.

Junior **Weston Wilson** (High Point, N.C.) returns as one of the team's top power hitters. As the starting third-baseman in 2015, he batted .251 with five homers and 26 RBIs. The highlight of his season game against rival South Carolina when he hit two homers in Clemson's 11-4 victory on February 27. In 2016, Wilson is slated to move over to second base.

After playing sparingly as a freshman, sophomore **Adam Renwick** (Spartanburg, S.C.) took command of




CHRIS OKEY PLAYED WITH THE USA COLLEGIATE NATIONAL TEAM FOR THE SECOND SUMMER IN A ROW IN 2015.



ADAM RENWICK TOOK COMMAND OF THE STARTING SPOT AT THIRD BASE WITH AN OUTSTANDING FALL.

2016 OUTLOOK



REED ROHLMAN
LED THE 2015
TEAM IN BATTING
AVERAGE (.356)
AS A FRESHMAN.

the starting spot at third base in the fall as one of the team's best hitters. He only had 20 at-bats in 2015, seeing most of his action at second base.

Sophomore **Glenn Batson** (Greenville, S.C.) had just 73 at-bats in 2015, but showed his power potential with a key home run in a win at Virginia Tech. The two-time ACC Academic Honor Roll member will compete for innings at the corner infield positions.

Two freshmen, **Grant Cox** (Simpsonville, S.C.) and **Jordan Greene** (Fort Mill, S.C.), will also compete for innings in the infield. Cox, who was limited due to injury in the fall, will compete for a spot in the middle infield. He was rated as the No. 99 freshman in the nation in the preseason by Perfect Game. Greene is also a middle infielder who can also play in the outfield. He lettered four times at Charlotte Country Day School in North Carolina.

OUTFIELDERS

The outfield will see two or three new starters on opening day. Sophomore **Reed Rohlman** (Moore, S.C.) burst onto the scene in 2015 to earn third-team All-America honors as one of the best freshmen in the country. Rohlman led the team in batting average (.356), hits (84), doubles (17) and RBIs (58) as the left fielder. His role for the 2016 season is slated to be as a DH, outfielder and first-baseman.

Sophomore **Chase Pinder** (Poquoson, Va.) was the primary starter at second base in 2015 until his season ended in May due to a shoulder injury. With his speed, he will compete for the starting spot in center field. The All-ACC Academic selection batted .256 with three homers and 26 RBIs in 46 games in 2015.

Another sophomore, **Drew Wharton** (Suwanee, Ga.), is a leading contender to start at one of the corner outfield

INFELDERS

#	Player	B-T	Cl.	BA	HR	RBI
15	Glenn Batson	R-R	*So.	.219	1	14
28	Seth Beer	L-R	Fr.	----	--	--
29	Jackson Campana	R-R	*Jr.	----	--	--
6	Andrew Cox	L-L	*Jr.	.237	0	9
3	Grant Cox	R-R	Fr.	----	--	--
19	Brooks Crawford	R-R	Fr.	----	--	--
9	Jordan Greene	R-R	Fr.	----	--	--
5	Chase Pinder	R-R	So.	.256	3	26
11	Adam Renwick	R-R	So.	.200	0	1
26	Reed Rohlman	L-L	*So.	.356	3	58
4	Eli White	R-R	Jr.	.297	4	29
8	Weston Wilson	R-R	Jr.	.251	5	26
13	Drew Wharton	R-R	So.	.281	0	8
27	Chris Williams	R-R	So.	----	--	--

* - spent one season as a redshirt player; Note: Stats are from the 2015 season.

positions and first base. Wharton, one of the team's top contributors off the bench in 2015, batted .281 overall, but was 6-for-12 (.500) in ACC regular-season games.


Junior **Andrew Cox** (Belton, S.C.) was the team's predominant starter at first base in 2015. He showed his ability defensively at first base, but will also be utilized as an outfielder in 2016.

Mike Triller (Rutland, Vt.), who graduated December 17 with a degree in management, is a veteran outfielder who is one of the hardest-working players on the team. He is a career .250 hitter in 59 games.

Junior **Maleeke Gibson** (Sumter, S.C.) is another veteran who will compete for innings in the outfield. Gibson, one of the team's fastest baserunners, has played 50 games over two active seasons.


K.J. Bryant (Taylors, S.C.) showed flashes of his potential during fall practice. The redshirt freshman will compete for a starting spot in the outfield in 2016.

Seth Beer (Suwanee, Ga.) joined the team in January as an early enrollee, Clemson's first since Kyle Parker in 2008. Beer, who will compete for a starting outfield spot as a freshman along with playing first base, was rated as the No. 2 overall player in the nation by Perfect Game.



CLATE SCHMIDT IS
CLEMSON'S MOST
EXPERIENCED
PITCHER WITH
173.2 INNINGS
PITCHED IN HIS
CAREER.

CHARLIE
BARNES
HAD A 3.38
ERA AS A
FRESHMAN
IN 2015.



PITCHERS

Clemson's young pitching staff will rely on the most experienced returner, senior righty **Clate Schmidt** (Acworth, Ga.). He has pitched 173.2 innings in his career, 101.2 more than any other returning Tiger, and will compete for a starting weekend spot. He was one of nine recipients of the Pete Frates/Tom Walter Award, given to inspirational figures, in January. He was diagnosed with nodular sclerosing Hodgkin's lymphoma in May. After chemotherapy, he became cancer free in July.

Sophomore lefthander **Charlie Barnes** (Sumter, S.C.) had a 3.38 ERA with 23 strikeouts against only eight walks in 24.0 innings pitched over 12 appearances (two starts) in 2015. He will compete for a spot in the weekend rotation thanks to his ability to change speed and keep hitters off-balance.

Graduate righty **Patrick Andrews** (Hilton Head Island, S.C.) has battled devastating injuries the past two seasons, but is slated to regain his form from 2013 when he was one of the team's best relievers. The hard thrower and team leader is a four-time ACC Academic Honor Roll member and will compete for innings out of the bullpen.

Another veteran righthander, sophomore **Drew Moyer** (Gilbert, S.C.), saw his 2015 season cut short due to injury. He was one of Clemson's top relievers in 2014 when he was 5-1 with a 3.46 ERA and will prop up the bullpen if healthy in 2016.

Junior lefty **Alex Bostic** (Matthews, N.C.) is the staff's top prospect with his hard fastball and sharp breaking ball. He will compete for the closer role after pitching just 12.0 innings in 2015.

Paul Campbell (Malden, Mass.), a sophomore right-hander, showed flashes of his potential in 2015 with one of the team's hardest fastballs. He had 24 strikeouts against only nine walks as a freshman.

Junior lefthander **Pat Krall** (Downingtown, Pa.) was a dependable reliever in 2015. He had a 4.03 ERA in a team-high 27 appearances and added 38 strikeouts against only 11 walks.

Jackson Campana (Charlotte, N.C.) has been riddled with injuries, but looks to return to full strength in 2016. He has been primarily a righthander for the Tigers, but will see more time at first base with his power.

Junior righty **Garrett Lovorn** (Pendleton, S.C.) was a long reliever each of the last two seasons and will provide the same role in 2016.

Alex Schnell (Milton, Ga.) and **Hunter Van Horn** (Tampa, Fla.) are sophomore lefthanders who will compete for

OUTFIELDERS

#	Player	B-T	Cl.	BA	HR	RBI
28	Seth Beer	L-R	Fr.	----	--	--
10	K.J. Bryant	R-R	*Fr.	----	--	--
6	Andrew Cox	L-L	*Jr.	.237	0	9
1	Maleeke Gibson	L-L	*Jr.	.000	0	0
9	Jordan Greene	R-R	Fr.	----	--	--
5	Chase Pinder	R-R	So.	.256	3	26
26	Reed Rohlman	L-L	*So.	.356	3	58
35	Mike Triller	L-R	*Gr.	.118	0	0
13	Drew Wharton	R-R	So.	.281	0	8

* - spent one season as a redshirt player; Note: Stats are from the 2015 season.

2016 OUTLOOK

PITCHERS

#	Player	T	Cl.	ERA	W-L	SV	IP
43	Patrick Andrews	R	*Gr.	----	----	----	----
23	Charlie Barnes	L	So.	3.38	1-2	0	24.0
37	Alex Bostic	L	Jr.	5.25	0-2	0	12.0
29	Jackson Campana	R	*Jr.	----	----	----	----
17	Paul Campbell	R	So.	7.40	0-2	1	20.2
19	Brooks Crawford	R	Fr.	----	----	----	----
16	Alex Eubanks	R	*Fr.	----	----	----	----
44	Ryley Gilliam	R	Fr.	----	----	----	----
42	Zach Goodman	R	Fr.	----	----	----	----
50	Mike Goren	R	*Fr.	----	----	----	----
24	Jake Higginbotham	L	Fr.	----	----	----	----
39	Jonny Koletic	R	Fr.	----	----	----	----
36	Pat Krall	L	Jr.	4.03	2-4	3	38.0
48	Garrett Lovorn	R	*Jr.	----	----	----	----
20	Drew Moyer	R	*So.	1.74	1-0	2	10.1
45	Andrew Papp	R	Fr.	----	----	----	----
32	Clate Schmidt	R	Sr.	4.67	2-3	0	52.0
47	Alex Schnell	L	So.	8.41	2-0	1	20.1
22	Wales Toney	R	*Jr.	----	----	----	----
31	Andrew Towns	L	Jr.	----	----	----	----
30	Hunter Van Horn	L	So.	6.14	0-0	0	7.1
46	Tom Walker	R	Fr.	----	----	----	----

* - spent one season as a redshirt player; Note: Stats are from the 2015 season.


innings out of the bullpen. Schnell was 2-0 in 11 relief appearances in 2015 and earned the save against South Carolina on February 27. Van Horn pitched 7.1 innings over 10 relief appearances and had seven strikeouts in 2015.

Junior righthander **Wales Toney** (Anderson, S.C.) has seen limited action due to injury and did not pitch in 2015.

Alex Eubanks (Moore, S.C.) and **Mike Goren** (Westbury, N.Y.) are redshirt freshman righthanders who will add depth to the bullpen. Eubanks had a strong summer in the Coastal Plain League, while Goren was effective in limited action in the New England Collegiate Baseball League in 2015.

See has eight newcomers on the pitching staff, including 27th-round draft pick **Jake Higginbotham** (Hoschton, Ga.). The lefthander will compete for a starting role and is the No. 58 freshman in the nation by Perfect Game.

Another freshman, **Brooks Crawford** (Bishop, Ga.), will vie for a starting role on the mound. He was the AAA state player-of-the-year as a senior at Oconee County High School and also has the ability to hit for power.



(LEFT TO RIGHT) GREG STARBUCK, BRADLEY LeCROY, MONTE LEE AND ANDREW SEE LEAD THE 2016 TEAM.

Junior lefthander **Andrew Towns** (Nashville, Tenn.) will provide depth in the Tiger bullpen in 2016 after pitching at Walters State Community College the past two seasons.

Five more freshmen, **Ryley Gilliam** (Kennesaw, Ga.), **Zach Goodman** (Kennesaw, Ga.), **Jonny Koletic** (Matthews, N.C.), **Andrew Papp** (Raleigh, N.C.) and **Tom**

Walker (Pompano Beach, Fla.), will look to play early as righthanders.

Gilliam is the No. 94 freshman in the nation by Perfect Game and earned Cobb County Pitcher-of-the-Year honors as a junior at Kennesaw Mountain High School, where his high school teammate, Goodman, excelled. Koletic, Papp and Walker also had standout high school careers.

2016 PRESEASON POLLS

BASEBALL AMERICA

Rk	School	2015 W-L	*Rk
1.	Florida	52-18	3
2.	Louisville	47-18	10
3.	Texas A&M	50-14	13
4.	Virginia	44-24	1
5.	Oregon State	39-18-1	---
6.	Miami (Fla.)	50-17	6
7.	Vanderbilt	51-21	2
8.	California	36-21	22
9.	Oklahoma State	38-20	19
10.	UCLA	45-16	7
11.	Louisiana State	54-12	5
12.	Houston	43-20	18
13.	Louisiana-Lafayette	42-23	16
14.	Oregon	38-25	---
15.	Michigan	39-25	---
16.	Southern California	39-21	20
17.	Florida State	44-21	15
18.	TCU	51-15	4
19.	NC State	36-23	---
20.	Mississippi State	24-30	---
21.	Oklahoma	34-27	---
22.	Cal State Fullerton	39-25	9
23.	Coastal Carolina	39-21	---
24.	Mississippi	30-28	---
25.	Kentucky	30-25	---

* - final ranking of 2015

COLLEGIATE BASEBALL

Rk	School	2015 W-L	Pts	*Rk
1.	Florida	52-18	495	3
2.	Louisville	47-18	492	10
3.	Vanderbilt	51-21	489	2
4.	Miami (Fla.)	50-17	487	6
5.	Texas A&M	50-14	484	11
6.	Louisiana-Lafayette	42-23	483	16
7.	Louisiana State	54-12	481	5
8.	Oregon State	39-18-1	480	18
9.	Virginia	44-24	475	1
10.	UCLA	45-16	473	17
11.	Mississippi State	24-30	469	---
12.	Cal State Fullerton	39-25	467	8
13.	California	36-21	466	23
14.	Oregon	38-25	463	---
15.	TCU	51-15	461	4
16.	Florida State	44-21	460	12
17.	Missouri State	49-12	457	13
18.	Houston	43-20	455	---
19.	Tulane	35-25	453	---
20.	Rice	37-22	451	---
21.	Georgia Tech	32-23	449	---
22.	North Carolina	34-24	446	---
23.	Michigan	39-25	444	---
24.	Arkansas	40-25	443	7
25.	Oklahoma State	38-20	438	19

* - final ranking of 2015

USA TODAY

Rk	School	2015 W-L	Pts	*Rk
1.	Florida (21)	52-18	758	3
2.	Louisville (2)	47-18	709	9
3.	Vanderbilt (3)	51-21	698	2
4.	Texas A&M (1)	50-14	638	10
5.	Louisiana State (1)	54-12	627	5
6.	Miami (Fla.)	50-17	597	6
7.	Virginia (3)	44-24	538	1
8.	Oregon State	39-18-1	511	25
9.	UCLA	45-16	497	15
10.	Oklahoma State	38-20	394	18
11.	TCU	51-15	380	4
12.	California	36-21	364	---
13.	Louisiana-Lafayette	42-23	346	16
14.	Florida State	44-21	298	13
15.	Oregon	38-25	285	---
16.	Cal State Fullerton	39-25	273	7
17.	Mississippi State	24-30	255	---
18.	Houston	43-20	253	23
19.	NC State	36-23	250	---
20.	North Carolina	34-24	200	---
	Southern California	39-21	200	22
22.	Arkansas	40-25	156	8
23.	South Carolina	32-25	116	---
24.	Rice	37-22	95	---
25.	Missouri State	49-12	88	12

* - final ranking of 2015

GLOSSARY

ADKINS, RUSTY

Former Clemson great and infielder Rusty Adkins had his jersey retired and was inducted into the Clemson Baseball Ring of Honor during ceremonies prior to the Florida State game on April 24, 1998. Adkins is the only three-time All-American in Tiger baseball history, as he wore #3 from 1965-67.

Adkins hit safely in 41 consecutive games over two seasons, still tied for the seventh-longest streak in NCAA history and longest in both ACC and Tiger history. He had to go to his last at-bat to get a hit just three times. In 23 of the games, he had at least two hits. He was 74-for-169 (.438) during the streak that lasted from April 10, 1965 to May 17, 1966.

The versatile player of the wooden-bat era hit .444 as a sophomore, a record (minimum 100 at-bats) that lasted until 2002, when national player-of-the-year Khalil Greene batted .470. Adkins hit .379 in his career, an ACC record for the wooden-bat era. He earned his degree from Clemson in industrial management in 1967 and later earned a master's degree from the Clemson-Furman MBA program in 1972. He is also a member of the state of South Carolina Athletic Hall of Fame.

In 2002, he was named to the ACC's 50-Year Anniversary team, the second-oldest Clemson athlete in any sport selected. Citing his age is a compliment to Adkins, as it shows how his accomplishments have stood the test of time.

LONGEST DIVISION I HITTING STREAKS

Rk	Player	School	Year(s)	HS
1.	Robin Ventura	Oklahoma State	1987	58
2.	Garrett Wittels	Florida International	2010	56
3.	Phil Stephenson	Wichita State	1981	47
	Kenton Parmley	Southeast Missouri State	2011-12	47
5.	Roger Schmuck	Arizona State	1971	45
6.	Chuck Abbott	Austin Peay	1996	42
7.	Rusty Adkins	Clemson	1965-66	41
	Todd Nace	Southern Mississippi	1989-90	41
	Michael Campo	Penn State	2000	41
	Jared Berggren	Northern Colorado	2010	41

ALL-STAR GAME MVP

The most impressive performance in a professional league all-star game in any sport by a former Tiger athlete was achieved on July 8, 1958. Pitching in his home stadium in Baltimore for the American League, former Tiger Billy O'Dell faced nine National League batters and retired all nine over the last three innings, helping the American League to a 4-3 win.

The list of players O'Dell retired included five future hall of fame players, Willie Mays, Stan Musial, Hank Aaron, Ernie Banks and Bill Mazeroski. He struck out two and allowed just one ball hit out of the infield. While Major League Baseball does not recognize an All-Star Game MVP until 1962, O'Dell was presented an MVP trophy that was sponsored by a local newspaper.

O'Dell pitched 13 years (1954,56-67) in the majors. His best year was in 1962 when he had a 19-14 record, 195 strikeouts and 20 complete games for the San Francisco Giants. Only Warren Spahn had more complete games among National Leaguers. O'Dell was also fifth in the National League in strikeouts. Three of the four pitchers ahead of him were Sandy Koufax, Don Drysdale and Bob Gibson.

O'Dell started game-one of the 1962 World Series against the Yankees and Whitey Ford. He lost that game, but he did record a save in game-four.

BATTERS O'DELL RETIRED IN THE 1958 ALL-STAR GAME

Player	Play
Johnny Logan	L-9
Willie Mays	6-3
Lee Walls	4-3
Stan Musial	6-3
Hank Aaron	6-3
Ernie Banks	K
Frank Thomas	P-2
Bill Mazeroski	K
Del Crandall	P-4

ATTENDANCE

Clemson has been outstanding at Doug Kingsmore Stadium in terms of its record. Since it opened in 1970, the Tigers are 369-114 in ACC regular-season games, a 76.4 winning percentage, and 1108-299 overall, a 78.7 winning percentage. That is 1,407 games played at Doug Kingsmore Stadium entering the 2016 season.

The success can be attributed in part to the tremendous fan support from Tiger faithful. Clemson has finished each of the last 22 seasons in the top 20 in the nation in average attendance. That includes top-10 finishes each of the last 14 seasons. Clemson was No. 9 in the nation in 2015 with an average of 4,251 fans for its 28 home dates.

The Tiger single-game attendance record was set on Sunday, March 7, 2004 against No. 5 South Carolina. The attendance on that afternoon was 6,480.

To order season tickets, which includes a reserved seat and the right to reserve the seat if the Tigers host an NCAA Regional, call 1-800-CLEMSON or log on to ClemsonTigers.com.



A TIGER TRADITION SINCE THE EARLY 2000s, DANNY CANNON SINGS, "TAKE ME OUT TO THE BALLGAME," DURING THE SEVENTH-INNING STRETCH FROM HIS CUSTOMARY PERCH AT DOUG KINGSMORE STADIUM.

BOB BRADLEY AWARD

For the 16th year in a row, the Tiger MVP of the 2016 Clemson-South Carolina series receives the Bob Bradley Award. South Carolina's top player is presented the Tom Price Award. The presentation is made after the final regular-season game between the two rivals.

Both Bradley and Price had a tremendous positive influence on the baseball programs at Clemson and South Carolina as the school's sports information directors. Bradley passed away on Oct. 30, 2000. He served as the Tigers' baseball athletic communications director for 45 years and still served as Clemson's official scorer for most of the 2000 season. He also was inducted into Clemson's prestigious Ring of Honor in 2005. Price passed away on Feb. 1, 2008 at the age of 81 after 45 years of service to the Gamecock program.

The 2015 Bob Bradley Award winner was junior righthander Brody Koerner, who pitched a four-hit shutout in the final game of the series.

BOB BRADLEY AWARD & TOM PRICE AWARD WINNERS

Year	Bob Bradley Award	Tom Price Award
2001	Jeff Baker, 3B	Drew Meyer, SS
2002	Michael Johnson, 1B	Yaron Peters, 1B
2003	Michael Johnson, 1B	Aaron Rawl, RHP
2004	Herman Demmink, 2B	Steve Pearce, 3B
2005	Tyler Colvin, OF	Steve Pearce, 3B
2006	Daniel Moskos, LHP	Neil Giesler, 1B
2007	Wilson Boyd, OF	Justin Smoak, 1B
2008	Wilson Boyd, OF	Nick Godwin, RHP
2009	Kyle Parker, OF	DeAngelo Mack, OF
2010	Chris Epps, OF	Jackie Bradley Jr., OF
2011	Spencer Kieboom, C	Jake Williams, DH
2012	Richie Shaffer, 3B	Adam Matthews, OF
2013	Clate Schmidt, RHP	Jordan Montgomery, LHP
2014	Tyler Slaton, OF	Grayson Greiner, C
2015	Brody Koerner, RHP	Jack Wynkoop, LHP

BUSH, GEORGE

Not the 43rd United States President, but the 41st President played baseball against Clemson. During the 1947 NCAA Tournament, the Tigers traveled to Yale for an Elite Eight game against the Bulldogs and first-baseman George Bush. Bush went 1-for-4 that day in helping Yale to a 7-3 victory, allowing the Bulldogs to advance to the College World Series (then only four teams). It ended Clemson's Southern Conference championship season at 24-5. Years later when he came to Clemson to speak, sports information director Bob Bradley presented Bush with a laminated and framed copy of the scorebook from that game.

CANNON, DANNY

A popular Clemson baseball tradition that began in the late 1990s was the singing of "Take Me Out to the Ballgame" during the "Seventh-Inning Stretch." The singer of this popular baseball tune is Danny Cannon, Clemson's version of Harry Caray.

Cannon is a fan-favorite who works in many capacities at Clemson. By day, he is an assistant manager for day-to-day operations in the Tigers' athletic facilities, a job he has held for 22 years. He lends a helping hand in whatever needs to be done.

After the 60-year-old, die-hard Tiger fan preps the stadium for gameday, he boisterously cheers on Clemson from his perch above the first-base dugout during the game. However, his highlight of each game is when he grabs the microphone and gives it his all for his unique rendition of "Take Me Out to the Ballgame."

Cannon, who is retired from the Army after driving tanks among other duties for 20 years, then resumes his cleanup role after each game. He stays long after each fan has gone home to ensure that Doug Kingsmore Stadium is ready for Clemson's next home game.

CHAPMAN, TOMMY

Atlanta resident Thomas F. Chapman, retired chairman and CEO of Equifax, Inc., gave Clemson University \$2 million to form a leadership program in the College of Business & Behavioral Science and to expand and enhance Doug Kingsmore Stadium.

One-million dollars of the gift supports the Thomas F. Chapman Leadership Scholars Program and \$1 million was used to build the Thomas F. Chapman Grandstands, adding 1,000 seats to Clemson's baseball stadium.

As a student-athlete, Chapman received an IPTAY scholarship that funded his Clemson education.

"I believe in paying back what is given to you," he said. "My athletic scholarship provided me an outstanding college experience and a future career in professional baseball upon graduation, as well as a quality education."

Chapman graduated from Clemson with an economics degree in 1965. He was a two-time All-ACC pitcher, including a first-team pick in 1965 when he led the ACC in strikeouts (100). In his three years at Clemson, he was 12-7 with a 3.12 ERA.

Upon graduation, he became the first Tiger to be selected in the major league draft when he was taken by the Philadelphia Phillies in 1965. He played professional baseball until April 1968, when he was called to active military service.

Additional seating at Doug Kingsmore Stadium was the top need for students and season ticketholders. The Thomas F. Chapman Grandstands, completed prior to the 2010 season, has added 500 seats for students. An additional 500 grandstand seats are available for season ticketholders.

CONFERENCE

Clemson is a member of the Atlantic Coast Conference. The Tigers were charter members of the league, which started in the 1953-54 academic year. Prior to that year, Clemson was in the Southern Conference from 1921-53. Clemson was in the Southern Intercollegiate Athletic Association before then and has been a charter member of every conference with which it has been affiliated.



GLOSSARY



JOHN HEISMAN SERVED AS CLEMSON'S BASEBALL COACH FOR THREE YEARS (1901-03).

Clemson has won the ACC regular-season title 21 times in 62 years, more than any other school. The Tigers have also won nine tourney titles, tied with Georgia Tech for the most championships, and have been to the finals 21 times, also a league-high. Overall, Clemson has been the declared ACC Champion 14 times, again more than any other school.

Competition in the ACC took a step up in 2005, when Miami (Fla.) and Virginia Tech were added to the conference. Then in 2006, Boston College joined the league as the 12th member.

Pittsburgh and Syracuse joined the ACC for the 2014 season, but Syracuse does not field baseball as a Division I sport. Maryland decided to leave the ACC in 2014, while Louisville took its place for its first baseball season in 2015. Notre Dame also joined the ACC for all sports except football in the 2013-14 academic year, meaning the ACC fields 14 baseball teams.

In 2016, ACC members are still playing 30 league games, meaning each of the 14 teams do not play three other teams during the regular season. The Tigers do not face North Carolina, Virginia and Virginia Tech during the regular season.

EZELL, DOC

Doc Ezell threw the first no-hitter in Clemson history when he no-hit Erskine on April 15, 1913. The contest was played on Bowman Field, the field in front of Tillman Hall in the heart of campus. He faced just 28 batters and struck out 12. Not only did he throw a no-hitter, he also belted a home run in the seventh inning. He is the only Tiger to throw a no-hitter and hit a home run in the same game.

One of the odd facts in Tiger history involves Erskine. Clemson's first no-hitter was thrown against the Flying Fleet and the first no-hitter against Clemson was thrown by Erskine.

GUYON, JOE

Joe Guyon was a Native American who attended Carlisle Indian School (1912,13) and was a teammate of the great Jim Thorpe. Guyon also played two years on the gridiron under head coach John Heisman at Georgia Tech and played on the 1917 national championship team.

Guyon had the distinction of playing both professional football and baseball, and he was also named to the National Football Foundation Hall of Fame and the NFL Hall of Fame. An injury in baseball ended his playing career. From 1928-31, Guyon was Clemson's head baseball coach. He had a 42-36-3 (.537) record in four seasons in Tigertown.

HEISMAN, JOHN

The man whose name is most recognized with college football holds a unique distinction at Clemson. Many people know that he was the head football coach for four seasons at Clemson, posting a 19-3-1 (.848) record, still the best winning percentage in Tiger history.

But he also served as the head baseball coach at Clemson between the 1901-03 seasons. Heisman, who was Clemson's

second baseball coach, had a record of 28-6-1 (.814). It still holds today as the best winning percentage in Tiger history. Thus, he has the winning-percentage mark in both baseball and football at Clemson.

In late 1903, Georgia Tech, who had suffered a 73-0 loss to Heisman's gridders that same season, offered the young coach \$2,250 plus 30 percent of the net gate to coach football. Unfortunately for Clemson, he accepted.

HOWARD, FRANK

Frank Howard is synonymous with Clemson football. But most people do not know that Howard was Clemson's baseball coach in 1943 and did quite well. He led the Tigers to a 12-3 record. The 80.0 winning percentage is one of the highest by any coach in Clemson baseball history.

The native of Barlow Bend, Ala., won 165 football games in 30 seasons at Clemson and was inducted into the College Football Hall of Fame in 1989. He served Clemson for 65 years, including as the track coach from 1931-39 and athletic director from 1940-71, all the while being the school's best-known ambassador.

Howard died at the age of 86 on Jan. 26, 1996. His ability to "bring the house down" when he spoke with his homespun oratory will forever be remembered by players, coaches, sportswriters and fans alike.

IPTAY

IPTAY, started in 1934, originally standing for "I Pay Ten a Year", has a mission of supporting student-athletes of Clemson University. While the contribution levels have changed, the mission of IPTAY is still the same. These funds have a primary purpose of funding student-athlete scholarships for all varsity sports at the highest amounts allowed by the NCAA. IPTAY funds, along with leadership gifts from individual donors, have been instrumental in bringing facility projects, such as the Thomas F. Chapman Grandstands and new player facility at Doug Kingsmore Stadium, to fruition.

Call 864-656-2115 to reach the IPTAY office, located at the northwest corner of Memorial Stadium.

LEGEND OF CLEMSON BASEBALL

For 36 seasons (1958-93), Bill Wilhelm led the Tiger program to 1,161 wins, making him the fifth-winningest coach in Division I history at the time of his retirement. But perhaps the most amazing stat of all is that Wilhelm never had a losing season.

Wilhelm's coaching career spanned nine United States presidents, from Dwight Eisenhower to Bill Clinton. He coached 100 players who signed professional contracts, 20 All-Americans and 88 First-Team All-ACC players.

He coached Tiger teams to six College World Series and 11 ACC titles. No other ACC baseball coach has more than six titles.

Wilhelm passed away at the age of 81 on Dec. 24, 2010 in Seneca, S.C., after a lengthy illness. Up until his passing, he still came to most of the home games. Believe us, there was nothing like watching a baseball game with Wilhelm. It was like going to Fenway Park or Wrigley Field.

For his career achievements, he was inducted into the National College Baseball Hall of Fame in 2011. He became the first person associated with Clemson to be inducted into the Hall of Fame in Lubbock, Texas, which inducted its first class in 2006.

For more on the career of the legendary coach, see page 156.

RALEIGH, N.C.

This ACC city has been the site of two of Clemson's most bizarre wins and one of the best individual performances in history. On April 7, 1979, Clemson scored 18 runs in the top of the ninth inning and defeated NC State 41-9. The 41 runs remain the most by one team in a game in ACC history.

Tiger Hall of Famer Neil Simons led the attack with three homers and a school-record-tying 10 RBIs. He hit a grand slam in the 18-run ninth inning. Robert Bonnette and Tony Masone each had five hits to pace the 27-hit attack. Every Tiger in the batting order had at least one hit, one run and one RBI. In fact, eight had at least three runs and seven had at least three RBIs.

Sixteen years and one week later (April 14, 1995), Clemson scored 11 runs in the top of the ninth inning and went on to a 17-15 win at NC State in extra innings. It is the greatest deficit overcome to gain victory in Tiger history. Clemson trailed 15-4 entering the top of the ninth inning, then scored the 11 runs to tie the score, even after the leadoff batter was retired. Clemson scored two runs in the 10th inning to gain victory. Future major leaguers Shane Monahan (three-run homer) and Matthew LeCroy (four RBIs) provided the big hits in the ninth inning. Another future major leaguer, Scott Winchester, earned the victory.

Ten years and nine days later (April 23, 2005), freshman second-baseman Taylor Harbin had one of the best games by a Tiger in history. Against the Wolfpack in Raleigh, he went 5-for-5 with three home runs, eight RBIs and five runs to lead the Tigers to a 16-9 victory. The three home runs came on consecutive pitches over three at-bats. Harbin became the fifth Tiger to hit three homers in an ACC game. Three of Clemson's six occurrences have taken place at NC State's Doak Field.

Harbin added a triple and single, as he only lacked a double for the cycle. Ironically, he led the ACC in doubles in 2005. The three homers tied a school record, while his 16 total bases broke the Tiger record of 15 that was established in 1951.

REGIONAL HOSTS

The 2011 season marked the 13th time in history that Clemson hosted an NCAA Regional at Doug Kingsmore Stadium. The Tigers have a 43-11 record in NCAA Tournament games at home,



BILL WILHELM HAD 1,161 WINS IN 36 YEARS (1958-93) AS HEAD COACH AT CLEMSON.



GLOSSARY

including 38 wins in the last 45 games. One of the losses during that span came against Southern California, who defeated the Tigers 8-5 on May 23, 1998. That Trojan team went on to win the national title.

The Tigers, who have hosted four NCAA Super Regionals, first hosted an NCAA Regional in 1980. The Tigers swept through three games that year, including a 17-12 win over South Carolina that clinched Clemson's trip to Omaha.

The Tigers have celebrated a trip to Omaha by winning a regional or super regional on their home field seven times, including each of the last six times they have advanced to the College World Series.

Clemson played an NCAA Tournament "play-in" game at the end of the 1954 season, but the official NCAA recordbook does not consider that to be an NCAA Tournament game. That year, Clemson lost to Virginia Tech 11-10 in a game at Clemson, then traveled to Blacksburg two days later and lost 7-1.

CLEMSON'S HOME NCAA TOURNAMENTS SINCE 1994 (40-9)

Year	Teams	NCAA Tournament	W-L	Attendance
1994	6	Regional	2-2	20,708
1995	6	Regional	4-0	25,600
1996	6	Regional	4-0	20,797
1998	6	Regional	1-2	19,022
2000	4	Regional	3-0	15,770
	2	Super Regional	2-0	12,700
2001	4	Regional	3-0	16,256
2002	4	Regional	3-0	18,435
	2	Super Regional	2-1	15,953
2005	4	Regional	3-0	21,485
2006	4	Regional	3-0	26,287
	2	Super Regional	2-0	11,234
2009	4	Regional	4-1	30,073
2010	2	Super Regional	2-1	17,620
2011	4	Regional	2-2	28,123

QUICKEST TO THE MAJORS

A total of 53 former Tigers have played in a major league game, but no Tiger has gone from his last game in a Clemson uniform to playing in a major league game quicker than lefthander Billy O'Dell.

The All-American had an 8-3 record, an 0.79 ERA and 111 strikeouts in 91.1 innings pitched over 14 games (11 starts) in 1954. Clemson's last game of his final season came on May 24, 1954, and just 27 days later, he played in a game with the Baltimore Orioles.

The only four Tigers to play in a college and major league game in the same calendar year were Flint Rhem (1926), O'Dell, Ty Cline (1960) and Denny Walling (1975).

FEWEST DAYS FROM CLEMSON TO THE MAJOR LEAGUES

Rk	Player	Pos.	*Last CU Game	MLB Debut	Days
1.	Billy O'Dell	P	5-24-1954	6-20-1954	27
2.	Denny Walling	OF	5-24-1975	9-7-1975	106
3.	Flint Rhem	P	5-7-1926	9-7-1926	123
4.	Ty Cline	OF	5-14-1960	9-14-1960	123
5.	John McMakin	P	5-11-1901	4-19-1902	343
6.	Khalil Greene	SS	6-21-2002	9-3-2003	439
7.	Harold Stowe	P	6-15-1959	9-30-1960	473
8.	Brian Barnes	P	5-28-1989	9-14-1990	474

* - Clemson's last game of the season

SCORING IN EVERY INNING

One of the most difficult team accomplishments in baseball is to score a run in every inning. It has happened just six times in Tiger history. Only once was Clemson the visiting team in a nine-inning game so that it scored in nine different innings.

The first time it happened was at Clemson on May 16, 1950, when the Tigers beat South Carolina 18-9 in a nine-inning game. Clemson actually scored five runs in the second, one run in the fourth and exactly two runs in the other six innings. The Tigers accomplished the feat in a 26-0 win over South Carolina in 1960 at Clemson and in a 15-4 victory over Buffalo in 1969 at Clemson. Both of those games were seven-inning contests.

The only time Clemson accomplished the feat over nine innings in a road game took place on March 19, 1974 in a 24-2 win at Florida. That was an odd linescore, as Clemson scored seven runs in the fifth inning, 10 runs in the seventh inning and exactly one run in the other seven innings.

Clemson again accomplished the feat at Duke on April 9, 1988 in a 10-3 win in seven innings. The last time the Tigers scored in every inning was against Davidson on May 17, 2011 in Clemson's 19-0 win. However, that contest will be remembered more for the rain-delay antics of the two teams, which became a YouTube sensation.


SCORING IN EVERY INNING

Date	Opponent	Inn.	W-L	Score
5-15-1950	South Carolina	9	W	18-9
4-25-1960	South Carolina	7	W	26-0
3-29-1969	Buffalo	7	W	15-4
3-19-1974	at Florida	9	W	24-2
4-9-1988	at Duke	7	W	10-3
5-17-2011	Davidson	9	W	19-0

Note: Home games in **bold**.

TWO-SPORT TIGERS

Most Tiger fans are aware of Kyle Parker's prowess in two sports at Clemson. On the diamond, Parker was a First-Team All-ACC



IT ONLY TOOK
106 DAYS FOR
DENNY WALLING
TO PLAY IN HIS
FIRST MAJOR
LEAGUE GAME
AFTER PLAYING
HIS FINAL GAME
AS A TIGER.

player in 2008 when he should have been a senior in high school. He also reached 25 career home runs in 103 games, quicker than any other Tiger in history. As a redshirt freshman on the gridiron in 2009, he quarterbacked Clemson to nine wins and was a second-team freshman All-American thanks to passing for 2,526 yards and 20 touchdowns.

He then accomplished his most remarkable accomplishment during the 2010 baseball season when he slugged 20 home runs, becoming the first Division I athlete in history to total 20 passing touchdowns and 20 homers in the same academic year. Parker made his major league debut with the Colorado Rockies in 2014.

But Parker is not the only Tiger baseball player who has experienced success in two sports in recent history. And two have even been placekickers. Matt Padgett (1996-98) was a career .318 hitter with 28 homers and 137 RBIs in 167 games, and he was also Clemson's starting placekicker in 1996. Jeff Sauve (1992-95) was a standout reliever who had an 18-7 record and 4.09 ERA in 204.2 innings pitched in his career. He was also the starting placekicker in 1995 when he was 15-20 on field goals.


Dexter McCleon (1993,94), Andre Humphrey (1994), Joe Don Reames (1999), C.J. Gaddis (2004) and D.J. Reader (2013) are five more Tigers who donned two different uniforms in recent years. McCleon played 90 games over two baseball seasons and helped quarterback the Tigers to a nine-win campaign in 1993 before eventually playing in the NFL as a cornerback. In his 10 years (148 games) in the NFL, McCleon totaled 31 interceptions.

UNIFORM UNIQUENESS

Under legendary head coach Bill Wilhelm and up to today, Clemson has had a uniform uniqueness. The first aspect of the uniform stressed by Wilhelm was the word itself (uniform), which means "the same." Wilhelm wanted all of his players to look consistent and not have different pant lengths, different colored undershirts, etc. So he, with the help of some ideas from players and coaches, came up with "uniform" aspects that have stuck.

Wilhelm came up with the idea of wearing white shoes from Joe Lutz, who was the coach at Southern Illinois in the 1960s. Lutz was also the first to have female bat girls. Wilhelm liked those ideas, and the two have been with the Tiger program ever since.

But perhaps the most synonymous part of Tiger baseball is the long pants. Clemson was one of the first schools to wear non-wool uniforms. The Tigers wore nylon uniforms starting in 1968. This and having the long pants was done from the advice of a former major leaguer's (Rick Rickardt's) father, who was a doctor. Wilhelm read an article by Dr. Rickardt explaining how there was so much pressure being put around the upper portion of the lower leg due to wrapping rubber bands to keep players' socks from falling and having the elastic around the bottom of the pant legs.



BEFORE KYLE PARKER
DONNED A ROCKIES
JERSEY, HE PLAYED
QUARTERBACK FOR THE
TIGERS IN 2009,10.



GLOSSARY

A few years later, Bill Foley, a Tiger catcher in the mid 1970s, had just returned from a tournament in Japan. He had received a pair of long pants from Rawlings and wore them to practice one day before the 1976 season. Foley liked the nylon stretched pants and Wilhelm followed suit. Wilhelm liked how the pants did not have a zipper and how they were custom-made. He also liked that players could wear low socks and how that saved time and money from using the customary sanitary socks. Wilhelm decided to experiment with the long pants in 1978.

The jerseys were unique as well, because they did not tuck in. They were designed by Wilhelm to be worn outside and over the pants. They had a two-inch elastic band at the bottom. Wilhelm wanted to eliminate belts and did not want players to have to undo belts and tuck them in, especially after head-first slides.

Since then, Clemson has had a tradition of wearing white pants for all games, home and away, much to the chagrin of equipment managers.

WINNINGEST DIVISION I PROGRAMS

Clemson has the second-most wins among current ACC schools and is eighth in NCAA Division I history with 2,709 according to the 2016 NCAA recordbook. Clemson enters its 119th season with a record of 2709-1520-30 (.640). Florida State is seventh with 2,752 wins, North Carolina is 10th with 2,704 victories and Miami (Fla.) is 21st with 2,486 wins.

You can stump some people with the answer to the question, "Who is the all-time leader?" The answer is the team Clemson beat in one of the longest NCAA Tourney games in history, a 3-2 win over Fordham that took 19 innings to complete in the 1988 NCAA Northeast Regional at New Britain, Conn. The Rams, who have been playing college baseball for 155 years, have an all-time record of 4388-2259-48 (.659).

WINNINGEST DIVISION I PROGRAMS

Rk	School	Years	W	L	T	Win %
1.	Fordham	155	4388	2259	48	.659
2.	Texas	119	3379	1227	31	.732
3.	Southern California	121	2809	1595	28	.637
4.	Michigan	142	2801	1643	37	.629
5.	Stanford	122	2787	1772	35	.610
6.	Arizona State	104	2777	1358	8	.671
7.	Florida State	68	2752	1021	11	.729
8.	Clemson	118	2709	1520	30	.640
9.	Arizona	110	2708	1465	23	.648
10.	North Carolina	126	2704	1594	37	.628
11.	Washington State	120	2640	1678	7	.611
12.	Texas A&M	113	2565	1444	42	.638
13.	Alabama	122	2528	1543	23	.620
14.	Illinois	136	2523	1617	39	.608
	Mississippi State	126	2523	1492	27	.628
16.	Minnesota	127	2515	1566	25	.616
17.	California	124	2513	1895	21	.570
	Oklahoma State	104	2513	1266	4	.665
19.	Fresno State	87	2491	1488	8	.626
20.	South Carolina	123	2488	1488	17	.625
21.	Miami (Fla.)	71	2486	1017	18	.709
22.	Ohio State	132	2485	1620	40	.604
23.	Oklahoma	110	2475	1441	11	.632
24.	Harvard	148	2463	1729	35	.587
25.	Louisiana State	120	2453	1527	7	.616

WINS OVER TOP-RANKED TEAMS

Clemson has defeated the No. 1 team in the nation in baseball 17 times, more than any other sport on the Tiger landscape. That list of 17 victories includes five over Florida State and four over Miami (Fla.). Only three of the 17 victories have taken place at Clemson.

The Tigers gained their 13th, 14th and 15th wins over a top-ranked team in 2012 when Clemson defeated No. 1 Florida State three times in four games. Clemson topped the Seminoles twice in three games at Doug Kingsmore Stadium. Amazingly, those were Clemson's first two victories over a top-ranked team at home. The Tigers then edged No. 1 Florida State 9-7 on Jon McGibbon's three-run walkoff homer in the ACC Tournament. Clemson has added two victories over the top-ranked team since.

Clemson's first wins in history over the No. 1 team in the nation in any sport took place at Miami in the 1977 NCAA Tournament on consecutive days. The Tigers downed the top-ranked Hurricanes on May 21 and May 22 to advance to the College World Series.

The Tigers also beat a top-ranked Hurricane team in 1986 in consecutive regular-season games at Greenville (S.C.) Municipal Stadium. The Tigers downed the Hurricanes 7-4 and 9-5, wins many believed would get Clemson into the then 40-team field. But the 42-21 Tigers were denied.

The baseball program has 17 of the Clemson sports program's 31 all-time wins over top-ranked teams. Men's soccer is second (6).

One of the more unusual circumstances surrounding the nation's No. 1 team took place in the 1994 season. In what is one of the few times two top-ranked teams faced each other, Clemson defeated Georgia Tech twice in three games at Atlanta, Ga. The Tigers entered that series ranked No. 1 by Collegiate Baseball and USA Today, while Georgia Tech entered the series No. 1 by Baseball America.



THE TIGERS' 2002 COLLEGE WORLD SERIES TEAM IS ONE OF MANY REASONS THE PROGRAM IS THE EIGHTH WINNINGEST IN THE COUNTRY.

CLEMSON BASEBALL WINS OVER TOP-RANKED TEAMS

Date	Opponent	Site	Score
5-21-1977	Miami (Fla.)	Coral Gables, Fla.	7-2
5-22-1977	Miami (Fla.)	Coral Gables, Fla.	10-9
5-10-1986	Miami (Fla.)	Greenville, S.C.	7-4
5-11-1986	Miami (Fla.)	Greenville, S.C.	9-5
5-17-1993	Georgia Tech	Greenville, S.C.	9-8
5-13-1994	Georgia Tech	Atlanta, Ga.	(10)9-8
5-15-1994	Georgia Tech	Atlanta, Ga.	7-4
6-4-1996	Alabama	Omaha, Neb.	14-13
4-10-1999	Florida State	Tallahassee, Fla.	8-4
4-5-2006	South Carolina	Columbia, S.C.	3-2
3-27-2010 ⁽¹⁾	Virginia	Charlottesville, Va.	8-5
6-21-2010	Arizona State	Omaha, Neb.	6-3
5-12-2012	Florida State	Clemson, S.C.	7-2
5-14-2012 ⁽¹⁾	Florida State	Clemson, S.C.	9-7
5-25-2012	Florida State	Greensboro, N.C.	9-7
4-1-2013	North Carolina	Chapel Hill, N.C.	(11)6-4
3-21-2014	Florida State	Clemson, S.C.	9-3

Note: Home wins in bold.

WORLD SERIES CHAMPIONS & ALL-STARS

Clemson has had four different former players win Major League World Series championship rings. The first to do it was Flint Rhem, who was a member of the St. Louis Cardinals, champions of 1926 and 1931. Rhem was a pitcher who had a 20-7 record during the 1926 season, the most wins by a National League pitcher that year.

Tim Teufel was a member of the New York Mets in the 1986 season, the year they defeated the Boston Red Sox to win the

World Series title. He hit .247 in 93 games for the Mets that year. Teufel played 1,073 games in his major league career.

Mark Davidson gave the Tigers a World Series Champion two years in a row when he played on the Minnesota team that won it all in 1987. Davidson played 102 games and hit .267 that season, his second year in the majors.

Jimmy Key has had the most impressive World Series career of all the former Tigers. He played on the 1992 Blue Jays and the 1996 Yankees teams that won the World Series. He holds the distinction of being the only pitcher to gain the clinching win in two different World Series in the 1990s. He had a 2-0 record in the 1992 World Series, winning game-four and game-six, the latter in relief. He was 3-1 with a 2.50 ERA during his World Series career.

Two former Tigers have participated in the Major League All-Star Game. Billy O'Dell, a star pitcher for Clemson in the 1950s, is the only former Tiger to earn MVP honors in the All-Star Game. He earned the win and pitched 3.0 scoreless innings in the 1958 game at Baltimore, Md. He was a member of the Orioles at the time, so that was quite a special afternoon. O'Dell also played in the 1959 All-Star Game.

Key is the other former Tiger to play in an all-star game. He was chosen four times, including 1985, his rookie year. He was also picked in 1991, 1993 and 1994. He is third to Brian Dawkins and Michael Dean Perry in Clemson athletic history in all-star game selections at the professional level. Dawkins was chosen to the Pro Bowl nine times, while Perry played in six Pro Bowls.

HEAD COACH MONTE LEE

18

C



MONTE LEE

HEAD COACH
1ST SEASON AS HEAD COACH AT CLEMSON
8TH SEASON OVERALL AS A HEAD COACH
COLLEGE OF CHARLESTON '00

Monte Lee was named Clemson's head baseball coach, announced June 18, 2015 by director of athletics Dan Radakovich. Lee served as head coach at College of Charleston for the previous seven seasons (2009-15), leading the program to a 276-145 (.656) record and four berths in the NCAA Tournament, including 2014 and 2015.

Lee received national acclaim in 2012 when he was named one of Baseball America's top-10 head coaches in the nation under the age of 40. He led the Cougars to four NCAA Tournament appearances, winning the Gainesville (Fla.) Regional in 2014 and advancing to the Lubbock (Texas) Super Regional after capturing the Colonial Athletic Association Tourney championship.

In his seven years at College of Charleston, Lee coached four conference players-of-the-year, two conference pitchers-of-the-year and two conference

THE LEE FILE

Full Name: Monte Wesley Lee II
Born: Feb. 9, 1977 in Spartanburg, S.C.
Education: Bachelor's degree in elementary education at College of Charleston (2000).
Playing Experience: Four-year letterman at College of Charleston (1996-99).
Coaching Experience: Assistant coach at Spartanburg Methodist College (2001-02) ... volunteer assistant coach at South Carolina (2003-07) ... assistant coach/recruiting coordinator at South Carolina (2008) ... head coach at College of Charleston (2009-15).
Family: Wife, Eryn Garn Lee ... daughters, Madie, Shelby, Blaire and Alexa.

freshmen-of-the-year. Lee won 200 games at College of Charleston faster than any coach in school history.



His teams consistently ranked among the nation's best offenses.

MONTE AND ERYN LEE WITH DAUGHTERS (FROM LEFT TO RIGHT) MADIE, SHELBY, ALEXA AND BLAIRE.



HEAD COACH MONTE LEE



MONTE LEE
WITH DOUG
KINGSMORE

LEE'S COACHING RECORD

Year	School	Position(s)	W-L	NCAA
2001*	Spartanburg Methodist College	AC	49-12	
2002	Spartanburg Methodist College	AC	51-10	
2003	South Carolina	VA	45-22	CWS
2004	South Carolina	VA	53-17	CWS
2005	South Carolina	VA	41-23	Regional
2006	South Carolina	VA	41-25	Super Regional
2007	South Carolina	VA	46-20	Super Regional
2008	South Carolina	AC	40-23	Regional
2009	College of Charleston	HC	35-22	
2010	College of Charleston	HC	44-19	Regional
2011	College of Charleston	HC	39-22	
2012	College of Charleston	HC	38-22	Regional
2013	College of Charleston	HC	31-26	
2014*	College of Charleston	HC	44-19	Super Regional
2015	College of Charleston	HC	45-15	Regional

* - conference champion

Seasons as a full-time NCAA coach:13

Winning seasons:13

NCAA Tournament appearances:10

Record as an assistant coach: 266-130 (.672)

Record as a head coach: 276-145 (.656)

team narrowly missed hosting an NCAA Regional, but advanced to the Tallahassee (Fla.) Regional title game.

In 2012, the Cougars won a share of the Southern Conference regular-season title and earned an at-large bid to the NCAA Tournament. They were fifth in the nation in home runs, the fourth year in a row they finished in the top five in that category. On May 7, 2012, College of Charleston defeated Clemson 4-2 at Doug Kingsmore Stadium, the program's first-ever win over the Tigers.

In his second season in Charleston in 2010, he directed the Cougars to a 44-19 record and an appearance in the NCAA's Myrtle Beach (S.C.) Regional final.

Prior to his time at College of Charleston, Lee was an assistant at South Carolina for six seasons (2003-08), serving as the volunteer assistant coach for five years before becoming the recruiting coordinator in 2008.

Lee's 2015 College of Charleston team had a 45-15 record and ranked in the top 25 for much of the season, including No. 20 in the final coaches poll. Lee earned

Colonial Athletic Association Coach-of-the-Year honors, while Taylor Clarke (pitcher) and Blake Butler (player, defensive player) received top conference honors. The



HEAD COACH MONTE LEE



During his time in Columbia, the Gamecocks had a 266-130 record, made six NCAA Tournament appear-

ances, earned four super regional berths and made two trips to the College World Series.

He began his coaching career as an assistant (2001,02) at Spartanburg Methodist College. The 2002 squad totaled a school-record 51 wins, while the 2001 team played in the NJCAA College World Series. Lee also was the head coach of the South Carolina Diamond Devils AAU team in 2002 after serving as an assistant coach in 2001.

Lee was a standout outfielder for the Cougars from 1996-99. In 206 career games, he hit .333 with 156 runs, 240 hits, 50 doubles, six triples, 22 homers, 150 RBIs, 88 walks and 66 steals. He was in the top 10 in school history in career doubles, total bases and RBIs. In 2004, he was inducted as an inaugural member of College of Charleston's Baseball Wall of Fame at Patriots Point Stadium.

He became the first position player drafted in Cougar history when the St. Louis Cardinals selected him in the 39th round of the 1999 draft. He played 82 games over two years (1999,00) in the minors.

Lee, who received academic all-district honors as a senior, earned his bachelor of science degree in elementary education from College of Charleston in 2000 after playing four seasons of baseball and two years of football at Lugoff-Elgin High School in Lugoff, S.C.

He was born Monte Wesley Lee II on Feb. 9, 1977 in Spartanburg, S.C. Lee is married to Eryn Garn Lee and the family has four daughters, Madie, Shelby, Blaire and Alexa.



LEE'S MILESTONE WINS

OVERALL				
Win	Date	Opponent	Score	
*1	2-20-2009	Miami (Ohio)	6-2	
*100	4-10-2011	The Citadel	10-5	
*200	3-11-2014	Jacksonville	4-3	
*276	5-31-2015	Auburn	3-2	

* - as College of Charleston's head coach; Note: Home wins in **bold**.

HEAD COACH MONTE LEE



LEE VS. ALL COMPETITION

Opponent	Overall	Win %	Furman	13-6	.684	Miami (Ohio)	4-0	1.000	South Alabama	5-1	.833
Alabama	1-2	.333	Georgia	0-1	.000	Michigan	2-0	1.000	South Carolina	2-11	.154
Appalachian State	9-7	.563	Georgia Southern	12-11	.522	Middle Tennessee	0-1	.000	South Carolina-Upstate	6-2	.750
Auburn	2-2	.500	Georgia Tech	0-2	.000	New York Tech	1-0	1.000	Southern Mississippi	0-1	.000
Ball State	2-0	1.000	High Point	1-2	.333	North Carolina	2-2	.500	Texas Tech	0-2	.000
Bethune-Cookman	4-0	1.000	Hofstra	5-1	.833	North Carolina State	1-0	1.000	Toledo	2-1	.667
Campbell	1-2	.333	Holy Cross	1-0	1.000	North Carolina-Asheville	5-4	.556	Towson	6-0	1.000
Charleston Southern	14-1	.933	Houston	0-3	.000	North Carolina-Greensboro	11-4	.733	Virginia Tech	1-0	1.000
Charlotte	1-0	1.000	Indiana	1-1	.500	North Carolina-Wilmington	10-9	.526	Western Carolina	10-8	.556
Citadel, The	16-10	.615	Indiana State	0-1	.000	Northeastern	3-3	.500	Western Kentucky	1-0	1.000
Clemson	1-4	.200	Jacksonville	10-0	1.000	Oklahoma State	0-1	.000	William & Mary	7-1	.875
Coastal Carolina	11-6	.647	James Madison	6-0	1.000	Presbyterian College	1-0	1.000	Winthrop	2-0	1.000
Connecticut	1-2	.333	Kent State	0-1	.000	Quinnipiac	1-0	1.000	Wofford	14-1	.933
Davidson	13-2	.867	Kentucky	1-0	1.000	Radford	7-2	.778	Xavier	5-1	.833
Delaware	6-1	.857	Long Beach State	2-0	1.000	Rhode Island	3-2	.600	Youngstown State	3-0	1.000
Elon	10-12	.455	Marist	3-0	1.000	Saint John's	1-0	1.000	Totals	276-145	.656
Florida	1-0	1.000	Marshall	1-0	1.000	Samford	10-5	.667	Note: Bold denotes 2016 opponent; all games as head coach at College of Charleston (2009-15).		
Florida State	0-2	.000	Mercer	0-1	.000	Savannah State	1-0	1.000			

ASSISTANT COACH BRADLEY LeCROY

2

C



BRADLEY LeCROY

ASSISTANT COACH • RECRUITING COORDINATOR
9TH SEASON AT CLEMSON
16TH SEASON OVERALL
CLEMSON '01



Bradley LeCroy is in his ninth year as an assistant coach with the Tiger program in 2016. He is in his second stint in Tigertown, as he served as a volunteer assistant coach at Clemson from 2003-05. LeCroy (pronounced luh-

CROY) also serves as recruiting coordinator and coaches the infielders as well as assisting with the hitters.

LeCroy's 2012 recruiting class (2013 newcomers) was rated No. 5 in the nation by Collegiate Baseball, while his 2013 recruiting class (2014 newcomers) was rated No. 16 in the nation by Baseball America. That was a big reason LeCroy was rated as the No. 9 assistant coach in the nation by Baseball America prior to the 2013 season. The 2015 recruiting class (2016 newcomers) was rated No. 23 in the nation by Baseball America despite losing four players.

THE LeCROY FILE

Full Name: Bradley James LeCroy
Born: Feb. 1, 1978 in Anderson, S.C.
Education: Bachelor's degree in education at Clemson (2001).
Playing Experience: Four-year letterman at Clemson (1997-00).
Coaching Experience: Assistant coach at Anderson (S.C.) (2001,02) ... volunteer assistant coach at Clemson (2003-05) ... assistant coach at Western Carolina (2006,07) ... assistant coach/recruiting coordinator at Tennessee (2008-10) ... assistant coach/recruiting coordinator at Clemson (2011,12) ... assistant head coach/recruiting coordinator at Clemson (2013-15).
Family: Wife, Meredith ... the couple has two sons, Crew and Cooper.

Five position players earned All-ACC honors in 2015, including First-Team All-ACC catcher Chris Okey. Okey also earned first-team All-America honors, while freshman Reed Rohlman was a third-team All-American after leading the team in batting average (.356). As a team,

Clemson was third in the ACC in batting average.

The 2014 team saw five position players again earn All-ACC honors under his tutelage. Steve Wilkerson received Second-Team All-ACC honors for the third year in a row after hitting .317 with six homers, 18 doubles and 42 RBIs. Tyler Krieger also earned All-ACC honors after leading the team in batting average (.338), while Steven Dugger had a team-high 25 steals.

In 2013, his hitters combined for an ACC-high 111 steals. Shane Kennedy and Wilkerson earned All-ACC honors, while Dugger was a freshman All-American.

The 2012 Tigers had a league-high four offensive players earn All-ACC honors, which were the first four batters (Wilkerson, Thomas Brittle, Richie Shaffer, Phil Pohl) in the lineup. Shaffer, who hit .336 with a .480 on-base percentage, was a first-team All-American, while Brittle had a 22-game hitting streak.

In his first season back at Clemson in 2011, the Tigers were sixth in the nation in batting average (.318) and led the ACC by 14 points. Clemson was also sixth in the nation in walks, 11th in runs, 14th in slugging percentage and tied for 14th in steals. LeCroy coached All-ACC outfielders Jeff Schaus and Will Lamb as well.

LeCroy spent three years (2008-10) as Tennessee's infielders coach and recruiting coordinator under head coach Todd Raleigh. Two of his recruiting classes (No. 23 by Collegiate Baseball in 2008 and No. 14 by Baseball America in 2009) with the Volunteers were ranked in the top 25. Before his stint in Knoxville, he served under Raleigh at Western Carolina in 2006 and 2007.

In 2005, the last of his three years as the volunteer assistant at Clemson, LeCroy contributed to the Tigers' third-consecutive NCAA Tournament appearance and a trip to the Waco (Texas) Super Regional.

In 2004, the Tigers hit 73 homers and 149 doubles. He coached Brad McCann to an All-America season, as he hit .379 with 16 homers and 65 RBIs.

The 2003 season was his first coaching at Clemson. The Tigers had a .326 batting average in ACC regular-season games, the best mark in the ACC by 19 points. LeCroy coached four all-conference players in 2003, all of which comprised the Tigers' starting infield.

LeCroy coached in the Valley League in the summer of 2003 as an assistant for the New Market Rebels in Virginia. The Rebels were the Valley League runner-up after compiling a 31-18 record.

LeCroy was an assistant coach at Anderson in 2001 and 2002. In 2001, he coached David Mattox, who was drafted in the 11th round by the Mets.

During both summers in 2001 and 2002, he was the head coach of the Williamston (S.C.) American Legion team. Both teams played in the state playoffs.

LeCroy earned four letters at Clemson from 1997-00. He was a valuable utility player who hit .266 in 173 career games. He was the starting shortstop in 1999 alongside future national player-of-the-year Khalil Greene, who was the starting third-baseman. He was also a member of Clemson's 2000 College World Series team and was on four NCAA Tournament teams.

LeCroy earned his bachelor's degree in education from Clemson in May 2001. He was a three-sport star at nearby Walhalla (S.C.) High School, earning all-state honors in baseball, basketball and football.

LeCroy is married to the former Meredith Chandler. She was a four-time letterwinner in tennis at Clemson from 1996-99, was named ACC Outstanding Senior Female Scholarship Athlete in 1999 and was an NCAA Outstanding Sportsperson-of-the-Year National nominee that same season. She received a bachelor's degree in English from Clemson, graduating Magna Cum Laude, and a master's degree in professional communications from Clemson.

The couple has two sons, Crew and Cooper. LeCroy was born Feb. 1, 1978 in Anderson, S.C.

LeCROY'S COACHING RECORD

Year	School	Position(s)	W-L	NCAA
2001	Anderson (S.C.)	AC,RC	19-32	
2002	Anderson (S.C.)	AC,RC	30-26	
2003	Clemson	VA	39-22	Regional
2004	Clemson	VA	39-26	Regional
2005	Clemson	VA	43-23	Super Regional
2006	Western Carolina	AC	33-27	
2007	Western Carolina	AC	42-20	Regional
2008	Tennessee	AC,RC	27-29	
2009	Tennessee	AC,RC	26-29	
2010	Tennessee	AC,RC	30-26	
2011	Clemson	AC,RC	43-20	Regional
2012	Clemson	AC,RC	35-28	Regional
2013	Clemson	AHC,RC	40-22	Regional
2014	Clemson	AHC,RC	36-25	Regional
2015	Clemson	AHC,RC	32-29	Regional

Seasons as a full-time NCAA coach:15
Winning seasons:12
NCAA Tournament appearances:9
Record as an assistant coach: 514-384 (.572)
Record as a head coach:0-0



BRADLEY AND MEREDITH LeCROY WITH CREW (RIGHT) AND COOPER (LEFT).



ASSISTANT COACH ANDREW SEE

33

C



ANDREW SEE

ASSISTANT COACH
1ST SEASON AT CLEMSON
13TH SEASON OVERALL
OHIO '02

Andrew See is in his first year with the Tiger program as the pitching coach in 2016. See spent the previous three seasons (2013-15) as the pitching coach at Duke under head coach Chris Pollard, helping the team set school records.

In 2014 and 2015, See led the Blue Devils to their best-two ERA marks since the advent of the aluminum bat. Despite his top-two starters suffering injuries in 2015, the staff had a 3.29 ERA, while his 2014 staff had a 3.14 ERA, the program's best mark since 1971 and its first sub-4.00 ERA since 1993.

The 2015 Blue Devil staff featured Michael Matuella, one of the best righthanders in the nation who was drafted in the third round. Duke had 441 strikeouts, third most in school history. In 2014, Duke totaled a school-record 501 strikeouts thanks in large part to Matuella and Drew Van Orden, who was drafted in the fifth round.

From 2007-12, See served as pitching coach and recruiting coordinator at his alma mater, Ohio. During his final three seasons with the Bobcat program, he served as associate head coach. His 2008 and 2010 recruiting

classes earned honorable mention honors by Collegiate Baseball.

In 2005 and 2006, he was an assistant coach and recruiting coordinator at Appalachian State under Pollard after serving one season as an assistant coach

at UNC Greensboro in 2004, when he coached future major leaguer Danny Valencia. In the summer of 2005, he was the head coach of the Southern Ohio Copperheads.

See started his coaching career as a student assistant coach (2002) and graduate assistant coach (2003) at Ohio. The 2003 Bobcats had a 35-23 record. See coached future major leaguers Adam Fox, Marc Krauss and Adam Russell during his stints at Ohio.

See played three seasons at Ohio from 1999-01 after transferring from Georgia following his freshman campaign in 1998. In addition to playing center field and first base at Ohio, he was a starting pitcher in the weekend rotation for two years and served as the Bobcat closer as a senior.

See had .350 career batting average with 33 home runs and 116 RBIs, while posting a 13-12 record with



125 strikeouts on the mound. He earned All-Mideast Region and First-Team All-MAC honors as a senior after leading the Bobcats with 17 homers, tied for third most in Ohio history, and a then-school-record 70 RBIs. He finished his career second in Bobcat history with a .647 career slugging percentage and was seventh in career home runs.

A native of Adrian, Mich., See played professionally for the Chillicothe Paints in the Frontier (Independent) League for three years (2001-03). During his final season, he led the team with eight saves while also serving as the team's bullpen coach.

See, married to wife, Shauna, graduated from Ohio in 2002 with a bachelor's degree in sport industry and earned a master's degree in coaching education from Ohio in 2003. See was born Jan. 20, 1979 in Cumberland, Md.

THE SEE FILE

Full Name: Andrew Christopher See

Born: Jan. 20, 1979 in Cumberland, Md.

Education: Bachelor's degree in sport industry at Ohio (2002)

... master's degree in coaching education at Ohio (2003).

Playing Experience: One-year letterman at Georgia (1998) ...

three-year letterman at Ohio (1999-01) ... played three seasons (2001-03) in the minor leagues in the Frontier League.

Coaching Experience: Student assistant coach at Ohio (2002)

... graduate assistant coach at Ohio (2003) ... assistant coach at UNC Greensboro (2004) ... assistant coach/recruiting coordinator at Appalachian State (2005,06) ...

assistant coach/recruiting coordinator at Ohio (2007-09) ...

associate head coach/recruiting coordinator at Ohio (2010-12) ... assistant coach at Duke (2013-15).

Family: Wife, Shauna.



ANDREW AND SHAUNA SEE.

SEE'S COACHING RECORD

Year	School	Position(s)	W-L	NCAA
2002	Ohio	SA	26-25	
2003	Ohio	GA	35-23	
2004	UNC Greensboro	AC	33-21-1	
2005	Appalachian State	AC,RC	10-42	
2006	Appalachian State	AC,RC	24-31-1	
2007	Ohio	AC,RC	23-31	
2008	Ohio	AC,RC	29-30	
2009	Ohio	AC,RC	29-24	
2010	Ohio	AHC,RC	20-35	
2011	Ohio	AHC,RC	27-27	
2012	Ohio	AHC,RC	28-29	
2013	Duke	AC	26-29	
2014	Duke	AC	33-25	
2015	Duke	AC	31-22	

Seasons as a full-time NCAA coach:12

Winning seasons:4

NCAA Tournament appearances:0

Record as an assistant coach: 313-346-2 (.475)

Record as a head coach:0-0



VOLUNTEER ASSISTANT COACH GREG STARBUCK

21

C



GREG STARBUCK

VOLUNTEER ASSISTANT COACH
1ST SEASON AT CLEMSON
18TH SEASON OVERALL
WINSTON-SALEM STATE '91

Greg Starbuck is in his first year with the Tiger program as the volunteer assistant coach in 2016. Starbuck spent the previous 17 seasons (1999-15) as an assistant coach at Elon, where 14 of his teams won at least 30 games. He

also helped Elon capture four Southern Conference regular-season titles, two Southern Conference Tournament championships and make six trips to the NCAA Tournament.

Starbuck coached 45 Phoenix players who received first or second-team all-conference honors. He also coached two Academic All-Americans, two Southern Conference Freshmen-of-the-Year, two Southern Conference Pitchers-of-the-Year and three Southern Conference Players-of-the-Year.

In 2013, Elon won its second Southern Conference Tournament title and advanced to NCAA Regional play, where it reached the regional finals.

In 2009, the Phoenix took home the regular-season conference title for the second straight year and third time in four years. Elon had a 22-3 league record and was 41-18 overall. The Phoenix earned a berth as a No. 2 seed in the Atlanta (Ga.) Regional and had the

program's first top-25 finish at No. 24 in the Baseball America final ranking. That team also set program records for runs (604), hits (711), doubles (137), home runs (138) and RBIs (558).

In 2006, Starbuck was a part of Elon's first-ever Southern Conference regular-season title with a 21-6 league mark. The team also collected its second regional berth in five seasons, playing in the Clemson (S.C.) Regional as the No. 2 seed.

During Elon's historic 100th season of baseball in 2002, Starbuck helped the squad compile a 34-23 record. In just its third official season of Division I baseball, the Phoenix received

an at-large bid to the NCAA Tournament and played in the Clemson Regional.

Prior to his time at Elon, Starbuck was the head coach at Carver (N.C.) High School from 1991-98. He also served as an assistant coach for the Kernersville (N.C.) Legion team from 1986-88, was co-head coach from 1989-97 and served as head coach in 1998,99.

Starbuck played at UNC Asheville as a shortstop for two years (1985,86) after transferring from Montreat, where he played two seasons (1983,84). He played all

THE STARBUCK FILE

Full Name: Gregory Keith Starbuck

Born: June 11, 1964 in Winston-Salem, N.C.

Education: Bachelor's degree in physical education from Winston-Salem State in 1991.

Playing Experience: Two-year letterman at Montreat (1983,84) ... two-year letterman at UNC Asheville (1985,86).

Coaching Experience: Head coach at Carver (N.C.) High School (1991-98) ... assistant coach at Elon (1999-04) ... associate head coach/recruiting coordinator at Elon (2005-15).

Family: Wife, April ... the couple has three sons, McGwire, Banks and Jackson, and a daughter, Brettlyn.



four seasons of college ball under head coach Kenny Bagwell, who played (1970,72) and was an assistant coach (1975,77) at Clemson.

The native of Kernersville, N.C., received his bachelor of science degree in physical education from Winston-Salem State in 1991. Starbuck and his wife, April, have three sons, McGwire, Banks and Jackson, and a daughter, Brettlyn. Starbuck was born June 11, 1964 in Winston-Salem, N.C.



GREG AND APRIL STARBUCK WITH CHILDREN, (FROM LEFT TO RIGHT) BANKS, BRETTLYN, MCGWIRE AND JACKSON.

STARBUCK'S COACHING RECORD

Year	School	Position(s)	W-L	NCAA
1999	Elon	AC	20-35-1	
2000	Elon	AC	33-25	
2001	Elon	AC	30-27	
2002	Elon	AC	34-23	Regional
2003	Elon	AC	34-23-2	
2004	Elon	AC	31-28	
2005	Elon	AHC,RC	32-25	
2006	Elon	AHC,RC	45-18	Regional
2007	Elon	AHC,RC	32-29	
2008	Elon	AHC,RC	44-18	Regional
2009	Elon	AHC,RC	41-18	Regional
2010	Elon	AHC,RC	38-24	Regional
2011	Elon	AHC,RC	36-21	
2012	Elon	AHC,RC	33-26	
2013	Elon	AHC,RC	34-30	Regional
2014	Elon	AHC,RC	27-26	
2015	Elon	AHC,RC	25-29	

Seasons as a full-time NCAA coach:17

Winning seasons:15

NCAA Tournament appearances:6

Record as an assistant coach: 569-425-3 (.572)

Record as a head coach:0-0



STUDENT ASSISTANT COACH DAVID KOPP

49

C



DAVID KOPP

STUDENT ASSISTANT COACH
1ST SEASON AT CLEMSON
1ST SEASON OVERALL
SR. • MARGATE, FLA.

David Kopp is in his first season on the Tiger coaching staff in 2016, serving as a student assistant. Kopp was a three-year letterman (2005-07) at Clemson and played eight seasons in the minors.

The Margate, Fla., native was a righthanded starter and reliever on three Tiger teams that advanced

to super regionals, including the 2006 squad that played in the College World Series and won the ACC title. He had a 16-8 record and 4.18 ERA in 228.1 innings pitched in his career.

As a freshman in 2005, he had a 4-3 record in 22 outings, then had a 6-2 record and

4.32 ERA in 20 appearances in 2006. He earned the

THE KOPP FILE

Full Name: David Justin Kopp

Born: Oct. 22, 1985 in Coral Springs, Fla.

Playing Experience: Three-year letterman at Clemson (2005-07) ... played eight seasons (2007-14) in the minor leagues with the Cardinals' and Tigers' farm system.

Family: Single.



win in both the Clemson Regional and Clemson Super Regional championship-clinching victories in 2006.

In his final season as a Tiger in 2007, Kopp was 6-3 with a 3.79 ERA in 18 starts, then was drafted in the second round (No. 71 overall pick) by the St. Louis Cardinals. He played most of his eight years (2007-14) in the minors in the Cardinals' organization.

The two-time member of the ACC Academic Honor Roll, was born Oct. 22, 1985 in Coral Springs, Fla.

DIRECTOR OF BASEBALL OPERATIONS BRAD OWENS

C



BRAD OWENS

DIRECTOR OF BASEBALL OPERATIONS
9TH SEASON AT CLEMSON
ANDERSON (S.C.) '06

Brad Owens is in his ninth season with the Tiger program in 2016, serving as director of baseball operations. He is in charge of all team travel and camps for the program along with handling many other administrative duties.

The native of Barnwell, S.C. attended nearby Anderson (S.C.) University, where he was a four-time letterman.

The righthanded middle reliever lettered from 2003-06 and served as team captain during his senior season. In his four-year career, he made 52 appearances (one start) on the mound and pitched 73.0 innings.

In both 2005 and 2006, he won the Trojan Challenge, the squad's offseason conditioning competition. Owens was also a member of the Carolinas-Virginia Athletic Conference All-Academic team as a senior and was a Dean's List student for three years.

During his playing days, Owens worked in a variety of roles at Anderson. He was a sports information department intern and later was an assistant. Owens was also a residence advisor in the Anderson Residence Life Department.

During the summer of 2006, Owens served as an operations assistant for the Greenville (S.C.) Drive (Boston Red Sox affiliate). He also served as a player development intern for the Red Sox during the 2007 season, including duties performed at spring training in Fort Myers, Fla.

During the 2006-07 academic year, Owens served as an administrative graduate assistant for the Student-Athlete Enrichment Programs in Vickery Hall on the Clemson campus. Owens provided academic advising for student-athletic staff members, including monitoring of grades along with assistance with registration, general



guidance and daily communication with coaching staffs of various sports.

Owens, who had a 3.30 GPA in his career as an undergraduate, received a bachelor of science degree in business management from Anderson in May 2006. He later earned his master's degree from Clemson in human resource development in May 2008. Owens was born Sept. 2, 1983 in Augusta, Ga.



BULLPEN CATCHERS



TYLER CROCKER
3rd Season
Sr. • Moore, S.C.
Sociology



CONNOR FORD
2nd Season
Jr. • Albemarle, N.C.
Financial Management




JAKE SCHUSTER
2nd Season
So. • Charlotte, N.C.
Management

STUDENT EQUIPMENT MANAGERS




LUKAS DANIEL
4th Season
Sr. • Hemingway, S.C.
Health Science




ETHAN FORBES
4th Season
Sr. • Manning, S.C.
Accounting



ZACH LEAL
3rd Season
Sr. • Rancho Cucamonga, Calif.
Psychology



GRANT YOUNG
1st Season
Jr. • Estill, S.C.
Agricultural Mechanization & Business



GAGE BRANHAM
1st Season
Fr. • Lugoff, S.C.
Biological Sciences

TIGER BAT GIRLS



RACHEL ABERNATHY
4th Season
Sr. • Atlanta, Ga.
Communication Studies



MELANIE BRODNER
1st Season
Sr. • The Woodlands, Texas
Accounting



BRITTANY DICKERSON
2nd Season
So. • Durham, N.C.
Parks, Recreation & Tourism Management



EMILY DOUMAR
2nd Season
So. • Augusta, Ga.
Agribusiness



BLAINE EADS
1st Season
Fr. • Darlington, S.C.
Undeclared



CAITLYN KRASK
1st Season
Fr. • Pawleys Island, S.C.
Pre-Business



RAEGAN MCCULLOUGH
4th Season
Sr. • Iva, S.C.
Communication Studies



LAUREN MUNNS
1st Season
So. • Leonardtown, Md.
Animal & Veterinary Science



EVELYN ROGERS
2nd Season
So. • Lexington, S.C.
Early Childhood Education



ANNA WESTMORELAND
1st Season
Fr. • Mount Pleasant, S.C.
Marketing



TAYLOR WHETSELL
1st Season
So. • Gilbert, S.C.
Animal & Veterinary Science



SUPPORT STAFF



ROBERTA BALLIET

Administrative Coordinator, Olympic Sports


Roberta Balliet, a native of Muncy, Pa., is in her 15th year at Clemson. She serves as administrative coordinator for Olympic sports, coordinates the Tiger Bat Girls and is the housing coordinator for the athletic department.

Balliet served as an assistant in the athletic department at Muncy High School, where she was head coach of the cheerleaders for many years. Her squads won numerous awards, locally, regionally, state-wide and nationally. She also served as game manager for women's basketball and scorekeeper for men's basketball.

Balliet owned and operated a bed & breakfast for several years. She served as president of the Muncy Area Chamber of Commerce and was a member of the board of directors of the Lycoming County Chamber of Commerce and the Muncy Business Association.

Balliet graduated from Muncy High School, where she was a cheerleader and member of the swim team. After graduation, she studied in Sweden, where she graduated from Kunghogskolan with a degree in humanities.

She is a widow and mother of two sons, Andy (Clemson '98 (deceased)) and Keith, and a daughter-in-law, Corina. Balliet is a grandmother of two, Luke (14) and Ava (11).



RICK FRANZBLAU

Director of Olympic Sports Strength & Conditioning

Rick Franzblau is in his first year as director of Olympic sports strength & conditioning and second with baseball. The previous five years, he served as an assistant director of Olympic strength & conditioning.

He is responsible for the supervision of other full-time strength & conditioning coaches, graduate assistants and volunteer interns. As an assistant, he was directly responsible for baseball, track & field, cross country, men's & women's golf, men's tennis and women's diving programs. He also worked as a graduate assistant at Clemson with football and Olympic sports.

At Clemson, Franzblau has worked with 10 ACC championship track & field squads. He has also worked with eight individual NCAA champions and seven track & field Olympians. In 2013, he worked with Brianna Rollins, the American recordholder in 100m hurdles.

Franzblau graduated in 2006 with a degree in history from Colgate, where he spent three years as a student assistant strength coach after his football career was cut short due to injuries. He is a certified strength & conditioning specialist through the NSCA and holds the SCCC certification through the CSCCA organization.



BRIAN HENNESSY

Senior Associate Director of Athletic Communications

Brian Hennessy is in his 15th year at Clemson and serves as a senior associate director of athletic communications. The Clemson, S.C., native also worked as a student and graduate assistant in the athletic communications office for six years (1995-00).

He is responsible for all operations for baseball and is a secondary contact for football. He also serves as coordinator of photography and publications, including editor of Orange The Experience magazine. He has written and edited the baseball guide (1998-00, 03-16) and football guide (2002-14). He has received numerous CoSIDA honors for his baseball guides, including a No. 4 national ranking in 2000, No. 2 ranking in 2005, No. 1 ranking in 2014 and No. 2 ranking in 2015.

Hennessy, who also has been responsible for layout and editing of the football gameday programs since 2002, teamed with Tim Bourret to rank No. 2 in the nation for the 2008, 2012 and 2013 program series.

He graduated from Clemson with a degree in civil engineering (1998) and received a master's degree in transportation engineering. He graduated from Daniel High School, where he played baseball and basketball.



TRAVIS JOHNSTON

Assistant Athletic Trainer

Travis Johnston is in his eighth year as an assistant athletic trainer working with the Clemson baseball program. He also oversees the athletic training needs of the Tiger men's basketball team.

He returned to Tigertown in July 2008 after a three-year stint at Auburn as an assistant athletic trainer.

Johnston earned a bachelor's degree from Clemson in parks, recreation, & tourism management in 2001. While with the Clemson program, he worked as a student assistant in the athletic training room from 1999-02. Johnston worked as a graduate assistant at Auburn from 2003-05 and earned a master's degree in administration of higher education.

Johnston earned his certification as an athletic trainer in 2003. He is also a member of the National Athletic Trainers' Association (NATA) as well as the South Carolina Athletic Trainers' Association.

Furthermore, after obtaining his certificate in dry needling under the guidelines of Dr. Yun-tao Ma's Systemic Dry Needling for Sport Performance, Johnston actively practices this Integrative Dry Needling, Orthopedic therapy approach.



LINDSEY RICKETTS

Associate Director of Athletic Academic Services

Lindsey Ricketts is in her fifth season as the athletic academic advisor for the baseball team. She also serves as the advisor for the men's soccer & volleyball squads. Ricketts is a member of the National Association of Academic Advising for Athletics (N4A) and received her individual certification in 2011.

The Pendleton, S.C., native is no stranger to the Clemson baseball program, as she served as a Tiger bat girl during the 2001-06 seasons while a student at Clemson.

Prior to advising, she worked at athletic academic services as an administrative assistant, where she coordinated the class attendance program and handled textbooks/supplies for scholarship student-athletes.

In 2004, Ricketts earned a bachelor of science degree in marketing, with an emphasis in sports, from Clemson. In 2006, she went on to receive a master's degree in human resource development, with a specialty in educational counseling, from Clemson.

Ricketts' father, Robert, was a long-standing administrator and associate athletic director in the Clemson athletic department as well.



MIKE WILSON

Director of Equipment, Olympic Sports

Mike Wilson is in his 11th year with the Clemson equipment room, sixth year working with Clemson baseball and third year as director of Olympic sports equipment. Better known as "House," Wilson served as a graduate assistant equipment manager for football at Clemson (2002-04) and student equipment manager for football at Clemson (1999-02).

Wilson is a 2002 and 2004 graduate of Clemson, as he earned his undergraduate degree in sociology and his master's degree in human resource development.

He is a certified equipment manager and member of the Athletic Equipment Managers Association. He is married to the former Meredith Fant of Union, S.C.



RADIO/TELEVISION ROSTER



1
MALEEKE GIBSON
OF • *Jr.
Sumter, S.C.



2
BRADLEY LeCROY
Assistant Coach
9th Season



3
GRANT COX
INF • Fr.
Simpsonville, S.C.



4
ELI WHITE
INF • Jr.
Easley, S.C.



5
CHASE PINDER
OF/INF • So.
Poquoson, Va.



6
ANDREW COX
OF/1B • *Jr.
Belton, S.C.



8
WESTON WILSON
INF • Jr.
High Point, N.C.



9
JORDAN GREENE
INF/OF • Fr.
Fort Mill, S.C.



10
K.J. BRYANT
OF • *Fr.
Taylors, S.C.



11
ADAM RENWICK
INF • So.
Spartanburg, S.C.



12
ROBERT JOLLY
C • So.
Myrtle Beach, S.C.



13
DREW WHARTON
OF/1B • So.
Suwanee, Ga.



15
GLENN BATSON
INF • *So.
Greenville, S.C.



16
ALEX EUBANKS
RHP • *Fr.
Moore, S.C.



17
PAUL CAMPBELL
RHP • So.
Malden, Mass.



18
MONTE LEE
Head Coach
1st Season



19
BROOKS CRAWFORD
RHP/1B • Fr.
Bishop, Ga.



20
DREW MOYER
RHP • *So.
Gilbert, S.C.



21
GREG STARBUCK
Volunteer Assistant Coach
1st Season



22
WALES TONEY
RHP • *Jr.
Anderson, S.C.



23
CHARLIE BARNES
LHP • So.
Sumter, S.C.



24
JAKE HIGGINBOTHAM
LHP • Fr.
Hoschton, Ga.



25
CHRIS OKEY
C • Jr.
Mount Dora, Fla.



26
REED ROHLMAN
OF/1B • *So.
Moore, S.C.



27
CHRIS WILLIAMS
C/1B • So.
Garden Grove, Calif.



28
SETH BEER
OF/1B • Fr.
Suwanee, Ga.



29
JACKSON CAMPANA
RHP/1B • *Jr.
Charlotte, N.C.



30
HUNTER VAN HORN
LHP • So.
Tampa, Fla.




31
ANDREW TOWNS
LHP • Jr.
Nashville, Tenn.



32
CLATE SCHMIDT
RHP • Sr.
Acworth, Ga.



33
ANDREW SEE
Assistant Coach
1st Season



35
MIKE TRILLER
OF • *Gr.
Rutland, Vt.



36
PAT KRALL
LHP • Jr.
Downingtown, Pa.



37
ALEX BOSTIC
LHP • Jr.
Matthews, N.C.



39
JONNY KOLETIC
RHP • Fr.
Matthews, N.C.



42
ZACH GOODMAN
RHP • Fr.
Kennesaw, Ga.



43
PATRICK ANDREWS
RHP • *Gr.
Hilton Head Island, S.C.



44
RYLEY GILLIAM
RHP • Fr.
Kennesaw, Ga.



45
ANDREW PAPP
RHP • Fr.
Raleigh, N.C.



46
TOM WALKER
RHP • Fr.
Pompano Beach, Fla.



47
ALEX SCHNELL
LHP • So.
Milton, Ga.



48
GARRETT LOVORN
RHP • *Jr.
Pendleton, S.C.



49
DAVID KOPP
Student Assistant Coach
Sr. • Margate, Fla.



50
MIKE GOREN
RHP • *Fr.
Westbury, N.Y.



51
STOKES BROWNLEE
C • Fr.
St. George, S.C.



BRAD OWENS
Director of Baseball Operations
9th Season




TRAVIS JOHNSTON
Athletic Trainer
8th Season



RICK FRANZBLAU
Strength & Conditioning Coach
2nd Season

MEET THE TIGERS

catcher
CHRIS OKEY
FIRST-TEAM ALL-AMERICAN, 2015



VETERAN BIOS

43

C



PATRICK ANDREWS

RHP • R-R • 6-4 • 245 • *GR. • 2VL
HILTON HEAD ISLAND, S.C.
HILTON HEAD PREP SCHOOL
MECHANICAL ENGINEERING

Righthander who has served predominantly as a long reliever during his career ... has one of the team's hardest fastballs ... in 72.0 innings pitched over 49 appearances (one start) and three seasons, he has a 3-4 record, two saves and a 4.25 ERA while allowing 67 hits (.246 opponents' batting average) and 27 walks with 54 strikeouts ... four-time ACC Academic Honor Roll member.

2015 (REDSHIRT JUNIOR)

Team co-captain ... ACC Academic Honor Roll member ... did not appear in a game due to his elbow injury.

2014 (JUNIOR)

ACC Academic Honor Roll member ... had an 0-0 record and a 7.20 ERA in six relief appearances ... in 5.0 in-

nings pitched, he allowed eight hits (.333 opponents' batting average) and two walks with four strikeouts ... suffered an elbow injury, had "Tommy John" surgery in late March and missed the rest of the season; received a medical redshirt.

2013 (SOPHOMORE)

ACC Academic Honor Roll member ... had a 1-1 record and a 2.87 ERA in 23 appearances (one start) ... in 37.2 innings pitched, he allowed 30 hits (.217 opponents' batting average) and 10 walks with 25 strikeouts ... did not throw a wild pitch ... had a 2.51 ERA and .212 opponents' batting average along with eight strikeouts against three walks in 14.1 innings pitched over 10 relief appearances in ACC regular-season games ... in 34.2 innings pitched over his 22 relief appearances, he was 1-0 with a team-best 2.08 ERA and allowed 25 hits (.200 opponents' batting average) and nine walks with 22 strikeouts ... in 27.2 innings pitched after the sixth inning, he allowed only 17 hits (.172 opponents' batting average), three earned runs (0.98 ERA) and five walks with 17 strikeouts ... pitched 3.0 innings in relief, allowing two hits and no earned runs against Wofford on March 6 ... pitched 2.0 scoreless innings in relief of two-hit ball at Georgia on March 26 ... pitched 1.1 perfect innings in relief with two strikeouts to earn the win at Western Carolina on April 9 ... pitched 3.2 innings in relief, allowing two hits, one run and one walk with three strikeouts in the second game of a doubleheader against No. 19 Georgia Tech on April 26 ... pitched 1.2 hitless and scoreless innings in relief against No. 9 NC State in the ACC Tournament on May 22 ... pitched 2.0 scoreless innings in relief with five strikeouts against No. 3 North Carolina in the ACC Tournament on May 24 ... pitched 3.0 innings in relief, allowing one hit, no runs and no walks with four strikeouts against Liberty in the Columbia Regional on June 2 ... played for Hyannis in the Cape Cod League in the summer, where he was 2-1 with a 3.80 ERA and 19 strikeouts against four walks in 23.2 innings pitched over five appearances (three starts).

2012 (FRESHMAN)

ACC Academic Honor Roll member ... had a 2-3 record, two saves and a 5.52 ERA in 20 relief appearances

ANDREWS' CAREER HIGHS

Total IP	6.2	Florida State	(2)5-14-12
Scoreless IP	3.0	Liberty	6-2-13
Hits	6	Florida State	(2)5-14-12
Runs	4	many (3)	-----
Earned Runs	4	many (2)	-----
Walks	5	Florida State	(2)5-14-12
Strikeouts	5	North Carolina	5-24-13

... in 29.1 innings pitched, he allowed 29 hits (.264 opponents' batting average), including only one homer and 15 walks with 25 strikeouts ... had a 3.31 ERA, two saves and a .222 opponents' batting average in 16.1 innings pitched over eight relief appearances in ACC regular-season games ... pitched a hitless and scoreless eighth inning with three strikeouts in his first career appearance against Maine on Feb. 25 ... pitched 1.1 hitless and scoreless innings in relief against No. 6 North Carolina on March 10 ... pitched 1.1 perfect innings in relief with two strikeouts at No. 18 Georgia on March 27 ... pitched 2.0 scoreless innings in relief of one-hit ball with one strikeout to record his first career save against No. 7 Miami (Fla.) on March 31 ... pitched 1.2 perfect innings in relief with two strikeouts against No. 17 NC State on April 14 ... pitched 0.2 scoreless innings in relief to earn his first career win against Charleston Southern on April 17 ... pitched 6.2 innings in relief, allowing six hits and three runs with two strikeouts in the second game of a doubleheader against No. 1 Florida State on May 14 ... retired all four batters he faced with one strikeout to earn the win against No. 1 Florida State in the ACC Tournament on May 25 ... played for Florence in the Coastal Plain League in the summer, where he was 3-4 with a 5.30 ERA in 37.1 innings pitched over seven starts; had 37 strikeouts against 18 walks.

BEFORE CLEMSON

Rated as the No. 153 player in the nation and No. 6 player in South Carolina by Perfect Game ... No. 13 player and No. 3 pitcher in South Carolina by Diamond Prospects ... SCISA Player-of-the-Year as a senior ... SCISA all-state selection as a junior and senior ... all-region selection as a sophomore, junior and senior ... team MVP as a junior and senior ... set the career school record for wins and strikeouts ... all-region selection in football as a junior and senior ... lettered five times in baseball, three times in football and three times in basketball at Hilton Head Prep School, where he was coached by Nathan Stevens.

PERSONAL

One of three ACC student-athletes chosen in November 2014 to hold voting power on proposed governance rule changes under the NCAA's Division I autonomy process; he attended the NCAA Convention in January 2015 as one of 80 voting members, including one of three ACC student-athletes, on legislation proposals ... graduated May 8, 2015 with a degree in mechanical engineering ... born Patrick Connor Andrews on March 26, 1993 in Poughkeepsie, N.Y.

ANDREWS' CAREER STATS

OVERALL

Year	ERA	W-L	APP	GS	CG	SHO/CBO	SV	IP	H	R	ER	BB	SO	AB	O/BA	WP	HBP	BK	PO	A	E	Fld%
2012	5.52	2-3	20	0	0	0/0	2	29.1	29	22	18	15	25	110	.264	7	3	0	1	3	0	1.000
2013	2.87	1-1	23	1	0	0/3	0	37.2	30	15	12	10	25	138	.217	0	3	1	2	5	0	1.000
2014	7.20	0-0	6	0	0	0/0	0	5.0	8	5	4	2	4	24	.333	0	0	0	0	1	0	1.000
Totals	4.25	3-4	49	1	0	0/3	2	72.0	67	42	34	27	54	272	.246	7	6	1	3	9	0	1.000

ACC REGULAR SEASON

Year	ERA	W-L	APP	GS	CG	SHO/CBO	SV	IP	H	R	ER	BB	SO	AB	O/BA	WP	HBP	BK	PO	A	E	Fld%
2012	3.31	0-0	8	0	0	0/0	2	16.1	12	6	6	8	6	54	.222	2	1	0	1	2	0	1.000
2013	2.51	0-0	10	0	0	0/1	0	14.1	11	4	4	3	8	52	.212	0	1	1	1	1	0	1.000
2014	-----	0-0	1	0	0	0/0	0	0.0	2	3	2	1	0	3	.667	0	0	0	0	0	0	-----
Totals	3.52	0-0	19	0	0	0/1	2	30.2	25	13	12	12	14	109	.229	2	2	1	2	3	0	1.000



VETERAN BIOS

23

C



CHARLIE BARNES

LHP • L-L • 6-1 • 170 • SO. • 1VL
SUMTER, S.C.
SUMTER HS
PARKS, RECREATION & TOURISM MANAGEMENT

BARNES' CAREER HIGHS

Total IP	4.1	many (2)	-----
Scoreless IP	3.1	Wofford	2-25-15
Hits	6	many (2)	-----
Runs	4	Michigan State	3-11-15
Earned Runs	4	Michigan State	3-11-15
Walks	2	many (2)	-----
Strikeouts	5	many (2)	-----

in the summer, where he was 3-2 with a 2.92 ERA, .248 opponents' batting average and 37 strikeouts against three walks in 37.0 innings pitched over seven starts.

BEFORE CLEMSON

State pitcher-of-the-year as a senior ... Perfect Game First-Team All-Atlantic selection ... all-state as a junior and senior ... led his team to the state championship during his freshman and senior seasons ... No. 2 player and No. 1 lefthander in South Carolina according to Diamond Prospects ... No. 65 lefthander in the nation and No. 10 player in South Carolina by Perfect Game ... played in the East Coast Pro Showcase ... South Carolina Select Team member ... lettered three times in baseball at Sumter High School, where he was coached by Brooks Shumake.

PERSONAL

His brother, James, was a freshman quarterback on the 2015 Clemson football team ... majoring in parks, recreation & tourism management ... born Charles Segars Barnes on Oct. 1, 1995 in Sumter, S.C.

Has made most of his appearances out of the bullpen, but has also made spot starts in midweek games.

2015 (FRESHMAN)

ACC Academic Honor Roll member ... had a 1-2 record and 3.38 ERA in 12 appearances (two starts) ... in 24.0 innings pitched, he allowed 26 hits (.265 opponents' batting average) and eight walks with 23 strikeouts ... held opponents to a .212 batting average with two outs, .100 batting average with runners on base and two outs and an .063 batting average with runners in scoring position and two outs ... in 16.2 innings pitched over 10 relief appearances, he was 1-0 with a 1.62 ERA, .212 opponents' batting average and 16 strikeouts against five walks ... in 10.1 innings pitched over six relief ap-

pearances in May, he allowed nine hits (.214 opponents' batting average), no earned runs and three walks with 11 strikeouts ... in 4.0 innings pitched over two relief appearances in postseason games, he allowed four hits, no earned runs and one walk with four strikeouts ... pitched 3.1 perfect innings in relief with two strikeouts to earn his first career win against Wofford on Feb. 25 ... pitched 2.0 innings in relief, allowing one hit and no walks with three strikeouts against Western Carolina on April 14 ... pitched 4.1 innings in relief, allowing two hits and no earned runs with five strikeouts at Furman on May 12 ... pitched 3.1 innings in relief, allowing two hits, no earned runs and one walk with four strikeouts against North Carolina in the ACC Tournament on May 22 ... played for Lexington County in the Coastal Plain League



BARNES' CAREER STATS

OVERALL																						
Year	ERA	W-L	APP	GS	CG	SHO/CBO	SV	IP	H	R	ER	BB	SO	AB	O/BA	WP	HBP	BK	PO	A	E	Fld%
2015	3.38	1-2	12	2	0	0/0	0	24.0	26	15	9	8	23	98	.265	3	2	0	2	4	3	.667
ACC REGULAR SEASON																						
Year	ERA	W-L	APP	GS	CG	SHO/CBO	SV	IP	H	R	ER	BB	SO	AB	O/BA	WP	HBP	BK	PO	A	E	Fld%
2015	10.80	0-0	2	0	0	0/0	0	1.2	4	2	2	1	0	9	.444	0	1	0	1	0	0	1.000



VETERAN BIOS

15

C



GLENN BATSON

INF • R-R • 6-2 • 210 • *SO. • 1VL
GREENVILLE, S.C.
GREENVILLE HS
PARKS, RECREATION & TOURISM MANAGEMENT

BATSON'S CAREER HIGHS

Runs	2	many (2)	-----
Hits	2	many (5)	-----
Doubles	1	many (6)	-----
Home Runs	1	Virginia Tech	3-21-15
RBIs	3	many (2)	-----
Walks	1	many (2)	-----
Steals	1	Virginia Tech	3-22-15

2014 (FRESHMAN)

Redshirted ... ACC Academic Honor Roll member ... played for High Point-Thomasville in the Coastal Plain League in the summer, where he hit .265 with 29 runs, nine doubles, eight homers and 24 RBIs in 50 games.

BEFORE CLEMSON

Top-500 player in the nation by Perfect Game ... No. 9 player and No. 1 third-baseman in South Carolina by Diamond Prospects ... all-state as a sophomore and senior ... region player-of-the-year as a sophomore and senior ... lettered three times in baseball and football at Greenville High School, where he was coached by Steve Scolamiero.

PERSONAL

His grandfather, Louis P. Batson Jr., is a Clemson University trustee emeritus ... his uncle, Bill Spiers, was an All-America shortstop at Clemson (1985-87) and played 13 years (1989-01) in the major leagues with the Brewers, Mets and Astros ... majoring in parks, recreation & tourism management ... born Glenn Elliott Batson Jr. on Oct. 17, 1994 in Greenville, S.C.

Infielder who has shown his power potential ... two-time ACC Academic Honor Roll member.

2015 (REDSHIRT FRESHMAN)

ACC Academic Honor Roll member ... hit .219 with eight runs, six doubles, one homer, 14 RBIs, a .277 on-base percentage, two walks, five hit-by-pitches and one steal in 32 games (19 starts, including 11 at third base and eight at first base) ... hit .300 with runners on base and .320 with runners in scoring position ... hit .270 with four doubles, one homer and eight RBIs in 15 games (10 starts) in ACC regular-season games ... was 5-for-18 (.278) with three doubles and five RBIs in 13 games off the bench ... hit .345 with five doubles, one homer, nine RBIs and eight runs in 13 games (six starts) on

opponents' home fields ... hit a three-run double off the bench at NC State on March 8; it was his first career hit ... went 2-for-4 with a homer, the first of his career, and three RBIs at Virginia Tech on March 21 ... went 1-for-2 with a double and an RBI off the bench at Western Carolina on March 24 ... went 1-for-1 with a double and run off the bench at Boston College on April 10 ... went 2-for-4 with a double and two runs at Boston College on April 11 ... went 2-for-4 with a double and two RBIs against Western Carolina on April 14 ... went 2-for-3 with a hit-by-pitch in the first game of a doubleheader against Duke on April 18 ... played for High Point-Thomasville in the Coastal Plain League in the summer, where he hit .194 with 10 runs, three doubles, two homers, 16 RBIs and one steal in 30 games.



BATSON'S CAREER STATS

OVERALL																							
Year	Avg	GP-GS	AB	R	H	2B	3B	HR	RBI	TB	Slg%	BB	HP	SO	GDP	OB%	SF	SH	SB	PO	A	E	Fld%
2015	.219	32-19	73	8	16	6	0	1	14	25	.342	2	5	22	3	.277	3	1	1-1	79	25	4	.963
ACC REGULAR SEASON																							
Year	Avg	GP-GS	AB	R	H	2B	3B	HR	RBI	TB	Slg%	BB	HP	SO	GDP	OB%	SF	SH	SB	PO	A	E	Fld%
2015	.270	15-10	37	6	10	4	0	1	8	17	.459	1	5	8	2	.364	1	0	1-1	48	14	2	.969



VETERAN BIOS

37

C



ALEX BOSTIC

LHP • R-L • 6-2 • 210 • JR. • 2VL
MATTHEWS, N.C.
WEDDINGTON HS
PARKS, RECREATION & TOURISM MANAGEMENT

BOSTIC'S CAREER HIGHS

Total IP	2.1	College of Charleston	5-6-15
Scoreless IP	2.0	Louisville	5-2-15
Hits	3	Pittsburgh	4-20-14
Runs	5	many (2)	-----
Earned Runs	5	Pittsburgh	4-20-14
Walks	3	Western Carolina	3-4-14
Strikeouts	4	College of Charleston	5-6-15

2014 (FRESHMAN)

Had an 0-1 record and a 27.00 ERA in eight appearances (one start) ... in 4.1 innings pitched, he allowed nine hits (.429 opponents' batting average) and 11 walks with three strikeouts ... pitched a scoreless ninth inning against Maine on Feb. 22; it was his first career appearance.

BEFORE CLEMSON

Top-200 prospect for the draft by Baseball America ... No. 174 player and No. 22 lefthander in the nation and No. 3 player (highest to attend college) in North Carolina by Perfect Game ... Perfect Game National Showcase participant in Minneapolis, Minn. ... first-team all-state as a senior ... lettered four times in baseball at Weddington High School, where he was coached by Travis Poole.

PERSONAL

Majoring in parks, recreation & tourism management ... born Drew Alexander Bostic on Nov. 14, 1994 in Charlotte, N.C.

Pitched mainly as a situational lefthander during the 2015 season ... in 16.1 innings pitched over 23 appearances (one start) and two seasons, he has an 0-3 record and 11.02 ERA while allowing 23 hits (.329 opponents' batting average) and 18 walks with 14 strikeouts ... No. 102 college prospect for the 2016 draft according to D1Baseball in the preseason ... No. 23 ACC prospect for the 2016 draft in the preseason according to Perfect Game.

2015 (SOPHOMORE)

Had an 0-2 record and a 5.25 ERA in 15 relief appearances ... in 12.0 innings pitched, he allowed 14 hits (.286 opponents' batting average) and seven walks

with 11 strikeouts ... allowed only three of 14 inherited baserunners to score ... held lefthanded batters to a .150 batting average ... allowed only two hits, no runs and no walks with three strikeouts in 2.1 innings pitched over five relief appearances away from home ... pitched 2.0 innings in relief, allowing two hits and no runs with one strikeout against No. 3 Louisville on May 2 ... pitched 2.1 innings in relief, allowing two hits, one run and one walk with four strikeouts against No. 18 College of Charleston on May 6; he entered the game in the seventh inning with the bases loaded, no outs and Clemson leading 5-2, then retired the next three batters without allowing a run to score ... No. 9 ACC prospect for the 2016 draft in the preseason by Baseball America.



BOSTIC'S CAREER STATS

OVERALL

Year	ERA	W-L	APP	GS	CG	SHO/CBO	SV	IP	H	R	ER	BB	SO	AB	O/BA	WP	HBP	BK	PO	A	E	Fld%
2014	27.00	0-1	8	1	0	0/0	0	4.1	9	16	13	11	3	21	.429	2	0	0	1	1	1	.667
2015	5.25	0-2	15	0	0	0/0	0	12.0	14	9	7	7	11	49	.286	2	1	0	2	2	0	1.000
Totals	11.02	0-3	23	1	0	0/0	0	16.1	23	25	20	18	14	70	.329	4	1	0	3	3	1	.857

ACC REGULAR SEASON

Year	ERA	W-L	APP	GS	CG	SHO/CBO	SV	IP	H	R	ER	BB	SO	AB	O/BA	WP	HBP	BK	PO	A	E	Fld%
2014	54.00	0-0	3	0	0	0/0	0	1.1	5	8	8	4	0	8	.625	1	0	0	0	0	0	-----
2015	7.20	0-0	7	0	0	0/0	0	5.0	7	6	4	4	3	23	.304	1	1	0	2	0	0	1.000
Totals	17.05	0-0	10	0	0	0/0	0	6.1	12	14	12	8	3	31	.387	2	1	0	2	0	0	1.000

VETERAN BIOS

29

C



JACKSON CAMPANA

RHP/1B • R-R • 6-6 • 240 • *JR. • 1VL
CHARLOTTE, N.C.
PROVIDENCE SENIOR HS
MANAGEMENT

CAMPANA'S CAREER HIGHS

Total IP	2.0	many (3)	-----
Scoreless IP	2.0	many (2)	-----
Hits	4	Miami (Fla.)	5-25-13
Runs	2	many (2)	-----
Earned Runs	2	many (2)	-----
Walks	2	many (3)	-----
Strikeouts	2	many (3)	-----
Runs	0	-----	-----
Hits	1	William & Mary	2-17-13
Doubles	1	William & Mary	2-17-13
Home Runs	0	-----	-----
RBI's	1	William & Mary	2-17-13
Walks	0	-----	-----
Steals	0	-----	-----

Righthander and first-baseman who has pitched sparingly out of the bullpen ... has good power ... in 13.0 innings pitched over 11 relief appearances and two seasons, he has an 0-0 record and a 3.46 ERA while allowing 12 hits (.255 opponents' batting average), no homers and nine walks with 10 strikeouts.

2015 (JUNIOR)

Redshirted as a member of the developmental squad.

2014 (SOPHOMORE)

Had an 0-0 record and a 6.75 ERA in three relief appearances ... in 2.2 innings pitched, he allowed one hit

(.111 opponents' batting average) and one walk with two strikeouts ... pitched a perfect ninth inning with a strikeout against No. 11 Miami (Fla.) on April 27 ... had "Tommy John" surgery on July 15 ... played for Ballantyne in the Southern Collegiate Baseball League in the summer, where he was 0-for-4 with one walk in three games.

2013 (FRESHMAN)

Had an 0-0 record and a 2.61 ERA in eight relief appearances ... in 10.1 innings pitched, he allowed 11 hits (.289 opponents' batting average) and eight walks with eight strikeouts ... was 1-for-3 with one double and one RBI in four games off the bench ... held opponents to a .174 batting average with runners on base and an .071 batting average with runners in scoring position ... hit a pinch-hit, run-scoring double against William & Mary on Feb. 17; it was his first career game ... pitched 2.0 innings in relief, allowing one hit and no runs in the second game of a doubleheader against Wright State on Feb. 23; it was his first career appearance ... pitched 2.0 hitless and scoreless innings in relief with two strikeouts in the second game of a doubleheader at Furman on May 8 ... pitched a scoreless ninth inning with two strikeouts against no walks against Liberty in the Columbia Regional on May 31 ... played for Gastonia in the Coastal Plain League in the summer, where he pitched 4.1 innings over four relief appearances.

BEFORE CLEMSON

Rated as the No. 460 player in the nation and No. 13 player in North Carolina by Perfect Game ... East Coast Pro Showcase ... three-time all-conference selection ... lettered four times in baseball ... coached by Danny Hignight at Providence Senior High School.

PERSONAL

Pronounced cam-PAN-uh ... his mother, Susan, played softball at Tufts ... majoring in management ... born Jackson Ross Campana on Aug. 29, 1993 in Winston-Salem, N.C.

CAMPANA'S CAREER STATS

OVERALL

Year	ERA	W-L	APP	GS	CG	SHO/CBO	SV	IP	H	R	ER	BB	SO	AB	O/BA	WP	HBP	BK	PO	A	E	Fld%
2013	2.61	0-0	8	0	0	0/2	0	10.1	11	4	3	8	8	38	.289	3	1	0	3	2	0	1.000
2014	6.75	0-0	3	0	0	0/0	0	2.2	1	2	2	1	2	9	.111	0	1	0	0	0	0	-----
Totals	3.46	0-0	11	0	0	0/2	0	13.0	12	6	5	9	10	47	.255	3	2	0	3	2	0	1.000

Year	Avg	GP-GS	AB	R	H	2B	3B	HR	RBI	TB	Sig%	BB	HP	SO	GDP	OB%	SF	SH	SB	PO	A	E	Fld%
2013	.333	4-0	3	0	1	1	0	0	1	2	.667	0	0	0	0	.333	0	0	0-0	3	2	0	1.000

ACC REGULAR SEASON

Year	ERA	W-L	APP	GS	CG	SHO/CBO	SV	IP	H	R	ER	BB	SO	AB	O/BA	WP	HBP	BK	PO	A	E	Fld%
2013	9.00	0-0	1	0	0	0/0	0	1.0	1	1	1	2	0	3	.333	1	0	0	0	0	0	-----
2014	6.75	0-0	3	0	0	0/0	0	2.2	1	2	2	1	2	9	.111	0	1	0	0	0	0	-----
Totals	7.36	0-0	4	0	0	0/0	0	3.2	2	3	3	3	2	12	.167	1	1	0	0	0	0	-----

Year	Avg	GP-GS	AB	R	H	2B	3B	HR	RBI	TB	Sig%	BB	HP	SO	GDP	OB%	SF	SH	SB	PO	A	E	Fld%
2013	.000	1-0	1	0	0	0	0	0	0	0	.000	0	0	0	0	.000	0	0	0-0	0	0	0	-----



VETERAN BIOS

17

C



PAUL CAMPBELL

RHP • L-R • 6-1 • 200 • SO. • 1VL
MALDEN, MASS.
SALISBURY (CONN.) SCHOOL
PARKS, RECREATION & TOURISM MANAGEMENT

CAMPBELL'S CAREER HIGHS

Total IP	3.1	Wake Forest	3-28-15
Scoreless IP	1.2	South Carolina	2-28-15
Hits	7	Boston College	4-10-15
Runs	6	Boston College	4-10-15
Earned Runs	6	Boston College	4-10-15
Walks	2	many (2)	-----
Strikeouts	6	Boston College	4-10-15

record his first career save at Boston College on April 10 ... pitched a scoreless seventh inning against Pepperdine in the Fullerton Regional on May 30.

BEFORE CLEMSON

Played in the Area Code Games with the Northeast Yankees ... had a team-best 0.83 ERA and led his squad to a 24-0 record and league championship ... No. 5 player and No. 2 righthander in Massachusetts by Perfect Game ... played with the New England Ruffnecks in the summer ... lettered four times in baseball at Salisbury School, where he was coached by John Toffey.

PERSONAL

Majoring in parks, recreation & tourism management ... born Paul Alan Campbell on July 26, 1995 in Malden, Mass.

Righthander who was a long reliever in 2015 ... has one of the hardest fastballs on the team ... strong candidate to become a starter in future seasons.

2015 (FRESHMAN)

Had an 0-2 record, one save and a 7.40 ERA in 13 appearances (one start) ... in 20.2 innings pitched, he allowed 27 hits (.303 opponents' batting average) and nine walks with 24 strikeouts ... had 15 strikeouts against four walks in 9.0 innings pitched in ACC regular-

season games ... pitched a perfect ninth inning with a strikeout against Maine at Augusta, Ga. on Feb. 20; it was his first career appearance ... pitched 1.2 perfect innings in relief with one strikeout against No. 10 South Carolina at Greenville, S.C., on Feb. 28 ... pitched the ninth inning, allowing no hits, no runs and no walks with three strikeouts at Western Carolina on March 24 ... pitched 3.1 innings in relief, allowing one run and no walks with four strikeouts against Wake Forest on March 28 ... pitched 3.0 innings in relief with six strikeouts to



CAMPBELL'S CAREER STATS

OVERALL																						
Year	ERA	W-L	APP	GS	CG	SHO/CBO	SV	IP	H	R	ER	BB	SO	AB	O/BA	WP	HBP	BK	PO	A	E	Fld%
2015	7.40	0-2	13	1	0	0/0	1	20.2	27	18	17	9	24	89	.303	2	1	1	2	2	0	1.000
ACC REGULAR SEASON																						
Year	ERA	W-L	APP	GS	CG	SHO/CBO	SV	IP	H	R	ER	BB	SO	AB	O/BA	WP	HBP	BK	PO	A	E	Fld%
2015	12.00	0-0	5	0	0	0/0	1	9.0	17	12	12	4	15	44	.386	0	0	0	0	1	0	1.000



VETERAN BIOS

6

C



ANDREW COX

OF/1B • L-L • 6-0 • 215 • *JR. • 2VL
BELTON, S.C.
BELTON-HONEA PATH HS
PARKS, RECREATION & TOURISM MANAGEMENT

A. COX'S CAREER HIGHS

Runs	2	many (2)	-----
Hits	2	many (10)	-----
Doubles	1	many (7)	-----
Home Runs	0	-----	-----
RBIs	2	many (2)	-----
Walks	1	many (18)	-----
Steals	1	many (6)	-----

Outfielder and first-baseman from nearby Belton, S.C. ... a career .221 hitter with a .290 on-base percentage in 87 games (59 starts) over two seasons ... has seven doubles, 11 RBIs, 30 runs, 18 walks, four hit-by-pitches and six steals ... three-time ACC Academic Honor Roll member.

2015 (REDSHIRT SOPHOMORE)

Team co-captain ... ACC Academic Honor Roll member ... hit .237 with 24 runs, six doubles, nine RBIs, a .295 on-base percentage, 13 walks, two hit-by-pitches and three steals in 56 games (50 starts at first base) ... hit

.333 with a .404 on-base percentage when leading off an inning ... hit .323 in 28 games away from home and .345 in 18 games on opponents' home fields ... went 2-for-3 with a double, RBI and two runs in the second game of a doubleheader against Maine at Augusta, Ga. on Feb. 21 ... went 2-for-4 with a run at Coastal Carolina on March 20 ... went 2-for-3 with two RBIs and a run against Wake Forest on March 29 ... went 2-for-5 with an RBI and two runs at Georgia Tech on April 25 ... went 2-for-3 with a run at No. 8 Florida State on May 15 ... went 2-for-4 with two RBIs against No. 18 Arizona State in the Fullerton Regional on May 29.

2014 (REDSHIRT FRESHMAN)

ACC Academic Honor Roll member ... hit .150 with six runs, one double, two RBIs, a .271 on-base percentage, five walks, two hit-by-pitches and three steals in 31 games (nine starts, including seven in left field and two at first base) ... went 2-for-4 with a walk and stolen base against Eastern Michigan on Feb. 14; it was his first career game; was 4-for-9 with two walks, two hit-by-pitches and two steals in the series ... went 1-for-2 with an RBI, a run and walk off the bench against Boston College on May 17 ... played for Florence in the Coastal Plain League in the summer, where he hit .274 with 17 runs, three doubles, one triple, eight RBIs and three steals in 30 games.

2013 (FRESHMAN)

Redshirted ... ACC Academic Honor Roll member ... played for High Point-Thomasville in the Coastal Plain League in the summer, where he hit .228 with one homer, two triples, one double, 11 RBIs, 15 runs and four steals in 40 games (28 starts).

BEFORE CLEMSON

Rated as the No. 11 player and No. 2 outfielder in South Carolina according to Diamond Prospects ... South Carolina Select All-Star ... two-time all-state selection ... three-time all-region selection ... defensive MVP as a sophomore, junior and senior ... International Paper Classic All-Tournament team as a junior and senior ... member of the state championship team as a freshman ... lettered five times in baseball and three times in football ... coached by Steve Williams at Belton-Honea Path High School.

PERSONAL

His father, Jimmy, was a member of the Clemson football team in 1979,80 ... his brother, Jay, was an outfielder on the 2011 Clemson baseball team ... majoring in parks, recreation & tourism management ... born Andrew Levi Cox on Nov. 23, 1993 in Greenwood, S.C.

A. COX'S CAREER STATS

OVERALL

Year	Avg	GP-GS	AB	R	H	2B	3B	HR	RBI	TB	Sig%	BB	HP	SO	GDP	OB%	SF	SH	SB	PO	A	E	Fld%
2014	.150	31-9	40	6	6	1	0	0	2	7	.175	5	2	12	1	.271	1	0	3-4	36	1	2	.949
2015	.237	56-50	173	24	41	6	0	0	9	47	.272	13	2	39	5	.295	2	3	3-6	404	24	6	.986
Totals	.221	87-59	213	30	47	7	0	0	11	54	.254	18	4	51	6	.290	3	3	6-10	440	25	8	.983

ACC REGULAR SEASON

Year	Avg	GP-GS	AB	R	H	2B	3B	HR	RBI	TB	Sig%	BB	HP	SO	GDP	OB%	SF	SH	SB	PO	A	E	Fld%
2014	.077	9-1	13	1	1	0	0	0	1	1	.077	1	0	2	1	.143	0	0	0-0	10	0	0	1.000
2015	.273	26-23	77	10	21	1	0	0	5	22	.286	8	0	15	1	.337	1	3	2-3	185	10	2	.990
Totals	.244	35-24	90	11	22	1	0	0	6	23	.256	9	0	17	2	.310	1	3	2-3	195	10	2	.990



VETERAN BIOS

1



MALEEKE GIBSON

OF • L-L • 5-10 • 150 • *JR. • 2VL
SUMTER, S.C.
THOMAS SUMTER ACADEMY
MANAGEMENT

GIBSON'S CAREER HIGHS

Runs	3	Georgia Tech	(1)4-26-13
Hits	3	Georgia Tech	4-27-13
Doubles	1	many (3)	-----
Home Runs	0	-----	-----
RBI's	4	Georgia Tech	4-27-13
Walks	1	many (5)	-----
Steals	2	Furman	(2)5-8-13

Came on to be the predominant leadoff batter in May 2013, but has seen limited action since ... has good speed ... a career .214 hitter with a .256 on-base percentage in 50 games (26 starts) over two seasons ... has three doubles, 16 RBIs, 20 runs, five walks, two hit-by-pitches and eight steals.

2015 (REDSHIRT SOPHOMORE)

ACC Academic Honor Roll member ... was 0-for-7 in 10 games off the bench.

2014 (SOPHOMORE)

Redshirted ... played for Forest City in the Coastal Plain League in the summer, where he hit .193 with 20 runs,

five doubles, one homer, 13 RBIs and 12 steals in 48 games.

2013 (FRESHMAN)

Hit .227 with 20 runs, three doubles, 16 RBIs, five walks, two hit-by-pitches and eight steals in 40 games (26 starts, including 15 as the DH and 11 in left field) ... came off the bench and went 1-for-2 against William & Mary on Feb. 16; it was his first career game ... hit a double and had two RBIs at No. 8 NC State on March 8 ... went 2-for-4 with a run at No. 8 NC State on March 10 ... went 1-for-2 with a game-high three runs off the bench in the first game of a doubleheader against No. 19 Georgia Tech on April 26 ... went 3-for-5 with four RBIs

and two runs against No. 19 Georgia Tech on April 27; was 4-for-8 with four RBIs and five runs in the series ... went 2-for-6 with three RBIs, one run and one steal in the first game of a doubleheader at Furman on May 8 ... went 2-for-4 with one RBI, two runs and two steals in the second game of a doubleheader at Furman on May 8 ... went 2-for-4 with a run against No. 9 NC State in the ACC Tournament on May 22.

BEFORE CLEMSON

No. 10 player in South Carolina by Perfect Game ... No. 34 prospect and No. 7 high school prospect in South Carolina by Baseball America ... No. 15 player and No. 3 outfielder in South Carolina by Diamond Prospects ... region MVP as a senior ... lettered five times in baseball ... coached by Bill DeLavan at Thomas Sumter Academy.

PERSONAL

Pronounced muh-LEEK ... majoring in management ... born Maleekee Sirion Gibson on Feb. 20, 1994 in Sumter, S.C.



GIBSON'S CAREER STATS

OVERALL

Year	Avg	GP-GS	AB	R	H	2B	3B	HR	RBI	TB	Sig%	BB	HP	SO	GDP	OB%	SF	SH	SB	PO	A	E	Fld%
2013	.227	40-26	110	20	25	3	0	0	16	28	.255	5	2	19	1	.271	1	2	8-9	16	1	1	.944
2015	.000	10-0	7	0	0	0	0	0	0	0	.000	0	0	4	0	.000	0	0	0-0	2	0	0	1.000
Totals	.214	50-26	117	20	25	3	0	0	16	28	.239	5	2	23	1	.256	1	2	8-9	18	1	1	.950

ACC REGULAR SEASON

Year	Avg	GP-GS	AB	R	H	2B	3B	HR	RBI	TB	Sig%	BB	HP	SO	GDP	OB%	SF	SH	SB	PO	A	E	Fld%
2013	.195	17-9	41	9	8	2	0	0	6	10	.244	2	0	7	0	.233	0	0	1-1	5	0	1	.833
2015	.000	2-0	2	0	0	0	0	0	0	0	.000	0	0	1	0	.000	0	0	0-0	0	0	0	-----
Totals	.186	19-9	43	9	8	2	0	0	6	10	.233	2	0	8	0	.222	0	0	1-1	5	0	1	.833



VETERAN BIOS

12

C



ROBERT JOLLY

C • L-R • 5-9 • 195 • SO. • 1VL
MYRTLE BEACH, S.C.
CAROLINA FOREST HS
PARKS, RECREATION & TOURISM MANAGEMENT

Catcher who came on late in the 2015 season to become the starting DH ... hits the ball to all fields ... Clemson's first lefthanded-hitting catcher since Brian Ellis (1997-00).

2015 (FRESHMAN)

Hit .351 with 12 runs, three doubles, eight RBIs, a .422 on-base percentage and seven walks against only six strikeouts in 25 games (12 starts as the DH) ... was 4-for-10 (.400) as a pinch-hitter and 5-for-13 (.385) in 13 games off the bench ... hit a pinch-hit single in his first career plate appearance against Maine at Augusta, Ga. on Feb. 20 ... hit a pinch-hit single against Winthrop

on March 3 ... came off the bench, hit a run-scoring single and scored a run at NC State on March 8 ... hit a pinch-hit, run-scoring double to tie the score in the sixth inning against Georgia on April 7 ... hit a pinch-hit single and scored a run at Georgia Tech on April 25 ... went 1-for-3 with the go-ahead run in the fifth inning and a walk against No. 18 College of Charleston on May 6; it was his first career start ... went 2-for-3 with a double, three RBIs, two runs and a walk against Georgia Southern on May 8 ... went 2-for-5 with two runs and a walk at Furman on May 12 ... went 2-for-4 with a run and walk at No. 8 Florida State on May 16 ... went 2-for-4 with an RBI against No. 3 Louisville in the ACC Tournament

JOLLY'S CAREER HIGHS

Runs	2	many (2)	-----
Hits	3	Pepperdine	5-30-15
Doubles	1	many (3)	-----
Home Runs	0	-----	-----
RBIs	3	Georgia Southern	5-8-15
Walks	1	many (7)	-----
Steals	0	-----	-----

on May 21 ... went 3-for-5 with an RBI and a run against Pepperdine in the Fullerton Regional on May 30 ... played for Wilson in the Coastal Plain League in the summer, where he hit .265 with 13 runs, three doubles, 13 RBIs, 32 walks and a .406 on-base percentage in 40 games.

BEFORE CLEMSON

MVP of the Select Games ... team MVP during his junior and senior seasons ... No. 1 catcher in South Carolina according to Diamond Prospects ... No. 27 player and No. 3 catcher in South Carolina according to Perfect Game ... lettered four times in baseball and two times in football at Carolina Forest High School, where he was coached by Jack Jolly.

PERSONAL

His father, Jack, was a pitcher at Coastal Carolina ... his brother, Matthew, was a pitcher at Newberry ... majoring in parks, recreation & tourism management ... born Robert Alan Jolly on Oct. 9, 1995 in Myrtle Beach, S.C.



JOLLY'S CAREER STATS

OVERALL																				
Year	Avg	GP-GS	AB	R	H	2B	3B	HR	RBI	TB	Slg%	BB	HP	SO	GDP	OB%	SF	SH	SB	PO
2015	.351	25-12	57	12	20	3	0	0	8	23	.404	7	0	6	1	.422	0	2	0-0	20
ACC REGULAR SEASON																				
Year	Avg	GP-GS	AB	R	H	2B	3B	HR	RBI	TB	Slg%	BB	HP	SO	GDP	OB%	SF	SH	SB	PO
2015	.333	8-3	15	4	5	0	0	0	1	5	.333	3	0	2	1	.444	0	1	0-0	7



VETERAN BIOS

36

C



PAT KRALL

LHP • L-L • 6-5 • 220 • JR. • 1VL
DOWNTOWN, PA.
TEMPLE UNIVERSITY
MANAGEMENT

KRALL'S CAREER HIGHS

Total IP	4.2	Coastal Carolina	3-17-15
Scoreless IP	2.0	many (3)	-----
Hits	5	Wofford	5-5-15
Runs	5	Wofford	5-5-15
Earned Runs	5	Wofford	5-5-15
Walks	2	Coastal Carolina	3-17-15
Strikeouts	5	Wofford	5-5-15

pearances ... Big 5 Co-Rookie-of-the-Year ... coached by Ryan Wheeler at Temple, who discontinued baseball after the 2014 season, allowing Krall to be eligible to play at Clemson in 2015 ... all-league as a junior and senior at Downingtown West High School ... all-county as a junior ... lettered three times in baseball at Downingtown West High School, where he was coached by Dave Oleszek.

PERSONAL

Pronounced KRAHL ... majoring in management ... born Patrick Thomas Krall on Aug. 27, 1994 in Downingtown, Pa.

Lefthander who was one of Clemson's top relievers in 2015 after a successful season at Temple, who dropped baseball, in 2014 ... will be counted on during 2016 season as one of the go-to pitchers out of the bullpen ... in 65.1 innings pitched over 43 relief appearances and two seasons (one at Temple and one at Clemson) at the collegiate level, he has a 3-4 record, five saves and a 2.62 ERA while allowing 49 hits (.209 opponents' batting average), no homers, 18 walks and no wild pitches with 50 strikeouts.

2015 (SOPHOMORE)

ACC Academic Honor Roll member ... had a 2-4 record, three saves and a 4.03 ERA in 27 relief appearances ... in 38.0 innings pitched, he allowed 32 hits (.229 opponents' batting average), no homers and 11 walks with 38 strikeouts ... led the team in appearances ... had the most appearances by a Tiger lefthander since 2009 (Ryan Hinson) and the most relief appearances by a Tiger lefthander since 2006 (Daniel Moskos) ... did not throw a wild pitch ... only allowed four of his 23 inherited baserunners to score ... had a 1-1 record, two saves, a 2.38 ERA, .205 opponents' batting average and 10 strikeouts against four walks in 11.1 innings pitched over 10 relief appearances in ACC regular-season games ... pitched 3.1 innings in relief, allowing two hits, no earned runs and one walk with three strikeouts in the second game of a doubleheader against Notre Dame on March 14 ... pitched 4.2 innings in relief, allowing three hits, no earned runs and two walks with four strikeouts at Coastal Carolina on March 20 ... pitched 2.0 innings in relief, allowing two hits, no runs and no walks with one strikeout at Western Carolina on March 24 ... pitched 2.0 innings in relief, allowing two hits, no runs and no walks with one strikeout against Presbyterian College on April 1 ... pitched 0.1 innings in relief, allowing no hits and no runs with one strikeout to earn his first win as a Tiger against North Carolina on April 4 ... pitched 1.1 innings in relief, allowing one hit, no runs and no walks with one strikeout to record his first save as a Tiger at Boston College on April 12 ... pitched a hitless and scoreless ninth inning with one strikeout to record the save against Gardner-Webb on April 15 ... pitched 1.1 perfect innings in relief with two strikeouts to earn the win at Furman on May 12 ... pitched 2.0 innings in relief, allowing no hits, no runs and no walks with three strikeouts to record the save at No. 8 Florida State on May 14.



KRALL'S CAREER STATS

OVERALL																			
Year	ERA	W-L	APP	GS	CG	SHO/CBO	SV	IP	H	R	ER	BB	SO	AB	O/BA	WP	HBP	BK	PO
2014*	0.66	1-0	16	0	0	0/0	2	27.1	17	3	2	7	12	94	.181	0	3	0	0
2015	4.03	2-4	27	0	0	0/0	3	38.0	32	22	17	11	38	140	.229	0	1	0	2
Totals	2.62	3-4	43	0	0	0/0	5	65.1	49	25	19	18	50	234	.209	0	4	0	2

* - Temple

ACC REGULAR SEASON

Year	ERA	W-L	APP	GS	CG	SHO/CBO	SV	IP	H	R	ER	BB	SO	AB	O/BA	WP	HBP	BK	PO
2015	2.38	1-1	10	0	0	0/0	2	11.1	9	5	3	4	10	44	.205	0	0	0	1

VETERAN BIOS

48

C



GARRETT LOVORN

RHP • R-R • 6-3 • 235 • *JR. • 1VL
PENDLETON, S.C.
PENDLETON HS
PARKS, RECREATION & TOURISM MANAGEMENT

LOVORN'S CAREER HIGHS

Total IP	3.2	Liberty	4-22-14
Scoreless IP	3.2	Liberty	4-22-14
Hits	3	Notre Dame	5-11-14
Runs	3	Oregon	5-30-14
Earned Runs	3	Oregon	5-30-14
Walks	3	Liberty	4-22-14
Strikeouts	4	Liberty	4-22-14

one save, a 7.53 ERA and 16 strikeouts in 14.1 innings pitched over 12 relief appearances.

2013 (FRESHMAN)

Redshirted as a member of the developmental squad.

BEFORE CLEMSON

Rated as the No. 12 pitcher in South Carolina by Diamond Prospects ... North/South All-Star Game participant ... lettered four times in baseball ... coached by David Skelly at Pendleton High School.

PERSONAL

Pronounced Luh-VOHRN ... his cousin, Riley Lovorn, was a member of the Clemson women's golf team ... majoring in parks, recreation & tourism management ... born Garrett Wade Lovorn on May 7, 1994 in Anderson, S.C.

Junior righthander who was a long reliever in 2014.

2015 (REDSHIRT SOPHOMORE)

Did not appear in a game.

2014 (REDSHIRT FRESHMAN)

Had an 0-0 record and a 5.06 ERA in nine relief appearances ... in 10.2 innings pitched, he allowed 10 hits (.233 opponents' batting average) and seven walks with 10 strikeouts ... pitched 1.1 innings in relief, allowing

no hits and no earned runs with one strikeout at Georgia Southern on March 18; it was his first career appearance ... pitched 0.2 hitless and scoreless innings in relief at Pittsburgh on April 20 ... pitched 3.2 innings in relief, allowing one hit and no runs with four strikeouts against Liberty on April 22 ... pitched a scoreless ninth inning against James Madison on May 3 ... pitched a hitless and scoreless eighth inning with two strikeouts at Notre Dame on May 9 ... played for Asheboro in the Coastal Plain League in the summer, where he was 1-0 with



LOVORN'S CAREER STATS

OVERALL																						
Year	ERA	W-L	APP	GS	CG	SHO/CBO	SV	IP	H	R	ER	BB	SO	AB	O/BA	WP	HBP	BK	PO	A	E	Fld%
2014	5.06	0-0	9	0	0	0/0	0	10.2	10	7	6	7	10	43	.233	5	4	0	0	1	2	.333
ACC REGULAR SEASON																						
Year	ERA	W-L	APP	GS	CG	SHO/CBO	SV	IP	H	R	ER	BB	SO	AB	O/BA	WP	HBP	BK	PO	A	E	Fld%
2014	7.36	0-0	5	0	0	0/0	0	3.2	7	3	3	2	4	18	.389	2	1	0	0	0	1	.000



VETERAN BIOS

20

C



DREW MOYER

RHP • L-R • 6-3 • 225 • *SO. • 1VL
GILBERT, S.C.
GILBERT HS
SOCIOLOGY

MOYER'S CAREER HIGHS

Total IP	4.0	many (2)	-----
Scoreless IP	4.0	many (2)	-----
Hits	5	Wake Forest	⁽¹⁾ 3-15-14
Runs	4	Western Carolina	3-4-14
Earned Runs	4	Western Carolina	3-4-14
Walks	4	Florida State	⁽¹⁾ 3-22-14
Strikeouts	4	Maine	⁽¹⁾ 2-21-15

Notre Dame on May 11 ... pitched 1.1 perfect innings in relief with a strikeout to earn the win at Furman on May 13 ... pitched 2.0 innings in relief, allowing two hits, no runs and no walks with one strikeout against Boston College on May 16 ... retired the only batter he faced in the ninth inning and the potential go-ahead run on third base to earn the win against No. 3 Miami (Fla.) in the ACC Tournament on May 22.

BEFORE CLEMSON

Top-500 player in the nation by Perfect Game ... No. 12 player and No. 5 pitcher in South Carolina by Diamond Prospects ... Rawlings First-Team All-Atlantic Region selection as a senior ... all-state selection as a senior ... all-region selection as a junior and senior ... member of the state championship team as a junior ... member of the region championship team as a junior ... lettered multiple times in baseball at Gilbert High School, where he was coached by Ashley Burnett.

PERSONAL

His father, Mike, played football at Newberry ... majoring in sociology ... born Andrew Michael Moyer on July 30, 1995 in Gilbert, S.C.

Righthander who was one of Clemson's top relievers in 2014 and was the closer during the first half of 2015 before suffering a season-ending injury ... in 49.1 innings pitched over 38 relief appearances and two seasons, he has a 6-1 record, four saves and a 3.10 ERA while allowing 50 hits (.267 opponents' batting average), one homer and 27 walks with 47 strikeouts.

2015 (SOPHOMORE)

Had a 1-0 record, two saves and 1.74 ERA in 10 relief appearances ... in 10.1 innings pitched, he allowed 10 hits (.250 opponents' batting average) and five walks with 15 strikeouts ... in 6.2 innings pitched over five relief appearances in games away from home, he allowed three hits (all singles) (.130 opponents' batting average) and no runs with 10 strikeouts ... pitched 1.0 innings in relief, allowing no walks with two strikeouts to record the save against West Virginia on Feb. 14 ... pitched 3.0 innings in relief, allowing one hit, no runs and one walk with four strikeouts in the first game of a doubleheader against Maine at Augusta, Ga. on Feb. 21 ... pitched a perfect ninth inning with two strikeouts to record the save at NC State on March 6 ... pitched 1.2 innings in relief, allowing one hit and no runs with three strikeouts to earn the win at Virginia Tech on March 20 ... suffered an injury against Furman on March 31 and missed the rest of the season; received a medical redshirt.

2014 (FRESHMAN)

Had a 5-1 record, two saves and a 3.46 ERA in 28 relief appearances ... in 39.0 innings pitched, he allowed 40 hits (.272 opponents' batting average), no homers and 22 walks with 32 strikeouts ... tied for eighth in Tiger history in relief appearances and tied for ninth in appearances ... led the team in appearances ... had a 1-1 record, one save and a 3.00 ERA in 21.0 innings pitched over 10 relief appearances in ACC regular-season games ... had a 4-1 record, one save, an 0.87 ERA and a .203 opponents' batting average in 20.2 innings pitched over 14 relief appearances in night games ... in 32.2 innings pitched after the fifth inning, he allowed just nine earned runs (2.48 ERA) ... allowed only 10 earned runs (2.45 ERA) in 36.2 innings pitched over his last 24 appearances ... retired the only batter he faced in relief against Maine on Feb. 22; it was his first career appearance ... pitched 0.2 scoreless innings in relief with two strikeouts at No.



MOYER'S CAREER STATS

OVERALL

Year	ERA	W-L	APP	GS	CG	SHO/CBO	SV	IP	H	R	ER	BB	SO	AB	O/BA	WP	HBP	BK	PO	A	E	Fld%
2014	3.46	5-1	28	0	0	0/1	2	39.0	40	20	15	22	32	147	.272	5	1	0	2	6	3	.727
2015	1.74	1-0	10	0	0	0/1	2	10.1	10	2	2	5	15	40	.250	0	1	0	0	0	1	.000
Totals	3.10	6-1	38	0	0	0/2	4	49.1	50	22	17	27	47	187	.267	5	2	0	2	6	4	.667

ACC REGULAR SEASON

Year	ERA	W-L	APP	GS	CG	SHO/CBO	SV	IP	H	R	ER	BB	SO	AB	O/BA	WP	HBP	BK	PO	A	E	Fld%
2014	3.00	1-1	10	0	0	0/0	1	21.0	27	9	7	11	16	83	.325	3	0	0	0	4	1	.800
2015	2.08	1-0	5	0	0	0/1	1	4.1	3	1	1	3	6	15	.200	0	0	0	0	0	0	-----
Totals	2.84	2-1	15	0	0	0/1	2	25.1	30	10	8	14	22	98	.306	3	0	0	0	4	1	.800

VETERAN BIOS

25

C



CHRIS OKEY

C • R-R • 5-11 • 195 • JR. • 2VL
MOUNT DORA, FLA.
EUSTIS HS
PARKS, RECREATION & TOURISM MANAGEMENT

OKEY'S CAREER HIGHS

Runs	3	many (3)	-----
Hits	3	many (9)	-----
Doubles	2	many (2)	-----
Home Runs	2	many (2)	-----
RBIs	5	Furman	5-12-15
Walks	2	many (6)	-----
Steals	1	many (6)	-----

Catcher who has made many acrobatic plays ... aggressive hitter who was Clemson's top power hitter in 2015 ... one of the team's best and most vocal leaders ... a career .282 hitter with a .351 on-base percentage in 122 games (122 starts) over two seasons ... has 25 doubles, two triples, 16 homers, 98 RBIs, 77 runs, 49 walks, six hit-by-pitches and six steals ... two-time USA Collegiate National Team member ... preseason first-team All-American by Baseball America and Perfect Game ... preseason second-team All-American by College Sports Madness, Collegiate Baseball, D1Baseball and NCBWA ... preseason first-team All-ACC by College Sports Madness and Perfect Game ... No. 19 college prospect for the 2016 draft in the preseason by D1Baseball ... No. 25 prospect for the 2016 draft in the preseason by Baseball America ... No. 20 junior in the nation in the preseason by Perfect Game ... No. 4 ACC prospect for the 2016 draft in the preseason by Baseball America

and Perfect Game ... best defensive catcher in the ACC in the preseason by Baseball America.

2015 (SOPHOMORE)

Team co-captain ... Johnny Bench Award semifinalist ... first-team All-American by NCBWA and Perfect Game; became Clemson's first All-America catcher since 1997 (Matthew LeCroy) ... second-team All-American by Collegiate Baseball ... third-team All-American by Baseball America ... second-team All-Atlantic Region by ABCA ... First-Team All-ACC selection; became the first Tiger named First-Team All-ACC catcher since 1997 (Matthew LeCroy) ... second-team All-ACC by College Sports Madness ... won the Mitchell Award, given to the team's most valuable player ... hit .315 with 50 runs, 16 doubles, one triple, 12 homers, 57 RBIs, a .545 slugging percentage, .389 on-base percentage, 27 walks, four hit-by-pitches and three steals in 61 starts at catcher ... sixth in the ACC in homers, eighth in slugging percentage (.545), eighth in total bases (128) and tied for eighth in RBIs ... led the team in homers, total bases, slugging percentage and pickoffs (3) ... was the catcher for 534 of Clemson's 549 innings on defense ... had only one passed ball ... had 20 multiple-hit games, including a team-high eight games with at least three hits ... had 15 multiple-RBI games, including a team-high eight games with at least three RBIs ... had a 10-game hitting streak in April ... named ACC Player-of-the-Week on April 13 for his performance in five games from April 7-12; was 13-for-23 (.565) with three homers, two doubles, seven RBIs and six runs ... went 2-for-4 with a homer, four RBIs and two runs against No. 10 South Carolina on Feb. 27 ... went 2-for-5 with a two-out grand slam in the 10th inning to score the game's only runs at Virginia Tech on March 20 ... went 3-for-6 with a double, three RBIs and two runs at Western Carolina on March 24 ... hit a three-run homer against Furman on March 31 ... hit a three-run homer against North Carolina on April 5 ... went 3-for-4 with a homer, double, four RBIs and two runs at Boston College on April 10 ... hit two homers with three RBIs at Boston College on April 11 ... went 3-for-5 with a run at Boston College on April 12; was 8-for-14 with three homers, a double, seven RBIs and five runs in the series ... went 3-for-3 with the game-winning homer in the eighth inning, two RBIs and two runs against Georgia Southern on May 9 ... went 3-for-6 with two homers, a team-season-high five RBIs,

three runs and a walk at Furman on May 12 ... played for the USA Collegiate National Team in the summer, where he hit .138 with four runs, two doubles, two RBIs and one steal in 13 games; one of four players who received the USA Baseball International Performance-of-the-Year award for being the catcher on the team's no-hitter of the Cuban national team.

2014 (FRESHMAN)

Hit .248 with 27 runs, nine doubles, one triple, four homers, 41 RBIs, a .311 on-base percentage, 22 walks, two hit-by-pitches and three steals in 61 games (61 starts, including 41 at catcher and 20 as the DH) ... hit .278 with three homers and a team-high 22 RBIs in ACC regular-season games ... had 12 multiple-RBI games ... went 2-for-5 with a two-run single in his first career plate appearance against Eastern Michigan on Feb. 14; became the first freshman in Tiger history with a hit that scored two runs in the first inning of a season ... went 3-for-3 with four RBIs, a run and walk against Virginia Tech on March 9 ... hit a three-run homer, his first career long ball, at Wake Forest on March 14 ... went 2-for-4 against No. 1 Florida State on March 22; was 6-for-12 with two doubles, an RBI and a run in the series ... played for the USA Collegiate National Team in the summer, where he hit .286 with four doubles, one homer, six RBIs and a .407 on-base percentage in 22 games; second on the team in on-base percentage and fourth in batting average; was 2-for-3 with two RBIs to lead the team to victory in the gold medal game in The Netherlands, where he was named "Mr. Popular."

BEFORE CLEMSON

Drafted in the 31st round (No. 928 overall pick) by the San Diego Padres ... No. 20 player and No. 4 catcher in the nation and No. 2 player in Florida by Perfect Game ... No. 72 player in the nation and No. 5 player in Florida by Baseball America ... two-time USA 18U National Team member (2011,12) ... USA 16U National team member (2010) ... Perfect Game All-American Classic participant in San Diego, Calif. ... Perfect Game National Showcase participant in Minneapolis, Minn. ... FACA All-Star Game participant ... East Coast Pro Showcase participant in Syracuse, N.Y. ... lettered four times in baseball at Eustis High School, where he was coached by David Lee.

PERSONAL

His father, Chuck, played football at Presbyterian College ... his mother, Kim, was a cheerleader at Clemson ... his grandfather was a president of IPTAY at Clemson ... majoring in parks, recreation & tourism management ... born Christopher Campbell Okey on Dec. 29, 1994 in Altamonte Springs, Fla.

OKEY'S CAREER STATS

OVERALL

Year	Avg	GP-GS	AB	R	H	2B	3B	HR	RBI	TB	Slg%	BB	HP	SO	GDP	OB%	SF	SH	SB	PO	A	E	Fld%
2014	.248	61-61	226	27	56	9	1	4	41	79	.350	22	2	33	7	.311	7	1	3-5	317	33	3	.992
2015	.315	61-61	235	50	74	16	1	12	57	128	.545	27	4	49	9	.389	4	2	3-3	474	45	3	.994
Totals	.282	122-122	461	77	130	25	2	16	98	207	.449	49	6	82	16	.351	11	3	6-8	791	78	6	.993

ACC REGULAR SEASON

Year	Avg	GP-GS	AB	R	H	2B	3B	HR	RBI	TB	Slg%	BB	HP	SO	GDP	OB%	SF	SH	SB	PO	A	E	Fld%
2014	.278	29-29	108	13	30	3	0	3	22	42	.389	8	0	17	2	.317	4	0	2-3	147	13	2	.988
2015	.313	29-29	115	23	36	10	0	5	24	61	.530	12	3	24	4	.392	0	1	2-2	215	19	1	.996
Totals	.296	58-58	223	36	66	13	0	8	46	103	.462	20	3	41	6	.356	4	1	4-5	362	32	3	.992



VETERAN BIOS

5



CHASE PINDER

OF/INF • R-R • 5-10 • 185 • SO. • 1VL
POQUOSON, VA.
POQUOSON HS
SPORTS COMMUNICATION

PINDER'S CAREER HIGHS

Runs	2	many (5)	-----
Hits	3	Maine	(2) 2-21-15
Doubles	1	many (8)	-----
Home Runs	1	many (3)	-----
RBIs	3	Virginia Tech	3-21-15
Walks	3	many (2)	-----
Steals	1	many (2)	-----

Outfielder and infielder who was the primary starter at second base until his season ended due to a shoulder injury in May ... No. 58 sophomore in the nation in the preseason by Perfect Game.

2015 (FRESHMAN)

All-ACC Academic selection ... ACC Academic Honor Roll member ... hit .256 with 18 runs, eight doubles, one triple, three homers, 26 RBIs, a .360 on-base percentage, 21 walks, six hit-by-pitches and two steals in 46 starts (35 at second base and 11 as the DH) ... had a .970 fielding percentage, committing only five errors in 164 chances ... hit .348 with runners on base and .372 with runners in scoring position ... had 16 two-out RBIs

... had 11 multiple-hit games ... went 3-for-4 with a run in the second game of a doubleheader against Maine at Augusta, Ga. on Feb. 21 ... went 2-for-4 with a triple and two RBIs against No. 10 South Carolina on Feb. 27 ... hit a two-run homer, the first long ball of his career, in the first game of a doubleheader against Notre Dame on March 14 ... went 2-for-4 with an RBI and two runs at Coastal Carolina on March 20 ... went 2-for-5 with a homer, double, three RBIs and two runs at Virginia Tech on March 21 ... was hit by a 3-2 pitch with two outs in the ninth inning to score the walkoff run against Furman on March 31 ... went 2-for-4 with a homer against Georgia on April 7 ... went 2-for-4 with a double, two RBIs and a steal at Boston College on April 10 ... suffered a shoulder

injury at Wofford on May 5 and missed the rest of the season ... No. 88 freshman in the nation in the preseason by Perfect Game ... No. 12 ACC prospect for the 2017 draft in the preseason by Perfect Game.

BEFORE CLEMSON

Received All-America honors ... state player-of-the-year as a senior ... state All-Star Game selection ... all-district and all-region as a sophomore ... No. 331 player and No. 70 outfielder in the nation and No. 11 player in Virginia by Perfect Game ... member of the state championship football team as a freshman ... lettered four times in baseball and two times in football at Poquoson High School, where he was coached by Kenny Bennett.

PERSONAL

His father, Chris, played baseball at Florida State and Virginia Commonwealth ... his brother, Chad, played baseball at Virginia Tech ... majoring in sports communication ... born Chase Alexander Pinder on March 16, 1996 in Poquoson, Va.



PINDER'S CAREER STATS

OVERALL																							
Year	Avg	GP-GS	AB	R	H	2B	3B	HR	RBI	TB	Slg%	BB	HP	SO	GDP	OB%	SF	SH	SB	PO	A	E	Fld%
2015	.256	46-46	160	18	41	8	1	3	26	60	.375	21	6	22	5	.360	2	2	2-3	69	90	5	.970
ACC REGULAR SEASON																							
Year	Avg	GP-GS	AB	R	H	2B	3B	HR	RBI	TB	Slg%	BB	HP	SO	GDP	OB%	SF	SH	SB	PO	A	E	Fld%
2015	.282	25-25	85	7	24	6	0	2	17	36	.424	10	5	12	3	.390	0	1	1-2	38	45	4	.954



VETERAN BIOS

11

C



ADAM RENWICK

INF • R-R • 6-0 • 175 • SO. • 1VL
SPARTANBURG, S.C.
DORMAN HS
PARKS, RECREATION & TOURISM MANAGEMENT

RENWICK'S CAREER HIGHS

Runs	1	many (3)	-----
Hits	1	many (4)	-----
Doubles	1	Maine	2-20-15
Home Runs	0	-----	-----
RBIs	1	Western Carolina	3-24-15
Walks	1	Furman	5-12-15
Steals	0	-----	-----

eight RBIs, 21 walks, 11 hit-by-pitches, a .390 on-base percentage and one steal in 40 games.

BEFORE CLEMSON

All-region as a sophomore and senior ... team MVP as a senior ... received the team's Defensive Award as a senior ... No. 5 player and No. 2 shortstop in South Carolina by Diamond Prospects ... No. 12 player in South Carolina by Perfect Game ... lettered five times in baseball and one time in football at Dorman High School, where he was coached by Matthew West.

PERSONAL

His father, David, played baseball at Wofford ... majoring in parks, recreation & tourism management ... born Adam David Renwick on Oct. 15, 1995 in Concord, N.C.

Infielder who was a late-inning defensive replacement at second base in 2015 ... had a strong fall and will compete for the starting job at third base.

2015 (FRESHMAN)

Hit .200 with three runs, one double, one RBI, a .273 on-base percentage, one walk and one hit-by-pitch in 25 games (two starts at second base) ... led the offensive players in games off the bench (23) ... was 2-for-6 (.333)

with runners in scoring position ... was 3-for-7 (.429) with a .556 on-base percentage in 12 games away from home ... hit a double off the bench in his first career plate appearance against Maine at Augusta, Ga. on Feb. 20 ... came off the bench, hit a single and scored a run at NC State on March 8 ... went 1-for-2 with an RBI off the bench at Western Carolina on March 24 ... played for Florence in the Coastal Plain League in the summer, where he hit .211 with 21 runs, seven doubles,



RENWICK'S CAREER STATS

OVERALL																							
Year	Avg	GP-GS	AB	R	H	2B	3B	HR	RBI	TB	Slg%	BB	HP	SO	GDP	OB%	SF	SH	SB	PO	A	E	Fld%
2015	.200	25-2	20	3	4	1	0	0	1	5	.250	1	1	9	0	.273	0	0	0-0	18	21	4	.907
ACC REGULAR SEASON																							
Year	Avg	GP-GS	AB	R	H	2B	3B	HR	RBI	TB	Slg%	BB	HP	SO	GDP	OB%	SF	SH	SB	PO	A	E	Fld%
2015	.100	13-1	10	1	1	0	0	0	0	1	.100	0	1	5	0	.182	0	0	0-0	7	10	2	.895



VETERAN BIOS

26

C



REED ROHLMAN

OF/1B • L-L • 6-0 • 210 • *SO. • 1VL
MOORE, S.C.
JAMES F. BYRNES HS
PARKS, RECREATION & TOURISM MANAGEMENT

ROHLMAN'S CAREER HIGHS

Runs	4	Wofford	2-25-15
Hits	4	Wofford	2-25-15
Doubles	3	Florida State	5-16-15
Home Runs	1	many (3)	-----
RBIs	4	many (3)	-----
Walks	2	many (4)	-----
Steals	1	many (3)	-----

2014 (FRESHMAN)

Redshirted ... played for Columbia in the Coastal Plain League in the summer, where he hit .300 with four doubles, one homer, 12 RBIs and a .402 on-base percentage in 22 games.

BEFORE CLEMSON

Top-500 player in the nation by Perfect Game ... No. 6 outfielder in South Carolina by Diamond Prospects ... all-state as a sophomore and junior ... all-region selection as a freshman, sophomore and junior ... member of the state runner-up team as a freshman, sophomore and junior ... lettered three times in baseball at James F. Byrnes High School, where he was coached by Michael Maus.

PERSONAL

Majoring in parks, recreation & tourism management ... born Reed Wayne Rohlman on Jan. 5, 1995 in Charlotte, N.C.

Outfielder and first-baseman who burst onto the scene as one of the best freshman hitters in the nation in 2015 ... preseason second-team All-American by NCBWA ... preseason first-team All-ACC by College Sports Madness and Perfect Game.

2015 (REDSHIRT FRESHMAN)

Third-team All-American by College Sports Madness; became only the second Tiger freshman in history to earn All-America honors and the first since 2005 (Taylor Harbin) ... first-team freshman All-American by Baseball America, D1Baseball, NCBWA and Perfect Game ... freshman All-American by Collegiate Baseball ... second-team All-Atlantic Region by ABCA ... first-team All-ACC by College Sports Madness ... Second-Team All-ACC selection ... hit .356 with 43 runs, 17 doubles, three homers, 58 RBIs, a .412 on-base percentage, 23 walks, one hit-by-pitch and three steals in 61 games (59 starts, including 58 in left field and one as the DH) ... third in the ACC in batting average, third in hits (84), tied for sixth in RBIs and tied for ninth in doubles ... led the team in batting average, hits, doubles, RBIs, multiple-hit games (26) and multiple-RBI games (17) ... became the first freshman since 2005 (Brad Chalk) to lead the team in batting average ... became the first freshman since 2000 (Jeff Baker) to lead the team in RBIs ... hit a team-high .404 with runners in scoring position and a team-high .358 with runners on base ... had a team-tying-high 19 two-out RBIs ... hit a team-high .373 with 11 doubles, two homers, 29 RBIs and 22 runs in 29 ACC regular-season games ... hit .370 with four doubles, one homer and 17 RBIs in 13 games against top-25 ranked teams ... reached base in 29 consecutive games from March to April ... had a 13-game hitting streak in April ... named ACC Co-Player-of-the-Week on May 18 for his performance in four games from May 12-16; was 9-for-15 (.600) with four doubles, one homer, 11 RBIs, four runs and two walks ... hit a pinch-hit double in his first career plate appearance against West Virginia on Feb. 13 ... went 3-for-5 with three RBIs against Maine at Augusta, Ga. on Feb. 20 ... went 4-for-4 with his first career homer, a double, a team-tying-season-high four runs and a walk against Wofford on Feb. 25 ... went 3-for-5 with a double, RBI and two runs at No. 8 South Carolina on March 2 ... went 3-for-4 with two doubles, four RBIs, three runs and a steal at Virginia Tech on March 21 ... went 3-for-3 with the walkoff run in the 11th inning and two walks against North Carolina on April 4; was 6-for-11 with a double, RBI, five runs and three walks in the series ... went 2-for-4 with a double, four RBIs, a

run and two walks at Furman on May 12 ... went 2-for-3 with a homer and three RBIs at No. 8 Florida State on May 15 ... went 3-for-4 with a school-record-tying and team-season-high three doubles and four RBIs at No. 8 Florida State on May 16; was 7-for-11 (.636) with three doubles, one homer, seven RBIs and three runs in the series ... went 3-for-4 with a run against North Carolina in the ACC Tournament on May 22; was 6-for-12 (.500) with two RBIs and two runs in the ACC Tournament ... played for Lexington County in the Coastal Plain League in the summer, where he hit .203 with seven runs, two homers, three RBIs and one steal in 17 games.



ROHLMAN'S CAREER STATS

OVERALL																							
Year	Avg	GP-GS	AB	R	H	2B	3B	HR	RBI	TB	Slg%	BB	HP	SO	GDP	OB%	SF	SH	SB	PO	A	E	Fld%
2015	.356	61-59	236	43	84	17	0	3	58	110	.466	23	1	35	5	.412	2	0	3-5	94	1	5	.950
ACC REGULAR SEASON																							
Year	Avg	GP-GS	AB	R	H	2B	3B	HR	RBI	TB	Slg%	BB	HP	SO	GDP	OB%	SF	SH	SB	PO	A	E	Fld%
2015	.373	29-29	118	22	44	11	0	2	29	61	.517	8	1	15	3	.414	1	0	2-3	54	0	2	.964

VETERAN BIOS

32

C



CLATE SCHMIDT

RHP • R-R • 6-2 • 205 • SR. • 3VL
ACWORTH, GA.
ALLATOONA HS
PARKS, RECREATION & TOURISM MANAGEMENT

SCHMIDT'S CAREER HIGHS

Total IP	8.1	Georgia Tech	5-23-14
Scoreless IP	6.0	High Point	5-7-14
Hits	11	Georgia Tech	4-27-13
Runs	10	Furman	5-12-15
Earned Runs	8	Furman	5-12-15
Walks	5	Boston College	4-6-13
Strikeouts	7	NC State	4-7-14

2013 (FRESHMAN)

Had a 3-4 record and 5.34 ERA in 16 appearances (11 starts) ... in 55.2 innings pitched, he allowed 82 hits and 26 walks with 25 strikeouts ... held opponents to 1-for-9 (.111) with one strikeout against no walks with the bases loaded ... pitched 2.2 innings in relief, allowing no runs and no walks with three strikeouts against William & Mary on Feb. 16; it was his first career appearance ... pitched 4.0 innings in a starting role, allowing no runs and one walk with two strikeouts to earn his first career win in the second game of a doubleheader against Wright State on Feb. 23; it was his first career start ... pitched 7.0 innings in a starting role, allowing five hits, two runs and three walks with five strikeouts to earn the win against No. 7 South Carolina at Greenville, S.C., on March 2; received the Bob Bradley Award, becoming the first freshman to win the award since 2007 and the first pitcher to win the award since 2006 ... pitched 7.0 innings in a starting role, allowing six hits and two runs to earn the win at Boston College on April 6 ... pitched 3.2 innings in relief, allowing no hits, no runs and no walks with one strikeout at No. 8 Florida State on May 17 ... played for Falmouth in the Cape Cod League in the summer, where he pitched 8.2 innings over three appearances (two starts).

BEFORE CLEMSON

Drafted in the 36th round (No. 1,114 overall pick) by the Detroit Tigers ... No. 31 player and No. 10 righthander in the nation and No. 4 player in Georgia according to Perfect Game ... No. 171 prospect in the nation and No. 14 prospect in Georgia by Baseball America ... East Coast Pro Showcase ... All-American by Perfect Game ... USA 18U National Team member ... all-state as a senior ... Cobb County Pitcher-of-the-Year as a senior ... All-Cobb County as a freshman, sophomore, junior and senior ... lettered four times in baseball and three times in basketball ... coached by Keith Hansen at Allatoona High School.

PERSONAL

Diagnosed with nodular sclerosing Hodgkin's lymphoma in May 2015; drafted by the Red Sox on June 10, 2015, the same day he began chemotherapy; became cancer free in late July ... his father, Marine Col. Dwight Schmidt, has flown F-18 fighter jets for over 20 years, including an extended tour in Iraq and Afghanistan; he is now a pilot with Delta ... his brother, Clarke, is a sophomore righthander at South Carolina in 2016 ... majoring in parks, recreation & tourism management ... born Clate Connor Schmidt on Dec. 10, 1993 in Beaufort, S.C.

Righthander who was a weekend starter most of the 2013 season and a long reliever and weekday starter in 2014 and 2015 ... in 173.2 innings pitched over 54 appearances (25 starts) and three seasons, he has a 10-14 record and 4.51 ERA while allowing 202 hits (.294 opponents' batting average) and 77 walks with 110 strikeouts ... has been drafted two times in his career ... one of nine recipients of the Pete Frates/Tom Walter Award on Jan. 8; it recognizes baseball players

who have been an inspiration; he recovered from cancer in 2015 ... No. 243 college prospect for the 2016 draft by D1Baseball in the preseason.

2015 (JUNIOR)

Drafted in the 32nd round (No. 951 overall pick) by the Boston Red Sox ... had a 2-3 record and 4.67 ERA in 18 appearances (six starts) ... in 52.0 innings pitched, he allowed 55 hits (.276 opponents' batting average) and 23 walks with 32 strikeouts ... Clemson had a 5-1 record in his six starts ... pitched 7.0 innings in a starting role, allowing four hits, one run and one walk with three strikeouts to earn the win against Gardner-Webb on April 15 ... pitched 2.0 innings in relief, allowing one hit, no runs and no walks with two strikeouts at Georgia Tech on April 25 ... pitched 5.0 innings in a starting role, allowing four hits, two runs and one walk with four strikeouts to earn the win against No. 18 College of Charleston on May 6.

2014 (SOPHOMORE)

Had a 5-7 record and 3.68 ERA in 20 appearances (eight starts) ... in 66.0 innings pitched, he allowed 65 hits (.260 opponents' batting average), one homer and 28 walks with 53 strikeouts ... had a team-tying-high three pickoffs ... had 90 groundball outs compared to only 39 flyball outs ... had a 3-3 record, 2.93 ERA and .242 opponents' batting average in 43.0 innings pitched over eight starts ... pitched 4.2 innings in relief, allowing one hit, no runs and one walk with one strikeout to earn the win against Presbyterian College on Feb. 25 ... pitched 4.0 innings in relief, allowing one run and no walks with two strikeouts to earn the win against Virginia Tech on March 9 ... pitched 6.0 innings in a starting role, allowing four hits and two earned runs with four strikeouts to earn the win at Georgia on March 25 ... pitched 5.1 innings in a starting role, allowing four hits, one run and one walk with four strikeouts to earn the win against Winthrop on April 2 ... pitched 6.0 innings in a starting role, allowing four hits and no runs with four strikeouts to earn the win against High Point on May 7 ... pitched 8.1 innings in a starting role, allowing eight hits, two runs and one walk with six strikeouts against Georgia Tech in the ACC Tournament on May 23.

SCHMIDT'S CAREER STATS

OVERALL																			
Year	ERA	W-L	APP	GS	CG	SHO/CBO	SV	IP	H	R	ER	BB	SO	AB	O/BA	WP	HBP	BK	PO
2013	5.34	3-4	16	11	0	0/1	0	55.2	82	39	33	26	25	239	.343	4	7	1	5
2014	3.68	5-7	20	8	0	0/1	0	66.0	65	34	27	28	53	250	.260	9	12	1	2
2015	4.67	2-3	18	6	0	0/0	0	52.0	55	32	27	23	32	199	.276	7	4	0	7
Totals	4.51	10-14	54	25	0	0/2	0	173.2	202	105	87	77	110	688	.294	20	23	2	14

ACC REGULAR SEASON																			
Year	ERA	W-L	APP	GS	CG	SHO/CBO	SV	IP	H	R	ER	BB	SO	AB	O/BA	WP	HBP	BK	PO
2013	6.23	1-3	10	8	0	0/0	0	39.0	63	33	27	18	14	172	.366	1	3	0	4
2014	6.23	1-3	6	1	0	0/0	0	13.0	16	12	9	7	13	49	.327	2	3	0	0
2015	4.20	0-3	8	0	0	0/0	0	15.0	15	7	7	9	11	56	.268	3	1	0	1
Totals	5.78	2-9	24	9	0	0/0	0	67.0	94	52	43	34	38	277	.339	6	7	0	5



VETERAN BIOS

47

C



ALEX SCHNELL

LHP • L-L • 5-11 • 175 • SO. • 1VL
MILTON, GA.
MILTON HS
CONSTRUCTION SCIENCE & MANAGEMENT

SCHNELL'S CAREER HIGHS

Total IP	4.0	South Carolina	2-27-15
Scoreless IP	4.0	South Carolina	2-27-15
Hits	4	many (2)	-----
Runs	4	many (3)	-----
Earned Runs	4	many (2)	-----
Walks	4	Western Carolina	3-24-15
Strikeouts	4	Western Carolina	3-24-15

Coastal Plain League in the summer, where he was 1-2 with a 4.24 ERA, .246 opponents' batting average and 18 strikeouts against 15 walks in 17.0 innings pitched over eight relief appearances.

BEFORE CLEMSON

Two-time all-state selection at the AAAAAA level ... state and region pitcher-of-the-year as a senior ... member of the state championship team as a junior ... No. 14 lefthander in Georgia by Perfect Game ... lettered three times in baseball at Milton High School, where he was coached by Joey Ray.

PERSONAL

His brother, Kyle, was a righthander at Clemson from 2013-15 ... majoring in construction science & management ... born Alexander Benjamin Schnell on May 4, 1995 in Atlanta, Ga.

Lefty who saw most of his action in long relief in 2015.

2015 (FRESHMAN)

Had a 2-0 record, one save and an 8.41 ERA in 11 relief appearances ... in 20.1 innings pitched, he allowed 21 hits (.259 opponents' batting average) and 15 walks with 14 strikeouts ... did not throw a wild pitch ... held opponents to a .143 batting average with the bases empty ... in 10.2 innings pitched over four February relief appearances, he was 1-0 with one save, an 0.84 ERA and a .139 opponents' batting average ... pitched 2.0

hitless and scoreless innings in relief with one strikeout against West Virginia on Feb. 14; it was his first career appearance ... pitched 3.0 perfect innings in relief with two strikeouts to earn his first career win in the first game of a doubleheader against Maine at Augusta, Ga. on Feb. 21 ... pitched 4.0 innings in relief, allowing two hits, no runs and one walk with one strikeout to record his first career save against No. 10 South Carolina on Feb. 27 ... pitched 2.0 innings in relief, allowing no hits and no runs with four strikeouts to earn the win at Western Carolina on March 24 ... played for Florence in the



SCHNELL'S CAREER STATS

OVERALL																						
Year	ERA	W-L	APP	GS	CG	SHO/CBO	SV	IP	H	R	ER	BB	SO	AB	O/BA	WP	HBP	BK	PO	A	E	Fld%
2015	8.41	2-0	11	0	0	0/0	1	20.1	21	21	19	15	14	81	.259	0	6	0	2	1	0	1.000
ACC REGULAR SEASON																						
Year	ERA	W-L	APP	GS	CG	SHO/CBO	SV	IP	H	R	ER	BB	SO	AB	O/BA	WP	HBP	BK	PO	A	E	Fld%
2015	18.00	0-0	3	0	0	0/0	0	4.0	8	9	8	5	1	18	.444	0	1	0	0	0	0	-----

VETERAN BIOS

22

C



WALES TONEY

RHP • L-R • 6-3 • 210 • *JR. • 1VL
ANDERSON, S.C.
T.L. HANNA HS
MANAGEMENT

Righthander from nearby Anderson, S.C.

2015 (REDSHIRT SOPHOMORE)

Did not appear in a game.

2014 (REDSHIRT FRESHMAN)

Had an 0-0 record and a 12.46 ERA in four relief appearances ... in 4.1 innings pitched, he allowed six hits (.300 opponents' batting average) and five walks with six strikeouts ... pitched a perfect ninth inning with a strikeout against Virginia Tech on March 8 ... played for Florence in the Coastal Plain League in the summer, where he was 2-1 with an 8.22 ERA, 14 strikeouts and a

.259 opponents' batting average in 15.1 innings pitched over seven appearances (three starts); No. 20 prospect in the Coastal Plain League by Perfect Game.

2013 (FRESHMAN)

Redshirted ... No. 99 freshman in the nation in the preseason by Perfect Game ... played for Keene in the New England Collegiate Baseball League in the summer, where he was 0-0 with one save, a 2.20 ERA and 13 strikeouts in 16.1 innings pitched over six appearances (two starts) ... later played for Florence in the Coastal Plain League in the summer, where he was 0-2 with a 2.14 ERA and 18 strikeouts in 21.0 innings pitched

TONEY'S CAREER HIGHS

Total IP	2.0	Georgia Southern	3-18-14
Scoreless IP	1.0	Virginia Tech	3-8-14
Hits	5	Georgia Southern	3-18-14
Runs	5	Georgia Southern	3-18-14
Earned Runs	5	Georgia Southern	3-18-14
Walks	2	many (2)	-----
Strikeouts	3	Georgia Southern	3-18-14

over four starts; No. 13 prospect in the Coastal Plain League by Perfect Game.

BEFORE CLEMSON

Rated as the No. 20 prospect in South Carolina and No. 5 high school prospect in South Carolina by Baseball America ... No. 150 player in the nation and No. 3 player in South Carolina by Perfect Game ... No. 3 player and No. 3 pitcher in South Carolina by Diamond Prospects ... South Carolina Select All-Star ... East Coast Pro Showcase ... all-state and all-region as a senior ... lettered four times in baseball ... coached by Adam Comstock at T.L. Hanna High School.

PERSONAL

Pronounced WAYLZ ... his father, Greg, was a student equipment manager on the 1984 Clemson men's soccer team that won the national title ... majoring in management ... born Wales Brantley Toney on July 7, 1994 in Anderson, S.C.



TONEY'S CAREER STATS

OVERALL																						
Year	ERA	W-L	APP	GS	CG	SHO/CBO	SV	IP	H	R	ER	BB	SO	AB	O/BA	WP	HBP	BK	PO	A	E	Fld%
2014	12.46	0-0	4	0	0	0/0	0	4.1	6	6	6	5	6	20	.300	1	2	0	0	0	0	-----
ACC REGULAR SEASON																						
Year	ERA	W-L	APP	GS	CG	SHO/CBO	SV	IP	H	R	ER	BB	SO	AB	O/BA	WP	HBP	BK	PO	A	E	Fld%
2014	0.00	0-0	1	0	0	0/0	0	1.0	0	0	0	0	1	3	.000	0	0	0	0	0	0	-----



VETERAN BIOS

35

C



MIKE TRILLER

OF • L-R • 6-2 • 220 • *GR. • 3VL
RUTLAND, VT.
RUTLAND HS
MANAGEMENT

TRILLER'S CAREER HIGHS

Runs	2	Virginia Tech	3-7-14
Hits	2	many (4)	-----
Doubles	1	many (3)	-----
Home Runs	0	-----	-----
RBIs	2	many (2)	-----
Walks	2	Furman	(2)5-8-13
Steals	2	Virginia Tech	3-7-14

... played for Albany in the Perfect Game Collegiate Baseball League in the summer, where he hit .226 with nine RBIs in 28 games.

BEFORE CLEMSON

Selected to the Vermont North-South All-Star Game ... led his team in batting average (.528) as a senior ... team MVP and won the team's Hustle Award as a senior ... lettered three times in baseball, three times in basketball and two times in football at Rutland High, where he was coached by Kevin Bellomo, who played under former Clemson head coach Jack Leggett at Western Carolina.

PERSONAL

Graduated Dec. 17, 2015 with a degree in management ... born Michael Paul Triller on Sept. 30, 1992 in Randolph, Vt.

Outfielder who has made the most of his limited opportunities ... one of the hardest-working players on the team ... a career .250 hitter with a .304 on-base percentage in 59 games (12 starts) over three seasons ... has three doubles, eight RBIs, 10 runs, six walks and four steals.

2015 (REDSHIRT JUNIOR)

ACC Academic Honor Roll member ... hit .118 with two runs, a .211 on-base percentage and two walks in 15 games (two starts, including one in left field and one in right field) ... hit a pinch-hit single at Virginia Tech on March 21 ... went 1-for-1 with a run and walk off the bench at Western Carolina on March 24 ... suffered a shoulder injury at Wofford on May 5 and missed the rest of the season.

2014 (REDSHIRT SOPHOMORE)

Hit .250 with five runs, one RBI, a .300 on-base percentage, two walks and two steals in 21 games (four starts in left field) ... hit a single off the bench against Maine on Feb. 22 ... hit a single off the bench against Maine on Feb. 23 ... went 2-for-3 with an RBI and a run off the bench at Western Carolina on March 4 ... went 1-for-3 with a team-high two runs and two steals against Virginia Tech on March 7.

2013 (REDSHIRT FRESHMAN)

Was 9-for-27 (.333) with three runs, three doubles, seven RBIs, a .367 on-base percentage, two walks and two steals in 23 games (six starts in left field) ... was 4-for-10 (.400) with two doubles, three RBIs, three runs, two walks and a .462 on-base percentage in his 17 games off the bench ... was 5-for-12 (.417) against lefthanders ... was 7-for-16 (.438) with runners on base ... hit a run-scoring double and scored a run against William & Mary on Feb. 17; it was his first career game ... hit a pinch-hit double and scored a run at Boston College on April 6 ... went 1-for-3 with a sacrifice bunt at Boston College on April 7; it was his first career start ... went 2-for-2 with an RBI off the bench against Western Carolina on April 24 ... stole a base and scored a run off the bench in the first game of a doubleheader at Furman on May 8 ... went 2-for-3 with a double and two RBIs against Georgia Southern on May 10 ... went 2-for-3 with two

RBIs against No. 3 North Carolina in the ACC Tournament on May 24 ... played for Vermont in the New England Collegiate Baseball League in the summer, where he hit .198 with two doubles, nine RBIs, nine runs and seven steals in 37 games.

2012 (FRESHMAN)

Redshirted ... won the Dedication Award for outstanding work in the strength training room ... won the Omaha Challenge competition among fielders in the fall of 2011



TRILLER'S CAREER STATS

OVERALL																			
Year	Avg	GP-GS	AB	R	H	2B	3B	HR	RBI	TB	Slg%	BB	HP	SO	GDP	OB%	SF	SH	SB
2013	.333	23-6	27	3	9	3	0	0	7	12	.444	2	0	6	1	.367	1	2	2-3
2014	.250	21-4	28	5	7	0	0	0	1	7	.250	2	0	8	0	.300	0	0	2-2
2015	.118	15-2	17	2	2	0	0	0	0	2	.118	2	0	9	0	.211	0	0	0-0
Totals	.250	59-12	72	10	18	3	0	0	8	21	.292	6	0	23	1	.304	1	2	4-5

ACC REGULAR SEASON																			
Year	Avg	GP-GS	AB	R	H	2B	3B	HR	RBI	TB	Slg%	BB	HP	SO	GDP	OB%	SF	SH	SB
2013	.333	7-1	6	1	2	1	0	0	1	3	.500	0	0	2	1	.286	1	1	0-0
2014	.125	9-2	8	2	1	0	0	0	0	1	.125	2	0	3	0	.300	0	0	2-2
2015	.143	7-0	7	0	1	0	0	0	0	1	.143	0	0	4	0	.143	0	0	0-0
Totals	.190	23-3	21	3	4	1	0	0	1	5	.238	2	0	9	1	.250	1	1	2-2



VETERAN BIOS

30

C



HUNTER VAN HORN

LHP • L-L • 6-2 • 180 • SO. • 1VL
TAMPA, FLA.
JESUIT HS
COMMUNICATION STUDIES

VAN HORN'S CAREER HIGHS

Total IP	1.2	West Virginia	2-15-15
Scoreless IP	1.2	West Virginia	2-15-15
Hits	1.2	West Virginia	2-15-15
Runs	2	many (2)	-----
Earned Runs	2	many (2)	-----
Walks	2	Furman	5-12-15
Strikeouts	3	West Virginia	2-15-15

BEFORE CLEMSON

Standout at Jesuit High School ... played in the East Coast Pro Showcase ... member of the Florida Travel Baseball team ... No. 259 player and No. 27 lefthander in the nation and No. 55 player and No. 7 lefthander in Florida according to Perfect Game ... lettered two times in baseball at Jesuit High School, where he was coached by Richie Warren.

PERSONAL

Majoring in communication studies ... born Hunter Jay Van Horn on May 30, 1996 in Atlanta, Ga.

Lefthander who has been a situational pitcher.

2015 (FRESHMAN)

Had an 0-0 record and a 6.14 ERA in 10 relief appearances ... in 7.1 innings pitched, he allowed seven hits

(.250 opponents' batting average) and six walks with seven strikeouts ... pitched 1.2 innings in relief, allowing no runs and no walks with three strikeouts against West Virginia on Feb. 15 ... pitched 1.1 innings in relief, allowing one hit, no runs and no walks at NC State on March 7.



VAN HORN'S CAREER STATS

OVERALL																						
Year	ERA	W-L	APP	GS	CG	SHO/CBO	SV	IP	H	R	ER	BB	SO	AB	O/BA	WP	HBP	BK	PO	A	E	Fld%
2015	6.14	0-0	10	0	0	0/0	0	7.1	7	5	5	6	7	28	.250	3	0	0	0	0	0	----
ACC REGULAR SEASON																						
Year	ERA	W-L	APP	GS	CG	SHO/CBO	SV	IP	H	R	ER	BB	SO	AB	O/BA	WP	HBP	BK	PO	A	E	Fld%
2015	9.00	0-0	3	0	0	0/0	0	2.0	2	2	2	2	0	8	.250	1	0	0	0	0	0	----



VETERAN BIOS

13

C



DREW WHARTON

OF/1B • R-R • 6-2 • 205 • SO. • 1VL
SUWANEE, GA.
PEACHTREE RIDGE HS
PARKS, RECREATION & TOURISM MANAGEMENT

WHARTON'S CAREER HIGHS

Runs	2	Western Carolina	3-24-15
Hits	2	many (2)	-----
Doubles	1	many (2)	-----
Home Runs	0	-----	-----
RBIs	4	Boston College	4-10-15
Walks	1	many (2)	-----
Steals	1	Florida State	5-15-15

Outfielder and first-baseman who was one of Clemson's top contributors off the bench in 2015.

2015 (FRESHMAN)

Hit .281 with four runs, two doubles, eight RBIs, a .297 on-base percentage, two walks and one steal in 23 games (five starts, including three at first base and two in left field) ... was 6-for-12 (.500) with one double, four RBIs and two runs in 10 games (one start) in ACC regular-season games ... was 6-for-16 (.375) in 18 games off

the bench ... was 7-for-15 (.467) with two doubles and seven RBIs in 11 games (one start) in games on opponents' home fields ... came off the bench, hit a single and scored a run at NC State on March 8; it was his first career hit ... hit a single off the bench at Virginia Tech on March 21 ... went 2-for-5 with a double, two RBIs and two runs at Western Carolina on March 24 ... came off the bench and went 2-for-2 with four RBIs and a run at Boston College on April 10 ... played for Florence in the Coastal Plain League in the summer, where he hit

.227 with 14 runs, five doubles, one triple, one homer and 14 RBIs in 39 games.

BEFORE CLEMSON

Played in the East Coast Pro Showcase ... Team Elite Prime member ... played in the Perfect Game National Showcase ... first-team All-Southeast by Perfect Game ... all-state at the AAAAAA level ... No. 343 player and No. 73 outfielder in the nation and No. 28 player and No. 10 outfielder in Georgia by Perfect Game ... lettered three times in baseball at Peachtree Ridge High School, where he was coached by Ryan Hanik.

PERSONAL

Majoring in parks, recreation & tourism management ... born Andrew Russell Wharton on Nov. 28, 1995 in Atlanta, Ga.



WHARTON'S CAREER STATS

OVERALL																							
Year	Avg	GP-GS	AB	R	H	2B	3B	HR	RBI	TB	Slg%	BB	HP	SO	GDP	OB%	SF	SH	SB	PO	A	E	Fld%
2015	.281	23-5	32	4	9	2	0	0	8	11	.344	2	0	9	2	.297	3	1	1-1	37	4	0	1.000
ACC REGULAR SEASON																							
Year	Avg	GP-GS	AB	R	H	2B	3B	HR	RBI	TB	Slg%	BB	HP	SO	GDP	OB%	SF	SH	SB	PO	A	E	Fld%
2015	.500	10-1	12	2	6	1	0	0	4	7	.583	0	0	3	0	.500	0	0	1-1	13	1	0	1.000



VETERAN BIOS

4

C



ELI WHITE

INF • R-R • 6-3 • 190 • JR. • 2VL
EASLEY, S.C.
WREN HS
FINANCIAL MANAGEMENT

Infielder who was the starting shortstop during all of 2015 ... has a strong arm ... became the leadoff batter in the second half of the 2015 season ... a career .277 hitter with a .362 on-base percentage in 89 games (69 starts) over two seasons ... has nine doubles, three triples, four homers, 31 RBIs, 47 runs, 29 walks, eight hit-by-pitches and 12 steals ... has been drafted two times in his career ... two-time ACC Academic Honor Roll member ... No. 72 prospect for the 2016 draft in the preseason by Baseball America ... No. 165 college prospect for the 2016 draft by D1Baseball in the preseason ... No. 13 ACC prospect for the 2016 draft

in the preseason by Baseball America ... best defensive shortstop and best infield arm in the ACC in the preseason by Baseball America.

2015 (SOPHOMORE)

Drafted in the 37th round (No. 1117 overall pick) by the Pittsburgh Pirates ... Brooks Wallace Shortstop-of-the-Year Award Watch List member ... Third-Team All-ACC selection ... All-ACC Academic selection ... ACC Academic Honor Roll member ... hit .297 with 44 runs, seven doubles, three triples, four homers, 29 RBIs, a .380 on-base percentage, 25 walks, seven hit-by-pitches

WHITE'S CAREER HIGHS

Runs	4	Georgia Tech	4-25-15
Hits	3	many (7)	-----
Doubles	1	many (9)	-----
Home Runs	2	Georgia Tech	4-25-15
RBIs	4	Georgia Tech	4-25-15
Walks	2	many (7)	-----
Steals	1	many (12)	-----

and 11 steals in 61 starts at shortstop ... led the team in sacrifice bunts (8) and bunt singles (4) ... had a .966 fielding percentage in 29 ACC regular-season games ... hit .356 with runners on base and .351 with runners in scoring position ... had 20 multiple-hit games ... had a .420 on-base percentage batting in the No. 1 spot in the lineup ... hit .320 with a .424 on-base percentage in 13 games against top-25 ranked teams ... Fullerton (Calif.) Regional All-Tournament selection after going 4-for-9 (.444) with a double, two RBIs, a run, walk and steal in two games ... went 3-for-6 with a run in the first game of a doubleheader against Maine at Augusta, Ga. on Feb. 21; was 7-for-14 with four RBIs in the series ... went 3-for-3 with a double, two RBIs, a run and steal at Western Carolina on March 24 ... went 2-for-4 with his first career homer, a three-run shot, and a steal against Wake Forest on March 29 ... had a single and three runs at Boston College on April 10 ... went 3-for-4 with two homers, a triple, team-season-high 11 total bases, four RBIs, a team-tying-season-high four runs, a walk and hit-by-pitch at Georgia Tech on April 25 ... went 3-for-5 with an RBI and two runs against No. 3 Louisville on May 4 ... went 3-for-4 with two runs and a hit-by-pitch against No. 18 College of Charleston on May 6 ... went 2-for-3 with a homer, two RBIs, two runs and a walk against Georgia Southern on May 8 ... went 3-for-4 with an RBI, two runs and a walk at No. 8 Florida State on May 16 ... played for Brewster in the Cape Cod League in the summer, where he hit .250 with five runs, two doubles and eight RBIs in 16 games.

2014 (FRESHMAN)

ACC Academic Honor Roll member ... hit .143 with three runs, two doubles, two RBIs, a .244 on-base percentage, four walks, one hit-by-pitch and one steal in 28 games (eight starts, including four at shortstop, three at second base and one at third base) ... committed only one error in 25 chances at shortstop (.960 fielding percentage).

BEFORE CLEMSON

Drafted in the 26th round (No. 795 overall pick) by the Cincinnati Reds ... No. 242 player in the nation and No. 6 player in South Carolina by Perfect Game ... No. 8 player and No. 3 shortstop in South Carolina by Diamond Prospects ... Perfect Game National Showcase participant in Minneapolis, Minn ... South Carolina Select All-Star ... all-state selection as a senior ... lettered four times in baseball at Wren High School, where he was coached by Randy Thompson.

PERSONAL

Majoring in financial management ... born Elijah Thomas White on June 26, 1994 in Greenville, S.C.



WHITE'S CAREER STATS

OVERALL

Year	Avg	GP-GS	AB	R	H	2B	3B	HR	RBI	TB	Sig%	BB	HP	SO	GDP	OB%	SF	SH	SB	PO	A	E	Fld%
2014	.143	28-8	35	3	5	2	0	0	2	7	.200	4	1	13	0	.244	1	2	1-1	24	30	4	.931
2015	.297	61-61	232	44	69	7	3	4	29	94	.405	25	7	57	4	.380	2	8	11-17	76	191	19	.934
Totals	.277	89-69	267	47	74	9	3	4	31	101	.378	29	8	70	4	.362	3	10	12-18	100	221	23	.933

ACC REGULAR SEASON

Year	Avg	GP-GS	AB	R	H	2B	3B	HR	RBI	TB	Sig%	BB	HP	SO	GDP	OB%	SF	SH	SB	PO	A	E	Fld%
2014	.077	11-3	13	1	1	0	0	0	0	1	.077	2	0	3	0	.200	0	1	0-0	6	17	1	.958
2015	.264	29-29	110	21	29	2	2	3	14	44	.400	14	5	28	3	.369	1	3	4-7	41	103	5	.966
Totals	.244	40-32	123	22	30	2	2	3	14	45	.366	16	5	31	3	.352	1	4	4-7	47	120	6	.965



VETERAN BIOS

8

C



WESTON WILSON

INF • R-R • 6-3 • 210 • JR. • 2VL
HIGH POINT, N.C.
WESLEYAN CHRISTIAN ACADEMY
PARKS, RECREATION & TOURISM MANAGEMENT

WILSON'S CAREER HIGHS

Runs	3	Furman	5-12-15
Hits	4	Georgia Southern	5-8-15
Doubles	1	many (14)	-----
Home Runs	2	South Carolina	2-27-15
RBIs	5	Virginia Tech	3-8-14
Walks	2	many (3)	-----
Steals	2	Furman	3-31-15

in the nation and No. 5 player in North Carolina by Perfect Game ... East Coast Pro Showcase participant in Syracuse, N.Y. ... all-state selection as a junior and senior ... all-conference selection as a junior and senior ... lettered four times in baseball and one time in cross country at Wesleyan Christian Academy, where he was coached by Scott Davis.

PERSONAL

His brother, Spencer, has overcome a rare tissue cancer twice; his story was featured on an ESPN E:60 segment in December 2014 called "Dedication Game;" Spencer dedicated a January 2014 basketball game while at Bishop McGuinness High School to a friend (Josh Rominger) who passed away from cancer, then made a 50-foot shot at the final buzzer to give his team a two-point victory; Spencer was a freshman guard on Belmont Abbey's basketball team in 2015-16 ... majoring in parks, recreation & tourism management ... born Weston Graham Wilson on Sept. 11, 1994 in High Point, N.C.

Infielder who was the predominant starter at third base in 2014 and 2015 ... one of Clemson's top power hitters ... a career .246 hitter with a .321 on-base percentage in 112 games (101 starts) over two seasons ... has 14 doubles, one triple, seven homers, 49 RBIs, 45 runs, 36 walks, three hit-by-pitches and 10 steals ... No. 234 college prospect for the 2016 draft by D1Baseball in the preseason.

2015 (SOPHOMORE)

ACC Academic Honor Roll member ... hit .251 with 27 runs, nine doubles, one triple, five homers, 26 RBIs, a .326 on-base percentage, 21 walks, one hit-by-pitch and seven steals in 57 games (50 starts at third base) ... had 11 multiple-hit games ... was 23-for-69 (.333) with six doubles, one homer, 11 RBIs and 12 runs in the last 18 games ... hit .303 in 28 games (23 starts) at home ... named ACC Player-of-the-Week on March 2 for his performance in three games from Feb. 25-28; was 4-for-12 with three homers and seven RBIs ... went 2-for-4 with a homer and three RBIs against Wofford on Feb. 25 ... hit a three-run homer and solo homer against No. 10 South Carolina on Feb. 27 ... went 3-for-5 with a double, two RBIs and two runs at Virginia Tech on March 21 ... went 2-for-4 with a homer, double and two RBIs at Georgia Tech on April 26 ... went 3-for-4 with three RBIs against No. 3 Louisville on May 2 ... went 4-for-5 with a double and two runs against Georgia Southern on May 8 ... played for Wareham in the Cape Cod League in the summer, where he hit .185 with one run, one double and one RBI in 11 games.

2014 (FRESHMAN)

Hit .240 with 18 runs, five doubles, two homers, 23 RBIs, a .316 on-base percentage, 15 walks, two hit-by-pitches and three steals in 55 games (51 starts, including 49 at third base and two at second base) ... only committed nine errors in 127 chances (.929 fielding percentage) ... hit .289 with two outs ... hit .280 in ACC regular-season games ... was 2-for-4 with a grand slam, double, seven RBIs and a walk with the bases loaded ... hit a three-run homer off the bench against Maine on Feb. 22; it was his first career home run ... went 3-for-5 with a grand slam, a team-season-high five RBIs, two runs and a walk against Virginia Tech on March 8 ... went 2-for-3 with an RBI in the second

game of a doubleheader against No. 1 Florida State on March 22 ... went 3-for-3 with a double, three RBIs and a run against Furman on April 1 ... went 2-for-4 with a double and two RBIs against NC State on April 6 ... played for High Point-Thomasville in the Coastal Plain League in the summer, where he hit .286 with four runs, one double, one triple, one homer, seven RBIs and one steal in 15 games.

BEFORE CLEMSON

Rated as the No. 258 player in the nation and No. 9 player in North Carolina by Baseball America (includes college and high school players) ... No. 228 player



WILSON'S CAREER STATS

OVERALL

Year	Avg	GP-GS	AB	R	H	2B	3B	HR	RBI	TB	Slg%	BB	HP	SO	GDP	OB%	SF	SH	SB	PO	A	E	Fld%
2014	.240	55-51	154	18	37	5	0	2	23	48	.312	15	2	30	3	.316	0	5	3-5	35	83	9	.929
2015	.251	57-50	195	27	49	9	1	5	26	75	.385	21	1	46	5	.326	1	3	7-10	29	79	19	.850
Totals	.246	112-101	349	45	86	14	1	7	49	123	.352	36	3	76	8	.321	1	8	10-15	64	162	28	.890

ACC REGULAR SEASON

Year	Avg	GP-GS	AB	R	H	2B	3B	HR	RBI	TB	Slg%	BB	HP	SO	GDP	OB%	SF	SH	SB	PO	A	E	Fld%
2014	.280	27-25	75	7	21	2	0	1	9	26	.347	7	1	15	2	.349	0	4	1-1	20	37	3	.950
2015	.236	26-24	89	13	21	5	1	2	12	34	.382	11	1	22	4	.324	1	2	1-2	16	39	8	.873
Totals	.256	53-49	164	20	42	7	1	3	21	60	.366	18	2	37	6	.335	1	6	2-3	36	76	11	.911

REDSHIRT BIOS

10

C



K.J. BRYANT

OF • R-R • 5-11 • 195 • *FR. • RS
TAYLORS, S.C.
WADE HAMPTON HS
POLITICAL SCIENCE

played for Wilson in the Coastal Plain League during the summer, where he batted .091 with one run, one double, three RBIs and three stolen bases in 11 games (seven starts).

BEFORE CLEMSON

Received second-team All-America and all-state honors ... played in the East Coast Pro Showcase ... No. 7 player and No. 2 outfielder in South Carolina according to Diamond Prospects ... No. 113 player and No. 24 outfielder in the nation and No. 2 player and No. 1 outfielder in South Carolina according to Perfect Game ... lettered five times in baseball at Wade Hampton High School, where he was coached by Austin Lynch.

PERSONAL

His father, Kevin Sr., played basketball at Furman ... majoring in political science ... born Kevin Ramonde Bryant Jr. on Sept. 19, 1995 in Taylors, S.C.

Outfielder who did not play in his first year in the program in 2015.

2015 (FRESHMAN)

Redshirted ... ACC Academic Honor Roll member ...



16

C



ALEX EUBANKS

RHP • R-R • 6-0 • 185 • *FR. • RS
MOORE, S.C.
JAMES F. BYRNES HS
PARKS, RECREATION & TOURISM MANAGEMENT

... played for Wilson in the Coastal Plain League during the summer, where he was 5-3 with a 3.40 ERA, .264 opponents' batting average and 39 strikeouts against 12 walks in 55.2 innings pitched over 13 appearances (eight starts).

BEFORE CLEMSON

All-state and all-region as a senior ... Herald Journal Player-of-the-Year as a senior ... No. 11 player and No. 2 righthander in South Carolina by Diamond Prospects ... No. 27 player and No. 7 righthander in South Carolina by Perfect Game ... lettered four times in baseball at James F. Byrnes High School, where he was coached by Michael Maus.

PERSONAL

Majoring in parks, recreation & tourism management ... born Alexander Lawrence Eubanks on Sept. 13, 1995 in Duncan, S.C.

Righthander who sat out during his first season at Clemson in 2015.

2015 (FRESHMAN)

Redshirted as a member of the developmental squad



REDSHIRT BIOS

50

C



MIKE GOREN

RHP • R-R • 6-3 • 205 • *FR. • RS
WESTBURY, N.Y.
JERICHO HS
SPORTS COMMUNICATION

2015 (FRESHMAN)

Redshirted ... played for the New Bedford Bay Sox in the New England Collegiate Baseball League during the summer, where he pitched 7.1 scoreless innings over six relief appearances, allowing four hits and three walks with six strikeouts.

BEFORE CLEMSON

Standout righthander at Jericho High School ... honorable mention All-America selection according to Perfect Game ... No. 44 player and No. 15 righthander in New York according to Perfect Game ... lettered four times in baseball, three times in basketball and two times in volleyball at Jericho High School, where he was coached by Ryan Crawford.

PERSONAL

Majoring in sports communication ... born Michael Andrew Goren on March 27, 1996 in Manhasset, N.Y.

Righthander who sat out during his first season at Clemson in 2015 ... the only Tiger from the state of New York

on the 2016 squad ... one of the most outgoing players on the team.



CLEMSON TIGER SPORTS NETWORK

Tiger Baseball is broadcast over the airwaves in 2016 thanks to the Clemson Tiger Sports Network, a property of Learfield Sports. The official Clemson sports network has broadcast a regular-season baseball package since 1991.

The Clemson Tiger Sports Network broadcasts 36 regular-season games in the 2016 season. It broadcasts the 30 ACC regular-season games, three games against South Carolina, both games against Georgia and the

game against Furman at Fluor Field in Greenville, S.C. The network also broadcasts all postseason contests.

The broadcasts begin 30 minutes prior to the start of each game, as it has comments and strategies from head coach Monte Lee.

Additionally, WCCP (105.5 FM) in Clemson broadcasts the other 20 regular-season games. All radio broadcasts are available on ClemsonTigers.com via Tigercast. For a complete list of radio assignments, see page 1.

CTSN BASEBALL AFFILIATES

Location	Station	Frequency	Schedule
Camden, S.C.	WPUB	102.7 FM	Partial
Charleston, S.C.	WQSC	1340 AM	Partial
Charlotte, N.C.	WZGV	730 AM	Partial
Clemson, S.C.	WCCP	105.5 FM	All
Clemson, S.C.	WAHT	1560 AM	All
Columbia, S.C.	WZMJ	93.1 FM	Partial
Greenville, S.C.	WYRD	1330 AM	Partial
		105.9 FM	Partial
Hampton, S.C.	WBHC	92.1 FM	Partial
Lincolnton, N.C.	WLON	1050 AM	Partial
Loris, S.C.	WLSC	1240 AM	Partial
Moncks Corner, S.C.	WJKB	950 AM	Partial
Newberry, S.C.	WKDK	1240 AM	Partial
Spartanburg, S.C.	WORD	950 AM	Partial
		97.1 FM	Partial
Union, S.C.	WBCU	1460 AM	Partial
		103.5 FM	Partial
Walterboro, S.C.	WALI	93.7 FM	Partial

Note: Flagship station in **bold**; all correspondence concerning network clearances, advertising and formatting should be directed to **Gerry Dickey** via phone at 864-654-5544 or via email at gddickey@clemsontigersp.com.



CLEMSON
TIGER SPORTS NETWORK



ROOKIE BIOS

28

C



**SETH
BEER**

OF/1B • L-R • 6-2 • 195 • FR. • HS
SUWANEE, GA.
LAMBERT HS
PARKS, RECREATION & TOURISM MANAGEMENT

Freshman who will compete for a starting outfield spot ... enrolled in January, therefore did not play as a senior in high school ... No. 32 freshman in the nation in the preseason by Perfect Game ... No. 7 ACC prospect for the 2018 draft in the preseason by Perfect Game.

Before Clemson: No. 2 overall player and No. 1 outfielder in the nation by Perfect Game ... No. 1 overall player in Georgia by Perfect Game ... two-time Under Armour All-American ... finalist for Georgia's Gatorade Player-of-the-Year as a junior ... first-team All-American by Louisville Slugger and National Coaches Association as a sophomore and junior ... region player-of-the-year as a sophomore and junior ... county player-of-the-year as a sophomore and junior ... member of the USA Today national champion and state champion as a sophomore ... national sophomore player-of-the-year by MaxPreps ... Atlanta Journal Constitution player-of-the-year as a sophomore ... underclass All-American by Perfect Game as a sophomore ... member of the USA Baseball 18U Tournament of Stars team ... member of the USA Baseball 17U Developmental team ... standout swimmer as a youth ... lettered three times in baseball, two times in football and two times in swimming at Lambert High School, where he was coached by Jamie Corr.

Personal: Majoring in parks, recreation & tourism management ... born Seth Michael Beer on Sept. 18, 1996 in Maryville, Ill.

19

C



**BROOKS
CRAWFORD**

RHP/1B • R-R • 6-4 • 225 • FR. • HS
BISHOP, GA.
OCONEE COUNTY HS
SPORTS COMMUNICATION

Freshman who has a tremendous upside on the mound and good power.

Before Clemson: Team Elite member ... Athens Banner-Herald Player-of-the-Year as a senior ... team captain as a senior ... all-region selection as a sophomore, junior and senior ... lettered four times in baseball and two times in basketball at Oconee County High School, where he was coached by Tom Gooch.

Personal: Majoring in sports communication ... born Jonathan Brooks Crawford on Aug. 19, 1996 in Athens, Ga.

44

C



**RYLEY
GILLIAM**

RHP • R-R • 5-10 • 170 • FR. • HS
KENNESAW, GA.
KENNESAW MOUNTAIN HS
SPORTS COMMUNICATION

No. 94 freshman in the nation in the preseason by Perfect Game.

Before Clemson: Cobb County Pitcher-of-the-Year as a junior ... lettered four times in baseball at Kennesaw Mountain High School, where he was coached by George Hansen.

Personal: Majoring in sports communication ... born Ryley Carswell Gilliam on Aug. 11, 1996 in Marietta, Ga.

51

C



**STOKES
BROWNLEE**

C • R-R • 6-3 • 220 • FR. • HS
ST. GEORGE, S.C.
DORCHESTER ACADEMY
GENERAL ENGINEERING

Freshman catcher who will add depth behind the plate.

Before Clemson: North-South All-Star Game selection in baseball, basketball and football ... region player-of-the-year in baseball and basketball ... lettered four times in baseball, four times in basketball and four times in football at Dorchester Academy, where he was coached by Chris Mizzell.

Personal: Majoring in general engineering ... born Stokes Avinger Brownlee on Nov. 27, 1996 in Charleston S.C.

42

C



**ZACH
GOODMAN**

RHP • R-R • 5-11 • 195 • FR. • HS
KENNESAW, GA.
KENNESAW MOUNTAIN HS
SPORTS COMMUNICATION

Freshman righthander who will compete for innings.

Before Clemson: Member of the East Cobb Astros ... lettered four times in baseball at Kennesaw Mountain High School, where he was coached by George Hansen.

Personal: Majoring in sports communication ... born Zachary Daniel Goodman on May 30, 1997 in Kennesaw, Ga.

3

C



**GRANT
COX**

INF • R-R • 5-11 • 170 • FR. • HS
SIMPSONVILLE, S.C.
GREENVILLE HS
SPORTS COMMUNICATION

No. 99 freshman in the nation in the preseason by Perfect Game ... suffered an injury in the fall and is slated to miss the 2016 season.

Before Clemson: No. 1 shortstop and No. 4 player in South Carolina by Diamond Prospects ... South Carolina Select All-Star team member ... East Coast Pro Showcase participant ... All-American by Louisville Slugger and Perfect Game ... all-state selection as a junior and senior ... all-region selection as a sophomore, junior and senior ... region MVP as a junior ... member of the 2013 Big League World Series champion ... lettered four times in baseball at Greenville High School, where he was coached by Joey Golinski.

Personal: His brother, Trey, played soccer at Lees-McRae ... majoring in sports communication ... born John Grant Cox on Oct. 11, 1996 in Greenville, S.C.

9

C



**JORDAN
GREENE**

INF/OF • R-R • 5-8 • 170 • FR. • HS
FORT MILL, S.C.
CHARLOTTE COUNTRY DAY (N.C.) SCHOOL
ECONOMICS

Freshman infielder and outfielder who will compete for innings in the field.

Before Clemson: Lettered four times in baseball and one time in football at Charlotte Country Day (N.C.) School, where he was coached by Mike Hennessey.

Personal: Majoring in economics ... born Jordan Everett Greene on June 3, 1996 in Marietta, Ga.

ROOKIE BIOS

24



**JAKE
HIGGINBOTHAM**

LHP • L-L • 5-10 • 170 • FR. • HS
HOSCHTON, GA.
BUFORD HS
GENERAL ENGINEERING

No. 58 freshman in the nation and No. 10 freshman in the ACC in the preseason by Perfect Game ... No. 77 college prospect for the 2017 draft by D1Baseball in the preseason ... No. 10 ACC prospect for the 2017 draft in the preseason by Baseball America.

Before Clemson: Drafted in the 27th round (No. 809 overall pick) by the New York Mets ... member of the East Cobb Yankees ... first-team All-American by Louisville Slugger and USA Today as a senior ... Gwinnett Daily Post Pitcher-of-the-Year ... region pitcher-of-the-year as a senior ... his team won one state championship and two region titles ... lettered three times in baseball at Buford High School, where he was coached by Tony Wolfe.

Personal: His father, Mike, played football at Duke ... his mother, Meloney, played volleyball at Duke ... his sister, Megan, was a swimmer at TCU ... his cousin, Austin Higginbotham, is a lefthander at Wofford ... majoring in general engineering ... born Jacob Michael Higginbotham on Jan. 11, 1996 in Buford, Ga.

31



**ANDREW
TOWNS**

LHP • R-L • 6-2 • 245 • JR. • JC
NASHVILLE, TENN.
WALTERS STATE CC
ECONOMICS

First-year lefthander who will compete for innings.

Before Clemson: Played two seasons at Walters State Community College, where he was coached by Dave Shelton ... lettered in baseball at Father Ryan High School, where he was coached by Mike Mascari.

Personal: His brother, Cameron, is a quarterback at Butler ... majoring in economics ... born Andrew Robert Towns on Jan. 20, 1995 in Nashville, Tenn.

46



**TOM
WALKER**

RHP • R-R • 6-3 • 200 • FR. • HS
POMPANO BEACH, FLA.
PINE CREST SCHOOL
PRE-BUSINESS

Freshman righthander who will compete for innings.

Before Clemson: Honorable mention all-region selection as a senior ... honorable mention underclass all-region as a sophomore and junior ... lettered two times in baseball at Pine Crest School, where he was coached by Wayne Stofsky.

Personal: Majoring in pre-business ... born Tom Edward Walker on Jan. 12, 1997 in Fort Lauderdale, Fla.

39



**JONNY
KOLETIC**

RHP • R-R • 6-4 • 190 • FR. • HS
MATTHEWS, N.C.
CHARLOTTE CATHOLIC HS
PRE-BUSINESS

Freshman righthander who will compete for innings.

Before Clemson: Lettered in baseball, football and swimming at Charlotte Catholic High School, where he was coached by Randy Belk.

Personal: His sister, Jordan, was a swimmer at Miami (Ohio) ... his sister, Ashlyn, was an All-America swimmer at NC State ... majoring in pre-business ... born Jonathan David Koletic on July 26, 1996 in Greensboro, N.C.

45



**ANDREW
PAPP**

RHP • R-R • 6-3 • 200 • FR. • HS
RALEIGH, N.C.
LEESVILLE ROAD HS
SPORTS COMMUNICATION

Freshman righthander who will compete for innings.

Before Clemson: Conference pitcher-of-the-year as a senior ... second-team all-region selection as a senior ... member of the conference champion as a senior ... Perfect Game Honorable Mention Underclass All-American as a junior and senior ... honorable mention all-conference as a junior ... lettered four times in baseball at Leesville Road High School, where he was coached by Guy Civitello.

Personal: Majoring in sports communication ... born Andrew Daniel Papp on June 14, 1996 in Columbus, Ohio.

27



**CHRIS
WILLIAMS**

C/1B • R-R • 6-0 • 220 • SO. • JC
GARDEN GROVE, CALIF.
GOLDEN WEST COLLEGE
PRE-BUSINESS

First-year catcher and first-baseman who will compete for the starting job at both positions.

Before Clemson: All-state, conference MVP and team MVP in 2015 at Golden West College, where he was coached by Bert Villarreal ... member of the conference champion in 2015 ... all-state as a senior ... league MVP as a senior ... all-league selection as a sophomore, junior and senior ... team MVP as a sophomore, junior and senior ... member of the conference champion as a junior and senior ... lettered four times in baseball at Garden Grove High School, where he was coached by Ricardo Cepeda.

Personal: Majoring in pre-business ... born Chris Kenichi Williams on Nov. 23, 1996 in Garden Grove, Calif.

2016 OPPONENTS

BOSTON COLLEGE

MARCH 18,19,20 AT CLEMSON, S.C.

GENERAL INFORMATION

Location	Chestnut Hill, Mass.
Enrollment	14,100
President	Rev. William P. Leahy, S.J.
Athletic Director	Brad Bates
Nickname	Eagles
Colors	Maroon & Gold
Conference	Atlantic Coast Conference
First Year of Baseball	1946

STADIUM INFORMATION

Home Field	Commander Shea Field
Capacity	1,000
Dimensions	LL - 330, LC - 370, C - 400, RC - 370, RL - 320

COACHING INFORMATION

Head Coach	Mike Gambino (Boston College '00)
Record at Boston College (Seasons)	100-166 (5)
Career Record (Seasons)	100-166 (5)
Assistant Coaches	Jim Foster (Providence '93) Greg Sullivan (Eastern Connecticut State '06) John Murphy (Sacred Heart '13)

TEAM INFORMATION

2015 Record (Rank)	27-27 (NR)
2015 ACC Record (Finish)	10-19 (7th (Atlantic))
2015 NCAA Tournament Record	0-0
Lettermen Returning/Lost	19/11
Position Starters Returning/Lost	7/2
Pitchers Returning/Lost	8/8
Series Record	Clemson leads 22-8

ATHLETIC COMMUNICATIONS INFORMATION

Baseball Contact	Zanna Ollove
ACD Office Phone / Cell Phone	617-552-2004 / 978-828-9221
ACD Email	ollove@bc.edu
Athletic Website	BCEagles.com
Baseball Twitter	@BCBirdball

COLLEGE OF CHARLESTON

MAY 10,11 AT CLEMSON, S.C.

GENERAL INFORMATION

Location	Charleston, S.C.
Enrollment	11,619
President	Glenn McConnell
Athletic Director	Joe Hull
Nickname	Cougars
Colors	Maroon & White
Conference	Colonial Athletic Association
First Year of Baseball	1899

STADIUM INFORMATION

Home Field	Patriots Point
Capacity	2,000
Dimensions	LL - 300, LC - 375, C - 400, RC - 375, RL - 330

COACHING INFORMATION

Head Coach	Matt Heath (Louisiana State '02)
Record at College of Charleston (Seasons)	0-0 (0)
Career Record (Seasons)	0-0 (0)
Assistant Coaches	Jeff Whitfield (Lander '05) Austin Morgan (College of Charleston '10) Jimmy Holton (College of Charleston '14)

TEAM INFORMATION

2015 Record (Rank)	45-15 (No. 23 BA, No. 20 USA)
2015 CAA Record (Finish)	21-3 (1st)
2015 NCAA Tournament Record	2-2
Lettermen Returning/Lost	14/13
Position Starters Returning/Lost	5/4
Pitchers Returning/Lost	7/10
Series Record	Clemson leads 24-1

ATHLETIC COMMUNICATIONS INFORMATION

Baseball Contact	Wes Johnson
ACD Office Phone / Cell Phone	843-953-3683 / 334-430-3271
ACD Email	johnsonwj@cofc.edu
Athletic Website	COFCsports.com
Baseball Twitter	@CofCBaseball

CHARLESTON SOUTHERN

MAY 17 AT CLEMSON, S.C.

GENERAL INFORMATION

Location	Charleston, S.C.
Enrollment	3,400
President	Dr. Jairy C. Hunter Jr.
Athletic Director	Hank Small
Nickname	Buccaneers
Colors	Blue & Gold
Conference	Big South Conference
First Year of Baseball	1967

STADIUM INFORMATION

Home Field	CSU Ballpark
Capacity	1,500
Dimensions	LL - 330, LC - 380, C - 400, RC - 380, RL - 330

COACHING INFORMATION

Head Coach	Stuart Lake (Charleston Southern '94)
Record at Charleston Southern (Seasons)	157-231 (7)
Career Record (Seasons)	157-231 (7)
Assistant Coaches	Adam Ward (Clemson '09) Chris Brown (South Carolina '07) Zach Hagaman (Charleston Southern '15)

TEAM INFORMATION

2015 Record (Rank)	23-30 (NR)
2015 BSC Record (Finish)	10-14 (7th)
2015 NCAA Tournament Record	0-0
Lettermen Returning/Lost	20/11
Position Starters Returning/Lost	4/5
Pitchers Returning/Lost	7/6
Series Record	Clemson leads 17-1

ATHLETIC COMMUNICATIONS INFORMATION

Baseball Contact	Zeke Beam
ACD Office Phone / Cell Phone	843-863-7687 / 843-870-0421
ACD Email	zbeam@csuniv.edu
Athletic Website	CSUSports.com
Baseball Twitter	@CSUBucsBaseball

THE CITADEL

MARCH 15,16 AT CHARLESTON, S.C.

GENERAL INFORMATION

Location	Charleston, S.C.
Enrollment	2,300
President	Lt. Gen. John W. Rosa Jr. (USAF, Ret.)
Athletic Director	Jim Senter
Nickname	Bulldogs
Colors	Citadel Blue & White
Conference	Southern Conference
First Year of Baseball	1899

STADIUM INFORMATION

Home Field	Riley Park
Capacity	6,000
Dimensions	LL - 305, LC - 356, C - 398, RC - 366, RL - 337

COACHING INFORMATION

Head Coach	Fred Jordan (The Citadel '79)
Record at The Citadel (Seasons)	798-632 (25)
Career Record (Seasons)	798-632 (25)
Assistant Coaches	David Beckley (The Citadel '96) Britt Reames (The Citadel '96) Austin Pritchler (The Citadel '13)

TEAM INFORMATION

2015 Record (Rank)	28-30 (NR)
2015 SoCon Record (Finish)	10-14 (8th)
2015 NCAA Tournament Record	0-0
Lettermen Returning/Lost	17/12
Position Starters Returning/Lost	6/3
Pitchers Returning/Lost	7/10
Series Record	Clemson leads 83-18

ATHLETIC COMMUNICATIONS INFORMATION

Baseball Contact	Haley Shotwell
ACD Office Phone / Cell Phone	843-953-5120 / 540-525-3551
ACD Email	hshotwel@citadel.edu
Athletic Website	CitadelSports.com
Baseball Twitter	@CitadelBaseball

DUKE

APRIL 8,9,10 AT DURHAM, N.C.

GENERAL INFORMATION

Location	Durham, N.C.
Enrollment	6,524
President	Dr. Richard Brodhead
Athletic Director	Dr. Kevin White
Nickname	Blue Devils
Colors	Duke Blue & White
Conference	Atlantic Coast Conference
First Year of Baseball	1889

STADIUM INFORMATION

Home Field	Jack Coombs Field
Capacity	2,000
Dimensions	LL - 325, LC - 370, C - 400, RC - 380, RL - 335

COACHING INFORMATION

Head Coach	Chris Pollard (Davidson '96)
Record at Duke (Seasons)	90-76 (3)
Career Record (Seasons)	475-394-3 (16)
Assistant Coaches	Josh Jordan (Catawba '02) Pete Maki (Franklin & Marshall '04) Jason Stein (Eastern Kentucky '97)

TEAM INFORMATION

2015 Record (Rank)	31-22 (NR)
2015 ACC Record (Finish)	10-19 (6th (Coastal))
2015 NCAA Tournament Record	0-0
Lettermen Returning/Lost	21/10
Position Starters Returning/Lost	5/3
Pitchers Returning/Lost	14/8
Series Record	Clemson leads 129-66-2

ATHLETIC COMMUNICATIONS INFORMATION

Baseball Contact	Ashley Wolf
ACD Office Phone / Cell Phone	919-668-4393 / 603-325-2225
ACD Email	awolf@duke.edu
Athletic Website	GoDuke.com
Baseball Twitter	@Duke_BASE

FLORIDA STATE

APRIL 30, MAY 1,2 AT CLEMSON, S.C.

GENERAL INFORMATION

Location	Tallahassee, Fla.
Enrollment	41,773
President	John Thrasher
Athletic Director	Stan Wilcox
Symbol	Seminoles
Colors	Garnet & Gold
Conference	Atlantic Coast Conference
First Year of Baseball	1948

STADIUM INFORMATION

Home Field	Dick Hower Stadium
Capacity	6,700
Dimensions	LL - 340, LC - 365, C - 400, RC - 360, RL - 320

COACHING INFORMATION

Head Coach	Mike Martin (Florida State '66)
Record at Florida State (Seasons)	1857-649-4 (36)
Career Record (Seasons)	1857-649-4 (36)
Assistant Coaches	Mike Bell (Florida State '96) Mike Martin Jr. (Florida State '95) Clyde Keller (Florida State '90)

TEAM INFORMATION

2015 Record (Rank)	44-21 (No. 15 BA, No. 12 CB, No. 13 USA)
2015 ACC Record (Finish)	17-13 (T-2nd (Atlantic))
2015 NCAA Tournament Record	3-2
Lettermen Returning/Lost	21/11
Position Starters Returning/Lost	6/3
Pitchers Returning/Lost	11/6
Series Record	Florida State leads 71-63-1

ATHLETIC COMMUNICATIONS INFORMATION

Baseball Contact	Jon Cole
ACD Office Phone / Cell Phone	850-644-5656 / 850-228-1727
ACD Email	jccole@fsu.edu
Athletic Website	Seminole.com
Baseball Twitter	@FSUBaseball



2016 OPPONENTS

FURMAN

MARCH 29 AT GREENVILLE, S.C. (FLUOR FIELD) • MAY 4 AT CLEMSON, S.C.

GENERAL INFORMATION

Location	Greenville, S.C.
Enrollment	2,630
President	Dr. Elizabeth Davis
Athletic Director	Mike Buddie
Nickname	Paladins
Colors	Purple & White
Conference	Southern Conference
First Year of Baseball	1891

STADIUM INFORMATION

Home Field	Latham Stadium
Capacity	2,000
Dimensions	LL - 330, LC - 350, C - 393, RC - 371, RL - 330

COACHING INFORMATION

Head Coach	Ron Smith (Furman '79)
Record at Furman (Seasons)	551-663-3 (22)
Career Record (Seasons)	551-663-3 (22)
Assistant Coaches	Brett Harker (College of Charleston '05) Taylor Harbin (Clemson '15) Jonathan Grosse (Kutztown '11)

TEAM INFORMATION

2015 Record (Rank)	25-33 (NR)
2015 SoCon Record (Finish)	11-13 (T-6th)
2015 NCAA Tournament Record	0-0
Lettermen Returning/Lost	19/12
Position Starters Returning/Lost	6/3
Pitchers Returning/Lost	12/6
Series Record	Clemson leads 146-57-4

ATHLETIC COMMUNICATIONS INFORMATION

Baseball Contact	Hunter Reid
ACD Office Phone / Cell Phone	864-294-2061 / 864-567-1663
ACD Email	hunter.reid@furman.edu
Athletic Website	FurmanPaladins.com
Baseball Twitter	@FurmanBaseball

GEORGIA

APRIL 5 AT ATHENS, GA. • APRIL 19 AT CLEMSON, S.C.

GENERAL INFORMATION

Location	Athens, Ga.
Enrollment	35,197
President	Jere W. Morehead
Athletic Director	Greg McGarity
Nickname	Bulldogs
Colors	Red & Black
Conference	Southeastern Conference
First Year of Baseball	1886

STADIUM INFORMATION

Home Field	Foley Field
Capacity	3,291
Dimensions	LL - 350, LC - 370, C - 404, RC - 365, RL - 314

COACHING INFORMATION

Head Coach	Scott Stricklin (Kent State '95)
Record at Georgia (Seasons)	52-57-1 (2)
Career Record (Seasons)	402-245-1 (11)
Assistant Coaches	Fred Corral (Sacramento State '98) Scott Daeley (Wake Forest '02) Jimmy Rider (Kent State '13)

TEAM INFORMATION

2015 Record (Rank)	26-28 (NR)
2015 SEC Record (Finish)	10-19 (7th (East))
2015 NCAA Tournament Record	0-0
Lettermen Returning/Lost	15/12
Position Starters Returning/Lost	7/2
Pitchers Returning/Lost	6/9
Series Record	Georgia leads 122-104-2

ATHLETIC COMMUNICATIONS INFORMATION

Baseball Contact	Christopher Lakos
ACD Office Phone / Cell Phone	706-542-7994 / 706-714-2934
ACD Email	clakos@sports.uga.edu
Athletic Website	GeorgiaDogs.com
Baseball Twitter	@BaseballUGA

GEORGIA SOUTHERN

MAY 13,14,15 AT STATESBORO, GA.

GENERAL INFORMATION

Location	Statesboro, Ga.
Enrollment	20,517
Interim President	Dr. Jean Bartels
Athletic Director	Tony Kleinlein
Nickname	Eagles
Colors	Blue & White
Conference	Sun Belt Conference
First Year of Baseball	1933

STADIUM INFORMATION

Home Field	J.I. Clements Stadium
Capacity	3,000
Dimensions	LL - 330, LC - 360, C - 385, RC - 360, RL - 330

COACHING INFORMATION

Head Coach	Rodney Hennon (Western Carolina '93)
Record at Georgia Southern (Seasons)	570-392 (16)
Career Record (Seasons)	651-430 (18)
Assistant Coaches	B.J. Green (Alabama '02) Alan Beck (Western Carolina '04) Josh McDonald (Georgia Southwestern '06)

TEAM INFORMATION

2015 Record (Rank)	30-27 (NR)
2015 SBC Record (Finish)	18-12 (4th)
2015 NCAA Tournament Record	0-0
Lettermen Returning/Lost	17/19
Position Starters Returning/Lost	3/6
Pitchers Returning/Lost	10/9
Series Record	Clemson leads 57-29-1

ATHLETIC COMMUNICATIONS INFORMATION

Baseball Contact	AJ Henderson
ACD Office Phone / Cell Phone	912-478-5071 / 912-678-5052
ACD Email	ajhenderson@georgiasouthern.edu
Athletic Website	GSEagles.com
Baseball Twitter	@GSAthletics_BSB

GEORGIA TECH

APRIL 22,23,24 AT CLEMSON, S.C.

GENERAL INFORMATION

Location	Atlanta, Ga.
Enrollment	21,000
President	Dr. G.P. Peterson
Athletic Director	Mike Bobinski
Nickname	Yellow Jackets
Colors	Old Gold & White
Conference	Atlantic Coast Conference
First Year of Baseball	1895

STADIUM INFORMATION

Home Field	Russ Chandler Stadium
Capacity	4,157
Dimensions	LL - 329, LC - 382, C - 390, RC - 350, RL - 334

COACHING INFORMATION

Head Coach	Danny Hall (Miami (Ohio) '77)
Record at Georgia Tech (Seasons)	923-452-1 (22)
Career Record (Seasons)	1131-569-1 (28)
Assistant Coaches	Bryan Prince (Georgia Tech '05) Jason Howell (North Carolina '02) Mike Nickeas

TEAM INFORMATION

2015 Record (Rank)	32-23 (NR)
2015 ACC Record (Finish)	13-17 (5th (Coastal))
2015 NCAA Tournament Record	0-0
Lettermen Returning/Lost	21/7
Position Starters Returning/Lost	7/3
Pitchers Returning/Lost	13/3
Series Record	Clemson leads 108-106-3

ATHLETIC COMMUNICATIONS INFORMATION

Baseball Contact	Chris Yandle
ACD Office Phone / Cell Phone	404-894-6283 / 404-702-7886
ACD Email	cyandle@athletics.gatech.edu
Athletic Website	RamblinWreck.com
Baseball Twitter	@GTBaseball

JAMES MADISON

FEBRUARY 26,27,28 AT CLEMSON, S.C.

GENERAL INFORMATION

Location	Harrisonburg, Va.
Enrollment	21,227
President	Jonathan Alger
Athletic Director	Jeff Bourne
Nickname	Dukes
Colors	Purple & Gold
Conference	Colonial Athletic Association
First Year of Baseball	1970

STADIUM INFORMATION

Home Field	Veterans Memorial Park
Capacity	1,200
Dimensions	LL - 340, LC - 360, C - 400, RC - 360, RL - 320

COACHING INFORMATION

Head Coach	Marlin Ikenberry (Virginia Military '95)
Record at James Madison (Seasons)	0-0 (0)
Career Record (Seasons)	282-307-1 (11)
Assistant Coaches	Alex Guerra (Radford '11) Jimmy Jackson (Shepherd '04) Daniel Bowman (Coastal Carolina '12)

TEAM INFORMATION

2015 Record (Rank)	18-33 (NR)
2015 CAA Record (Finish)	6-18 (T-8th)
2015 NCAA Tournament Record	0-0
Lettermen Returning/Lost	24/4
Position Starters Returning/Lost	7/1
Pitchers Returning/Lost	10/4
Series Record	Clemson leads 18-2

ATHLETIC COMMUNICATIONS INFORMATION

Baseball Contact	Jason Krech
ACD Office Phone / Cell Phone	540-568-6154 / 540-908-1041
ACD Email	krechjb@jmu.edu
Athletic Website	JMUSports.com
Baseball Twitter	@JMUBaseball

LOUISVILLE

APRIL 15,16,17 AT LOUISVILLE, KY.

GENERAL INFORMATION

Location	Louisville, Ky.
Enrollment	22,000
President	Dr. James Ramsey
Athletic Director	Tom Jurich
Nickname	Cardinals
Colors	Red & Black
Conference	Atlantic Coast Conference
First Year of Baseball	1909

STADIUM INFORMATION

Home Field	Jim Patterson Stadium
Capacity	4,000
Dimensions	LL - 330, LC - 375, C - 402, RC - 377, RL - 330

COACHING INFORMATION

Head Coach	Dan McDonnell (The Citadel '92)
Record at Louisville (Seasons)	406-177 (9)
Career Record (Seasons)	406-177 (9)
Assistant Coaches	Roger Williams (East Carolina '92) Eric Snider (Northern Iowa '87) Adam Vrable (Coastal Carolina '07)

TEAM INFORMATION

2015 Record (Rank)	47-18 (No. 10 BA, No. 10 CB, No. 9 USA)
2015 ACC Record (Finish)	25-5 (1st (Atlantic))
2015 NCAA Tournament Record	4-2
Lettermen Returning/Lost	21/8
Position Starters Returning/Lost	6/3
Pitchers Returning/Lost	10/5
Series Record	Clemson leads 8-2

ATHLETIC COMMUNICATIONS INFORMATION

Baseball Contact	Garett Wall
ACD Office Phone / Cell Phone	502-852-3088 / 502-553-8030
ACD Email	g.wall@louisville.edu
Athletic Website	GoCards.com
Baseball Twitter	@UofLBaseball



2016 OPPONENTS

MAINE

FEBRUARY 19,20,21 AT CLEMSON, S.C.

GENERAL INFORMATION

Location	Orono, Maine
Enrollment	11,247
President	Dr. Susan Hunter
Athletic Director	Karlton Creech
Nickname	Black Bears
Colors	Blue & White
Conference	America East Conference
First Year of Baseball	1881

STADIUM INFORMATION

Home Field	Mahaney Diamond
Capacity	4,400
Dimensions	LL - 330, LC - 375, C - 400, RC - 375, RL - 330

COACHING INFORMATION

Head Coach	Steve Trimper (Eastern Connecticut State '92)
Record at Maine (Seasons)	289-257-2 (10)
Career Record (Seasons)	461-431-4 (17)
Assistant Coaches	Nick Derba (Manhattan '07) Conor Burke (Queens '12) Bryce Colbeth (Husson '14)

TEAM INFORMATION

2015 Record (Rank)	24-28 (NR)
2015 AEC Record (Finish)	10-10 (T-3rd)
2015 NCAA Tournament Record	0-0
Lettermen Returning/Lost	19/10
Position Starters Returning/Lost	5/4
Pitchers Returning/Lost	9/4
Series Record	Clemson leads 22-1

ATHLETIC COMMUNICATIONS INFORMATION

Baseball Contact	Shawn Berry
ACD Office Phone / Cell Phone	207-581-1458 / 207-478-4256
ACD Email	shawn.w.berry@maine.edu
Athletic Website	GoBlackBears.com
Baseball Twitter	@MaineBaseball

MIAMI (FLA.)

MARCH 25,26,27 AT CORAL GABLES, FLA.

GENERAL INFORMATION

Location	Coral Gables, Fla.
Enrollment	15,629
President	Dr. Julio Frenk
Athletic Director	Blake James
Nickname	Hurricanes
Colors	Orange, Green & White
Conference	Atlantic Coast Conference
First Year of Baseball	1940

STADIUM INFORMATION

Home Field	Mark Light Field
Capacity	4,999
Dimensions	LL - 330, LC - 365, C - 400, RC - 365, RL - 330

COACHING INFORMATION

Head Coach	Jim Morris (Elon '73)
Record at Miami (Seasons)	981-381-3 (22)
Career Record (Seasons)	1485-648-4 (34)
Assistant Coaches	Gino DiMare (Miami (Fla.) '98) J.D. Artega (Miami (Fla.) '02) Norberto Lopez (Nova Southeastern '99)

TEAM INFORMATION

2015 Record (Rank)	50-17 (No. 6 BA, No. 6 CB, No. 6 USA)
2015 ACC Record (Finish)	22-8 (1st (Coastal))
2015 NCAA Tournament Record	6-3
Lettermen Returning/Lost	18/11
Position Starters Returning/Lost	5/4
Pitchers Returning/Lost	8/6
Series Record	Miami leads 35-28-1

ATHLETIC COMMUNICATIONS INFORMATION

Baseball Contact	Carmon Ghorbi
ACD Office Phone / Cell Phone	305-284-3230 / 786-877-7329
ACD Email	c.ghorbi@miami.edu
Athletic Website	HurricaneSports.com
Baseball Twitter	@CanesBaseball

NC STATE

MAY 6,7,8 AT CLEMSON, S.C.

GENERAL INFORMATION

Location	Raleigh, N.C.
Enrollment	34,015
Chancellor	Dr. Randy Woodson
Athletic Director	Deborah A. Yow
Nickname	Wolfpack
Colors	Red & White
Conference	Atlantic Coast Conference
First Year of Baseball	1903

STADIUM INFORMATION

Home Field	Doak Field
Capacity	3,100
Dimensions	LL - 325, LC - 370, C - 400, RC - 370, RL - 330

COACHING INFORMATION

Head Coach	Elliott Avent (Virginia Commonwealth '83)
Record at NC State (Seasons)	717-444 (19)
Career Record (Seasons)	942-657 (27)
Assistant Coaches	Chris Hart (Florida State '03) Scott Foxhall (College of Charleston '94) Taylor Black (Kentucky '11)

TEAM INFORMATION

2015 Record (Rank)	36-23 (NR)
2015 ACC Record (Finish)	15-14 (5th (Atlantic))
2015 NCAA Tournament Record	2-2
Lettermen Returning/Lost	20/8
Position Starters Returning/Lost	6/3
Pitchers Returning/Lost	10/3
Series Record	Clemson leads 114-79-1

ATHLETIC COMMUNICATIONS INFORMATION

Baseball Contact	Cavan Fosnes
ACD Office Phone / Cell Phone	919-515-2102 / 919-896-1863
ACD Email	cafones@ncsu.edu
Athletic Website	GoPack.com
Baseball Twitter	@NCStateBaseball

NOTRE DAME

MAY 19,20,21 AT NOTRE DAME, IND.

GENERAL INFORMATION

Location	Notre Dame, Ind.
Enrollment	12,179
President	Rev. John I. Jenkins C.S.C.
Athletic Director	Jack Swarbrick
Nickname	Fighting Irish
Colors	Gold & Blue
Conference	Atlantic Coast Conference
First Year of Baseball	1892

STADIUM INFORMATION

Home Field	Frank Eck Stadium
Capacity	2,500
Dimensions	LL - 330, LC - 380, C - 400, RC - 380, RL - 330

COACHING INFORMATION

Head Coach	Mik Aoki (Davidson '90)
Record at Notre Dame (Seasons)	147-134-1 (5)
Career Record (Seasons)	357-397-2 (14)
Assistant Coaches	Jesse Woods (Wheaton '04) Chuck Ristano (Sacred Heart '04) Robert Youngdahl (Notre Dame '15)

TEAM INFORMATION

2015 Record (Rank)	37-23 (NR)
2015 ACC Record (Finish)	17-13 (T-2nd (Atlantic))
2015 NCAA Tournament Record	1-2
Lettermen Returning/Lost	20/12
Position Starters Returning/Lost	5/3
Pitchers Returning/Lost	14/5
Series Record	Notre Dame leads 5-2

ATHLETIC COMMUNICATIONS INFORMATION

Baseball Contact	Russell Dorn
ACD Office Phone / Cell Phone	574-631-4780 / 574-340-2851
ACD Email	rdorn@nd.edu
Athletic Website	UND.com
Baseball Twitter	@NDBaseball

PITTSBURGH

APRIL 1,2,3 AT CLEMSON, S.C.

GENERAL INFORMATION

Location	Pittsburgh, Pa.
Enrollment	28,823
Chancellor	Dr. Patrick Gallagher
Athletic Director	Scott Barnes
Nickname	Panthers
Colors	Vegas Gold & Navy
Conference	Atlantic Coast Conference
First Year of Baseball	1869

STADIUM INFORMATION

Home Field	Charles L. Cost Field
Capacity	900
Dimensions	LL - 330, LC - 375, C - 405, RC - 375, RL - 330

COACHING INFORMATION

Head Coach	Joe Jordano (Westminster '85)
Record at Pittsburgh (Seasons)	511-440-2 (18)
Career Record (Seasons)	794-558-2 (28)
Assistant Coaches	Jerry Oakes (Coastal Carolina '12) Bryan Peters (South Florida '97) Billy Alvino (High Point '09)

TEAM INFORMATION

2015 Record (Rank)	20-32 (NR)
2015 ACC Record (Finish)	9-21 (7th (Coastal))
2015 NCAA Tournament Record	0-0
Lettermen Returning/Lost	14/7
Position Starters Returning/Lost	8/3
Pitchers Returning/Lost	9/5
Series Record	Clemson leads 2-1

ATHLETIC COMMUNICATIONS INFORMATION

Baseball Contact	Kelly Dumrauf
ACD Office Phone / Cell Phone	412-648-8240 / 412-228-2561
ACD Email	kumrauf@athletics.pitt.edu
Athletic Website	PittsburghPanthers.com
Baseball Twitter	@PittBaseball

PRESBYTERIAN COLLEGE

MARCH 22 AT CLEMSON, S.C.

GENERAL INFORMATION

Location	Clinton, S.C.
Enrollment	1,200
President	Bob Staton
Athletic Director	Brian Reese
Nickname	Blue Hose
Colors	Garnet & Blue
Conference	Big South Conference
First Year of Baseball	1988

STADIUM INFORMATION

Home Field	PC Baseball Complex
Capacity	500
Dimensions	LL - 325, LC - 375, C - 400, RC - 375, RL - 325

COACHING INFORMATION

Head Coach	Elton Pollock (Presbyterian College '95)
Record at Presbyterian College (Seasons)	213-389-1 (11)
Career Record (Seasons)	213-389-1 (11)
Assistant Coaches	Mark Crocco (Wingate '10) Parker Bangs (South Carolina '10) Tristan Toorie (Augusta '14)

TEAM INFORMATION

2015 Record (Rank)	27-28 (NR)
2015 BSC Record (Finish)	6-18 (10th))
2015 NCAA Tournament Record	0-0
Lettermen Returning/Lost	29/6
Position Starters Returning/Lost	6/3
Pitchers Returning/Lost	13/3
Series Record	Clemson leads 62-22

ATHLETIC COMMUNICATIONS INFORMATION

Baseball Contact	Davis Simpson
ACD Office Phone / Cell Phone	864-833-7095 / 864-266-9757
ACD Email	dasimpson@presby.edu
Athletic Website	GoBlueHose.com
Baseball Twitter	@BlueHoseSports



2016 OPPONENTS

SOUTH CAROLINA

MARCH 4 AT COLUMBIA, S.C. • MARCH 5 AT GREENVILLE, S.C. • MARCH 6 AT CLEMSON, S.C.

GENERAL INFORMATION

Location	Columbia, S.C.
Enrollment	32,972
President	Dr. Harris Pastides
Athletic Director	Ray Tanner
Nickname	Gamecocks
Colors	Garnet & Black
Conference	Southeastern Conference
First Year of Baseball	1892

STADIUM INFORMATION

Home Field	Founders Park
Capacity	8,242
Dimensions	LL - 325, LC - 375, C - 400, RC - 375, RL - 325

COACHING INFORMATION

Head Coach	Chad Holbrook (North Carolina '94)
Record at South Carolina (Seasons)	119-63 (3)
Career Record (Seasons)	119-63 (3)
Assistant Coaches	Jerry Meyers (Iowa State '87) Sammy Esposito (NC State '03) Brian Buscher (South Carolina '11)

TEAM INFORMATION

2015 Record (Rank)	32-25 (NR)
2015 SEC Record (Finish)	13-17 (5th (East))
2015 NCAA Tournament Record	0-0
Lettermen Returning/Lost	23/12
Position Starters Returning/Lost	5/4
Pitchers Returning/Lost	13/3
Series Record	Clemson leads 172-135-2

ATHLETIC COMMUNICATIONS INFORMATION

Baseball Contact	Andrew Kitick
ACD Office Phone / Cell Phone	803-777-5257 / 803-240-4150
ACD Email	kitick@mailbox.sc.edu
Athletic Website	GamecocksOnline.com
Baseball Twitter	@GamecockBaseball

WAKE FOREST

MARCH 11, 12, 13 AT WINSTON-SALEM, N.C.

GENERAL INFORMATION

Location	Winston-Salem, N.C.
Enrollment	4,846
President	Dr. Nathan O. Hatch
Athletic Director	Ron Wellman
Nickname	Demon Deacons
Colors	Old Gold & Black
Conference	Atlantic Coast Conference
First Year of Baseball	1891

STADIUM INFORMATION

Home Field	Wake Forest Baseball Park
Capacity	3,184
Dimensions	LL - 310, LC - 370, C - 400, RC - 367, RL - 300

COACHING INFORMATION

Head Coach	Tom Walter (Georgetown '91)
Record at Wake Forest (Seasons)	161-171 (6)
Career Record (Seasons)	589-502 (19)
Assistant Coaches	Bill Cileto (Siena '03) Matt Hobbs (Missouri '02) Joey Hammond (Charlotte '98)

TEAM INFORMATION

2015 Record (Rank)	27-26 (NR)
2015 SEC Record (Finish)	12-18 (6th (Atlantic))
2015 NCAA Tournament Record	0-0
Lettermen Returning/Lost	21/12
Position Starters Returning/Lost	8/1
Pitchers Returning/Lost	10/6
Series Record	Clemson leads 127-56-1

ATHLETIC COMMUNICATIONS INFORMATION

Baseball Contact	Jay Garneau
ACD Office Phone / Cell Phone	336-758-3229 / 630-290-2408
ACD Email	garneajp@wfu.edu
Athletic Website	WakeForestSports.com
Baseball Twitter	@WakeBaseball

WESTERN CAROLINA

MARCH 30 AT CULLOWHEE, N.C. • APRIL 12 AT CLEMSON, S.C.

GENERAL INFORMATION

Location	Cullowhee, N.C.
Enrollment	10,382
Chancellor	Dr. David O. Belcher
Athletic Director	Randy Eaton
Nickname	Catamounts
Colors	Purple & Gold
Conference	Southern Conference
First Year of Baseball	1929

STADIUM INFORMATION

Home Field	Hennon Stadium
Capacity	1,500
Dimensions	LL - 325, LC - 375, C - 395, RC - 375, RL - 325

COACHING INFORMATION

Head Coach	Bobby Moranda (Eastern Kentucky '86)
Record at Western Carolina (Seasons)	253-194-2 (8)
Career Record (Seasons)	253-194-2 (8)
Assistant Coaches	Todd Guiliams (Eastern Kentucky '88) Nate Cocolin (Embry-Riddle '03) Brock Doud (Hope '08)

TEAM INFORMATION

2015 Record (Rank)	21-30 (NR)
2015 SoCon Record (Finish)	11-13 (T-6th)
2015 NCAA Tournament Record	0-0
Lettermen Returning/Lost	22/5
Position Starters Returning/Lost	7/1
Pitchers Returning/Lost	10/4
Series Record	Clemson leads 59-16

ATHLETIC COMMUNICATIONS INFORMATION

Baseball Contact	Daniel Hooker
ACD Office Phone / Cell Phone	828-227-2339 / 828-508-2494
ACD Email	dhooker@email.wcu.edu
Athletic Website	CatamountSports.com
Athletic Twitter	@Catamounts

WINTHROP

MARCH 9 AT CLEMSON, S.C.

GENERAL INFORMATION

Location	Rock Hill, S.C.
Enrollment	6,000
President	Dr. Daniel Mahony
Athletic Director	Tom Hickman
Nickname	Eagles
Colors	Garnet & Gold
Conference	Big South Conference
First Year of Baseball	1980

STADIUM INFORMATION

Home Field	The Winthrop Ballpark
Capacity	1,800
Dimensions	LL - 325, LC - 370, C - 390, RC - 370, RL - 325

COACHING INFORMATION

Head Coach	Tom Riggins (Stetson '90)
Record at Winthrop (Seasons)	132-150 (5)
Career Record (Seasons)	132-150 (5)
Assistant Coaches	Clint Chrysler (Daytona State '09) Rich Witten (Coastal Carolina '11) Josh Odean (Winthrop '96)

TEAM INFORMATION

2015 Record (Rank)	40-19 (NR)
2015 BSC Record (Finish)	16-8 (T-3rd)
2015 NCAA Tournament Record	0-0
Lettermen Returning/Lost	20/10
Position Starters Returning/Lost	6/2
Pitchers Returning/Lost	9/7
Series Record	Clemson leads 19-6

ATHLETIC COMMUNICATIONS INFORMATION

Baseball Contact	Will Tharp
ACD Office Phone / Cell Phone	803-323-2129 x6067 / 803-792-2306
ACD Email	tharpw2@winthrop.edu
Athletic Website	WinthropEagles.com
Baseball Twitter	@WinthropBaseball

WOFFORD

MARCH 1 AT CLEMSON, S.C.

GENERAL INFORMATION

Location	Spartanburg, S.C.
Enrollment	1,650
President	Dr. Nayef Samhat
Athletic Director	Richard Johnson
Nickname	Terriers
Colors	Old Gold & Black
Conference	Southern Conference
First Year of Baseball	1889

STADIUM INFORMATION

Home Field	Russell C. King Field
Capacity	2,500
Dimensions	LL - 325, LC - 375, C - 395, RC - 375, RL - 325

COACHING INFORMATION

Head Coach	Todd Interdonato (UNC Asheville '00)
Record at Wofford (Seasons)	193-256 (8)
Career Record (Seasons)	193-256 (8)
Assistant Coaches	Jason Burke (Southern Wesleyan '04) J.J. Edwards (Sacred Heart '10) J.T. Maguire

TEAM INFORMATION

2015 Record (Rank)	39-22 (NR)
2015 SoCon Record (Finish)	13-10 (3rd)
2015 NCAA Tournament Record	0-0
Lettermen Returning/Lost	28/7
Position Starters Returning/Lost	5/4
Pitchers Returning/Lost	14/2
Series Record	Clemson leads 78-24-1

ATHLETIC COMMUNICATIONS INFORMATION

Baseball Contact	Brent Williamson
ACD Office Phone / Cell Phone	864-597-4093 / 864-809-8900
ACD Email	williamsondb@wofford.edu
Athletic Website	WoffordTerriers.com
Baseball Twitter	@WoffordBaseball

ACC TOURNAMENT

MAY 24, 25, 26, 27, 28, 29 AT DURHAM, N.C.

For ninth time, the 2016 ACC Tournament will be held in Durham, N.C. The tournament, in its 43rd year, features the top-10 teams from the ACC regular-season standings and is hosted by Durham Bulls Athletic Park. Seeds 7-10 match up for two single-elimination games on May 24 to form the eight-team field.

The format starting May 25 is round-robin, as each team plays at least three games. Seeds 1, 4, 5, and 8 comprise Bracket A, while seeds 2, 3, 6, and 7 make up Bracket B. The team with the best record in each bracket advances to play in the championship game on May 29.

TIEBREAKER PROCEDURE

If exactly two teams are tied with a 2-1 record in a bracket, the head-to-head winner advances to the title game. If three times are tied with a 2-1 record in a bracket, the team that had the highest winning percentage in ACC regular-season games advances to the championship game.

GAME DATES & TIMES

There are three games apiece on Wednesday (May 25), Thursday (May 26), Friday (May 27) and Saturday (May 28). Game times each day from May 25-28 are 11 a.m., 3 p.m., and 7 p.m. Two teams each have a day off on one of the four days (May 25-28) of the tournament. The championship game is Sunday (May 29) at 1 p.m.

The format guarantees that all eight teams that reach the round-robin portion of the tournament play at least three games.

ACC TOURNAMENT CHAMPIONS (2006-15)

Year	Team	Site	W-L
2006	Clemson	Jacksonville, Fla.	4-1
2007	North Carolina	Jacksonville, Fla.	3-1
2008	Miami (Fla.)	Jacksonville, Fla.	4-0
2009	Virginia	Durham, N.C.	4-0
2010	Florida State	Greensboro, N.C.	3-1
2011	Virginia	Durham, N.C.	4-0
2012	Georgia Tech	Greensboro, N.C.	4-0
2013	North Carolina	Durham, N.C.	4-0
2014	Georgia Tech	Greensboro, N.C.	4-1
2015	Florida State	Durham, N.C.	4-0



AGAINST ALL COMPETITION

Opponent ^(First Game - Last Game)	G	W	L	Win %	^CU	^Opp	Home	Away	Neutral
Adelphi ⁽¹⁹⁵⁹⁾	1	1	0	1.000	16	8	1-0		
Alabama ⁽¹⁹¹⁹⁻¹⁰⁾	26	13	13	.500	160	150	6-5	4-6	3-2
Alabama-Birmingham ⁽²⁰¹²⁾	3	2	1	.667	14	7	2-1		
Appalachian State ⁽¹⁹⁷³⁻¹⁴⁾	21	19	2	.905	168	64	17-2	2-0	
Arizona ⁽¹⁹⁵⁸⁻⁹⁰⁾	5	2	3	.400	27	23			2-3
Arizona State ⁽¹⁹⁷⁷⁻¹⁵⁾	5	1	4	.200	23	35		0-2	1-2
Arkansas ⁽¹⁹⁸⁷⁻⁰²⁾	6	3	3	.500	40	34	2-1	1-0	0-2
Arkansas State ⁽¹⁹⁹⁵⁾	1	1	0	1.000	7	2			1-0
Armstrong State ⁽¹⁹⁸⁹⁾	2	1	1	.500	7	6			1-1
Auburn ^{*** (1901-2010)}	93	42	48	.468	506	552	16-17	18-29	8-2
Austin Peay State ⁽¹⁹⁷³⁾	1	1	0	1.000	8	4			1-0
Ball State ⁽¹⁹⁸⁴⁾	3	1	2	.333	15	11	1-2		
Baylor ⁽²⁰⁰⁵⁾	3	1	2	.333	6	15		1-2	
Belmont Abbey ⁽¹⁹⁰⁴⁻⁷¹⁾	6	6	0	1.000	58	16	3-0	3-0	
Birmingham-Southern ⁽¹⁹²³⁻⁰⁴⁾	4	3	1	.750	21	15		1-1	2-0
Boston College ⁽²⁰⁰⁶⁻¹⁵⁾	30	22	8	.733	208	140	10-5	12-3	
Bradley ⁽¹⁹⁵⁰⁾	2	1	1	.500	10	3			1-1
Brigham Young ⁽¹⁹⁸⁸⁾	1	0	1	.000	2	9			0-1
Buffalo ⁽¹⁹⁶⁹⁾	3	3	0	1.000	61	9	3-0		
California ⁽¹⁹⁸⁰⁻⁹⁷⁾	4	1	3	.250	40	33	1-2		0-1
California State-Fullerton ⁽²⁰⁰⁶⁾	1	0	1	.000	6	7			0-1
California State-Los Angeles ⁽¹⁹⁷⁷⁾	1	0	1	.000	0	1			0-1
California State-Northridge ⁽¹⁹⁹⁷⁾	2	1	1	.500	13	25			1-1
California-Irvine ⁽²⁰⁰⁵⁾	3	3	0	1.000	18	8	3-0		
California-Los Angeles ⁽¹⁹⁹²⁾	1	0	1	.000	5	6			0-1
Campbell ⁽¹⁹⁸²⁻⁹⁰⁾	5	3	2	.600	37	22	3-1	0-1	
Central Florida ⁽¹⁹⁹⁸⁻⁰⁸⁾	8	5	3	.625	45	35	1-2	3-0	1-1
Central Michigan ⁽¹⁹⁷³⁾	1	0	1	.000	4	8	0-1		
Charleston Southern ⁽¹⁹⁷⁶⁻¹⁵⁾	18	17	1	.944	149	53	14-1	3-0	
Charleston, College of ⁽¹⁸⁹⁹⁻²⁰¹⁵⁾	25	24	1	.960	218	79	17-1	7-0	
Charlotte ⁽¹⁹⁸⁵⁻¹⁰⁾	14	11	3	.786	142	63	8-2	3-1	
Cincinnati ⁽¹⁹³⁶⁻¹¹⁾	4	2	2	.500	34	25	1-1		1-1
Citadel, The ⁽¹⁹⁰⁰⁻²⁰⁰⁴⁾	101	83	18	.822	863	417	48-7	30-11	5-0
Coastal Carolina ⁽¹⁹⁸⁶⁻¹⁵⁾	52	43	9	.827	463	233	31-6	10-3	2-0
Colorado State ⁽¹⁹⁵⁹⁾	1	1	0	1.000	7	1			1-0
Columbus ⁽¹⁹⁷⁷⁻⁹¹⁾	8	7	1	.875	70	23	2-0	5-1	
Connecticut ⁽²⁰¹¹⁾	2	0	2	.000	7	21	0-2		
Cornell ⁽¹⁸⁹⁹⁻⁸⁰⁾	6	4	2	.667	40	34	3-1		1-1
Creighton ⁽¹⁹⁹⁰⁻⁹⁹⁾	5	1	4	.200	29	35			1-4
Davidson ⁽¹⁹⁰³⁻²⁰¹¹⁾	37	28	9	.757	373	135	20-3	8-5	0-1
Dayton ⁽²⁰¹⁰⁾	1	1	0	1.000	6	5	1-0		
Delaware ⁽¹⁹⁹⁹⁾	1	1	0	1.000	17	3			1-0
Duke ^{*** (1904-2015)}	197	129	66	.660	1392	908	68-25	50-28	11-13
East Carolina ⁽¹⁹⁶⁸⁻⁰⁵⁾	22	13	9	.591	120	83	9-2	4-6	0-1
East Tennessee State ⁽¹⁹⁶⁹⁻¹¹⁾	26	20	6	.769	204	81	18-4	2-2	
Eastern Kentucky ⁽¹⁹⁹²⁾	2	2	0	1.000	29	0	2-0		
Eastern Michigan ⁽¹⁹⁷⁵⁻¹⁴⁾	8	4	4	.500	49	35	4-2	0-1	0-1
Elon ⁽¹⁹²⁰⁻¹²⁾	21	14	7	.667	144	114	13-7		1-0
Erskine ⁽¹⁸⁹⁸⁻⁸⁵⁾	102	72	30	.706	537	335	34-10	30-14	8-6
Florida ⁽¹⁹²⁸⁻⁸³⁾	30	12	18	.400	186	200	1-1	9-16	2-1
Florida Atlantic ⁽¹⁹⁹⁸⁾	2	1	1	.500	11	11	1-1		
Florida Gulf Coast ⁽²⁰¹⁰⁾	4	3	1	.750	32	15	3-1		
Florida International ⁽¹⁹⁸⁵⁻⁸⁷⁾	4	2	2	.500	14	19	1-1	1-1	
Florida Southern ⁽¹⁹⁷⁴⁻⁷⁶⁾	4	2	2	.500	22	13		2-2	
Florida State ^{*** (1958-15)}	135	63	71	.470	758	797	31-21	19-37	13-13
Fordham ⁽¹⁹⁸⁸⁾	1	1	0	1.000	3	2			1-0
Francis Marion ⁽¹⁹⁷⁶⁻⁸⁶⁾	10	9	1	.900	95	37	4-1	5-0	
Fresno State ⁽¹⁹⁸⁸⁻⁹⁴⁾	6	2	4	.333	44	51		0-1	2-3
Furman ^{*** (1896-2015)}	207	146	57	.715	1676	943	79-26	59-28	8-3
Gardner-Webb ⁽¹⁹⁷⁵⁻¹⁵⁾	10	10	0	1.000	95	28	9-0	1-0	
George Mason ⁽¹⁹⁹⁵⁻⁰⁷⁾	9	8	1	.889	106	20	8-1		
George Washington ⁽¹⁹⁵⁸⁻⁸⁸⁾	4	3	1	.750	17	13	1-0	0-1	2-0
Georgia ^{*** (1900-2015)}	228	104	122	.461	1375	1330	55-50	46-69	3-3
Georgia Regents ⁽¹⁹⁸⁴⁻⁹¹⁾	3	3	0	1.000	42	7	2-0	1-0	
Georgia Southern ^{*** (1959-15)}	87	57	29	.661	668	427	31-13	20-16	6-0
Georgia Tech ^{*** (1902-2015)}	217	108	106	.505	1382	1305	47-24	42-73	19-9
Gordon Military ⁽¹⁹⁰⁹⁾	1	0	1	.000	3	5		0-1	
Grand Canyon ⁽¹⁹⁹⁴⁾	2	2	0	1.000	12	1			2-0
Guilford ⁽¹⁹¹⁸⁾	2	0	2	.000	3	7	0-2		
Hawaii ⁽¹⁹⁹⁴⁾	1	1	0	1.000	7	3		1-0	
Hawaii-Hilo ⁽¹⁹⁹⁴⁾	3	3	0	1.000	29	9		3-0	
High Point ⁽¹⁹⁷⁶⁻¹⁴⁾	10	10	0	1.000	65	14	9-0	1-0	
Hobart ⁽¹⁹⁰²⁾	1	1	0	1.000	10	2	1-0		
Holy Cross ⁽¹⁹⁵⁸⁻¹²⁾	2	1	1	.500	20	21	1-0		0-1
Howard ⁽¹⁹⁷⁸⁻⁸²⁾	10	10	0	1.000	102	28	10-0		
Illinois ⁽¹⁹⁸⁶⁻⁰⁰⁾	3	3	0	1.000	24	10	3-0		
Jacksonville ⁽¹⁹⁶⁹⁻⁹⁵⁾	5	3	2	.600	32	29	2-0	1-2	
James Madison ⁽¹⁹⁷⁶⁻¹⁴⁾	20	18	2	.900	163	68	17-0	1-2	
Kansas ⁽¹⁹⁹³⁻⁰⁶⁾	4	2	2	.500	17	20	2-1		0-1
Kansas State ⁽¹⁹⁹³⁻⁹⁹⁾	4	3	1	.750	31	17	3-0		0-1
Kent State ^{*** (1969)}	3	1	1	.500	29	16	1-1		
Kentucky ⁽¹⁹⁵⁰⁻⁹⁷⁾	9	6	3	.667	50	35	6-1		0-2
Lewis ⁽¹⁹⁷⁷⁻⁷⁸⁾	6	6	0	1.000	31	12	6-0		
Lewis-Clark State ⁽¹⁹⁹⁴⁾	1	0	1	.000	2	9			0-1
Liberty ⁽¹⁹⁸⁸⁻¹⁴⁾	8	2	6	.250	46	53	2-3	0-1	0-2
Long Beach State ⁽¹⁹⁸⁸⁻⁹¹⁾	2	1	1	.500	21	19			1-1
Louisiana-Lafayette ⁽¹⁹⁹¹⁻⁰⁰⁾	3	1	2	.333	29	23			1-2
Louisville ⁽¹⁹⁷⁰⁻¹⁵⁾	10	8	2	.800	79	22	7-2		1-0

Opponent ^(First Game - Last Game)	G	W	L	Win %	^CU	^Opp	Home	Away	Neutral
Maine ⁽¹⁹⁹¹⁻¹⁵⁾	23	22	1	.957	217	83	18-1	1-0	3-0
Marshall ⁽¹⁹⁷⁵⁻⁹⁰⁾	17	15	2	.882	179	53	15-1		0-1
Maryland ⁽¹⁹²³⁻¹⁴⁾	164	123	41	.750	1192	659	67-9	45-28	11-4
Massachusetts ⁽¹⁹⁵⁹⁻⁶⁹⁾	6	5	1	.833	49	28	5-1		
Memphis ⁽²⁰⁰⁷⁾	3	2	1	.667	19	10	2-1		
Mercer ^{*** (1901-2008)}	35	19	15	.557	184	140	10-1	9-14	1-1
Miami (Fla.) ^{*** (1977-14)}	64	28	35	.445	339	382	11-10	10-16	7-9
Miami (Ohio) ⁽¹⁹⁶⁵⁻¹⁰⁾	4	4	0	1.000	49	1	4-0		
Michigan ⁽¹⁹²⁵⁻²⁹⁾	6	0	6	.000	12	48	0-6		
Michigan State ^{*** (1935-15)}	18	7	10	.417	107	130	4-9	1-1	3-1
Middle Tennessee ⁽²⁰⁰⁰⁾	2	2	0	1.000	25	3	2-0		
Mississippi ⁽¹⁹²³⁻⁸⁴⁾	15	7	8	.467	64	87		6-8	1-0
Mississippi College ⁽¹⁹²³⁾	2	1	1	.500	4	2	1-1		
Mississippi State ⁽¹⁹⁶⁸⁻⁰⁷⁾	13	8	5	.615	75	61	3-0	4-5	1-0
Missouri State ⁽¹⁹⁹³⁻⁹⁹⁾	5	4	1	.800	33	46			4-1
Morehead State ⁽¹⁹⁹⁷⁻¹³⁾	5	5	0	1.000	31	10	5-0		
Navy ⁽¹⁹⁶³⁻⁹⁵⁾	2	2	0	1.000	25	8	1-0		1-0
Nebraska ⁽¹⁹⁹³⁻⁰²⁾	2	1	1	.500	11	15			1-1
Nevada ⁽¹⁹⁹⁷⁻⁹⁹⁾	2	1	1	.500	18	16			1-1
Nevada-Las Vegas ⁽¹⁹⁹¹⁻¹⁴⁾	11	7	4	.636	82	56	3-1	3-3	1-0
New Hampshire ⁽¹⁹⁹⁴⁾	1	1	0	1.000	4	1	1-0		
New Orleans ⁽¹⁹⁸⁵⁻⁸⁹⁾	7	3	4	.429	49	48		1-2	2-2
New York Tech ⁽²⁰⁰¹⁾	3	3	0	1.000	51	3	3-0		
Newberry ^{*** (1900-78)}	88	50	37	.574	475	369	25-11	24-25	1-1
North Carolina ^{*** (1901-2015)}	189	99	89	.526	1002	937	47-32	37-43	15-14
North Carolina A&T ⁽²⁰⁰⁵⁾	1	1	0	1.000	12	2	1-0		
North Carolina State ^{*** (1921-15)}	194	114	79	.590	1311	1064	57-26	43-40	14-13
North Carolina-Asheville ⁽¹⁹⁹⁸⁻⁰⁹⁾	4	4	0	1.000	57	13	4-0		
North Carolina-Greensboro ⁽²⁰⁰⁸⁾	2	2	0	1.000	17	15	2-0		
North Carolina-Wilmington ⁽¹⁹⁷⁶⁻⁰⁹⁾	42	34	8	.810	342	157	21-3	13-5	
North Georgia ⁽¹⁹⁰⁹⁻²⁵⁾	5	3	2	.600	41	24	3-2		
Northwestern ⁽¹⁹⁹⁷⁾	2	2	0	1.000	22	9			2-0
Notre Dame ⁽¹⁹⁹⁴⁻¹⁵⁾	7	2	5	.286	26	38	1-3	1-2	
Oglethorpe ⁽¹⁹¹⁷⁻⁵⁹⁾	14	6	8	.429	61	72	2-3	4-5	
Ohio ^{*** (1937-01)}	33	19	13	.593	217	176	19-13		
Ohio State ⁽¹⁹⁵⁴⁻⁰³⁾	15	10	5	.667	86	62	9-3		1-2
Oklahoma ⁽¹⁹⁹²⁻¹⁰⁾	2	1	1	.500	12	11			1-1
Oklahoma State ⁽¹⁹⁹¹⁻⁰⁹⁾	6	4	2	.667	39	19	2-1		2-1
Old Dominion ⁽¹⁹⁸³⁻⁰⁵⁾	38	31	7	.816	249	122	27-5	4-2	
Oral Roberts ⁽²⁰⁰⁵⁻⁰⁶⁾	3	3	0	1.000	25	16	3-0		
Oregon ⁽²⁰¹⁴⁾	1	0	1	.000	1	18			0-1
Oregon State ⁽¹⁹⁸⁸⁻⁰¹⁾	5	3	2	.600	42	29			3-2
Pacific ⁽²⁰⁰⁷⁾	3	3	0	1.000	17	10	3-0		
Penn State ⁽¹⁹⁵⁹⁻⁷⁵⁾	2	0	2	.000	4	12			0-2
Pepperdine ⁽²⁰¹⁵⁾	1	0	1	.000	8	10			0-1
Pittsburgh ⁽²⁰¹⁴⁾	3	2	1	.667	10	15		2-1	
Presbyterian College ⁽¹⁹⁰⁶⁻²⁰¹⁵⁾	84	62	22	.738	624	358	37-9	22-10	3-3
Princeton ⁽¹⁹⁹¹⁻⁰³⁾	2	2	0	1.000	20	11			2-0
Purdue ⁽²⁰⁰²⁾	3	3	0	1.000	18	11	3-0		
Rhode Island ⁽¹⁹⁶⁷⁻⁶⁸⁾	5	3	2	.600	26	19	3-2		
Rice ⁽¹⁹⁹⁴⁻⁰⁰⁾	4	2	2	.500	25	26			2-2
Richmond ⁽¹⁹¹⁵⁻⁰¹⁾	4	3	1	.750	33	21	3-1		
Rider ⁽¹⁹⁷⁰⁾	2	2	0	1.000	10	3	2-0		
Riverside Military ⁽¹⁹⁰⁹⁻¹⁰⁾	3	2	1	.667	11	10	2-0	0-1	
Rollins ⁽¹⁹⁵⁰⁻⁸⁰⁾	11	4	7	.364	60	59	1-1	3-6	
Rutgers ⁽¹⁹⁸⁸⁻⁹³⁾	2	1	1	.500	8	9			1-1
Sacred Heart ⁽²⁰¹¹⁾	1	1	0	1.000	11	1	1-0		
Saint John's ⁽¹⁹⁷⁵⁻⁰⁷⁾	6	5	1	.833	46	19	1-0		4-1
Saint Louis ⁽²⁰¹³⁾	1	1	0	1.000	10	2			1-0
San Jose State ⁽²⁰⁰⁰⁾	1	1	0	1.000	10	6			1-0
Seton Hall ⁽¹⁹⁸⁷⁻⁰¹⁾	6	6	0	1.000	70	26	5-0		1-0
Siena ⁽¹⁹⁹⁶⁾	2	2	0	1.000	27	5	2-0		
South Alabama ⁽¹⁹⁷³⁻⁰²⁾	11	6	5	.545	70	55	4-3	2-2	
South Carolina ^{*** (1899-2015)}	309	172	135	.560	1839	1562	97-44	67-81	8-10
South Carolina-Aiken ⁽¹⁹⁸⁴⁻⁸⁵⁾	2	2	0	1.000	26	6	1-0	1-0	
South Carolina-Upstate ⁽²⁰⁰⁹⁻¹³⁾	3	3	0	1.000	44	11	3-0		
South Florida ⁽¹⁹⁹⁶⁻⁹⁸⁾	4	2	2	.500	15	15	1-2		1-0
Southern California ⁽¹⁹⁹⁰⁻⁹⁸⁾	2	0	2	.000	5	9	0-1		0-1
Southern Mississippi ⁽²⁰¹⁰⁾	1	1	0	1.000	10	1			1-0
Springfield ⁽¹⁹⁶⁷⁻⁶⁸⁾	3	3	0	1.000	22	6	3-0		
Stanford ⁽¹⁹⁹⁵⁻⁰⁰⁾	2	0	2	.000	7	18			0-2
Stetson ⁽¹⁹⁷⁶⁻⁹⁸⁾	7	6	1	.857	71	30	3-0	1-1	2-0
Tampa ⁽¹⁹⁹²⁾	3	3	0	1.000	34	6	3-0		
Temple ⁽¹⁹⁷⁷⁾	1	1	0	1.000	13	4			1-0
Tennessee ⁽¹⁹²⁵⁻⁹⁷⁾	34	23	11	.676	237	158	14-3	8-5	1-3
Tennessee Tech ⁽²⁰⁰³⁻¹²⁾	5	5	0	1.000	39	17	5-0		
Texas A&M ⁽¹⁹⁹⁹⁾	3	1	2	.333	17	28		1-2	
Texas State ⁽¹⁹⁹⁷⁾	1	0	1	.000	7	12			0-1
Texas Tech ⁽¹⁹⁹³⁻⁰⁴⁾	4	2	2	.500	25	21		1-2	1-0
Texas-Arlington ⁽¹⁹⁹⁰⁻⁹⁵⁾	2	2	0	1.000	26	5		1-0	1-0
Toledo ⁽¹⁹⁷⁶⁻⁷⁷⁾	8	5	3	.625	48	25	5-3		
Troy ⁽¹⁹⁸²⁾	2	1	1	.500	7	5		1-1	
Valdosta State ⁽¹⁹⁷⁸⁻⁸⁷⁾	17	13	4	.765	100	60	2-0	11-4	
Vanderbilt ⁽¹⁹⁸⁴⁻⁸⁶⁾	3	2	1	.667	26	13	1-1	1-0	
Vermont ⁽¹⁹⁷⁰⁾	1	1	0	1.000	14	2	1-0		
Villanova ⁽¹⁹⁹¹⁾	1	1	0	1.000	8	3			1-0
Virginia ⁽¹⁹⁵⁵⁻¹⁴⁾	156	104	52	.667	1085	652	53-15	41-29	10-8
Virginia Military ⁽¹⁹¹⁶⁾	1	1	0	1.000	2	0		1-0	

AGAINST ALL COMPETITION

Opponent ^(First Game - Last Game)	G	W	L	Win %	^CU	^Opp	Home	Away	Neutral
Virginia Tech ^{*(1902-2015)}	67	41	24	.627	411	307	24-7-1	12-15-1	5-2
Wake Forest ^{*(1901-2015)}	184	127	56	.693	1260	908	65-21-1	48-31	14-4
Washington ⁽¹⁹⁹⁴⁻⁹⁹⁾	3	2	1	.667	17	16			2-1
Washington & Lee ⁽¹⁹⁴⁸⁻⁵⁴⁾	3	2	1	.667	42	10	2-1		
Washington State ⁽¹⁹⁸⁸⁾	1	0	1	.000	5	6			0-1
West Virginia ⁽¹⁹⁵¹⁻¹⁵⁾	13	11	2	.846	92	30	7-2		4-0
West Virginia Wesleyan ⁽¹⁹¹⁶⁻¹⁷⁾	3	1	2	.333	12	17	1-2		
Western Carolina ⁽¹⁹⁷⁴⁻¹⁵⁾	75	59	16	.787	669	366	41-5	17-11	1-0
Western Michigan ⁽¹⁹⁵⁸⁻⁷³⁾	3	1	2	.333	15	21	1-1		0-1
Wichita State ⁽¹⁹⁸¹⁾	1	0	1	.000	2	7	0-1		

Opponent ^(First Game - Last Game)	G	W	L	Win %	^CU	^Opp	Home	Away	Neutral
William & Mary ⁽²⁰⁰⁰⁻¹³⁾	6	5	1	.833	40	25	5-1		
Wingate ⁽¹⁹⁸³⁾	1	1	0	1.000	11	7			1-0
Winthrop ⁽¹⁹⁸¹⁻¹⁵⁾	25	19	6	.760	185	101	15-5	3-1	1-0
Wofford ^{*(1898-2015)}	103	78	24	.762	752	408	41-8	34-15	3-1-1
Wright State ⁽²⁰¹⁰⁻¹³⁾	6	6	0	1.000	42	18	6-0		
Xavier ⁽²⁰¹⁴⁾	1	0	1	.000	4	6			0-1
Yale ⁽¹⁹⁴⁷⁻⁹²⁾	5	4	1	.800	32	19	2-0	0-1	2-0
Totals	4259	2709	1520	.640	29,041	20,244	1552-545-13	893-783-15	284-192-2

* - includes one tie (Clemson has 30 ties in history); ^ - runs; Note: **Bold** denotes 2016 opponent.

RECORD BY DATE

JANUARY					
Day	W-L	Win %	Home	Away	Neutral
28	1-0	1.000			1-0
29	1-0	1.000			1-0
30	0-1	.000			0-1
31					
Totals	2-1	.667	0-0	0-0	2-1

FEBRUARY					
Day	W-L	Win %	Home	Away	Neutral
1					
2					
3					
4					
5					
6	1-0	1.000			1-0
7	1-0	1.000			1-0
8	1-0	1.000			1-0
9					
10					
11					
12	3-0	1.000	3-0		
13	2-2	.500	2-2		
14	3-1	.750	3-1		
15	6-1	.857	5-1	1-0	
16	7-4	.636	6-2	1-2	
17	7-4	.636	4-3	3-0	0-1
18	11-1	.917	7-1	3-0	1-0
19	7-3	.700	5-1	1-2	1-0
20	10-2	.833	6-0	2-1	2-1
21	10-2	.833	7-0	1-2	2-0
22	11-2	.846	8-0	3-2	
23	16-5	.762	11-0	4-5	1-0
24	16-5	.762	13-2	3-1	0-2
25	23-1	.958	13-0	7-1	3-0
26	16-8	.667	9-2	7-4	0-2
27	14-5	.737	7-2	4-2	3-1
28	18-9	.667	10-4	4-4	4-1
29	4-1	.800	1-0	2-1	1-0
Totals	187-56	.770	120-21	46-27	21-8

MARCH					
Day	W-L	Win %	Home	Away	Neutral
1	15-9	.625	11-4	3-4	1-1
2	17-11-1	.603	12-4	4-4-1	1-3
3	21-9	.700	16-5	4-4	1-0
4	18-8	.692	15-1	3-7	
5	21-6	.778	17-4	4-2	
6	23-6	.793	19-3	4-2	0-1
7	29-5	.853	27-3	2-2	
8	22-10	.688	21-4	1-5	0-1
9	23-7	.767	17-5	6-2	
10	27-7	.794	23-3	4-4	
11	17-10	.630	16-6	0-3	1-1
12	24-6	.800	21-2	3-4	
13	22-6	.786	17-4	5-2	
14	26-7	.788	17-3	7-4	2-0
15	23-12-1	.653	13-6	10-3-1	0-3
16	16-14	.533	11-2	4-9	1-3
17	26-13	.667	12-2	11-10	3-1
18	29-10	.744	12-1	13-8	4-1
19	29-14	.674	9-2	17-11	3-1
20	33-15	.688	14-2	17-12	2-1
21	21-15-1	.581	10-3	10-11-1	1-1
22	25-19-2	.565	14-6-1	11-11-1	0-2
23	32-19	.627	20-7	10-12	2-0
24	29-20-1	.590	22-10-1	7-10	
25	31-19-1	.618	18-13-1	11-6	2-0
26	31-16-1	.656	25-8-1	4-7	2-1
27	30-12	.714	22-7	7-4	1-1

28	30-25-2	.544	23-11-2	6-13	1-1
29	31-18	.633	26-10	4-7	1-1
30	31-18	.633	24-9	7-9	
31	38-14	.731	24-4	11-10	3-0
Totals	790-380-10	.674	548-154-6	210-202-4	32-24

APRIL					
Day	W-L	Win %	Home	Away	Neutral
1	35-20	.636	21-12	14-8	
2	32-20	.615	23-8	8-11	1-1
3	41-18-2	.689	28-7-1	11-11-1	2-0
4	40-19	.678	26-9	13-8	1-2
5	38-23	.623	27-12	10-11	1-0
6	35-21-1	.623	21-11	14-8-1	0-2
7	40-21-1	.653	22-9-1	16-12	2-0
8	43-16	.729	28-7	14-9	1-0
9	36-19	.655	26-7	10-12	
10	31-26	.544	19-11	12-13	0-2
11	40-18	.690	25-8	15-9	0-1
12	35-34	.507	17-15	17-18	1-1
13	34-24	.586	18-9	16-15	
14	42-20-1	.675	15-9-1	27-11	
15	47-23-1	.669	29-6	18-16-1	0-1
16	40-24-1	.623	24-7	16-17-1	
17	36-17	.679	28-6	7-11	1-0
18	34-21-2	.614	20-8	13-10-2	1-3
19	37-17	.685	20-6	16-11	1-0
20	35-21-1	.623	15-7	15-13-1	5-1
21	37-22-1	.625	20-9	13-11-1	4-2
22	33-23	.589	14-5	16-15	3-3
23	31-20	.608	19-9	11-9	1-2
24	34-22-2	.603	20-8-1	8-11-1	6-3
25	36-21-1	.629	22-11	12-10	2-0-1
26	47-20	.701	25-12	18-6	4-2
27	31-24	.564	18-8	10-13	3-3
28	18-21	.462	9-6	8-14	1-1
29	18-16	.529	9-5	8-10	1-1
30	24-15-1	.613	13-9-1	11-4	0-2
Totals	1060-626-15	.628	621-256-5	397-337-9	42-33-1

MAY					
Day	W-L	Win %	Home	Away	Neutral
1	19-19	.500	7-9	11-8	1-2
2	24-13	.649	11-5	13-7	0-1
3	24-16	.600	8-10	16-5	0-1
4	26-17	.605	15-6	7-10	4-1
5	26-20-1	.564	17-7	8-13-1	1-0
6	29-25	.537	14-11	13-14	2-0
7	35-16	.686	19-6	14-10	2-0
8	36-28-1	.562	15-6-1	18-21	3-1
9	41-22	.651	19-7	18-14	4-1
10	28-18	.609	10-6	17-11	1-1
11	38-18-1	.675	16-7	16-11-1	6-0
12	29-18-1	.615	13-5-1	10-10	6-3
13	36-15	.706	17-3	11-10	8-2
14	25-24	.510	8-6	9-15	8-3
15	27-10	.730	6-1	16-6	5-3
16	21-17	.553	3-3	11-8	7-6
17	17-11	.607	4-1	7-6	6-4
18	16-9	.640	6-1	1-4	9-4
19	11-11	.500	3-2	3-4	5-5
20	12-9-1	.568	4-0	2-3	6-6-1
21	13-8	.619	3-0	3-4	7-4
22	14-12	.538	2-3	5-1	7-8
23	7-10	.412	2-2	0-2	5-6
24	8-7	.533	3-0	0-2	5-5
25	12-5	.706	4-0	2-0	6-5
26	12-5	.706	5-0	1-0	6-5
27	7-5	.583	3-1		4-4
28	8-7	.533	3-1	0-1	5-5

29	5-2	.714	1-0	1-0	3-2
30	2-5	.286	0-1		2-4
31	4-6	.400	3-0	0-1	1-5
Totals	612-408-5	.600	244-110-2	233-201-2	135-97-1

JUNE					
Day	W-L	Win %	Home	Away	Neutral
1	5-3	.625	2-0	0-1	3-2
2	4-4	.500	3-0	0-2	1-2
3	8-3	.727	4-0	1-1	3-2
4	8-1	.889	3-0	1-1	4-0
5	6-6	.500	1-1	2-1	3-4
6	2-5	.286	0-1	1-4	1-0
7	3-2	.600	0-1	1-1	2-0
8	1-2	.333	1-0	0-1	0-1
9	5-2	.714	2-0	0-1	3-1
10	1-1	.500	1-0		0-1
11	3-1	.750		1-0	2-1
12	1-2	.333	0-1	0-1	1-0
13	2-3	.400	1-0	0-1	1-2
14	5-4	.556	1-0		4-4
15	0-2	.000			0-2
16	2-1	.667			2-1
17					
18	0-1	.000			0-1
19	0-1	.000			0-1
20	0-2	.000		0-1	0-1
21	1-1	.500			1-1
22	1-0	1.000			1-0
23					
24					
25	0-1	.000			0-1
26	0-1	.000			0-1
Totals	58-49	.542	19-4	7-16	32-29

Note: **Bold** denotes 2016 game date.

TOP WINNING PERCENTAGE DATES

Rk	Date	W-L	Win %
1.	February 25	23-1	.958
2.	February 18	11-1	.917
3.	March 7	29-5	.853
4.	February 22	11-2	.846
5.	February 20	10-2	.833
	February 21	10-2	.833
7.	March 12	24-6	.800
8.	March 10	27-7	.794
9.	March 6	23-6	.793
10.	March 14	26-7	.788
11.	March 13	22-6	.786
12.	March 5	21-6	.778
13.	March 9	23-7	.767
14.	February 23	16-5	.762
	February 24	16-5	.762
16.	March 18	29-10	.744
17.	February 27	14-5	.737
18.	March 31	38-14	.731
19.	May 15	27-10	.730
20.	April 8	43-16	.729
21.	June 3	8-3	.727
22.	March 27	30-12	.714
23.	May 13	36-15	.706
	May 25	12-5	.706
	May 26	12-5	.706
26.	April 26	47-20	.701
27.	March 3	21-9	.700
	February 19	7-3	.700

GAME RESULTS VS. 2016 OPPONENTS

BOSTON COLLEGE

Overall:.....	22-8
at Clemson:.....	10-5
at Doug Kingsmore Stadium: ...	10-5
at Boston College:.....	12-3
ACC Regular-Season Games:.....	22-8
One-Run Games:	5-3
Extra-Inning Games:	1-0
Under Monte Lee :	0-0
Longest CU Win Streak:.....	11 ⁽²⁰¹⁰⁻¹⁴⁾
Longest BOC Win Streak:.....	2 ⁽²⁰⁰⁸⁾
Biggest CU Win:	16-2 ⁽²⁰⁰⁸⁾
Biggest BOC Win:	13-1 ⁽²⁰⁰⁹⁾

Date	Site	W-L	CU	Op
4-21-2006	* A	W	6	3
4-22-2006 ⁽¹⁾	* A	L	2	3
4-22-2006 ⁽²⁾	* A	W	4	1
5-5-2007	* H	W	4	3
5-6-2007 ⁽¹⁾	* H	L	6	8
5-6-2007 ⁽²⁾	* H	W	7	6
3-14-2008	* H	L	4	6
3-15-2008	* H	L	6	7
3-16-2008	* H	W	16	2
3-27-2009	* A	L	1	13
3-28-2009 ⁽¹⁾	* A	W	7	6
3-28-2009 ⁽²⁾	* A	W	5	3
4-2-2010	* H	W	15	2
4-3-2010	* H	L	5	11
4-4-2010	* H	W	14	9
4-15-2011	* A	W	9	2
4-16-2011 ⁽¹⁾	* A	W	7	5
4-16-2011 ⁽²⁾	* A	W	9	2
3-16-2012	* H	W	6	4
3-17-2012	* H	W	6	3
3-18-2012	* H	W	5	1
4-5-2013	* A	W	7	5
4-6-2013	* A	W	9	2
4-7-2013	* A	W	1	0
5-15-2014	* H	W	8	4
5-16-2014	* H	L	1	3
5-17-2014	* H	W ⁽¹³⁾	10	9
4-10-2015	* A	W	15	6
4-11-2015	* A	L	7	8
4-12-2015	* A	W	6	3

* - ACC regular-season game

CHARLESTON SOUTHERN

Overall:.....	17-1
at Clemson:.....	14-1
at Doug Kingsmore Stadium: ...	14-1
at Charleston Southern:.....	3-0
NCAA Tournament Games:.....	1-0
One-Run Games:	4-1
Extra-Inning Games:	0-1
Under Monte Lee :	0-0
Longest CU Win Streak:.....	17 ⁽¹⁹⁷⁶⁻¹³⁾
Longest CSU Win Streak:	1 ⁽²⁰¹⁵⁾
Biggest CU Win:	19-1 ⁽²⁰¹¹⁾
Biggest CSU Win:	4-3 ⁽²⁰¹⁵⁾

Date	Site	W-L	CU	Op
3-5-1976	H	W	6	2
3-14-1977	A	W	8	0
3-15-1977	A	W	3	1
4-6-1978 ⁽¹⁾	H	W ⁽⁷⁾	3	2
4-6-1978 ⁽²⁾	H	W ⁽⁷⁾	10	3
3-22-1979	A	W	17	10
4-18-1994	H	W	16	6
4-24-1996	H	W	12	5
5-23-1996	\$ H	W	9	1

2-18-1997	H	W	7	2
5-7-1997	H	W	9	8
4-8-1998	H	W	13	3
2-26-2003	H	W ⁽⁸⁾	5	0
5-5-2004	H	W	3	2
2-26-2011	H	W	19	1
4-17-2012	H	W	3	2
3-13-2013	H	W	3	1
4-8-2015	H	L ⁽¹⁰⁾	3	4

\$ - NCAA Regional

COLLEGE OF CHARLESTON

Overall:.....	24-1
at Clemson:.....	17-1
at Doug Kingsmore Stadium: ...	13-1
at College of Charleston:.....	7-0
NCAA Tournament Games:.....	1-0
One-Run Games:	4-0
Extra-Inning Games:	1-0
Under Monte Lee :	0-0
Longest CU Win Streak:.....	23 ⁽¹⁸⁹⁹⁻²⁰¹²⁾
Longest COC Win Streak:.....	1 ⁽²⁰¹²⁾
Biggest CU Win:	12-0 ⁽¹⁹⁰⁰⁾ , 19-7 ⁽²⁰⁰⁷⁾
Biggest COC Win:	4-2 ⁽²⁰¹²⁾

Date	Site	W-L	CU	Op
5-11-1899	A	W	11	3
5-20-1899	H	W	11	3
5-7-1900	H	W	12	0
4-3-1911	H	W	6	3
4-28-1911	A	W	6	1
4-3-1912	H	W	6	0
3-7-2001	H	W	5	3
3-1-2002	A	W	14	6
3-6-2002	H	W	12	1
3-5-2003	H	W	6	2
3-18-2003	A	W	7	6
3-5-2004	A	W	15	4
5-12-2004	H	W	19	8
5-17-2005	H	W	8	5
6-4-2005	\$ H	W	6	0
3-3-2006	A	W	6	0
5-16-2006	H	W	1	0
5-15-2007	H	W	19	7
2-29-2008	A	W	7	6
5-13-2008	H	W	12	6
5-12-2009	H	W	5	2
5-5-2012	H	W ⁽¹¹⁾	4	3
5-6-2012	H	W	12	3
5-7-2012	H	L	2	4
5-6-2015	H	W	6	3

\$ - NCAA Regional

THE CITADEL

Overall:.....	83-18
at Clemson:.....	48-7
at Doug Kingsmore Stadium: ...	13-2
at The Citadel:.....	30-11
at Neutral:.....	5-0
NCAA Tournament Games:.....	2-0
One-Run Games:	8-1
Extra-Inning Games:	4-1
Under Monte Lee :	0-0
Longest CU Win Streak:.....	25 ⁽¹⁹⁰⁰⁻³⁶⁾
Longest CIT Win Streak:.....	4 ⁽¹⁹³⁷⁻³⁸⁾
Biggest CU Win:	27-2 ⁽¹⁹⁶⁶⁾
Biggest CIT Win:	11-2 ⁽¹⁹⁹⁰⁾

Date	Site	W-L	CU	Op
5-9-1900	H	W	9	0
5-9-1901	H	W	17	2
4-7-1902	A	W	4	2
4-29-1911	A	W	3	0
4-16-1914	H	W	5	0
4-17-1915	H	W	13	3
4-11-1916	H	W	4	2
4-12-1916	H	W	16	1
5-9-1919	H	W	8	3
4-8-1922	H	W	11	3
5-3-1923	H	W	5	3
5-12-1924	N1	W	10	3
5-13-1925	H	W	6	4
4-23-1926	H	W	8	3
5-10-1927	H	W	4	1
4-21-1928	A	W	7	3
5-11-1929 ⁽¹⁾	A	W ⁽⁷⁾	4	0
5-11-1929 ⁽²⁾	A	W ⁽⁷⁾	6	5
4-26-1930	A	W	9	6
5-9-1930	N2	W	12	6
5-4-1931	A	W	6	2
5-11-1931	H	W	6	1
5-12-1931	H	W	3	2
4-20-1936	H	W	7	1
4-21-1936	H	W	6	1
4-12-1937	A	L	7	10
4-13-1937	A	L	0	3
4-25-1938	H	L	0	3
4-26-1938	H	L	2	10
5-2-1939	A	W	4	0
5-3-1939	A	L	2	7
5-8-1940	N3	W	12	1
5-9-1940	N3	W	18	12
4-18-1947	A	W	14	4
4-30-1947	H	W ⁽⁷⁾	8	5
5-18-1948	H	W	4	3
5-25-1948	A	W	6	4
4-23-1949 ⁽¹⁾	A	L ⁽⁷⁾	0	2
4-23-1949 ⁽²⁾	A	W ⁽⁷⁾	5	0
5-13-1949	H	W	10	5
4-14-1949	H	W	16	4
4-21-1950	A	W	16	4
4-22-1950	A	W ⁽¹⁰⁾	7	5
5-12-1950	H	W	19	10
5-13-1950	H	W	12	11
4-14-1951 ⁽¹⁾	A	W	15	5
4-14-1951 ⁽²⁾	A	W ⁽⁷⁾	3	1
4-20-1951	H	W	7	6
4-21-1951	H	W	12	3
4-18-1952	H	L	5	8
4-19-1952	H	W	14	4
5-3-1952 ⁽¹⁾	A	W ⁽¹⁰⁾	6	4
5-3-1952 ⁽²⁾	A	W ⁽⁷⁾	6	4
3-24-1953 ⁽¹⁾	H	W ⁽⁷⁾	4	3
3-24-1953 ⁽²⁾	H	W ⁽⁸⁾	11	3
5-1-1953	N4	W	5	0
5-2-1953	A	L	1	5
3-23-1956	H	L	11	13
3-24-1956	H	W	15	14
3-31-1958	A	W ⁽¹¹⁾	5	4
4-2-1958	H	W	23	9
3-23-1959	H	W	8	6
3-25-1960	H	L	5	8
3-26-1960	H	W	16	6
3-24-1961	A	L	4	6
3-25-1961	A	W	6	4
3-23-1962	H	W	17	1
3-24-1962	H	W	22	3
3-29-1963	A	W	7	4
3-30-1963	A	L	3	7
5-12-1965	A	W	4	2
3-23-1965	A	W	6	2
3-25-1966	H	W	11	5
3-26-1966	H	W	27	2
3-12-1977	A	W	5	2
3-20-1979	A	W	10	3
3-21-1979	A	W	6	1
2-20-1981	A	W	6	0
2-21-1981	A	W	6	3
3-6-1982	H	W	20	7
2-19-1983	A	L	1	3
2-20-1983	A	L	2	6
3-6-1984 ⁽¹⁾	H	L ⁽⁷⁾	4	7
3-6-1984 ⁽²⁾	H	W ⁽⁷⁾	6	0
2-16-1985	A	L ⁽¹⁰⁾	9	10
2-17-1985	A	W	12	5
3-3-1986	H	W	13	5
3-4-1986	H	W	16	5
2-23-1987 ⁽¹⁾	A	W ⁽⁷⁾	9	3
2-23-1987 ⁽²⁾	A	W ⁽⁷⁾	12	0
5-21-1990	A	L	2	11

3-26-1991	H	W	10	0
3-27-1991	H	W	12	3
5-26-1994	\$ H	W	5	1
3-25-1998	H	W	5	0
5-21-1998	\$ H	W	12	3
3-3-1999	H	L	15	18
3-24-2000	H	W	9	3
3-25-2000	H	W	7	5
3-26-2000	H	W	6	3
4-20-2004	H	W	13	4

\$ - NCAA Regional; N1 - Laurens, S.C.; N2 - Anderson, S.C.; N3 - Sumter, S.C.; N4 - Orangeburg, S.C.

DUKE

Overall:.....	129-66-2
at Clemson:.....	68-25-1
at Doug Kingsmore Stadium: ...	49-7
at Duke:.....	50-28-1
at Neutral:	11-13
ACC Regular-Season Games:.....	102-35-2
ACC Tournament Games:	9-4
One-Run Games:	16-22
Extra-Inning Games:	5-3-1
Under Monte Lee :	0-0
Longest CU Win Streak:.....	14 ⁽¹⁹⁸⁵⁻⁹⁰⁾
Longest DUK Win Streak:	5 ⁽¹⁹⁰⁸⁻⁰⁹⁾
Biggest CU Win:	25-6 ⁽¹⁹⁷⁸⁾
Biggest DUK Win:	13-1 ⁽²⁰¹³⁾

Date	Site	W-L	CU	Op
5-7-1904	N1	W	15	8
4-12-1905	H	W ⁽¹¹⁾	4	3
4-12-1906	H	W	13	4
5-4-1906	N2	L	0	7
5-3-1907	N2	L	4	5
5-4-1907	N2	W	3	0
5-1-1908	N2	L	3	5
5-2-1908	N3	L	0	1
4-21-1909	H	L	7	8
4-24-1909 ⁽¹⁾	N4	L	1	4
4-24-1909 ⁽²⁾	N4	L	0	1
4-8-1910	H	W	2	1
4-9-1910	H	L	3	14
4-27-1911 ⁽¹⁾	N5	L	0	7
4-27-1911 ⁽²⁾	N5	L	5	9
4-27-1916	A	W	16	6
4-28-1916	A	L	4	5
5-8-1916	H	W	3	0
5-9-1916	H	W	13	3
4-14-1919	H	L	2	8
4-15-1919	H	L ⁽¹²⁾	1	3
4-12-1923	H	L	0	9
5-7-1926	H	W	10	3
3-30-1934	H	L	6	7
3-31-1934	H	W	10	5
4-2-1935 ⁽¹⁾	A	L	8	12
4-2-1935 ⁽²⁾	A	W ⁽⁷⁾	3	0
3-25-1942	H	L	3	5
3-26-1942	H	L	3	14
3-28-1947	H	W	10	9
3-29-1947	H	L	11	13
3-24-1948	H	L	3	5
3-25-1948	H	L	2	3
3-30-1949	H	W	13	3
3-31-1949	H	L	16	18
3-29-1950	H	L	8	9
3-30-1950	H	W	17	6
4-26-1951	A	W	4	3
5-19-1951	N6	L	0	5
3-28-1952	H	L	8	14
3-29-1952	H	W	10	9
4-14-1952	A	L	2	6
3-26-1953	H	L	4	5
4-23-1954	* A	W	5	4
4-24-1954	* A	L	0	11
3-29-1955	* N1	W	5	3
4-22-1955	* A	L	3	10
3-26-1956	* H	T	11	11
4-20-1956 ⁽¹⁾	* A	L ⁽⁷⁾	0	6
4-20-1956 ⁽²⁾	* A	L ⁽⁷⁾	3	8
4-9-1957	* H	L	2	6
4-19-1957	* A	L	2	6
5-1-1958	* A	W	8	1
5-12-1958	* A	L	1	7
3-30-1959	* A	W	12	7
5-1-1959	* A	W	10	0
5-3-1960	* H	W	6	1
5-4-1960	* H	W	4	2
4-7-1961	* H	L	5	2

GAME RESULTS VS. 2016 OPPONENTS

4-17-1999	*	H	L ⁽¹⁰⁾	3	5
4-18-1999	*	H	W	7	5
4-21-2000	*	A	W	8	5
4-22-2000	*	A	W	8	5
4-23-2000	*	A	W	12	8
4-13-2001	*	H	W	10	2
4-14-2001	*	H	W	10	1
4-15-2001	*	H	W	6	4
4-19-2002	*	A	W	5	3
4-20-2002	*	A	W	4	1
4-21-2002	*	A	W	2	1
5-4-2003	*	H	W	7	6
5-5-2003	*	H	L	6	7
5-6-2003	*	H	W	13	2
5-23-2003	+	N10	L	4	7
5-20-2004	*	A	W	10	1
5-21-2004	*	A	L	1	2
5-22-2004	*	A	W	9	6
4-8-2005	*	H	W	9	3
4-9-2005	*	H	W	11	6
4-10-2005	*	H	W	16	6
5-8-2006 ⁽¹⁾	*	A	W	7	4
5-8-2006 ⁽²⁾	*	A	W	14	0
5-9-2006	*	A	W	8	2
3-16-2007	*	H	W	6	4
3-17-2007	*	H	W	7	2
3-18-2007	*	H	W	9	6
4-18-2008	*	A	W	7	4
4-19-2008	*	A	L	1	10
4-20-2008	*	A	T ⁽¹⁰⁾	6	6
4-3-2009	*	H	W	7	3
4-4-2009	*	H	L	7	10
4-5-2009	*	H	W	10	1
5-22-2009	+	N8	L	4	10
4-9-2010	*	A	L	9	10
4-10-2010	*	A	W ⁽¹¹⁾	11	5
4-11-2010	*	A	L	2	7
3-18-2011	*	H	W	9	6
3-19-2011	*	H	W	16	7
3-20-2011	*	H	W	9	3
4-6-2012	*	A	W ⁽¹¹⁾	4	1
4-7-2012	*	A	W	11	5
4-8-2012	*	A	W	4	2
3-22-2013	*	H	W	7	0
3-23-2013 ⁽¹⁾	*	H	W	8	4
3-23-2013 ⁽²⁾	*	H	L	1	13
5-21-2014	+	N6	W	5	3
4-18-2015 ⁽¹⁾	*	H	W	6	2
4-18-2015 ⁽²⁾	*	H	W	8	1

* - ACC regular-season game; % - not counted in ACC standings; + - ACC Tournament; N1 - Anderson, S.C.; N2 - Charlotte, N.C.; N3 - Winston-Salem, N.C.; N4 - Chester, S.C.; N5 - Sumter, S.C.; N6 - Greensboro, N.C.; N7 - Chapel Hill, N.C.; N8 - Durham, N.C.; N9 - Greenville, S.C.; N10 - Salem, Va.

FLORIDA STATE

Overall:.....	63-71-1			
at Clemson:.....	31-21			
at Doug Kingsmore Stadium:..	29-17			
at Florida State:.....	19-37-1			
at Neutral:	13-13			
ACC Regular-Season Games:..	38-34			
ACC Tournament Games:.....	9-12			
NCAA Tournament Games:.....	4-2			
One-Run Games:	15-15			
Extra-Inning Games:	3-4-1			
Under Monte Lee :.....	0-0			
Longest CU Win Streak:.....	6 ⁽¹⁹⁹²⁻⁹³⁾			
Longest FSU Win Streak:.....	9 ⁽²⁰⁰¹⁻⁰²⁾			
Biggest CU Win:	24-2 ⁽¹⁹⁹⁹⁾			
Biggest FSU Win:	20-3 ⁽¹⁹⁷²⁾			
Date	Site	W-L	CU	Op
6-7-1958	\$ N1	W ⁽¹⁰⁾	8	5
6-5-1959	\$ N1	W	24	2
6-6-1959	\$ N1	W	5	0
3-30-1962	A	L	8	14
4-19-1962	H	W	14	11
3-21-1963	A	L	7	10
3-22-1963	A	W	12	7
3-23-1963	A	L	3	12
3-19-1964	A	L	5	8
3-20-1964	A	W	8	5
3-21-1964	A	L	6	12
4-26-1965	H	W	9	8
4-27-1965⁽¹⁾	H	L	11	13

4-27-1965 ⁽²⁾	H	L ⁽⁵⁾	3	16
5-23-1966	A	L	5	11
5-24-1966	A	L	3	4
5-25-1966	A	W	4	3
6-2-1967	\$ N1	L	3	5
6-3-1967	\$ N1	W	6	4
4-19-1969 ⁽¹⁾	H	L	2	6
4-19-1969 ⁽²⁾	H	L	1	3
4-17-1971 ⁽¹⁾	H	W ⁽⁷⁾	11	0
4-17-1971 ⁽²⁾	H	W	12	7
4-18-1971	H	W	3	2
3-10-1972	A	L	7	11
3-11-1972	A	L	3	6
3-12-1972	A	L	3	20
4-26-1973 ⁽¹⁾	H	W ⁽⁷⁾	2	1
4-26-1973 ⁽²⁾	H	L ⁽⁷⁾	1	2
4-27-1973	H	L	1	9
3-8-1974	A	L	3	6
3-9-1974	A	W	7	5
3-10-1974	A	L	3	5
2-28-1981	A	L	8	9
3-1-1981	A	L	7	11
4-1-1982	H	L	1	8
4-2-1982	H	L ⁽⁷⁾	6	7
3-1-1983	A	L ⁽¹⁴⁾	4	5
3-2-1983	A	T ⁽¹⁰⁾	3	3
3-29-1984	H	W	13	0
3-30-1984	H	W	13	3
5-28-1989	\$ A	L	1	8
3-27-1992	* H	W	10	4
3-28-1992	* H	W	12	0
3-29-1992	* H	W	14	0
5-11-1992	+ N2	W	5	2
5-13-1992	+ N2	W	11	0
5-7-1993	* A	W	7	6
5-8-1993	* A	L ⁽¹⁰⁾	3	4
5-9-1993	* A	W	5	1
5-16-1993	+ N2	W	6	1
5-18-1993	+ N2	L	5	7
5-7-1994	* H	W	5	2
5-8-1994	* H	W	9	5
5-9-1994	* H	L	3	8
5-21-1994	+ N2	L	4	10
5-22-1994	+ N2	W	4	1
4-21-1995	* A	L	2	5
4-22-1995	* A	L	2	7
4-23-1995	* A	L	8	9
5-19-1995	+ N2	W	11	0
5-20-1995	+ N2	L	2	12
5-21-1995	+ N2	L	2	8
5-4-1996	* H	W	3	0
5-5-1996	* H	W	2	1
5-6-1996	* H	W	2	0
5-18-1996	+ N3	L	1	2
4-4-1997	* A	W	10	7
4-5-1997	* A	L	5	20
4-6-1997	* A	L ⁽¹²⁾	10	11
5-16-1997	+ N4	L	4	8
5-17-1997	+ N4	L	0	10
4-24-1998	* H	W	2	1
4-25-1998	* H	W	5	4
4-26-1998	* H	L	2	7
4-9-1999	* A	L	0	8
4-10-1999	* A	W	8	4
4-11-1999	* A	L	3	5
5-22-1999	+ N3	W	8	7
5-6-2000	* H	W	8	7
5-7-2000	* H	W	5	4
5-8-2000	* H	W	7	4
5-18-2000	+ N5	W	8	4
4-6-2001	* A	L	4	7
4-7-2001	* A	L	6	7
4-8-2001	* A	L	1	6
5-18-2001	+ N5	L	4	5
5-17-2002	* H	L	3	9
5-18-2002	* H	L	3	12
5-19-2002	* H	L	3	9
5-23-2002	+ N4	L	4	9
5-25-2002	+ N4	L	1	4
4-11-2003	* A	W	8	4
4-12-2003	* A	L	2	7
4-13-2003	* A	L	1	8
5-1-2004	* H	L	6	11
5-2-2004	* H	L	1	10
5-3-2004	* H	W	18	9
4-2-2005	* A	L	1	3
4-3-2005 ⁽¹⁾	* A	L	4	5
4-3-2005 ⁽²⁾	* A	W	7	3
5-12-2006	* H	W	9	1

5-13-2006	*	H	W ⁽¹⁰⁾	4	3
5-14-2006	*	H	W	11	2
5-11-2007	*	A	L	1	11
5-12-2007	*	A	W	7	6
5-13-2007	*	A	W	11	6
5-26-2007	+	N6	W	5	1
5-3-2008	*	H	L ⁽¹⁰⁾	8	9
5-4-2008	*	H	L	4	13
5-5-2008	*	H	L	2	4
3-20-2009	*	A	L	2	5
3-21-2009	*	A	W ⁽¹¹⁾	8	7
3-22-2009	*	A	L	4	7
5-20-2010	*	H	W	9	8
5-21-2010	*	H	W	8	4
5-22-2010	*	H	W	8	3
5-19-2011	*	A	L	6	8
5-20-2011	*	A	W	7	4
5-21-2011	*	A	W	8	5
5-26-2011	+	N3	L	3	6
5-12-2012	*	H	W	7	2
5-14-2012 ⁽¹⁾	*	H	W	9	7
5-14-2012 ⁽²⁾	*	H	L	5	9
5-25-2012	+	N7	W	9	7
5-16-2013	*	A	W	8	2
5-17-2013	*	A	L	1	2
5-18-2013	*	A	L	1	6
3-21-2014	*	H	W	9	3
3-22-2014 ⁽¹⁾	*	H	L	1	11
3-22-2014 ⁽²⁾	*	H	L	3	4
5-14-2015	*	A	W	4	1
5-15-2015	*	A	W	7	0
5-16-2015	*	A	W	9	6
5-20-2015	+	N3	L	1	3
\$ - NCAA District III Playoffs, Regionals; * - ACC regular-season game; + - ACC Tournament; N1 - Gastonia, N.C.; N2 - Greenville, S.C.; N3 - Durham, N.C.; N4 - St. Petersburg, Fla.; N5 - Fort Mill, S.C.; N6 - Jacksonville, Fla.; N7 - Greensboro, N.C.					

FURMAN

Overall:.....	146-57-4			
at Clemson:.....	79-26-1			
at Doug Kingsmore Stadium: ..	30-5			
at Furman:	59-28-2			
at Neutral:	8-3-1			
NCAA Tournament Games:.....	2-0			
One-Run Games:	24-22			
Extra-Inning Games:	9-6-3			
Under Monte Lee :.....	0-0			
Longest CU Win Streak:.....	29 ⁽¹⁹⁸⁵⁻⁰²⁾			
Longest FUR Win Streak:.....	7 ⁽¹⁹²⁴⁻²⁶⁾			
Biggest CU Win:	21-1 ⁽¹⁹⁹¹⁾			
Biggest FUR Win:	10-2 ⁽¹⁹⁰⁷⁾			
Date	Site	W-L	CU	Op
4-24-1896	H	L	13	20
5-9-1896	A	L	11	14
4-16-1898	A	L	2	5
4-23-1898	H	W	14	3
5-14-1898	H	L	14	15
4-14-1900	A	W	5	1
5-9-1902	A	W	11	3
4-9-1904	H	L	1	2
5-5-1905	A	L	1	8
5-10-1905	H	L	1	2
5-19-1905	A	L	6	8
4-7-1906	H	L	6	7
4-27-1906	N1	W	11	5
5-5-1906	A	L	3	4
4-26-1907	N1	L	2	10
5-11-1907	A	W	11	8
4-11-1908	H	W	11	1
4-24-1908	N1	W	8	2
4-10-1909	A	W	7	6
4-30-1909	N1	L	5	6
4-22-1910	H	W	5	0
4-23-1910	H	W⁽¹¹⁾	3	2
4-7-1911	A	W	4	0
5-1-1911	A	W	6	4
4-19-1912	H	W	8	3
4-8-1913	A	W	9	3
4-26-1913	H	W	4	0
4-18-1914	H	W	5	1
4-21-1914	A	L	9	10
5-9-1914	A	W	5	1
3-26-1915	N2	W	3	2
4-3-1915	H	W	10	2
5-15-1915	A	W	10	1

5-17-1915	N1	W	8	2
5-18-1915	N1	W	5	3
4-19-1916	A	L	3	4
4-25-1916	N2	T ⁽¹⁷⁾	0	0
4-10-1917	H	W	15	1
4-20-1918	A	W	8	3
5-9-1918	H	W ⁽⁸⁾	7	0
3-25-1919	H	L	0	2
4-10-1920	A	L ⁽¹²⁾	4	5
4-13-1921	H	L	1	4
4-20-1921	A	L	1	2
4-15-1922	A	L	1	8
5-11-1922	H	L	0	4
3-30-1923	H	W	8	0
3-31-1923	A	W	3	0
4-14-1923	A	W	6	1
4-30-1923	H	T ⁽¹³⁾	3	3
4-15-1924	A	L	1	4
4-22-1924	N2	L	4	11
5-3-1924	H	L	3	7
4-11-1925	H	L	3	7
4-22-1925	A	L	4	7
3-25-1926	H	L	5	9
3-27-1926	A	L	1	2
4-27-1927	H	W	6	5
5-12-1927	A	L ⁽¹⁰⁾	1	2
4-30-1928	A	W ⁽¹⁰⁾	8	6
5-9-1928	H	W	7	2
4-20-1929	A	W	10	3
4-27-1929	H	W	6	1
4-15-1930	A	W	4	3
4-22-1930	H	W	7	6
4-13-1933	A	L	4	6
4-14-1933	H	W	4	1
5-1-1933	A	W	9	8
5-2-1933	H	L ⁽⁷⁾	1	4
4-5-1934	H	L	7	8
4-21-1934	A	L	7	8
4-24-1935	A	T ⁽¹⁰⁾	4	4
5-7-1935 ⁽¹⁾	H	W	3	2
5-7-1935 ⁽²⁾	H	W ⁽⁷⁾	1	0
4-16-1937	H	L	2	5
5-10-1937	A	W	14	8
4-28-1938	A	L	7	14
5-11-1938	H	L	4	6
5-12-1939	A	W	9	7
5-13-1939	H	W	8	4
4-18-1940	A	T	13	13
5-1-1940	H	W	16	9
4-11-1941	H	W	9	0
4-18-1941	A	L	5	7
4-27-1942	A	L ⁽¹⁰⁾	11	12
5-6-1942	H	L	1	7
4-8-1943	A	W	21	4
4-15-1943	H	W	13	12
4-29-1943	H	W	8	2
4-23-1946	A	W	4	2
5-13-1946	H	W	2	1
5-5-1947	H	W	19	7
5-6-1947	A	L	4	7
5-13-1947	H	W	9	6
5-14-1947	A	W	13	3
4-19-1948	H	W	7	6
4-28-1948	A	L	8	11
5-3-1948	H	L	1	3
5-10-1948	A	W	5	4
4-19-1949	H	W	9	6
4-27-1949	A	W	16	3
5-2-1949	H	W ⁽¹⁰⁾	6	5
5-10-1949	A	W ⁽¹²⁾	4	3
4-18-1950	H	W	12	0
4-26-1950	A	W	10	3
5-1-1950	H	W	21	6
5-9-1950	A	W	11	7
4-17-1951	H	W	26	13
4-25-1951	A	W	10	8
4-30-1951	H	W	6	1
5-8-1951	A	W	12	2
4-23-1952	H	W	4	2
4-29-1952	A	L ⁽¹⁵⁾	4	5
5-5-1952 ⁽¹⁾	H	W ⁽¹⁰⁾	12	11
5-5-1952 ⁽²⁾	H	W ⁽⁷⁾	5	4
4-8-1953	A	W	15	1
4-22-1953	H	W ⁽¹⁴⁾	13	12
4-25-1953	A	L ⁽⁷⁾	4	6
5-11-1953	N2	W	3	1
4-8-1954	A	W	5	2
5-12-1954	H	L	9	13
4-19-1955	A	W	7	2

GAME RESULTS VS. 2016 OPPONENTS

GEORGIA

Overall:.....	104-122-2			
at Clemson:.....	55-50-2			
at Doug Kingsmore Stadium:..	35-15			
at Georgia:.....	46-69			
at Neutral:.....	3-3			
NCAA Tournament Games:.....	1-2			
One-Run Games:	27-37			
Extra-Inning Games:	6-7-1			
Under Monte Lee :.....	0-0			
Longest CU Win Streak:.....	7 ⁽¹⁹⁷¹⁻⁷³⁾			
Longest UGA Win Streak:..	11 ⁽¹⁹²⁴⁻²⁹⁾			
Biggest CU Win:..	25-2 ⁽¹⁹⁰¹⁾ , 23-0 ⁽¹⁹⁴⁶⁾			
Biggest UGA Win:.....	27-4 ⁽¹⁹³⁹⁾			
Date	Site	W-L	CU	Op
5-16-1900	A	W	13	3
4-23-1901	H	W	25	2
4-17-1902	H	L	1	2
4-10-1903	A	W	13	8
4-23-1904	A	W ⁽¹²⁾	6	3
4-1-1905	H	L	2	3
5-13-1905	A	L	2	5
3-31-1906 ⁽¹⁾	A	L	2	9
3-31-1906 ⁽²⁾	A	L	3	4
4-13-1907	A	W	7	5
4-20-1907	H	L	0	2
5-8-1908	A	L	0	8
5-9-1908 ⁽¹⁾	A	L	0	6
5-9-1908 ⁽²⁾	A	L	0	7
4-2-1909	H	W	2	0
4-3-1909	H	W	10	3
4-1-1910	A	W	1	0
4-2-1910	A	L	0	5
3-27-1911	H	L	2	5
3-28-1911	H	L	0	3
3-29-1912	A	L	0	8
3-30-1912	A	L	1	5
4-4-1913	H	W	10	8
4-5-1913	H	L	4	10
3-27-1914	A	W	6	3
3-28-1914	A	L ⁽¹¹⁾	6	7
4-30-1915	H	L	3	6
5-1-1915	H	L	3	9
4-21-1916	A	L	1	4
4-22-1916	A	L ⁽¹¹⁾	4	6
4-20-1917	N1	W	2	1
4-21-1917	N1	L	2	3
5-9-1917	A	L	2	8
4-23-1918	H	W	6	5
4-24-1918	H	L	0	2
4-7-1919	A	L	0	1
4-10-1919	A	L	0	9
4-23-1919	H	L	6	7
4-24-1919	H	T ⁽¹¹⁾	2	2
4-2-1920	H	L	2	6
4-3-1920	H	L	0	3
5-14-1920	A	L	1	5
5-15-1920	A	L	0	8
3-25-1921	H	L ⁽¹⁰⁾	1	2
3-26-1921	H	L	2	10
4-6-1922	A	L	1	2
4-7-1922	A	L	1	2
4-6-1923	H	L	2	6
4-7-1923	H	W	2	1
3-28-1924	H	L	5	19
3-29-1924	H	L	4	11
3-30-1925	A	L	1	7
3-31-1925	A	L	0	6
3-28-1927	H	L	7	10
3-29-1927	H	L	8	10
4-22-1927	A	L	4	8
4-23-1927	A	L	0	9
3-22-1929	A	L	3	5
3-23-1929	A	L	2	4
4-5-1929	H	L	3	4
4-6-1929	H	W	9	7
3-24-1932	H	L	3	4
3-25-1932	H	L	8	11
3-24-1933	H	L	11	14
5-7-1934	N2	W	5	2
5-8-1934	N2	L	3	4
4-12-1935	A	L	0	2
4-13-1935	A	W	4	3
4-19-1935	H	W	7	2
4-20-1935	H	W	6	4
4-3-1936	H	L ⁽⁷⁾	0	6
4-4-1936	H	L	3	8
5-8-1936	A	L	2	6
5-9-1936	A	W	5	4

4-2-1937	H	L	1	13
4-3-1937	H	W	3	2
5-3-1937	A	W	11	9
5-4-1937	A	W	6	1
4-14-1938	A	L	11	14
4-19-1938	H	L	5	7
4-3-1939	A	L	0	6
4-4-1939	A	L	4	27
4-10-1939	H	L	7	11
4-8-1941	H	L	7	12
4-15-1941	A	L	2	3
5-6-1941	N3	W	8	6
4-7-1942	A	L	6	13
4-14-1942	H	W ⁽¹²⁾	9	8
4-20-1943	A	W	8	1
5-1-1943	H	W	20	8
4-5-1946	H	W	23	0
4-6-1946	H	L	9	16
4-12-1946	N4	L ⁽¹¹⁾	8	9
4-13-1946	A	W	10	6
4-17-1947	H	W	7	2
4-21-1947	A	L	7	8
4-12-1948	A	L	2	5
4-4-1949	H	L	6	12
4-12-1950	A	L	5	8
4-17-1950	H	W	7	3
3-30-1959	A	W	8	2
4-28-1959	H	W	2	1
4-2-1960	H	W	11	10
4-25-1960	A	L	1	4
4-4-1961	A	W	5	3
3-20-1962	A	L	2	10
4-3-1962	H	W	6	3
4-8-1963	H	L	6	11
4-10-1963	A	L	2	5
4-9-1964	A	W	11	9
4-11-1964	H	L	8	10
3-20-1965	A	L	0	2
4-12-1965	H	L	4	8
4-19-1966	A	W	17	9
5-12-1966	H	T ⁽⁸⁾	3	3
4-10-1967	H	L	1	4
5-3-1967	A	W	2	1
4-2-1968	H	W ⁽¹¹⁾	3	2
5-6-1968	A	W ⁽¹⁰⁾	3	2
3-30-1969	H	W	10	1
4-9-1969	A	W	16	11
4-15-1970	H	W	4	1
5-6-1970	A	L ⁽¹²⁾	10	11
4-7-1971	A	W	8	4
4-14-1971	H	W	10	3
4-12-1972	A	W	12	4
4-18-1972	A	W	12	3
5-2-1972	H	W	4	0
4-5-1973	H	W	12	3
4-11-1973	A	W	6	5
4-23-1973	H	L	5	7
4-2-1974	H	W	3	0
4-10-1974	A	L	4	5
4-16-1974	H	W	6	3
3-23-1975	A	W	11	1
4-15-1975	H	W	10	1
3-8-1976	A	L	3	4
4-6-1976	H	W	5	2
4-14-1976	A	W	10	3
3-3-1977	A	W	2	1
4-6-1977	H	W	2	0
4-5-1978 ⁽¹⁾	A	W ⁽⁷⁾	11	6
4-5-1978 ⁽²⁾	A	L ⁽⁷⁾	5	6
2-28-1979	H	W	12	2
4-16-1979	A	L	14	15
2-27-1980	H	W	22	7
3-1-1980	A	W	8	5
3-5-1981	A	W	19	16
3-31-1981	H	L	2	3
4-8-1981	A	L	20	22
3-2-1982	H	L	3	7
4-6-1982	A	L	10	11
4-13-1982	H	L	5	8
4-6-1983	A	W	13	7
4-12-1983	A	L	5	11
4-27-1983	H	W	6	3
3-11-1984	H	L	6	9
4-24-1984	A	L	11	14
4-25-1984	H	W	5	2
3-26-1985	A	L	11	14
4-24-1985	A	L	4	11
4-30-1985	H	L	3	4
4-2-1986	H	W	5	4

4-9-1986	A	L	6	13	
4-10-1986	H	W	18	2	
4-1-1987	H	W	3	2	
4-2-1987	A	L	7	11	
2-25-1988	H	W	13	12	
3-22-1988	A	L	7	8	
4-18-1989	A	L	5	6	
4-25-1989	H	W ⁽¹²⁾	3	2	
3-28-1990	A	L	8	9	
4-9-1991	H	W	4	3	
4-10-1991	A	W	9	1	
4-24-1991	H	W	11	8	
3-31-1992	A	W	8	4	
4-1-1992	H	L	2	3	
4-22-1992	A	W	9	1	
3-31-1993	A	W	6	2	
4-14-1993	H	W	8	6	
5-11-1993	H	L	2	4	
3-9-1994	A	W	9	2	
4-5-1994	H	W	6	3	
4-19-1994	A	W	10	6	
4-5-1995	A	L	7	8	
4-11-1995	H	W	5	4	
4-2-1996	H	W	5	4	
4-16-1996	A	L	2	6	
4-1-1997	A	L	2	3	
3-31-1998	H	W ⁽¹⁰⁾	5	4	
4-22-1998	A	W	9	2	
3-23-1999	H	W	17	5	
3-30-1999	A	W	7	6	
3-29-2000	A	L	6	10	
4-11-2000	H	W	9	7	
3-28-2001	A	L	4	8	
4-17-2001	H	W	10	4	
4-9-2002	A	L	4	5	
4-10-2002	H	W	6	5	
3-26-2003	H	W	7	3	
4-22-2003	A	L	3	9	
3-30-2004	A	W	6	2	
3-31-2004	H	W	19	4	
6-5-2004	\$	A	L	3	6
6-6-2004 ⁽¹⁾	\$	A	W	10	9
6-6-2004 ⁽²⁾	\$	A	L ⁽¹⁰⁾	6	7
4-5-2005	A	L	10	11	
4-6-2005	H	L	1	4	
3-28-2006	A	L ⁽¹⁰⁾	11	12	
3-29-2006	H	W	10	7	
4-3-2007	A	W	4	2	
4-4-2007	H	W	11	10	
4-1-2008	A	L	3	11	
4-2-2008	H	L	4	6	
3-31-2009	A	L	5	6	
4-1-2009	H	L	2	4	
4-6-2010	A	W	15	5	
4-7-2010	H	W	14	6	
3-29-2011	H	W	11	5	
4-20-2011	A	W	5	2	
3-27-2012	A	W	10	5	
4-11-2012	H	L	7	8	
3-26-2013	A	W	9	1	
3-27-2013	H	L	3	5	
3-25-2014	A	W	16	4	
4-8-2014	H	L	2	6	
4-7-2015	H	L	2	3	
4-21-2015	A	L	0	7	
\$ - NCAA Regional; N1 - Anderson, S.C.; N2 - Gainesville, Ga.; N3 - Elberton, Ga.; N4 - Thomson, Ga.					

GEORGIA SOUTHERN

Overall:.....57-29-1

at Clemson:.....31-13

at Doug Kingsmore Stadium:..30-12

at Georgia Southern:20-16-1

at Neutral:.....6-0

NCAA Tournament Games:.....3-0

One-Run Games:7-8

Extra-Inning Games:3-6

Under Monte Lee:.....0-0

Longest CU Win Streak:.....13⁽²⁰⁰¹⁻¹³⁾

Longest GSU Win Streak:..4^(1972-74,95-01)

Biggest CU Win:25-5⁽¹⁹⁸²⁾

Biggest GSU Win:14-5^(1980,14)

Date	Site	W-L	CU Op	
5-4-1959	H	W	5	2
5-5-1959	H	L	1	2
3-21-1960	A	T	7	7
3-22-1960	A	W ⁽⁸⁾	15	4
3-18-1970	A	W ⁽⁷⁾	5	4

GEORGIA SOUTHERN

Overall:.....	57-29-1			
at Clemson:.....	31-13			
at Doug Kingsmore Stadium:..	30-12			
at Georgia Southern:.....	20-16-1			
at Neutral:.....	6-0			
NCAA Tournament Games:.....	3-0			
One-Run Games:.....	7-8			
Extra-Inning Games:.....	3-6			
Under Monte Lee :.....	0-0			
Longest CU Win Streak:.....	13 ⁽²⁰⁰¹⁻¹³⁾			
Longest GSU Win Streak:..	4 ^(1972-74,95-01)			
Biggest CU Win:.....	25-5 ⁽¹⁹⁸²⁾			
Biggest GSU Win:.....	14-5 ^(1980,14)			
Date	Site	W-L	CU	Op
5-4-1959	H	W	5	2
5-5-1959	H	L	1	2
3-21-1960	A	T	7	7
3-22-1960	A	W ⁽⁸⁾	15	4
3-18-1970	A	W ⁽⁷⁾	5	1

3-19-1970	A	W	6	2	
3-30-1971	H	L	3	8	
3-31-1971	H	W	3	0	
3-17-1972	A	W	2	1	
3-18-1972	A	L	4	10	
3-1-1974	A	L	8	9	
3-2-1974	A	L	2	5	
3-3-1974	A	L	3	6	
3-7-1975	H	W ⁽⁸⁾	4	1	
3-8-1975	H	W	13	3	
3-9-1975	H	W	9	2	
3-20-1976 ⁽¹⁾	A	L	8	15	
3-20-1976 ⁽²⁾	A	W	16	12	
3-4-1978	A	L	2	4	
3-5-1978 ⁽¹⁾	A	L ⁽⁷⁾	1	3	
3-5-1978 ⁽²⁾	A	W ⁽⁷⁾	5	2	
4-21-1979	H	L	8	10	
4-22-1979 ⁽¹⁾	H	W ⁽⁸⁾	1	0	
4-22-1979 ⁽²⁾	H	L ⁽⁸⁾	10	12	
5-18-1979	\$ N1	W	8	4	
5-20-1979	\$ N1	W	2	0	
5-5-1980	A	W	13	3	
5-6-1980	A	W ⁽¹⁰⁾	10	8	
5-7-1980	A	L	5	14	
3-27-1981	H	L ⁽¹¹⁾	5	6	
3-28-1981	H	W	6	0	
3-29-1981	H	L	7	8	
5-13-1982	A	W	25	5	
5-14-1982	A	L	6	7	
5-15-1982	A	W	12	2	
3-25-1983 ⁽¹⁾	H	W ⁽⁷⁾	4	3	
3-25-1983 ⁽²⁾	H	W ⁽⁷⁾	1	0	
3-26-1983	H	W ⁽⁶⁾	5	4	
2-24-1984	A	L	11	17	
2-25-1984	A	W	10	3	
2-26-1984	A	W	10	5	
3-18-1985	H	W	3	1	
3-19-1985	H	W	11	4	
2-21-1986	A	L	3	9	
2-22-1986	A	W	12	9	
2-23-1986	A	W ⁽¹⁰⁾	12	10	
3-5-1987	H	L	3	10	
3-6-1987	H	W	8	2	
3-7-1987	H	W	14	5	
5-8-1989	A	L	1	4	
5-9-1989	A	L ⁽⁵⁾	7	9	
5-10-1989	A	L	1	2	
4-17-1990	H	W	13	0	
4-18-1990	H	L	6	9	
2-16-1991	A	W	10	4	
2-17-1991	A	W	16	3	
4-7-1992 ⁽¹⁾	H	W ⁽⁷⁾	10	5	
4-7-1992 ⁽²⁾	H	W ⁽⁷⁾	7	2	
5-4-1992	A	W	10	2	
5-5-1992	A	W	7	1	
3-24-1993 ⁽¹⁾	H	W ⁽⁷⁾	10	7	
3-24-1993 ⁽²⁾	H	W ⁽⁷⁾	4	1	
3-29-1994	H	W	7	5	
3-30-1994	H	L	2	3	
5-7-1995	A	W	7	4	
5-8-1995	A	L ⁽¹²⁾	14	15	
4-21-1996 ⁽¹⁾	H	L ⁽¹⁰⁾	6	8	
4-21-1996 ⁽²⁾	H	L ⁽¹⁸⁾	7	9	
3-13-2001	H	L ⁽¹⁰⁾	9	12	
3-14-2001	H	W	9	3	
3-12-2002	H	W	20	8	
3-13-2002	H	W	9	2	
5-31-2002	\$	H	W	15	1
3-16-2003	N2	W	11	1	
3-17-2003	N2	W	8	0	
2-28-2004	N3	W	4	0	
2-29-2004	N3	W	9	0	
3-14-2007	H	W	3	0	
3-17-2010	H	W	22	6	
5-10-2013	H	W	7	1	
5-11-2013	H	W	7	0	
5-12-2013	H	W	11	6	
3-18-2014	A	L	5	14	
3-19-2014	A	W	5	4	
5-8-2015	H	W	13	5	
5-9-2015	H	W	5	4	
5-10-2015	H	L	4	7	
\$ - NCAA Regional; N1 - Coral Gables, Fla.; N2 - Charleston, S.C.; N3 - Greenville, N.C.					

GAME RESULTS VS. 2016 OPPONENTS

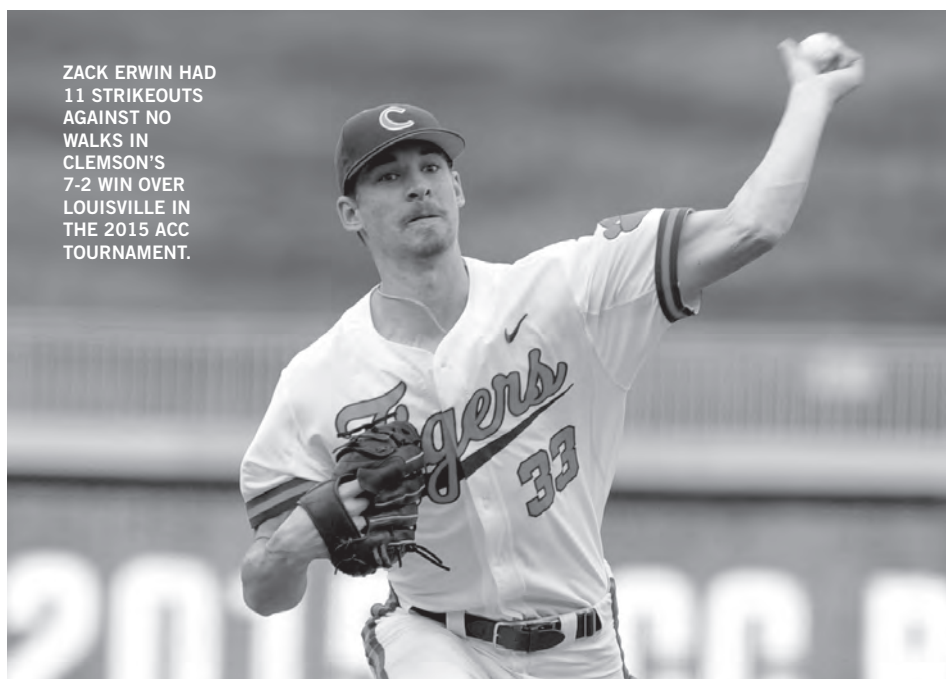
5-4-1968	A	L	0	7
4-21-1969	H	L	3	4
4-7-1970	H	W	17	6
5-7-1970	A	L	1	7
4-13-1971	A	L	4	8
4-21-1971	H	L	1	4
4-9-1972	H	W ⁽¹¹⁾	1	0
4-3-1974	A	L	7	11
4-9-1974	H	W	12	3
4-17-1974	H	W	10	8
4-8-1975	A	W	10	3
4-22-1975	A	W	18	3
4-5-1976	A	W	12	3
4-12-1976	A	W ⁽¹¹⁾	12	10
4-8-1977	H	W	8	7
4-7-1978	A	W	13	9
4-13-1978	H	L	1	2
4-11-1979	A	W	14	6
4-18-1979	H	W	20	2
4-3-1980	H	W	18	1
4-9-1980	* A	L	10	12
4-1-1981	* H	W	6	4
4-7-1981	* A	W	10	5
4-22-1981	+ N2	W ⁽¹⁰⁾	7	6
3-31-1982	* H	W	17	4
4-7-1982	* A	W	10	2
4-22-1982	+ N2	W	16	2
4-7-1983	* A	L ⁽¹⁰⁾	6	7
4-17-1983	* H	W	19	6
3-28-1984	* H	W	5	1
4-11-1984	* A	W	7	2
4-3-1985	* H	W	4	2
4-10-1985	* A	L	8	9
4-19-1985	+ A	L	9	12
4-20-1985	+ A	L	5	7
4-22-1986	* A	W	6	3
5-7-1986	* H	L	0	7
5-15-1986	+ N3	L	5	16
4-8-1987	* A	L	2	4
4-15-1987	* H	L	6	7
4-22-1987	* A	L	2	12
5-16-1987	+ N4	L	1	7
4-6-1988	* H	W	7	3
4-13-1988	* A	W	4	2
4-21-1988	* H	W	7	4
4-12-1989	* A	W	7	5
4-19-1989	* H	W	16	5
4-26-1989	* A	L	4	11
5-14-1989	+ N4	W	9	3
4-27-1990	* A	W	14	12
4-28-1990	* H	L	3	8
4-29-1990	* A	W	17	10
4-26-1991	* H	W ⁽¹⁰⁾	9	8
4-27-1991	* A	W	8	0
4-28-1991	* H	L	6	11
5-13-1991	+ N4	W	6	5
5-14-1991	+ N4	W	24	8
4-24-1992	* A	L	2	6
4-25-1992	* A	L ⁽¹⁰⁾	6	7
4-26-1992	* A	W	5	4
5-12-1992	+ N4	W	5	4
4-23-1993	* H	L	0	11
4-24-1993	* H	L	5	10
4-25-1993	* H	L	0	6
5-17-1993	+ N4	W	9	8
5-13-1994	* A	W ⁽¹⁰⁾	9	8
5-14-1994	* A	L	4	20
5-15-1994	* A	W	7	4
5-20-1994	+ N4	W	9	6
4-28-1995	* H	W	8	5
4-29-1995	* H	W	6	1
4-30-1995	* H	W	6	5
5-10-1996	* A	W ⁽¹⁰⁾	9	8
5-11-1996	* A	L	0	4
5-12-1996	* A	W	9	2
5-16-1996	+ N2	W	6	1
4-25-1997	* H	W	7	4
4-26-1997	* H	L	4	19
5-15-1997	+ N5	W	7	4
5-3-1998	* A	L	6	7
5-4-1998	* A	L	7	9
5-5-1998	* A	L	5	14
5-14-1998	+ N3	L	6	10
4-23-1999	* H	W	24	4
4-24-1999	* H	W	13	8
4-25-1999	* H	W	6	5
4-28-2000	* A	L	4	7
4-29-2000	* A	L	7	9
4-30-2000	* A	W	13	12

5-19-2000	+ N6	L	8	9
5-20-2000	+ N6	L	4	8
4-20-2001	* H	W	3	0
4-21-2001	* H	W	5	1
4-22-2001	* H	L	3	5
5-4-2002	* A	W	12	9
5-5-2002	* A	L	6	15
5-6-2002	* A	L	0	11
5-22-2002	+ N5	W	10	0
6-16-2002	! N7	W	9	7
4-25-2003	* H	W ⁽¹⁰⁾	9	7
4-26-2003	* H	W	10	5
4-27-2003	* H	W	11	3
5-14-2004	* A	L	3	8
5-15-2004	* A	L	3	11
5-16-2004	* A	L	4	8
5-27-2004	+ N8	L ⁽¹³⁾	7	11
4-29-2005	* H	L	14	18
4-30-2005	* H	W	6	5
5-1-2005	* H	L	4	6
4-14-2006	* A	W	7	6
4-15-2006	* A	L	3	12
4-16-2006	* A	L	4	22
5-25-2006	+ N9	W	3	2
5-27-2006 ⁽¹⁾	+ N9	L ⁽¹⁰⁾	7	8
5-27-2006 ⁽²⁾	+ N9	W	16	11
6-16-2006	! N7	W	8	4
4-27-2007	* H	W ⁽¹¹⁾	3	2
4-28-2007	* H	W	10	3
4-29-2007	* H	L	3	6
5-9-2008	* A	L	1	5
5-10-2008	* A	L	1	7
5-11-2008	* A	W	16	6
5-24-2008	+ N9	W	10	4
4-24-2009	* H	L	4	5
4-25-2009	* H	W	8	5
4-26-2009	* H	W	6	3
4-16-2010	* A	L ⁽¹⁰⁾	6	8
4-17-2010	* A	L	3	4
4-18-2010	* A	L	3	11
5-29-2010	+ N10	W	9	3
4-29-2011	* H	W	4	2
4-30-2011	* H	L	1	5
5-1-2011	* H	W	3	1
5-25-2011	+ N3	W	9	0
4-27-2012	* A	L ⁽¹³⁾	5	6
4-28-2012	* A	W	13	7
4-29-2012	* A	W	11	8
5-26-2012	+ N10	L	1	5
4-26-2013 ⁽¹⁾	* H	W	11	3
4-26-2013 ⁽²⁾	* H	W ⁽¹¹⁾	4	3
4-27-2013	* H	L	9	14
5-23-2014	+ N10	L	0	3
4-24-2015	* A	L	2	4
4-25-2015	* A	W	11	3
4-26-2015	* A	L ⁽¹⁰⁾	4	5

JAMES MADISON

Overall:.....	18-2			
at Clemson:.....	17-0			
at Doug Kingsmore Stadium:.....	17-0			
at James Madison:.....	1-2			
One-Run Games:.....	3-1			
Under Monte Lee :.....	0-0			
Longest CU Win Streak:.....	12 ⁽¹⁹⁹⁵⁻¹⁴⁾			
Longest JMU Win Streak:.....	2 ⁽¹⁹⁷⁹⁾			
Biggest CU Win:.....	15-2 ⁽¹⁹⁷⁹⁾			
Biggest JMU Win:.....	7-4 ⁽¹⁹⁷⁹⁾			
Date	Site	W-L	CU	Op
3-7-1976	H	W	5	4
3-8-1977 ⁽¹⁾	H	W ⁽⁷⁾	6	2
3-8-1977 ⁽²⁾	H	W	10	3
3-7-1978 ⁽¹⁾	H	W ⁽⁷⁾	7	6
3-7-1978 ⁽²⁾	H	W ⁽⁵⁾	6	5
5-8-1979	A	W	15	2
5-9-1979	A	L	10	11
5-10-1979	A	L	4	7
3-7-1995	H	W	5	0
3-8-1995	H	W	16	6

ZACK ERWIN HAD 11 STRIKEOUTS AGAINST NO WALKS IN CLEMSON'S 7-2 WIN OVER LOUISVILLE IN THE 2015 ACC TOURNAMENT.



3-4-1997	H	W	12	5
3-5-1997	H	W	11	3
2-25-2000	H	W	5	1
2-26-2000	H	W	12	4
2-27-2000	H	W	5	3
2-17-2006 ⁽¹⁾	H	W	8	1
2-17-2006 ⁽²⁾	H	W	3	0
2-19-2006	H	W	6	1
5-2-2014	H	W	8	0
5-3-2014	H	W	9	4

LOUISVILLE

Overall:.....	8-2			
at Clemson:.....	7-2			
at Doug Kingsmore Stadium:.....	7-2			
at Neutral:.....	1-0			
ACC Regular-Season Games:.....	1-2			
ACC Tournament Games:.....	1-0			
Under Monte Lee :.....	0-0			
Longest CU Win Streak:.....	7 ⁽¹⁹⁷⁰⁻¹⁵⁾			
Longest LOU Win Streak:.....	2 ⁽²⁰¹⁵⁾			
Biggest CU Win:.....	14-2 ⁽¹⁹⁷²⁾			
Biggest LOU Win:.....	9-5 ⁽²⁰¹⁵⁾			
Date	Site	W-L	CU	Op
3-7-1970 ⁽¹⁾	H	W ⁽⁷⁾	10	0
3-7-1970 ⁽²⁾	H	W ⁽⁷⁾	8	1
3-6-1971 ⁽¹⁾	H	W ⁽⁷⁾	4	0
3-6-1971 ⁽²⁾	H	W ⁽⁷⁾	9	2
3-4-1972	H	W	10	0
3-5-1972	H	W	14	2
5-2-2015	* H	W	9	1
5-3-2015	* H	L	3	5
5-4-2015	* H	L	5	9
5-21-2015	+ N1	W	7	2

* - ACC regular-season game; + - ACC Tournament; N1 - Durham, N.C.

* - ACC regular-season game; + - ACC Tournament; N1 - Durham, N.C.

MAINE

Overall:.....	22-1			
at Clemson:.....	18-1			
at Doug Kingsmore Stadium: ...	18-1			
at Maine:.....	1-0			
at Neutral:.....	3-0			
NCAA Tournament Games:.....	1-0			
One-Run Games:.....	3-1			
Extra-Inning Games:.....	1-0			
Under Monte Lee :.....	0-0			
Longest CU Win Streak:....	14 ⁽¹⁹⁹¹⁻⁰³⁾			
Longest MAI Win Streak:.....	1 ⁽²⁰¹²⁾			
Biggest CU Win:.....	18-2 ⁽¹⁹⁹⁸⁾			
Biggest MAI Win:.....	6-5 ⁽²⁰¹²⁾			
Date	Site	W-L	CU	Op
5-26-1991	\$ A	W	13	5
2-23-1996	H	W	7	3
2-24-1996 ⁽¹⁾	H	W	6	5
2-24-1996 ⁽²⁾	H	W	5	1

2-25-1996	H	W	6	1
3-13-1998	H	W	12	2
3-14-1998 ⁽¹⁾	H	W	18	2
3-14-1998 ⁽²⁾	H	W	19	11
3-21-2002	H	W	8	0
3-22-2002	H	W	13	0
3-23-2002	H	W	8	3
3-20-2003	H	W	8	6
3-21-2003	H	W	7	6
3-22-2003	H	W	11	7
2-24-2012	H	L	5	6
2-25-2012	H	W	9	5
2-26-2012	H	W	9	6
2-21-2014	H	W	5	2
2-22-2014	H	W	13	3
2-23-2014	H	W	10	2
2-20-2015	N1	W	10	1
2-21-2015 ⁽¹⁾	N1	W ⁽¹⁴⁾	5	4
2-21-2015 ⁽²⁾	N1	W	10	2

\$ - NCAA Regional; N1 - Augusta, Ga.

MIAMI (FLA.)

Overall:.....	28-35-1			
at Clemson:.....	11-10			
at Doug Kingsmore Stadium:.....	11-10			
at Miami:.....	10-16-1			
at Neutral:.....	7-9			
ACC Regular-Season Games:..	12-12			
ACC Tournament Games:.....	3-2			
NCAA Tournament Games:.....	3-9			
One-Run Games:.....	6-8			
Extra-Inning Games:.....	2-1			
Under Monte Lee :.....	0-0			
Longest CU Win Streak:.....	7 ⁽²⁰⁰⁵⁻⁰⁶⁾			
Longest MIA Win Streak:.....	6 ⁽²⁰¹³⁻¹⁴⁾			
Biggest CU Win:.....	14-1 ⁽²⁰⁰⁶⁾			
Biggest MIA Win:.....	15-5 ⁽²⁰⁰⁸⁾			
Date	Site	W-L	CU	Op
5-21-1977	\$ A	W	7	2
5-22-1977 ⁽¹⁾	\$ A	L	3	10
5-22-1977 ⁽²⁾	\$ A	W	10	9
5-19-1978	\$ A	W	8	5
5-21-1978	\$ A	L	5	7
5-19-1979	\$ A	L	1	2
5-20-1979	\$ A	L	1	4
5-31-1980	! N1	L	5	13
5-9-1986	N2	L	5	6
5-10-1986	N2	W	7	4
5-11-1986	N2	W	9	5
3-20-1987	A	W	8	2
3-21-1987	A	W	11	9
3-22-1987	A	T	10	10
4-28-1989	H	L	5	11
4-29-1989	H	L	2	10
4-30-1989	H	W	5	4
5-20-1989	N3	L	0	2


\$ - NCAA Regional; ! - NCAA Super Regional; - College World Series; * - ACC regular-season game; + - ACC Tournament; N1 - Omaha, Neb.; N2 - Greenville, S.C.; N3 - Chapel Hill, N.C.; N4 - Fort Mill, S.C.; N5 - Lake Buena Vista, Fla.; N6 - Jacksonville, Fla.; N7 - Durham, N.C.; N8 - Greensboro, N.C.

GAME RESULTS VS. 2016 OPPONENTS

NORTH CAROLINA STATE

Overall:.....114-79-1
at Clemson:.....57-26-1
at Doug Kingsmore Stadium:..44-18
at NC State:.....43-40
at Neutral:.....14-13
ACC Regular-Season Games:..91-63
ACC Tournament Games:.....18-12
One-Run Games:.....24-22
Extra-Inning Games:.....7-4-1
Under **Monte Lee**:.....0-0
Longest CU Win Streak:.....10⁽¹⁹⁷⁶⁻⁷⁹⁾
Longest NCS Win Streak:..5^(1959-61,85-87)
Biggest CU Win:.....41-9⁽¹⁹⁷⁹⁾
Biggest NCS Win:.....20-5⁽¹⁹⁹³⁾

Date	Site	W-L	CU	Op
5-4-1921	H	W ⁽¹²⁾	1	0
4-21-1926	H	W	11	5
5-9-1927	H	W	7	0
4-7-1934	H	T ⁽¹¹⁾	7	7
3-30-1935	A	L	1	5
5-1-1936	H	L	5	12
3-25-1947	H	W	10	9
5-16-1949	N1	L	1	6
4-28-1951	A	L	5	7
4-4-1953	A	W	8	4
4-2-1954	* H	W	5	1
4-3-1954	* H	W	8	4
4-2-1955	* H	L ⁽⁷⁾	2	3
4-26-1955	* A	W	12	10
4-13-1956	* H	L	7	10
5-8-1956	* A	L	1	5
4-12-1957	* H	L	5	6
4-22-1957	* A	L	2	8
4-16-1958	* A	W	6	5
5-3-1958	* A	W	15	11
4-7-1959	* H	L	7	8
5-2-1959	* A	L	2	9
4-16-1960	* A	L	0	5
5-10-1960	* H	L ⁽¹⁰⁾	7	8
4-29-1961 ⁽¹⁾	* A	L ⁽⁷⁾	1	2
4-29-1961 ⁽²⁾	* A	W	11	6
4-28-1962	* A	W	9	2
5-12-1962	* H	L	0	1
4-19-1963	* H	W	14	7
5-10-1963	* A	W	12	11
4-17-1964	* A	L	2	3
5-8-1964	* H	W	9	4
4-10-1965	* H	L	5	8
5-1-1965	* A	W	6	4
4-16-1966	* A	L	6	7
5-16-1966	* H	W	8	7
4-8-1967	* H	W	9	6
5-9-1967	* A	W	8	5
4-12-1968	* H	W	14	7
5-3-1968 ⁽¹⁾	* A	L ⁽⁷⁾	2	4
5-3-1968 ⁽²⁾	* A	L ⁽⁷⁾	1	6
4-4-1969 ⁽¹⁾	* H	W ⁽⁷⁾	5	3
4-4-1969 ⁽²⁾	* H	W ⁽⁷⁾	3	0
5-12-1969	* A	L	1	7
4-10-1970	* H	W	2	0
5-12-1970 ⁽¹⁾	* A	W ⁽⁷⁾	7	2
5-12-1970 ⁽²⁾	* A	L ⁽⁷⁾	2	3
3-28-1971	* N2	L	0	3
4-11-1971	* A	W	4	0
4-2-1972	* A	W	7	2
4-15-1972 ⁽¹⁾	* H	W ⁽⁷⁾	7	0
4-15-1972 ⁽²⁾	* H	L ⁽⁷⁾	2	3
4-13-1973 ⁽¹⁾	* A	W ⁽⁷⁾	8	1
4-13-1973 ⁽²⁾	* A	L ⁽⁷⁾	1	7
4-22-1973 ⁽¹⁾	+ N3	L ⁽¹⁰⁾	4	8
4-22-1973 ⁽²⁾	+ N3	L	2	3
4-7-1974	* A	W	2	1
4-21-1974	* H	W	5	0
4-28-1974 ⁽¹⁾	+ A	W	12	5
4-28-1974 ⁽²⁾	+ A	L	6	8
4-5-1975	* H	W	6	5
4-6-1975	* H	L	1	3
4-27-1975	+ N3	L	2	3
4-3-1976	* A	W	7	4
4-4-1976	* A	W	8	0
4-2-1977	* H	W	7	3
4-22-1977	+ H	W	10	3
4-24-1977	+ H	W	14	6
3-19-1978	* A	W	4	0
4-18-1978	* A	W ⁽⁵⁾	2	1
4-22-1978	+ H	W	12	1
3-31-1979	* H	W	8	1
4-7-1979	* A	W	41	9



DREW MOYER RECORDED
THE SAVE AT NC STATE
ON MARCH 6, 2015.

4-6-1980	* H	L	3	6
4-25-1980	+ A	W	5	4
4-11-1981 ⁽¹⁾	* H	W ⁽⁷⁾	6	1
4-11-1981 ⁽²⁾	* H	W ⁽⁷⁾	2	0
3-17-1982	* A	W	9	6
4-4-1982	* H	L	13	16
4-3-1983	* A	L	4	6
4-10-1983	* H	L	4	8
4-21-1983	+ N3	W	8	1
4-4-1982	* H	L	13	16
4-3-1983	* A	L	4	6
4-10-1983	* H	L	4	8
4-21-1983	+ N3	W	8	1
4-6-1985	* H	W	7	1
4-14-1985	* A	L	4	9
4-12-1986	* A	L	8	12
4-20-1986	* H	L	2	6
5-17-1986	+ N4	L	4	6
4-4-1987 ⁽¹⁾	* H	L ⁽⁷⁾	6	7
4-4-1987 ⁽²⁾	* H	W ⁽⁷⁾	15	5
4-25-1987	* N3	W	9	8
5-15-1987	+ N5	W	8	0
5-16-1987	+ N5	L	7	11
4-3-1988	* H	W	9	8
5-6-1988	* A	L	3	6
5-7-1988	* A	L	8	9
3-24-1989	* A	W	6	4
5-6-1989	* H	W	11	3
5-7-1989	* H	W	13	6
5-16-1989	+ N5	W	9	2
4-13-1990	* H	W	6	3
4-14-1990	* H	W	20	4
4-15-1990	* H	W	6	5
5-15-1990	+ N5	L	5	6
4-12-1991	* A	W	14	3
4-13-1991	* A	L	7	8
4-14-1991	* A	W	16	6
4-10-1992	* H	W	6	2
4-11-1992	* H	L	3	6
4-12-1992	* H	W	3	2
5-12-1992	+ N5	L	1	11
5-13-1992	+ N5	L	3	7
4-9-1993	* A	W	4	1
4-10-1993	* A	L	5	20
4-11-1993	* A	L	12	13
5-19-1993	+ N5	W	11	7
4-8-1994	* H	W ⁽¹⁰⁾	10	8
4-9-1994	* H	W	9	5
4-10-1994	* H	W ⁽¹⁰⁾	6	5
5-19-1994	+ N5	W	17	5
4-14-1995	* A	W ⁽¹⁰⁾	17	15
4-15-1995	* A	W	13	1
4-16-1995	* A	W	13	4
5-20-1995	+ N5	W	16	7
4-25-1996	* H	L	6	18
4-26-1996	* H	W	14	0
4-27-1996	* H	L ⁽¹⁰⁾	1	4
4-18-1997	* A	L	9	16

4-19-1997	* A	L	4	17
4-20-1997	* A	L	7	9
5-17-1997	+ N6	W ⁽¹⁰⁾	11	6
4-17-1998	* H	W ⁽¹²⁾	11	10
4-18-1998	* H	W	17	6
5-14-1999	* A	L	9	19
5-15-1999	* A	L	4	7
5-16-1999	* A	W	7	4
5-19-1999	+ N4	W	7	6
4-7-2000	* H	L	1	5
4-8-2000	* H	W	9	0
4-9-2000	* H	W	8	4
5-5-2001 ⁽¹⁾	* A	W	7	6
5-5-2001 ⁽²⁾	* A	L	3	4
5-6-2001	* A	W	10	2
4-5-2002	* H	W	6	4
4-6-2002	* H	L	0	3
4-7-2002	* H	W	10	2
5-24-2002	+ N6	W	5	3
3-28-2003	* A7	L ⁽¹¹⁾	2	3
3-29-2003 ⁽¹⁾	* A7	L	2	12
3-29-2003 ⁽²⁾	* A7	W	12	10
4-23-2004	* H	W	2	1
4-24-2004	* H	W	4	3
4-25-2004	* H	W	9	6
5-28-2004	+ N8	W	12	1
5-27-2005	* A	L	3	8
4-23-2005	* A	W	16	9
4-24-2005	* A	L	8	9
5-27-2005	+ N9	W	5	4
3-24-2006	* H	W	9	5
3-25-2006	* H	W	4	2
3-26-2006	* H	W	6	2
5-28-2006	+ N9	W	8	4
5-17-2007	* A	L	4	11
5-18-2007	* A	L	5	6
5-19-2007	* A	W	6	3
3-21-2008	* H	L	4	5
3-22-2008	* H	W	3	2
3-23-2008	* H	W	2	0
5-22-2008	+ N9	L ⁽⁷⁾	0	10
5-14-2009	* A	W	13	8
5-15-2009	* A	W	11	5
5-16-2009	* A	W	5	4
3-13-2010 ⁽¹⁾	* H	W	12	7
3-13-2010 ⁽²⁾	* H	W	12	6
3-14-2010	* H	W	7	6
5-26-2010	+ N10	L	8	13
3-25-2011	* A	L	0	6
3-26-2011	* A	L	3	5
3-27-2011	* A	W	7	3
5-28-2011	+ N4	W	6	3
4-13-2012	* H	W ⁽¹²⁾	7	6
4-14-2012	* H	L	1	3
4-15-2012	* H	L	3	6
3-8-2013	* A	W	10	5

3-9-2013	* A	W	7	4
3-10-2013	* A	L	1	4
5-22-2013	+ N4	L	3	6
4-5-2014	* H	W	6	1
4-6-2014	* H	L	4	9
4-7-2014	* H	L	1	7
3-6-2015	* A	W	6	4
3-7-2015	* A	L	3	8
3-8-2015	* A	L	6	14
* - ACC regular-season game; + - ACC Tournament; N1 - Laurinburg, N.C.; N2 - Columbia, S.C.; N3 - Chapel Hill, N.C.; N4 - Durham, N.C.; N5 - Greenville, S.C.; N6 - St. Petersburg, Fla.; A7 - Kinston, N.C.; N8 - Salem, Va.; N9 - Jacksonville, Fla.; N10 - Greensboro, N.C.				

NOTRE DAME

Overall:.....	2-5			
at Clemson:.....	1-3			
at Doug Kingsmore Stadium:.....	1-3			
at Notre Dame:.....	1-2			
ACC Regular-Season Games:.....	2-4			
NCAA Tournament Games:.....	0-1			
One-Run Games:.....	0-1			
Under Monte Lee :.....	0-0			
Longest CU Win Streak:.....	1 ^(2014,15)			
Longest UND Win Streak:.....	2 ^(1994-14,15)			
Biggest CU Win:.....	8-0 ⁽²⁰¹⁴⁾			
Biggest UND Win:.....	11-3 ⁽²⁰¹⁴⁾			
Date	Site	W-L	CU	Op
5-27-1994	\$ H	L	1	8
5-9-2014	* A	L	1	2
5-10-2014	* A	W	8	0
5-11-2014	* A	L	3	11
3-14-2015 ⁽¹⁾	* H	W	6	1
3-14-2015 ⁽²⁾	* H	L	6	11
3-15-2015	* H	L	1	5
\$ - NCAA Regional				

PITTSBURGH

Overall:.....	2-1			
at Pittsburgh:.....	2-1			
ACC Regular-Season Games:.....	2-1			
One-Run Games:	1-0			
Extra-Inning Games:.....	1-0			
Under Monte Lee :.....	0-0			
Longest CU Win Streak:.....	2 ⁽²⁰¹⁴⁾			
Longest PIT Win Streak:.....	1 ⁽²⁰¹⁴⁾			
Biggest CU Win:.....	3-0 ⁽²⁰¹⁴⁾			
Biggest PIT Win:.....	13-4 ⁽²⁰¹⁴⁾			
Date	Site	W-L	CU	Op
4-18-2014	* A	W ⁽¹¹⁾	3	2
4-19-2014	* A	W	3	0
4-20-2014	* A	L	4	13

PRESBYTERIAN COLLEGE

Overall:.....	62-22			
at Clemson:.....	37-9			
at Doug Kingsmore Stadium:.....	5-2			
at Presbyterian College:.....	22-10			
at Neutral:.....	3-3			
One-Run Games:.....	12-8			
Extra-Inning Games:.....	4-2			
Under Monte Lee :.....	0-0			
Longest CU Win Streak:.....	10 ⁽¹⁹¹¹⁻¹⁵⁾			
Longest PRE Win Streak:.....	4 ⁽¹⁹⁴³⁻⁴⁵⁾			
Biggest CU Win:.....	22-0 ⁽¹⁹⁴¹⁾			
Biggest PRE Win:.....	19-5 ⁽¹⁹⁴⁹⁾			
Date	Site	W-L	CU	Op
4-26-1906	N1	W	8	0
3-23-1907	A	W	15	1
4-12-1907	H	W	8	0
3-28-1908	H	W	7	2
4-30-1910	A	L	6	8
4-21-1911	H	W	6	0
4-22-1911	H	W	6	2
5-3-1912	A	W	3	2
5-4-1912	A	W	5	1
4-18-1913	H	W	5	1
5-2-1913	A	W	11	1
4-29-1914	A	W	7	3
4-30-1914	A	W	6	2
4-27-1915	H	W	8	2
4-28-1915	H	W	2	1
4-13-1917	A	L ⁽¹³⁾	0	1
4-28-1919	H	L	1	2
4-27-1920	H	W	6	2
5-8-1920	A	L	5	7
4-27-1921	H	W	8	0
5-7-1921	A	W	6	1
4-3-1922	H	W	5	0
4-21-1922	A	W	3	0
4-22-1922	A	W	8	3
4-9-1923	H	W	17	1
4-16-1924	H	L	4	7
5-8-1924	N2	W	4	1
4-17-1925	H	W	3	2
4-30-1925	N2	L	2	9
4-13-1926	H	W ⁽¹⁰⁾	7	6
4-28-1926	N2	L	1	5
4-15-1927	A	W	12	4
4-28-1927	H	L	6	7
4-16-1928	H	W	11	1
4-26-1928	H	W	6	0
4-24-1929	H	W ⁽¹⁰⁾	6	5
5-7-1929	A	W	7	1
5-1-1930	A	L	7	9
4-7-1932	A	W	7	1
4-21-1932⁽¹⁾	H	W	14	5
4-21-1932⁽²⁾	H	W ⁽⁷⁾	14	1
4-22-1932	H	W ⁽¹⁰⁾	12	11
4-6-1933	A	W	13	7
4-7-1933	A	L	3	8
4-25-1933⁽¹⁾	H	W	15	11
4-25-1933⁽²⁾	H	W ⁽⁷⁾	3	0
4-9-1934	A	W	15	8
4-25-1934	H	W	8	2
4-9-1935	H	W	10	2
5-1-1935	A	W	6	3
4-17-1936	H	W	10	8
4-28-1936	A	L ⁽⁷⁾	2	6
4-15-1937	A	W	5	4
5-6-1937	A	L	5	6
4-13-1938	H	W	4	2
4-22-1938	A	W	15	5
4-22-1939	H	W	10	7
4-15-1940	H	W	11	5
4-27-1940	A	W	12	1
4-5-1941	H	L	10	14
4-28-1941	H	W	22	0
4-20-1942	A	L ⁽¹⁰⁾	11	12
4-17-1943	H	W	13	12
4-28-1943	A	L	4	7
4-13-1945	A	L	7	8
4-20-1945	H	L	2	12
4-21-1945	H	L	6	12
4-19-1946	H	W	8	5
4-3-1947	A	W	8	2
4-23-1948	H	W	9	2
5-5-1948	A	W	2	1
4-1-1949	A	W	4	3
4-9-1949	H	L	5	19
4-1-1950	A	W	15	2
4-11-1950	H	W ⁽¹⁰⁾	11	11

GAME RESULTS VS. 2016 OPPONENTS

4-23-2008	N3	W	12	7
3-17-2009	H	W	8	0
5-18-2010	H	W	8	2
3-16-2011	N3	L	3	4
4-12-2011	H	W	7	2
3-28-2012	H	L	4	8
4-10-2013	H	W	5	4
2-25-2014	H	W	4	2
4-1-2015	H	L	4	5

N1 - Greenwood, S.C.; N2 - Laurens, S.C.; N3 - Greenville, S.C.

SOUTH CAROLINA

Overall:.....172-135-2
at Clemson:.....97-44
at Doug Kingsmore Stadium:..50-27
at South Carolina:.....67-81-2
at Neutral:8-10
ACC Regular-Season Games:..29-9-1
NCAA Tournament Games:.....3-6
One-Run Games:35-42
Extra-Inning Games:7-11-2
Under **Monte Lee**:.....0-0
Longest CU Win Streak:.....12⁽¹⁹⁶¹⁻⁶⁶⁾
Longest USC Win Streak:.....7⁽¹⁹⁸³⁻⁸⁵⁾
Biggest CU Win:18-1⁽¹⁹⁶⁵⁾
Biggest USC Win:38-16⁽¹⁹⁹⁷⁾

Date	Site	W-L	CU	Op
5-12-1899	N1	W ⁽⁸⁾	21	8
5-12-1900	A	W	5	4
5-11-1901	A	W	12	4
4-26-1902	A	W	3	1
3-30-1907	H	W	4	2
4-29-1907	A	L	2	6
4-9-1908	H	L	2	4
5-7-1909	A	L	0	3
5-8-1909	A	W	4	2
5-12-1916	N2	L	0	4
5-13-1916	N2	W	7	5
4-2-1917	A	L	1	2
4-3-1917	A	W	18	2
4-16-1917	H	W	4	2
4-17-1917	H	W	6	3
5-17-1918	A	W	2	3
5-18-1918	A	L ⁽¹²⁾	2	3
4-25-1919	H	L	1	2
4-26-1919	H	W	8	2
5-16-1919	A	W	4	0
5-17-1919	A	W	1	0
4-16-1920	A	W ⁽⁸⁾	14	9
4-17-1920	A	W	14	5
5-11-1920	H	W	5	3
5-12-1920	H	L	5	8
5-5-1921	H	W	5	0
4-26-1922	H	W	3	1
5-13-1922	A	L	4	8
4-17-1924	H	W	6	0
5-10-1924	A	W	8	7
4-24-1925	H	W	6	2
5-2-1925	A	L	7	8
4-17-1926	A	L	0	3
4-8-1927	H	W	4	3
4-13-1927	A	L ⁽¹¹⁾	8	9
4-13-1928	H	W	6	0
4-18-1928	A	T ⁽¹¹⁾	3	3
4-1-1929	H	L ⁽¹¹⁾	0	2
5-9-1929	A	L	6	8
4-19-1930 ⁽¹⁾	H	W	4	1
4-19-1930 ⁽²⁾	H	L	2	9
4-28-1930	A	L	2	18
4-29-1930	A	L ⁽¹⁰⁾	3	5
5-2-1931	A	L	1	10
5-13-1931	H	W	5	4
5-14-1931	H	L	1	5
4-15-1932	A	L	0	4
4-16-1932	A	W	10	4
4-26-1932 ⁽¹⁾	H	W	13	9
4-26-1932 ⁽²⁾	H	L ⁽⁷⁾	2	5
5-12-1932	H	W	10	9
5-13-1932	H	W	6	5
3-30-1933	A	L	4	5
3-31-1933	A	L	0	6
4-17-1933	H	L	3	4
4-12-1934	H	L	1	8
5-2-1934	A	L	4	6
4-16-1935	H	W	5	4
5-9-1935	A	L	0	2
4-24-1936	A	W	7	1
5-5-1936	H	L	5	6

4-27-1937	A	L	3	4
5-8-1937	H	L	4	5
5-3-1938	H	L	3	12
5-10-1938	A	L	0	3
4-27-1939	H	W	9	7
5-1-1939	A	W ⁽¹⁰⁾	7	5
4-11-1940	A	W	7	6
4-26-1940	H	W	7	1
4-25-1941	H	W	3	1
5-8-1941	A	L	3	5
4-24-1942	H	W	6	5
5-8-1942	A	W	9	5
4-27-1945	H	W	6	4
5-4-1945	A	L	7	11
5-5-1945	A	L	0	4
4-3-1946	A	L	1	2
5-18-1946	H	W	12	2
4-11-1947	A	W	4	1
4-12-1947	A	W	17	8
5-23-1947	H	W	17	3
5-24-1947	H	W	10	8
4-16-1948	H	L	4	7
4-17-1948	H	W	11	2
5-21-1948	A	W	7	2
5-22-1948	A	W	6	5
5-6-1949	H	W ⁽¹¹⁾	6	5
5-20-1949	A	L	2	4
5-21-1949	A	L	6	7
5-5-1950	A	W	14	5
5-6-1950	A	L	2	10
5-15-1950	H	W ⁽¹¹⁾	8	7
5-16-1950	H	W	18	9
4-9-1951	H	W	8	6
4-10-1951	H	W	11	1
5-11-1951	N3	W	12	4
5-12-1951	A	W ⁽⁷⁾	16	5
4-4-1952	N3	W	5	2
4-5-1952	A	L	4	6
5-9-1952	H	W	3	1
4-13-1953	H	W	13	4
4-14-1953	H	L	7	9
5-8-1953	A	W	2	0
5-9-1953	A	L	4	13
4-13-1954	* A	W	10	1
5-4-1954	* H	W	2	0
4-30-1955	* H	L	3	4
5-11-1955	* A	L	2	9
4-27-1956	* A	W	5	1
5-11-1956	* H	L	3	12
4-27-1957	* A	L	3	4
5-14-1957	* H	W	10	6
4-21-1958	* H	W	5	3
5-9-1958	* A	W	9	2
4-3-1959	* A	W	11	0
5-12-1959	* H	W	10	1
4-23-1960	* H	W	12	10
5-5-1960	* A	L	1	2
4-18-1961	* H	W	21	5
4-25-1961	* A	W	3	1
4-24-1962	* A	W	5	4
5-8-1962	* H	W	27	17
4-23-1963	* H	W	9	2
5-14-1963	* A	W	5	1
4-28-1964	* A	W	4	2
5-12-1964	* H	W	5	3
5-4-1965	* H	W	18	1
5-13-1965	* A	W	9	3
4-26-1966	* H	W	11	6
5-19-1966	* A	W	8	2
4-11-1967	* A	L	1	4
4-18-1967	* H	W	8	1
4-16-1968	* H	W	6	5
5-7-1968 ⁽¹⁾	* A	W ⁽⁷⁾	1	0
5-7-1968 ⁽²⁾	* A	L ⁽⁷⁾	3	4
4-16-1969	* A	T ⁽¹³⁾	4	4
5-6-1969 ⁽¹⁾	* H	L ⁽⁷⁾	1	2
5-6-1969 ⁽²⁾	* H	W ⁽⁷⁾	7	3
4-14-1970 ⁽¹⁾	* A	L ⁽⁷⁾	1	2
4-14-1970 ⁽²⁾	* A	W ⁽⁷⁾	2	1
5-5-1970	* H	W	4	0
4-25-1971	* H	W	8	2
5-4-1971	* A	W	8	4
4-4-1972	H	W	8	0
4-5-1972	A	L	1	2
4-21-1972	N4	W	5	2
4-4-1973	A	W	4	2
4-10-1973	H	L	1	3
4-28-1973	N5	W	9	5
3-28-1974	H	L	0	3

4-16-1975	A	L	2	6
4-2-1976	A	W	10	6
4-13-1976	H	L	3	4
5-22-1976	\$ A	W	10	4
3-28-1977	H	L	1	2
4-12-1977 ⁽¹⁾	A	L ⁽⁷⁾	6	7
4-12-1977 ⁽²⁾	A	L ⁽⁷⁾	2	7
4-1-1978	A	W	10	2
4-2-1978	A	L	6	10
4-30-1978	H	W	11	4
3-24-1979	A	W	3	1
3-25-1979	A	L	6	7
4-14-1979	H	W	1	0
4-15-1979	H	W	6	3
4-15-1980	H	W	9	3
4-16-1980	H	W	4	3
5-10-1980	A	L	1	6
5-11-1980	A	L	1	4
5-24-1980	\$ H	W	6	2
5-25-1980	\$ H	W	17	12
4-3-1981	A	L	2	6
4-4-1981	A	L	7	12
4-13-1981	H	W ⁽¹¹⁾	5	4
4-14-1981	H	L	2	12
4-11-1982	H	W	4	1
4-12-1982	H	L	4	5
5-16-1982	A	L	5	11
5-17-1982	A	L	1	4
3-4-1983	H	W	8	0
4-26-1983	H	L ⁽¹⁰⁾	3	8
4-30-1983	A	W	8	1
5-1-1983	A	L	3	4
4-26-1985	A	L	2	14
4-27-1985	A	L	6	11
4-28-1985	A	L	5	6
5-14-1985	H	L	6	12
5-15-1985	H	L	6	8
5-16-1985	H	L	3	8
4-25-1986	H	W	16	5
4-26-1986	H	W	9	5
4-27-1986	H	L ⁽¹²⁾	4	9
5-3-1986	A	W	14	11
5-4-1986	A	L	0	5
5-5-1986	A	W	7	6
4-20-1987	H	W	5	3
4-21-1987	H	W	7	3
5-2-1987	A	W	5	3
5-3-1987	A	W	8	7
4-22-1988	H	W	7	6
4-23-1988	H	L	7	11
4-24-1988	H	W	8	5
4-30-1988	A	W	5	2
5-1-1988	A	L	6	7
3-31-1989	H	W	7	1
4-1-1989	H	W	12	6
4-2-1989	H	W	9	6
4-20-1989	A	W	5	3
4-21-1989	A	L	3	8
4-22-1989	A	L	1	7
3-31-1990	N6	W	6	0
4-1-1990	H	W ⁽¹¹⁾	6	5
4-2-1990	H	W	9	0
4-12-1990	A	L	2	21
5-6-1990 ⁽¹⁾	A	L	4	5
5-6-1990 ⁽²⁾	A	L ⁽⁷⁾	3	7
3-22-1991	A	L	4	12
3-23-1991	A	L	10	11
3-24-1991	A	W	5	3
3-28-1991	H	W ⁽⁷⁾	7	5
4-4-1991	H	W	10	1
4-25-1991	H	W	7	6
3-26-1992	A	L	6	8
4-8-1992	H	W	5	3
4-21-1992	H	W	10	9
4-6-1993	H	W	17	3
4-7-1993	A	W	9	8
4-21-1993	H	W ⁽¹¹⁾	8	7
5-12-1993	A	L	5	8
3-16-1994	H	L	4	7
4-6-1994	A	W	7	2
4-13-1994	A	L ⁽¹⁷⁾	4	5
4-20-1994	H	L	3	4
3-28-1995	A	L	2	4
4-4-1995	H	W	7	2
4-12-1995	H	W	11	1
4-26-1995	A	W	18	6
4-3-1996	A	W	4	2
4-10-1996	H	W	11	0
4-17-1996	H	W	8	0

4-23-1996	A	W	7	5
4-2-1997	H	L	3	11
4-9-1997	A	W	15	1
4-16-1997	H	W	12	9
4-23-1997	A	L	16	38
4-1-1998	A	W	6	4
4-14-1999	A	W	8	7
4-21-1999	H	W	5	4
4-12-2000	H	L	3	6
4-19-2000	A	L ⁽¹²⁾	8	9
3-3-2001	H	L	8	21
3-4-2001	A	W	7	4
4-18-2001	A	L	3	9
4-25-2001	H	L	1	2
3-2-2002	A	W	9	7
3-3-2002	H	W ⁽¹⁰⁾	11	10
4-17-2002	H	L	6	8
4-24-2002	A	W	4	1
6-19-2002	! N7	L	4	12
6-21-2002	! N7	L	2	10
3-1-2003	H	W	8	0
3-2-2003	A	L	4	6
4-2-2003	A	W	4	2
4-9-2003	H	W	4	2
3-6-2004	A	L	2	5
3-7-2004	H	L ⁽¹⁰⁾	7	8
4-7-2004	H	W	9	4
4-14-2004	A	W	13	5
3-12-2005	H	L	3	6
3-13-2005	A	L	5	6
4-13-2005	H	W	12	2
4-20-2005	A	W	7	5
3-4-2006	A	L	2	6
3-5-2006	H	W	6	4
4-5-2006	A	W	3	2
4-12-2006	H	W	10	5
3-3-2007	H	L	0	12
3-4-2007	A	L	2	3
4-18-2007	A	L	2	4
4-25-2007	H	W	14	5
3-1-2008	A	L	1	10
3-2-2008	H	L	1	5
4-9-2008	A	L	1	7
4-16-2008	H	L	0	6
2-28-2009	H	L	1	3
4-7-2009	A	L	6	7
4-8-2009	H	W	7	5
4-22-2009	A	W	12	2
3-5-2010	H	W	4	3
3-6-2010	N6	L	5	3

GAME RESULTS VS. 2016 OPPONENTS

5-5-1951	H	L ⁽¹⁰⁾	8	12
4-7-1952	H	L	5	12
4-8-1952	H	L	14	16
4-15-1952	A	L	7	11
4-15-1954	* A	W	5	3
4-20-1954	* A	W	5	0
4-25-1955	* A	L	4	11
5-6-1955	* H	L	11	15
4-14-1956	* H	T ^(4,5)	6	6
5-7-1956	* A	L ⁽⁸⁾	0	14
4-13-1957	* H	L	6	9
4-23-1957	* A	L	1	6
4-17-1958	* H	W	12	8
4-26-1958	* A	L	4	5
4-1-1959	* H	W	4	3
4-25-1959	* A	W	6	5
5-16-1959	^ N2	W	4	2
5-2-1960 ⁽¹⁾	* H	W	15	5
5-2-1960 ⁽²⁾	* H	L ⁽⁷⁾	2	3
4-8-1961	* H	L	0	5
5-5-1961	* A	L	3	4
4-20-1962	* H	W	6	4
5-4-1962	* A	L	4	20
5-14-1962	% N3	W	6	0
4-26-1963	* A	L	5	14
5-4-1963	* H	L	8	14
4-25-1964	* A	L ⁽¹¹⁾	3	4
5-1-1964	* H	L	0	3
4-24-1965	* H	W	9	5
5-8-1965	* A	W	2	0
4-5-1966	* H	W	7	3
4-23-1966	* A	L	5	6
4-14-1967	* A	W	8	2
4-6-1968 ⁽¹⁾	* H	W ⁽⁷⁾	11	0
4-6-1968 ⁽²⁾	* H	W ⁽⁹⁾	9	0
5-10-1968	* A	W ⁽¹⁰⁾	2	0
4-8-1969 ⁽¹⁾	* A	W ⁽⁷⁾	4	3
4-8-1969 ⁽²⁾	* A	L ⁽⁷⁾	0	11
5-9-1969	* H	W	7	6
4-4-1970 ⁽¹⁾	* H	W ⁽⁷⁾	2	1
4-4-1970 ⁽²⁾	* H	W ⁽⁷⁾	5	0
5-15-1970	* A	W	9	5
4-3-1971	* H	W	2	1
5-14-1971	* A	W	9	1
4-8-1972 ⁽¹⁾	* H	W ⁽⁷⁾	2	0
4-8-1972 ⁽²⁾	* H	W ⁽⁷⁾	4	3
5-5-1972	* A	L	8	9
3-27-1973	* A	W	7	0
4-9-1973	* H	W	5	3
4-20-1973	+ N4	W	10	3
4-6-1974	* A	W	7	0
4-20-1974	* H	W	12	3
4-19-1975	* A	W	7	2
4-20-1975	* A	W	6	1
4-26-1975	+ N4	W	15	1
3-31-1976 ⁽¹⁾	* N5	W	7	5
3-31-1976 ⁽²⁾	* N5	W	4	2
4-23-1976	+ H	W	2	0
3-19-1977	* A	W	11	6
3-20-1977	* A	W	13	12
4-23-1977	+ H	L	4	5
4-24-1977	+ H	L	9	22
3-12-1978	* H	W	8	1
3-13-1978	* H	W	11	3
4-24-1978	+ H	W	7	2
4-8-1979	* A	W ⁽¹⁶⁾	8	6
4-9-1979	* A	W	13	7
3-14-1980	* H	W ⁽¹⁰⁾	5	4
4-11-1980	* A	L	4	5
4-22-1980	+ N6	W	4	0
3-20-1981	* A	L	6	7
4-5-1981	* H	W ⁽¹¹⁾	6	5
4-24-1981	+ N4	W ⁽¹⁰⁾	6	5
3-14-1982	* H	W	13	1
3-26-1983	* H	W	8	4
4-16-1983	* A	L	2	7
4-6-1984	* A	W	13	1
4-14-1984	* H	W	9	3
3-23-1985	* A	W	10	9
3-24-1985	* A	W	7	4
3-29-1986	* H	W	7	1
3-30-1986	* H	W	22	2
5-14-1986	+ N7	W ⁽¹⁴⁾	6	5
4-10-1987	* A	W	12	6
4-11-1987	* A	W	13	11
4-16-1987	* H	W	13	3
5-13-1987	+ N8	W	11	4
4-10-1988	* A	W	8	7
4-16-1988	* H	W	11	7

4-17-1988	* H	W	8	5
3-19-1989	* A	W	11	0
3-20-1989	* A	W	6	2
4-9-1989	* H	W	6	3
3-9-1990	* H	W	10	4
3-10-1990	* H	L	1	3
3-11-1990	* H	W	11	8
3-9-1991 ⁽¹⁾	* A	L ⁽⁷⁾	10	11
3-9-1991 ⁽²⁾	* A	W ⁽⁷⁾	13	7
3-10-1991	* A	W	11	5
5-12-1991	+ N8	W	7	2
3-7-1992 ⁽¹⁾	* H	W ⁽⁷⁾	7	2
3-7-1992 ⁽²⁾	* H	W ⁽⁸⁾	2	1
3-8-1992	* H	W	7	5
3-6-1993 ⁽¹⁾	* A	L ⁽⁷⁾	1	3
3-6-1993 ⁽²⁾	* A	W ⁽⁷⁾	4	1
3-7-1993	* A	W	8	5
3-4-1994	* H	W	5	4
3-5-1994	* H	W	5	4
3-6-1994	* H	W	8	6
3-17-1995	* A	W	10	7
3-18-1995	* A	W	4	3
3-19-1995	* A	W	10	5
4-5-1996	* H	W	9	1
4-6-1996	* H	W	6	0
4-7-1996	* H	L	7	8
3-28-1997	* A	L	2	11
3-29-1997	* A	W	10	9
3-30-1997	* A	W	18	7
5-14-1997	+ N9	W	8	6
3-27-1998	* H	W	10	2
3-28-1998	* H	W	6	5
3-29-1998	* H	L	2	8
3-26-1999	* A	L	1	5
3-27-1999	* A	L	6	11
3-28-1999	* A	L	2	10
5-20-1999	+ N7	L	3	6
5-22-1999	+ N7	L	5	9
4-15-2000 ⁽¹⁾	* H	W ⁽¹²⁾	6	5
4-15-2000 ⁽²⁾	* H	W	5	4
4-16-2000	* H	L	4	6
3-23-2001	* A	W ⁽¹²⁾	4	1
3-24-2001	* A	L	3	12
3-25-2001	* A	W	9	1
4-26-2002	* H	L	2	4
4-27-2002	* H	W	5	3
4-28-2002	* H	W	4	0
5-25-2002	+ N9	W	8	6
5-15-2003	* A	W	6	2
5-16-2003	* A	W	14	3
5-17-2003	* A	W	4	3
3-26-2004	* H	W	13	6
3-27-2004	* H	W	7	4
3-28-2004	* H	W	6	5
5-13-2005	* A	W	4	1
5-14-2005	* A	W ⁽¹¹⁾	17	14
5-15-2005	* A	W	6	5
5-18-2006	* H	W	26	1
5-19-2006	* H	W	6	0
5-20-2006	* H	W	7	3
5-24-2006	+ N10	W ⁽⁷⁾	13	1
4-13-2007	* A	W	6	2
4-14-2007	* A	L	5	6
4-15-2007	* A	W	5	4
5-25-2007	+ N10	L	2	3
3-8-2008	* A	L	11	13
3-9-2008 ⁽¹⁾	* A	L	3	5
3-9-2008 ⁽²⁾	* A	W	12	11
3-13-2009 ⁽¹⁾	* H	W	4	1
3-13-2009 ⁽²⁾	* H	W	6	1
3-15-2009	* H	W	7	3
5-14-2010	* A	L	5	9
5-15-2010	* A	W	17	5
5-16-2010	* A	L	2	11
4-22-2011	* H	W	2	0
4-23-2011	* H	L	3	9
4-24-2011	* H	W	10	4
5-17-2012	* A	L	2	5
5-18-2012	* A	L	1	2
5-19-2012	* A	L	0	7
4-12-2013	* H	W	8	2
4-13-2013	* H	W	1	0
4-14-2013	* H	W ⁽¹¹⁾	6	4
3-14-2014	* A	L	3	4
3-15-2014 ⁽¹⁾	* A	W	16	6
3-15-2014 ⁽²⁾	* A	W	7	4
3-27-2015	* H	L	2	8
3-28-2015	* H	L	3	7
3-29-2015	* H	W	6	2

* - ACC regular-season game; ^ - ACC Playoffs; + - ACC Tournament; % - not counted in ACC standings; N1 - Greensboro, N.C.; N2 - Thomasville, N.C.; N3 - Belmont, N.C.; N4 - Chapel Hill, N.C.; N5 - Columbia, S.C.; N6 - Raleigh, N.C.; N7 - Durham, N.C.; N8 - Greenville, S.C.; N9 - St. Petersburg, Fla.; N10 - Jacksonville, Fla.

WESTERN CAROLINA

Overall:	59-16
at Clemson:	41-5
at Doug Kingsmore Stadium:	41-5
at Western Carolina:	17-11
at Neutral:	1-0
One-Run Games:	7-2
Extra-Inning Games:	3-2
Under Monte Lee:	0-0
Longest CU Win Streak:	12 ⁽¹⁹⁸⁵⁻⁹⁰⁾
Longest WCU Win Streak:	2 ^(1998-99,12)
Biggest CU Win:	19-2 ⁽²⁰¹⁵⁾
Biggest WCU Win:	18-10 ⁽²⁰¹⁴⁾
Date	Site	W-L CU Op
3-13-1974	H	L ⁽¹⁰⁾ 3 4
4-1-1975	H	W 8 0
4-3-1978	H	W 12 3
3-8-1979	H	W 8 3
4-1-1979	A	W 13 3
2-28-1980	H	W 10 2
4-10-1980	A	W 14 8
3-6-1981	H	W ⁽¹⁰⁾ 7 6
3-5-1982	H	W 5 0
3-29-1982	A	L 3 10
4-5-1983	H	W ⁽⁸⁾ 8 3
4-29-1983	A	L 7 13
4-5-1984	H	W 5 3
4-12-1984	A	L 2 9
4-23-1985	A	W 9 2
4-4-1986	A	W 8 0
4-17-1986	H	W 13 7
2-25-1987	H	W 8 1
3-1-1988	H	W 8 4
4-4-1988	H	W 20 11
4-14-1988	A	W 12 4
2-28-1989	H	W 9 8
3-14-1989	H	W 7 6
4-6-1989	A	W 14 2
4-10-1989	H	W 12 4
2-28-1990	H	W 14 2
3-31-1991	A	L 7 9
4-3-1991	H	W 13 3
2-19-1992	H	W 6 0
4-13-1993	A	W 12 2
4-15-1993	H	W 8 1
2-12-1994 ⁽¹⁾	H	W 3 1
2-12-1994 ⁽²⁾	H	W 4 1
2-13-1994	H	W ⁽¹³⁾ 6 5
3-14-1995	A	W 5 2
3-29-1995	H	W 5 4
3-5-1996	H	W 4 2
3-28-1996	A	W 13 3
4-9-1996	H	W 10 4
3-25-1997	A	L 4 9
3-26-1997	H	W 14 9
3-17-1998	H	W 5 1
3-19-1998	A	L 7 10
4-6-1999	A	L ⁽¹⁰⁾ 8 9
4-7-1999	H	W 16 11
5-4-1999	H	W ⁽¹⁰⁾ 11 10
4-4-2000	H	W 11 7
4-26-2000	N1	W 13 4
4-24-2001	H	W 8 2
4-16-2002	H	W 13 9
5-15-2002	A	W 12 4
3-25-2003	A	L 5 9
4-1-2003	H	W 5 3
4-12-2004	H	W 8 7
4-12-2005	A	W 7 4
4-19-2005	H	W 10 1
4-4-2006	H	L 6 8
4-11-2006	A	W 8 3
3-20-2007	A	L 3 6
3-28-2007	H	W 15 6
4-15-2008	H	L 2 6
4-22-2008	A	W 6 0
4-14-2009	A	W 11 1
4-15-2009	H	W 13 2
4-14-2010	H	L 5 7


4-6-2011	H	W	12	3
4-27-2011	A	W ⁽⁸⁾	6	4
3-14-2012	A	L	4	8
4-4-2012	H	L	8	13
4-9-2013	A	W	12	9
4-24-2013	H	W	12	1
3-4-2014	A	L	10	18
4-23-2014	H	W	11	3
3-24-2015	A	W	19	2
4-14-2015	H	W	14	2

N1 - Asheville, N.C.

WINTHROP

Overall:.....	19-6				
at Clemson:.....	15-5				
at Doug Kingsmore Stadium: ...	15-5				
at Winthrop:.....	3-1				
at Neutral:.....	1-0				
NCAA Tournament Games:.....	1-0				
One-Run Games:.....	3-3				
Extra-Inning Games:.....	1-1				
Under Monte Lee :.....	0-0				
Longest CU Win Streak:.....	11 ⁽¹⁹⁸³⁻⁹⁹⁾				
Longest WIN Win Streak:.....	2 ⁽²⁰⁰⁵⁻⁰⁶⁾				
Biggest CU Win:.....	17-1 ⁽¹⁹⁹³⁾				
Biggest WIN Win:.....	8-2 ⁽²⁰⁰⁵⁾				
Date	Site	W-L	CU	Op	
3-14-1981	A	W	9	5	
4-2-1981	H	W	6	4	
3-28-1982	A	L	6	7	
2-24-1983	H	W	11	2	
4-15-1984	A	W	6	0	
4-7-1985	H	W	13	5	
3-9-1986	H	W	9	4	
4-8-1991	H	W ⁽⁵⁾	5	0	
3-3-1992	H	W	1	0	
4-2-1992	N1	W	⁽¹¹⁾ 12	11	
2-24-1993	H	W	11	6	
5-2-1993	A	W	17	1	
5-27-1995	\$	H	W	9	5
5-7-1999	H	W	14	2	
4-4-2001	H	L	4	8	
4-3-2002	H	W	6	4	
3-4-2003	H	W	5	4	
4-13-2004	H	W	9	5	
3-9-2005	H	L	2	8	
4-18-2006	H	L	3	6	
2-28-2007	H	W	6	4	
4-3-2012	H	W	11	0	
2-27-2013	H	L ⁽¹¹⁾	2	3	
4-2-2014	H	W	4	2	
3-3-2015	H	L	4	5	
\$ - NCAA Regional; N1 - Fort Mill, S.C.					

2015 REVIEW



Left-handed
MATTHEW CROUNOVER
ACC PITCHER-OF-THE-YEAR, 2015

2015 SEASON NOTES

NCAA TOURNAMENT RECAP

- Clemson had an 0-2 record in the Fullerton (Calif.) Regional, falling to No. 18 Arizona State 7-4 and Pepperdine 10-8.
- The Tigers rallied from a 7-0 deficit against the Waves to take an 8-7 lead in the seventh inning, but fell short by two runs.
- Clemson hit .296 with three doubles, one triple, nine walks and three steals.
- Steven Dugger (OF) and Eli White (SS) were named to the all-tournament team. Dugger was 4-for-8 and White was 4-for-9.

ACC TOURNAMENT RECAP

- Clemson had a 1-2 record in the ACC Tournament at Durham, N.C. The Tigers beat No. 1 seed Louisville 7-2.
- Clemson hit .245 with four doubles and two steals. Reed Rohlman (6-for-12) and Tyler Krieger (4-for-10) led Clemson at the plate.
- The pitching staff had a 2.16 ERA, .163 opponents' batting average and 30 strikeouts against 12 walks in 25.0 innings pitched.

QUICK HITS

- Lefthanders (7) combined to pitch 57.8 percent of the 549.0 innings pitched by Clemson in 2015.
- Two Tigers (Matthew Crownover, Zack Erwin) pitched 100+ innings in a season for the first time since 2002.
- Chris Okey (C) and Eli White (SS) were the only Tigers to start every game at the same position in 2015.

WINNING SEASONS THE NORM

- The Tigers have had a winning record every year since 1965.
- With its 32-29 record in 2015, Clemson had a winning record for the 51st season in a row.
- Clemson's 51-year streak is the third-longest active streak in the nation, trailing two ACC schools (Florida State 68, Miami (Fla.) 58).
- Clemson has had a non-losing record, which includes seasons with equal number of wins and losses, every season since 1958.
- Bill Wilhelm took over as head coach of the Clemson program in 1958, therefore the Tigers have not had a losing record since he took over.
- Clemson's 58-year streak of non-losing records is tied for the second-longest active streak in the nation, trailing only Florida State (68).

LONGEST ACTIVE WINNING SEASON STREAKS

Rk	School	LNWS	W-L	Streak
1.	Florida State	-----	-----	68
2.	Miami (Fla.)	1957	11-12	58
3.	Clemson	1964	13-13	51
4.	Cal State Fullerton	-----	-----	41
5.	Oklahoma State	1977	16-28	38
6.	Georgia Tech	1981	14-24	34
	Louisiana State	1981	23-30	34
8.	Arizona State	1985	31-35	30
9.	Rice	1991	16-34	24

LNWS - last non-winning season

ATTENDANCE

- Clemson averaged 4,251 fans per home date (28), the ninth-highest figure in the nation and second most in the ACC.
- Clemson has a top-20 national figure in average attendance 22 straight seasons and a top-10 figure 14 years in a row.

TOP-25 & TOP-10 WINS

- Clemson had an 8-5 record against top-25 teams and a 7-4 record against top-10 teams in 2015.
- Clemson was 4-0 against top-10 teams on opponents' home fields (Florida State 3, South Carolina 1).
- Only four of the 11 games against top-10 teams were played at Clemson.
- Clemson swept No. 8 Florida State in three games in Tallahassee from May 14-16. It was the Seminoles' first series sweep at home since 2006.
- Clemson hit .287 with a .977 fielding percentage against top-25 teams. Steven Dugger hit a team-high .385 with 17 RBIs versus top-25 teams.
- The Tigers had a 3.32 ERA and .229 opponents' batting average against top-25 teams.

ROAD BATS


- Clemson hit nine points higher in games away from home compared to home games in 2015.
- In 31 games away from home (16-15 record), the Tigers hit .292, led by Reed Rohlman's .352 batting average.
- In 30 games at home (16-14 record), Clemson hit .283, led by Reed Rohlman's .360 batting average.
- Clemson averaged 7.1 runs per game away from home compared to 5.5 runs per game at home.

DOUBLE-DIGIT COMEBACK WIN

- Facing Furman at Fluor Field in Greenville, S.C., on May 12, Clemson trailed 10-0 after two innings, but rallied to win 23-15.
- Clemson scored three in the third, two in both the fourth and fifth and four in the sixth, then eight in the seventh to take the lead.
- The Tigers added one run in the eighth inning and three runs in the ninth inning, as Clemson scored in each of the last seven innings.
- Tiger batters totaled 22 hits, 15 walks and two hit-by-pitches, meaning 39 Tigers reached base safely, including six times by Steven Dugger.
- Chris Okey went 3-for-6 with two homers and three RBIs, Tyler Krieger went 4-for-6 with three RBIs and Weston Wilson added three hits.
- Ten Tigers totaled at least one hit and scored at least one run.
- Furman used 11 pitchers, who combined to throw 282 pitches in the nine-inning game that lasted 4:42.
- It was the most runs scored by the Tigers since May 18, 2006, when they defeated Wake Forest 26-1.

HISTORIC SWEEP IN TALLAHASSEE

- Clemson swept No. 8 Florida State in a three-game series at Tallahassee, Fla., from May 14-16 by a combined score of 20-7.
- It was Clemson's first three-game sweep in Tallahassee.
- With Clemson leading 9-1, Florida State scored five of its seven runs in the series in the last inning of the final game.



REED ROHLMAN WAS 9-FOR-15 IN FOUR GAMES AGAINST FLORIDA STATE IN 2015, INCLUDING A BIG SERIES IN THE THREE-GAME SWEEP IN TALLAHASSEE.

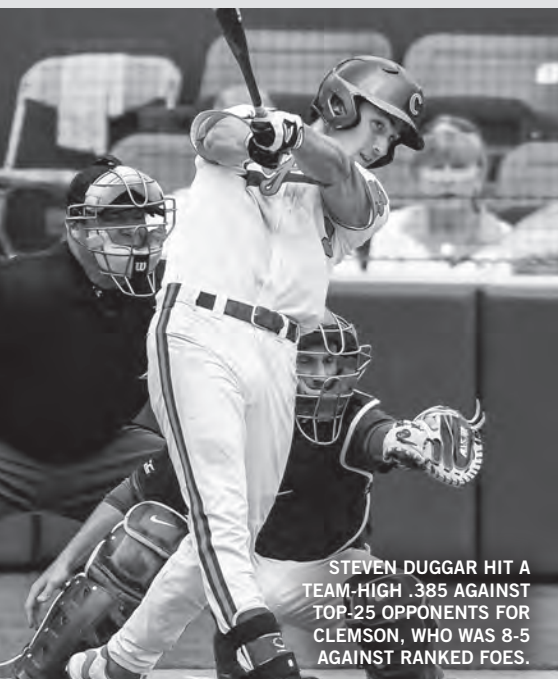
- The Tigers won by scores of 4-1, 7-0 and 9-6, as it was their first and only three-game ACC sweep of 2015.
- Clemson handed Florida State its first three-game series sweep at Dick Howser Stadium since 2006.
- Clemson had a 21-scoreless-innings-pitched streak during the three games.
- Florida State had a 27-4 home record in 2015 entering the series.

THREE TIGERS NAMED ALL-AMERICANS

- Junior lefty Matthew Crownover, sophomore catcher Chris Okey and freshman outfielder Reed Rohlman were named All-Americans.
- The three All-Americans were the most by a Tiger team since 2006, when that team also had three (Tyler Colvin, Josh Cribb, Andy D'Alessio).
- It marked the first time since 2006 that Clemson had two first-team All-Americans (Crownover, Okey) on one team.
- Crownover was a first-team pick by Collegiate Baseball, becoming the first Tiger pitcher to earn first-team honors since 1996 (Kris Benson).
- Okey was a first-team selection by NCBWA, becoming the first Tiger catcher to earn All-America honors since 1997 (Matthew LeCroy).
- Rohlman was a third-team All-American by College Sports Madness and a first-team freshman All-American by Baseball America and NCBWA.
- Rohlman became just the second Tiger freshman ever and first since 2005 (Taylor Harbin) to be named an All-American.

SIX TIGERS NAMED TO ALL-ACC TEAM

- Six Tigers earned First, Second or Third-Team All-ACC honors, third most by an ACC team.
- Matthew Crownover (SP) and Chris Okey (C) earned First-Team All-ACC honors.
- Crownover became the first Tiger lefthander to earn First-Team All-ACC honors since the 1995 season (Jason Dawsey).



STEVEN DUGGER HIT A TEAM-HIGH .385 AGAINST TOP-25 OPPONENTS FOR CLEMSON, WHO WAS 8-5 AGAINST RANKED FOES.

2015 SEASON NOTES

- Okey became the first Tiger to be named the First-Team All-ACC catcher since 1997 (Matthew LeCroy).
- Tyler Krieger (DH/UT) and Reed Rohlman (OF) were named Second-Team All-ACC.
- Steven Duggar (OF) and Eli White (SS) earned Third-Team All-ACC honors.
- Five of Clemson's nine position players earned All-ACC honors.
- Crownover, Duggar and Krieger all earned All-ACC honors for the second time in their careers.

SEVEN TIGERS DRAFTED

- Seven Tigers were selected in the 2015 Major League Baseball draft, tied for 16th most in the nation and tied for most in the ACC.
- Zack Erwin (4th round), Tyler Krieger (4th round), Steven Duggar (6th round) and Matthew Crownover (6th round) were drafted on day two.
- Brody Koerner (17th round), Clate Schmidt (32nd round) and Eli White (37th round) were drafted on day three.
- Jack Leggett had 108 players drafted in his 22 seasons (1994-15) as head coach at Clemson.
- A total of 19 of those 108 players were drafted twice, meaning a Tiger was drafted 127 times in Leggett's tenure at Clemson.
- Fourteen more Tigers signed a free-agent contract under Leggett as well.

2015 TIGER DRAFTTEES

#	Player	Pos.	Cl.	Rd	Pick	Team
33	Zack Erwin	LHP	Jr.	4	112	White Sox
3	Tyler Krieger	INF	Jr.	4	124	Indians
9	Steven Duggar	OF	Jr.	6	186	Giants
44	Matthew Crownover	LHP	Jr.	6	194	Nationals
19	Brody Koerner	RHP	Jr.	17	513	Yankees
32	Clate Schmidt	RHP	Jr.	32	951	Red Sox
4	Eli White	INF	So.	37	1117	Pirates

TIGERS SET SPRING GPA RECORD


- Clemson set a spring semester record with a 3.04 GPA in 2015.
- A total of 23 players made the school's academic honor roll (3.0 GPA or higher), most in program history.
- The 23 honor roll members were second most for a semester in program history, trailing only the 24 by the 2009 team in the fall of 2008.

LEFTY DUO

- Lefty starters Matthew Crownover and Zack Erwin provided a strong 1-2 punch on the mound for Clemson in 2015.
- The duo combined to allow 180 hits, 58 earned runs (2.42 ERA) and 53 walks with 200 strikeouts in 215.2 innings pitched.
- Crownover was 10-3 with a 1.82 ERA and .183 opponents' batting average, while Erwin was 7-4 with a 3.04 ERA and only 16 walks allowed.

CROWNOVER ACC PITCHER-OF-THE-YEAR

- Junior lefthander Matthew Crownover was named 2015 ACC Pitcher-of-the-Year in a vote by the 14 ACC head coaches.
- He was 10-3 with a 1.82 ERA, .183 opponents' batting average and 108 strikeouts in 109.0 innings pitched over 16 starts in 2015.
- He became the Clemson's first-ever ACC Pitcher-of-the-Year, as the ACC first named one in 2005.
- Kris Benson was the last Tiger hurler to earn ACC Player-of-the-Year honors in 1996.



CATCHER CHRIS OKEY (LEFT) AND LEFTHANDER MATTHEW CROWNOVER (RIGHT) WERE BOTH FIRST-TEAM ALL-ACC PICKS.

ERWIN EFFICIENT ON THE MOUND

- Junior lefthander Zack Erwin was a weekend starter all year and exhibited the best control of his career.
- He was 7-4 with a 3.04 ERA and .257 opponents' batting average in 2015.
- In 106.2 innings pitched over 17 appearances (16 starts), he yielded just 16 walks with 92 strikeouts (5.75 strikeout-to-walk ratio).

OKEY PRODUCED RUNS

- Sophomore catcher Chris Okey followed up his first year, which saw him among the team leaders in RBIs, with 57 RBIs in 2015.
- He was named one of 20 semifinalists for the Johnny Bench Award in May. The award goes to the nation's best catcher.
- He hit .315 with 16 doubles, one triple, 12 homers, 57 RBIs, 50 runs and three steals in starting all 61 games at catcher.
- He was the catcher for 534 of Clemson's 549 innings on defense in 2015.
- His 12 home runs were the most by a Tiger since 2011, when Richie Shaffer hit 13 long balls.
- With two outs in the 10th at Virginia Tech on March 20, he blasted a grand slam to give Clemson a 4-0 win.
- He was named ACC Player-of-the-Week on April 13 by going 13-for-23 with three homers, two doubles, seven RBIs and six runs in five games.
- Invited to the USA Collegiate National Team for the summer. It marked the second year in a row he was on the squad.

ROHLMAN FIT IN AS FRESHMAN

- Freshman outfielder Reed Rohlman burst onto the scene and took over the starting spot in left field early in the season.
- He hit a team-high .356 with a team-high 17 doubles, three homers, a team-high 58 RBIs and 43 runs in 61 games (59 starts).
- He became the first freshman to lead Clemson in batting average since Brad Chalk, who hit .350 as a freshman in 2005.
- He became the first freshman to lead Clemson in RBIs since Jeff Baker, who had a team-tying-high 64 RBIs in 2000.
- Tied a school record with three doubles and totaled four RBIs in Clemson's 9-6 win at No. 8 Florida State on May 16.
- He was named ACC Co-Player-of-the-Week on May 18 by going 9-for-15 with one homer, four doubles, 11 RBIs and four runs in four games.

TIGER TIDBITS

CLEMSON'S RECORD...

In All Games	32-29
In Home Games	16-14
In Away Games	12-9
In Neutral Games	4-6
In All ACC Regular-Season Games	16-13
In Home ACC Regular-Season Games	7-7
In Away ACC Regular-Season Games	9-6
In All Non-ACC Regular-Season Games	15-12
In Home Non-ACC Regular-Season Games	9-7
In Away Non-ACC Regular-Season Games	3-3
In Neutral Non-ACC Regular-Season Games	3-2
In ACC Tournament Games	1-2
In NCAA Tournament Games	0-2
In February	6-3
In March	8-10
In April	9-8
In May	9-8
On Monday	1-1
On Tuesday	4-5
On Wednesday	3-4
On Thursday	2-0
On Friday	8-5
On Saturday	12-6
On Sunday	2-8
After a Loss	16-12
Against Top-25 Teams	8-5
Against Top-10 Teams	7-4
Against Top-5 Teams	2-2
In Day Games	20-19
In Night Games	12-10
Against Lefty Starters	9-12
Against Righty Starters	23-17
In 1-Run Games	4-8
In 2-Run Games	3-6
In 3-Run Games	5-4
When Scoring First	22-14
When Scoring in the 1st Inning	14-11
When Leading at the End of 6 Innings	28-6
When Trailing at the End of 6 Innings	1-15
When Tied at the End of 6 Innings	3-8
When Leading at the End of 7 Innings	29-6
When Trailing at the End of 7 Innings	0-19
When Tied at the End of 7 Innings	3-4
When Leading at the End of 8 Innings	28-1
When Trailing at the End of 8 Innings	0-23
When Tied at the End of 8 Innings	4-5
In Extra Innings	3-3
When Scoring 5 or More Runs	29-9
When Allowing Less Than 5 Runs	25-7
When Out-Hitting Opponents	28-8
When Clemson Had 10 or More Hits	21-11
When Clemson Hit a Home Run	13-8
When Clemson Committed 0 or 1 Error	20-13
In the Last 10 Games	5-5
On Grass Infields	30-28
On Artificial Surface Infields	2-1
When Wearing Camouflage Jerseys	0-1
When Wearing Orange Jerseys	7-8
When Wearing Purple Jerseys	8-12
When Wearing White Jerseys	17-8

INNING-BY-INNING SCORING

Team	1	2	3	4	5	6	7	8	9	Ex.
Clemson	47	24	41	49	52	45	64	29	26	9
Opponents	40	36	35	20	29	23	39	42	33	6

TIGER MULTIPLE HIT GAME LEADERS

#	Player	2	3	4	5+	Total
26	Reed Rohlman	19	6	1	--	26
3	Tyler Krieger	18	3	3	--	24
25	Chris Okey	12	8	--	--	20
4	Eli White	13	7	--	--	20
9	Steven Duggar	17	2	--	--	19
8	Weston Wilson	6	4	1	--	11
5	Chase Pinder	10	1	--	--	11
	Totals	121	36	5	0	162

TIGER MULTIPLE RBI GAME LEADERS

#	Player	2	3	4	5+	Total
26	Reed Rohlman	10	4	3	--	17
25	Chris Okey	7	4	3	1	15
9	Steven Duggar	9	2	1	--	12
3	Tyler Krieger	7	2	--	--	9
4	Eli White	6	1	1	--	8
	Totals	57	19	11	1	88



2015 OVERALL STATS

#	Player	Avg	GP-GS	AB	R	H	2B	3B	HR	RBI	TB	Slg%	BB	HP	SO	GDP	OB%	SF	SH	SB-SBA
26	Reed Rohlman	.356	61-59	236	43	84	17	0	3	58	110	.466	23	1	35	5	.412	2	0	3-5
3	Tyler Krieger	.339	61-61	236	45	80	14	1	1	41	99	.419	41	7	45	6	.448	2	4	14-18
25	Chris Okey	.315	61-61	235	50	74	16	1	12	57	128	.545	27	4	49	9	.389	4	2	3-3
9	Steven Duggar	.304	61-61	227	56	69	12	1	5	43	98	.432	54	3	49	3	.432	8	0	10-15
4	Eli White	.297	61-61	232	44	69	7	3	4	29	94	.405	25	7	57	4	.380	2	8	11-17
5	Chase Pinder	.256	46-46	160	18	41	8	1	3	26	60	.375	21	6	22	5	.360	2	2	2-3
8	Weston Wilson	.251	57-50	195	27	49	9	1	5	26	75	.385	21	1	46	5	.326	1	3	7-10
6	Andrew Cox	.237	56-50	173	24	41	6	0	0	9	47	.272	13	2	39	5	.295	2	3	3-6
18	Tyler Slaton	.236	61-60	225	50	53	11	5	1	23	77	.342	35	8	38	5	.357	1	5	9-9
----- Others -----																				
12	Robert Jolly	.351	25-12	57	12	20	3	0	0	8	23	.404	7	0	6	1	.422	0	2	0-0
13	Drew Wharton	.281	23-5	32	4	9	2	0	0	8	11	.344	2	0	9	2	.297	3	1	1-1
15	Glenn Batson	.219	32-19	73	8	16	6	0	1	14	25	.342	2	5	22	3	.277	3	1	1-1
11	Adam Renwick	.200	25-2	20	3	4	1	0	0	1	5	.250	1	1	9	0	.273	0	0	0-0
35	Mike Triller	.118	15-2	17	2	2	0	0	0	0	2	.118	2	0	9	0	.211	0	0	0-0
1	Maleeke Gibson	.000	10-0	7	0	0	0	0	0	0	0	.000	0	0	4	0	.000	0	0	0-0
CLEMSON		.288	61-61	2125	386	611	112	13	35	343	854	.402	274	45	439	53	.376	30	31	64-88
OPPONENTS		.252	61-61	2130	303	536	93	8	46	275	783	.368	200	40	497	30	.325	21	35	55-70

LOB - Team (491), Opp (476). DPs turned - Team (38), Opp (62). CI - Team (0), Opp (2). IBB - Team (10), Krieger 6, Okey 3, Wilson 1, Opp (3).

#	Player	ERA	W-L	APP	GS	CG	SHO/CBO	SV	IP	H	R	*ER	BB	SO	AB	O/BA	WP	HBP	BK
44	Matthew Crounover	1.82	10-3	16	16	0	0/1	0	109.0	72	28	22	37	108	393	.183	6	2	0
33	Zack Erwin	3.04	7-4	17	16	0	0/1	0	106.2	108	51	36	16	92	420	.257	1	4	2
19	Brody Koerner	7.55	4-5	16	12	1	1/0	0	62.0	89	57	52	22	63	269	.331	11	10	2
----- Others -----																			
20	Drew Moyer	1.74	1-0	10	0	0	0/1	2	10.1	10	2	2	5	15	40	.250	0	1	0
39	Jake Long	2.17	2-1	13	7	0	0/0	0	49.2	37	17	12	22	39	180	.206	4	2	0
23	Charlie Barnes	3.38	1-2	12	2	0	0/0	0	24.0	26	15	9	8	23	98	.265	3	2	0
41	Taylor Vetzal	3.97	1-3	20	1	0	0/1	4	22.2	18	13	10	10	25	85	.212	3	4	3
36	Pat Krall	4.03	2-4	27	0	0	0/0	3	38.0	32	22	17	11	38	140	.229	0	1	0
32	Clate Schmidt	4.67	2-3	18	6	0	0/0	0	52.0	55	32	27	23	32	199	.276	7	4	0
21	Kevin Pohle	5.06	0-0	10	0	0	0/0	0	10.2	11	6	6	6	4	42	.262	0	1	0
37	Alex Bostic	5.25	0-2	15	0	0	0/0	0	12.0	14	9	7	7	11	49	.286	2	1	0
30	Hunter Van Horn	6.14	0-0	10	0	0	0/0	0	7.1	7	5	5	6	7	28	.250	3	0	0
17	Paul Campbell	7.40	0-2	13	1	0	0/0	1	20.2	27	18	17	9	24	89	.303	2	1	1
47	Alex Schnell	8.41	2-0	11	0	0	0/0	1	20.1	21	21	19	15	14	81	.259	0	6	0
42	Clay Bates	17.18	0-0	6	0	0	0/0	0	3.2	9	7	7	3	2	17	.529	0	1	0
	CLEMSON	4.05	32-29	61	61	1	3/2	11	549.0	536	303	247	200	497	2130	.252	42	40	8
	OPPONENTS	5.38	29-32	61	61	0	2/2	15	543.1	611	386	325	274	439	2125	.288	59	45	7

PB - Team (1), Okey 1, Opp (13). Pickoffs - Team (9), Okey 3, Crounover 2, Erwin 1, Koerner 1, Krall 1, Long 1, Opp (14). IBB - Team (3), Crounover 1, Moyer 1, Schmidt 1, Opp (10). * - Clemson had one team unearned run

Note: **Bold** denotes returning player.

FIELDING

#	Player	GP-GS	C	PO	A	E	Fld %	DP
13	Drew Wharton	23-5	41	37	4	0	1.000	0
12	Robert Jolly	25-12	20	20	0	0	1.000	0
19	Brody Koerner	16-12	14	2	12	0	1.000	1
44	Matthew Crounover	16-16	8	2	6	0	1.000	1
37	Alex Bostic	15-0	4	2	2	0	1.000	0
17	Paul Campbell	13-1	4	2	2	0	1.000	0
47	Alex Schnell	11-0	3	2	1	0	1.000	0
41	Taylor Vetzal	20-1	3	0	3	0	1.000	1
1	Maleeke Gibson	10-0	2	2	0	0	1.000	0
25	Chris Okey	61-61	522	474	45	3	.994	4
6	Andrew Cox	56-50	434	404	24	6	.986	24
18	Tyler Slaton	61-60	144	138	4	2	.986	0
5	Chase Pinder	46-46	164	69	90	5	.970	17
15	Glenn Batson	32-19	108	79	25	4	.963	10
9	Steven Duggar	61-61	144	134	4	6	.958	1
26	Reed Rohlman	61-59	100	94	1	5	.950	0
32	Clate Schmidt	18-6	18	7	10	1	.944	1
4	Eli White	61-61	286	76	191	19	.934	26
3	Tyler Krieger	61-61	94	40	46	8	.915	8
11	Adam Renwick	25-2	43	18	21	4	.907	5
36	Pat Krall	27-0	10	2	7	1	.900	0
33	Zack Erwin	17-16	22	6	13	3	.864	0
8	Weston Wilson	57-50	127	29	79	19	.850	3
35	Mike Triller	15-2	6	5	0	1	.833	0
39	Jake Long	13-7	10	1	6	3	.700	0
23	Charlie Barnes	12-2	9	2	4	3	.667	0
42	Clay Bates	6-0	1	0	0	1	.000	0
20	Drew Moyer	10-0	1	0	0	1	.000	0
CLEMSON		61-61	2342	1647	600	95	.959	38
OPPONENTS		61-61	2328	1630	617	81	.965	62

Note: **Bold** denotes returning player.

CHRIS OKEY ONLY COMMITTED THREE ERRORS AND ALLOWED JUST ONE PASSED BALL IN 2015.

2015 RESULTS

32-29 OVERALL, 16-13 ACC REGULAR SEASON, 1-2 ACC TOURNAMENT, 0-2 NCAA TOURNAMENT, 16-14 HOME, 12-9 AWAY, 4-6 NEUTRAL, 20-19 DAY, 12-10 NIGHT, 4-8 ONE RUN, 3-3 EXTRA INNINGS, 8-5 TOP 25

Date	Opponent (Rank)	W-L	Score	Site	CU Rank	Clemson Pitcher	Opp. Pitcher	Time	CU R-H-E	Opp. R-H-E	Attendance
2-13	West Virginia	L	0 - 2	H	24 -NR -NR	Bostic (0-1)	Smith (1-0)	2:47	0 - 6 - 0	2 - 5 - 0	4890
2-14	West Virginia	W	4 - 2	H	24 -NR -NR	• Erwin (1-0)	• Vance (0-1)	2:47	4 - 8 - 1	2 - 7 - 2	5215
2-15	West Virginia	L	1 - 6	H	24 -NR -NR	• Koerner (0-1)	• Donato (1-0)	3:01	1 - 10 - 3	6 - 11 - 0	3694
2-20	Maine	W	10 - 1	N1		• Crownover (1-0)	• Marks (0-1)	2:48	10 - 14 - 1	1 - 5 - 0	307
2-21	Maine ⁽¹⁾	W ⁽¹⁴⁾	5 - 4	N1		A. Schnell (1-0)	Butler (0-1)	3:42	5 - 10 - 3	4 - 7 - 2	-----
2-21	Maine ⁽²⁾	W	10 - 2	N1		• Koerner (1-1)	• Courtney (0-2)	2:18	10 - 13 - 2	2 - 9 - 3	1461
2-25	Wofford	W	11 - 5	H		Barnes (1-0)	Anderson (1-1)	2:47	11 - 13 - 1	5 - 6 - 1	3280
2-27	South Carolina (12-15-10)	W	11 - 4	^H		• Crownover (2-0)	• Crowe (1-1)	2:55	11 - 12 - 1	4 - 8 - 1	6272
2-28	South Carolina (12-15-10)	L	1 - 4	N2		• Erwin (1-1)	• Wynkoop (2-1)	2:40	1 - 7 - 2	4 - 7 - 1	7175
3 - 2	South Carolina (12-17-8)	W	7 - 0	A		• KOERNER (2-1)	• Reagan (0-1)	2:33	7 - 11 - 0	0 - 4 - 4	8242
3 - 3	Winthrop	L	4 - 5	H		• Barnes (1-1)	• Strong (2-0)	3:35	4 - 11 - 2	5 - 13 - 0	3209
3 - 6	* NC State	W	6 - 4	A		• Crownover (3-0)	• Wilder (1-3)	2:59	6 - 6 - 1	4 - 4 - 3	496
3 - 7	* NC State	L	3 - 8	A		• Erwin (1-2)	• Britt (2-0)	2:49	3 - 9 - 0	8 - 12 - 1	1508
3 - 8	* NC State	L	6 - 14	A		• Koerner (2-2)	• Piedmonte (1-0)	2:54	6 - 11 - 0	14 - 16 - 1	1745
3-11	Michigan State	L	6 - 8	^N2		• Barnes (1-2)	• McKee (1-0)	3:02	6 - 9 - 2	8 - 11 - 0	1685
3-14	* Notre Dame ⁽¹⁾	W	6 - 1	H		• Crownover (4-0)	• Kerrigan (1-2)	2:14	6 - 9 - 2	1 - 3 - 0	-----
3-14	* Notre Dame ⁽²⁾	L	6 - 11	H		Krall (0-1)	• Guenther (1-0)	3:20	6 - 10 - 4	11 - 16 - 2	4961
3-15	* Notre Dame	L	1 - 5	H		• Erwin (1-3)	• McCarty (3-1)	2:39	1 - 8 - 3	5 - 11 - 1	4343
3-17	Coastal Carolina	L	5 - 9	^A		• Campbell (0-1)	• Sawczak (1-1)	2:48	5 - 10 - 1	9 - 11 - 1	2825
3-20	* Virginia Tech	W ⁽¹⁰⁾	4 - 0	A		Moyer (1-0)	• Scherzer (1-1)	3:06	4 - 6 - 0	0 - 6 - 0	403
3-21	* Virginia Tech	W	15 - 8	A		• Koerner (3-2)	• McGarity (2-2)	3:16	15 - 21 - 0	8 - 14 - 1	1549
3-22	* Virginia Tech	L ⁽¹²⁾	3 - 4	A		Schmidt (0-1)	Monaco (1-0)	3:58	3 - 7 - 1	4 - 10 - 3	1484
3-24	Western Carolina	W	19 - 2	A		A. Schnell (2-0)	• Sikes (1-1)	3:38	19 - 17 - 1	2 - 7 - 2	1053
3-27	* Wake Forest	L	2 - 8	^H		• Crownover (4-1)	• Pirro (6-1)	2:57	2 - 7 - 3	8 - 7 - 0	3750
3-28	* Wake Forest	L	3 - 7	H		• Koerner (3-3)	• Craig (1-1)	2:42	3 - 8 - 1	7 - 14 - 2	4386
3-29	* Wake Forest	W	6 - 2	H		• Erwin (2-3)	• Johnstone (1-2)	2:29	6 - 9 - 1	2 - 7 - 3	4098
3-31	Furman	W	5 - 4	^H		Vetzel (1-0)	Warford (3-1)	3:19	5 - 8 - 2	4 - 8 - 1	3735
4 - 1	Presbyterian College	L	4 - 5	^H		Campbell (0-2)	Deal (2-0)	2:55	4 - 7 - 2	5 - 10 - 1	3966
4 - 3	* North Carolina	W	5 - 2	^H		• Crownover (5-1)	• Gallen (1-2)	2:56	5 - 9 - 1	2 - 7 - 1	4802
4 - 4	* North Carolina	W ⁽¹¹⁾	5 - 4	^H		Krall (1-1)	Thornton (1-3)	4:00	5 - 5 - 3	4 - 11 - 3	5067
4 - 5	* North Carolina	L	7 - 8	H		• Koerner (3-4)	• Moss (5-0)	3:29	7 - 10 - 0	8 - 9 - 1	4239
4 - 7	Georgia	L	2 - 3	^H		Vetzel (1-1)	Tucker (1-1)	3:24	2 - 9 - 3	3 - 7 - 1	4598
4 - 8	Charleston Southern	L ⁽¹⁰⁾	3 - 4	H		Bostic (0-2)	Hubbard (3-0)	3:10	3 - 8 - 3	4 - 13 - 1	3312
4-10	* Boston College	W	15 - 6	A		• Crownover (6-1)	• King (0-2)	3:15	15 - 16 - 0	6 - 10 - 2	337
4-11	* Boston College	L	7 - 8	A		Vetzel (1-2)	Dunn (4-2)	3:05	7 - 12 - 1	8 - 13 - 2	1203
4-12	* Boston College	W	6 - 3	A		• Koerner (4-4)	• Murphy (0-2)	3:09	6 - 8 - 1	3 - 9 - 3	654
4-14	Western Carolina	W	14 - 2	^H		• Long (1-0)	• Nail (2-3)	2:59	14 - 11 - 2	2 - 3 - 3	3637
4-15	Gardner-Webb	W	7 - 5	^H		• Schmidt (1-1)	• Je. Walker (1-3)	2:15	7 - 10 - 2	5 - 6 - 2	3197
4-18	* Duke ⁽¹⁾	W	6 - 2	H		• Crownover (7-1)	• Haviland (1-1)	3:03	6 - 9 - 1	2 - 6 - 1	-----
4-18	* Duke ⁽²⁾	W	8 - 1	H		• Erwin (3-3)	• Istler (3-3)	2:49	8 - 10 - 1	1 - 5 - 1	5531
4-21	Georgia	L	0 - 7	^A		• Koerner (4-5)	• Walsh (4-1)	2:44	0 - 2 - 2	7 - 10 - 2	2490
4-24	* Georgia Tech	L	2 - 4	^A		Vetzel (1-3)	Ryan (6-1)	2:51	2 - 5 - 1	4 - 8 - 1	1825
4-25	* Georgia Tech	W	11 - 3	A		• Erwin (4-3)	• Pitts (0-5)	3:13	11 - 13 - 1	3 - 8 - 0	1257
4-26	* Georgia Tech	L ⁽¹⁰⁾	4 - 5	A		Schmidt (1-2)	Ryan (7-1)	2:45	4 - 10 - 1	5 - 9 - 0	1791
5 - 2	* Louisville (4-3-4)	W	9 - 1	H		• Crownover (8-1)	• Funkhouser (6-3)	2:43	9 - 10 - 1	1 - 7 - 1	4394
5 - 3	* Louisville (4-3-4)	L	3 - 5	^H		• Erwin (4-4)	Leland (4-0)	3:19	3 - 7 - 0	5 - 14 - 0	4447
5 - 4	* Louisville (4-4-3)	L	5 - 9	^H		Schmidt (1-3)	Henzman (4-1)	3:40	5 - 13 - 3	9 - 12 - 0	3968
5 - 5	Wofford	L	9 - 17	^A		Krall (1-2)	Leftwich (6-2)	4:13	9 - 11 - 2	17 - 19 - 2	1187
5 - 6	College of Charleston (19-20-18)	W	6 - 3	^H		• Schmidt (2-3)	Bauer (3-3)	2:49	6 - 12 - 0	3 - 10 - 0	3712
5 - 8	Georgia Southern	W	13 - 5	^H		• Crownover (9-1)	• Challenger (5-2)	2:56	13 - 16 - 2	5 - 7 - 0	3765
5 - 9	Georgia Southern	W	5 - 4	^H		• Erwin (5-4)	Frederick (2-1)	2:33	5 - 11 - 4	4 - 5 - 3	4866
5-10	Georgia Southern	L	4 - 7	H		Krall (1-3)	Richman (7-1)	3:37	4 - 7 - 3	7 - 8 - 0	3689
5-12	Furman	W	23 - 15	^A2		Krall (2-3)	Warford (4-3)	4:42	23 - 22 - 6	15 - 13 - 1	2879
5-14	* Florida State (9-8-8)	W	4 - 1	^A		• Crownover (10-1)	• Biegalski (5-4)	3:00	4 - 8 - 2	1 - 5 - 2	4082
5-15	* Florida State (9-8-8)	W	7 - 0	^A		• Erwin (6-4)	• Compton (3-3)	2:49	7 - 12 - 0	0 - 4 - 3	4492
5-16	* Florida State (9-8-8)	W	9 - 6	A		• Long (2-0)	• Carlton (3-5)	3:26	9 - 12 - 0	6 - 11 - 2	4541
5-20	+ Florida State (17-10-14)	L	1 - 3	N3		• Crownover (10-2)	• Biegalski (6-4)	2:34	1 - 6 - 0	3 - 3 - 2	3155
5-21	+ Louisville (3-5-4)	W	7 - 2	N3		• Erwin (7-4)	• Funkhouser (7-5)	2:54	7 - 10 - 2	2 - 7 - 2	2858
5-22	+ North Carolina	L	3 - 6	N3		• Long (2-1)	• Bukauskas (5-3)	3:13	3 - 9 - 4	6 - 5 - 1	3630
5-29	\$ Arizona State (19-18-20)	L	4 - 7	N4		• Crownover (10-3)	• Kellogg (9-2)	2:53	4 - 9 - 0	7 - 7 - 0	1478
5-30	\$ Pepperdine	L	8 - 10	N4		Krall (2-4)	Gamboa (6-2)	3:32	8 - 12 - 3	10 - 16 - 2	1298

* - ACC regular-season game; + - ACC Tournament; \$ - NCAA Regional; ^ - night game; • - decision came in a starting role; N1 - Augusta, Ga.; N2,A2 - Greenville, S.C. (Fluor Field); N3 - Durham, N.C.; N4 - Fullerton, Calif.; Note: Pitchers in ALL CAPS denotes a complete game; **bold** denotes a Clemson home game; rankings by Baseball America, Collegiate Baseball, USA Today; official home attendance (28 dates): 119,023 (4,251 per date).



CALTE SCHMIDT EARNED THE WIN IN CLEMSON'S 7-5 VICTORY OVER GARDNER-WEBB ON APRIL 15.

2015 ACC REGULAR-SEASON STATS

#	Player	Avg	GP-GS	AB	R	H	2B	3B	HR	RBI	TB	Slg%	BB	HP	SO	GDP	OB%	SF	SH	SB-SBA
26	Reed Rohlman	.373	29-29	118	22	44	11	0	2	29	61	.517	8	1	15	3	.414	1	0	2-3
25	Chris Okey	.313	29-29	115	23	36	10	0	5	24	61	.530	12	3	24	4	.392	0	1	2-2
9	Steven Duggar	.287	29-29	108	29	31	4	0	4	19	47	.435	29	0	25	1	.429	3	0	4-6
5	Chase Pinder	.282	25-25	85	7	24	6	0	2	17	36	.424	10	5	12	3	.390	0	1	1-2
6	Andrew Cox	.273	26-23	77	10	21	1	0	0	5	22	.286	8	0	15	1	.337	1	3	2-3
3	Tyler Krieger	.264	29-29	110	18	29	6	0	1	13	38	.345	24	3	20	2	.406	1	3	5-6
4	Eli White	.264	29-29	110	21	29	2	2	3	14	44	.400	14	5	28	3	.369	1	3	4-7
8	Weston Wilson	.236	26-24	89	13	21	5	1	2	12	34	.382	11	1	22	4	.324	1	2	1-2
18	Tyler Slaton	.195	29-29	113	18	22	4	1	1	5	31	.274	12	3	16	3	.289	0	3	2-2
----- Others -----																				
13	Drew Wharton	.500	10-1	12	2	6	1	0	0	4	7	.583	0	0	3	0	.500	0	0	1-1
12	Robert Jolly	.333	8-3	15	4	5	0	0	0	1	5	.333	3	0	2	1	.444	0	1	0-0
15	Glenn Batson	.270	15-10	37	6	10	4	0	1	8	17	.459	1	5	8	2	.364	1	0	1-1
35	Mike Triller	.143	7-0	7	0	1	0	0	0	0	1	.143	0	0	4	0	.143	0	0	0-0
11	Adam Renwick	.100	13-1	10	1	1	0	0	0	0	1	.100	0	1	5	0	.182	0	0	0-0
1	Maleeek Gibson	.000	2-0	2	0	0	0	0	0	0	0	.000	0	0	1	0	.000	0	0	0-0
CLEMSON		.278	29-29	1008	174	280	54	4	21	151	405	.402	132	27	200	27	.373	9	17	25-35
OPPONENTS		.261	29-29	1025	140	268	48	4	24	126	396	.386	98	21	222	16	.336	7	15	23-32

LOB - Team (236), Opp (237). **DPS turned** - Team (21), Opp (34). **CI** - Team (0), Opp (1). **IBB** - Team (5), Krieger 4, Okey 1, Opp (3).

#	Player	ERA	W-L	APP	GS	CG	SHO/CBO	SV	IP	H	R	*ER	BB	SO	AB	O/BA	WP	HBP	BK
44	Matthew Crownover	1.03	7-1	10	10	0	0/1	0	70.0	44	13	8	28	61	250	.176	2	2	0
33	Zack Erwin	3.36	4-3	10	10	0	0/1	0	64.1	71	28	24	11	51	252	.282	1	3	2
19	Brody Koerner	9.26	2-3	8	7	0	0/0	0	34.0	59	37	35	13	35	155	.381	9	7	0
----- Others -----																			
39	Jake Long	1.89	1-0	5	2	0	0/0	0	19.0	12	5	4	8	10	65	.185	2	0	0
20	Drew Moyer	2.08	1-0	5	0	0	0/1	1	4.1	3	1	1	3	6	15	.200	0	0	0
36	Pat Krall	2.38	1-1	10	0	0	0/0	2	11.1	9	5	3	4	10	44	.205	0	0	0
41	Taylor Vetzal	2.77	0-2	10	0	0	0/1	2	13.0	10	6	4	3	15	50	.200	2	3	2
32	Clate Schmidt	4.20	0-3	8	0	0	0/0	0	15.0	15	7	7	9	11	56	.268	3	1	0
21	Kevin Pohle	5.40	0-0	5	0	0	0/0	0	8.1	6	5	5	3	3	30	.200	0	1	0
37	Alex Bostic	7.20	0-0	7	0	0	0/0	0	5.0	7	6	4	4	3	23	.304	1	1	0
42	Clay Bates	9.00	0-0	2	0	0	0/0	0	2.0	1	2	2	0	1	6	.167	0	1	0
30	Hunter Van Horn	9.00	0-0	3	0	0	0/0	0	2.0	2	2	2	2	0	8	.250	1	0	0
23	Charlie Barnes	10.80	0-0	2	0	0	0/0	0	1.2	4	2	2	1	0	9	.444	0	1	0
17	Paul Campbell	12.00	0-0	5	0	0	0/0	1	9.0	17	12	12	4	15	44	.386	0	0	0
47	Alex Schnell	18.00	0-0	3	0	0	0/0	0	4.0	8	9	8	5	1	18	.444	0	1	0
CLEMSON		4.11	16-13	29	29	0	2/2	6	263.0	268	140	120	98	222	1025	.261	21	21	4
OPPONENTS		4.96	13-16	29	29	0	0/0	5	261.1	280	174	144	132	200	1008	.278	20	27	5

PB - Team (0), Opp (7). **Pickoffs** - Team (4), Crownover 2, Koerner 1, Long 1, Opp (5). **IBB** - Team (3), Crownover 1, Moyer 1, Schmidt 1, Opp (5). * - Clemson had one team unearned run

Note: **Bold** denotes returning player.

CAREER STATS OF 2016 PLAYERS

#	Player	Avg	GP-GS	AB	R	H	2B	3B	HR	RBI	TB	Slg%	BB	HP	SO	GDP	OB%	SF	SH	SB-SBA
26	Reed Rohlman	.356	61-59	236	43	84	17	0	3	58	110	.466	23	1	35	5	.412	2	0	3-5
12	Robert Jolly	.351	25-12	57	12	20	3	0	0	8	23	.404	7	0	6	1	.422	0	2	0-0
25	Chris Okey	.282	122-122	461	77	130	25	2	16	98	207	.449	49	6	82	16	.351	11	3	6-8
13	Drew Wharton	.281	23-5	32	4	9	2	0	0	8	11	.344	2	0	9	2	.297	3	1	1-1
4	Eli White	.277	89-69	267	47	74	9	3	4	31	101	.378	29	8	70	4	.362	3	10	12-18
5	Chase Pinder	.256	46-46	160	18	41	8	1	3	26	60	.375	21	6	22	5	.360	2	2	2-3
35	Mike Triller	.250	59-12	72	10	18	3	0	0	8	21	.292	6	0	23	1	.304	1	2	4-5
8	Weston Wilson	.246	112-101	349	45	86	14	1	7	49	123	.352	36	3	76	8	.321	1	8	10-15
6	Andrew Cox	.221	87-59	213	30	47	7	0	0	11	54	.254	18	4	51	6	.290	3	3	6-10
15	Glenn Batson	.219	32-19	73	8	16	6	0	1	14	25	.342	2	5	22	3	.277	3	1	1-1
1	Maleeek Gibson	.214	50-26	117	20	25	3	0	0	16	28	.239	5	2	23	1	.256	1	2	8-9
11	Adam Renwick	.200	25-2	20	3	4	1	0	0	1	5	.250	1	1	9	0	.273	0	0	0-0

#	Player	ERA	W-L	APP	GS	CG	SHO/CBO	SV	IP	H	R	ER	BB	SO	AB	O/BA	WP	HBP	BK
20	Drew Moyer	3.10	6-1	38	0	0	0/2	4	49.1	50	22	17	27	47	187	.267	5	2	0
23	Charlie Barnes	3.38	1-2	12	2	0	0/0	0	24.0	26	15	9	8	23	98	.265	3	2	0
36	Pat Krall	4.03	2-4	27	0	0	0/0	3	38.0	32	22	17	11	38	140	.229	0	1	0
43	Patrick Andrews	4.25	3-4	49	1	0	0/3	2	72.0	67	42	34	27	54	272	.246	7	6	1
32	Clate Schmidt	4.51	10-14	54	25	0	0/2	0	173.2	202	105	87	77	110	688	.294	20	23	2
30	Hunter Van Horn	6.14	0-0	10	0	0	0/0	0	7.1	7	5	5	6	7	28	.250	3	0	0
17	Paul Campbell	7.40	0-2	13	1	0	0/0	1	20.2	27	18	17	9	24	89	.303	2	1	1
47	Alex Schnell	8.41	2-0	11	0	0	0/0	1	20.1	21	21	19	15	14	81	.259	0	6	0
37	Alex Bostic	11.02	0-3	23	1	0	0/0	0	16.1	23	25	20	18	14	70	.329	4	1	0
22	Wales Toney	12.46	0-0	4	0	0	0/0	0	4.1	6	6	6	5	6	20	.300	1	2	0

Note: Only includes stats of players while at Clemson.



2015 POSTSEASON STATS

ACC TOURNAMENT

#	Player	Avg	GP-GS	AB	R	H	2B	3B	HR	RBI	TB	Sig%	BB	HP	SO	GDP	OB%	SF	SH	SB-SBA
26	Reed Rohlman	.500	3-3	12	2	6	0	0	0	2	6	.500	0	0	1	0	.500	0	0	0-0
3	Tyler Krieger	.400	3-3	10	3	4	0	0	0	2	4	.400	1	1	3	0	.500	0	0	1-1
9	Steven Duggar	.286	3-3	14	2	4	1	0	0	1	5	.357	0	0	6	0	.267	1	0	0-0
12	Robert Jolly	.250	3-3	12	0	3	0	0	0	1	3	.250	0	0	2	0	.250	0	0	0-0
25	Chris Okey	.222	3-3	9	1	2	1	0	0	1	3	.333	2	1	2	0	.417	0	0	0-0
8	Weston Wilson	.182	3-3	11	0	2	1	0	0	3	3	.273	1	0	5	1	.250	0	0	0-0
18	Tyler Slaton	.182	3-3	11	1	2	1	0	0	0	3	.273	1	0	2	0	.250	0	0	0-0
4	Eli White	.154	3-3	13	1	2	0	0	0	0	2	.154	1	0	4	0	.214	0	1	1-1
6	Andrew Cox	.000	3-3	8	1	0	0	0	0	0	0	.000	2	0	2	0	.200	0	0	0-0
----- Others -----																				
15	Glenn Batson	.000	1-0	2	0	0	0	0	0	0	0	.000	0	0	1	1	.000	0	0	0-0
	CLEMSON	.245	3-3	102	11	25	4	0	0	10	29	.284	8	2	28	2	.310	1	1	2-2
	OPPONENTS	.163	3-3	92	11	15	3	1	1	9	23	.250	12	2	30	1	.274	0	1	5-6

LOB - Team (25), Opp (21). DPs turned - Team (1), Opp (2).

#	Player	ERA	W-L	APP	GS	CG	SHO/CBO	SV	IP	H	R	*ER	BB	SO	AB	O/BA	WP	HBP	BK
23	Charlie Barnes	0.00	0-0	1	0	0	0/0	0	3.1	2	1	0	1	4	13	.154	0	0	0
33	Zack Erwin	1.13	1-0	1	1	0	0/0	0	8.0	6	1	1	0	11	31	.194	0	1	0
44	Matthew Crownover	3.86	0-1	1	1	0	0/0	0	7.0	3	3	3	3	8	24	.125	1	0	0
39	Jake Long	4.91	0-1	1	1	0	0/0	0	3.2	2	5	2	5	5	13	.154	0	0	0
----- Others -----																			
36	Pat Krall	0.00	0-0	2	0	0	0/0	0	2.0	1	1	0	0	2	8	.125	0	0	0
41	Taylor Vetzal	0.00	0-0	1	0	0	0/0	0	1.0	0	0	0	1	0	2	.000	0	1	0
32	Clate Schmidt	0.00	0-0	1	0	0	0/0	0	0.0	1	0	0	2	0	1	1.000	0	0	0
	CLEMSON	2.16	1-2	3	3	0	0/0	0	25.0	15	11	6	12	30	102	.163	1	2	0
	OPPONENTS	3.12	2-1	3	3	0	0/0	2	26.0	25	11	9	8	28	92	.245	2	2	0

Pickoffs - Team (1), Okey 1. * - Clemson had no team unearned runs

Note: **Bold** denotes returning player.

NCAA TOURNAMENT

#	Player	Avg	GP-GS	AB	R	H	2B	3B	HR	RBI	TB	Sig%	BB	HP	SO	GDP	OB%	SF	SH	SB-SBA
9	Steven Duggar	.500	2-2	8	2	4	0	0	0	0	4	.500	2	0	3	0	.600	0	0	0-1
4	Eli White	.444	2-2	9	1	4	1	0	0	2	5	.556	1	0	1	0	.500	0	0	1-1
12	Robert Jolly	.429	2-2	7	1	3	0	0	0	1	3	.429	1	0	0	0	.500	0	1	0-0
6	Andrew Cox	.375	2-2	8	1	3	0	0	0	2	3	.375	0	0	3	0	.375	0	0	0-1
18	Tyler Slaton	.286	2-2	7	1	2	0	1	0	2	4	.571	1	0	2	0	.375	0	0	1-1
3	Tyler Krieger	.250	2-2	8	2	2	1	0	0	2	3	.375	1	0	4	0	.333	0	1	1-1
8	Weston Wilson	.250	2-2	8	2	2	1	0	0	0	3	.375	1	0	1	0	.333	0	0	0-0
25	Chris Okey	.143	2-2	7	2	1	0	0	0	2	1	.143	2	0	2	0	.333	0	0	0-0
26	Reed Rohlman	.000	2-2	9	0	0	0	0	0	1	0	.000	0	0	2	0	.000	0	0	0-0
	CLEMSON	.296	2-2	71	12	21	3	1	0	12	26	.366	9	0	18	0	.375	0	2	3-5
	OPPONENTS	.324	2-2	71	17	23	4	1	4	15	41	.577	7	0	12	0	.375	2	2	2-2

LOB - Team (16), Opp (14).

#	Player	ERA	W-L	APP	GS	CG	SHO/CBO	SV	IP	H	R	*ER	BB	SO	AB	O/BA	WP	HBP	BK
44	Matthew Crownover	5.14	0-1	1	1	0	0/0	0	7.0	5	4	4	1	9	26	.192	0	0	0
33	Zack Erwin	10.13	0-0	1	1	0	0/0	0	5.1	8	7	6	3	2	22	.364	0	0	0
----- Others -----																			
17	Paul Campbell	0.00	0-0	1	0	0	0/0	0	1.0	1	0	0	1	0	4	.250	0	0	1
23	Charlie Barnes	0.00	0-0	1	0	0	0/0	0	0.2	2	0	0	0	0	4	.500	0	0	0
39	Jake Long	0.00	0-0	1	0	0	0/0	0	0.2	2	0	0	0	1	4	.500	0	0	0
21	Kevin Pohle	0.00	0-0	1	0	0	0/0	0	0.2	1	0	0	0	0	3	.333	0	0	0
36	Pat Krall	20.25	0-1	1	0	0	0/0	0	1.1	3	3	3	1	0	6	.500	0	0	0
41	Taylor Vetzal	81.00	0-0	1	0	0	0/0	0	0.1	1	3	3	1	0	2	.500	1	0	0
	CLEMSON	8.47	0-2	2	2	0	0/0	0	17.0	23	17	16	7	12	71	.324	1	0	1
	OPPONENTS	6.00	2-0	2	2	0	0/0	1	18.0	21	12	12	9	18	71	.296	2	0	0

Pickoffs - Team (0), Opp (1). * - Clemson had no team unearned runs

Note: **Bold** denotes returning player.



2015 SUPERLATIVES

TEAM

At-Bats	49	vs. Furman, 5-12
Runs	23	vs. Furman, 5-12
Runs in Inning	8	vs. Western Carolina, 3-24 (5th)
Hits	8	vs. Furman, 5-12 (7th)
Batting Average	.222	vs. Furman, 5-12
RBIs	20	vs. Furman, 5-12
Doubles	6	vs. Boston College, 4-10
Triples	3	vs. Maine, 2-21 ⁽²⁾
Home Runs	3	vs. many (4)
Extra Base Hits	8	vs. Virginia Tech, 3-21
Total Bases	34	vs. Virginia Tech, 3-21
Slugging Percentage	.750	vs. Georgia Southern, 5-8
Walks By Clemson Hitters	15	vs. Furman, 5-12
Runners Left on Base	17	vs. Furman, 5-12
Sacrifice Bunts	3	vs. Charleston Southern*, 4-8
Sacrifice Flies	4	vs. Western Carolina, 4-14
Hit-By-Pitch	3	vs. Louisville, 5-2
Stolen Bases	5	vs. Maine, 2-20
Stolen Base Attempts	5	vs. Maine, 2-20
Putouts	42	vs. Virginia Tech*, 3-20
Assists	17	vs. Maine^, 2-21 ⁽¹⁾
Double Plays Turned	4	vs. Virginia Tech, 3-22
Errors	6	vs. Charleston Southern*, 4-8
Scoring Margin	+17	vs. North Carolina^, 4-4
Longest Game	4:42	vs. Furman, 5-12
Shortest Game	2:14	vs. Furman, 5-12
Innings Pitched	14.0	vs. Notre Dame, 3-14 ⁽¹⁾
Strikeouts By Clemson Pitchers	13	vs. Maine^, 2-21 ⁽¹⁾
		vs. many (3), many times (4)

INDIVIDUAL

At-Bats	6	by many (6), many times (11)
Runs	4	by many (3)
Hits	4	by many (3), many times (5)
RBIs	5	by Chris Okey vs. Furman, 5-12
Doubles	3	by Reed Rohlman vs. Florida State, 5-16
Triples	1	by many (7), many times (13)
Home Runs	2	by many (3), many times (4)
Extra Base Hits	3	by Eli White vs. Georgia Tech, 4-25
Total Bases	3	by Reed Rohlman vs. Florida State, 5-16
Walks By Clemson Hitters	11	by Eli White vs. Georgia Tech, 4-25
Sacrifice Bunts	3	by many (4), many times (9)
Sacrifice Flies	1	by many (10), many times (31)
Hit-By-Pitch	2	by Steven Duggar vs. Maine^, 2-21 ⁽¹⁾
Stolen Bases	2	by many (4)
Stolen Base Attempts	2	by Tyler Krieger vs. Furman, 3-31
Putouts	2	by Weston Wilson vs. Furman, 3-31
Assists	2	by many (4)
Errors	16	by Andrew Cox vs. Maine^, 2-21 ⁽¹⁾
Innings Pitched	9	by Chase Pinder vs. Virginia Tech, 3-22
Strikeouts By Clemson Pitchers	2	by many (4), many times (7)
	9.0	by Brody Koerner vs. South Carolina, 3-2
	9.0	by Zack Erwin vs. North Carolina^, 4-4
	11	by Zack Erwin vs. many (3)

* - 10-inning game; ^ - 14-inning game; ° - 12-inning game; § - 11-inning game; Note: **Bold** denotes a Clemson home game.

2015 HOME RUNS

#	Player ^(#)	Opponent (Date)	Inn.	Outs	H	A	L/R
1.	Rohlman ⁽¹⁾	Wofford (2-25)	3	1	1	R	
2.	Wilson ⁽¹⁾	Wofford (2-25)	7	1	2	R	
3.	Okey ⁽¹⁾	South Carolina (2-27)	3	0	3	R	
4.	Wilson ⁽²⁾	South Carolina (2-27)	3	0	1	R	
5.	Wilson ⁽³⁾	South Carolina (2-27)	7	1	3	R	
6.	Okey ⁽²⁾	Winthrop (3-3)	2	1	1	L	
7.	Wilson ⁽⁴⁾	* NC State (3-7)	4	0	2	L	
8.	Rohlman ⁽²⁾	* NC State (3-8)	4	0	1	R	
9.	Pinder ⁽¹⁾	* Notre Dame (3-14) ⁽¹⁾	6	2	2	R	
10.	Okey ⁽³⁾	* Virginia Tech (3-20)	10	2	4	L	
11.	Batson ⁽¹⁾	* Virginia Tech (3-21)	2	2	2	R	
12.	Pinder ⁽²⁾	* Virginia Tech (3-21)	4	2	2	L	
13.	Slaton ⁽¹⁾	* Wake Forest (3-28)	1	0	1	R	
14.	Duggar ⁽¹⁾	* Wake Forest (3-28)	8	0	1	R	
15.	White ⁽¹⁾	* Wake Forest (3-29)	6	1	3	R	
16.	Okey ⁽⁴⁾	Furman (3-31)	4	0	3	R	
17.	Okey ⁽⁵⁾	* North Carolina (4-5)	1	2	3	R	
18.	Pinder ⁽³⁾	Georgia (4-7)	2	2	1	R	
19.	Okey ⁽⁶⁾	* Boston College (4-10)	7	1	2	R	
20.	Okey ⁽⁷⁾	* Boston College (4-11)	4	1	1	R	
21.	Duggar ⁽²⁾	* Boston College (4-11)	6	0	1	R	
22.	Okey ⁽⁸⁾	* Boston College (4-11)	6	1	2	R	
23.	White ⁽²⁾	* Georgia Tech (4-25)	3	1	2	R	
24.	Krieger ⁽¹⁾	* Georgia Tech (4-25)	3	2	1	R	
25.	White ⁽³⁾	* Georgia Tech (4-25)	5	1	1	R	
26.	Wilson ⁽⁵⁾	* Georgia Tech (4-26)	5	0	1	R	
27.	Duggar ⁽³⁾	* Georgia Tech (4-26)	5	2	1	R	
28.	Okey ⁽⁹⁾	Georgia Southern (5-8)	2	0	2	L	
29.	White ⁽⁴⁾	Georgia Southern (5-8)	3	0	1	L	
30.	Duggar ⁽⁴⁾	Georgia Southern (5-8)	3	0	1	L	
31.	Okey ⁽¹⁰⁾	Georgia Southern (5-9)	8	0	1	R	
32.	Okey ⁽¹¹⁾	Furman (5-12)	3	2	3	R	
33.	Okey ⁽¹²⁾	Furman (5-12)	6	0	1	R	
34.	Rohlman ⁽³⁾	* Florida State (5-15)	2	0	1	R	
35.	Duggar ⁽⁵⁾	* Florida State (5-15)	7	0	1	R	

* - ACC regular-season game; ^ - pitcher throws; H - 1...solo, 2...2-run, 3...3-run, 4...grand slam; Note: **Bold** denotes a Clemson home game.



ELI WHITE HIT TWO OF HIS FOUR HOME RUNS ON THE SEASON AT GEORGIA TECH ON APRIL 25.

2015 INDIVIDUAL GAME-BY-GAME BATTING STATS

Date	Opponent	BATSON AB-R-H-RBI	COX AB-R-H-RBI	DUGGAR AB-R-H-RBI	JOLLY AB-R-H-RBI	KRIEGER AB-R-H-RBI	OKEY AB-R-H-RBI	PINDER AB-R-H-RBI	RENWICK AB-R-H-RBI	ROHLMAN AB-R-H-RBI	SLATON AB-R-H-RBI	TRILLER AB-R-H-RBI	WHARTON AB-R-H-RBI	WHITE AB-R-H-RBI	WILSON AB-R-H-RBI
2-13	West Virginia	-----	*4-0-0-0	*2-0-1-0	-----	*4-0-1-0	*4-0-0-0	*4-0-0-0	-----	1-0-1-0	*3-0-1-0	*3-0-0-0	-----	*3-0-0-0	*4-0-1-0
2-14	West Virginia	-----	*4-0-1-0	*2-0-1-1	-----	*3-1-2-0	*4-0-0-0	*3-0-1-1	0-0-0-0	2-0-0-0	*4-2-1-0	-----	*1-0-0-0	*3-1-1-0	*4-0-1-0
2-15	West Virginia	1-0-0-0	*3-0-0-0	*4-0-1-0	-----	*3-0-3-0	*4-1-1-0	*4-0-0-0	-----	*3-0-1-1	*4-0-1-0	-----	-----	*3-0-1-0	*4-0-2-0
2-20	% Maine	2-0-0-0	*3-1-1-0	*4-0-1-2	1-1-1-0	*3-0-2-2	*3-0-0-0	*4-1-1-0	1-1-1-0	*5-1-3-3	*1-2-0-0	0-1-0-0	1-0-0-0	*5-2-3-2	*3-0-1-1
2-21	% Maine ⁽¹⁾	-----	*6-1-2-0	*3-0-1-2	-----	*6-0-1-1	*4-0-0-0	*5-1-1-0	-----	*4-0-0-0	*3-2-1-1	1-0-0-0	1-0-0-0	*6-1-3-0	*5-0-1-0
2-21	% Maine ⁽²⁾	1-0-0-0	*3-2-2-1	*3-1-0-0	1-0-0-1	*3-1-1-0	*4-2-2-0	*4-1-3-0	0-0-0-0	*3-0-1-1	*4-1-2-1	-----	0-0-0-0	*3-1-1-2	*4-1-1-1
2-25	Wofford	-----	*4-0-0-0	*5-0-1-2	-----	*4-2-2-3	*4-1-2-1	*3-0-1-0	0-0-0-0	*4-4-4-1	*3-3-1-0	-----	-----	*4-0-0-0	*4-1-2-3
2-27	South Carolina	-----	*4-0-1-0	*3-3-1-0	-----	*4-3-3-1	*4-2-2-4	*4-0-2-2	-----	*5-0-0-0	*4-1-0-0	-----	-----	*3-0-1-0	*4-2-2-4
2-28	# South Carolina	-----	*4-0-1-0	*4-0-1-0	-----	*3-0-2-1	*4-0-0-0	*3-0-0-0	-----	*3-1-1-0	*5-0-1-0	-----	-----	*4-0-1-0	*4-0-0-0
3- 2	South Carolina	-----	*3-0-1-0	*5-1-2-1	-----	*5-2-2-0	*4-0-1-2	*4-1-1-0	-----	*5-2-3-1	*3-1-0-0	-----	-----	*4-0-1-1	*5-0-0-0
3- 3	Winthrop	*3-0-0-0	*3-1-1-0	*4-0-1-1	1-0-1-0	*5-1-1-0	*3-1-1-1	*4-0-2-1	0-0-0-0	*3-1-2-0	*4-0-0-0	-----	-----	*3-0-2-1	-----
3- 6	* NC State	-----	*4-0-1-0	*4-1-1-1	-----	*3-1-0-0	*3-1-1-0	*3-0-2-1	-----	*5-0-0-0	*4-1-0-0	-----	-----	*3-1-1-0	*3-1-0-0
3- 7	* NC State	-----	*4-0-2-0	*4-1-0-0	-----	*3-0-2-0	*5-1-2-1	*2-0-0-0	-----	*4-0-2-0	*5-0-0-0	-----	-----	*4-0-0-0	*4-1-1-2
3- 8	* NC State	2-0-1-3	*2-0-0-0	*4-0-1-0	1-1-1-1	*4-0-1-0	*2-0-1-0	*2-0-0-0	2-1-1-0	*3-1-2-1	*2-1-0-0	1-0-0-0	1-1-1-0	*3-0-1-0	*4-1-1-0
3-11	# Michigan State	1-0-0-0	*3-0-1-0	*4-0-0-1	-----	*5-1-4-2	*3-0-0-1	*4-0-0-0	-----	*4-0-1-1	*2-4-1-0	-----	-----	*4-1-1-0	*4-0-1-0
3-14	* Notre Dame ⁽¹⁾	-----	*2-0-0-0	*3-2-2-0	-----	*3-1-2-1	*4-0-1-1	*3-1-1-2	0-0-0-0	*4-0-2-2	*3-1-0-0	-----	-----	*3-0-0-0	*4-1-1-0
3-14	* Notre Dame ⁽²⁾	-----	*3-0-0-0	*5-1-2-2	-----	*4-1-1-0	*4-1-2-0	*4-0-1-1	-----	*4-1-2-1	*4-1-0-0	-----	-----	*4-1-2-0	*3-0-0-1
3-15	* Notre Dame	*1-0-0-0	1-0-1-0	*2-0-0-1	-----	*4-0-1-0	*2-0-0-0	*3-0-0-0	-----	*4-0-1-0	*4-1-1-0	-----	-----	*4-0-1-0	*4-0-3-0
3-17	Coastal Carolina	-----	*4-1-2-0	*4-0-1-0	-----	*5-0-1-0	*3-1-1-0	*4-2-2-1	-----	*5-0-1-1	*4-0-1-2	-----	-----	*3-1-1-1	*4-0-0-0
3-20	* Virginia Tech	0-0-0-0	*2-0-1-0	*3-1-0-0	-----	*5-0-1-0	*5-1-2-4	*3-0-2-0	0-0-0-0	*4-1-0-0	*4-1-0-0	1-0-0-0	-----	*2-0-0-0	*4-0-0-0
3-21	* Virginia Tech	*4-1-2-3	-----	*5-1-2-0	1-0-0-0	*4-2-2-0	*4-2-2-2	*5-2-2-3	1-0-0-0	*4-3-3-4	*6-1-1-0	2-0-1-0	1-0-1-0	*4-1-2-0	*5-2-3-2
3-22	* Virginia Tech	*4-0-0-0	-----	*4-1-1-1	-----	*5-0-2-0	*6-1-1-1	*6-0-0-0	-----	*5-0-1-0	*5-1-1-0	-----	0-0-0-0	*6-0-0-0	*5-0-1-0
3-24	Western Carolina	2-0-1-1	-----	*5-3-2-2	1-0-0-0	*4-2-1-1	*6-2-3-3	*2-2-0-0	2-0-1-1	*3-1-1-2	*4-3-1-2	1-1-1-0	*5-2-2-2	*3-1-3-2	*3-2-1-0
3-27	* Wake Forest	-----	1-0-0-0	*5-0-2-0	-----	*3-1-0-0	*4-0-1-1	*3-0-1-1	-----	*4-1-1-0	*3-0-1-0	1-0-0-0	*3-0-0-0	*3-0-1-0	*3-0-0-0
3-28	* Wake Forest	-----	*3-0-0-0	*4-1-1-1	-----	*3-0-1-0	*4-0-0-0	*3-1-2-0	-----	*4-0-1-0	*5-1-3-2	-----	1-0-0-0	*3-0-0-0	*4-0-0-0
3-29	* Wake Forest	-----	*3-1-2-2	*4-0-1-0	-----	*4-0-0-0	*4-1-1-0	*3-2-1-0	0-0-0-0	*4-0-1-0	*5-0-0-0	0-0-0-0	-----	*4-1-2-3	*3-1-1-1
3-31	Furman	-----	*4-0-0-0	*5-0-1-0	-----	*4-1-4-1	*4-1-1-3	*4-0-0-1	-----	*4-1-0-0	*3-2-1-0	-----	-----	*4-0-0-0	*3-0-1-0
4- 1	Presbyterian College	-----	*4-1-1-0	*3-1-2-1	-----	*4-0-0-0	*3-1-1-2	*3-0-0-0	-----	*3-1-1-0	*5-0-0-0	-----	-----	*3-0-2-1	*3-0-0-0
4- 3	* North Carolina	-----	*4-0-1-0	*4-1-1-0	-----	*2-2-1-0	*4-0-2-1	*3-0-1-2	1-0-0-0	*4-2-1-1	*4-0-0-0	-----	-----	*4-0-2-0	*3-0-0-0
4- 4	* North Carolina	-----	*4-0-0-0	*4-1-0-0	-----	*4-2-1-1	*4-0-0-0	-----	*4-0-0-0	*3-1-3-0	*5-1-1-0	-----	-----	*5-0-0-1	*4-0-0-0
4- 5	* North Carolina	-----	*3-1-2-0	*3-1-1-0	-----	*4-0-0-0	*4-1-1-3	*3-0-1-0	-----	*4-2-2-0	*5-0-1-1	-----	-----	*4-1-1-2	*4-1-1-0
4- 7	Georgia	*2-0-0-0	*4-0-0-0	*2-0-0-0	1-0-1-1	*3-0-0-0	*4-1-2-0	*4-1-2-1	-----	*4-0-1-0	*5-0-1-0	-----	-----	*4-0-2-0	1-0-0-0
4- 8	Charleston Southern	*2-0-0-0	1-0-0-0	*3-1-0-0	-----	*4-0-2-1	*5-0-3-0	-----	*4-1-1-0	*5-0-1-2	0-0-0-0	*2-0-0-0	*3-0-1-0	*4-1-0-0	2-0-0-0
4-10	* Boston College	1-1-1-0	*3-0-1-0	*4-0-0-0	1-1-0-0	*5-1-1-1	*4-2-3-4	*4-0-2-2	1-0-0-0	*3-3-2-3	*3-3-3-0	2-0-0-0	2-1-2-4	*4-3-1-0	*4-0-0-0
4-11	* Boston College	*4-2-2-0	*3-1-1-0	*3-1-2-2	-----	*2-0-1-1	*5-2-2-3	*4-0-0-0	-----	*5-1-1-0	*4-0-1-0	-----	-----	*2-0-2-1	-----
4-12	* Boston College	*2-1-0-0	*3-1-1-0	*4-1-0-0	1-0-0-0	*3-0-0-1	*5-1-3-0	*5-0-0-1	-----	*4-1-2-2	*4-0-1-0	-----	-----	*5-1-1-0	0-0-0-0
4-14	Western Carolina	*4-0-2-2	*2-1-0-1	*4-1-1-0	1-0-0-0	*3-2-1-2	*4-3-3-2	*1-2-0-1	2-0-0-0	*2-3-2-0	*2-1-1-4	1-0-0-0	1-0-0-1	*4-1-1-0	1-0-0-0
4-15	Gardner-Webb	*3-0-1-1	*3-1-0-0	*3-1-1-2	1-0-0-0	*4-2-2-1	*4-0-1-0	*3-0-1-1	0-0-0-0	*2-1-2-2	*3-1-1-0	1-0-0-0	1-0-0-0	*4-1-1-0	0-0-0-0
4-18	* Duke ⁽¹⁾	*3-0-2-0	*4-0-0-0	*4-2-1-0	-----	*4-1-1-2	*4-1-3-1	*3-0-1-2	-----	*4-1-1-0	*3-0-0-0	-----	-----	*3-1-0-1	-----
4-18	* Duke ⁽²⁾	*4-0-0-0	*3-0-0-0	*4-2-2-3	-----	*4-1-2-1	*3-2-1-1	*3-1-2-0	1-0-0-0	*4-0-1-1	*3-1-1-1	0-0-0-0	1-0-1-0	*4-1-0-0	0-0-0-0
4-21	Georgia	*2-0-0-0	*2-0-0-0	*4-0-1-0	-----	*4-0-0-0	*3-0-0-0	*3-0-0-0	-----	*2-0-0-0	*3-0-0-0	-----	1-0-0-0	*4-0-1-0	0-0-0-0
4-24	* Georgia Tech	*2-1-1-1	*3-0-1-1	*2-0-0-0	-----	*4-0-1-0	*2-1-0-0	*3-0-0-0	-----	*4-0-0-0	*2-0-1-0	-----	-----	*4-0-1-0	-----
4-25	* Georgia Tech	-----	*5-2-2-1	*4-0-1-4	1-1-1-0	*4-1-2-1	*3-1-1-0	*3-0-1-0	0-0-0-0	*4-0-1-0	*3-1-1-0	-----	1-0-0-0	*4-4-3-4	*3-1-0-0
4-26	* Georgia Tech	-----	*4-0-1-0	*4-2-3-1	-----	*4-0-0-0	*4-1-1-0	*4-0-1-0	-----	*5-0-2-1	*4-0-0-0	-----	-----	*5-0-0-0	*4-1-2-2
5- 2	* Louisville	-----	*3-1-0-0	*5-2-2-1	-----	*4-2-1-0	*3-2-0-0	*3-0-1-2	0-0-0-0	*4-1-2-2	*4-0-0-0	-----	-----	*3-1-1-0	*4-0-3-3
5- 3	* Louisville	*4-0-1-1	-----	*4-1-1-0	-----	*5-0-1-0	*5-0-1-0	*3-0-1-0	-----	*5-0-1-2	*2-1-0-0	-----	-----	*3-0-0-0	*2-1-1-0
5- 4	* Louisville	*4-0-0-0	1-0-0-0	*2-1-1-0	-----	*4-1-1-1	*5-0-1-0	*4-0-1-0	-----	*5-0-2-2	*5-0-3-0	-----	-----	*5-2-3-1	*4-1-1-1
5- 5	Wofford	-----	*4-1-1-0	*3-2-2-1	1-0-0-0	*3-0-2-2	*4-1-1-1	*5-0-0-0	0-0-0-0	*5-1-2-3	*4-1-3-1	1-0-0-0	1-0-0-0	*3-2-0-0	*3-1-0-0
5- 6	College of Charleston	*3-0-0-1	-----	*5-1-2-2	*3-1-1-0	*4-0-0-1	*3-1-2-0	-----	-----	*4-0-1-1	*4-1-2-1	-----	-----	*4-2-3-0	*4-0-1-0
5- 8	Georgia Southern	*2-0-0-0	2-1-0-0	*3-2-2-2	*3-2-2-3	*4-1-2-1	*4-1-1-2	-----	1-0-0-0	*4-1-2-2	*4-1-1-1	-----	0-0-0-0	*3-2-2-2	*5-2-4-0
5- 9	Georgia Southern	0-0-0-0	*2-0-1-0	*4-1-2-0	-----	*4-1-1-0	*3-2-3-2	-----	-----	*4-0-1-1	*4-1-2-1	-----	*4-0-0-0	*4-0-1-0	*4-0-0-0
5-10	Georgia Southern	*2-0-0-0	1-0-0-0	*3-2-1-0	*4-1-1-0	*4-0-1-1	*3-0-0-1	-----	-----	*4-0-0-0	*4-0-2-1	-----	-----	*2-1-0-0	*4-0-2-1
5-12	# Furman	4-2-2-1	*3-1-1-0	*3-3-1-3	*5-2-2-0	*6-2-4-3	*6-3-3-5	-----	0-0-0-0	*4-1-2-4	*5-3-2-1	-----	1-0-0-1	*6-3-2-1	*5-3-3-1
5-14	* Florida State	-----	*3-1-1-0	*4-0-1-1	-----	*4-0-0-0	*4-0-2-1	-----	-----	*4-2-2-0	*4-0-0-0	-----	-----	*4-1-1-0	*4-0-1-0
5-15	* Florida State	1-0-0-0	*3-1-2-0	*4-3-2-1	*3-0-1-0	*5-1-3-2	*4-0-0-0	-----	0-0-0-0	*3-1-2-3	*4-1-1-0	-----	2-0-1-0	*4-0-0-0	*4-0-0-0
5-16	* Florida State	1-0-0-0	*3-1-1-1	*2-2-0-0	*4-1-2-0	*3-0-0-1	*5-1-1-0	-----	0-0-0-0	*4-0-3-4	*4-1-1-1	-----	0-0-0-0	*4-2-3-1	*3-1-1-0
5-20	+ Florida State	2-0-0-0	*2-0-0-0	*5-1-2-0	*4-0-1-0	*3-0-0-0	*3-0-0-1	-----	-----	*4-0-2-0	*3-0-1-0	-----	-----	*4-0-0-0	*3-0-0-0
5-21	+ Louisville	-----	*3-1-0-0	*4-1-2-1	*4-0-2-1	*3-2-2-1	*3-1-1-0	-----	-----	*4-1-1-2	*4-1-1-0	-----	-----	*4-0-0-0	*4-0-1-2
5-22	+ North Carolina	-----	*3-0-0-0	*5-0-0-0	*4-0-0-0	*4-1-2-1	*3-0-1-0	-----	-----	*4-1-3-0	*4-0-0-0	-----	-----	*5-1-2-0	*4-0-1-1
5-29	\$ Arizona State	-----	*4-0-2-2	*5-0-3-0	*2-0-0-0	*4-0-0-0	*2-1-0-0	-----	-----	*4-0-0-0	*3-1-0-0	-----	-----	*4-0-2-2	*4-2-2-0
5-30	\$ Pepperdine	-----	*4-1-1-0	*3-2-1-0	*5-1-3-1	*4-2-2-2	*5-1-1-2	-----	-----	*5-0-0-1	*4-0-2-2	-----	-----	*5-1-2-0	*4-0-0-0

* - ACC regular-season game; % - Augusta, Ga.; # - Greenville, S.C. (Fluor Field); + - ACC Tournament at Durham, N.C.; \$ - NCAA Regional at Fullerton, Calif.; • - start; Note: **Bold** denotes a Clemson home game.



TYLER SLATON WENT 3-FOR-5 WITH TWO RBIs AGAINST WAKE FOREST ON MARCH 28.

CAREER INDIVIDUAL GAME-BY-GAME PITCHING STATS

#43 PATRICK ANDREWS, RHP

2012 • FR.

Date	Opponent	IP	H	R	ER	BB	SO	Dec
2-25	Maine	1.0	0	0	0	1	3	
3- 3	South Carolina	2.1	3	2	2	0	2	
3- 7	Holy Cross	1.0	1	0	0	0	2	
3-10	*North Carolina	1.1	0	0	0	1	0	
3-11	*North Carolina	1.0	1	2	2	2	0	
3-20	Elon	2.0	3	1	1	1	3	
3-24	*Virginia	^1.0	0	0	0	0	0	
3-27	Georgia	1.1	0	0	0	0	2	
3-28	Presbyterian College	^0.1	0	0	0	0	1	
3-31	*Miami (Fla.)	^2.0	1	0	0	0	1	S
4- 4	Western Carolina	1.0	3	4	0	1	1	L
4- 7	*Duke	^2.2	3	1	1	0	1	S
4-11	Georgia	0.2	2	2	2	2	2	L
4-14	*NC State	^1.2	0	0	0	0	2	
4-17	Charleston Southern	^0.2	1	0	0	0	0	W
4-24	Coastal Carolina	1.1	2	4	4	1	2	L
5- 6	College of Charleston	0.0	2	3	3	1	0	
5-14	*Florida State ⁽²⁾	^6.2	6	3	3	5	2	
5-19	*Wake Forest	0.0	1	0	0	0	0	
5-25	+Florida State	^1.1	0	0	0	0	1	W

2013 • SO.

Date	Opponent	IP	H	R	ER	BB	SO	Dec
2-16	William & Mary	^3.0	5	4	4	1	3	L
2-23	Wright State ⁽²⁾	1.1	0	0	0	2	0	
3- 6	Wofford	3.0	2	1	0	1	0	
3-17	*Virginia	0.2	1	0	0	0	1	
3-23	*Duke ⁽²⁾	^1.0	0	0	0	0	0	
3-26	Georgia	^2.0	2	0	0	0	0	
4- 6	*Boston College	^2.0	1	0	0	0	0	
4- 9	Western Carolina	1.1	0	0	0	0	2	W
4-10	Presbyterian College	2.0	1	1	1	0	1	
4-12	*Wake Forest	1.0	0	0	0	0	0	
4-13	*Wake Forest	1.0	1	0	0	0	1	
4-20	*Miami (Fla.)	^1.0	0	0	0	1	0	
4-26	*Georgia Tech ⁽²⁾	3.2	2	1	1	1	3	
5- 6	*Maryland ⁽¹⁾	2.0	3	1	1	0	2	
5- 8	*Furman ⁽¹⁾	1.0	2	2	0	0	0	
5-11	Georgia Southern	1.0	0	0	0	0	0	
5-14	USC Upstate	1.0	0	0	0	0	0	
5-16	*Florida State	0.2	0	0	0	1	1	
5-18	*Florida State	1.1	3	2	2	0	0	
5-22	+NC State	^1.2	0	0	0	1	0	
5-24	+North Carolina	2.0	4	0	0	1	5	
5-31	\$ Liberty	1.0	2	3	3	1	2	
6- 2	\$ Liberty	^3.0	1	0	0	0	4	

2014 • JR.

Date	Opponent	IP	H	R	ER	BB	SO	Dec
2-21	Maine	0.1	2	1	1	0	1	
2-23	Maine	1.0	0	0	0	1	0	
2-25	Presbyterian College	1.0	0	0	0	0	1	
2-28	South Carolina	1.2	3	1	1	0	0	
3- 4	Western Carolina	1.0	1	0	0	0	2	
3- 7	*Virginia Tech	0.0	2	3	2	1	0	

#23 CHARLIE BARNES, LHP

2015 • FR.

Date	Opponent	IP	H	R	ER	BB	SO	Dec
2-15	West Virginia	0.0	1	3	0	1	0	
2-25	Wofford	3.1	0	0	0	0	2	W
3- 3	Winthrop	^3.0	6	2	2	1	2	L
3-11	# Michigan State	^4.1	6	4	4	2	5	L
3-21	*Virginia Tech	1.0	3	2	2	1	0	
4-14	Western Carolina	2.0	1	1	1	0	3	
5- 3	*Louisville	^0.2	1	0	0	0	0	
5- 5	Wofford	0.1	0	0	0	0	1	
5- 6	College of Charleston	1.0	2	0	0	0	1	
5-12	Furman	4.1	2	2	0	2	5	
5-22	+North Carolina	3.1	2	1	0	1	4	
5-30	\$ Pepperdine	0.2	2	0	0	0	0	

#42 CLAY BATES, RHP

2012 • *FR.

Date	Opponent	IP	H	R	ER	BB	SO	Dec
2-18	UAB ⁽¹⁾	^1.0	1	0	0	1	0	
2-25	Maine	^1.0	3	1	1	0	0	
3-21	# Elon	0.1	1	0	0	0	0	
3-27	Georgia	^1.0	2	1	1	0	1	
4- 4	Western Carolina	0.2	4	3	3	0	0	
4-11	Georgia	1.2	0	0	0	0	2	

5- 6	College of Charleston	^2.0	0	0	0	0	0	
5- 8	Tennessee Tech	0.2	2	2	2	0	0	
5-14	*Florida State ⁽¹⁾	0.1	0	0	0	1	0	

2013 • *SO.

Date	Opponent	IP	H	R	ER	BB	SO	Dec
2-15	William & Mary	1.1	2	0	0	0	0	W
2-23	Wright State ⁽²⁾	^1.0	2	0	0	0	1	
3- 1	South Carolina	0.2	1	2	0	1	0	
3-10	*NC State	0.2	1	2	2	1	1	
3-15	*Virginia	0.0	0	0	0	1	0	
3-19	Morehead State	2.0	1	2	2	2	1	
4-24	Western Carolina	0.1	0	0	0	0	0	
5- 4	*Maryland	^1.0	0	0	0	1	0	
5- 8	*Furman ⁽¹⁾	^2.0	1	0	0	0	1	
5-10	Georgia Southern	^1.0	1	0	0	0	0	

2014 • *JR.

Date	Opponent	IP	H	R	ER	BB	SO	Dec
2-14	Eastern Michigan	2.1	1	0	0	0	2	
2-16	Eastern Michigan	1.1	2	0	0	0	0	
2-23	Maine	1.0	0	0	0	0	3	
2-25	Presbyterian College	1.0	0	0	0	0	1	
2-28	South Carolina	0.2	2	2	2	0	1	L
3- 4	Western Carolina	1.0	1	0	0	0	1	
3- 7	*Virginia Tech	0.1	2	1	1	0	0	
3- 9	*Virginia Tech	1.0	0	0	0	2	1	
3-15	*Wake Forest ⁽²⁾	1.2	0	0	0	0	2	
3-19	Georgia Southern	1.0	0	0	0	0	2	
3-21	*Florida State	1.0	2	2	2	2	1	
4- 1	Furman	1.0	0	0	0	0	0	
4- 6	*NC State	^2.0	5	6	5	1	0	
4- 8	Georgia	2.0	1	1	1	2	1	
4-11	*Virginia	^1.0	0	0	0	1	0	
4-13	*Virginia	^0.1	0	0	0	0	0	
4-15	Coastal Carolina	^2.0	2	1	0	2	4	S
4-20	Pittsburgh	0.2	3	2	2	1	1	
4-25	*Miami (Fla.)	^2.0	3	2	1	1	1	
4-27	*Miami (Fla.)	1.0	1	0	0	2	0	
5- 5	UNLV	1.0	0	0	0	1	0	
5- 7	High Point	1.0	0	0	0	0	2	
5-11	*Notre Dame	1.0	1	0	0	1	0	
5-15	*Boston College	^1.0	1	0	0	1	1	
5-17	*Boston College	1.1	0	0	0	0	1	
5-22	+Miami (Fla.)	0.1	1	0	0	0	0	
5-31	\$ Xavier	0.2	1	0	0	1	1	

2015 • *GR.

Date	Opponent	IP	H	R	ER	BB	SO	Dec
3-27	*Wake Forest	0.2	1	2	2	0	1	
4- 1	Presbyterian College	^0.1	1	0	0	0	0	
4- 5	*North Carolina	1.1	0	0	0	0	0	
4- 8	Charleston Southern	0.1	2	0	0	0	1	
5- 5	Wofford	0.1	3	4	4	1	0	
5-12	Furman	0.2	2	1	1	2	0	

#37 ALEX BOSTIC, LHP

2014 • FR.

Date	Opponent	IP	H	R	ER	BB	SO	Dec
2-22	Maine	^1.0	1	0	0	0	0	
2-28	South Carolina	0.1	0	1	1	0	1	
3- 1	# South Carolina	0.0	0	1	0	2	0	
3- 4	Western Carolina	^1.0	2	5	4	3	1	L
3-18	Georgia Southern	0.2	1	1	0	2	1	
4-20	Pittsburgh	0.1	3	5	5	2	0	
4-27	*Miami (Fla.)	0.0	1	2	2	1	0	
5-11	*Notre Dame	^1.0	1	1	1	1	0	

2015 • SO.

Date	Opponent	IP	H	R	ER	BB	SO	Dec
2-13	West Virginia	1.0	2	1	1	0	0	L
2-20	% Maine	1.0	0	0	0	0	1	
2-25	Wofford	^1.0	0	0	0	1	2	
3- 8	*NC State	0.1	2	0	0	0	0	
3-15	*Notre Dame	1.0	1	2	2	1	0	
3-17	Coastal Carolina	^0.1	0	0	0	0	1	
3-21	*Virginia Tech	0.1	0	0	0	0	1	
3-22	*Virginia Tech	0.1	0	0	0	0	0	
3-27	*Wake Forest	0.2	1	2	0	1	1	
4- 7	Georgia	^0.1	0	0	0	0	0	
4- 8	Charleston Southern	1.0	2	1	1	1	0	L
5- 2	*Louisville	^2.0	2	0	0	1	1	
5- 4	*Louisville	0.1	1	2	2	1	0	
5- 6	College of Charleston	2.1	2	1	1	1	4	
5-10	Georgia Southern	0.0	1	0	0	0	0	

#29 JACKSON CAMPANA, RHP

2013 • FR.

Date	Opponent	IP	H	R	ER	BB	SO	Dec
2-23	Wright State ⁽²⁾	2.0	1	0	0	1	0	
3- 3	South Carolina	0.1	1	1	1	2	0	
3-23	*Duke ⁽²⁾	1.0	1	1	1	2	0	
4-24	Western Carolina	^1.0	2	0	0	0	1	
5- 8	# Furman ⁽²⁾	^2.0	0	0	0	2	2	
5-11	Georgia Southern	^1.0	1	0	0	1	2	
5-25	+Miami (Fla.)	^2.0	4	2	1	0	1	
5-31	\$ Liberty	^1.0	1	0	0	0	2	

2014 • SO.

Date	Opponent	IP	H	R	ER	BB	SO	Dec
4-20	*Pittsburgh	^1.0	0	0	0	1	1	
4-27	*Miami (Fla.)	^1.0	0	0	0	0	1	
5-15	*Boston College	0.2	1	2	2	0	0	

#17 PAUL CAMPBELL, RHP

2015 • FR.

Date	Opponent	IP	H	R	ER	BB	SO	Dec
2-20	% Maine	^1.0	0	0	0	0	1	
2-28	# South Carolina	^1.2	0	0	0	0	1	
3- 6	* NC State	1.0	2	3	3	1	3	
3- 8	* NC State	1.1	2	2	2	0	2	
3-17	Coastal Carolina	^2.0	4	3	3	0	0	L
3-24	Western Carolina	^1.0	0	0	0	0	3	
3-28	* Wake Forest	3.1	5	1	1	0	4	
4- 1	Presbyterian College	1.2	1	2	1	1	2	L
4- 4	* North Carolina	0.1	1	0	0	1	0	
4-10	* Boston College	^3.0	7	6	6	2	6	S
5- 5	Wofford	2.1	3	1	1	2	1	
5-12	Furman	^1.0	1	0	0	1	1	
5-30	\$ Pepperdine	1.0	1	0	0	1	0	

CAREER INDIVIDUAL GAME-BY-GAME PITCHING STATS

2014 • SO.

Date	Opponent	IP	H	R	ER	BB	SO	Dec
2-15	Eastern Michigan	*5.0	4	2	1	0	9	W
2-22	Maine	*5.0	8	3	2	1	4	W
3- 1	# South Carolina	*2.2	6	5	1	3	3	L
3- 8	* Virginia Tech	*6.0	5	2	1	1	2	W
3-15	* Wake Forest ⁽¹⁾	*5.0	8	4	4	1	4	W
3-22	* Florida State ⁽¹⁾	*2.2	6	4	0	1	4	L
3-28	* Maryland ⁽²⁾	*9.0	4	1	1	0	9	W
4- 2	Winthrop	1.0	1	0	0	0	1	
4- 5	* NC State	*8.0	3	1	1	2	7	W
4-11	* Virginia	*7.0	5	3	2	2	4	L
4-18	* Pittsburgh	*8.0	5	2	2	2	3	
4-25	* Miami (Fla.)	*7.0	8	3	3	3	6	L
5- 3	James Madison	*7.2	4	2	2	1	9	
5- 9	* Notre Dame	*7.0	6	2	2	1	4	L
5-15	* Boston College	*7.0	6	1	0	0	5	W
5-21	+ Duke	*7.2	5	2	2	1	9	W
5-30	\$ Oregon	*3.2	10	8	8	1	7	L

2015 • JR.

Date	Opponent	IP	H	R	ER	BB	SO	Dec
2-13	West Virginia	*6.0	3	0	0	0	8	
2-20	% Maine	*7.0	5	1	0	0	7	W
2-27	South Carolina	*5.0	6	4	4	4	7	W
3- 6	* NC State	*7.0	2	1	1	3	7	W
3-14	* Notre Dame ⁽¹⁾	*8.0	3	1	0	4	6	W
3-20	* Virginia Tech	*8.1	5	0	0	0	7	
3-27	* Wake Forest	*5.2	4	3	3	4	5	L
4- 3	* North Carolina	*7.0	7	2	0	2	8	W
4-10	* Boston College	*6.0	3	0	0	4	3	W
4-18	* Duke ⁽¹⁾	*7.0	5	2	1	3	7	W
4-24	* Georgia Tech	*7.0	5	2	1	2	9	
5- 2	* Louisville	*7.0	5	1	1	3	4	W
5- 8	Georgia Southern	*7.0	6	3	3	1	8	W
5-14	* Florida State	*7.0	5	1	1	3	5	W
5-20	+ Florida State	*7.0	3	3	3	3	8	L
5-29	\$ Arizona State	*7.0	5	4	4	1	9	L

#33 ZACK ERWIN, LHP

2013 • FR.

Date	Opponent	IP	H	R	ER	BB	SO	Dec
2-23	Wright State ⁽²⁾	0.2	1	0	0	1	1	
3- 1	South Carolina	*1.0	0	0	0	0	1	
3- 3	South Carolina	*0.2	0	0	0	0	2	
3-10	* NC State	0.1	0	0	0	0	0	
3-13	Charleston Southern	1.2	2	1	0	0	1	
3-15	* Virginia	0.2	1	0	0	0	1	
3-16	* Virginia	*5.0	1	1	1	1	3	W
3-20	Morehead State	*1.0	0	0	0	1	0	S
3-23	* Duke ⁽¹⁾	*4.1	3	0	0	1	3	W
3-27	Georgia	2.2	2	2	2	2	4	
3-31	* North Carolina ^N	*6.0	6	4	3	2	1	
4- 5	* Boston College	*1.2	0	0	0	0	2	S
4- 9	Western Carolina	4.1	4	4	3	2	2	
4-14	* Wake Forest	1.0	1	0	0	1	0	
4-21	* Miami (Fla.)	2.1	0	0	0	1	0	
4-24	Western Carolina	*5.0	4	1	1	1	4	W
4-27	* Georgia Tech	0.2	2	2	2	0	0	
5- 6	* Maryland ⁽¹⁾	*6.0	5	1	1	1	0	W
5-12	Georgia Southern	*5.0	6	3	3	3	1	W
5-18	* Florida State	*2.0	6	3	3	1	1	L
5-24	+ North Carolina	*5.1	5	2	2	2	3	
5-31	\$ Liberty	*2.2	4	3	2	0	2	L

2014 • SO.

Date	Opponent	IP	H	R	ER	BB	SO	Dec
2-15	Eastern Michigan	*4.0	3	1	0	0	4	S
2-21	Maine	*1.2	2	0	0	0	0	S
2-25	Presbyterian College	*1.1	2	2	2	2	0	
2-28	South Carolina	0.0	0	0	0	1	0	
3- 1	# South Carolina	5.1	3	2	2	2	7	
3- 4	Western Carolina	0.1	2	3	3	1	0	
3- 7	* Virginia Tech	0.2	0	0	0	0	0	
3-12	Appalachian State	*7.2	4	1	1	0	7	W
3-15	* Wake Forest ⁽²⁾	1.0	1	0	0	0	1	
3-18	Georgia Southern	*2.2	5	7	7	4	1	L
3-22	* Florida State ⁽²⁾	0.1	2	2	2	0	0	
3-25	Georgia	*1.2	0	0	0	0	2	
4- 1	Furman	6.0	2	0	0	1	5	W
4- 6	* NC State	*6.2	7	3	3	1	7	L
4-12	* Virginia	0.1	0	0	0	1	0	
4-13	* Virginia	2.2	0	0	0	1	2	
4-15	Coastal Carolina	3.1	2	4	1	4	2	
4-20	* Pittsburgh	0.2	0	0	0	1	0	
4-23	Western Carolina	*7.0	4	3	3	2	13	W
4-27	* Miami (Fla.)	2.0	4	2	2	0	2	

5- 2	James Madison	*9.0	6	0	0	0	4	W
5-11	* Notre Dame	*1.2	4	4	4	0	0	L
5-13	# Furman	2.2	1	0	0	2	1	
5-17	* Boston College	3.2	3	2	1	3	3	
5-22	+ Miami (Fla.)	0.0	0	0	0	1	0	
5-30	\$ Oregon	0.1	2	3	3	1	1	

2015 • JR.

Date	Opponent	IP	H	R	ER	BB	SO	Dec
2-14	West Virginia	*6.0	4	1	1	1	5	W
2-21	% Maine ⁽¹⁾	*7.2	5	4	0	0	5	
2-28	# South Carolina	*6.1	7	4	3	0	5	L
3- 7	* NC State	*1.0	5	6	6	2	1	L
3-11	# Michigan State	1.0	2	2	0	0	2	
3-15	* Notre Dame	*7.0	9	3	1	2	5	L
3-22	* Virginia Tech	*7.1	8	3	3	1	4	
3-29	* Wake Forest	*8.0	7	2	1	1	7	W
4- 4	* North Carolina	*9.0	9	2	1	0	11	
4-11	* Boston College	*3.2	7	4	4	0	0	
4-18	* Duke ⁽²⁾	*8.2	5	1	1	2	9	W
4-25	* Georgia Tech	*7.0	7	3	3	1	7	W
5- 3	* Louisville	*6.2	11	4	4	2	4	L
5- 9	Georgia Southern	*8.0	5	4	1	1	11	W
5-15	* Florida State	*6.0	3	0	0	0	3	W
5-21	+ Louisville	*8.0	6	1	1	0	11	W
5-30	\$ Pepperdine	*5.1	8	7	6	3	2	

#19 BRODY KOERNER, RHP

2013 • FR.

Date	Opponent	IP	H	R	ER	BB	SO	Dec
2-16	William & Mary	1.1	2	3	2	4	1	
2-27	Winthrop	2.2	2	1	0	1	4	
3- 6	Wofford	*1.0	1	0	0	0	1	
3-20	Morehead State	*4.0	4	2	1	3	3	
3-27	Georgia	*4.0	3	2	2	1	3	L
4-10	Presbyterian College	*5.2	6	3	1	2	3	
4-24	Western Carolina	2.0	2	0	0	2	4	
4-27	* Georgia Tech	0.1	0	3	2	2	1	
5- 8	# Furman ⁽¹⁾	*6.0	1	0	0	6	7	W
5-14	USC Upstate	*2.1	3	6	5	1	1	

2014 • SO.

Date	Opponent	IP	H	R	ER	BB	SO	Dec
3- 4	Western Carolina	0.2	0	0	0	1	1	
3- 8	* Virginia Tech	1.0	0	0	0	0	1	
3-19	Georgia Southern	*2.1	4	4	4	5	5	
4- 8	Georgia	*1.1	1	3	3	4	2	L
5-30	\$ Oregon	1.0	5	4	4	0	0	

2015 • JR.

Date	Opponent	IP	H	R	ER	BB	SO	Dec
2-15	West Virginia	*4.0	3	1	1	3	8	L
2-21	% Maine ⁽²⁾	*8.0	8	2	2	0	3	W
3- 2	South Carolina	*9.0	4	0	0	3	7	W
3- 8	* NC State	*1.2	6	7	7	1	1	L
3-11	# Michigan State	1.0	1	1	1	0	0	
3-14	* Notre Dame ⁽²⁾	*3.1	8	4	4	3	3	
3-21	* Virginia Tech	*5.0	9	4	4	1	6	W
3-28	* Wake Forest	*3.2	9	6	5	1	2	L
4- 5	* North Carolina	*5.0	7	5	5	0	6	L
4-12	* Boston College	*7.2	8	3	2	2	9	W
4-21	Georgia	*2.0	5	4	1	1	2	L
4-26	* Georgia Tech	*5.0	5	3	3	4	6	
5- 5	Wofford	*0.2	7	7	7	1	1	
5- 8	Georgia Southern	1.0	1	2	2	0	3	
5-10	Georgia Southern	*2.1	1	3	3	1	4	
5-16	* Florida State	2.2	7	5	5	1	2	

#36 PAT KRALL, LHP

2015 • SO.

Date	Opponent	IP	H	R	ER	BB	SO	Dec
2-15	West Virginia	0.2	1	1	1	0	1	
2-21	% Maine ⁽²⁾	*1.0	1	0	0	0	1	
3- 3	* Winthrop	1.0	0	0	0	0	2	
3- 8	* NC State	0.2	1	0	0	0	1	
3-14	* Notre Dame ⁽²⁾	3.1	2	2	0	1	3	L
3-17	Coastal Carolina	4.2	3	2	0	2	4	
3-21	* Virginia Tech	0.2	2	2	2	1	0	
3-24	Western Carolina	2.0	2	0	0	0	1	
3-31	Furman	0.0	0	0	0	1	0	
4- 1	Presbyterian College	2.0	2	0	0	0	1	
4- 4	* North Carolina	*0.1	0	0	0	1	1	W
4- 7	Georgia	2.0	2	1	1	0	4	
4- 8	Charleston Southern	1.1	1	1	1	0	1	
4-12	* Boston College	*1.1	1	0	0	0	1	S

4-15	Gardner-Webb	*1.0	0	0	0	1	1	S
4-18	* Duke ⁽²⁾	*0.1	0	0	0	0	0	
4-21	Georgia	1.0	1	1	1	0	2	
4-24	* Georgia Tech	*0.2	1	0	0	1	0	
5- 3	* Louisville	1.2	2	1	1	0	1	
5- 5	Wofford	3.2	5	5	5	1	5	L
5-10	Georgia Southern	1.2	1	2	2	1	1	L
5-12	Furman	1.1	0	0	0	0	2	W
5-14	* Florida State	*2.0	0	0	0	0	3	S
5-16	* Florida State	*0.1	0	0	0	0	0	
5-21	+ Louisville	*1.0	1	1	0	0	0	
5-22	+ North Carolina	*1.0	0	0	0	0	2	
5-30	\$ Pepperdine	1.1	3	3	3	1	0	L

#39 JAKE LONG, RHP

2014 • *JR.

Date	Opponent	IP	H	R	ER	BB	SO	Dec
2-16	Eastern Michigan	*2.2	5	4	4	1	2	
2-23	Maine	*6.0	6	2	2	0	3	W
3- 2	South Carolina	*6.1	5	1	1	1	4	
3- 9	*Virginia Tech	*3.0	4	3	3	4	2	
3-15	* Wake Forest ⁽²⁾	*5.1	3	4	3	3	4	W
3-19	Georgia Southern	0.2	0	0	0	0	2	
3-22	*Florida State ⁽²⁾	*6.0	3	1	1	5	5	
4- 1	Furman	*1.0	0	1	0	3	1	
4-13	*Virginia	*5.0	4	1	1	2	4	L
4-20	*Pittsburgh	*4.2	3	6	6	6	5	L
4-23	Western Carolina	1.0	0	0	0	1	1	
4-27	*Miami (Fla.)	*3.1	7	4	3	1	4	L
5- 5	UNLV	*7.0	6	2	2	3	2	W
5-11	*Notre Dame	2.0	4	4	4	1	1	
5-17	*Boston College	*1.0	4	3	3	1	0	
5-30	*Oregon	*1.0	1	0	0	0	2	

CAREER INDIVIDUAL GAME-BY-GAME PITCHING STATS

5- 3	James Madison	0.0	1	1	1	2	0	
5- 5	UNLV	^1.0	0	0	0	0	1	S
5- 7	High Point	1.0	0	0	0	0	0	1
5-11	* Notre Dame	1.1	0	0	0	0	1	1
5-13	# Furman	1.1	0	0	0	0	0	1 W
5-16	* Boston College	^2.0	2	0	0	0	0	1
5-17	* Boston College	1.1	4	3	3	0	2	
5-21	+ Duke	1.0	0	1	1	2	0	
5-22	+ Miami (Fla.)	^0.1	0	0	0	0	0	W
5-30	\$ Oregon	1.0	1	0	0	0	0	
5-31	\$ Xavier	0.1	2	3	1	0	0	

2015 • SO.

Date	Opponent	IP	H	R	ER	BB	SO	Dec
2-14	West Virginia	^1.0	3	1	1	0	2	S
2-21	% Maine ⁽¹⁾	3.0	1	0	0	1	4	
3- 3	Winthrop	^1.0	0	0	0	1	2	
3- 6	* NC State	^1.0	0	0	0	0	2	S
3-11	# Michigan State	^1.0	1	0	0	0	1	
3-14	* Notre Dame ⁽²⁾	^0.2	2	1	1	0	0	
3-20	* Virginia Tech	^1.2	1	0	0	2	3	W
3-22	* Virginia Tech	0.0	0	0	0	1	0	
3-29	* Wake Forest	^1.0	0	0	0	0	1	
3-31	Furman	0.0	2	0	0	0	0	

#21 KEVIN POHLE, RHP

2011 • FR.

Date	Opponent	IP	H	R	ER	BB	SO	Dec
2-19	Eastern Michigan	3.2	5	1	1	0	0	L
3- 2	Wofford	2.2	3	0	0	2	0	W
3-11	* Virginia	0.1	1	0	0	0	0	
3-13	* Virginia	0.0	0	0	0	0	0	
3-19	* Duke	3.0	4	1	1	0	2	W
3-25	* NC State	1.0	1	0	0	1	2	
3-29	Georgia	0.1	0	0	0	0	0	W
4- 1	* North Carolina	2.2	1	2	0	1	1	
4- 3	* North Carolina	1.0	0	0	0	1	0	
4-15	* Boston College	^2.0	2	0	0	2	1	
4-23	* Wake Forest	1.2	3	2	2	0	1	
4-26	Furman	1.0	1	0	0	0	1	
5- 7	Gardner-Webb ⁽²⁾	1.0	1	0	0	0	2	
5-11	East Tennessee State	^5.0	3	0	0	1	2	W
5-17	Davidson	^5.0	6	0	0	1	4	W
6- 3	\$ Sacred Heart	2.0	1	0	0	1	1	
6- 6	\$ Connecticut	^0.1	5	3	3	0	0	L

2012 • SO.

Date	Opponent	IP	H	R	ER	BB	SO	Dec
2-18	UAB ⁽²⁾	4.0	2	0	0	2	3	W
2-26	Maine	3.0	4	3	0	0	4	W
3- 4	South Carolina	^5.0	6	4	0	2	5	
3-11	* North Carolina	^6.0	6	2	2	4	2	
3-18	* Boston College	^6.2	7	1	1	0	5	W
3-25	* Virginia	^4.0	4	3	3	4	1	L
4- 1	* Miami (Fla.)	^6.0	6	1	1	1	3	
4- 8	* Duke	^7.0	4	2	2	1	4	W
4-15	* NC State	^4.1	6	6	5	4	0	L
4-21	* Maryland ⁽²⁾	^2.0	2	2	2	2	1	
4-29	* Georgia Tech	^3.2	6	4	3	3	1	
5- 6	College of Charleston	^7.0	6	0	0	1	5	W
5-14	* Florida State ⁽¹⁾	^6.0	6	3	1	1	0	W
5-19	* Wake Forest	^4.2	5	6	5	3	4	L
5-26	+ Georgia Tech	^2.0	6	4	4	0	1	L
6- 1	\$ Coastal Carolina	^5.0	4	2	2	4	1	W

2014 • *JR.

Date	Opponent	IP	H	R	ER	BB	SO	Dec
2-14	Eastern Michigan	0.1	3	3	3	0	0	
3- 4	Western Carolina	0.2	2	3	3	1	1	
3-18	Georgia Southern	^1.0	2	0	0	0	0	
3-22	* Florida State ⁽¹⁾	^4.0	8	5	5	1	1	
4- 8	Georgia	4.2	3	2	2	3	3	

2015 • *GR.

Date	Opponent	IP	H	R	ER	BB	SO	Dec
3- 8	* NC State	1.2	1	1	1	0	0	
3-21	* Virginia Tech	^1.0	0	0	0	0	1	
3-27	* Wake Forest	^2.0	1	1	1	1	1	
4- 4	* North Carolina	0.1	0	0	0	0	0	
4- 8	Charleston Southern	^0.1	0	0	0	0	0	
4-11	* Boston College	3.1	4	3	3	2	1	
4-21	Georgia	^0.2	1	1	1	3	0	
5- 5	Wofford	^0.2	1	0	0	0	0	
5- 6	College of Charleston	0.0	2	0	0	0	1	
5-29	\$ Arizona State	^0.2	1	0	0	0	0	

#32 CLATE SCHMIDT, RHP

2013 • FR.

Date	Opponent	IP	H	R	ER	BB	SO	Dec
2-16	William & Mary	^2.2	3	0	0	0	3	
2-23	Wright State ⁽²⁾	^4.0	5	0	0	1	2	W
3- 2	# South Carolina	^7.0	5	2	2	3	5	W
3- 9	* NC State	^3.2	8	2	1	2	3	
3-16	* Virginia	^4.0	8	5	5	3	1	
3-23	* Duke ⁽¹⁾	^4.2	9	4	4	1	3	
3-27	Georgia	0.2	1	0	0	0	1	
3-31	* North Carolina ^N	^2.0	5	2	2	1	0	L
4- 6	* Boston College	^7.0	6	2	2	5	2	W
4-14	* Wake Forest	^6.1	7	4	3	3	2	
4-21	* Miami (Fla.)	^3.2	8	4	4	1	0	L
4-27	* Georgia Tech	^4.0	11	7	4	1	2	L
5- 6	* Maryland ⁽²⁾	0.0	1	3	2	1	0	
5-17	* Florida State	^3.2	0	0	0	0	1	
5-25	+ Miami (Fla.)	^1.1	3	3	3	2	0	L
6- 2	\$ Liberty	1.0	2	1	1	2	0	

2014 • SO.

Date	Opponent	IP	H	R	ER	BB	SO	Dec
2-14	Eastern Michigan	^2.0	1	1	0	1	1	L
2-16	Eastern Michigan	2.1	4	2	2	0	2	
2-22	Maine	2.2	1	0	0	0	2	
2-25	Presbyterian College	4.2	1	0	0	1	1	W
3- 2	South Carolina	^2.2	5	4	4	0	5	L
3- 4	Western Carolina	1.2	4	2	1	0	3	
3- 9	* Virginia Tech	4.0	5	1	1	0	2	W
3-14	* Wake Forest	1.0	0	2	2	2	2	L
3-18	Georgia Southern	0.1	0	0	0	2	0	
3-22	* Florida State ⁽²⁾	0.0	1	1	1	1	0	L
3-25	Georgia	^6.0	4	3	2	4	4	W
4- 2	Winthrop	^5.1	4	1	1	1	4	W
4- 7	* NC State	^6.1	7	5	3	3	7	L
4-15	Coastal Carolina	^2.1	3	1	1	3	2	
4-22	Liberty	^4.2	5	4	4	4	5	L
4-27	* Miami (Fla.)	1.0	1	2	1	1	2	
5- 7	High Point	^6.0	4	0	0	3	4	W
5-13	# Furman	^4.0	5	2	1	1	1	
5-17	* Boston College	0.2	2	1	1	0	0	
5-23	+ Georgia Tech	^8.1	8	2	2	1	6	L

2015 • JR.

Date	Opponent	IP	H	R	ER	BB	SO	Dec
2-13	West Virginia	^1.0	0	0	0	0	3	
2-25	Wofford	^4.2	6	5	4	0	3	
3- 3	Winthrop	1.2	4	0	0	1	1	
3- 7	* NC State	5.2	6	2	2	2	3	
3-14	* Notre Dame ⁽¹⁾	^1.0	0	0	0	0	1	
3-14	* Notre Dame ⁽²⁾	0.1	1	0	0	2	1	
3-22	* Virginia Tech	^3.2	2	1	1	3	2	L
3-31	Furman	^6.1	4	4	3	2	1	
4- 5	* North Carolina	^0.2	0	0	0	0	1	
4- 8	Charleston Southern	^7.0	8	2	1	2	3	
4-15	Gardner-Webb	^7.0	4	1	1	1	3	W
4-21	Georgia	3.0	1	1	1	1	1	
4-25	* Georgia Tech	^2.0	1	0	0	0	2	
4-26	* Georgia Tech	^0.2	3	2	2	1	1	L
5- 4	* Louisville	1.0	2	2	2	1	0	L
5- 6	College of Charleston	^5.0	4	2	2	1	4	W
5-12	Furman	^1.1	8	10	8	1	2	
5-22	+ North Carolina	0.0	1	0	0	2	0	

#47 ALEX SCHNELL, LHP

2015 • FR.

Date	Opponent	IP	H	R	ER	BB	SO	Dec
2-14	West Virginia	2.0	0	0	0	0	1	
2-15	West Virginia	1.2	3	1	1	2	1	
2-21	% Maine ⁽¹⁾	^3.0	0	0	0	0	2	W
2-27	South Carolina	^4.0	2	0	0	1	1	S
3- 3	Winthrop	1.2	2	3	3	1	2	
3- 8	* NC State	1.1	4	4	4	2	0	
3-14	* Notre Dame ⁽²⁾	1.0	2	2	1	0	1	
3-17	Coastal Carolina	1.0	4	4	4	1	2	
3-24	Western Carolina	2.0	0	0	0	4	4	W
4- 5	* North Carolina	1.2	2	3	3	3	0	
4-15	Gardner-Webb	1.0	2	4	3	1	0	

#40 KYLE SCHNELL, RHP

2013 • SO.

Date	Opponent	IP	H	R	ER	BB	SO	Dec
2-16	William & Mary	0.2	2	0	0	0	0	
2-24	Wright State	^1.0	0	0	0	0	0	

2-27	Winthrop	3.1	0	0	0	0	0	3
3- 3	South Carolina	1.0	0	0	0	0	0	
3- 8	* NC State	^2.1	1	1	1	1	3	
3- 9	* NC State	2.2	4	0	0	0	1	W
3-13	Charleston Southern	^1.1	0	0	0	0	1	S
3-15	* Virginia	0.2	2	1	1	0	1	
3-17	* Virginia	^1.0	2	0	0	0	1	
3-23	* Duke ⁽²⁾	1.2	3	1	1	1	1	
4- 1	* North Carolina	1.2	1	1	1	0	0	
4- 3	Gardner-Webb	1.0	1	0	0	1	1	
4- 5	* Boston College	0.2	0	0	0	0	1	
4- 9	Western Carolina	0.1	3	3	0	1	0	
4-21	* Miami (Fla.)	0.0	2	2	2	0	0	
4-27	* Georgia Tech	2.1	3	0	0	2	2	
5- 4	* Maryland	2.1	2	0	0	1	2	
5- 8	# Furman ⁽²⁾	2.1	0	0	0	0	2	W
5-12	Georgia Southern	1.0	2	2	2	0	0	
5-14	USC Upstate	0.0	2	0	0	0	0	
5-16	* Florida State	0.1	3	2	2	1	1	
5-25	+ Miami (Fla.)	0.1	0	0	0	0	0	
5-31	\$ Liberty	0.2	0	0	0	1	1	
6- 1	\$ St. Louis	^3.0	2	0	0	1	1	S

2014 • JR.

Date	Opponent	IP	H	R	ER	BB	SO	Dec
2-14	Eastern Michigan	0.1	1	1	1	0	0	
3- 1	# South Carolina	^0.1	0	0	0	0	0	
3- 4	Western Carolina	0.0	0	1	1	1	0	
3-15	* Wake Forest ⁽¹⁾	0.0	1	2	2	1	0	
3-25	Georgia	0.1	2	1	1	1	0	

2015 SEASON REVIEW

The 2015 season had its ups and downs, including a series win over a top-10 South Carolina team early in the season and a series sweep at No. 8 Florida State to end the regular season. But despite making its 28th NCAA Tournament appearance in 29 seasons and 40th overall, the Tigers finished with just 32 wins and parted ways with head coach Jack Leggett after going 0-2 in the Fullerton (Calif.) Regional.

Clemson's struggles were partly attributed to its inability to win close games, mainly due to its lack of bullpen depth caused by various injuries. Nevertheless, the Tigers battled their way to a fifth-place finish, including only 0.5 games out of a tie for third place, in the overall ACC standings after amassing a 16-13 ACC record and 32-29 overall mark.

The Tigers played their best baseball against the best competition, with their 8-5 record against top-25 teams and 7-4 record against top-10 teams, including a 4-0 mark on opponents' home fields.

Three Tigers earned All-America honors, Matthew Crounover, Chris Okey and Reed Rohlman. It was the first time since 2006 that Clemson had three All-Americans on one team. Crounover and Okey were first-team All-Americans, while Rohlman, who became just the second Tiger freshman to be named an All-American, was a third-team outfielder. Crounover was the first Tiger pitcher to earn first-team All-America honors since 1996, while Okey was the first Clemson catcher to earn first-team All-America accolades since 1997.

For the second year in a row, five of the nine position players earned All-ACC honors. Crounover made it six All-ACC Tigers as a first-team starting pitcher and Okey joined Crounover on the first team. Tyler Krieger and Rohlman were on the second team, while Steven Duggar and Eli White were third-team selections.

The Tigers hit .288 with a .376 on-base percentage and averaged 6.3 runs per game. Rohlman led the team in batting average (.356) and RBIs (58), becoming the first freshman to lead Clemson in those categories since 2005 and 2000, respectively.

Krieger batted .339 with a team-high .448 on-base percentage. Okey, who was third on the team with a .315 batting average along with a team-high 12 homers and 57 RBIs, was the catcher for 534 of the team's 549 innings on defense. In May, he was named to the



ZACK ERWIN TOTALED 92 STRIKEOUTS AGAINST ONLY 16 WALKS IN 2015.

USA Collegiate National Team for the second year in a row.

The pitching staff had a 4.05 ERA and .252 opponents' batting average. It was headlined by Crounover, the ACC Pitcher-of-the-Year. The lefthander was Clemson's Friday starter all season and registered a 10-3 record with a 1.82 ERA (best by a Tiger since 1998) and .183 opponents' batting average in 109.0 innings pitched over 16 starts. He also totaled 108 strikeouts,

2015 TEAM ACCOMPLISHMENTS

- Had its 51st-consecutive winning season.
- Clemson played in its 40th all-time NCAA regional when it participated in the Fullerton Regional.
- Clemson became one of only 11 schools in the country to play in the NCAA Tournament each of the last seven seasons. The others are Arkansas, Cal State Fullerton, Florida, Florida State, Miami (Fla.), Oregon State, Rice, Texas A&M, Vanderbilt and Virginia.
- Clemson had an 8-5 record against top-25 teams and a 7-4 record against top-10 teams. Clemson was 4-0 against top-10 teams on opponents' home fields (Florida State 3, South Carolina 1).
- The Tigers swept No. 8 Florida State in three games in Tallahassee from May 14-16. It was the Seminoles' first series sweep at home since 2006 and Clemson's first three-game sweep in Tallahassee.
- Clemson set a spring semester record with a 3.04 GPA. A total of 23 players made the school's academic honor roll (3.0 GPA or higher), most in program history for a spring.
- Seven Tigers were selected in the draft, tied for 16th most in the nation.
- The Tigers averaged 4,251 fans per home date (28), the ninth-highest figure in the nation and second most in the ACC.

most by a Tiger since 1996, and was the only ACC player to total 10 wins.

Zack Erwin, Clemson's No. 2 starter all year, was 7-4 with a 3.04 ERA and 92 strikeouts against only 16 walks in 106.2 innings pitched. His 5.75 strikeout-to-walk ratio was second best in school history.

The season began with West Virginia winning two of three games at Clemson, but the Tigers responded with a five-game winning streak, including a three-game sweep against Maine at Augusta, Ga. Krieger's walkoff single in the 14th inning in the second game of the series gave Clemson a 5-4 win.

The following weekend, the Tigers faced rival South Carolina in a three-game series at three different sites. Weston Wilson hit two homers in Clemson's 11-4 win in the opener at Doug Kingsmore Stadium, then the Gamecocks responded with a 4-1 win at Fluor Field in Greenville, S.C.

2015 STARTS BY POSITION

PITCHER

# Player	GS
44 Matthew Crounover	16
33 Zack Erwin	16
19 Brody Koerner	12
39 Jake Long	7
32 Clate Schmidt	6
23 Charlie Barnes	2
17 Paul Campbell	1
41 Taylor Vetzell	1

CATCHER

# Player	GS
25 Chris Okey	61

FIRST BASE

# Player	GS
6 Andrew Cox	50
15 Glenn Batson	8
13 Drew Wharton	3

SECOND BASE

# Player	GS
5 Chase Pinder	35
3 Tyler Krieger	24
11 Adam Renwick	2

SHORTSTOP

# Player	GS
4 Eli White	61

THIRD BASE

# Player	GS
8 Weston Wilson	50
15 Glenn Batson	11

LEFT FIELD

# Player	GS
26 Reed Rohlman	58
13 Drew Wharton	2
35 Mike Triller	1

CENTER FIELD

# Player	GS
18 Tyler Slaton	60
9 Steven Duggar	1

RIGHT FIELD

# Player	GS
9 Steven Duggar	60
35 Mike Triller	1

DESIGNATED HITTER


# Player	GS
3 Tyler Krieger	37
12 Robert Jolly	12
5 Chase Pinder	11
26 Reed Rohlman	1

Note: Bold denotes returning player; 61.6 percent of the starts return in 2016.



TYLER KRIEGER BATTED .339 WITH A TEAM-HIGH .448 ON-BASE PERCENTAGE IN 2015.

2015 SEASON REVIEW



BRODY KOERNER TOSSED A FOUR-HIT SHUTOUT IN CLEMSON'S 7-0 VICTORY AT SOUTH CAROLINA ON MARCH 2.

Two days later, Brody Koerner pitched a four-hit shutout in the Tigers' 7-0 victory in Columbia to give Clemson its first series win over the Gamecocks since 2010. Koerner, who won the Bob Bradley Award as Clemson's MVP of the series, was the biggest reason South Carolina did not score a run in a home game for the first time since the 1998 season. He also be-

came the first Tiger to pitch a shutout in Columbia since 1968.

The Tigers opened ACC play during the first full weekend of March at NC State and fell twice in three games. Crownover allowed just one run on two hits in 7.0 innings pitched in the opener to lead Clemson to a 6-4 win.

Notre Dame came to town and won two of three games the next weekend despite another strong outing by Crownover in Clemson's series-opening victory.

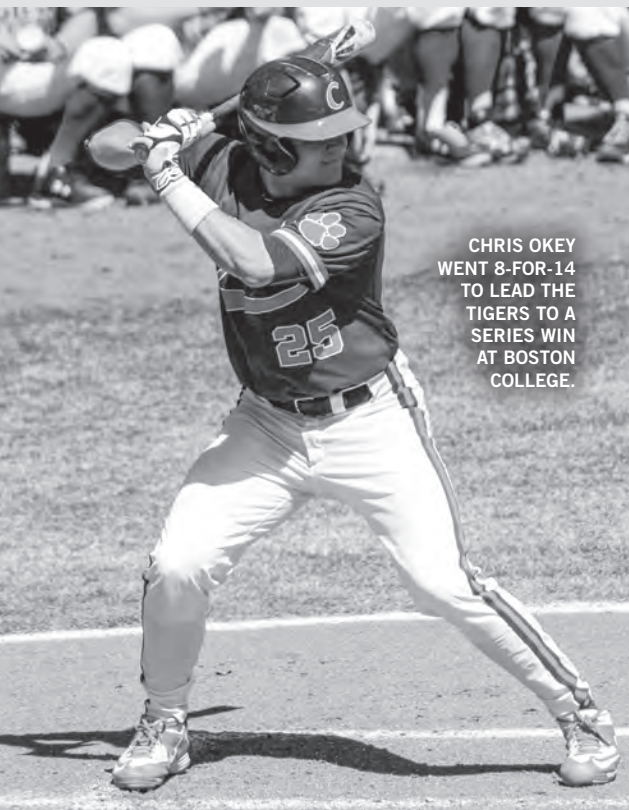
Clemson got back on track at Virginia Tech by winning two of three games. In the opener, Okey broke a scoreless tie in the 10th inning with a grand slam in the Tigers' 4-0 victory. Four days later, Clemson exploded for 19 runs in its 19-2 win at Western Carolina.

After Wake Forest won two of three games at Clemson, Chase Pinder's walkoff hit-by-pitch lifted the Tigers to a 5-4 win against Furman. But around Clemson's series win at home over North Carolina, the Tigers suffered a string of five of their losses by one run.

A series at Boston College got the Tigers back on track. Clemson won two of three games, highlighted by Okey's big series. The sophomore was 8-for-14 with three homers, a double and seven RBIs in the series and earned ACC Player-of-the-Week honors.

The series finale in Chestnut Hill started Clemson's five-game winning streak, capped by a rain-shortened, two-game sweep of Duke at Doug Kingsmore Stadium.

The Tigers suffered six losses in their next eight games, including two narrow losses at Georgia Tech. Crownover led the Tigers to a 9-1 win over No. 3 Louisville at home in the first meeting between the two since 1972. But the Cardinals responded with wins in the final two games of the series.



CHRIS OKEY WENT 8-FOR-14 TO LEAD THE TIGERS TO A SERIES WIN AT BOSTON COLLEGE.

2015 INDIVIDUAL HONORS

#44 MATTHEW CROWNOVER • LHP • JR.

- Sixth-round draft pick of the Washington Nationals
- Golden Spikes Award Semifinalist
- National Pitcher-of-the-Year Award Semifinalist
- First-team All-American by College Sports Madness
- First-team All-American by Collegiate Baseball
- First-team All-American by Perfect Game
- Second-team All-American by NCBWA
- Third-team All-American by ABCA
- Third-team All-American by Baseball America
- Third-team All-American by D1Baseball
- ACC Pitcher-of-the-Year
- ACC Pitcher-of-the-Year by College Sports Madness
- First-team All-Atlantic Region by ABCA
- First-Team All-ACC selection
- First-team All-ACC by College Sports Madness
- All-ACC Academic team member
- Stowe Award winner (team most valuable pitcher)
- Dedication Award winner (team strength training)
- ACC Pitcher-of-the-Week (3-23)
- ACC Co-Pitcher-of-the-Week (5-4)

#9 STEVEN DUGGAR • OF • JR.

- Sixth-round draft pick of the San Francisco Giants
- Third-Team All-ACC selection
- All-ACC Academic team member
- Fullerton (Calif.) Regional All-Tournament selection

#33 ZACK ERWIN • LHP • JR.

- Fourth-round draft pick of the Chicago White Sox

#19 BRODY KOERNER • RHP • JR.

- 17th-round draft pick of the New York Yankees
- Bob Bradley Award winner (team MVP of the three-game series against South Carolina)

#3 TYLER KRIEGER • INF • JR.

- Fourth-round draft pick of the Cleveland Indians
- Second-Team All-ACC selection
- Tiger Baseball Award winner (leadership)

#25 CHRIS OKEY • C • SO.

- Johnny Bench Award semifinalist
- First-team All-American by NCBWA
- First-team All-American by Perfect Game
- Second-team All-American by Collegiate Baseball
- Third-team All-American by Baseball America
- Second-team All-Atlantic Region by ABCA
- First-Team All-ACC selection
- Second-team All-ACC by College Sports Madness
- Mitchell Award winner (team MVP)
- USA Collegiate National Team invitee
- ACC Player-of-the-Week (4-13)

#5 CHASE PINDER • INF/OF • FR.

- All-ACC Academic team member

#26 REED ROHLMAN • OF • *FR.

- Third-team All-American by College Sports Madness
- First-team freshman All-American by Baseball America
- First-team freshman All-American by D1Baseball
- First-team freshman All-American by NCBWA
- First-team freshman All-American by Perfect Game
- Freshman All-American by Collegiate Baseball
- Second-team All-Atlantic Region by ABCA
- First-team All-ACC by College Sports Madness
- Second-Team All-ACC selection
- ACC Co-Player-of-the-Week (5-18)

#32 CLATE SCHMIDT • RHP • JR.

- 32nd-round draft pick of the Boston Red Sox

#4 ELI WHITE • INF • SO.

- 37th-round draft pick of the Pittsburgh Pirates
- Brooks Wallace Shortstop-of-the-Year Award Watch List
- Third-Team All-ACC selection
- All-ACC Academic team member
- Fullerton (Calif.) Regional All-Tournament selection

#8 WESTON WILSON • INF • SO.

- ACC Player-of-the-Week (3-2)

After Clemson downed No. 18 College of Charleston at home 6-3, the Tigers closed out their home schedule by winning two of three games versus Georgia Southern.

2015 SEASON REVIEW

The roller-coaster regular season concluded with four memorable games, starting with a 23-15 win over Furman at Fluor Field. Clemson trailed 10-0 after two innings before mounting a furious comeback. Tiger batters totaled 22 hits, 15 walks and two hit-by-pitches. It was the most runs scored by the Tigers since 2006.


The bats stayed hot as the Tigers faced the Seminoles in Tallahassee. Clemson swept the three-game series by a combined score of 20-7, as five of Florida State's seven runs came in the final inning of the series with the Tigers leading by eight runs. It was the Tigers' first sweep in Tallahassee and Clemson handed the Seminoles their first three-game sweep at Dick Howser Stadium since 2006. It was the first time in history Clemson swept a three-game series on the road against a top-10 team.

In the first game at Florida State, Crownover yielded only one run on five hits in 7.0 innings pitched to earn the win in Clemson's 4-1 victory. Erwin tossed 6.0 strong innings and Taylor Vetzal recorded the save to combine for a four-hit shutout in a 7-0 win in the second contest. Rohlman totaled a school-record-tying three doubles and four RBIs in Clemson's 9-6 victory in the series finale.

Clemson was the No. 5 seed in the ACC Tournament at Durham, N.C. No. 8 Florida State downed the Tigers 3-1 in the Tigers' opener, then Erwin allowed just six hits, one run and no walks with 11 strikeouts in 8.0 innings pitched to earn the win in Clemson's 7-2 victory over No. 3 Louisville. North Carolina topped the Tigers 6-3 in Clemson's final ACC Tournament game.

The Tigers were the last at-large selection to the NCAA Tournament field and were sent to the Fullerton Regional, as the Tigers played their first games in the state of California since 1993. No. 18 Arizona State rallied for a 7-4 win in the opener. Then against Pepperdine, Clemson trailed 7-0 before storming back to take an 8-7 lead with six runs in the seventh inning. But the Waves scored two runs in the ninth inning to end Clemson's season with a 10-8 win. Duggar and White both earned all-tournament honors.

Seven Tigers were selected in the major league draft after the season. Erwin and Krieger were fourth-round picks, while Duggar and Crownover were sixth-round selections. Koerner (17th round), righthander Clate Schmidt (32nd round) and White (37th round) were also chosen on the final day of the draft. Clemson's seven draft picks tied for 16th most in the nation and tied for most in the ACC.



ELI WHITE WAS ONE OF SEVEN TIGERS CHOSEN IN THE 2015 DRAFT.

2015 FINAL POLLS

BASEBALL AMERICA

Rk	School	W-L	Pvs
1.	Virginia	44-24	---
2.	Vanderbilt	51-21	5
3.	Florida	52-18	3
4.	TCU	51-15	7
5.	Louisiana State	54-12	1
6.	Miami (Fla.)	50-17	12
7.	UCLA	45-16	2
8.	Illinois	50-10-1	4
9.	Cal State Fullerton	39-25	21
10.	Louisville	47-18	9
11.	Arkansas	40-25	20
12.	Missouri State	49-12	6
13.	Texas A&M	50-14	8
14.	Maryland	42-24	---
15.	Florida State	44-21	10
16.	Louisiana-Lafayette	42-23	---
17.	Virginia Commonwealth	40-25	---
18.	Houston	43-20	13
19.	Oklahoma State	38-20	11
20.	Southern California	39-21	15
21.	Dallas Baptist	46-15	14
22.	California	36-21	25
23.	College of Charleston	45-15	18
24.	Radford	45-16	22
25.	Iowa	41-18	24

COLLEGIATE BASEBALL

Rk	School	W-L	Pts	Pvs
1.	Virginia	44-24	495	8
2.	Vanderbilt	51-21	493	5
3.	Florida	52-18	490	2
4.	TCU	51-15	488	3
5.	Louisiana State	54-12	486	1
6.	Miami (Fla.)	50-17	484	4
7.	Arkansas	40-25	481	7
8.	Cal State Fullerton	39-25	479	6
9.	Illinois	50-10-1	477	9
10.	Louisville	47-18	475	10
11.	Texas A&M	50-14	473	11
12.	Florida State	44-21	470	12
13.	Missouri State	49-12	468	13
14.	Maryland	42-24	465	14
15.	Virginia Commonwealth	40-25	464	15
16.	Louisiana-Lafayette	42-23	463	16
17.	UCLA	45-16	462	17
18.	Oregon State	39-18-1	459	18
19.	Oklahoma State	38-20	456	19
20.	Iowa	41-18	454	20
21.	St. John's	41-16	452	21
22.	Radford	45-16	450	22
23.	California	36-21	446	23
24.	Southern California	39-21	444	24
25.	UC Santa Barbara	40-17-1	440	25

USA TODAY

Rk	School	W-L	Pts	Pvs
1.	Virginia (31)	44-24	775	---
2.	Vanderbilt	51-21	744	9
3.	Florida	52-18	704	3
4.	TCU	51-15	680	4
5.	Louisiana State	54-12	646	1
6.	Miami (Fla.)	50-17	610	8
7.	Cal State Fullerton	39-25	590	---
8.	Arkansas	40-25	549	24
9.	Louisville	47-18	504	7
10.	Texas A&M	50-14	479	6
11.	Illinois	50-10-1	455	5
12.	Missouri State	49-12	398	11
13.	Florida State	44-21	383	10
14.	Maryland	42-24	341	---
15.	UCLA	45-16	337	2
16.	Louisiana-Lafayette	42-23	251	---
17.	Dallas Baptist	46-15	221	14
18.	Oklahoma State	38-20	211	12
19.	Virginia Commonwealth	40-25	203	---
20.	College of Charleston	45-15	179	16
21.	UC Santa Barbara	40-17-1	123	13
22.	Southern California	39-21	97	17
23.	Houston	43-20	79	15
24.	Florida Atlantic	42-19	72	21
25.	Oregon State	39-18	68	18

2015 SENIORS & PRO SIGNEES



#42 CLAY BATES

RHP • R-R • 6-0 • 190 • 3VL
Rock Hill, S.C. • Northwestern HS

Righty who was used in long and short relief ... had one of the team's hardest fastballs after changing from his sidearm delivery in 2013 to a three-quarters slot in 2014, but an injury diminished his speed in 2015 ... in 53.0 innings pitched over 52 relief appearances and four seasons, he had a 1-1 record, one save and a 5.43 ERA while allowing 60 hits (.291 opponents' batting average), one homer and 29 walks with 35 strikeouts ... three-time ACC Academic Honor Roll member ... three-time winner of the Omaha Challenge competition among pitchers.

2015: Had an 0-0 record and a 17.18 ERA in six relief appearances ... in 3.2 innings pitched, he allowed nine hits (.529 opponents' batting average) and three walks with two strikeouts ... held opponents to 0-for-4 with the bases empty ... pitched 1.1 perfect innings in relief against North Carolina on April 5.

2014: Had an 0-1 record, one save and a 4.11 ERA in 27 relief appearances ... in 30.2 innings pitched, he allowed 29 hits (.248 opponents' batting average), five extra-base hits and 18 walks with 26 strikeouts ... held opponents to a .173 batting average with the bases empty ... had 45 groundball outs compared to only 16 flyball outs ... pitched 2.0 innings in relief, allowing two hits and no earned runs with four strikeouts to record his first career save against Coastal Carolina on April 15.

2013: ACC Academic Honor Roll member ... member of Clemson's All-Academic team for having the team's highest GPA ... had a 1-0 record and a 3.60 ERA in 10 relief appearances ... in 10.0 innings pitched, he allowed nine hits (.257 opponents' batting average) and six walks with four strikeouts ... held opponents to 2-for-17 (.118) with runners on base and 1-for-11 (.091) with runners in scoring position ... pitched 1.1 scoreless innings in relief to earn his first career win against William & Mary on Feb. 15 ... won the Omaha Challenge competition among pitchers in the fall of 2012.

2012: ACC Academic Honor Roll member ... had an 0-0 record and a 7.27 ERA in nine relief appearances ... in 8.2 innings pitched, he allowed 13 hits (.351 opponents' batting average), including no homers and two walks with three strikeouts ... retired all six batters he faced to close out the game against College of Charleston on May 6 ... won the Omaha Challenge competition among pitchers in the fall of 2011 ... played for Oneonta in the Perfect Game Collegiate Baseball League in the summer, where he was 2-0 with three saves, a 3.43 ERA and .227 opponents' batting average in 21.0 innings pitched over 14 relief appearances.

2011: Redshirted ... ACC Academic Honor Roll member ... won the Omaha Challenge competition among pitchers in the fall of 2010 ... played for Pineville in the Southern Collegiate Baseball League in the summer, where he was 2-4 with a 3.45 ERA in 28.2 innings pitched over nine appearances (seven starts); allowed 26 hits (.248 opponents' batting average) and no homers.

Before Clemson: All-region and all-area selection as a senior at Northwestern High School ... won the team's Best Pitcher Award as a senior ... lettered three times in baseball at Northwestern High, where he was coached by Mitch Walters.

Personal: Graduated May 9, 2014 with a degree in health science ... born John Clayton Bates on Feb. 4, 1992 in Charlotte, N.C.

BATES' OVERALL STATS

Year	ERA	W-L	G-S	SV	IP	H	R	ER	BB	SO
2012	7.27	0-0	9-0	0	8.2	13	7	7	2	3
2013	3.60	1-0	10-0	0	10.0	9	6	4	6	4
2014	4.11	0-1	27-0	1	30.2	29	17	14	18	26
2015	17.18	0-0	6-0	0	3.2	9	7	7	3	2
Totals	5.43	1-1	52-0	1	53.0	60	37	32	29	35



#44 MATTHEW CROSSOVER

LHP • R-L • 6-0 • 210 • 2VL
Ringgold, Ga. • Ringgold HS

Lefty who was not overpowering, but used his control to be effective ... his fastball improved from 2013 to 2014 after fully recovering from "Tommy John" surgery in March 2012 ... was in the weekend rotation during all of 2014 and 2015 ... in 278.1 innings pitched over 48 appearances (46 starts) and three seasons, he had a 25-12 record and 2.30 ERA while allowing 230 hits (.224 opponents' batting average) and 74 walks with 243 strikeouts ... tied for fifth in Tiger history in starts, fifth in ERA, tied for seventh in wins and eighth in strikeout-to-walk ratio (3.28) ... had a 15-7 record, 1.61 ERA and .218 opponents' batting average in 173.0 innings pitched over 27 starts in ACC regular-season games in his career ... had 10 career pickoffs ... two-time All-ACC selection ... three-time ACC Pitcher-of-the-Week in his career ... three-time All-ACC Academic selection ... three-time ACC Academic Honor Roll member.

2015: Drafted in the sixth round (No. 194 overall pick) by the Washington Nationals and signed in June ... team co-captain ... Golden Spikes Award semifinalist ... National Pitcher-of-the-Year Award semifinalist ... first-team All-American by College Sports Madness, Collegiate Baseball and Perfect Game; became Clemson's first first-team All-America pitcher since 1996 (Kris Benson) ... second-team All-American by NCBWA ... third-team All-American by ABCA, Baseball America and D1Baseball ... ACC Pitcher-of-the-Year; became the first Tiger to win the award (first awarded in 2005) ... ACC Pitcher-of-the-Year by College Sports Madness ... first-team All-Atlantic Region by ABCA ... First-Team All-ACC selection ... first-team All-ACC by College Sports Madness ... All-ACC Academic selection ... won the Stowe Award, given to the team's most valuable pitcher ... won the Dedication Award for outstanding work in the strength training room ... ACC Academic Honor Roll member ... had a 10-3 record and 1.82 ERA in 16 starts ... in 109.0 innings pitched, he allowed 72 hits (.183 opponents' batting average) and 37 walks with 108 strikeouts ... tied for 13th in the nation wins, 20th in hits per nine innings pitched (5.94) and 25th in ERA ... first in the ACC in wins, third in ERA, fourth in innings pitched, fourth in strikeouts, fourth in opponents' batting average and tied for seventh in starts ... led or tied for the team lead in ERA, wins, starts, innings pitched, strikeouts and opponents' batting average ... his 1.82 ERA was the best mark by a Tiger since 1998 (Scott Clackum) and the best mark by a Tiger starter since 1977 (Brian Snyder) ... his 108 strikeouts were the most by a Tiger since 1996 (Kris Benson, Billy Koch, Ken Vining) ... had two pickoffs ... had a 7-1 record, 1.03 ERA, .176 opponents' batting average and 61 strikeouts in 70.0 innings pitched over 10 starts in ACC regular-season games ... pitched 5.0 innings in a starting role with seven strikeouts to earn the win against No. 10 South Carolina on Feb. 27 ... pitched 8.1 innings in a starting role, allowing five hits, no runs and no walks with seven strikeouts at Virginia Tech on March 20; named ACC Pitcher-of-the-Week on March 23 for his performance ... pitched 7.0 innings in a starting role, allowing five hits and one run with four strikeouts to earn the win against No. 3 Louisville on May 2; named ACC Co-Pitcher-of-the-Week on May 4 for his performance ... pitched 7.0 innings in a starting role, allowing five hits and one run with five strikeouts to earn the win at No. 8 Florida State on May 14.

2014: Drafted in the 21st round (No. 628 overall pick) by the San Francisco Giants ... Third-Team All-ACC selection ... All-ACC Academic selection ... ACC Academic Honor Roll member ... had an 8-6 record and a 2.90 ERA in 17 appearances (16 starts) ... in 99.1 innings pitched, he allowed 94 hits (.251 opponents' batting average) and 20 walks with 90 strikeouts ... ninth in Tiger history in strikeout-to-walk ratio (4.50) ... tied for fourth in the ACC in starts, tied for sixth in wins, seventh in strikeouts, 10th in innings pitched and tied for 10th in complete games (1) ... led the team in wins and starts ... had two pickoffs ... had a 5-4 record, 2.16 ERA, .228 opponents' batting average and 48 strikeouts against only 13 walks in 66.2 innings pitched over 10 starts in ACC regular-season games ... pitched a complete game, allowing four hits, one run and no walks with nine strikeouts to earn the win in the second game of a doubleheader at Maryland on March 28.

2013: Freshman All-American by Collegiate Baseball ... second-team freshman All-American by Baseball America and Perfect Game ... All-ACC Academic selection ... ACC Academic Honor Roll member ... won the Tiger Baseball Award, given to the team's best leader ... had a 7-3 record and a team-best 2.19 ERA in 15 appearances (14 starts) ... in 70.0 innings pitched, he allowed 64 hits (.249 opponents' batting average) and 17 walks with 45 strikeouts ... became the first freshman to lead Clemson in ERA since 2003 ... fifth in the ACC in ERA ... had a team-high six pickoffs ... did not allow more than three runs in any of his 15 appearances ... had a 7-3 record, a 1.95 ERA and .245 opponents' batting average in his 14 starts ... in 36.1 innings pitched over seven starts in ACC regular-season games, he was 3-2 with an ACC-best 1.73 ERA ... named ACC Pitcher-of-the-Week on May 13 for his performance in two starts from on May 6, 11; in 13.0 innings pitched, he allowed seven hits, no runs and four walks with 10 strikeouts to earn two wins.

Before Clemson: Rated as the No. 62 player and No. 7 lefthander in the nation and No. 5 player in Georgia by Perfect Game ... No. 87 high school prospect in the nation by Baseball America ... All-American by Perfect Game and Rawlings ... East Coast Pro Showcase ... Georgia state player-of-the-year as a sophomore and junior ... three-time all-state selection ... had 176 strikeouts in one season ... USA 14U National Team member ... lettered four times in baseball, two times in football and two times in basketball ... coached by Brent Tucker at Ringgold High School.

Personal: His mother, Susan, a successful girl's basketball and softball coach at Girls Preparatory School in Chattanooga, Tenn., was forced to give up her duties as basketball coach due to Berger's disease and was on a waiting list for a new kidney; the mother (Kelley Boyd) of Matthew's girlfriend (Madison Boyd) was

a match, and Kelley donated her kidney to Susan in November 2014 ... attended the SABR (Society for American Baseball Research) Convention in Houston, Texas from Aug. 1-3, 2014 and presented (along with Clemson Professor Jimmy Sanderson) a poster on "Building From Within or Acquiring From Without: An Analysis of Roster Construction for Postseason MLB Teams From 2009-13;" won the USA Today Sports Award for best poster ... graduated Aug. 7, 2015 with a degree in sports communication ... born James Matthew Crossover on March 5, 1993 in East Ridge, Tenn.

CROWNOVER'S OVERALL STATS

Year	ERA	W-L	G-S	SV	IP	H	R	ER	BB	SO
2013	2.19	7-3	15-14	0	70.0	64	19	17	17	45
2014	2.90	8-6	17-16	0	99.1	94	45	32	20	90
2015	1.82	10-3	16-16	0	109.0	72	28	22	37	108
Totals	2.30	25-12	48-46	0	278.1	230	92	71	74	243



#9 STEVEN DUGGER

OF • L-R • 6-2 • 195 • 2VL
Moore, S.C. • James F. Byrnes HS

Had the strongest outfield arm on the team and was one of the team's fastest players ... a career .299 hitter with a .387 on-base percentage in 184 games (184 starts) over three seasons ... had 33 doubles, six triples, eight homers, 109 RBIs, 140 runs, 104 walks, six hit-by-pitches and 50 steals ... had 18 outfield assists in his career ... started all 184 games of his Tiger career (183 starts in right field and one start in center field) ... was 12-for-29 (.414) with a .452 on-base percentage in seven career NCAA Tournament games ... two-time Third-Team All-ACC selection ... three-time All-ACC Academic selection ... three-time ACC Academic Honor Roll member.

2015: Drafted in the sixth round (No. 186 overall pick) by the San Francisco Giants and signed in June ... team co-captain ... Third-Team All-ACC selection ... All-ACC Academic selection ... ACC Academic Honor Roll member ... hit .304 with 56 runs, 12 doubles, one triple, five homers, 43 RBIs, a .432 on-base percentage, 54 walks, three hit-by-pitches, eight sacrifice flies and 10 steals in 61 starts (60 in right field and one in center field) ... tied for fourth in Tiger history in sacrifice flies (8) and 10th in walks ... tied for fifth in the nation in walks, tied for 10th in sacrifice flies and 13th in walks per game (0.89) ... third in the ACC in walks and tied for eighth in runs ... led the team in runs, walks and sacrifice flies ... had a team-tying-high four outfield assists ... had 19 multiple-hit games and 12 multiple-RBI games ... reached base via a hit or walk in 59 of 61 games ... reached base in 35 consecutive games, including the last two games of 2014 and the first 33 games of 2015, then reached base in 24 consecutive games from April to May ... had a 13-game hitting streak from April to May ... Fullerton (Calif.) Regional All-Tournament selection after going 4-for-8 (.500) with two runs and two walks in two games ... went 2-for-4 with a homer, three runs, a walk and steal at No. 8 Florida State on May 15 ... preseason Golden Spikes Award Watch List.

2014: Third-Team All-ACC selection ... All-ACC Academic selection ... ACC Academic Honor Roll member ... hit .294 with 45 runs, 11 doubles, three triples, one homer, 36 RBIs, a .368 on-base percentage, 27 walks, two hit-by-pitches and 25 steals in 61 games (61 starts in right field) ... tied for second in the ACC in steals and tied for eighth in triples ... led or tied for the team lead in triples, steals, multiple-hit games (22), two-out RBIs (17) and outfield assists (5) ... had a 19-game hitting streak, which included the last nine games of 2013 and the first 10 games of 2014 ... went 4-for-6 with a double, four RBIs and a run at Georgia on March 25 ... played for Falmouth in the Cape Cod League in the summer, where he hit .323 with 35 runs, seven doubles, 13 RBIs, 23 RBIs and 15 steals in 46 games; selected to the Cape Cod League All-Star Game; led his team to the playoff finals; earned all-league honors.

2013: Freshman All-American by Collegiate Baseball ... All-ACC Academic selection ... ACC Academic Honor Roll member ... hit .300 with 39 runs, 10 doubles, two triples, two homers, 30 RBIs, a .359 on-base percentage, 23 walks, one hit-by-pitch and 15 steals in 62 games (62 starts in right field) ... led the team in hits (75) and outfield assists (9); became the first freshman to lead Clemson in hits since 2005 ... had a team-tying-high 23 multiple-hit games ... hit a team-high .370 with three doubles and one triple in six postseason games ... had five bunt singles ... went 3-for-5 with a two-run homer at Georgia on March 26; it was his first career home run ... went 3-for-5 with a homer, four RBIs, one walk and one steal against Wake Forest on April 14; hit a two-run, walkoff homer with two outs in the 11th inning ... played for Cotuit in the Cape Cod League in the summer, where he hit .209 with one RBI and three steals in 15 games ... No. 54 prospect in the Cape Cod League by Perfect Game.

Before Clemson: Rated as the No. 166 player in the nation and No. 4 player and No. 1 position player in South Carolina by

2015 SENIORS & PRO SIGNEES

Perfect Game ... No. 215 prospect in the nation and No. 2 high school prospect in South Carolina by Baseball America ... No. 4 player and No. 1 outfielder in South Carolina by Diamond Prospects ... East Coast Pro Showcase ... South Carolina Select All-Star ... all-state selection as a junior and senior ... all-region selection as a sophomore, junior and senior ... member of the Upperstate champions as a sophomore, junior and senior ... lettered five times in baseball ... coached by Michael Maus at James F. Byrnes High School.

Personal: Pronounced DUH-guhr ... his mother, Susan, was a swimmer at Evansville ... his sister, Lauren, was a freshman softball player at Furman in 2015 ... majoring in parks, recreation & tourism management ... born Steven Michael Duggar on Nov. 4, 1993 in Spartanburg, S.C.

DUGGAR'S OVERALL STATS

Year	AVG	G-S	AB	R	H	2B	3B	HR	BB	OB%	SB
2013	.300	62-62	250	39	75	10	2	2	30	.359	15-22
2014	.294	61-61	238	45	70	11	3	1	36	.368	25-28
2015	.304	61-61	227	56	69	12	1	5	43	.432	10-15
Totals	.299	184-184	715	140	214	33	6	8	109	.387	50-65



#33 ZACK ERWIN

LHP • L-L • 6-5 • 195 • 2VL
Duluth, Ga. • Duluth HS

Left-hander who pitched most of his career as a reliever, but was the Saturday starter in 2015 ... in 239.1 innings pitched over 65 appearances (29 starts) and three seasons, he had a 16-9 record, four saves and a 3.50 ERA while allowing 220 hits (.244 opponents' batting average) and 64 walks with 186 strikeouts.

2015: Drafted in the fourth round (No. 112 overall pick) by the Chicago White Sox and signed in June ... had a 7-4 record and 3.04 ERA in 17 appearances (16 starts) ... in 106.2 innings pitched, he allowed 108 hits (.257 opponents' batting average) and 16 walks with 92 strikeouts ... second in Tiger history in strikeout-to-walk ratio (5.75) and tied for third in walks per nine innings pitched (1.35) ... 21st in the nation strikeout-to-walk ratio ... sixth in the ACC in innings pitched, sixth in strikeouts and tied for seventh in starts ... tied for the team lead in starts ... had a team-season-high 11 strikeouts in three different starts ... had a 4-2 record, 1.69 ERA, .249 opponents' batting average and 52 strikeouts against nine walks in 53.1 innings pitched over seven starts at home ... had a 2.67 ERA 23 strikeouts against two walks in 27.0 innings pitched over four starts against top-25 ranked teams ... pitched 9.0 innings in a starting role, allowing nine hits, one earned run and no walks with 11 strikeouts against North Carolina on April 4 ... pitched 8.0 innings in a starting role, allowing five hits, one earned run and one walk with 11 strikeouts to earn the win against Georgia Southern on May 9 ... pitched 6.0 innings in a starting role, allowing three hits, no runs and no walks with three strikeouts to earn the win at No. 8 Florida State on May 15; he faced just 19 batters ... pitched 8.0 innings in a starting role, allowing six hits, one run and no walks with 11 strikeouts to earn the win against No. 3 Louisville in the ACC Tournament on May 21.

2014: Had a 4-3 record, two saves and a 4.21 ERA in 26 appearances (seven starts) ... in 72.2 innings pitched, he allowed 59 hits (.222 opponents' batting average) and 28 walks with 62 strikeouts ... tied for third in the ACC in shutouts (1) and tied for 10th in complete games (1) ... only allowed five of his 26 inherited baserunners to score ... pitched 2.2 hitless and scoreless innings in relief with two strikeouts at No. 2 Virginia on April 13 ... pitched 7.0 innings in a starting role, allowing four hits, three runs and two walks with a team-tying-season-high 13 strikeouts to earn the win against Western Carolina on April 23; it was the most strikeouts by a Tiger since 2012 ... pitched a six-hit shutout with four strikeouts against no walks in 9.0 innings pitched to earn the win against James Madison on May 2; only threw 102 pitches and faced just three batters over the minimum ... played for Harwich in the Cape Cod League in the summer, where he was 3-3 with a 1.70 ERA and 43 strikeouts against only 10 walks in 53.0 innings pitched over nine appearances (eight starts); led his team to the playoff semifinals.

2013: Had a 5-2 record, two saves and a 3.45 ERA in 22 appearances (six starts) ... in 60.0 innings pitched, he allowed 53 hits (.248 opponents' batting average) and 20 walks with 32 strikeouts ... pitched 5.0 innings in relief, allowing one hit, one run and one walk with three strikeouts to earn his first career win against No. 12 Virginia on March 16.

Before Clemson: East Coast Pro Showcase ... Gwinnett County All-Star team selection ... set school career and season records for wins and strikeouts ... lettered three times in baseball and three times in basketball ... coached by Matt Champitto at Duluth High School.

Personal: Majoring in management ... born Zachary Scott Erwin on Jan. 24, 1994 in Chicago, Ill.

ERWIN'S OVERALL STATS

Year	ERA	W-L	G-S	SV	IP	H	R	ER	BB	SO
2013	3.45	5-2	22-6	2	60.0	53	27	23	20	32
2014	4.21	4-3	26-7	2	72.2	59	39	34	28	62
2015	3.04	7-4	17-16	0	106.2	108	51	36	16	92
Totals	3.50	16-9	65-29	4	239.1	220	117	93	64	186



#19 BRODY KOERNER

RHP • R-R • 6-2 • 200 • 2VL
Concord, N.C. • Jay M. Robinson HS

Righthander who was the team's top midweek starter in 2013, then saw action as a reliever in 2014 ... was a weekend starter most of 2015 ... in 97.2 innings pitched over 31 appearances (19 starts) and three seasons, he had a 5-7 record and 7.00 ERA while allowing 123 hits (.304 opponents' batting average) and 54 walks with 100 strikeouts ... three-time ACC Academic Honor Roll member.

2015: Drafted in the 17th round (No. 513 overall pick) by the New York Yankees and signed in June ... ACC Academic Honor Roll member ... had a 4-5 record and 7.55 ERA in 16 appearances (12 starts) ... in 62.0 innings pitched, he allowed 89 hits (.331 opponents' batting average) and 22 walks with 63 strikeouts ... tied for first in the ACC in shutouts (1) and tied for third in complete games (1) ... pitched 8.0 innings in a starting role, allowing eight hits, two runs and no walks with three strikeouts to earn the win in the second game of a doubleheader against Maine at Augusta, Ga. on Feb. 21 ... pitched a four-hit shutout with seven strikeouts against three walks in 9.0 innings pitched to earn the win at No. 8 South Carolina on March 2; only allowed two runners past first base; was the only complete game by a Tiger during the season; received the Bob Bradley Award ... pitched 7.2 innings in a starting role, allowing two earned runs and two walks with nine strikeouts to earn the win at Boston College on April 12.

2014: ACC Academic Honor Roll member ... had an 0-1 record and a 15.63 ERA in five appearances (two starts) ... in 6.1 innings pitched, he allowed 10 hits (.370 opponents' batting average) and 10 walks with nine strikeouts ... played for High Point-Thomasville in the Coastal Plain League in the summer, where he was 5-2 with a 3.83 ERA, three complete games, one shutout, 54 strikeouts against 16 walks and a .227 opponents' batting average in 56.1 innings pitched over eight starts.

2013: ACC Academic Honor Roll member ... had a 1-1 record and a 3.99 ERA in 10 appearances (five starts) ... in 29.1 innings pitched, he allowed 24 hits (.222 opponents' batting average) and 22 walks with 28 strikeouts ... Clemson had a 4-1 record in his five starts ... played for High Point-Thomasville in the Coastal Plain League in the summer, where he had 37 strikeouts in 30.2 innings pitched over nine appearances (eight starts).

Before Clemson: Rated as the No. 16 prospect and No. 5 high school prospect in North Carolina by Baseball America ... East Coast Pro Showcase ... played in the North Carolina State games and North Carolina vs. South Carolina Border Games ... two-time all-state selection ... two-time region pitcher-of-the-year ... lettered three times in baseball, three times in basketball and one time in football ... coached by Jason Sarvis at Jay M. Robinson High School.

Personal: Pronounced KUHR-nuhr ... his father, Loren and mother, Brenda, both played basketball at Davis & Elkins College ... his sister, Tabby, played basketball at Gardner-Webb from 2010-14 ... graduated May 8, 2015 with a degree in accounting ... born Brody Tyler Koerner on Oct. 17, 1993 in Winchester, Va.

KOERNER'S OVERALL STATS

Year	ERA	W-L	G-S	SV	IP	H	R	ER	BB	SO
2013	3.99	1-1	10-5	0	29.1	24	20	13	22	28
2014	15.63	0-1	5-2	0	6.1	10	11	11	10	9
2015	7.55	4-5	16-12	0	62.0	89	57	52	22	63
Totals	7.00	5-7	31-19	0	97.2	123	88	76	54	100



#3 TYLER KRIEGER

INF • S-R • 6-1 • 170 • 2VL
Johns Creek, Ga. • Northview HS

Switch-hitter who had good speed ... started the first 101 games of his career at shortstop before suffering a shoulder injury that forced him to miss a game on April 22, 2014 ... was the starting DH during the first half of 2015 before becoming the starter at second base in April ... a career .312 hitter with a .404 on-base percentage in 180 games (180 starts) over three seasons ... had 42 doubles, two triples, three homers, 100 RBIs, 122 runs, 94 walks, 14 hit-by-pitches and 42 steals ... two-time Second-Team All-ACC selection ... drafted two times during his career.

2015: Drafted in the fourth round (No. 124 overall pick) by the Cleveland Indians and signed in June ... team co-captain ... Second-Team All-ACC selection ... won the Tiger Baseball Award,

given to the team's best leader ... hit .339 with 45 runs, 14 doubles, one triple, one homer, 41 RBIs, a .448 on-base percentage, 41 walks, seven hit-by-pitches and 14 steals in 61 starts (including 37 as the DH and 24 at second base) ... sixth in the ACC in batting average, sixth in on-base percentage, seventh in hits (80) and tied for ninth in walks ... led the team in steals ... had 24 multiple-hit games ... hit a team-high .417 with a .496 on-base percentage in 27 non-ACC regular-season games ... had a 13-game hitting streak, which included the last two games of 2014 and the first 11 games of 2015 ... had an 11-game hitting streak in March ... reached base in 27 consecutive games, including the last two games of 2014 and the first 25 games of 2015 ... hit a walkoff single to score Tyler Slaton in the 14th inning in the first game of a doubleheader against Maine at Augusta, Ga. on Feb. 21 ... went 4-for-5 with two RBIs and a run against Michigan State at Greenville, S.C. on March 11 ... went 4-for-4 with a double, RBI, run, walk and two steals against Furman on March 31 ... went 4-for-6 with three RBIs, two runs, a walk and steal at Furman on May 12.

2014: Brooks Wallace Shortstop-of-the-Year Award Watch List member ... Second-Team All-ACC selection ... All-ACC Academic selection ... ACC Academic Honor Roll member ... hit .338 with 49 runs, 18 doubles, two homers, 32 RBIs, a .410 on-base percentage, 25 walks against only 24 strikeouts, three hit-by-pitches and 19 steals in 57 games (57 starts, including 40 at shortstop and 17 as the DH) ... fifth in the ACC in batting average, tied for fifth in runs, tied for fifth in doubles, tied for sixth in steals and tied for eighth in hits (74) ... led or tied for the team lead in batting average, runs, hits, doubles, on-base percentage and sacrifice bunts (6) ... had a 16-game hitting streak, which included the last game of 2013 and the first 15 games of 2014 ... reached base safely in 21 consecutive games from April to May ... went 4-for-5 with two runs and a steal against Coastal Carolina on April 15.

2013: Hit .257 with 28 runs, 10 doubles, one triple, 27 RBIs, a .349 on-base percentage, 28 walks, four hit-by-pitches and nine steals in 62 games (62 starts at shortstop) ... had a .958 fielding percentage ... did not commit an error in the last nine games and committed only one error in the last 17 games ... had a team-high six sacrifice bunts ... had 14 multiple-hit games ... had a team-high two walkoff hits, both singles ... went 4-for-5 with a triple, one RBI, one run and a steal against Presbyterian College on April 10; led off the eighth inning with a triple on a 1-2 pitch and scored the tying run on a wild pitch, then hit a walkoff single on an 0-2 pitch with two outs in the ninth inning ... went 2-for-5 with one walk and a walkoff single with two outs in the 11th inning in the second game of a doubleheader against No. 19 Georgia Tech on April 26 ... played for Santa Barbara in the California Collegiate League in the summer, where he hit .387 with two homers, two doubles, six RBIs and three steals in eight games.

Before Clemson: Drafted in the 35th round (No. 1,061 overall pick) by the Seattle Mariners ... East Coast Pro Showcase ... Area Code Games ... all-state selection by ESPN.com ... team offensive MVP ... lettered three times in baseball ... coached by Josh Bartlett at Northview High School.

Personal: Pronounced KREE-guhr ... his father, Bram, played baseball at Ithaca ... majoring in parks, recreation & tourism management ... born Tyler Bram Krieger on Jan. 16, 1994 in Laguna Hills, Calif.

KRIEGER'S OVERALL STATS

Year	AVG	G-S	AB	R	H	2B	3B	HR	BB	OB%	SB
2013	.257	62-62	218	28	56	10	1	0	27	.349	9-15
2014	.338	57-57	219	49	74	18	0	2	32	.410	19-24
2015	.339	61-61	236	45	80	14	1	1	41	.448	14-18
Totals	.312	180-180	673	122	210	42	2	3	100	.404	42-57



#39 JAKE LONG

RHP • R-R • 6-0 • 190 • 1VL
Anderson, S.C. • East Tennessee State University

Righthander who sat out in 2013 after transferring from East Tennessee State and was the Sunday starter most of the 2014 season ... was injured during the first half of 2015, but came on to become a weekend starter ... in 194.0 innings pitched over 48 appearances (34 starts) and three seasons (one at East Tennessee and two at Clemson) at the collegiate level, he had a 7-13 record, one save and a 4.08 ERA while allowing 181 hits (.243 opponents' batting average) and 90 walks with 151 strikeouts.

2015: Had a 2-1 record and 2.17 ERA in 13 appearances (seven starts) ... in 49.2 innings pitched, he allowed 37 hits (.206 opponents' batting average) and 22 walks with 39 strikeouts ... held opponents to a .143 batting average with runners in scoring position ... had a 1-0 record, 1.89 ERA and .185 opponents' batting average in 19.0 innings pitched over five appearances (two starts) in ACC regular-season games ... pitched 6.0 innings in a starting role, allowing four hits and one run with three strikeouts to earn the win at No. 8 Florida State on May 16.

2015 SENIORS & PRO SIGNEES

2014: Had a 3-3 record and 5.30 ERA in 16 appearances (12 starts) ... in 56.0 innings pitched, he allowed 55 hits (.255 opponents' batting average) and 32 walks with 42 strikeouts ... had a team-tying-high three pickoffs ... pitched 6.0 innings in a starting role, allowing three hits and one run with five strikeouts against No. 1 Florida State on March 22.

2013: Redshirted ... sat out due to NCAA transfer rules ... played for Florence in the Coastal Plain League in the summer, where he was 2-1 with a 2.02 ERA, .186 opponents' batting average and 44 strikeouts in 35.2 innings pitched over eight appearances (seven starts).

Before Clemson: Had a 2-9 record, one save, a 4.38 ERA, .256 opponents' batting average and 70 strikeouts against 36 walks in 88.1 innings pitched over 19 appearances (15 starts) at East Tennessee State in 2012 ... played at Spartanburg Methodist College in 2011 ... member of the Alaska All-Star team in the summer of 2012 ... lettered multiple times in baseball ... coached by Tony Skole at East Tennessee State ... coached by Tim Wallace at Spartanburg Methodist College ... coached by Adam Comstock at T.L. Hanna High School.

Personal: Played alongside his brother, John, at East Tennessee State in 2012 ... his brother, Matt, played baseball at Erskine ... graduated May 8, 2015 with a degree in economics ... born Jacob Paul Long on Oct. 19, 1991 in Anderson, S.C.

LONG'S OVERALL STATS

Year	ERA	W-L	G-S	SV	IP	H	R	ER	BB	SO
2012*	4.38	2-9	19-15	1	88.1	89	57	43	36	70
2014	5.30	3-3	16-12	0	56.0	55	36	33	32	42
2015	2.17	2-1	13-7	0	49.2	37	17	12	22	39
Totals	4.08	7-13	48-34	1	194.0	181	110	88	90	151

* - East Tennessee State



#21 KEVIN POHLE

RHP • R-R • 6-3 • 200 • 3VL

St. Louis, Mo. • Parkway South Senior HS

Righthander who was the team's top freshman pitcher in 2011 and was a weekend starter most of the 2012 season ... missed the entire 2013 season as he recovered from a shoulder injury ... returned in 2014, but suffered another season-ending injury; had a dangerous blood clot in his arm and had a rib removed ... never fully recovered from the injury ... in 130.1 innings pitched over 48 appearances (17 starts) and four seasons, he had a 12-6 record and 3.94 ERA while allowing 146 hits (.285 opponents' batting average) and 53 walks with 66 strikeouts ... did not commit an error ... four-time ACC Academic Honor Roll member.

2015: ACC Academic Honor Roll member ... had an 0-0 record and a 5.06 ERA in 10 relief appearances ... in 10.2 innings pitched, he allowed 11 hits (.262 opponents' batting average) and six walks with four strikeouts.

2014: Won the Dedication Award for outstanding work in the strength training room ... ACC Academic Honor Roll member ... had an 0-0 record and a 10.97 ERA in five relief appearances ... in 10.2 innings pitched, he allowed 18 hits (.360 opponents' batting average) and five walks with five strikeouts ... suffered an injury in April that forced him to miss the rest of the season.

2013: Redshirted due to a shoulder injury ... ACC Academic Honor Roll member.

2012: Had a 7-4 record and a 3.66 ERA in 16 appearances (14 starts) ... in 76.1 innings pitched, he allowed 80 hits (.277 opponents' batting average) and 32 walks with 40 strikeouts ... tied for the team lead in wins ... tied for 10th in the ACC in wins ... had a 2.96 ERA in 27.1 innings pitched over five starts against top-25 ranked teams ... pitched 5.0 innings in a starting role, allowing no earned runs and two walks with five strikeouts against No. 2 South Carolina on March 4 ... pitched 7.0 innings in a starting role, allowing four hits, two runs and one walk with four strikeouts to earn the win at Duke on April 8; retired the first 15 batters ... pitched 7.0 innings in a starting role, allowing six hits, no runs and one walk with five strikeouts to earn the win against Coastal Carolina in the Columbia Regional on June 1 ... played for Falmouth in the Cape Cod League in the summer, where he was 1-1 with a 2.70 ERA and nine strikeouts in 10.0 innings pitched over two starts.

2011: Second-team freshman All-American by NCBWA ... All-ACC Academic selection ... ACC Academic Honor Roll member ... had a 5-2 record and 1.93 ERA in 17 appearances (three starts) ... in 32.2 innings pitched, he allowed 37 hits (.282 opponents' batting average), no homers and 10 walks with 17 strikeouts ... led the team in ERA ... pitched 2.2 innings in relief, allowing three hits and no runs to earn his first career win against Wofford on March 2 ... retired the only batter he faced in the sixth inning to

earn the win against Georgia on March 29 ... pitched 2.2 innings in relief, allowing one hit and no earned runs with one strikeout at No. 6 North Carolina on April 1 ... pitched 5.0 innings in his first career start, allowing three hits, no runs and one walk with two strikeouts to earn the win against East Tennessee State on May 11 ... pitched 2.0 innings in relief, allowing one hit and no runs with a strikeout against Sacred Heart in the Clemson Regional on June 3.

Before Clemson: All-conference selection as a senior at Parkway South Senior High School ... No. 2 righthander prospect in Missouri, No. 6 overall prospect in Missouri and No. 333 overall prospect in the nation by Perfect Game ... member of the USA Tournament of Stars ... all-metro selection as a junior ... all-district pick in basketball as a senior ... lettered three times in baseball and three times in basketball at Parkway South Senior High, where he was coached by Adam Stahl.

Personal: Pronounced POHL-ee ... has an identical twin brother, Scott ... graduated Dec. 18, 2014 with a degree in visual arts ... born Kevin Raymond Pohle on April 27, 1992 in St. Louis, Mo.

POHLE'S OVERALL STATS

Year	ERA	W-L	G-S	SV	IP	H	R	ER	BB	SO
2011	1.93	5-2	17-3	0	32.2	37	9	7	10	17
2012	3.66	7-4	16-14	0	76.1	80	43	31	32	40
2014	10.97	0-0	5-0	0	10.2	18	13	13	5	5
2015	5.06	0-0	10-0	0	10.2	11	6	6	6	4
Totals	3.94	12-6	48-17	0	130.1	146	71	57	53	66



#40 KYLE SCHNELL

RHP • R-R • 6-1 • 160 • 1VL

Milton, Ga. • Lake Sumter (Fla.) CC

Sidearm righthander who was in his third season in the program in 2015 ... was one of the top pitchers out of the bullpen in 2013 ... in 32.2 innings pitched over 29 relief appearances and two seasons, he had a 2-0 record, two saves and a 4.13 ERA while allowing 39 hits (.293 opponents' batting average), no homers and 13 walks with 22 strikeouts.

2015: Member of the developmental squad.

2014: Had an 0-0 record and a 45.00 ERA in five relief appearances ... in 1.0 innings pitched, he allowed four hits (.571 opponents' batting average) and three walks with no strikeouts.

2013: Had a 2-0 record, two saves and a 2.84 ERA in a team-tying-high 24 appearances, all out of the bullpen ... in 31.2 innings pitched, he allowed 35 hits (.278 opponents' batting average), no homers and 10 walks with 22 strikeouts ... pitched a perfect inning in relief at No. 7 South Carolina on March 3 ... pitched 2.2 innings in relief, allowing no runs and no walks with one strikeout to earn his first career win at No. 8 NC State on March 9; in 5.0 innings pitched over two relief appearances in the series, he allowed five hits, one run and one walk with four strikeouts ... pitched 1.1 hitless and scoreless innings in relief with one strikeout to record his first career save against Charleston Southern on March 13 ... pitched 2.1 perfect innings in relief with two strikeouts to earn the win in the second game of a doubleheader at Furman on May 8 ... pitched 3.0 innings in relief, allowing two hits and no runs with one strikeout to record the save against St. Louis in the Columbia Regional on June 1.

Before Clemson: Sunbelt League All-Star team in junior college ... all-region selection in high school ... member of the region champions as a junior and senior ... lettered three times in baseball ... coached by Rich Billings at Lake Sumter (Fla.) Community College ... coached by Joey Ray at Milton High School.

Personal: His brother, Alex, was a lefthander on the 2015 Clemson team ... majoring in management ... born Kyle Stephens Schnell on Oct. 15, 1992 in Alpharetta, Ga.

K. SCHNELL'S OVERALL STATS

Year	ERA	W-L	G-S	SV	IP	H	R	ER	BB	SO
2013	2.84	2-0	24-0	2	31.2	35	13	10	10	22
2014	45.00	0-0	5-0	0	1.0	4	5	5	3	0
Totals	4.13	2-0	29-0	2	32.2	39	18	15	13	22



#18 TYLER SLATON

OF • L-L • 5-8 • 200 • 3VL

Cumming, Ga. • North Forsyth HS

Outfielder who was Clemson's starter in center field in 2014 and 2015 ... had good speed and was one of the team's best leaders ... a career .252 hitter with a .371 on-base percentage in 228 games (183 starts) over four seasons ... had 25 doubles, nine triples, four homers, 68 RBIs, 129 runs, 112 walks, 20 hit-by-pitches, 11 sacrifice bunts and 32 steals ... had 16 outfield assists in his career.

2015: Team co-captain ... hit .236 with 50 runs, 11 doubles, five triples, one homer, 23 RBIs, a .357 on-base percentage, 35 walks, eight hit-by-pitches and nine steals in 61 games (60 starts

in center field) ... tied for second in the ACC in triples ... led the team in triples and hit-by-pitches ... had a team-tying-high four outfield assists ... had 10 multiple-hit games ... went 1-for-2 with a triple, a team-tying-season-high four runs and three walks against Michigan State at Greenville, S.C. on March 11 ... went 3-for-5 with a homer, double and two RBIs against Wake Forest on March 28 ... went 1-for-3 with two runs, including the walkoff run in the ninth inning, and two walks against Furman on March 31.

2014: Won the Tiger Baseball Award, given to the team's best leader ... hit .274 with 46 runs, nine doubles, three triples, three homers, 25 RBIs, a .391 on-base percentage, 42 walks, five hit-by-pitches and 11 steals in 61 games (61 starts in center field) ... tied for sixth in the ACC in walks and tied for eighth in triples ... led or tied for the team lead in triples, walks and hit-by-pitches ... had four outfield assists ... had a 12-game hitting streak from February to March ... reached base safely in 20 consecutive games from March to April ... went 4-for-6 with two RBIs and two runs against Maine on Feb. 22; was 7-for-13 with two doubles, four RBIs and four runs in the series ... went 3-for-5 with an RBI and steal against No. 3 South Carolina on March 2; was 7-for-14 with two runs in the series and received the Bob Bradley Award as Clemson's series MVP ... reached on a walkoff fielder's choice and hit a triple against Virginia Tech on March 7 ... went 3-for-5 with an RBI, a run and steal against Virginia Tech on March 9 ... went 3-for-6 with his first career homer and four RBIs in the first game of a doubleheader at Wake Forest on March 15 ... went 2-for-5 with a two-run homer in the fourth inning that gave Clemson the lead for good at Georgia Southern on March 19 ... had two outfield assists, both which retired runners at the plate, against NC State on April 7 ... went 1-for-2 with three walks and the walkoff run on Steve Wilkerson's ninth-inning single against No. 3 Miami (Fla.) in the ACC Tournament on May 22.

2013: ACC Academic Honor Roll member ... hit .263 with 18 runs, four doubles, one triple, 13 RBIs, a .366 on-base percentage, 23 walks, five hit-by-pitches and six steals in 59 games (45 starts, including 44 in left field and one in center field) ... had five outfield assists ... hit .295 with a .393 on-base percentage in ACC regular-season games ... hit .314 in 25 games away from home ... was 11-for-26 (.423) with a .545 on-base percentage after the seventh inning ... had 12 multiple-hit games ... went 3-for-4 with an RBI and a run against No. 12 Virginia on March 17; was 4-for-6 with a double and two RBIs in the series ... went 4-for-5 with two runs at Georgia on March 26; was 5-for-8 (.625) with one double and two walks in the series ... went 3-for-4 with two runs and a walk at No. 1 North Carolina on March 30 ... went 3-for-3 with a walk at Boston College on April 7; was 8-for-12 (.667) with three runs in the series ... had a team-season-high four walks and a team-tying-season-high three steals in the second game of a doubleheader against No. 19 Georgia Tech on April 26 ... went 1-for-2 with two walks against Liberty in the Columbia Regional on June 2 ... played for Wilmington in the Coastal Plain League in the summer, where he hit .202 with one homer, two doubles, seven RBIs, 14 runs and nine steals in 39 games (37 starts).

2012: Hit .189 with 15 runs, one double, seven RBIs, a .353 on-base percentage, 12 walks, two hit-by-pitches and six steals in 47 games (17 starts, including seven in center field, five in left field and five in right field) ... had three outfield assists ... had a .500 on-base percentage when leading off an inning ... had the most chances without an error (43) on the team ... scored two walkoff runs, both on walkoff hits by Thomas Brittle ... came off the bench and scored the tying run in the eighth inning and winning run in the 12th inning against No. 17 NC State on April 13; walked once and was hit-by-pitch ... went 1-for-2 with an RBI and a hit-by-pitch against No. 17 NC State on April 15; reached base in four of his five plate appearances in the series ... totaled three walks and two runs, including the walkoff run in the ninth inning, against Charleston Southern on April 17 ... played for New Market in the Valley Baseball League in the summer, where he hit .250 with one triple, one homer, 12 RBIs, 19 walks against only 13 strikeouts and three steals in 35 games.

Before Clemson: All-region selection as a sophomore, junior and senior ... set the school's all-time rushing record ... lettered four times in baseball and four times in football at North Forsyth High, where he was coached by Jim Cahill.

Personal: Pronounced SLAYT-ihn ... his father, Mike, played football at Troy ... his grandfather, Paul Slaton, played football at Florida State and was a roommate of Burt Reynolds ... his uncle, Steve Slaton, was a wrestler at Gardner-Webb ... majoring in parks, recreation & tourism management ... born Tyler Michael Slaton on May 26, 1992 in Cumming, Ga.

SLATON'S OVERALL STATS

Year	AVG	G-S	AB	R	H	2B	3B	HR	RBI	OB%	SB
2012	.189	47-17	53	15	10	1	0	0	7	.353	6-6
2013	.263	59-45	160	18	42	4	1	0	13	.366	6-9
2014	.274	61-61	241	46	66	9	3	3	25	.391	11-17
2015	.236	61-60	225	50	53	11	5	1	23	.357	9-9
Totals	.252	228-183	679	129	171	25	9	4	68	.371	32-41



ACC BASEBALL

2015 ACC STANDINGS

ATLANTIC DIVISION

Rk	Team	ACC					Overall					
		W	L	Win %	Home	Away	W	L	Win %	Home	Away	Neutral
1.	* Louisville	25	5	.833	13-2	12-3	47	18	.723	29-8	14-5	4-5
2.	* Notre Dame	17	13	.567	8-7	9-6	37	23	.617	15-11	13-8	9-4
	* Florida State^	17	13	.567	10-5	7-8	44	21	.677	30-7	9-14	5-0
4.	* Clemson	16	13	.552	7-7	9-6	32	29	.525	16-14	12-9	4-6
5.	* NC State	15	14	.517	9-6	5-7	36	23	.610	21-6	8-13	7-4
6.	Wake Forest	12	18	.400	7-8	5-10	27	26	.509	17-12	8-14	2-0
7.	Boston College	10	19	.345	5-4	1-14	27	27	.500	11-5	5-17	11-5

COASTAL DIVISION

		ACC					Overall					
Rk	Team	W	L	Win %	Home	Away	W	L	Win %	Home	Away	Neutral
1.	* Miami (Fla.)	22	8	.733	13-2	9-6	50	17	.746	36-5	11-9	3-3
2.	* Virginia	15	15	.500	5-7	8-7	44	24	.647	13-10	13-8	18-6
3.	North Carolina	13	16	.448	8-7	5-9	34	24	.586	21-9	8-10	5-5
	Virginia Tech	13	16	.448	9-5	4-11	27	27	.500	16-8	8-15	3-4
5.	Georgia Tech	13	17	.433	9-6	4-11	32	23	.582	21-8	9-13	2-2
6.	Duke	10	19	.345	8-7	2-9	31	22	.585	25-8	6-11	0-3
7.	Pittsburgh	9	21	.300	6-9	2-10	20	32	.385	13-15	5-12	2-5

* - NCAA Tournament participant; ^ - ACC Tournament champion

THE TRADITION

Consistency. It is the mark of true excellence in any endeavor.

In today's intercollegiate athletics, competition is so balanced and so competitive that it is virtually impossible to maintain a high level of consistency. Yet the Atlantic Coast Conference has defied the odds.

Now in its 63rd year of competition, the ACC has long enjoyed the reputation as one of the strongest and most competitive intercollegiate conferences in the nation. And that is not mere conjecture, the numbers support it.

Since the league's inception in 1953, ACC schools have captured 141 NCAA team championships, including 72 in women's competition and 69 in men's. In addition, NCAA individual titles have gone to ACC student-athletes 159 times in men's competition and 120 times in women's action.

Given the ACC's strong history and the strengthening of its ranks with the additions of Notre Dame, Pittsburgh and Syracuse in 2013, followed by Louisville in 2014, those numbers, and the league's longstanding tradition of excellence, appear destined to grow in the years ahead.

Wake Forest won the ACC's first baseball national championship during the 1954 season. Virginia won the second last year, defeating Vanderbilt in the College World Series finals. One of the league's newer members, Miami (Fla.), has claimed four national baseball titles (1982,85,99,01) during the last 34 years.

Seven ACC teams, Clemson, Florida State, Louisville, Miami, NC State, Notre Dame and Virginia, earned bids to the 2015 NCAA Tournament, marking the seventh straight year with at least that many, which tied for the most of any conference. Miami and Virginia advanced to the College World Series, the 19th and

20th ACC teams to reach Omaha over the last 10 years. Four ACC teams reached a super regional, which tied for the league record.

Sixty-two players were selected in the 2015 draft, the fourth most in league history. All 14 ACC programs had at least one player drafted, and three players were selected in the first round, marking the 24th straight year with at least one league player chosen in the first round.

Virginia's Brian O'Connor was named the national coach-of-the-year, while Louisville's Brendan McKay was named national freshman-of-the-year. Fifteen league players were named All-Americans and 13 earned freshman All-America recognition.

THE HISTORY

The ACC was founded May 8, 1953 at the Sedgefield Inn near Greensboro, N.C., with seven charter members, Clemson, Duke, Maryland, North Carolina, NC State, South Carolina and Wake Forest, drawing up the conference by-laws.

The withdrawal of seven schools from the Southern Conference came early on the morning of May 8, 1953 during the league's annual spring meeting. On June 14, 1953, the seven members met in Raleigh, N.C., where a set of by-laws was adopted, and the name officially became the Atlantic Coast Conference.

Duke's Eddie Cameron recommended that the name of the conference be the Atlantic Coast Conference, and the motion was passed unanimously. The meeting concluded with each member institution assessed \$200 to pay for conference expenses.

On Dec. 4, 1953, conference officials met again at Sedgefield and officially admitted Virginia as the league's eighth member. The first withdrawal of a school from the ACC came on June 30, 1971, when South Carolina tendered its resignation. The ACC operated with seven members until April 3, 1978, when Georgia Tech was admitted. The Atlanta school had withdrawn from the SEC in January 1964.

The ACC expanded to nine members on July 1, 1991 with the addition of Florida State.

The conference expanded to 11 members on July 1, 2004, with the addition of Miami and Virginia Tech. On Oct. 17, 2003, Boston College accepted an invitation to become the league's 12th member starting July 1, 2005.

The ACC added its 13th and 14th members on Sept. 18, 2011, when Pittsburgh and Syracuse accepted invitations to join the conference. The two schools officially joined the ACC on July 1, 2013.

Notre Dame also officially joined the ACC on July 1, 2013 after announcing on Sept. 12, 2012 its inten-

2015 ALL-ACC TEAM

FIRST TEAM

Pos.	Player	Team	Cl.
C	Chris Okey	Clemson	So.
1B	Will Craig	Wake Forest	So.
1B	Brendon Hayden	Virginia Tch	Sr.
2B	George Iskenderian	Miami (Fla.)	Jr.
2B	Nate Mondou	Wake Forest	So.
SS	Sutton Whiting	Louisville	Sr.
3B	David Thompson	Miami (Fla.)	Jr.
OF	Stuart Fairchild	Wake Forest	Fr.
OF	Corey Ray	Louisville	So.
OF	DJ Stewart	Florida State	Jr.
DH/UT	Zack Collins	Miami (Fla.)	So.
SP	Matthew Crownover	Clemson	Jr.
SP	Kyle Funkhouser	Louisville	Jr.
SP	Nathan Kirby	Virginia	Jr.
SP	Brendan McKay	Louisville	Fr.
RP	Zack Burdi	Louisville	So.

SECOND TEAM

Pos.	Player	Team	Cl.
C	Andrew Knizner	NC State	So.
1B	Preston Palmeiro	NC State	So.
2B	Andy Perez	Duke	Sr.
SS	Daniel Pinero	Virginia	So.
3B	Matt Gonzalez	Georgia Tech	Jr.
3B	Kenny Towns	Virginia	Sr.
OF	Jake Fincher	NC State	Sr.
OF	Reed Rohlfman	Clemson	Fr.
OF	Chris Shaw	Boston College	Jr.
DH/UT	Tyler Krieger	Clemson	Jr.
DH/UT	Brendan McKay	Louisville	Fr.
SP	Zac Gallen	North Carolina	So.
SP	Josh Rogers	Louisville	So.
SP	Thomas Woodrey	Miami (Fla.)	Jr.
RP	Josh Sborz	Virginia	Jr.
RP	Billy Strode	Florida State	Sr.

THIRD TEAM

Pos.	Player	Team	Cl.
C	Garrett Kennedy	Miami (Fla.)	Sr.
1B	Quincy Nieporte	Florida State	So.
2B	Logan Ratledge	NC State	Sr.
SS	Eli White	Clemson	So.
3B	Kyle Fiala	Notre Dame	So.
OF	Willie Abreu	Miami (Fla.)	So.
OF	Skye Bolt	North Carolina	Jr.
OF	Steven Duggar	Clemson	Jr.
OF	Saige Jenco	Virginia Tech	So.
OF	Robert Youngdahl	Notre Dame	Sr.
DH/UT	A.J. Murray	Georgia Tech	Sr.
SP	Brandon Gold	Georgia Tech	So.
SP	Benton Moss	North Carolina	Sr.
SP	Ryan Smoyer	Notre Dame	So.
SP	Andrew Suarez	Miami (Fla.)	Sr.
RP	Bryan Garcia	Miami (Fla.)	So.

ALL-FRESHMAN TEAM

Player	Pos.	Team
Dylan Busby	3B	Florida State
Kel Johnson	OF	Georgia Tech
Lincoln Henzman	RP	Louisville
Brendan McKay	SP/UT	Louisville
J.B. Bukauskas	SP	North Carolina
Brian Brown	SP	NC State
Brandon Bielak	SP	Notre Dame
Sean Guenther	RP	Notre Dame
Adam Haseley	OF	Virginia
Pavin Smith	1B	Virginia
Stuart Fairchild	OF	Wake Forest
Justin Yurchak	3B	Wake Forest
Player-of-the-Year	Will Craig	Wake Forest
Pitcher-of-the-Year	Matthew Crownover	Clemson
Freshman-of-the-Year	Brendan McKay	Louisville
Coach-of-the-Year	Dan McDonnell	Louisville

tion to enter the league for competition in all sports but football, bringing the membership of the conference to 15. The Fighting Irish plays five football games with ACC schools each year.

On July 1, 2014, Louisville entered the ACC on the same day Maryland withdrew, keeping the conference's membership at 15 institutions.



CHAMPIONSHIP TRADITION

CHAMPIONSHIP TRADITION

Clemson has made 12 appearances in the College World Series and has won 18 NCAA regional championships. The tradition dates to 1947, when Clemson advanced to the Final Eight of the NCAA Tournament before losing to Yale and a first-baseman named George Bush.

Clemson has won an ACC regular-season title 21 times, more than any other ACC school. The Tigers have won 14 ACC titles, also more than any other school. The program is tied for the most ACC Tournament titles (9) in history as well.



CHAMPIONSHIP TRADITION

THE TIGERS CELEBRATED THEIR 12TH COLLEGE WORLD SERIES BERTH AFTER DEFEATING ALABAMA IN THE 2010 CLEMSON SUPER REGIONAL.

TIGER TITLES

ACC REGULAR-SEASON TITLES (21)

Year	ACC	Overall
1954	8-4	14-10
1958	12-3	22-8
1959	11-5	24-8
1967	11-2	29-9
1973	10-2	24-16
1974	10-1	23-15
1975	10-2	33-10
1976	10-2	36-15
1977	9-1	42-10
1978	10-2	39-14
1979	10-1	40-15
1981	10-4	34-24
1982	10-2	37-22
1984	12-2	38-17
1985	9-4	36-30-1
1988	18-2	54-14
1991	18-3	60-10
1992	19-5	50-14
1994	20-4	57-18
1995	20-4	54-14
2006	24-6	53-16

ACC TOURNAMENT TITLES (9)

Year	ACCT	Overall
1976	3-0	36-15
1978	3-0	39-14
1980	4-0	38-21
1981	5-1	34-24
1989	5-0	50-20
1991	5-0	60-10
1993	5-1	45-20
1994	4-1	57-18
2006	4-1	53-16

NCAA REGIONAL TITLES (18)

Year	Regional	Overall
1947	3-1	24-5
1958	4-1	22-8
1959	3-0	24-8
1976	3-0	36-15
1977	3-1	42-10
1980	3-0	38-21
1991	4-0	60-10
1995	4-0	54-14
1996	4-0	51-17
1999	4-1	42-27
2000	3-0	51-18
2001	3-0	41-22
2002	3-0	54-17
2005	3-0	43-23
2006	3-0	53-16
2007	3-0	41-23
2009	4-1	44-22
2010	3-1	45-25

NCAA SUPER REGIONAL TITLES (4)

Year	SR	Overall
2000	2-0	51-18
2002	2-1	54-17
2006	2-0	53-16
2010	2-1	45-25

CWS APPEARANCES (12)

Year	CWS	Overall
1958	1-2	22-8
1959	1-2	24-8
1976	1-2	36-15
1977	1-2	42-10
1980	0-2	38-21
1991	0-2	60-10
1995	0-2	54-14
1996	2-2	51-17
2000	1-2	51-18
2002	2-2	54-17
2006	1-2	53-16
2010	2-2	45-25

DOUG KINGSMORE STADIUM



Doug Kingsmore Stadium, the home of Tiger baseball since 1970, has seen many changes and improvements over the years, but it has not lost its aesthetic beauty and unique feel on the west side of the Clemson University campus.

Former Clemson baseball star and Board of Trustees Emeritus Doug Kingsmore gave the athletic department a \$1 million gift towards renovation of Clemson's baseball stadium, formerly known as Tiger Field. During the 2002 and 2003 offseasons, Doug Kingsmore Stadium underwent radical renovations, as over \$5 million was spent. Since then, many other renovations have been performed to keep Doug Kingsmore Stadium among the best in the country.

Kingsmore played for the Tigers for three seasons (1952-54). An All-ACC and All-District III outfielder in 1954, he became the first Tiger in history to hit 10 home runs in a season. He did that in 1954 while playing just 24 games. He led the ACC in home runs and runs (25) that year, and he led the Tigers in batting average (.371), slugging percentage (.742) and RBIs (27).

Kingsmore played three years of professional baseball in the Baltimore Oriole organization before beginning a successful business career. He served three terms on the Clemson University Board of Trustees and became trustee emeritus when his elected term expired in 2002.

Clemson was No. 9 in the country in average attendance (4,251) in 2015. It marked the Tigers' 22nd straight top-20 finish and 14th season in a row in the top 10 in the nation. Thanks in large part to that fan support, StadiumJourney.com rated Doug Kingsmore Stadium as having one of the top-10 stadium experiences in the nation in 2015.

This outstanding fan support from the Clemson community and upstate of South Carolina has contributed to the Tigers' outstanding home-field record. Clemson has played at Doug Kingsmore Stadium for 46 years and has a winning percentage of 79 percent. That includes a 369-114 record (.764) in ACC regular-season contests.

The Tigers have had a winning record in all 46 seasons at Doug Kingsmore Stadium as well.

Nine times during the 1994 season, an opposing top-20 team tasted defeat at Doug Kingsmore Stadium, and four times a team ranked in the top three lost to the Tigers. Seven wins against top-20 teams, including three victories over a top-10 Florida State squad, were recorded at home in the 1996 season.

In 2000, the Tigers had an 8-3 record against top-25 foes at Doug Kingsmore Stadium. After Clemson won three games against No. 2 Florida State, head coach Mike Martin opined on how tough it is to play at Doug Kingsmore Stadium.

"If you had told me in 1992 that we were going to go to a place where we'd be 2-13 over the next eight years, I would have gone to the administration and suggested

we join another conference," Martin told the Tallahassee Democrat. "Clemson is a very tough place to play...the toughest place to play of any place I've ever competed in all my years of college baseball. The good news is it's 727 days before we have to go back to Clemson."

Martin echoed those sentiments 12 years later after his top-ranked Seminoles salvaged the series with their only win in the series in the finale at Doug Kingsmore Stadium in 2012.

"That was one of the biggest wins of the year for us. I don't care what anyone says...this is the toughest place that I have had to play a baseball game in all of my years of coaching."

Doug Kingsmore Stadium has seen steady improvement since its first season in 1970 and is now one of the top facilities in the country. Evidence of its high rating



DOUG KINGSMORE STADIUM

among facilities across the nation has been demonstrated in recent years, when Doug Kingsmore Stadium was named as a site for a regional and/or a super regional in 1994, 1995, 1996, 1998, 2000, 2001, 2002, 2005, 2006, 2009, 2010 and 2011.

The renovations began during the summer of 2002, which has kept Clemson's ballpark among the country's best. The stadium has a brick façade that surrounds every entrance. A green roof that covers much more of the stands and a press box that is twice as large adds to the comfort of fans attending the game and the media covering it. The press box, which is accessible by elevator, includes four large booths for broadcasting and a separate media center that accommodates 18 writers.

There is also a patio area outside the press box that is above the existing stands along the first and third-base lines. The area is used for receptions and other events.

Two ticket booths, concession stands with an adjoining picnic area and enlarged restrooms make the facility easily accessible and fan-friendly. A grand stairway leading from the McFadden Building parking lot to the stadium's main entrance is an added feature from a convenience and aesthetic aspect.

The players also realize improvements, as four batting cages were constructed beyond the right-field fence. The dugouts were almost doubled in length and width.

Prior to the 2005 season, PawVision, the videoboard that was used in the football stadium, was moved to Doug Kingsmore Stadium. Prior to the 2008 season, new lights were installed, then a practice facility with field turf was built behind the batting cages in 2009. Additional chairback seats were also added behind the right-field fence.

Before the 2010 season, the Thomas F. Chapman Grandstands were constructed behind the left-field fence, adding 1,000 seats. Chapman, who was a two-time All-ACC pitcher at Clemson (1963-65), gave \$2 million to the University, \$1 million of which went to the grandstands.

Before the 2013 season, chairback seats were added in the main grandstand, replacing the bleacher seats. The videoboard was upgraded as well. After the 2013 season, the playing surfaced was re-leveled and an upgraded drainage system was installed that can handle multiple inches of rain per hour without pooling of water. Home plate was also moved out 10 feet, creating more space



behind home plate and shorter distances to the outfield fence.

In 2015, the stadium continued with upgrades, including a new three-story building behind the first-base dugout. It houses a state-of-the-art clubhouse, coaches offices and a player lounge among other amenities. Premium seating was also added behind home plate. A year later, a berm was created behind the third-base stands and is a favorite among young Tiger fans.

The stadium is located in the middle of Clemson's athletic facilities. It is across the street from Littlejohn Coliseum, home of Tiger basketball, and Memorial Stadium, home of Clemson football. It is located directly behind Jervey Athletic Center, home of the baseball offices.

Doug Kingsmore Stadium has over 4,500 permanent seats, but is capable of holding 6,272 fans thanks to a

hill area down the left-field line that is popular with the Clemson student-body. The stadium attendance record was set on March 7, 2004 when 6,480 fans saw No. 5 South Carolina defeat the Tigers 8-7 in 10 innings.

The park also features a terrace in the outfield adjacent to the fence, similar to the old Crosley Field in Cincinnati, Ohio, which ironically was torn down the year Doug Kingsmore Stadium was built. Bill Wilhelm, Clemson's longtime coach who was the skipper when the field was built, liked the look and practicality of a field with grass all the way around the outfield instead of gravel or dirt.

Former MLB catcher Jason Varitek, who played at Georgia Tech in the 1990s, said Doug Kingsmore Stadium was his favorite venue to play at. "They had rowdy fans. And the fans are right on the action. They were closer to the on-deck circle than we were."

RECORD VS. OPPONENTS AT DOUG KINGSMORE STADIUM

Opponent ^(First-Last Game)	W-L	Win %	Florida Atlantic ⁽¹⁹⁹⁸⁾	1-1	.500	Miami (Ohio) ⁽²⁰¹⁰⁾	1-0	1.000	South Alabama ⁽¹⁹⁸⁷⁻⁰²⁾	4-3	.571
Alabama ⁽¹⁹⁸³⁻¹⁰⁾	5-4	.556	Florida Gulf Coast ⁽²⁰¹⁰⁾	3-1	.750	Michigan State ⁽²⁰⁰⁹⁾	1-0	1.000	South Carolina⁽¹⁹⁷⁰⁻¹⁵⁾	50-27	.649
Alabama-Birmingham ⁽²⁰¹²⁾	2-1	.667	Florida International ⁽¹⁹⁸⁵⁾	1-1	.500	Middle Tennessee ⁽²⁰⁰⁰⁾	2-0	1.000	South Carolina-Aiken ⁽¹⁹⁸⁵⁾	1-0	1.000
Appalachian State ⁽¹⁹⁷³⁻¹⁴⁾	17-2	.895	Florida State⁽¹⁹⁷¹⁻¹⁴⁾	29-17	.630	Mississippi State ⁽²⁰⁰⁰⁻⁰⁶⁾	3-0	1.000	South Carolina-Upstate ⁽²⁰⁰⁹⁻¹³⁾	3-0	1.000
Arkansas ⁽²⁰⁰²⁾	2-1	.667	Francis Marion ⁽¹⁹⁷⁶⁻⁸⁶⁾	4-1	.800	Morehead State ⁽¹⁹⁹⁷⁻¹³⁾	5-0	1.000	South Florida ⁽¹⁹⁹⁶⁾	1-2	.333
Auburn ⁽¹⁹⁸⁷⁻⁰⁴⁾	10-5	.667	Furman⁽¹⁹⁸³⁻¹⁵⁾	30-5	.857	Navy ⁽¹⁹⁹⁵⁾	1-0	1.000	Southern California ⁽¹⁹⁹⁸⁾	0-1	.000
Ball State ⁽¹⁹⁸⁴⁾	1-2	.333	Gardner-Webb ⁽¹⁹⁷⁵⁻¹⁵⁾	9-0	1.000	Nevada-Las Vegas ⁽²⁰⁰⁰⁻¹⁴⁾	3-1	.750	Stetson ⁽¹⁹⁹⁸⁾	3-0	1.000
Belmont Abbey ⁽¹⁹⁷⁰⁻⁷¹⁾	3-0	1.000	George Mason ⁽¹⁹⁹⁵⁻⁰⁷⁾	8-1	.889	New Hampshire ⁽¹⁹⁹⁴⁾	1-0	1.000	Tampa ⁽¹⁹⁹²⁾	3-0	1.000
Boston College⁽²⁰⁰⁷⁻¹⁴⁾	10-5	.667	George Washington ⁽¹⁹⁷⁰⁾	1-0	1.000	New York Tech ⁽²⁰⁰¹⁾	3-0	1.000	Tennessee ⁽¹⁹⁸¹⁻⁹⁷⁾	12-2	.857
California ⁽¹⁹⁹⁷⁾	1-2	.333	Georgia⁽¹⁹⁷⁰⁻¹⁵⁾	35-15	.700	Newberry ⁽¹⁹⁷⁷⁾	0-1	.000	Tennessee Tech ⁽²⁰⁰³⁻¹²⁾	5-0	1.000
California-Irvine ⁽²⁰⁰⁵⁾	3-0	1.000	Georgia Regents ⁽¹⁹⁸⁴⁻⁹¹⁾	2-0	1.000	North Carolina ⁽¹⁹⁷⁰⁻¹⁵⁾	39-18	.684	Toledo ⁽¹⁹⁷⁶⁻⁷⁷⁾	5-3	.625
Campbell ⁽¹⁹⁸²⁻⁹⁰⁾	3-1	.750	Georgia Southern ⁽¹⁹⁷¹⁻¹⁵⁾	30-12	.714	North Carolina A&T ⁽²⁰⁰⁵⁾	1-0	1.000	Valdosta State ⁽¹⁹⁸⁷⁾	2-0	1.000
Central Florida ⁽²⁰⁰⁴⁾	1-2	.333	Georgia Tech⁽¹⁹⁷⁰⁻¹³⁾	37-17	.685	North Carolina State⁽¹⁹⁷⁰⁻¹⁴⁾	44-18	.710	Vanderbilt ⁽¹⁹⁸⁶⁾	1-1	.500
Central Michigan ⁽¹⁹⁷³⁾	0-1	.000	High Point ⁽¹⁹⁷⁶⁻¹⁴⁾	9-0	1.000	North Carolina-Asheville ⁽¹⁹⁹⁸⁻⁰⁹⁾	4-0	1.000	Vermont ⁽¹⁹⁷⁰⁾	1-0	1.000
Charleston Southern⁽¹⁹⁷⁶⁻¹⁵⁾	14-1	.933	Holy Cross ⁽²⁰¹²⁾	1-0	1.000	North Carolina-Greensboro ⁽²⁰⁰⁸⁾	2-0	1.000	Virginia ⁽¹⁹⁷⁰⁻¹³⁾	41-13	.759
Charleston, College of⁽²⁰⁰¹⁻¹⁵⁾	13-1	.929	Howard ⁽¹⁹⁷⁸⁻⁸²⁾	10-0	1.000	North Carolina-Wilmington ⁽¹⁹⁷⁶⁻⁰⁹⁾	21-3	.875	Virginia Tech ⁽¹⁹⁸⁰⁻¹⁴⁾	18-2	.900
Charlotte ⁽¹⁹⁸⁵⁻⁰⁹⁾	8-2	.800	Illinois ⁽¹⁹⁸⁶⁻⁰⁰⁾	3-0	1.000	Notre Dame ⁽¹⁹⁹⁴⁻¹⁵⁾	1-3	.250	Wake Forest ⁽¹⁹⁷⁰⁻¹⁵⁾	53-10	.841
Cincinnati ⁽²⁰¹¹⁾	1-0	1.000	Jacksonville ⁽¹⁹⁹⁵⁾	1-0	1.000	Ohio ⁽¹⁹⁷⁰⁻⁰¹⁾	14-7	.667	West Virginia ⁽¹⁹⁷²⁻¹⁵⁾	7-2	.778
Citadel, The ⁽¹⁹⁸²⁻⁰⁴⁾	13-2	.867	James Madison⁽¹⁹⁷⁶⁻¹⁴⁾	17-0	1.000	Ohio State ⁽¹⁹⁸⁰⁻⁸⁸⁾	9-3	.750	Western Carolina⁽¹⁹⁷⁴⁻¹⁵⁾	41-5	.891
Coastal Carolina ⁽¹⁹⁸⁸⁻¹⁴⁾	31-6	.838	Kansas ⁽²⁰⁰⁶⁾	2-1	.667	Oklahoma State ⁽²⁰⁰⁹⁾	2-1	.667	Western Michigan ⁽¹⁹⁷³⁾	1-1	.500
Columbus ⁽¹⁹⁹¹⁾	2-0	1.000	Kansas State ⁽¹⁹⁹⁹⁾	3-0	1.000	Old Dominion ⁽¹⁹⁸³⁻⁰³⁾	27-5	.844	Wichita State ⁽¹⁹⁸¹⁾	0-1	.000
Connecticut ⁽²⁰¹¹⁾	0-2	.000	Kentucky ⁽¹⁹⁸⁵⁻⁹⁷⁾	4-1	.800	Oral Roberts ⁽²⁰⁰⁵⁻⁰⁶⁾	3-0	1.000	William & Mary ⁽²⁰⁰⁰⁻¹³⁾	5-1	.833
Davidson ⁽¹⁹⁸⁶⁻¹¹⁾	3-0	1.000	Lewis ⁽¹⁹⁷⁷⁻⁷⁸⁾	6-0	1.000	Pacific ⁽²⁰⁰⁷⁾	3-0	1.000	Winthrop⁽¹⁹⁸¹⁻¹⁵⁾	15-5	.750
Dayton ⁽²⁰¹⁰⁾	1-0	1.000	Liberty ⁽¹⁹⁸⁸⁻¹⁴⁾	2-3	.400	Presbyterian College⁽²⁰⁰⁹⁻¹⁵⁾	5-2	.714	Wofford⁽¹⁹⁹⁹⁻¹⁵⁾	11-0	1.000
Duke ⁽¹⁹⁷⁰⁻¹⁵⁾	49-7	.875	Louisville ⁽¹⁹⁷⁰⁻¹⁵⁾	7-2	.778	Purdue ⁽²⁰⁰²⁾	3-0	1.000	Wright State ⁽²⁰¹⁰⁻¹³⁾	6-0	1.000
East Carolina ⁽¹⁹⁷⁹⁻⁰²⁾	9-2	.818	Maine⁽¹⁹⁹⁶⁻¹⁴⁾	18-1	.947	Richmond ⁽²⁰⁰¹⁾	2-1	.667	Totals	1108-299	.787
East Tennessee State ⁽¹⁹⁷¹⁻¹¹⁾	16-4	.800	Maryland ⁽¹⁹⁷⁰⁻¹³⁾	57-4	.934	Rider ⁽¹⁹⁷⁰⁾	2-0	1.000	Note: Bold denotes 2016 opponent scheduled to play at Doug Kingsmore Stadium.		
Eastern Kentucky ⁽¹⁹⁹²⁾	2-0	1.000	Marshall ⁽¹⁹⁷⁵⁻⁹⁰⁾	15-1	.938	Sacred Heart ⁽²⁰¹¹⁾	1-0	1.000			
Eastern Michigan ⁽²⁰¹¹⁻¹⁴⁾	4-2	.667	Memphis ⁽²⁰⁰⁷⁾	2-1	.667	Saint John's ⁽¹⁹⁷⁵⁾	1-0	1.000			
Elon ⁽²⁰⁰⁰⁻¹²⁾	13-6	.684	Mercer ⁽¹⁹⁷⁴⁻⁰⁸⁾	9-1	.900	Seton Hall ⁽¹⁹⁸⁹⁻⁰¹⁾	5-0	1.000			
Erskine ⁽¹⁹⁷⁷⁻⁸⁴⁾	4-0	1.000	Miami (Fla.) ⁽¹⁹⁸⁹⁻¹⁴⁾	11-10	.524	Siena ⁽¹⁹⁹⁶⁾	2-0	1.000			



DOUG KINGSMORE STADIUM

2015 ATTENDANCE LEADERS

Rk	School	Dates	Total	Avg.
1.	Louisiana State	39	421,171	10,799
2.	Arkansas	33	273,605	8291
3.	Mississippi	26	208,362	8014
4.	Mississippi State	31	230,918	7449
5.	South Carolina	34	250,057	7355
6.	Texas	23	127,802	5557
7.	Texas A&M	41	199,119	4857
8.	Florida State	37	158,284	4278
9.	Clemson	28	119,023	4251
10.	TCU	36	147,335	4093



DOUG KINGSMORE STADIUM

YEAR-BY-YEAR RECORDS

Year	ACC	Win %	Overall	Win %
1970	10-0	1.000	20-1	.952
1971	6-1	.857	17-6	.739
1972	4-1	.800	12-3	.800
1973	3-1	.750	8-7	.533
1974	6-1	.857	13-3	.813
1975	7-1	.875	18-2	.900
1976	7-0	1.000	15-4	.789
1977	6-2	.750	23-4	.852
1978	6-0	1.000	24-2	.923
1979	5-0	1.000	17-2	.895
1980	7-2	.778	25-6	.806
1981	7-0	1.000	17-9	.654
1982	7-1	.875	21-7	.750
1983	4-1	.800	16-5	.762
1984	6-2	.750	21-10	.677
1985	5-0	1.000	16-9	.640
1986	6-2	.750	23-7	.767
1987	8-2	.800	30-6	.833
1988	11-0	1.000	30-2	.938
1989	7-1	.875	27-5	.844
1990	8-2	.800	26-5	.839
1991	10-1	.909	31-1	.969
1992	10-2	.833	27-4	.871
1993	4-6	.400	23-8	.742
1994	11-1	.917	28-5	.848
1995	11-1	.917	33-1	.971
1996	9-3	.750	34-8	.810
1997	9-2	.818	28-5	.848
1998	9-2	.818	33-6	.846
1999	9-3	.750	25-7	.781
2000	10-2	.833	37-5	.881
2001	10-2	.833	27-8	.771
2002	7-5	.583	36-9	.800
2003	9-3	.750	27-6	.818
2004	10-2	.833	23-9	.719
2005	11-4	.733	25-7	.781
2006	15-0	1.000	36-5	.878
2007	9-6	.600	25-11	.694
2008	6-9	.400	18-13	.581
2009	11-4	.733	31-9	.775
2010	12-3	.800	29-9	.763
2011	9-6	.600	28-9	.757
2012	8-7	.533	21-14	.600
2013	10-5	.667	26-9	.743
2014	7-8	.467	22-12	.647
2015	7-7	.500	16-14	.533
Totals	369-114	.764	1108-299	.787

CLEMSON VS. ACC AT DOUG KINGSMORE STADIUM

Team	W-L	Win %
Boston College	10-5	.667
Duke	48-7	.873
Florida State	23-13	.638
Georgia Tech	31-15	.674
Louisville	1-2	.333
Maryland	57-4	.934
Miami (Fla.)	8-7	.533
North Carolina	39-18	.684
NC State	43-18	.705
Notre Dame	1-2	.333
South Carolina	2-0	1.000
Virginia	44-13	.772
Virginia Tech	12-0	1.000
Wake Forest	50-10	.833
Totals	369-114	.764

Note: Only includes regular-season games and record against opponents as members of the ACC.

SINGLE-SEASON ATTENDANCE BESTS

Rk	Year	Dates	Total	Avg.
1.	2007	34	163,537	4810
2.	2013	31	147,296	4751
3.	2006	39	184,946	4742
4.	2009	36	170,156	4727
5.	2010	35	164,285	4694

PLAYER FACILITY



In the 2016 season, the Clemson baseball staff has several new faces, including Monte Lee, who was announced as the new head coach of the Tigers on June 18, 2015. But the coaching staff is not the only aspect that looks a little different.

On October 2, 2015, director of athletics Dan Radakovich officially opened the new baseball player facility located behind the first-base stands. The new facility, a \$9 million addition to Doug Kingsmore Stadium, is the first building to open as part of the Will to Lead Campaign at Clemson University.

The 20,000 square-foot facility replaces the old 3,500 square-foot locker room and players' lounge facility that was housed under the first-base stands. The new complex includes many state-of-the-art features that improve the experience of coaches, players and staff, and also improve the recruiting process.

The first-floor additions to the player facility are complete with a "lobby of legacy," which includes interactive displays for fans to observe the rich heritage of the storied baseball program. The museum-styled lobby includes infographics displaying Clemson's All-

Americans, major leaguers, national players-of-the-year, conference trophies, College World participant trophies and Gold Glove awards.

Beyond the lobby is a players' lounge, complete with an area for games. The walls are covered with graphics of former players, quotes and highlights of Clemson baseball, including the 2010 regional victory when the Tigers climbed the outfield wall to celebrate with fans in the Cajun Café.

Five-flat screen televisions surrounded by modern furniture throughout encompass the lounge, which is



PLAYER FACILITY



complete with a kitchen area and high-stooled seating that is used for pregame and postgame meals.

The old player lounge is now part of an expanded training room for the athletes with a medical office, cold and hot tubs as well as treatment tables for day-to-day operations of the athletic training staff.

Just down the hall from the training room is a laundry room and equipment room. Prior to these amenities, players and staff had to walk to Jervy Athletic Center to receive medical treatment and equipment needed to compete at the highest level. Continuing down the hallway from the equipment room is a staff locker room, complete with eight lockers, including a head coaches gameday office and locker room.

Connected to the dugout is an area where players store their equipment, including drying racks for shoes and industrial sinks to keep the iconic white cleats looking brand new.

Exiting the mudroom is a very unique aspect of the facility. An alumni locker room is a feature that is next to the player locker room. It is the home of former Tigers who return to their home at Clemson to work out during their professional offseason.

Frosted doors to the left of the alumni locker room open to a beautiful, dark, wooden locker room layout, complete with 44 lockers exclusively for the players.

Each locker door is engraved with an orange tiger paw that opens to an area that players keep their equipment and personal items locked in a safe. The inside of the locker includes a personal power outlet that can be used to charge various electronics.

Below each locker is a drawer that is utilized for footwear storage. The center of the locker room features a customized lighting system that casts an orange tiger paw on the center of the floor to add a unique look to the room when all lights are turned off. Four televisions in each section of the room are located above the lockers and 10 showerheads replace the four that were once part of the old player facility.

To the left of the locker room is an elevator that services all three floors of the complex. When entering the second floor, a scenic view of Doug Kingsmore Stadium is the backdrop of the auditorium that has 42 gray, movie-theater style seats, each with an orange tiger paw backing.

The second story also features mannequins that sport the traditional uniforms of the Tigers, complete with the iconic white cleats and "Clemson" styled pants, and includes a kitchen that is utilized for various events and meals. The second-floor classroom leads onto a patio area that is utilized during recruiting events as well as additional standing room during games.

The third floor of the complex houses the offices for coaches as well as the director of baseball operations. Each office, with ceilings over 10 feet high, includes a large television and modern desk. The coaches' offices face the field and have personal balconies overlooking Doug Kingsmore Stadium. A workroom, kitchen area and conference room featuring an 80" television are also on the third floor.

"With a facility like this, our players will show you (the fans) how to play the game of baseball the right way," said Lee during the ribbon cutting ceremony. "There gratitude for this facility will be displayed on the field."

Lee's comments were echoed by graduate righthander Patrick Andrews.

"This truly is a spectacular facility, and we hope to show our appreciation for it on the field, in the classroom and in our lives as we go forward."

Junior catcher Chris Okey expressed his appreciation as well.

"It's such an incredible complex, and I am blessed to be here to experience it."

Bob Mahony, Neil Simons and many other former players and coaches were instrumental in the process of raising funds for the facility, making it one of the finest facilities of its kind in the nation.

"It will be the nicest facility in the country once it is done," said Brad Owens, director of baseball operations. "Everything is being done the right way, and it is unlike anything else in the nation."

Owens foresight is certainly correct, as Tiger players in 2016 and beyond will reap its benefits.



ATHLETIC FACILITIES

LOCATED DIRECTLY BEHIND DOUG KINGSMORE STADIUM, JERVEY ATHLETIC CENTER HOUSES THE BASEBALL TEAM'S SPACIOUS STRENGTH TRAINING FACILITY AND A LARGE ATHLETIC TRAINING ROOM.



JERVEY ATHLETIC CENTER & McFADDEN BUILDING

The Jervy Athletic Center, named in honor of one of Clemson's most beloved sons (Frank Johnstone Jervy), is a two-level complex that is the home of the university's intercollegiate athletic program.

Clemson added the McFadden Building, the former home of Tiger football, to house athletic department operations. It was named in honor of Banks McFadden, the greatest Tiger athlete of the 20th century who played three sports at Clemson in the late 1930s.

Jervy Athletic Center and McFadden Building houses under two roofs offices for all of the coaching and related staffs for many of Clemson's sports, a unique feature that places the center among the most modern of its kind anywhere. Within the complexes are all of the personnel and related facilities needed to conduct an effective, top-flight intercollegiate athletic program.

Beneath the main floor of Jervy Athletic Center are dressing rooms for many of the varsity sports. Other facilities on this level include coaches' dressing rooms, a spacious training room and an equipment room.

Attached to and complementing the administrative-coaching personnel building is a two-level, multi-purpose structure of 29,000 square-feet. The upper level of this building is where Jervy Gym is located.

The Jervy Athletic Center provides Tiger student-athletes with the most modern and up-to-date facilities in the country. It is one reason the Clemson University athletic program is recognized as one of the best in the entire country.

STRENGTH TRAINING ROOM

One of the most important facilities on the Clemson athletic landscape is the strength & conditioning facility. Located in Jervy Athletic Center, it has continued to keep up with one of the most progressive areas in college sports. Director of Olympic sports strength & conditioning Rick Franzblau makes sure Clemson student-athletes are ready for competition.

The strength training room recently had a fourth major facility enhancement. The facility covered 11,000 square feet before the renovations. But it has continued to grow and now covers nearly 15,000 square feet of space. It

is one of the most modern all-around facilities in the country.

The following improvements were made:

- State-of-the-art sound system
- Eight flat-screen televisions
- Two computerized message displays
- State-of-the-art ventilation system
- New lighting system
- 18 new Sorinex Base Camp power racks
- PLAE multi-purpose rubberized flooring
- New purple upholstery on weightlifting equipment
- New paint on surrounding walls and columns
- Front entrance drop ceiling
- Metal overlay for awards displays
- Reconstruction of entryway walls
- Two 30m turf training sections

The plush atmosphere provides an interesting contrast to the physical exertion that takes place within the facility. When a student-athlete enters the etched-glass doors, he or she is greeted by nearly \$700,000 worth of state-of-the-art equipment.

The 10 televisions/displays are positioned throughout the facility and are used for training and instruction, as strength coaches film athletes and work with them on their form.

Clemson has a staff of three full-time strength coaches along with two graduate assistants and four interns who ensure a Tiger baseball player receives as much individual attention as possible. Franzblau makes training programs position specific, as they are designed to meet the specific needs of each player.

ATHLETIC TRAINING ROOM

The athletic training room is an important component of Clemson's athletic success. It is run by Head athletic trainer Danny Poole and houses the latest rehabilitation equipment. He heads up a staff of six full-time individuals, including baseball athletic trainer Travis Johnston and baseball graduate athletic trainer Will Payne, with decades of experience. This staff (25 student/graduate athletic trainers) provides student-athletes with the best possible medical care.

The athletic training room is one of the nation's top facilities and includes a hydrotherapy area, hot/cold jacuzzis and a treatment tank with an underwater treadmill. Also, the athletic training room include a Bio-dex System 4 Isokinetic machine, numerous stationary bikes, upper-body exerciser, elliptical and all the latest modality devices for all kinds of treatment.

The team physician and orthopedist have offices and an orthopedic examination room located in the athletic training room. There are staff members present from 7 a.m., until late in the evening, and the team physician is available in the athletic training room daily and at all hours for special situations with student-athletes.



BASEBALL GROUNDS CREW



FRONT ROW (LEFT TO RIGHT) - ELI ROLAND, CLAY BARNETTE, ETHAN BARNETTE, TUCKER DILLE, MIKE GOODWIN, HUNTER ELWOOD, BEN WILSON, RAY HUBBARD. BACK ROW - DON GARRETT, MIKE ECHOLS, DANIEL MCKINNEY, BERT McCARTY, K.C. BELL, BRANDON GREEN, CALVIN MITCHELL, JACOB ADDISON. NOT PICTURED - MARK HENDRICKS, THOMAS LATIMER, MAX McCARTY, LUKE RODGERS.

Doug Kingsmore Stadium's playing surface is one of the best in the nation thanks to the dedication of many members of the Tiger grounds crew. Mike Echols, supervisor of athletic grounds for the past 14 years and a former Tiger golfer (1981-83), heads up the team.

In 2005, ABCA and Turface Athletics awarded Echols and the grounds crew, which includes many volunteers, as having the best collegiate baseball field in the country based on their exemplary infield and turf maintenance programs. It is a distinction the grounds crew members take great pride in.

In the summer of 2013, the playing surface was re-leveled and a new state-of-the-art drainage system was added.

Today, the Tiger grounds crew has former members working for the several major league organizations and many other venues across the country.



OMAHA CHALLENGE



In the fall of 1998, former head coach Jack Leggett conceived a first-of-its-kind offseason competition to test his players and build team unity. With Clemson's College World Series tradition, he coined the competition the "Omaha Challenge." Seventeen years later, it is an often-imitated event throughout the country. What once was a set of drills limited to the weightroom has turned into a challenging

yet fun compilation of events ranging all over Clemson's picturesque campus.

The team-building and camaraderie the Omaha Challenge instills in every Tiger player is evident after watching the teams excitedly and passionately endure the competitions, including a mile run, obstacle course, shuttle run, uphill car push and grueling hill run on a Lake Hartwell dike.

Rick Franzblau, director of Olympic sports strength & conditioning, directed the events. There were four teams with one captain per team. Those captains had a draft to choose players.

Team Gray, captained by Eli White, came out on top. Members of Team Glue were Stokes Brownlee, Jackson Campana, Andrew Cox, Robert Jolly, Pat Krall, Wales Toney, Andrew Towns, Mike Triller and White.



MAJOR LEAGUE TIGER CAREER STATS

BATTING

Player	Last Team	Years (Seasons)	G	AB	R	H	2B	3B	HR	RBI	BA
Jeff Baker	Marlins	2005-15 (11)	748	1793	244	474	108	15	54	235	.264
Brian Barnes	Dodgers	1990-94 (5)	116	107	3	15	0	0	0	4	.140
Kris Benson	Orioles	1999,00,02-06,09,10 (9)	191	316	23	41	7	0	1	22	.130
Jerry Brooks	Marlins	1993,96 (2)	17	14	4	4	1	1	1	4	.286
Ty Cline	Reds	1960-71 (12)	892	1834	251	437	53	25	6	125	.238
Cad Coles	Packers	1914 (1)	78	194	17	49	7	3	1	25	.253
Tyler Colvin	Giants	2009-14 (6)	441	1215	164	290	63	21	49	178	.239
John Curtis	Angels	1970-84 (15)	445	359	29	63	4	3	0	16	.175
Mark Davidson	Astros	1986-91 (6)	413	661	88	149	27	3	6	57	.225
Rusty Gerhardt	Padres	1974 (1)	23	6	0	1	0	0	0	0	.167
Khalil Greene	Cardinals	2003-09 (7)	736	2567	322	628	157	14	90	352	.245
Bert Heffernan	Mariners	1992 (1)	8	11	0	1	1	0	0	1	.091
Mike Holtz	Red Sox	1996-02,06 (8)	174	3	0	0	0	0	0	0	.000
Jimmy Key	Orioles	1984-98 (15)	437	2	0	0	0	0	0	0	.000
Billy Koch	Marlins	1999-04 (6)	65	2	0	0	0	0	0	0	.000
Brian Kowitz	Braves	1995 (1)	10	24	3	4	1	0	0	3	.167
Joe Landrum	Dodgers	1950,52 (2)	16	8	0	1	0	0	0	1	.125
Matthew LeCroy	Twins	2000-07 (8)	476	1388	146	361	68	1	60	218	.260
John McMakin	Dodgers	1902 (1)	4	11	3	2	0	0	0	0	.182
Norm McMillan	Cubs	1922-24,28,29 (5)	413	1356	157	353	74	16	6	147	.260
Billy McMillon	Athletics	1996,97,00,01,03,04 (6)	269	601	66	149	35	3	16	93	.248
Brad Miller	Mariners	2013-15 (3)	343	1111	132	275	48	14	29	118	.248
Shane Monahan	Mariners	1998-99 (2)	78	226	20	53	8	1	4	28	.235
Billy O'Dell	Pirates	1954,56-67 (13)	530	528	43	66	6	0	2	19	.125
Kyle Parker	Rockies	2014,15 (2)	64	132	11	24	4	1	3	12	.182
Ben Paulsen	Rockies	2014,15 (2)	147	388	50	110	23	4	15	59	.284
Flint Rhem	Cardinals	1924-28,30-36 (12)	294	610	43	88	11	0	3	48	.144
Bill Schroeder	Angels	1983-90 (8)	376	1262	153	303	49	1	61	152	.240
Kurt Seibert	Cubs	1979 (1)	7	2	2	0	0	0	0	0	.000
Richie Shaffer	Rays	2015 (1)	31	74	11	14	3	0	4	6	.189
Danny Sheaffer	Cardinals	1987,89,93-97 (7)	389	946	87	219	38	5	13	110	.232
Vet Sitton	Indians	1909 (1)	14	13	0	2	1	0	0	0	.154
Bill Spiers	Astros	1989-01 (13)	1252	3408	477	922	158	35	37	388	.271
Tim Teufel	Padres	1983-93 (11)	1073	3112	415	789	185	12	86	379	.254
Denny Walling	Astros	1975-92 (18)	1271	2945	372	799	142	30	49	380	.271
Keith Williams	Giants	1996 (1)	9	20	0	5	0	0	0	0	.250
Scott Winchester	Reds	1997,98,00,01 (4)	35	26	0	3	0	0	0	1	.115

Note: **Bold** denotes 2015 major leaguer.

PITCHING

Player	Last Team	Years (Seasons)	W-L	Win %	App.	GS	IP	H	BB	SO	ERA
Brian Barnes	Dodgers	1990-94 (5)	14-22	.389	116	56	406.1	364	204	275	3.94
Kris Benson	Diamondbacks	1999,00,02-06,09,10 (9)	70-75	.483	206	200	1243.2	1292	441	806	4.42
Jason Berken	Cubs	2009-12 (4)	10-20	.333	110	28	248.2	320	91	163	5.36
Mike Brown	Mariners	1982-87 (6)	12-20	.375	61	42	253.2	324	102	115	5.75
John Curtis	Angels	1970-84 (15)	89-97	.478	438	199	1641.0	1695	669	825	3.96
Chris Dwyer	Royals	2013 (1)	0-0	----	2	0	3.0	2	1	2	0.00
Rusty Gerhardt	Padres	1974 (1)	2-1	.667	23	1	35.2	44	17	22	7.07
Mike Holtz	Red Sox	1996-02,06 (8)	16-19	.457	353	0	240.0	245	131	223	4.76
Steven Jackson	Pirates	2009,10 (2)	2-4	.333	51	0	54.1	55	28	28	4.31
Jimmy Key	Orioles	1984-98 (15)	186-117	.614	470	389	2591.2	2518	668	1538	3.51
Billy Koch	Marlins	1999-04 (6)	29-25	.537	379	0	407.1	379	191	357	3.89
Joe Landrum	Dodgers	1950,52 (2)	1-3	.250	16	5	44.2	58	11	22	5.64
Dominic Leone	Diamondbacks	2014,15 (2)	8-7	.533	70	0	81.1	71	34	79	3.32
John McMakin	Dodgers	1902 (1)	2-2	.500	4	4	32.0	34	11	6	3.09
Mike Milchin	Orioles	1996 (1)	3-1	.750	39	0	32.2	44	17	29	7.44
D.J. Mitchell	Yankees	2012 (1)	0-0	----	4	0	4.2	7	3	2	3.86
Daniel Moskos	Pirates	2011 (1)	1-1	.500	31	0	24.1	29	9	11	2.96
Ron Musselman	Blue Jays	1982,84,85 (3)	4-2	.667	48	4	89.1	95	40	47	3.73
Billy O'Dell	Pirates	1954,56-67 (13)	105-100	.512	479	199	1817.0	1697	556	1133	3.29
John Pawlowski	White Sox	1987,88 (2)	1-0	1.000	8	0	17.2	27	6	12	7.64
Chuck Porter	Brewers	1981-85 (5)	13-13	.500	54	34	237.0	278	54	136	4.14
Flint Rhem	Cardinals	1924-28,30-36 (12)	105-97	.520	294	229	1725.1	1958	529	534	4.20
Tony Sipp	Astros	2009-15 (7)	21-16	.568	420	0	363.0	271	165	392	3.50
Vet Sitton	Indians	1909 (1)	3-2	.600	14	5	50.0	50	16	16	2.88
Brian Snyder	Athletics	1985,89 (2)	1-2	.333	17	6	36.0	46	21	24	6.75
Harold Stowe	Yankees	1960 (1)	0-0	----	1	0	1.0	0	1	0	9.00
Ken Vining	White Sox	2001 (1)	0-0	----	8	0	6.2	15	7	3	17.55
Matt White	Nationals	2003,05 (2)	0-2	.000	7	1	9.2	17	8	3	16.76
Scott Winchester	Reds	1997,98,00,01 (4)	3-8	.273	38	17	116.1	149	35	55	5.42

Note: **Bold** denotes 2015 major leaguer.



MAJOR LEAGUE BESTS

SEASONS

Rk	Player	Years	Seasons
1.	Denny Walling	1975-92	18
2.	John Curtis	1970-84	15
	Jimmy Key	1984-98	15
4.	Billy O'Dell	1954,56-67	13
	Bill Spiers	1989-01	13

CAREER HITS

Rk	Player	Years (Seasons)	Hits
1.	Bill Spiers	1989-01 (13)	922
2.	Denny Walling	1975-92 (18)	799
3.	Tim Teufel	1983-93 (11)	789
4.	Khalil Greene	2003-09 (7)	628
5.	Jeff Baker	2005-15 (11)	474

CAREER WINS

Rk	Player	Years (Seasons)	Wins
1.	Jimmy Key	1984-98 (15)	186
2.	Flint Rhem	1924-28,30-36 (12)	105
	Billy O'Dell	1954,56-67 (13)	105
4.	John Curtis	1970-84 (15)	89
5.	Kris Benson	1999,00,02-06,09,10 (9)	70

LED LEAGUE IN STATISTICAL CATEGORY

Year	Player	Team (League)	Cat.	Stat
1926	Flint Rhem	Cardinals (NL)	Wins	20
1958	Billy O'Dell	Orioles (AL)	K/BB	2.69
	Billy O'Dell	Orioles (AL)	HR/9 IP	0.53
1987	Jimmy Key	Blue Jays (AL)	ERA	2.76
	Jimmy Key	Blue Jays (AL)	Opp. BA	.221
	Jimmy Key	Blue Jays (AL)	Opp. OB %	.273
1993	Jimmy Key	Yankees (AL)	Win %	.750
1994	Jimmy Key	Yankees (AL)	Wins	17


ALL-STAR GAME SELECTIONS

Year	Player	Pos.	Team (League)
1958	Billy O'Dell	LHP	Orioles (AL)
1959	Billy O'Dell	LHP	Orioles (AL)
1985	Jimmy Key	LHP	Blue Jays (AL)
1991	Jimmy Key	LHP	Blue Jays (AL)
1993	Jimmy Key	LHP	Yankees (AL)
1994	Jimmy Key	LHP	Yankees (AL)

WORLD SERIES PARTICIPANTS

Year	Player	Pos.	Team (League)
1922	Norm McMillan	3B	Yankees (AL)
1926	* Flint Rhem	RHP	Cardinals (NL)
1928	Flint Rhem	RHP	Cardinals (NL)
1929	Norm McMillan	3B	Cubs (NL)
1930	Flint Rhem	RHP	Cardinals (NL)
1931	* Flint Rhem	RHP	Cardinals (NL)
1962	Billy O'Dell	LHP	Giants (NL)
1970	Ty Cline	OF	Reds (NL)
1986	* Tim Teufel	2B	Mets (NL)
1987	* Mark Davidson	OF	Twins (AL)
1992	* Jimmy Key	LHP	Blue Jays (AL)
1996	* Jimmy Key	LHP	Yankees (AL)
2007	Jeff Baker	OF/INF	Rockies (NL)

* - World Series champion



JIMMY KEY WAS A FOUR-TIME MLB ALL-STAR SELECTION, INCLUDING TWO TIMES WITH THE BLUE JAYS.

2015 MAJOR LEAGUE TIGERS



JEFF BAKER
Miami Marlins

Jeff Baker, who shares the Tiger career record for homers (59), made his major league debut in 2005 with the Rockies. In 2015, he played for the Miami Marlins, his sixth major league team.

He finished his Tiger career with a .334 batting average, 226 RBIs and a .626 slugging percentage. His 59 career homers tied for fourth most in ACC history, and his RBI total is second most in Clemson history.

Baker was the starting shortstop for the Tigers' College World Series team in 2000 as a freshman, as he had a .313 batting average along with a team-high 11 homers and 64 RBIs. He was a freshman All-American by Collegiate Baseball. Baker was then named first-team All-American by Baseball America and Collegiate Baseball in 2001. His sophomore year also saw Baker earn First-Team All-ACC honors after leading the conference in homers (23) and RBIs (75).

As a junior on Clemson's 2002 College World Series team, Baker was named a first-team All-American by Baseball America and NCBWA. He hit .325 with 25 homers and 87 RBIs. His 25 long balls tied for second in the ACC, tied for the fifth-best mark in ACC history and tied for the second-best mark in Clemson history. Baker was one of five finalists for the Golden Spikes Award and was a semifinalist for both the Dick Howser Trophy and Rotary Smith Award.

Baker made his major league debut on April 4, 2005 an impressive one, as he went 2-for-5 with a homer, double and two RBIs. He played 12 games for Colorado in 2005 and had a .211 batting average.

In 2006, he moved to right field and played 18 games. In 57 at-bats, he hit .368 with seven doubles, two triples, five homers and 21 RBIs.

The 2007 season saw Baker play 85 games. He hit .222 with four homers and 12 RBIs for the National League champions. Baker also delivered the game-winning, pinch-hit, RBI single to give the Rockies a 2-1 series-clinching win over the Phillies in the National League division series.

In 2008, he hit .268 with 55 runs, 22 doubles, 12 homers and 48 RBIs in 104 games. In 2009, he played his first 12 games with the Rockies before he was acquired by the Cubs. Overall, he batted .288 with four homers and 24 RBIs in 81 games in 2009. In 2010, Baker batted .272 with four homers, 13 doubles and 21 RBIs in 79 games. The 2011 season saw him hit .269 with three homers and 23 RBIs in 81 games.

During the 2012 campaign, Baker was traded to the Detroit Tigers, then he was traded to the Atlanta Braves late in the season. Baker had a productive 2013 season with the Texas Rangers, hitting .279 with eight doubles and 11 homers in only 154 at-bats.

In 2014, Baker played 90 games with the Marlins, batting .264 with 10 doubles, three homers and 28 RBIs. He then played 41 games with the Marlins in 2015.

In 11 major league seasons, Baker has played 748 games, totaling 108 doubles, 15 triples, 54 homers and 235 RBIs along with a .264 batting average.

BAKER'S MAJOR LEAGUE STATS

Year	AVG	G	AB	R	H	2B	3B	HR	RBI	OB%	SB
2005	.211	12	38	6	8	4	0	1	4	.302	0-0
2006	.368	18	57	13	21	7	2	5	21	.379	2-2
2007	.222	85	144	17	32	2	2	4	12	.296	0-0
2008	.268	104	299	55	80	22	1	12	48	.322	4-4
2009	.288	81	226	27	65	15	2	4	24	.343	1-1
2010	.272	79	206	29	56	13	2	4	21	.326	1-1
2011	.269	81	201	20	54	12	1	3	23	.302	0-0
2012	.239	83	188	18	45	12	1	4	25	.279	4-5
2013	.279	74	154	21	43	8	0	11	21	.360	1-1
2014	.264	90	208	27	55	10	4	3	28	.307	1-1
2015	.208	41	72	11	15	3	0	3	8	.288	0-0
Totals	.264	748	1793	244	474	108	15	54	235	.318	14-15



DOMINIC LEONE
Arizona Diamondbacks

Dominic Leone had a 16-8 record, 4.63 ERA and .268 opponents' batting average in 208.0 innings pitched over 53 appearances (38 starts) in three seasons (2010-12) at Clemson. The righthander also helped the Tigers reach the

2010 College World Series as a freshman.

After a junior season in 2012 that saw Leone register a 7-4 record in a team-high 84.0 innings pitched as a team co-captain, he was drafted in the 16th round by the Mariners. He played in the minors in 2012 and 2013 before being called up to the majors in 2014.

Leone had one of the best major league rookie seasons by a Tiger in history in 2014 with the Mariners. He had an 8-2 record, a 2.17 ERA and .217 opponents' batting average along with 70 strikeouts against 25 walks in 66.1 innings pitched over 57 appearances.

In 2015, Leone pitched with both the Mariners and Arizona Diamondbacks.

In his two-year major league career, Leone is 8-7 with a 3.32 ERA and 79 strikeouts against 34 walks in 81.1 innings pitched over 70 relief appearances.

LEONE MAJOR LEAGUE STATS

Year	ERA	W-L	G-S	SV	IP	H	R	ER	BB	SO
2014	2.17	8-2	57-0	0	66.1	52	18	16	25	70
2015	8.40	0-5	13-0	0	15.0	19	15	14	9	9
Totals	3.32	8-7	70-0	0	81.1	71	33	30	34	79



BRAD MILLER
Seattle Mariners

In 2011, Brad Miller emerged as one of the best hitters in the country in his final season in the Tiger program. In his three-year career at Clemson, the shortstop batted .339 with a .451 on-base percentage in 191 games.

After starting every game as a freshman in 2009, he hit .357 with 19 doubles, four triples, eight homers, 49

RBIs and a .458 on-base percentage as a sophomore in 2010 on Clemson's College World Series team.

Miller had a breakout season as a junior in 2011, when he received the Brooks Wallace Shortstop-of-the-Year Award and was a semifinalist for both the Golden Spikes Award and Dick Howser Trophy. He also earned first-team All-America honors and was named ACC Player-of-the-Year after hitting .395 with a .498 on-base percentage and 21 steals in 56 games.


Miller was drafted in the second round of the 2011 draft by the Seattle Mariners and made his major league debut with the Mariners on June 28, 2013. In 2013, Miller batted .265 with 11 doubles, six triples, eight homers and 36 RBIs in 76 games.

In 2014, Miller batted .221 with 15 doubles, four triples, 10 homers and 36 RBIs in 123 games. In 2015, he batted .258 with 22 doubles, four triples, 11 homers, 46 RBIs and 13 steals in 144 games before being obtained by the Tampa Bay Rays in the offseason.

In three major league seasons, Miller is a career .248 hitter with 48 doubles, 14 triples, 29 homers, 118 RBIs and 22 steals in 343 games.

MILLER'S MAJOR LEAGUE STATS

Year	AVG	G	AB	R	H	2B	3B	HR	RBI	OB%	SB
2013	.265	76	306	41	81	11	6	8	36	.318	5-8
2014	.221	123	367	47	81	15	4	10	36	.288	4-6
2015	.258	144	438	44	113	22	4	11	46	.329	13-17
Totals	.248	343	1111	132	275	48	14	29	118	.313	22-31



KYLE PARKER
Colorado Rockies

Kyle Parker was one of the best two-sport athletes in Clemson history. He played baseball as a freshman in 2008 in what should have been his senior year of high school. He was a first-team freshman All-American and First-Team All-ACC selection who hit .303 with 14 homers and 50 RBIs.

In 2010, Parker led the Tigers to the College World Series by hitting .344 with 85 runs, 15 doubles, one triple, 20 homers, 64 RBIs and a .478 on-base percentage. He was a first-team All-American and First-Team All-ACC pick who led Clemson to the ACC Atlantic Division title in both football and baseball in the 2009-10 academic year.



DOMINIC LEONE, WHO HAS A 3.32 ERA IN TWO MAJOR LEAGUE SEASONS, FINISHED 2015 WITH THE ARIZONA DIAMONDBACKS.



2015 MAJOR LEAGUE TIGERS

In three seasons at Clemson as a first-baseman and outfielder, Parker batted .302 with 34 doubles, one triple, 46 homers, 166 RBIs, 177 runs and 12 steals in 187 games.

As a freshman in the 2009 football season, he was a second-team freshman All-American who led the Tigers to nine wins. He set Clemson freshman records for passing yards (2,526) and passing touchdowns (20). He had a walkoff 26-yard passing touchdown in overtime to give Clemson a 40-37 win at No. 8 Miami (Fla.).

A first-round draft pick (No. 26 overall) by the Colorado Rockies in 2010, Parker played four seasons (2011-14) in the minors before making his major league debut with the Rockies in June 2014. He played 18 games the rest of the season.

In 2015, Parker played 46 games and belted his first three major league home runs. In two major league seasons, Parker is hitting .182 in 64 games.

PARKER'S MAJOR LEAGUE STATS

Year	AVG	G	AB	R	H	2B	3B	HR	RBI	OB%	SB
2014	.192	18	26	1	5	1	0	0	1	.192	0-0
2015	.179	46	106	10	19	3	1	3	11	.223	1-1
Totals	.182	64	132	11	24	4	1	3	12	.217	1-1



BEN PAULSEN Colorado Rockies

Ben Paulsen batted .318 with 45 doubles, five triples, 31 homers and 130 RBIs in 182 games as a Tiger first-baseman from 2007-09.

After hitting .310 with 13 homers and 49 RBIs in 58 games as a sophomore in 2008, he batted .367 with 56 runs, 18 doubles, four triples, 13 homes and 61 RBIs in 66 games as a junior in 2009. He was also a first-team All-ACC selection by SEBaseball.com.

Paulsen, son of former Clemson assistant coach Tom Riginos (2003-10), was drafted in the third round (No. 90 overall pick) by the Colorado Rockies. He played six seasons (2009-14) in the minors before making his major league debut with the Rockies in July 2014.

In 31 games with the Rockies in 2014, Paulsen hit .317 with four doubles, four homers and 10 RBIs, including several highlight-reel long balls off the bench.

In 2015, he batted .277 with 42 runs, 19 doubles, four triples, 11 homers and 49 RBIs in 116 games.

In two major league seasons, Paulsen is hitting .284 with 23 doubles, four triples, 15 homers and 59 RBIs in 147 games.

PAULSEN'S MAJOR LEAGUE STATS

Year	AVG	G	AB	R	H	2B	3B	HR	RBI	OB%	SB
2014	.317	31	63	8	20	4	0	4	10	.348	0-0
2015	.277	116	325	42	90	19	4	11	49	.326	1-3
Totals	.284	147	388	50	110	23	4	15	59	.329	1-3

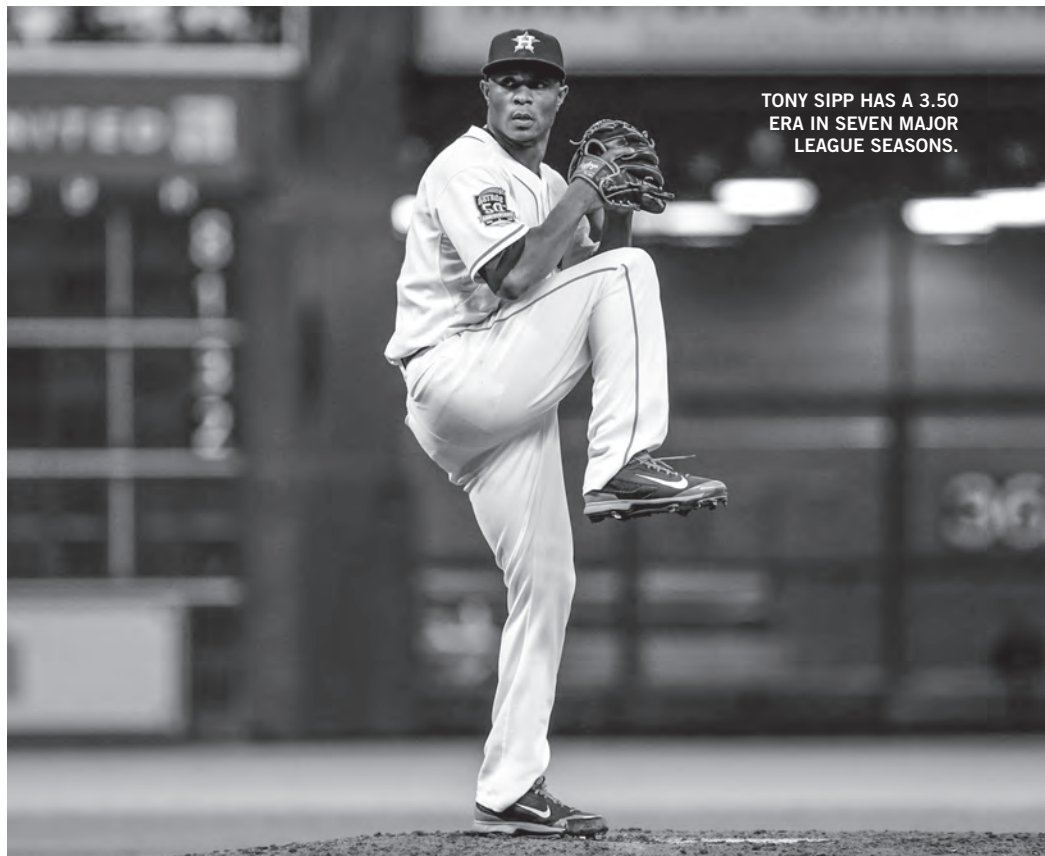


RICHIE SHAFFER Tampa Bay Rays

Richie Shaffer, the No. 25 overall pick of the 2012 draft, made his major league debut with the Tampa Bay Rays on Aug. 3, 2015.

In three seasons (2010-12) at Clemson, Shaffer hit .325 with a .562 slugging percentage and .448 on-base

percentage in 174 games. He also totaled 47 doubles, four triples, 30 homers, 137 RBIs, 156 runs, 18 steals and was a two-time, First-Team All-ACC selection. He



TONY SIPP HAS A 3.50 ERA IN SEVEN MAJOR LEAGUE SEASONS.

became the first Tiger in history to be named First-Team All-ACC at two different infield positions (first base, third base) over the course of a career.


As a freshman at Clemson in 2010, he batted .323 with seven homers and 36 RBIs in 48 games, then hit .315 with 13 home runs and 55 RBIs in 63 games in 2011.

As a junior in 2012, Shaffer was one of 30 semi-finalists for the Golden Spikes Award and a first-team All-American by Perfect Game. He batted .336 with a .480 on-base percentage, 10 homers and 46 RBIs in 63 games.

As a major league rookie in 2015, Shaffer batted .189 with three doubles, four homers and six RBIs in 31 games.

SHAFFER'S MAJOR LEAGUE STATS

Year	AVG	G	AB	R	H	2B	3B	HR	RBI	OB%	SB
2015	.189	31	74	11	14	3	0	4	6	.307	0-1



TONY SIPP Houston Astros

Tony Sipp transferred to Clemson from Mississippi Gulf Coast Community College and was a talented two-way player in his one season in a Tiger uniform in 2004. He came on late in the season to hit .280 and amassed a 2-2 record along with

a 4.69 ERA in 22 appearances on the mound for the Tigers. Sipp also led the Tigers with 20 steals and accumulated 26 walks against only 25 strikeouts in 211 at-bats at the plate.

Following the season, Sipp was drafted in the 45th round by the Indians. After spending almost five seasons in the Indians' minor-league system, he was called up to join Cleveland in April 2009.

In 46 relief appearances, Sipp had a 2-0 record, 2.93 ERA and 48 strikeouts in 40.0 innings pitched in 2009. He also yielded only 27 hits (.194 opponents' batting average).

In 2010, Sipp had a 2-2 record, one save and a 4.14 ERA in 63.0 innings pitched over a team-tying-high 70 appearances, all in relief. He also had 69 strikeouts and allowed just 48 hits (.218 opponents' batting average).

Sipp continued his outstanding work out of the bullpen in 2011 with the Indians. In 69 relief appearances, he had a 6-3 record and 3.03 ERA while allowing just 45 hits in 62.1 innings pitched.

In 2012, Sipp made 63 relief appearances with the Indians. He had a 1-2 record, one save and a 4.42 ERA while allowing just 47 hits with 51 strikeouts in 55.0 innings pitched. Later that December, Sipp was traded to the Arizona Diamondbacks, where he made 56 relief appearances in 2013.

In 2014 with the Houston Astros, he had another strong season out of the bullpen with a 4-3 record, four saves, a 3.38 ERA, .157 opponents' batting average and 63 strikeouts against 17 walks in 50.2 innings pitched over 56 relief appearances.

He continued his success in Houston in 2015, when he had a 1.99 ERA and 62 strikeouts against 15 walks in 54.1 innings pitched over 60 appearances. He gave up just one hit in 5.1 innings pitched in the postseason.

In seven major league seasons, Sipp has a 21-16 record, six saves and a 3.50 ERA in 363.0 innings pitched over 420 relief appearances. Sipp has also allowed only 271 hits (.207 opponents' batting average) and has totaled 392 strikeouts (9.72 strikeouts per nine innings pitched) in his career.

SIPP'S MAJOR LEAGUE STATS

Year	ERA	W-L	G-S	SV	IP	H	R	ER	BB	SO
2009	2.92	2-0	46-0	0	40.0	27	16	13	25	48
2010	4.14	2-2	70-0	1	63.0	48	30	29	39	69
2011	3.03	6-3	69-0	0	62.1	45	22	21	24	57
2012	4.42	1-2	63-0	1	55.0	47	29	27	23	51
2013	4.78	3-2	56-0	0	37.2	35	22	20	22	42
2014	3.38	4-3	56-0	4	50.2	28	19	19	17	63
2015	1.99	3-4	60-0	0	54.1	41	13	12	15	62
Totals	3.50	21-16	420-0	6	363.0	271	151	141	165	392

FORMER MAJOR LEAGUE TIGERS



BRIAN BARNES, LHP
Clemson (1986-89)
Montreal Expos (1990-93)
Cleveland Indians (1994)
Los Angeles Dodgers (1994)



KRIS BENSON, RHP
Clemson (1994-96)
Pittsburgh Pirates (1999,00,02-04)
New York Mets (2004,05)
Baltimore Orioles (2006)
Texas Rangers (2009)
Arizona Diamondbacks (2010)



JASON BERKEN, RHP
Clemson (2003,04,06)
Baltimore Orioles (2009-12)
Chicago Cubs (2012)



JERRY BROOKS, 3B
Clemson (1986-88)
Los Angeles Dodgers (1993)
Florida Marlins (1996)



MIKE BROWN, RHP
Clemson (1978-80)
Boston Red Sox (1982-86)
Seattle Mariners (1986,87)



TY CLINE, OF
Clemson (1959,60)
Cleveland Indians (1960-62)
Milwaukee/Atlanta Braves (1963-67)
Chicago Cubs (1966)
San Francisco Giants (1967,68)
Montreal Expos (1969,70)
Cincinnati Reds (1970,71)



CAD COLES, OF
Clemson (1904)
Kansas City Packers (1914)



TYLER COLVIN, OF/1B
Clemson (2004-06)
Chicago Cubs (2009-11)
Colorado Rockies (2012,13)
San Francisco Giants (2014)



JOHN CURTIS, LHP
Clemson (1968)
Boston Red Sox (1970-73)
St. Louis Cardinals (1974-76)
San Francisco Giants (1977-79)
San Diego Padres (1980-82)
California Angels (1982-84)



MARK DAVIDSON, OF
Clemson (1982)
Minnesota Twins (1986-88)
Houston Astros (1989-91)



CHRIS DWYER, LHP
Clemson (2009)
Kansas City Royals (2013)




RUSTY GERHARDT, LHP
Clemson (1969-72)
San Diego Padres (1974)



KHALIL GREENE, SS
Clemson (1999-02)
San Diego Padres (2003-08)
St. Louis Cardinals (2009)



BERT HEFFERNAN, C
Clemson (1985-88)
Seattle Mariners (1992)



KRIS BENSON PLAYED
NINE YEARS IN THE MAJOR
LEAGUES, INCLUDING THE
2006 SEASON WITH THE
BALTIMORE ORIOLES.



MIKE HOLTZ, LHP
Clemson (1991-94)
Anaheim Angels (1996-01)
Oakland Athletics (2002)
San Diego Padres (2002)
Boston Red Sox (2006)



STEVEN JACKSON, RHP
Clemson (2001-04)
Pittsburgh Pirates (2009,10)



JIMMY KEY, LHP
Clemson (1980-82)
Toronto Blue Jays (1984-92)
New York Yankees (1993-96)
Baltimore Orioles (1997,98)



BILLY KOCH, RHP
Clemson (1994-96)
Toronto Blue Jays (1999-01)
Oakland Athletics (2002)
Chicago White Sox (2003,04)
Florida Marlins (2004)



BRIAN KOWITZ, OF
Clemson (1988-90)
Atlanta Braves (1995)



JOE LANDRUM, RHP
Clemson (1946,47)
Brooklyn Dodgers (1950,52)



MATTHEW LECROY, C/1B
Clemson (1995-97)
Minnesota Twins (2000-05,07)
Washington Nationals (2006)



JOHN McMAKIN, LHP
Clemson (1900,01)
Brooklyn Dodgers (1902)



NORM McMILLAN, 3B
Clemson (1915-17)
New York Yankees (1922)
Boston Red Sox (1923)
St. Louis Browns (1924)
Chicago Cubs (1928,29)

FORMER MAJOR LEAGUE TIGERS



BILL McMILLON PLAYED SIX SEASONS IN THE MAJOR LEAGUES, INCLUDING THREE YEARS WITH THE OAKLAND ATHLETICS.




BILLY McMILLON, OF
Clemson (1991-93)
Florida Marlins (1996,97)
Philadelphia Phillies (1997)
Detroit Tigers (2000,01)
Oakland Athletics (2001,03,04)



MIKE MILCHIN, LHP
Clemson (1986-89)
Minnesota Twins (1996)
Baltimore Orioles (1996)



D.J. MITCHELL, RHP
Clemson (2006-08)
New York Yankees (2012)



SHANE MONAHAN, OF
Clemson (1993-95)
Seattle Mariners (1998,99)



DANIEL MOSKOS, LHP
Clemson (2005-07)
Pittsburgh Pirates (2011)




RON MUSSELMAN, RHP
Clemson (1976,77)
Seattle Mariners (1982)
Toronto Blue Jays (1984,85)



BILLY O'DELL, LHP
Clemson (1952-54)
Baltimore Orioles (1954,56-59)
San Francisco Giants (1960-64)
Milwaukee/Atlanta Braves (1965,66)
Pittsburgh Pirates (1966,67)



JOHN PAWLOWSKI, RHP
Clemson (1983-85)
Chicago White Sox (1987,88)



CHUCK PORTER, RHP
Clemson (1974-76)
Milwaukee Brewers (1981-85)



FLINT RHEM, RHP
Clemson (1922-24)
St. Louis Cardinals (1924-28,30-32,34,36)
Philadelphia Phillies (1932,33)
Boston Braves (1934,35)



BILL SCHROEDER, C
Clemson (1977-79)
Milwaukee Brewers (1983-88)
California Angels (1989,90)



KURT SEIBERT, SS
Clemson (1974-76)
Chicago Cubs (1979)



DANNY SHEAFFER, C/INF/OF
Clemson (1980)
Boston Red Sox (1987)
Cleveland Indians (1989)
Colorado Rockies (1993,94)
St. Louis Cardinals (1995-97)



VET SITTON, RHP
Clemson (1904,05)
Cleveland Indians (1909)



BRIAN SYNDER, LHP
Clemson (1977-79)
Seattle Mariners (1985)
Oakland Athletics (1989)



BILL SPIERS, INF
Clemson (1985-87)
Milwaukee Brewers (1989-94)
New York Mets (1995)
Houston Astros (1996-01)



HAROLD STOWE, LHP
Clemson (1957-59)
New York Yankees (1960)



TIM TEUFEL, INF
Clemson (1979,80)
Minnesota Twins (1983-85)
New York Mets (1986-91)
San Diego Padres (1991-93)



KEN VINING, LHP
Clemson (1994-96)
Chicago White Sox (2001)



DENNY WALLING, 1B/3B
Clemson (1975)
Oakland Athletics (1975,76)
Houston Astros (1977-88,92)
St. Louis Cardinals (1988-90)
Texas Rangers (1991)



MATT WHITE, LHP
Clemson (1996-98)
Toronto Blue Jays (2003)
Boston Red Sox (2003)
Seattle Mariners (2003)
Washington Nationals (2005)



KEITH WILLIAMS, OF
Clemson (1991-93)
San Francisco Giants (1996)




SCOTT WINCHESTER, RHP
Clemson (1993-95)
Cincinnati Reds (1997,98,00,01)



PRO SIGNEES


Year	Player, Pos.	Round	Organization
1954	Doug Kingsmore, OF	FA	Baltimore Orioles
	Billy O'Dell, P	FA	Baltimore Orioles
1958	Bud Spiers, SS	FA	Kansas City Athletics
1959	Larry Bagwell, 3B	FA	Washington Senators
	Doug Hoffman, OF	FA	Washington Senators
	Harold Stowe, P	FA	New York Yankees
1960	Ty Cline, OF	FA	Cleveland Indians
1962	Dave Olson, P	FA	New York Yankees
1963	Gene Harbeson, P	FA	San Francisco Giants
	Johnny Jones, OF	FA	Milwaukee Braves
	Elmo Lam, SS	FA	Philadelphia Phillies
1965	Tommy Chapman, P	9	Philadelphia Phillies
	Jack McCall, SS	*12	Baltimore Orioles
	Rusty Adkins, OF	*14	Houston Astros
1966	Charlie Watson, P	*#6	Kansas City Athletics
	Rusty Adkins, SS	*\$7	Detroit Tigers
	Charlie Watson, P	*\$7	Cleveland Indians
	Jack McCall, SS	15	California Angels
	George Sutton, OF	*39	New York Mets
1967	Rusty Adkins, 2B	*#7	Kansas City Athletics
	Charlie Watson, P	#7	Washington Senators
	Garry Helms, SS	12	Pittsburgh Pirates
	Eddie Barbary, C	FA	Pittsburgh Pirates
	Mike McCall, 3B	FA	Philadelphia Phillies
1968	John Curtis, P	\$1	Boston Red Sox
	Nelson Gibson, P	24	Seattle Pilots
	Bill James, P	FA	Cleveland Indians
1970	Don Russell, 3B	\$1	Houston Astros
1971	Johnny Severs, OF	\$4	New York Mets
1972	Craig White, OF	*6	California Angels
	Rusty Gerhardt, P	12	San Diego Padres
1973	Ken Bagwell, 2B	#3	Chicago White Sox
	Craig White, OF	12	New York Yankees
	Lindsay Graham, P	26	Texas Rangers
1974	Steve Cline, P	6	San Francisco Giants
	Richard Haynes, P	8	Houston Astros
	Lin Hamilton, C	10	San Diego Padres
1975	Denny Walling, OF	\$1	Oakland Athletics
1976	Kurt Seibert, SS	3	Chicago Cubs
	Chuck Porter, P	7	California Angels
	Bob Mahony, P	FA	Baltimore Orioles
1977	Dave Caldwell, OF	4	Baltimore Orioles
	Ron Musselman, P	5	Seattle Mariners
	Bill Foley, C	6	Milwaukee Brewers
	Billy Wingo, 2B	FA	Atlanta Braves
1978	Pete Peltz, 3B	9	Cleveland Indians
	Robert Bonnette, SS	*20	Cleveland Indians
1979	Mike Sullivan, P	1	Cincinnati Reds
	Tim Teufel, 2B	*\$3	Chicago White Sox
	Brian Snyder, P	7	Seattle Mariners



BRIAN BARNES WAS A FOURTH-ROUND PICK OF THE EXPOS IN 1989.

	Bill Schroeder, C	8	Milwaukee Brewers
	Tony Masone, OF	10	Cincinnati Reds
	Len Bradley, P	*10	Cleveland Indians
	David Buffamoyer, C	13	New York Yankees
	Todd Freeman, 3B	FA	Milwaukee Brewers
	Pete Khoury, OF	FA	New York Yankees
1980	Robbie Allen, SS	\$1	Los Angeles Dodgers
	Mike Brown, P	2	Boston Red Sox
	Tim Teufel, 2B	2	Minnesota Twins
	Robbie Allen, SS	*#4	Los Angeles Dodgers
	Len Bradley, P	5	Chicago White Sox
	Neil Simons, OF	14	Houston Astros
	Billy Weems, OF	20	Houston Astros
	Bobby Kenyon, P	25	Los Angeles Dodgers
1981	Danny Sheaffer, C	#1	Boston Red Sox
	Glenn Gallagher, OF	3	Toronto Blue Jays

	Greg Guin, 1B	12	St. Louis Cardinals
1982	Jimmy Key, P	3	Toronto Blue Jays
	Ricky Hester, OF	*\$4	Cleveland Indians
	Mark Davidson, OF	11	Minnesota Twins
	Jeff Gilbert, P	*32	San Francisco Giants
	Coe Brier, C	FA	Minnesota Twins
1983	Jeff Gilbert, P	10	Milwaukee Brewers
	Ricky Hester, SS	25	Texas Rangers
	Scott Parrish, P	*26	Los Angeles Dodgers
1984	Brooks Shumake, 3B	5	Cincinnati Reds
	Scott Powers, SS	17	Atlanta Braves
	Scott Parrish, P	21	Oakland Athletics
	Tim Rice, P	22	Chicago Cubs
1985	John Pawlowski, P	6	Chicago White Sox
	Jim McCollom, C	9	California Angels
	George Stone, P	18	Chicago White Sox
	Tommy Smith, 1B	23	San Francisco Giants
1987	Bill Spiers, SS	1	Milwaukee Brewers
	Bert Heffernan, C	*9	Texas Rangers
	Chuck Baldwin, 2B	11	Cleveland Indians
	Steve Baucum, 2B	25	Toronto Blue Jays
	Ray Williams, OF	FA	Seattle Mariners
1988	Bert Heffernan, C	9	Milwaukee Brewers
	Jerry Brooks, 3B	12	Los Angeles Dodgers
	Mike Pomeranz, P	13	Minnesota Twins
	Brian Barnes, P	*25	Baltimore Orioles
	Randy Mazey, OF	28	Cleveland Indians
	Burke Fairry, OF	FA	Chicago Cubs
	Phillip Lowery, P	FA	Atlanta Braves
1989	Mike Milchin, P	2	St. Louis Cardinals
	Brian Barnes, P	4	Montreal Expos
	Mike Couture, C	*12	California Angels
	Alan Botkin, P	23	St. Louis Cardinals
	Henry Threadgill, 2B	34	California Angels
	Rusty Chappia, SS	38	Milwaukee Brewers
1990	Tim Parker, P	3	Chicago Cubs
	Brian Kowitz, OF	9	Atlanta Braves
	Ron Frazier, P	12	New York Yankees
	Brian Faw, P	17	New York Yankees
	David Tripp, P	*25	Oakland Athletics
	Mike Couture, C	28	Milwaukee Brewers
	Tim Rigsby, SS	FA	Cleveland Indians
1991	Joe DeBerry, 1B	3	Cincinnati Reds
	Jim Crowley, 2B	11	Boston Red Sox
	Todd Stefan, SS	FA	Chicago Cubs
1992	Scott Miller, P	3	Oakland Athletics
	Jason Angel, P	5	Cincinnati Reds
	Paxton Briley, P	5	California Angels
	Ted Corbin, SS	21	Minnesota Twins
	Kevin Northrup, OF	31	Montreal Expos
	Aaron Jersild, P	43	Toronto Blue Jays
	Mike Lockhart, C	FA	Cleveland Indians
1993	Keith Williams, OF	7	San Francisco Giants
	Billy McMillon, OF	8	Florida Marlins



CRAIG WHITE WAS A SIXTH-ROUND DRAFT PICK OF THE ANGELS IN 1972, THEN WAS DRAFTED BY THE YANKEES IN 1973.

PRO SIGNEES

	Chris Carter, C	30	Milwaukee Brewers
	Chad Phillips, P	*41	Florida Marlins
1994	Andy Taulbee, P	2	San Francisco Giants
	Mike Hampton, 3B	4	Cincinnati Reds
	Scott Winchester, P	*16	Detroit Tigers
	Mike Holtz, P	17	California Angels
1995	David Miller, 1B	1	Cleveland Indians
	Shane Monahan, OF	2	Seattle Mariners
	Seth Brizek, SS	8	Seattle Mariners
	Mark Watson, P	*8	Florida Marlins
	Jason Dawsey, P	10	Milwaukee Brewers
	Jeff Sauve, P	11	Boston Red Sox
	Scott Winchester, P	14	Cleveland Indians
1996	Kris Benson, P	1	Pittsburgh Pirates
	Billy Koch, P	1	Toronto Blue Jays
	David Shepard, P	3	Cincinnati Reds
	Ken Vining, P	4	San Francisco Giants
	Brian Matz, P	9	Montreal Expos
	Paul Galloway, 3B	14	San Francisco Giants
	Doug Livingston, 2B	17	Colorado Rockies
	Gary Burnham, OF	*40	Oakland Athletics
1997	Matthew LeCroy, C	*S	Minnesota Twins
	Gary Burnham, OF	22	Philadelphia Phillies
1998	Matt Padgett, OF	5	Florida Marlins
	Matt White, P	15	Cleveland Indians
	Scott Clackum, P	FA	Florida Marlins
1999	Mike Paradis, P	1	Baltimore Orioles
	Chris Heck, P	5	San Diego Padres
	Brian Adams, P	*11	San Diego Padres
	Doug Roper, SS/P	26	Toronto Blue Jays
	Ryan Mottl, P	*27	Texas Rangers
	Kurt Bultmann, 2B	34	Pittsburgh Pirates
2000	Patrick Boyd, OF	*4	Pittsburgh Pirates
	Ryan Mottl, P	6	Cincinnati Reds
	Scott Berney, P	18	Colorado Rockies
	Mike Calitri, INF	FA	Cincinnati Reds
	Justin Lombardi, P	FA	Florida Marlins
	Henri Stanley, OF	FA	Houston Astros
	Justin Singleton, OF/INF	FA	Toronto Blue Jays
2001	Josh Cram, P	4	San Francisco Giants
	Patrick Boyd, OF	7	Texas Rangers
	Khalil Greene, SS	*14	Chicago Cubs
	Steve Reba, P	*16	Oakland Athletics
	Nick Glaser, P	FA	Philadelphia Phillies
	Ryan Riley, 2B	FA	Tampa Bay Rays
2002	Khalil Greene, SS	1	San Diego Padres
	Michael Johnson, 1B	2	San Diego Padres
	Jeff Baker, 3B	4	Colorado Rockies
	B.J. LaMura, P	5	Chicago White Sox
	Matt Henrie, P	7	Arizona Diamondbacks
	Jarro Schmidt, OF	21	Cincinnati Reds
	Steve Reba, P	24	Colorado Rockies
	Ryan Childs, P	33	Baltimore Orioles
	Thomas Boozer, P	FA	Independent League
2003	Steven Jackson, P	*32	Cleveland Indians
	Kyle Frank, OF	FA	New York Yankees
	Paul Harrelson, P	FA	Colorado Rockies
	Steve Pyzik, C	FA	Atlanta Braves
	David Slevin, 2B	FA	New York Yankees
2004	Tyler Lumsden, P	*S	Chicago White Sox
	Collin Mahoney, P/C	4	Detroit Tigers
	Lou Santangelo, C	4	Houston Astros
	Brad McCann, 3B	6	Florida Marlins
	Steven Jackson, P	10	Arizona Diamondbacks
	Patrick Hogan, P	14	Florida Marlins
	Garrick Evans, OF	*25	Kansas City Royals
	Zane Green, OF	44	Chicago Cubs
	Tony Sipp, OF/P	45	Cleveland Indians
	Russell Triplett, SS	FA	New York Mets
2005	Kris Harvey, DH/P	2	Florida Marlins
	Robert Rohrbaugh, P	7	Seattle Mariners
	Jeff Hahn, P	35	Detroit Tigers
	Adrian Casanova, C	*44	Detroit Tigers
	Drew Fiorenza, P	*45	Cleveland Indians
2006	Tyler Colvin, OF	1	Chicago Cubs
	Jason Berken, P	6	Baltimore Orioles
	Josh Cribb, P	8	Kansas City Royals
	Steve Richard, P	8	Seattle Mariners
	Andy D'Alessio, 1B	*10	Los Angeles Dodgers
	Stephen Faris, P	12	San Diego Padres
	Drew Fiorenza, P	15	Seattle Mariners
	Herman Demmink, 3B	28	Philadelphia Phillies
	Marquez Smith, INF	*35	Chicago Cubs
	Adrian Casanova, C	40	Detroit Tigers
2007	Daniel Moskos, P	1	Pittsburgh Pirates
	David Kopp, P	2	St. Louis Cardinals
	Brad Chalk, OF	2	San Diego Padres
	Alan Farina, P	3	Toronto Blue Jays
	Stephen Clyne, P	3	New York Mets

	Marquez Smith, INF	8	Chicago Cubs
	Taylor Harbin, 2B/SS	8	Arizona Diamondbacks
	Doug Hogan, C	*16	Cleveland Indians
	Andy D'Alessio, 1B	19	San Francisco Giants
	P.J. Zocchi, P	36	Cleveland Indians
	Stan Widmann, SS	*39	Oakland Athletics
2008	D.J. Mitchell, P/OF	10	New York Yankees
	Doug Hogan, C	18	Texas Rangers
	Ryan Hinson, P	*31	Pittsburgh Pirates
2009	Ben Paulsen, 1B	3	Colorado Rockies
	Chris Dwyer, P	4	Kansas City Royals
	Ryan Hinson, P	10	San Diego Padres
	Graham Stoneburner, P	14	New York Yankees
	Trey Delk, P	29	Chicago White Sox
	Mike Freeman, INF	*36	Arizona Diamondbacks
	Matt Sanders, INF	41	Colorado Rockies
	Clinton McKinney, P	48	Colorado Rockies
	Addison Johnson, OF	*48	Oakland Athletics
2010	Kyle Parker, OF/1B	1	Colorado Rockies
	Mike Freeman, 2B	11	Arizona Diamondbacks
	John Hinson, INF	*13	Philadelphia Phillies
	Jeff Schaus, OF	*27	Cleveland Indians
	Casey Harman, P	29	Chicago Cubs
	John Nester, C/1B	39	Oakland Athletics
2011	Brad Miller, SS	2	Seattle Mariners
	Will Lamb, OF/P/1B	2	Texas Rangers
	John Hinson, 3B/2B	13	Houston Astros
	Jeff Schaus, OF	16	Los Angeles Dodgers
	Kevin Brady, P	*17	Cleveland Indians
	Joseph Moorefield, P	*26	Kansas City Royals
	Chris Epps, OF	45	Houston Astros
	Scott Weismann, P	46	Chicago Cubs
2012	Richie Shaffer, 3B/1B	1	Tampa Bay Rays
	Spencer Kieboom, C	5	Washington Nationals
	Kevin Brady, P	10	Philadelphia Phillies
	Dominic Leone, P	16	Seattle Mariners
	Jason Stolz, INF	17	Colorado Rockies
	Phil Pohl, C/1B/OF	28	Oakland Athletics
	Scott Firth, P	*32	Philadelphia Phillies
	David Haselden, P	FA	Chicago White Sox
2013	Scott Firth, P	19	Colorado Rockies
2014	Daniel Gossett, P	2	Oakland Athletics
	Steve Wilkerson, INF	8	Baltimore Orioles
	Matt Campbell, P	9	Los Angeles Dodgers
	Garrett Boulware, C	16	Cincinnati Reds

FIRST-ROUND DRAFT PICKS

Year	Player	Pos.	Team
1968	John Curtis	LHP	Red Sox
1975	Denny Walling	OF	Athletics
1979	Mike Sullivan	RHP	Reds
1987	Bill Spiers	SS	Brewers
1995	David Miller	1B	Indians
1996	Kris Benson	RHP	Pirates
	Billy Koch	RHP	Blue Jays
1999	Mike Paradis	RHP	Orioles
2002	Khalil Greene	SS	Padres
2006	Tyler Colvin	OF	Cubs
2007	Daniel Moskos	LHP	Pirates
2010	Kyle Parker	OF	Rockies
2012	Richie Shaffer	3B/1B	Rays


HIGHEST DRAFT PICKS

Year	Player	Pos.	Pick	Team
1996	Kris Benson	RHP	1	Pirates
1996	Billy Koch	RHP	4	Blue Jays
2007	Daniel Moskos	LHP	4	Pirates
1987	Bill Spiers	SS	13	Brewers
1999	Mike Paradis	RHP	13	Orioles
2002	Khalil Greene	SS	13	Padres
2006	Tyler Colvin	OF	13	Cubs
1979	Mike Sullivan	RHP	22	Reds
1995	David Miller	1B	23	Indians

Note: Major league players in **bold**.

	Jay Baum, INF/OF	21	Seattle Mariners
	Matthew Crownover, P	*21	San Francisco Giants
2015	Zack Erwin, P	4	Chicago White Sox
	Tyler Krieger, INF	4	Cleveland Indians
	Steven Dugger, OF	6	San Francisco Giants
	Matthew Crownover, P	6	Washington Nationals
	Brody Koerner, P	17	New York Yankees
	Clate Schmidt, P	*32	Boston Red Sox
	Eli White, INF	*37	Pittsburgh Pirates

* - did not sign; \$ - secondary phase; # - drafted in January; ^ - supplemental pick between first and second rounds; Note: No draft prior to 1965; major league players in **bold**.



RICHIE SHAFFER WAS DRAFTED IN THE FIRST ROUND BY THE RAYS IN 2012, THEN MADE HIS MAJOR LEAGUE DEBUT IN 2015.

TIGERS IN THE PROS IN 2015



JEFF BAKER

INF • Marlins
Majors • Miami, Fla.
Clemson (2000-02)



JAY BAUM

INF • Mariners
A (Adv.) • Bakersfield, Calif.
Clemson (2012-14)



JASON BERKEN

RHP • Phillies
AAA • Allenton, Pa.
Clemson (2003,04,06)



GARRETT BOULWARE

C • Reds
A • Dayton, Ohio
Clemson (2012-14)



MATT CAMPBELL

RHP • Dodgers
A • Midland, Mich.
Clemson (2011-14)



TYLER COLVIN

OF • White Sox
AAA • Charlotte, N.C.
Clemson (2004-06)



MATTHEW CROWNOWER

LHP • Nationals
SS • Auburn, N.Y.
Clemson (2013-15)



STEVEN DUGGAR

OF • Giants
SS • Salem, Ore.
Clemson (2013-15)



CHRIS DWYER

LHP • Royals
AAA • Omaha, Neb.
Clemson (2009)



ZACK ERWIN

LHP • White Sox
A • Kannapolis, N.C.
Clemson (2013-15)



SCOTT FIRTH

RHP • Rockies
A • Asheville, N.C.
Clemson (2010-13)



MIKE FREEMAN

INF/OF • Diamondbacks
AAA • Reno, Nev.
Clemson (2008-10)



DANIEL GOSSETT

RHP • Athletics
A • Beloit, Wis.
Clemson (2012-14)



SPENCER KIEBOOM

C • Nationals
A (Adv.) • Woodbridge, Va.
Clemson (2010-12)



BRODY KOERNER

RHP • Yankees
A • Charleston, S.C.
Clemson (2013-15)



WILL LAMB

LHP • Rangers
AAA • Round Rock, Texas
Clemson (2009-11)



DOMINIC LEONE

RHP • Diamondbacks
Majors • Phoenix, Ariz.
Clemson (2010-12)



BRAD MILLER

INF/OF • Mariners
Majors • Seattle, Wash.
Clemson (2009-11)



DANIEL MOSKOS

LHP • Barnstormers
Atlantic • Lancaster, Pa.
Clemson (2005-07)



JOHN NESTER

C/1B • Wingnuts
American • Wichita, Kan.
Clemson (2008-10)



MATT PADGETT

OF/INF • Blastores
American • Joplin, Mo.
Clemson (1996-98)



KYLE PARKER

OF/1B • Rockies
Majors • Denver, Colo.
Clemson (2008-10)



BEN PAULSEN

1B/OF • Rockies
Majors • Denver, Colo.
Clemson (2007-09)



PHIL POHL

C • Athletics
AA • Midland, Texas
Clemson (2009-12)



RICHIE SHAFFER

1B • Rays
Majors • St. Petersburg, Fla.
Clemson (2010-12)



TONY SIPP

LHP • Astros
Majors • Houston, Texas
Clemson (2004)




MARQUEZ SMITH

INF • Reds
AA • Pensacola, Fla.
Clemson (2006,07)



STEVE WILKERSON


INF • Orioles
A • Salisbury, Md.
Clemson (2011-14)



BRAD MILLER,
WHO STARRED
AT CLEMSON
FROM 2009-
11, PLAYED
THE 2013-15
SEASONS WITH
THE SEATTLE
MARINERS.



HISTORY & RECORDS



Infielder
RICHIE SHAFFER
FIRST-TEAM ALL-AMERICAN, 2012

BATTING RECORDS

GAMES

Season: 75 Seth Brizek, 1994
75 Mike Hampton, 1994
75 Shane Monahan, 1994
Career: 272 Khalil Greene, 1999-02

AT-BATS

Game: 9 Tony Masone at NC State, 4-6-1979
9 Bert Heffernan vs. Fordham, 5-26-1988
Season: 330 Shane Monahan, 1994
Career: 1,069 Khalil Greene, 1999-02

HITS

Inning: 3 Robert Bonnette at NC State (9th), 4-7-1979
Game: 6 Joey Taylor vs. South Carolina, 5-8-1962
6 Neil Simons vs. Georgia, 2-27-1980
6 Greg Guin at Georgia, 4-8-1981
6 Bob Paulling vs. Georgia Tech, 4-17-1983
6 Bert Heffernan vs. Auburn, 3-25-1987
6 Jerry Brooks vs. Charlotte, 2-24-1988
6 Chad Phillips vs. Maryland, 3-15-1992
6 Brad McCann vs. College of Charleston, 5-12-2004
Consecutive: 9 Bob Paulling vs. Georgia Tech (6) & Virginia (3), 4-17,20-1983
Hitting Streak: 41 Rusty Adkins, 1965,66
Season: 137 Shane Monahan, 1994
Career: 403 Khalil Greene, 1999-02

DOUBLES

Game: 3 Joey Taylor vs. South Carolina, 5-8-1962
3 Pat Fitzsimmons vs. Wake Forest, 4-26-1975
3 Dave Caldwell vs. Arizona State, 6-10-1977
3 Tim Teufel vs. Western Carolina, 2-28-1980
3 Bert Heffernan vs. Auburn, 3-25-1987
3 Mike Couture at Coastal Carolina, 2-18-1989
3 Mike Lockhart vs. Davidson, 4-3-1989
3 Khalil Greene at Arkansas, 5-29-1999
3 Khalil Greene at North Carolina, 4-1-2000
3 Russell Triplett at Old Dominion, 3-20-2001
3 Khalil Greene vs. South Carolina, 3-3-2002
3 Tyler Colvin vs. Florida State, 5-3-2004
3 Tyler Colvin at NC State, 4-24-2005
3 Taylor Harbin vs. Miami (Fla.), 5-21-2005
3 Marquez Smith vs. Florida State, 5-12-2006
3 Richie Shaffer vs. Holy Cross, 3-7-2012
3 **Reed Rohlman vs. Florida State, 5-16-2015**
Season: 33 Khalil Greene, 2002
Career: 95 Khalil Greene, 1999-02

TRIPLES

Game: 2 by many
Season: 11 Bill Spiers, 1987
Career: 21 Shane Monahan, 1993-95

HOME RUNS

Inning: 2 Brooks Shumake vs. Maryland (1st), 4-15-1982
2 Chuck Baldwin vs. Maryland (1st), 3-27-1986
2 Kyle Frank at Maryland (2nd), 4-20-2003
2 Wilson Boyd vs. Mercer (3rd), 2-24-2008
Game: 3 Ray Mathews vs. Furman, 5-1-1950
3 Bill Barnett vs. Furman, 4-22-1953
3 Jack McCall vs. Georgia Tech, 4-14-1964
3 Denny Walling at Wake Forest, 4-19-1975
3 Neil Simons at NC State, 4-7-1979
3 Bob Paulling at Georgia, 4-6-1983
3 Steve Baucom at Charlotte, 3-31-1987
3 Chuck Baldwin at Maryland, 5-5-1987
3 Shane Monahan at NC State, 4-11-1993
3 Jeff Baker vs. Winthrop, 4-3-2002
3 Taylor Harbin at NC State, 4-23-2005
3 Kyle Parker at Wake Forest, 3-9-2008⁽²⁾
3 John Hinson vs. South Carolina-Upstate, 4-21-2010
Season: 27 Khalil Greene, 2002
Career: 59 Jeff Baker, 2000-02
59 Andy D'Alessio, 2004-07

EXTRA BASE HITS

Game: 5 Joey Taylor vs. South Carolina, 5-8-1962 (3 2B, 2 HR)
Season: 61 Khalil Greene, 2002 (33 2B, 1 3B, 27 HR)
Career: 154 Khalil Greene, 1999-02 (95 2B, 7 3B, 52 HR)

RBIs

Game: 10 Ray Mathews vs. Furman, 5-1-1950
10 Neil Simons at NC State, 4-7-1979
10 Jerry Brooks vs. Charlotte, 2-24-1988
Season: 91 Khalil Greene, 2002
Career: 276 Khalil Greene, 1999-02

BATTING AVERAGE

Season: .485 Dude Buchanan, 1941 (33 H, 68 AB) (min. 50 AB)
.470 Khalil Greene, 2002 (134 H, 285 AB) (min. 100 AB)
.470 Khalil Greene, 2002 (134 H, 285 AB) (min. 150 AB)
Career: .421 Denny Walling, 1975 (59 H, 140 AB) (min. 100 AB)
.402 Dude Buchanan, 1939-41 (74 H, 184 AB) (min. 150 AB)
.394 Shane Monahan, 1993-95 (337 H, 856 AB) (min. 500 AB)
.394 Shane Monahan, 1993-95 (337 H, 856 AB) (min. 700 AB)

SLUGGING PERCENTAGE

Season: .877 Khalil Greene, 2002 (250 TB, 285 AB) (min. 50 AB)
.877 Khalil Greene, 2002 (250 TB, 285 AB) (min. 100 AB)
.877 Khalil Greene, 2002 (250 TB, 285 AB) (min. 150 AB)
.807 Denny Walling, 1975 (113 TB, 140 AB) (min. 100 AB)
.668 Tim Teufel, 1979,80 (244 TB, 365 AB) (min. 300 AB)
.636 Michael Johnson, 2000-03 (509 TB, 800 AB) (min. 500 AB)

TOTAL BASES

Game: 16 Taylor Harbin at NC State, 4-23-2005 (1 1B, 1 3B, 3 HR)
Season: 250 Khalil Greene, 2002 (73 1B, 33 2B, 1 3B, 27 HR)
Career: 668 Khalil Greene, 1999-02 (249 1B, 95 2B, 7 3B, 52 HR)

RUNS

Game: 7 Dave Buffamoyer at NC State, 4-6-1979
Season: 97 Shane Monahan, 1994
Career: 285 Bert Heffernan, 1982-85

STOLEN BASES

Game: 5 Fred Knoebel vs. Furman, 4-26-1950
5 Mike Couture vs. NC State, 5-6-1989
Season: 47 Henry Threadgill, 1989
47 Kevin Northrup, 1992
Career: 85 Henry Threadgill, 1986-89
85 Mike Couture, 1987-90

SACRIFICE BUNTS

Game: 2 by many
Season: 21 Brad Chalk, 2006
Career: 40 Brad Chalk, 2005-07

SACRIFICE FLIES

Game: 2 by many
Season: 11 Keith Williams, 1993
Career: 20 Matthew LeCroy, 1995-97
20 Khalil Greene, 1999-02

HIT-BY-PITCH

Game: 3 Khalil Greene vs. New York Tech, 3-30-2001
Season: 21 Khalil Greene, 2001
Career: 58 Khalil Greene, 1999-02

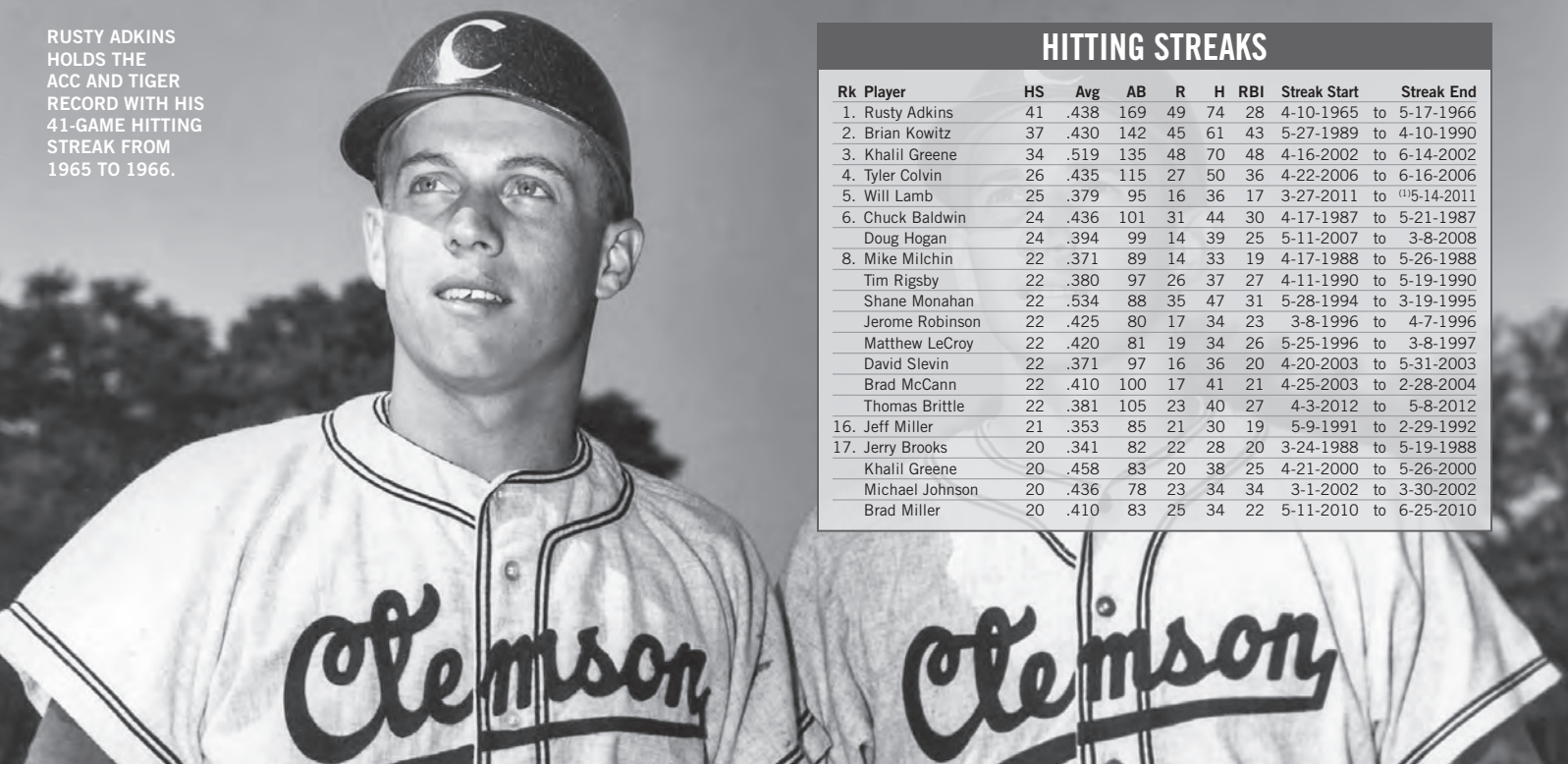
WALKS

Game: 5 by many
Season: 64 Jason Harris, 1999
64 Henri Stanley, 1999
Career: 207 Bert Heffernan, 1985-88

WALKS PER AT-BAT

Season: 1/2.93 Brian Ellis, 1998
Career: 1/3.85 Kurt Seibert, 1974-76

RUSTY ADKINS
HOLDS THE
ACC AND TIGER
RECORD WITH HIS
41-GAME HITTING
STREAK FROM
1965 TO 1966.



HITTING STREAKS

Rk	Player	HS	Avg	AB	R	H	RBI	Streak Start	Streak End
1.	Rusty Adkins	41	.438	169	49	74	28	4-10-1965	to 5-17-1966
2.	Brian Kowitz	37	.430	142	45	61	43	5-27-1989	to 4-10-1990
3.	Khalil Greene	34	.519	135	48	70	48	4-16-2002	to 6-14-2002
4.	Tyler Colvin	26	.435	115	27	50	36	4-22-2006	to 6-16-2006
5.	Will Lamb	25	.379	95	16	36	17	3-27-2011	to ⁽¹⁾ 5-14-2011
6.	Chuck Baldwin	24	.436	101	31	44	30	4-17-1987	to 5-21-1987
	Doug Hogan	24	.394	99	14	39	25	5-11-2007	to 3-8-2008
8.	Mike Milchin	22	.371	89	14	33	19	4-17-1988	to 5-26-1988
	Tim Rigsby	22	.380	97	26	37	27	4-11-1990	to 5-19-1990
	Shane Monahan	22	.534	88	35	47	31	5-28-1994	to 3-19-1995
	Jerome Robinson	22	.425	80	17	34	23	3-8-1996	to 4-7-1996
	Matthew LeCroy	22	.420	81	19	34	26	5-25-1996	to 3-8-1997
	David Slevin	22	.371	97	16	36	20	4-20-2003	to 5-31-2003
	Brad McCann	22	.410	100	17	41	21	4-25-2003	to 2-28-2004
	Thomas Brittle	22	.381	105	23	40	27	4-3-2012	to 5-26-2012
16.	Jeff Miller	21	.353	85	21	30	19	5-9-1991	to 2-29-1992
17.	Jerry Brooks	20	.341	82	22	28	20	3-24-1988	to 5-19-1988
	Khalil Greene	20	.458	83	20	38	25	4-21-2000	to 5-26-2000
	Michael Johnson	20	.436	78	23	34	34	3-1-2002	to 3-30-2002
	Brad Miller	20	.410	83	25	34	22	5-11-2010	to 6-25-2010



PITCHING RECORDS

GAMES

Season: 33 Scott Winchester, 1995
33 Nick Glaser, 2000
33 Daniel Moskos, 2006
33 Alex Frederick, 2010
Career: 98 Matt Additon, 1997-00

STARTS

Season: 19 Brian Barnes, 1988
19 Brian Barnes, 1989
19 Jason Dawsey, 1995
19 Kris Benson, 1996
19 Ryan Mottl, 2000
19 Steve Reba, 2002
19 Casey Harman, 2010
Career: 68 Ryan Mottl, 1997-00

COMPLETE GAMES

Season: 11 Chuck Porter, 1976
Career: 26 Rusty Gerhardt, 1969-72

SHUTOUTS

Season: 4 Ron Musselman, 1976
4 Kris Benson, 1996
Career: 6 Ron Musselman, 1976,77

WINS

Season: 16 Brian Barnes, 1989
Consecutive: 15 Kris Benson, 1995,96
12 Chuck Porter, 1976
12 Ron Musselman, 1977
12 Jason Angel, 1991
Career: 44 Brian Barnes, 1986-89

WINNING PERCENTAGE

Season: 100.0 Chuck Porter, 1976 (12-0)
Career: 94.4 Mike Kimbrell, 1988-91 (17-1)

INNINGS PITCHED

Game: 16.0 Chuck Porter vs. Virginia, 4-19-1974⁽¹⁾
Season: 156.0 Kris Benson, 1996
Career: 475.1 Brian Barnes, 1986-89

ERA

Season: 0.59 Scott Winchester, 1995 (3 ER, 45.2 IP)
Career: 1.51 Billy O'Dell, 1952-54 (37 ER, 219.2 IP)

STRIKEOUTS

Game: 21 Flint Rhem vs. Furman, 4-30-1923
21 Billy O'Dell vs. South Carolina, 4-4-1952
20 Joe Hazle at The Citadel, 4-18-1947
18 Billy O'Dell vs. Furman, 4-23-1952
18 Brian Barnes vs. Appalachian State, 3-6-1988
18 Brian Barnes vs. Old Dominion, 3-7-1989
17 Harold Stowe vs. Florida, 6-9-1958
17 Damon Vincent vs. Wake Forest, 5-14-1962
17 Brian Barnes vs. South Carolina, 3-31-1989
17 Brian Barnes vs. Wake Forest, 3-19-1989
17 Kris Benson vs. Virginia Tech, 3-10-1996
Season: 208 Brian Barnes, 1989
Career: 513 Brian Barnes, 1986-89

STRIKEOUTS PER NINE INNINGS PITCHED

Game: 21.0 Billy O'Dell vs. South Carolina, 4-4-1952
Season: 13.4 Billy O'Dell, 1953 (108 K, 72.1 IP)
Career: 12.3 Billy O'Dell, 1952-54 (300 K, 219.2 IP)

STRIKEOUT-TO-WALK RATIO

Season: 7.56 Kris Benson, 1996 (204 K, 27 BB)
Career: 4.51 Kris Benson, 1994-96 (356 K, 79 BB)

HITS PER NINE INNINGS PITCHED

Season: 3.11 Billy O'Dell, 1953 (25 H, 72.1 IP)
Career: 5.29 Billy O'Dell, 1952-54 (129 H, 219.2 IP)

WALKS PER NINE INNINGS PITCHED

Season: 1.17 Phillip Lowery, 1987 (7 BB, 53.2 IP)
Career: 1.71 Phillip Lowery, 1986-88 (32 BB, 168.2 IP)

SAVES

Season: 15 Nick Glaser, 2000
Career: 34 Scott Winchester, 1993-95


BATTERS FACED

Season: 606 Kris Benson, 1996
Career: 2,052 Brian Barnes, 1986-89

NO-HITTERS

Date	Pitcher(s)	Opponent	Score
4-15-1913	Doc Ezell	Erskine	5-0
4-29-1916	Elmer Long	at Virginia Military	2-0
4-17-1924	Lefty Smith	South Carolina	6-0
3-29-1946	Joe Landrum	Erskine	6-0
5-8-1953	Billy O'Dell	at South Carolina	2-0
5-6-1967	Nelson Gibson Charlie Watson	at Georgia Tech	3-0
4-17-1971	Dave Van Volkenburg	# Florida State ⁽¹⁾	11-0
3-16-1973	Lindsay Graham	^ Maryland	3-0
4-17-1976	Ron Musselman	Virginia	9-0
3-17-1977	Brian Snyder	at North Carolina-Wilmington	8-0
3-10-1980	Mike Brown	* North Carolina-Wilmington ⁽¹⁾	2-0
3-5-1982	Jeff Gilbert	Western Carolina	5-0
3-6-1984	Scott Parrish	# The Citadel ⁽²⁾	6-0
3-18-2009	Justin Sarratt Scott Weismann Kyle Deese Tomas Cruz Matt Vaughn	South Carolina-Upstate	14-0

* - perfect game; # - seven-inning game; ^ - eight-inning game; Note: Home games in bold.



KRIS BENSON WON A SCHOOL-RECORD 15 CONSECUTIVE DECISIONS FROM 1995 TO 1996.

YEARLY BATTING & FIELDING STATS

Year	W-L-T	G	AB	R	H	2B	3B	HR	TB	RBI	SH	SF	HP	SB	BB	SO	BA	Sig%	PO	A	E	DP	Fld %
1939	10-7	17	539	85	140	20	7	8	198	52	---	---	---	18	---	---	.259	.367	445	185	45	9	.933
1940	11-2-2	15	499	141	139	14	13	5	194	---	---	---	---	16	---	---	.279	.389	401	177	56	8	.912
1941	10-6	16	598	139	173	27	8	16	264	107	---	---	---	21	---	---	.289	.441	417	180	45	11	.930
1942	8-8	16	611	130	190	21	7	9	252	---	---	---	---	31	71	62	.311	.412	439	157	63	11	.904
1943	12-3	15	512	168	168	22	11	14	254	---	---	---	---	50	---	---	.328	.496	397	165	46	8	.924
1944	----- No Team -----																						
1945	7-5	12	402	81	83	9	3	4	110	---	---	---	---	15	61	67	.206	.274	295	127	38	4	.917
1946	12-5	17	639	125	166	23	9	5	222	85	---	---	---	15	79	90	.260	.347	476	235	65	5	.916
1947	24-5	29	975	244	252	48	11	15	367	157	---	---	---	40	155	123	.258	.376	---	---	78	---	---
1948	14-12-1	27	968	148	241	33	9	20	352	114	---	---	---	51	72	144	.249	.364	---	---	79	---	---
1949	11-12	23	895	180	276	47	13	27	430	155	---	---	---	24	---	---	.308	.480	---	---	65	---	---
1950	20-11	31	1162	277	340	45	13	32	507	235	---	---	---	92	---	---	.293	.436	---	---	83	---	---
1951	16-6	22	758	177	215	33	9	15	311	116	---	---	---	75	98	60	.284	.410	---	---	57	---	---
1952	10-12	22	669	145	191	37	5	16	286	133	2	---	---	8	92	83	.286	.428	---	---	75	---	---
1953	11-6	17	583	111	153	30	6	13	234	94	10	---	6	15	56	98	.263	.401	440	161	57	5	.913
1954	14-10	24	824	155	210	23	12	25	332	130	14	---	10	38	126	121	.255	.403	624	231	66	13	.928
1955	7-11	18	627	100	176	28	6	13	255	80	5	---	8	9	75	101	.281	.407	464	189	66	10	.908
1956	4-14	18	625	104	152	13	8	19	238	93	11	---	---	8	---	---	.243	.381	478	178	68	7	.897
1957	6-12	18	602	70	131	15	5	5	173	57	3	1	---	5	68	109	.216	.287	465	183	48	---	.931
1958	22-8	30	1057	211	289	47	10	13	395	181	18	12	---	18	133	170	.273	.374	795	313	71	18	.940
1959	24-8	32	1107	223	302	38	22	17	435	184	12	15	12	45	191	173	.273	.393	860	308	70	21	.940
1960	11-10-1	22	786	152	228	32	15	20	350	132	6	11	14	23	111	107	.290	.445	583	262	55	28	.939
1961	12-11	23	793	182	230	40	8	16	334	161	4	14	17	11	154	154	.290	.421	577	245	50	17	.943
1962	17-8	25	905	215	282	42	7	49	458	182	6	7	8	21	130	141	.313	.508	645	321	43	29	.957
1963	15-11	26	953	185	269	34	14	22	397	160	8	9	8	27	140	143	.282	.417	694	271	57	29	.944
1964	13-13	26	903	174	251	34	15	26	393	151	6	11	15	13	126	170	.278	.435	692	306	48	12	.954
1965	18-10-2	30	1028	190	298	51	16	26	459	166	8	15	9	24	122	166	.289	.446	771	295	62	22	.945
1966	20-7-2	29	1048	264	336	49	18	35	526	230	2	15	13	36	159	169	.321	.502	764	309	47	30	.958
1967	29-9	38	1269	206	335	55	17	20	484	178	7	14	14	42	168	224	.264	.381	1005	387	55	35	.962
1968	27-14	41	1243	189	291	39	15	21	423	158	7	8	24	24	169	255	.234	.340	976	433	76	33	.949
1969	27-17-2	46	1495	332	427	60	25	43	666	275	8	17	11	44	256	277	.286	.455	1104	428	90	43	.945
1970	32-16	48	1447	243	364	54	31	21	543	197	22	16	28	47	214	251	.252	.371	1145	456	81	29	.952
1971	27-14	41	1357	199	343	52	20	18	489	168	11	11	15	30	201	275	.253	.360	1068	399	84	21	.946
1972	19-14	33	1079	161	282	42	14	17	403	140	15	5	21	19	141	214	.261	.374	827	346	55	20	.955
1973	24-16	40	1254	200	325	46	14	29	486	180	12	11	15	20	160	175	.259	.388	987	397	68	31	.953
1974	23-15	38	1355	254	393	72	16	26	575	228	10	18	18	31	203	163	.290	.424	1018	480	87	45	.945
1975	33-10	43	1422	306	405	75	14	32	604	257	6	21	16	88	226	209	.285	.425	1095	417	61	32	.961
1976	36-15	51	1802	327	496	79	28	39	748	288	16	27	32	50	267	240	.275	.415	1394	602	68	68	.967
1977	42-10	52	1776	403	548	99	22	43	820	345	20	24	15	75	307	222	.309	.462	1340	583	66	60	.967
1978	39-14	53	1699	378	504	93	23	43	772	320	29	12	10	143	294	217	.297	.454	1300	561	84	30	.957
1979	40-15	55	1906	457	586	104	20	82	976	412	20	22	11	102	293	233	.307	.512	1415	552	104	31	.950
1980	38-21	59	1996	384	581	104	19	46	861	348	13	17	23	117	287	196	.291	.431	1540	688	106	49	.955
1981	34-24	58	2098	405	601	129	18	57	937	365	11	28	12	73	290	325	.287	.447	1550	701	107	48	.955
1982	37-22	59	2133	482	637	129	18	64	994	415	5	22	16	103	334	302	.299	.466	1559	730	101	54	.958
1983	30-20-1	51	1756	331	505	88	14	44	753	294	11	17	17	92	243	294	.288	.429	1320	613	85	53	.958
1984	38-17	55	1856	384	539	86	20	48	809	342	15	26	21	78	297	331	.290	.436	1425	673	90	61	.959
1985	36-30-1	67	2333	469	719	131	25	77	1131	418	15	39	45	114	298	369	.308	.485	1704	777	135	60	.948
1986	42-21	63	2384	550	771	146	39	80	1235	490	4	32	19	129	323	301	.323	.518	1696	780	113	70	.956
1987	54-14-1	69	2408	580	770	140	33	66	1174	516	6	38	29	123	318	337	.320	.488	1769	787	96	74	.964
1988	54-14	68	2398	564	757	160	24	82	1208	477	3	37	41	188	304	325	.316	.504	1795	742	98	65	.963
1989	50-20	70	2406	503	679	143	26	57	1046	453	14	38	41	163	397	446	.282	.435	1875	702	109	59	.959
1990	43-23	66	2287	524	696	120	27	75	1095	459	16	37	42	119	310	379	.304	.479	1709	697	99	46	.960
1991	60 -10	70	2562	698	874	189	33	111	1462	622	23	46	40	94	382	455	.341	.571	1847	790	117	61	.958
1992	50-14	64	2240	481	687	135	27	35	981	411	27	27	38	131	303	307	.307	.438	1701	717	89	56	.964
1993	45-20	65	2302	482	719	143	29	54	1082	419	20	41	49	71	258	355	.312	.470	1723	713	113	58	.956
1994	57-18	75	2639	514	774	145	27	48	1117	441	28	40	67	115	386	394	.293	.423	2067	818	117	60	.961
1995	54-14	68	2419	570	767	143	31	75	1197	481	35	31	57	88	344	405	.317	.495	1830	751	96	81	.964
1996	51-17	68	2320	473	682	145	17	64	1050	427	36	37	54	63	364	452	.294	.453	1847	748	95	51	.965
1997	41-23	64	2310	565	725	141	11	95	1173	509	18	28	59	51	369	426	.314	.508	1705	697	100	56	.960
1998	43-16	59	2102	529	686	133	16	64	1043	473	36	30	36	82	388	407	.326	.496	1589	703	83	41	.965
1999	42-27	69	2436	612	746	169	11	72	1153	550	36	31	47	121	463	507	.306	.473	1843	778	100	75	.963
2000	51-18	69	2387	516	725	141	28	37	1033	458	47	26	65	112	319	432	.304	.433	1852	801	86	62	.969
2001	41-22	63	2276	486	694	138	11	85	1109	439	38	28	69	97	239	379	.305	.487	1691	719	79	55	.968
2002	54-17	71	2535	581	821	157	18	112	1350	522	26	23	67	91	322	447	.324	.533	1907	826	82	78	.971
2003	39-22	61	2178	408																			

YEARLY PITCHING STATS

Year	W-L	Saves	CG	SHO	IP	H	H/9 IP	R	ER	ERA	SO	SO/9 IP	BB	SO/BB
1953	11-6	---	7	3	149.0	93	5.62	79	39	2.36	159	9.60	77	2.06
1954	14-10	---	14	3	207.0	183	7.96	112	67	2.91	178	7.96	83	2.14
1955	7-11	---	9	0	160.0	---	---	---	---	---	113	6.62	75	1.51
1956	4-14	---	8	0	163.0	182	10.05	94	94	5.20	97	5.36	113	0.86
1957	6-12	---	9	1	155.0	157	9.12	91	75	4.35	91	5.28	58	1.57
1958	22-8	---	13	0	265.0	255	8.66	146	109	3.69	223	7.57	130	1.72
1959	24-8	---	9	3	286.2	195	6.12	111	76	2.39	276	8.67	122	2.26
1960	11-10-1	---	4	2	194.0	196	9.14	118	85	3.94	116	5.38	84	1.38
1961	12-11	---	10	1	192.1	187	8.76	134	100	4.68	129	6.04	126	1.02
1962	17-8	---	10	1	215.0	220	9.21	143	111	4.65	140	5.86	123	1.14
1963	15-9	---	5	0	231.1	226	8.79	161	113	4.40	181	7.04	138	1.31
1964	13-13	---	11	1	230.2	222	8.66	144	98	3.82	159	6.20	109	1.46
1965	18-10-2	---	11	4	257.0	220	7.70	125	88	3.08	238	8.33	131	1.82
1966	20-7-2	---	5	2	254.2	216	7.63	142	107	3.78	203	7.17	157	1.29
1967	29-9	---	8	7	335.0	244	6.56	103	78	2.16	268	7.20	135	1.99
1968	27-14	---	15	6	325.1	258	6.34	140	89	2.46	238	6.58	131	1.82
1969	27-12-2	---	14	2	368.0	332	8.12	232	176	4.30	293	7.17	227	1.29
1970	36-12	---	17	5	381.2	297	7.00	161	120	2.83	288	6.79	197	1.46
1971	27-14	---	12	4	356.0	295	7.46	154	117	2.96	307	7.76	142	2.16
1972	19-14	---	12	8	275.2	230	7.51	114	89	2.91	184	6.00	126	1.46
1973	24-16	8	8	6	329.0	262	7.17	167	126	3.45	242	6.62	168	1.44
1974	23-15	4	12	5	339.1	293	7.77	156	111	2.94	183	4.85	166	1.10
1975	33-10	13	14	4	365.0	277	6.83	133	100	2.47	253	6.24	183	1.38
1976	36-15	9	27	7	464.2	401	7.77	213	163	3.16	303	5.87	177	1.71
1977	42-10	13	19	11	446.2	409	8.24	209	166	3.34	309	6.23	210	1.47
1978	39-14	10	20	5	433.1	405	8.41	215	166	3.45	307	6.38	166	1.85
1979	40-15	10	14	5	471.2	437	8.34	255	184	3.51	353	6.74	203	1.74
1980	38-21	12	15	9	513.1	442	7.75	254	197	3.45	340	5.96	219	1.55
1981	34-24	9	15	4	516.2	537	9.35	328	265	4.62	255	4.44	237	1.08
1982	37-22	10	16	5	519.2	530	9.18	281	220	3.81	284	4.92	219	1.30
1983	30-20-1	11	4	5	440.0	387	7.92	223	170	3.48	251	5.13	221	1.14
1984	38-17	9	14	6	475.0	418	7.92	209	158	2.99	289	5.48	192	1.51
1985	36-30-1	10	18	4	567.2	639	10.13	426	329	5.18	337	5.34	317	1.06
1986	42-21	12	6	1	565.1	568	9.04	374	300	4.78	299	4.76	317	0.94
1987	54-14-1	16	17	6	589.2	570	8.67	315	248	3.79	399	6.09	290	1.38
1988	54-14	19	12	3	598.1	545	8.20	307	246	3.70	489	7.36	261	1.87
1989	50-20	17	12	6	625.0	531	7.65	293	224	3.22	626	9.01	297	2.11
1990	43-23	10	11	4	569.0	537	8.49	320	260	4.11	480	7.59	267	1.80
1991	60 -10	12	9	4	615.2	577	8.43	313	251	3.67	480	7.01	262	1.83
1992	50-14	14	6	8	567.1	484	7.68	222	180	2.86	463	7.34	221	2.10
1993	45-20	15	4	1	574.1	603	9.45	332	265	4.15	450	7.05	223	2.02
1994	57-18	18	3	3	689.0	649	8.48	346	265	3.46	626	8.18	249	2.51
1995	54-14	17	4	8	610.0	504	7.43	287	219	3.23	591	8.72	242	2.44
1996	51-17	10	12	10	615.2	494	7.22	254	207	3.03	663	9.69	210	3.16
1997	41-23	12	5	1	568.1	701	11.10	475	401	6.35	474	7.51	295	1.61
1998	43-16	12	2	3	531.0	501	8.49	302	252	4.27	465	7.88	222	2.09
1999	42-27	9	1	1	614.1	726	10.64	480	397	5.82	538	7.88	318	1.69
2000	51-18	21	3	6	617.1	618	9.01	323	274	3.99	438	6.39	257	1.70
2001	41-22	10	3	5	563.2	584	9.34	319	259	4.14	482	7.71	212	2.27
2002	54-17	26	1	4	635.2	652	9.23	350	296	4.19	520	7.36	236	2.20
2003	39-22	11	1	5	542.0	567	9.42	325	255	4.23	410	6.81	210	1.95
2004	39-26	15	1	3	580.1	592	9.18	330	283	4.39	525	8.14	221	2.38
2005	43-23	9	6	4	587.2	608	9.31	298	257	3.94	500	7.66	223	2.24
2006	53-16	17	2	6	615.0	558	8.17	277	223	3.26	550	8.05	211	2.61
2007	41-23	12	1	4	572.1	575	9.04	292	237	3.73	525	8.26	229	2.29
2008	31-27-1	12	2	2	518.1	593	10.30	341	274	4.76	441	7.66	178	2.48
2009	44-22	13	1	4	594.1	569	8.62	279	243	3.68	548	8.30	203	2.70
2010	45-25	14	1	2	626.0	684	9.83	385	326	4.69	486	6.99	230	2.11
2011	43-20	16	1	7	558.1	496	8.00	247	206	3.32	486	7.83	183	2.66
2012	35-28	13	0	1	575.1	588	9.20	289	249	3.90	460	7.20	248	1.85
2013	40-22	15	1	8	563.0	560	8.95	259	201	3.21	407	6.51	202	2.01
2014	36-25	13	4	4	548.0	502	8.24	285	240	3.94	496	8.15	237	2.09
2015	32-29	11	1	3	549.0	536	8.79	303	247	4.05	497	8.15	200	2.49

Note: **Bolded** figure denotes Clemson single-season high.



CASEY HARMAN AND THE REST OF THE 2010 PITCHING STAFF
HELPED THE TIGERS REACH THE COLLEGE WORLD SERIES.

TEAM RECORDS

BATTING

AT-BATS

Inning:	22	vs. NC State, 4-6-1979 (9th)
Game:	73	vs. Fordham, 5-26-1988
Both Teams:	135	vs. Fordham, 5-26-1988 (Clemson 70, Fordham 65)
	125	vs. Georgia Southern, 4-21-1996 (Georgia Southern 64, Clemson 61)
Season:	2,639	1994

HITS

Inning:	12	at NC State, 4-6-1979 (9th)
	12	vs. Maryland, 3-21-1998 (3rd)
Game:	29	vs. Auburn, 5-8-1982
Both Teams:	48	vs. Auburn, 5-8-1982 (Clemson 29, Auburn 19)
Season:	874	1991

DOUBLES

Game:	10	vs. Coastal Carolina, 2-18-1989
Both Teams:	12	vs. Auburn, 5-8-1982 (Clemson 7, Auburn 5)
Season:	189	1991

TRIPLES

Game:	5	vs. Duke, 4-6-1986
Both Teams:	7	vs. Howard, 4-8-1978 (Clemson 4, Howard 3)
Season:	39	1986

HOME RUNS

Inning:	5	vs. South Carolina, 5-8-1962 (6th)
Game:	8	vs. South Carolina, 5-8-1962
Both Teams:	11	vs. South Carolina, 5-8-1962 (Clemson 8, South Carolina 3)
Season:	112	2002

RBIs

Game:	37	at NC State, 4-6-1979
Both Teams:	52	vs. South Carolina, 4-23-1997 (South Carolina 36, Clemson 16)
Season:	622	1991

BATTING AVERAGE

Game:	.523	vs. Georgia Southern, 3-12-2002 (23-for-44)
	.523	vs. Davidson, 5-17-2011 (23-for-44)
Season:	.341	1991 (874-for-2562)

TOTAL BASES

Game:	56	vs. South Carolina, 5-8-1962 (12 1B, 6 2B, 8 HR)
Both Teams:	94	vs. South Carolina, 5-8-1962 (22 1B, 11 2B, 2 3B, 11 HR)
Season:	1,462	1991

RUNS

Inning:	19	vs. Maryland, 3-21-1998 (3rd)
Game:	41	at NC State, 4-6-1979
Both Teams:	54	vs. South Carolina, 4-23-1997 (South Carolina 38, Clemson 16)
Season:	698	1991

WINNING STREAKS

Rk	WS	First Opponent	Score	Date	Ended By	Score	Date
1.	26	Columbus ⁽¹⁾	12-2	2-26-1977	South Carolina	1-2	3-28-1977
2.	25	Texas-Arlington	18-0	2-18-1995	South Carolina	2-4	3-28-1995
3.	21	Ohio State ⁽²⁾	4-3	3-26-1988	South Carolina	7-11	4-23-1988
4.	17	Eastern Kentucky ⁽¹⁾	7-0	2-16-1992	Maryland	9-10	3-15-1992
	17	Boston College ⁽²⁾	4-1	4-22-2006	+ Georgia Tech ⁽¹⁾	7-8	5-27-2006
6.	15	Charlotte	23-6	2-24-1988	% Brigham Young	2-9	3-15-1992
	15	Maine	7-3	2-23-1996	Duke ⁽¹⁾	4-7	3-16-1996
8.	14	Seton Hall	7-5	3-28-1989	Maryland ⁽¹⁾	4-5	4-16-1989
	14	Winthrop	5-4	3-4-2003	Western Carolina	5-9	3-25-2003
10.	13	Tennessee	6-3	5-9-1991	! Creighton	4-8	6-1-1991
	13	Auburn	7-4	2-22-2002	South Alabama	4-6	3-16-2002
	13	South Alabama	11-3	3-17-2002	NC State	0-3	4-6-2002

+ - Jacksonville, Fla.; % - Fresno, Calif.; ! - Omaha, Neb.

HIGHEST RUN MARGIN

Game:	+32	at NC State, 4-6-1979 (41-9)
Season:	+385	1991 (698-313)
Per Game:	+5.5	1991

LOWEST RUN MARGIN

Game:	-23	at Georgia, 4-4-1939 (4-27)
Season:	-70	1956 (102-172)
Per Game:	-3.5	1956

STOLEN BASES

Game:	12	vs. The Citadel, 4-21-1950
Season:	188	1988
Per Game:	2.8	1978

PITCHING

INNINGS PITCHED

Game:	19.0	vs. Fordham, 5-26-1988
Season:	689.0	1994

HITS ALLOWED

Game:	0	vs. many
Season:	93	1953
Per 9 IP:	5.62	1953 (93 H, 149.0 IP)

RUNS ALLOWED

Game:	0	vs. many
Season:	79	1953
Per Game:	2.71	1967

EARNED RUNS ALLOWED

Game:	0	vs. many
Season:	39	1953
Per Game:	2.05	1967

STRIKEOUTS

Game:	21	vs. Furman, 4-30-1923
	21	vs. South Carolina, 4-4-1952
Season:	663	1996
Per 9 IP:	9.69	1996

WALKS ALLOWED

Game:	0	vs. many
Season:	58	1957
Per 9 IP:	2.95	2011

FIELDING

ERRORS

Game:	12	vs. Georgia, 4-6-1946
Both Teams:	18	vs. Georgia, 4-6-1946
Season:	135	1985

FIELDING PERCENTAGE

Game:	1.000	vs. many
Season:	.973	2012 (66 errors, 2,475 chances)

DOUBLE PLAYS

Game:	6	vs. New Orleans, 5-21-1989
	6	vs. Georgia, 4-5-1995
Both Teams:	8	vs. North Carolina-Wilmington, 2-27-1988 (Clemson 4, North Carolina-Wilmington 4)
Season:	81	1995
	81	2010

TRIPLE PLAYS

Game:	1	vs. many
Season:	1	1955, 1971, 1995

MISCELLANEOUS SINGLE-SEASON RECORDS

Games:	75	1994
Consecutive Games Scoring a Run:	232	4-24-1984 to 5-4-1986
Wins:	60	1991
Consecutive Wins:	26	1977
Winning Percentage:	85.7	1991 (60-10)
Slugging Percentage:	.571	1991 (1,462 TB, 2,562 AB)
Runners Left on Base:	610	1999
Complete Games:	27	1976
Pitching Shutouts:	11	1977
ERA:	2.16	1967 (78 ER, 335.0 IP)
Strikeout-to-Walk Ratio:	3.16	1996 (663 K, 210 BB)
Saves:	26	2002

THE 1967 TIGERS HAD A TIGER-RECORD 2.16 ERA.



SEASON BESTS

BATTING

GAMES

Rk	Player	Year	G
1.	Seth Brizek	1994	75
	Mike Hampton	1994	75
	Shane Monahan	1994	75
4.	David Miller	1994	71
	Andy Monin	1994	71
	Khalil Greene	2002	71
	Michael Johnson	2002	71
8.	Kyle Frank	2002	70
	Jeff Schaus	2010	70
10.	Steve Baucom	1987	69
	Mike Couture	1989	69
	Henry Threadgill	1989	69
	Eric Macrina	1991	69
	Khalil Greene	1999	69
	Jason Harris	1999	69
	Henri Stanley	1999	69
	Patrick Boyd	2000	69
	Khalil Greene	2000	69
	Casey Stone	2000	69
	Adrian Casanova	2006	69
	Tyler Colvin	2006	69
	Andy D'Alessio	2006	69
	Herman Demmink	2006	69
	Mike Freeman	2010	69
	Brad Miller	2010	69

AT-BATS

Rk	Player	Year	G	AB
1.	Shane Monahan	1994	75	330
2.	Mike Freeman	2010	69	299
3.	Chuck Baldwin	1986	63	289
4.	David Miller	1994	71	288
5.	Seth Brizek	1994	75	287
	Mike Hampton	1994	75	287
7.	Khalil Greene	2002	71	285
8.	Jerry Brooks	1988	68	284
	Kyle Frank	2002	70	284
	Jeff Schaus	2010	70	284

HITS

Rk	Player	Year	G	Hits
1.	Shane Monahan	1994	75	137
2.	Khalil Greene	2002	71	134
3.	Mike Hampton	1994	75	109
4.	Chuck Baldwin	1986	63	107
5.	Jerry Brooks	1988	68	106
	Shane Monahan	1995	67	106
7.	Gary Burnham	1997	64	104
8.	David Miller	1995	68	103
	Casey Stone	2001	62	103
10.	Brian Kowitz	1990	66	102

MULTIPLE-HIT GAMES

Rk	Player	Year	G	MHG
1.	Shane Monahan	1994	75	46
2.	Khalil Greene	2002	71	42
3.	Chuck Baldwin	1986	63	37
4.	Mike Hampton	1994	75	34
	David Miller	1995	68	34
6.	Shane Monahan	1995	68	33
7.	Khalil Greene	1999	69	31
8.	Jerry Brooks	1988	68	30
	Mike Milchin	1988	68	30
	Brian Kowitz	1990	66	30
	Gary Burnham	1997	64	30
	Patrick Boyd	1999	62	30
	Casey Stone	2001	60	30

SINGLES

Rk	Player	Year	G	1B
1.	Shane Monahan	1994	75	94
2.	Casey Stone	2000	69	82
	Casey Stone	2001	60	82
4.	Mike Hampton	1994	75	73
	Khalil Greene	2002	71	73
6.	David Miller	1994	71	72
	Eric DeMoura	1997	63	72
8.	Brian Kowitz	1990	66	71
	Brad Chalk	2006	68	71
10.	David Miller	1995	68	70
	Kyle Frank	2002	70	70

DOUBLES

Rk	Player	Year	G	2B
1.	Khalil Greene	2002	71	33
2.	Kurt Bultmann	1997	60	31
3.	Taylor Harbin	2005	66	28
4.	Gary Burnham	1995	66	27
5.	Billy McMillon	1991	65	26
6.	Gary Burnham	1996	68	24
	Khalil Greene	2000	69	24
	Mike Freeman	2010	69	24
9.	Chuck Baldwin	1986	63	23
	Kevin Northrup	1992	64	23
	Shane Monahan	1994	75	23
	Gary Burnham	1997	64	23
	Kurt Bultmann	1999	68	23

TRIPLES

Rk	Player	Year	G	3B
1.	Bill Spiers	1987	64	11
2.	David Miller	1995	68	10
3.	Kevin Northrup	1991	67	9
	Shane Monahan	1994	75	9
5.	Don Russell	1969	46	8
	Dave Caldwell	1976	50	8
	Shawn Satterfield	1992	55	8

Thomas Brittle	2012	58	8
9. Rusty Adkins	1967	38	7
Shane Monahan	1993	65	7
Ryan Riley	2000	55	7

HOME RUNS

Rk	Player	Year	G	HR
1.	Khalil Greene	2002	71	27
2.	Jeff Baker	2002	68	25
	Michael Johnson	2002	71	25
	Kris Harvey	2005	65	25
5.	Eric Macrina	1991	69	24
	Matthew LeCroy	1997	64	24
7.	Jeff Baker	2001	60	23
	Andy D'Alessio	2006	69	23
9.	Jim McCollom	1985	64	21
10.	Kyle Parker	2010	67	20

EXTRA BASE HITS

Rk	Player	Year	G	EBH
1.	Khalil Greene	2002	71	61
2.	Kurt Bultmann	1997	60	48
3.	Michael Johnson	2002	71	45
4.	Jim McCollom	1985	64	44
5.	Eric Macrina	1991	69	43
	Shane Monahan	1994	75	43
7.	Taylor Harbin	2005	66	42
8.	Keith Williams	1993	65	41
9.	Chuck Baldwin	1986	63	40
	Billy McMillon	1991	65	40
	Gary Burnham	1997	64	40
	Patrick Boyd	1999	62	40
	Tyler Colvin	2006	69	40

RBI's

Rk	Player	Year	G	RBI
1.	Khalil Greene	2002	71	91
2.	Jeff Baker	2002	68	87
	Jeff Schaus	2010	70	87
4.	Andy D'Alessio	2006	69	85
5.	Eric Macrina	1991	69	84
6.	Gary Burnham	1997	64	82
7.	Michael Johnson	2002	71	81
8.	Jerry Brooks	1988	68	80
9.	Keith Williams	1993	65	79
	Matthew LeCroy	1997	64	79

BATTING AVERAGE

Rk	Player	Year	AB	Hits	Avg.
1.	Dude Buchanan	1941	68	33	.485
2.	Khalil Greene	2002	285	134	.470
3.	Homer Coker	1943	52	24	.462
4.	Rusty Adkins	1965	126	56	.444
5.	Johnny Jones	1962	82	36	.439
6.	Hank Sullivan	1943	63	27	.429
7.	Wyman Morris	1953	64	27	.422
8.	Denny Walling	1975	140	59	.421
9.	Shane Monahan	1994	330	137	.415

Note: Minimum 50 at-bats.


SLUGGING PERCENTAGE

Rk	Player	Year	AB	TB	Slg %
1.	Khalil Greene	2002	285	250	.877
2.	Dude Buchanan	1941	68	55	.809
3.	Denny Walling	1975	140	113	.807
4.	Joey Taylor	1962	64	49	.766
5.	Homer Coker	1943	52	39	.750
6.	Michael Johnson	2002	263	197	.749
7.	Jim McCollom	1985	251	188	.749
8.	Doug Kingsmore	1954	89	66	.742
9.	Jeff Baker	2001	233	172	.738
10.	Matthew LeCroy	1997	237	171	.722

Note: Minimum 50 at-bats.


TOTAL BASES

Rk	Player	Year	G	TB
1.	Khalil Greene	2002	71	250
2.	Shane Monahan	1994	75	211
3.	Michael Johnson	2002	71	197
4.	Jim McCollom	1985	64	188
5.	Chuck Baldwin	1986	63	180
6.	Jerry Brooks	1988	68	179
	Eric Macrina	1991	69	179
8.	Jeff Baker	2002	68	177
9.	Keith Williams	1993	65	176
	Gary Burnham	1997	64	176



MICHAEL JOHNSON
(25), KHALIL GREENE
(27) AND JEFF BAKER
(25) COMBINED FOR 77
HOME RUNS IN 2002.

SEASON BESTS



STEVEN DUGGAR HAD
54 WALKS IN 2015.

RUNS

Rk	Player	Year	G	Runs
1.	Shane Monahan	1994	75	97
2.	Bert Heffernan	1988	68	93
	Khalil Greene	2002	71	93
4.	Brian Kowitz	1990	66	87
5.	Henri Stanley	1999	69	85
	Kyle Parker	2010	67	85
7.	Mike Hampton	1994	75	84
8.	Gary Burnham	1997	64	83
9.	Shane Monahan	1995	67	82
10.	Jim Crowley	1991	68	79
	David Miller	1995	68	79

STOLEN BASES

Rk	Player	Year	G	SB
1.	Henry Threadgill	1989	69	47
	Kevin Northrup	1992	64	47
3.	Mike Hampton	1994	75	39
4.	Bill Spiers	1986	62	35
5.	Randy Mazey	1988	66	34
	Mike Couture	1989	69	34
	Brian Kowitz	1990	66	34
8.	Mike Couture	1988	62	32
	Henry Threadgill	1988	66	32
10.	Billy Weems	1980	59	30
	Brooks Shumake	1983	50	30

SACRIFICE BUNTS

Rk	Player	Year	G	Sac.
1.	Brad Chalk	2006	68	21
2.	Brad Chalk	2005	64	15
3.	Casey Stone	2000	69	14
4.	J.D. Burgess	2007	55	13
5.	Adrian Casanova	2005	66	12
6.	Steve Pyzik	2001	52	11
7.	Jason Stolz	2011	63	10
8.	Doug Livingston	1995	68	9
	Ryan Riley	2001	62	9
	Adrian Casanova	2006	69	9

SACRIFICE FLIES

Rk	Player	Year	G	SF
1.	Keith Williams	1993	65	11
2.	Jim McCollom	1985	64	9
	Matthew LeCroy	1996	67	9
4.	Chuck Baldwin	1986	63	8
	Mike Milchin	1988	66	8
	Jim Crowley	1991	68	8
	Keith Williams	1992	62	8
	Garrett Boulware	2014	61	8
	Steven Duggar	2015	61	8

HIT-BY-PITCH

Rk	Player	Year	G	HBP
1.	Khalil Greene	2001	63	21
2.	Mike Hampton	1994	75	17
	Gary Burnham	1995	66	17
4.	Khalil Greene	2000	69	15
5.	Mike Couture	1988	62	14
6.	Mike Couture	1989	69	12
	Seth Brizek	1994	75	12
	Doug Livingston	1996	58	12
	Phil Pohl	2012	63	12
10.	Jeff Baker	2001	58	11
	Ryan Riley	2001	62	11
	Jeff Baker	2002	68	11
	Khalil Greene	2002	71	11
	Brad Chalk	2006	68	11
	Thomas Brittle	2012	58	11

WALKS

Rk	Player	Year	G	BB
1.	Jason Harris	1999	69	64
	Henri Stanley	1999	69	64
3.	Michael Johnson	2003	58	63
	Richie Shaffer	2012	63	63
5.	Bert Heffernan	1988	68	62
6.	Gary Burnham	1996	68	61
7.	Kyle Parker	2010	67	56
8.	Bert Heffernan	1986	61	55
	Mike Couture	1989	69	55
10.	Steven Duggar	2015	61	54

WALKS PER AT-BAT

Rk	Player	Year	AB/BB	Ratio
1.	Brian Ellis	1998	123/42	1/2.93
2.	Michael Johnson	2003	198/63	1/3.14
3.	Doug Hoffman	1959	105/33	1/3.18
4.	Kurt Seibert	1976	160/50	1/3.20
5.	Chris Epps	2008	101/30	1/3.37
6.	Steve Nilsson	1978	160/47	1/3.40
7.	Johnny Severs	1971	153/44	1/3.48
8.	Gary Burnham	1996	223/61	1/3.66
9.	Mark Biegert	1987	132/36	1/3.67
10.	Mark Biegert	1985	103/28	1/3.68

STRIKEOUTS PER AT-BAT

Rk	Player	Year	AB/K	Ratio
1.	Rusty Adkins	1965	126/0	0/126.0
2.	Casey Stone	2001	263/9	1/29.2
3.	Randy Bray	1969	167/6	1/27.8
4.	Neil Simons	1980	274/10	1/27.4
5.	Ellis Dantzler	1966	108/4	1/27.0
6.	Jimmy Key	1980	103/4	1/25.8

CYCLES

CLEMSON

- **Fred Knoebel** at South Carolina on May 5, 1950. Walk in 1st, triple in 2nd, single in 4th, home run in 5th, double in 7th, hit-by-pitch in 8th. Clemson won 14-5.
- **Steve Tucker** at Georgia Tech on Apr. 22, 1975. Double in 1st, on by error in 2nd, triple in 4th, home run in 6th, single in 7th, single in 9th. Clemson won 18-3.
- **Keith Williams** at Furman on Apr. 20, 1993. Home run in 1st, double in 3rd, single in 6th, triple in 9th. Clemson won 17-2.
- **Shane Monahan** at Hawaii-Hilo on Mar. 19, 1994. Triple in 1st, single in 2nd, home run in 6th, double in 8th, single in 9th. Clemson won 13-5.
- **Gary Burnham** at Texas-Arlington on Feb. 18, 1995. Double in 1st, triple in 3rd, walk in 5th, strikeout in 6th, homer in 7th, single in 9th. Clemson won 18-0.

OPPONENTS

- **Dick Steed** of Georgia Tech in Atlanta, Ga. on Apr. 13, 1971. Triple in 1st, double in 2nd, strikeout in 4th, home run in 6th, single in 8th. Georgia Tech won 8-4.
- **Chris Pittaro** of North Carolina in Chapel Hill, N.C. on Mar. 21, 1981. Double in 1st, single in 2nd, home run in 3rd, triple in 6th, groundout to second base in 7th. North Carolina won 10-7.

7.	Pete Ayoub	1963	102/4	1/25.5
8.	Billy Weems	1980	229/10	1/22.9
9.	Greg Guin	1981	204/9	1/22.7
10.	Elmo Lam	1963	103/5	1/20.6

PITCHING

APPEARANCES

Rk	Player	Year	App.
1.	Scott Winchester	1995	33
	Nick Glaser	2000	33
	Daniel Moskos	2006	33
	Alex Frederick	2010	33
5.	Aaron Jersild	1992	32
6.	Stephen Clyne	2007	31
7.	Andy Taulbee	1993	30
	Matt Vaughn	2008	30
9.	Billy Trapp	1980	28
	Scott Winchester	1994	28
	Josh Cram	2001	28
	Ryan Hinson	2009	28
	Drew Moyer	2014	28

RELIEF APPEARANCES

Rk	Player	Year	RA
1.	Scott Winchester	1995	33
	Nick Glaser	2000	33
	Daniel Moskos	2006	33
4.	Aaron Jersild	1992	32
	Alex Frederick	2010	32
6.	Stephen Clyne	2007	31
7.	Matt Vaughn	2008	29
8.	Billy Trapp	1980	28
	Scott Winchester	1994	28
	Josh Cram	2001	28
	Drew Moyer	2014	28

STARTS

Rk	Player	Year	Starts
1.	Brian Barnes	1988	19
	Brian Barnes	1989	19
	Jason Dawsey	1995	19
	Kris Benson	1996	19
	Ryan Mottl	2000	19
	Steve Reba	2002	19
	Casey Harman	2010	19
8.	Andy Taulbee	1994	18
	Matt Henrie	2002	18
	Jason Berken	2006	18
	Stephen Faris	2006	18
	David Kopp	2007	18
	Scott Weismann	2010	18

COMPLETE GAMES

Rk	Player	Year	CG
1.	Chuck Porter	1976	11
2.	Billy O'Dell	1954	9
	George Stone	1985	9
	Brian Barnes	1989	9



SEASON BESTS

HAROLD STOWE HAD
14 WINS IN 1958.



5. Harold Stowe	1958	8
Rusty Gerhardt	1970	8
Ron Musselman	1977	8
8. Dave Van Volkenburg	1969	7
Steve Cline	1974	7
Jeff Gilbert	1981	7
Jimmy Key	1982	7
Kris Benson	1996	7

SHUTOUTS

Rk	Player	Year	SHO
1.	Ron Musselman	1976	4
	Kris Benson	1996	4
3.	Billy O'Dell	1954	3
	Lindsay Graham	1972	3
	Chuck Porter	1976	3
	Tommy Qualters	1977	3
	Tim Parker	1990	3

WINS

Rk	Player	Year	Wins
1.	Brian Barnes	1989	16
2.	Harold Stowe	1958	14
	Jason Angel	1991	14
	Kris Benson	1996	14
5.	Brian Barnes	1988	13
	Matt Henrie	2002	13
	Steve Reba	2002	13
8.	Chuck Porter	1976	12
	Ron Musselman	1977	12
	Brian Barnes	1987	12
	Chad Phillips	1993	12
	Andy Taulbee	1994	12
	Steve Reba	2001	12
14.	Rusty Gerhardt	1971	11
	Scott Miller	1992	11
	Jason Dawsey	1995	11
17.	Mike Sullivan	1979	10
	Andy Taulbee	1993	10
	Billy Koch	1996	10
	Ken Vining	1996	10
	Ryan Mottl	1997	10
	Ryan Mottl	2000	10
	Daniel Gossett	2013	10
	Matthew Crownover	2015	10

WINNING PERCENTAGE

Rk	Player	Year	W-L	Win %
1.	Chuck Porter	1976	12-0	100.0
	Mike Kimbrell	1991	11-0	100.0
	Mike Sullivan	1979	10-0	100.0

Jarrod Schmidt	2000	9-0	100.0
Josh Cribb	2006	9-0	100.0
Aaron Jersild	1991	8-0	100.0
Mike Holtz	1992	8-0	100.0
Len Bradley	1979	7-0	100.0
Tommy Qualters	1977	6-0	100.0
Kris Harvey	2004	6-0	100.0
P.J. Zocchi	2006	6-0	100.0
Phillip Lowery	1987	5-0	100.0
Doug Marchal	1987	5-0	100.0
Jeff Sauve	1995	5-0	100.0
D.J. Mitchell	2007	5-0	100.0
16. Scott Miller	1992	11-1	91.7
17. Bill Parmer	1967	9-1	90.0

Note: Minimum five decisions.

INNINGS PITCHED

Rk	Player	Year	IP
1.	Kris Benson	1996	156.0
2.	Brian Barnes	1989	146.0
3.	Brian Barnes	1988	137.2
4.	Jason Dawsey	1995	129.1
5.	George Stone	1985	127.1
6.	Harold Stowe	1958	126.2
7.	Casey Harman	2010	121.0
8.	Brian Barnes	1987	120.2
9.	Chuck Porter	1976	119.0
10.	Ron Musselman	1977	117.1

ERA

Rk	Player	Year	IP	ER	ERA
1.	Scott Winchester	1995	45.2	3	0.59
2.	Billy O'Dell	1954	91.1	8	0.79
3.	Joe Landrum	1946	104.0	12	1.04
4.	Scott Clackum	1998	40.2	5	1.11
5.	Jay Bevis	1970	40.1	5	1.12
6.	Bill Parmer	1967	71.0	9	1.14
7.	Brian Snyder	1977	60.1	8	1.19
8.	Mike Holtz	1992	57.1	8	1.26
9.	Jerome Santivasci	1989	66.0	10	1.36
10.	Billy O'Dell	1953	72.1	11	1.37

Note: Minimum 40 innings pitched.

STRIKEOUTS

Rk	Player	Year	K
1.	Brian Barnes	1989	208
2.	Kris Benson	1996	204
3.	Billy Koch	1996	152
4.	Brian Barnes	1988	140
5.	Ken Vining	1996	135
6.	Jason Dawsey	1995	133

7.	Harold Stowe	1958	126
8.	Harold Stowe	1959	117
9.	Brian Barnes	1987	112
10.	Billy O'Dell	1954	111
	Rusty Gerhardt	1970	111
	Rusty Gerhardt	1971	111
	Billy Koch	1995	111

STRIKEOUTS PER NINE INNINGS PITCHED

Rk	Player	Year	K	IP	K/9 IP
1.	Billy O'Dell	1953	108	72.1	13.44
2.	Billy O'Dell	1952	81	56.0	13.02
3.	Brian Barnes	1989	208	146.0	12.82
4.	Billy Koch	1996	152	111.2	12.25
5.	Patrick Hogan	2004	60	44.2	12.09
6.	Kris Benson	1996	204	156.0	11.77
7.	Billy Koch	1995	111	87.0	11.48
8.	Mike Milchin	1989	54	42.2	11.39
9.	Alan Farina	2007	72	57.1	11.30
10.	Tony Sipp	2004	59	48.0	11.06

Note: Minimum 40 innings pitched.

STRIKEOUT-TO-WALK RATIO

Rk	Player	Year	K	BB	K/BB
1.	Kris Benson	1996	204	27	7.56
2.	Zack Erwin	2015	92	16	5.75
3.	Casey Harman	2009	89	16	5.56
4.	Joe Landrum	1947	98	18	5.44
5.	Phillip Lowery	1987	37	7	5.29
	Jonathan Meyer	2013	37	7	5.29
7.	Billy O'Dell	1952	81	16	5.06
8.	Justin Sarratt	2011	65	14	4.64
9.	Matthew Crownover	2014	90	20	4.50
10.	Joe Landrum	1946	97	22	4.41

Note: Minimum 40 innings pitched.

HITS PER NINE INNINGS PITCHED

Rk	Player	Year	Hits	IP	H/9 IP
1.	Billy O'Dell	1953	25	72.1	3.11
2.	Jay Bevis	1970	17	40.1	3.79
3.	Rusty Gerhardt	1970	47	100.1	4.22
4.	Scott Winchester	1995	23	45.2	4.53
5.	Scott Clackum	1998	21	40.2	4.65
6.	Steve Cline	1973	35	59.1	5.31
7.	Brian Snyder	1977	36	60.1	5.37
8.	Brian Barnes	1989	89	146.0	5.49
9.	Billy O'Dell	1954	56	91.1	5.52

Note: Minimum 40 innings pitched.

WALKS PER NINE INNINGS PITCHED

Rk	Player	Year	BB	IP	BB/9 IP
1.	Phillip Lowery	1987	7	53.2	1.17
2.	Justin Sarratt	2008	6	45.2	1.18
3.	Jonathan Meyer	2013	7	46.2	1.35
	Zack Erwin	2015	16	106.2	1.35
5.	Jimmy Roller	1960	11	71.2	1.38
6.	Kris Benson	1996	27	156.0	1.56
7.	Justin Sarratt	2011	14	80.2	1.56
8.	David Haselden	2011	14	76.2	1.64
9.	Casey Harman	2009	16	86.2	1.66
10.	Stephen Faris	2006	20	103.0	1.75

Note: Minimum 40 innings pitched.

SAVES

Rk	Player	Year	Saves
1.	Nick Glaser	2000	15
2.	Scott Winchester	1995	14
3.	Matt Vaughn	2008	11
4.	Scott Winchester	1993	10
	Scott Winchester	1994	10
	Patrick Hogan	2004	10
	Daniel Moskos	2006	10
8.	Scott Clackum	1998	9
9.	Mike Milchin	1988	8
	Paul Harrelson	2002	8
	Matt Campbell	2014	8

BATTERS FACED

Rk	Player	Year	BF
1.	Kris Benson	1996	606
2.	Brian Barnes	1989	602
3.	Brian Barnes	1988	598
4.	George Stone	1984	569
5.	Jason Dawsey	1995	529
6.	Brian Barnes	1987	523
7.	Casey Harman	2010	518
8.	Andy Taulbee	1994	489
9.	Jimmy Key	1982	485
10.	Ron Musselman	1977	483



CAREER LEADERS

BATTING

GAMES

Rk	Player	Year(s)	G
1.	Khalil Greene	1999-02	272
2.	Bert Heffernan	1985-88	259
3.	Jeff Schaus	2008-11	258
4.	Andy D'Alessio	2004-07	253
5.	Kurt Bultmann	1996-99	249
6.	Jim Crowley	1988-91	247
7.	Wilson Boyd	2007-10	238
8.	Michael Johnson	2000-03	235
9.	Herman Demmink	2003-06	232
10.	Henri Stanley	1997-00	231

AT-BATS

Rk	Player	Year(s)	AB
1.	Khalil Greene	1999-02	1069
2.	Bert Heffernan	1985-88	993
3.	Jeff Schaus	2008-11	973
4.	Kurt Bultmann	1996-99	953
5.	Chuck Baldwin	1984-87	935
6.	Shane Monahan	1993-95	856
7.	Andy D'Alessio	2004-07	853
8.	Wilson Boyd	2007-10	837
9.	Jim McCollom	1982-85	830
10.	Jim Crowley	1988-91	826

HITS

Rk	Player	Year(s)	Hits
1.	Khalil Greene	1999-02	403
2.	Shane Monahan	1993-95	337
3.	Bert Heffernan	1985-88	335
4.	Chuck Baldwin	1984-87	311
	Jeff Schaus	2008-11	311
6.	Kurt Bultmann	1996-99	306
7.	Jim McCollom	1982-85	285
8.	Michael Johnson	2000-03	275
9.	Jim Crowley	1988-91	271
10.	Neil Simons	1977-80	270
	Gary Burnham	1994-97	270

DOUBLES

Rk	Player	Year(s)	2B
1.	Khalil Greene	1999-02	95
2.	Kurt Bultmann	1996-99	82
3.	Gary Burnham	1994-97	77
4.	Taylor Harbin	2004-07	67
5.	Bert Heffernan	1985-88	63
6.	Chuck Baldwin	1984-87	62
7.	Jeff Schaus	2008-11	61
8.	Shane Monahan	1993-95	60
9.	Jim Crowley	1988-91	57
	Patrick Boyd	1998-01	57

TRIPLES

Rk	Player	Year(s)	3B
1.	Shane Monahan	1993-95	21
2.	Don Russell	1968-70	18
3.	Rusty Adkins	1965-67	17
	Bill Spiers	1985-87	17
5.	Jeff Miller	1990-93	15
	David Miller	1993-95	15
7.	Ray Mathews	1948-51	14
	Fred Knoebel	1950-52	14
	Johnny Severs	1969-71	14
	Neil Simons	1977-80	14
	Bert Heffernan	1985-88	14

HOME RUNS

Rk	Player	Year(s)	HR
1.	Jeff Baker	2000-02	59
	Andy D'Alessio	2004-07	59
3.	Michael Johnson	2000-03	58
4.	Matthew LeCroy	1995-97	53
5.	Jim McCollom	1982-85	52
	Khalil Greene	1999-02	52
7.	Eric Macrina	1988-91	51
8.	Kyle Parker	2008-10	46
9.	Jim Crowley	1988-91	43
	Kurt Bultmann	1996-99	43

RBIs

Rk	Player	Year(s)	RBI
1.	Khalil Greene	1999-02	276
2.	Jeff Baker	2000-02	226
3.	Jim McCollom	1982-85	218
4.	Andy D'Alessio	2004-07	217
5.	Kurt Bultmann	1996-99	214

6.	Michael Johnson	2000-03	213
7.	Jeff Schaus	2008-11	211
8.	Gary Burnham	1994-97	209
9.	Matthew LeCroy	1995-97	208
10.	Jim Crowley	1988-91	197

BATTING AVERAGE

Rk	Player	Year(s)	Hits-AB	Avg.
1.	Denny Walling	1975	59-140	.421
2.	Dude Buchanan	1939-41	74-184	.402
3.	Shane Monahan	1993-95	337-856	.394
4.	Billy McMillon	1991-93	201-527	.381
5.	Herb Jessen	1942-43	38-100	.380
6.	Rusty Adkins	1965-67	150-396	.379
7.	Khalil Greene	1999-02	403-1069	.377
8.	Ted Corbin	1992	74-199	.372
9.	Tim Teufel	1979,80	134-365	.367
10.	Brad McCann	2003,04	183-504	.363

Note: Minimum 100 at-bats.

SLUGGING PERCENTAGE

Rk	Player	Year(s)	AB	TB	Slg %
1.	Denny Walling	1975	140	113	.807
2.	Dave Lynn	1958,60,61	163	113	.693
3.	Tim Teufel	1979,80	365	244	.668
4.	Dude Buchanan	1939-41	184	121	.658
5.	Michael Johnson	2000-03	800	509	.636
6.	Jim McCollom	1982-85	830	521	.628
7.	Jeff Baker	2000-02	773	484	.626
8.	Shane Monahan	1993-95	856	535	.625
9.	Khalil Greene	1999-02	1069	668	.625
10.	Eric Macrina	1988-91	647	404	.624

Note: Minimum 100 at-bats.

TOTAL BASES

Rk	Player	Year(s)	TB
1.	Khalil Greene	1999-02	668
2.	Shane Monahan	1993-95	535
3.	Kurt Bultmann	1996-99	525
4.	Jim McCollom	1982-85	521
5.	Michael Johnson	2000-03	509
6.	Bert Heffernan	1985-88	507
7.	Andy D'Alessio	2004-07	498
8.	Jeff Baker	2000-02	484
9.	Jeff Schaus	2008-11	477
10.	Chuck Baldwin	1984-87	476

RUNS

Rk	Player	Year(s)	Runs
1.	Bert Heffernan	1985-88	285
2.	Khalil Greene	1999-02	265
3.	Shane Monahan	1993-95	235
4.	Kurt Bultmann	1996-99	233
5.	Gary Burnham	1994-97	215
6.	Jeff Schaus	2008-11	213
7.	Jim McCollom	1982-85	203
8.	Michael Johnson	2000-03	201

9.	Jim Crowley	1988-91	199
10.	Patrick Boyd	1998-01	196

STOLEN BASES

Rk	Player	Year(s)	SB
1.	Henry Threadgill	1986-89	85
	Mike Couture	1987-90	85
3.	Kevin Northrup	1989-92	83
4.	Brian Kowitz	1988-90	76
5.	Brooks Shumake	1982-84	71
6.	Ray Williams	1984-87	70
7.	Billy Weems	1977-80	68
8.	Randy Mazey	1985-88	65
9.	Shane Monahan	1993-95	61
10.	Bill Spiers	1985-87	60

WALKS

Rk	Player	Year(s)	BB
1.	Bert Heffernan	1985-88	207
2.	Neil Simons	1977-80	180
3.	Michael Johnson	2000-03	169
4.	Gary Burnham	1994-97	157
5.	Jeff Schaus	2008-11	148
6.	Henri Stanley	1997-00	144
7.	Khalil Greene	1999-02	143
	Brad Miller	2009-11	143
9.	Chris Epps	2008-11	142
10.	Frank Russ	1980-83	139

WALKS PER AT-BAT

Rk	Player	Year(s)	AB/BB	Ratio
1.	Kurt Seibert	1974-76	408/106	1/3.85
2.	Don Russell	1968-70	415/107	1/3.88
3.	Chris Epps	2008-11	596/142	1/4.20
4.	Brian Ellis	1997-00	583/138	1/4.22
5.	Johnny Severs	1969-71	373/86	1/4.34
6.	Dave Buffamoyer	1978,79	287/66	1/4.35
7.	Neil Simons	1977-80	805/180	1/4.47
8.	Steve Nilsson	1976-78	507/112	1/4.53
9.	Jason Harris	1998,99	475/104	1/4.57
10.	Henri Stanley	1997-00	666/144	1/4.63


Note: Minimum 100 at-bats.

STRIKEOUTS PER AT-BAT

Rk	Player	Year(s)	AB/K	Ratio
1.	Rusty Adkins	1965-67	396/16	1/24.75
2.	Neil Simons	1977-80	805/43	1/18.72
3.	Billy Weems	1977-80	674/39	1/17.28
4.	Randy Bray	1968-70	457/27	1/16.93
5.	Casey Stone	1998-01	736/46	1/16.00
6.	Joe Taylor	1992,93	394/27	1/14.54
7.	Mike Mahoney	1973-75,81	323/23	1/14.04
8.	Steve Tucker	1973-76	502/37	1/13.57
9.	Taylor Harbin	2005-07	781/66	1/11.83
10.	Spencer Kieboom	2010-12	431/37	1/11.65

Note: Minimum 100 at-bats.

CHUCK BALDWIN TALLIED 62 DOUBLES FROM 1984-87.



CAREER LEADERS

PITCHING

APPEARANCES

Rk	Player	Year(s)	App.
1.	Matt Additon	1997-00	98
2.	Thomas Boozer	1999-02	88
	Jeff Hahn	2002-05	88
4.	Scott Winchester	1993-95	87
5.	Jonathan Meyer	2010-13	86
6.	Ryan Hinson	2006-09	85
7.	Daniel Moskos	2005-07	81
	Matt Vaughn	2006-09	81
8.	Justin Sarratt	2007-11	80
10.	Patrick Hogan	2001-04	79

STARTS

Rk	Player	Year(s)	Starts
1.	Ryan Mottl	1997-00	68
2.	Brian Barnes	1986-89	65
3.	Rusty Gerhardt	1969-72	55
4.	Kris Benson	1994-96	47
5.	Jimmy Key	1980-82	46
	Matthew Crownover	2013-15	46
7.	Oliver Whitaker	1984-87	45
	Steve Reba	1999-02	45
9.	Billy Koch	1994-96	44
10.	Alan Botkin	1986-89	43

RELIEF APPEARANCES

Rk	Player	Year(s)	RA
1.	Matt Additon	1997-00	93
2.	Scott Winchester	1993-95	87
3.	Thomas Boozer	1999-02	79
4.	Matt Vaughn	2006-09	78
	Matt Campbell	2011-14	78
6.	Jeff Hahn	2002-05	77
7.	Paul Harrelson	2000-03	75
8.	Patrick Hogan	2001-04	71
	Daniel Moskos	2005-07	71
10.	Jonathan Meyer	2010-13	70

COMPLETE GAMES

Rk	Player	Year(s)	CG
1.	Rusty Gerhardt	1969-72	26
2.	Brian Barnes	1986-89	21
3.	Billy O'Dell	1952-54	19
4.	Harold Stowe	1957-59	16
	Dave Van Volkenburg	1969-72	16
	Chuck Porter	1974-76	16
7.	Ron Musselman	1976-77	14
	Mike Brown	1978-80	14
	Jimmy Key	1980-82	14
10.	Tommy Chapman	1963-65	13
	Jeff Gilbert	1981-83	13

SHUTOUTS

Rk	Player	Year(s)	SHO
1.	Ron Musselman	1976-77	6
2.	Billy O'Dell	1952-54	5
	Rusty Gerhardt	1969-72	5
	Lindsay Graham	1970-73	5
	Mike Brown	1978-80	5
6.	Chuck Porter	1974-76	4
	Mike Sullivan	1977-79	4
	Kris Benson	1994-96	4
9.	Dave Van Volkenburg	1969-72	3
	Tommy Qualters	1975-78	3
	Brian Snyder	1977-79	3
	Jeff Gilbert	1981-83	3
	John Pawlowski	1983-85	3
	Alan Botkin	1986-89	3
	Tim Parker	1987,88,90	3
	Daniel Gossett	2012-14	3

WINS

Rk	Player	Year(s)	Wins
1.	Brian Barnes	1986-89	44
2.	Rusty Gerhardt	1969-72	34
3.	Ryan Mottl	1997-00	33
	Steve Reba	1999-02	33
5.	Kris Benson	1994-96	29
6.	Andy Taulbee	1992-94	27
7.	Jason Angel	1990-92	25
	Matthew Crownover	2013-15	25
9.	Harold Stowe	1957-59	24
	Chuck Porter	1974-76	24



KEVIN BRADY HAD A 3.89 STRIKEOUT-TO-WALK RATIO FROM 2009-12.

WINNING PERCENTAGE

Rk	Player	Year(s)	W-L	Win %
1.	Mike Kimbrell	1988-91	17-1	94.4
2.	Scott Parrish	1981,83,84	21-3	87.5
3.	Mike Sullivan	1977-79	20-3	87.0
4.	Bill Parmer	1965-67	18-3	85.7
	Jarrod Schmidt	2000-02	18-3	85.7
6.	Chad Phillips	1990-93	17-3	85.0
	Ken Vining	1994-96	17-3	85.0
8.	Scott Miller	1991,92	19-4	82.6
9.	Brian Barnes	1986-89	44-10	81.5
10.	Jeff Gilbert	1981-83	21-5	80.8

Note: Minimum 15 decisions.

INNINGS PITCHED

Rk	Player	Year(s)	IP
1.	Brian Barnes	1986-89	475.1
2.	Ryan Mottl	1997-00	414.1
3.	Rusty Gerhardt	1969-72	384.1
4.	Kris Benson	1994-96	319.2
5.	Steve Reba	1999-02	319.1
6.	Jimmy Key	1980-82	318.2
7.	Jason Dawsey	1993-95	304.1
8.	Oliver Whitaker	1984-87	299.1
9.	Daniel Gossett	2012-14	282.2
10.	Josh Cribb	2003-06	282.1

ERA

Rk	Player	Year(s)	ERA
1.	Billy O'Dell	1952-54	1.51
2.	Scott Winchester	1993-95	1.70
3.	Steve Cline	1973,74	1.94
4.	Jay Bevis	1969-72	2.13
5.	Matthew Crownover	2013-15	2.30
6.	Harold Stowe	1957-59	2.32
7.	Rusty Gerhardt	1969-72	2.39
8.	Chuck Porter	1974-76	2.43
9.	Bill Parmer	1965-67	2.59
10.	Nelson Gibson	1966-68	2.64

Note: Minimum 100 innings pitched.

STRIKEOUTS

Rk	Player	Year(s)	K
1.	Brian Barnes	1986-89	513
2.	Rusty Gerhardt	1969-72	382
3.	Ryan Mottl	1997-00	360
4.	Kris Benson	1994-96	356

5.	Billy Koch	1994-96	338
6.	Billy O'Dell	1952-54	300
7.	Daniel Gossett	2012-14	285
8.	Harold Stowe	1957-59	279
9.	Jason Dawsey	1993-95	276
10.	Steve Reba	1999-02	263

STRIKEOUTS PER NINE INNINGS PITCHED

Rk	Player	Year(s)	K/9 IP
1.	Billy O'Dell	1952-54	12.29
2.	Matt Campbell	2011-14	11.10
3.	Billy Koch	1994-96	11.00
4.	Ken Vining	1994-96	10.35
5.	Kris Benson	1994-96	10.02
6.	Kevin Brady	2009-12	9.87
7.	Brian Barnes	1986-89	9.71
8.	D.J. Mitchell	2006-08	9.24
9.	Mike Holtz	1991-94	9.22
10.	Daniel Gossett	2012-14	9.07

Note: Minimum 100 innings pitched.

STRIKEOUT-TO-WALK RATIO

Rk	Player	Year(s)	K/BB
1.	Kris Benson	1994-96	4.51
2.	Casey Harman	2008-10	3.97
3.	Kevin Brady	2009-12	3.89
4.	Josh Cribb	2003-06	3.62
5.	Billy O'Dell	1952-54	3.61
6.	Stephen Faris	2004-06	3.38
7.	Justin Sarratt	2007-11	3.32
8.	Matthew Crownover	2013-15	3.28
9.	Andy Taulbee	1992-94	3.22
10.	Phillip Lowery	1986-88	3.19

Note: Minimum 100 innings pitched.

HITS PER NINE INNINGS PITCHED

Rk	Player	Year(s)	H/9 IP
1.	Billy O'Dell	1952-54	5.29
2.	Matt Campbell	2011-14	5.47
3.	Rusty Gerhardt	1969-72	5.95
4.	Scott Winchester	1993-95	6.04
5.	Jay Bevis	1969-72	6.22
6.	Steve Cline	1973,74	6.33
7.	Charlie Watson	1965-67	6.58
8.	Chuck Porter	1974-76	6.80
9.	Bill Parmer	1965-67	6.89
10.	Daniel Gossett	2012-14	6.94

Note: Minimum 100 innings pitched.

WALKS PER NINE INNINGS PITCHED

Rk	Player	Year(s)	BB/9 IP
1.	Phillip Lowery	1986-88	1.71
2.	Justin Sarratt	2007-11	1.91
3.	Stephen Faris	2004-06	2.08
4.	Scott Berny	2000	2.12
5.	Jimmy Roller	1959-61	2.13
6.	Casey Harman	2008-10	2.15
7.	Kris Benson	1994-96	2.22
8.	Jonathan Meyer	2010-13	2.26
9.	Josh Cribb	2003-06	2.26
10.	Andy Taulbee	1992-94	2.35

Note: Minimum 100 innings pitched.

SAVES

Rk	Player	Year(s)	Saves
1.	Scott Winchester	1993-95	34
2.	Jay Bevis	1969-72	20
3.	Matt Campbell	2011-14	19
4.	Patrick Hogan	2001-04	18
5.	Nick Glaser	2000,01	16
	Daniel Moskos	2005-07	16
	Matt Vaughn	2006-09	16
8.	Dave Woessner	1977-79	14
	Paul Harrelson	2000-03	14
10.	Mike Milchin	1987-89	13
	Scott Clackum	1997,98	13

BATTERS FACED

Rk	Player	Year(s)	BF
1.	Brian Barnes	1986-89	2052
2.	Ryan Mottl	1997-00	1851
3.	Rusty Gerhardt	1969-72	1473
4.	Steve Reba	1999-02	1395
5.	Oliver Whitaker	1984-87	1371
6.	Jimmy Key	1980-82	1349
7.	Kris Benson	1994-96	1317
8.	Jason Dawsey	1993-95	1281
9.	Bill Steele	1985-87	1228
10.	Alan Botkin	1986-89	1201



YEARLY LEADERS


BATTING

BATTING AVERAGE

Year	Player, Pos.	BA
1939	Ed Irick, 3B	.358
1940	Francis Coakley, OF	.391
1941	Dude Buchanan, 1B	.485
1942	Charlie Mimms, 3B	.385
1943	Homer Coker, OF	.462
1944	No Team	
1945	H.H. Tyler, 2B	.282
1946	Dewey Quinn, 3B	.365
1947	Lynwood McMakin, 2B	.348
1948	Frank Gillespie, 3B	.338
1949	Ken Culberson, SS	.355
1950	Doug Anglely, OF	.381
1951	Ray Mathews, OF	.375
1952	Fred Knoebel, OF	.366
1953	Wyman Morris, 3B	.422
1954	Doug Kingsmore, OF	.371
1955	Lonnie Shealy, 2B	.357
1956	Don Shealy, OF/P	.348
1957	Don Shealy, OF/P	.313
1958	Bailey Hendley, OF/P	.333
1959	Ty Cline, OF/P	.326
1960	Bailey Hendley, OF/P	.364
1961	Pete Ayoub, 2B	.349
1962	Johnny Jones, OF	.439
1963	Mike Bohonak, OF	.349
1964	Stan Ayers, C	.316
1965	Rusty Adkins, OF	*.444
1966	Ellis Dantzler, 1B	.380
1967	Garry Helms, SS	.372
1968	Randy Bray, SS	.329
1969	Calvin Weeks, 2B/OF	.354
1970	Randy Bray, SS	.285
1971	Craig White, OF	.380
1972	Lin Hamilton, C	.318
1973	Craig White, OF	.336
1974	Lin Hamilton, C	.346
1975	Denny Walling, OF	*.421
1976	Steve Tucker, OF	.350
1977	Neil Simons, OF	.376
1978	Billy Weems, OF	.333
1979	Neil Simons, OF	.355
1980	Tim Teufel, 2B	.387
1981	Greg Guin, 1B	.387
1982	Jimmy Key, P/OF	.359
1983	Bob Paulling, 1B	.407
1984	Chuck Baldwin, 2B	.356
1985	Jim McCollom, 1B	.390
1986	Chuck Baldwin, 1B	.370
1987	Mark Biegert, OF	.356
1988	Jerry Brooks, 3B	.373
1989	Henry Threadgill, 2B	.329
1990	Brian Kowitz, OF	.403
1991	Billy McMillon, OF	*.391
1992	Kevin Northrup, OF	.382
1993	Billy McMillon, OF	.377
1994	Shane Monahan, OF	.415
1995	Shane Monahan, OF	.388
1996	Jason Emblar, 1B	.357
1997	Gary Burnham, OF	.391
1998	Matt Padgett, OF	.376
1999	Patrick Boyd, OF	.390
2000	Khalil Greene, 3B	.364
2001	Casey Stone, OF	.376
2002	Khalil Greene, SS	*.470
2003	Brad McCann, 3B	.347
2004	Brad McCann, 3B	.379
2005	Brad Chalk, OF	.350
2006	Tyler Colvin, OF	.356
2007	Brad Chalk, OF	.366
2008	Mike Freeman, 2B	.332
2009	Ben Paulsen, 1B	.367
2010	Brad Miller, SS	.357
2011	Brad Miller, SS	*.395
2012	Richie Shaffer, 3B	.336
2013	Shane Kennedy, 3B	.317
2014	Tyler Krieger, SS	.338
2015	Reed Rohlman, OF	.356

AT-BATS

Year	Player, Pos.	AB
1939	Ed Irick, 3B	67
1940	Francis Coakley, OF	64
1941	Dude Buchanan, 1B	68
1942	Herb Jessen, 1B	71
1943	Frank Gillespie, 1B	61



HOMER COKER LED THE 1943 TIGERS WITH A .462 BATTING AVERAGE.

1944	No Team	
1945	Bull Cagle, OF	49
1946	Dewey Quinn, 3B	85
1947	Homer Coker, OF	122
1948	Ken Culberson, SS	120
1949	Ken Culberson, SS	110
1950	Ken Culberson, SS	137
1951	Dick Hendley, C	93
1952	Roy Coker, 2B	87
1953	Roy Coker, 2B	73
1954	Roy Coker, 2B	105
1955	Lonnie Shealy, 2B	70
1956	Bill Barnett, OF	76
1957	Butch Coker, C	74
1958	Bud Spiers, SS	130
1959	Ty Cline, OF/P	135
1960	Ty Cline, OF	89
	Dave Lynn, C	89
1961	Elmo Lam, SS	91
1962	Elmo Lam, SS	107
1963	Elmo Lam, SS	103
1964	Ben Marsella, 2B	117
1965	Rusty Adkins, OF	*126
1966	Rusty Adkins, 2B	121
1967	Rusty Adkins, 2B	*149
1968	Randy Bray, SS	*146
1969	Randy Bray, SS	*167
1970	Randy Bray, SS	144
1971	Calvin Weeks, SS	*160
1972	Kenny Bagwell, 2B	135
1973	Richard Haynes, 2B	*138
1974	Mike Pulaski, OF	*158
1975	Kurt Seibert, SS	*153
1976	Robert Bonnette, 3B	*207
1977	Robert Bonnette, SS	*216
1978	Tony Masone, OF	186
1979	Tony Masone, OF	*224
1980	Billy Weems, OF	229
1981	Mike Mahoney, OF	*222
1982	Frank Russ, 2B	*237
1983	Bob Paulling, 1B	199
1984	Brooks Shumake, OF	218
1985	Chuck Baldwin, SS	*252
1986	Chuck Baldwin, 1B	*289
1987	Steve Baucom, 3B	*268
1988	Jerry Brooks, 3B	*284

1989	Henry Threadgill, 2B	*283
1990	Brian Kowitz, OF	253
1991	Eric Macrina, DH	260
1992	Kevin Northrup, OF	249
1993	Keith Williams, OF	255
1994	Shane Monahan, OF	*330
1995	Shane Monahan, OF	*273
1996	Paul Galloway, 3B	252
1997	Jason Emblar, 1B	*269
1998	Patrick Boyd, OF	241
1999	Khalil Greene, 3B	274
2000	Jeff Baker, SS	275
2001	Casey Stone, OF	274
2002	Khalil Greene, SS	285
2003	Brad McCann, 3B	251
2004	Brad McCann, 3B	253
	Lou Santangelo, C	253
2005	Taylor Harbin, 2B	274
2006	Tyler Colvin, OF	281
2007	Taylor Harbin, SS	253
2008	Wilson Boyd, OF	233
2009	Mike Freeman, 2B	268
2010	Mike Freeman, 2B	*299
2011	John Hinson, 3B	245
2012	Steve Wilkerson, 2B	258
2013	Steven Dugger, OF	250
2014	Tyler Slaton, OF	241
2015	Tyler Krieger, DH	236
	Reed Rohlman, OF	236

RUNS

Year	Player, Pos.	R
1939	Teddy Boselli, SS	15
1940	Dude Buchanan, 1B	21
1941	Dude Buchanan, 1B	27
1942	Don Belk, OF	16
	Bob Berry, SS	16
1943	Homer Coker, OF	25
1944	No Team	
1945	H.H. Tyler, 2B	16
1946	June Pruitt, 1B	20
1947	Lynwood McMakin, 2B	39
1948	Ray Mathews, OF	23
1949	Ken Culberson, SS	33
1950	Fred Knoebel, OF	45
1951	Roby Crouch, 1B	29

1952	Roy Coker, 2B	26
1953	Roy Coker, 2B	17
1954	Doug Kingsmore, OF	*25
1955	Lonnie Shealy, 2B	13
1956	Bill Barnett, OF	16
	Don Shealy, OF/P	16
1957	Doug Hoffman, OF	11
1958	Larry Bagwell, 3B	*34
1959	Ty Cline, OF/P	*34
1960	Ty Cline, OF	26
1961	Elmo Lam, SS	27
1962	Johnny Jones, OF	28
1963	Johnny Jones, OF	22
	Nicky Lomax, OF	22
1964	Buddy Nixon, 1B	23
1965	Rusty Adkins, OF	*30
	Jack McCall, SS	*30
1966	Rusty Adkins, 2B	*39
1967	Rusty Adkins, 2B	*40
1968	Don Russell, 3B	26
1969	Don Russell, 3B	*43
1970	Don Russell, 3B	33
1971	Johnny Severs, OF	*37
1972	Kenny Bagwell, 2B	24
1973	Richard Haynes, 2B	*29
	Craig White, OF	*29
1974	Smiley Sanders, OF	*41
1975	Kurt Seibert, SS	*48
1976	Kurt Seibert, SS	*43
1977	Neil Simons, OF	50
1978	Steve Nilsson, 1B	*49
1979	Dave Buffamoyer, C	*66
1980	Billy Weems, OF	58
1981	Mike Mahoney, OF	54
1982	Mark Davidson, OF	*58
1983	Jim McCollom, C	50
1984	Brooks Shumake, OF	60
1985	Bert Heffernan, C	60
1986	Bill Spiers, SS	*73
1987	Bert Heffernan, C	68
1988	Bert Heffernan, C	*93
1989	Brian Kowitz, OF	61
1990	Brian Kowitz, OF	*87
1991	Jim Crowley, 2B	79
1992	Kevin Northrup, OF	67
1993	Billy McMillon, OF	64

1994	Shane Monahan, OF	*^97
1995	Shane Monahan, OF	*82
1996	Gary Burnham, OF	62
	Doug Livingston, 2B	62
1997	Gary Burnham, OF	83
1998	Patrick Boyd, OF	66
1999	Henri Stanley, OF	85
2000	Casey Stone, OF	65
2001	Jeff Baker, 3B	66
2002	Khalil Greene, SS	*^93
2003	Michael Johnson, 1B	54
	Russell Triplett, SS	54
2004	Brad McCann, 3B	64
2005	Taylor Harbin, 2B	64
2006	Brad Chalk, OF	67
2007	Marquez Smith, 3B	54
2008	Mike Freeman, 2B	46
	Ben Paulsen, 1B	46
2009	Mike Freeman, 2B	60
	Jeff Schaus, OF	60
2010	Kyle Parker, OF	85
2011	John Hinson, 3B	62
	Richie Shaffer, 1B	62
2012	Richie Shaffer, 3B	49
	Steve Wilkerson, 2B	49
2013	Shane Kennedy, 3B	47
2014	Tyler Krieger, SS	49
2015	Steven Dugger, OF	56

HITS

Year	Player, Pos.	H
1939	Ed Irick, 3B	24
1940	Francis Coakley, OF	25
1941	Dude Buchanan, 1B	33
1942	Homer Coker, OF	24
1943	Homer Coker, OF	24
1944	No Team	
1945	J.A. Timmerman, SS	11
	H.H. Tyler, 2B	11
1946	Dewey Quinn, 3B	31
1947	Dewey Quinn, OF	38
1948	Jimmy Jones, 1B	37
1949	Ken Culberson, SS	39
1950	Doug Anglely, OF	51
1951	Ray Mathews, OF	33
1952	Fred Knoebel, OF	30
1953	Wyman Morris, 3B	27
1954	Roy Coker, 2B	33
	Doug Kingsmore, OF	33
1955	Lonnie Shealy, 2B	25
1956	Don Shealy, OF/P	23
1957	Butch Coker, C	20
	Don Shealy, OF/P	20
1958	Bud Spiers, SS	42
1959	Ty Cline, OF/P	44
1960	Dave Lynn, C	32
1961	Pete Ayoub, 2B	29
	Elmo Lam, SS	29
1962	Johnny Jones, OF	36
1963	Johnny Jones, OF	33
1964	Ben Marsella, 2B	33
1965	Rusty Adkins, OF	*56
1966	Rusty Adkins, 2B	*44
1967	Rusty Adkins, 2B	*50
1968	Randy Bray, SS	*48
1969	Calvin Weeks, 2B/OF	*57
1970	Randy Bray, SS	41
1971	Craig White, OF	*49
1972	Kenny Bagwell, 2B	40
1973	Craig White, OF	*44
1974	Mike Pulaski, OF	*48
1975	Denny Walling, OF	*59
1976	Steve Tucker, OF	*69
1977	Neil Simons, OF	*74
1978	Tony Masone, OF	61
1979	Tony Masone, OF	74
1980	Billy Weems, OF	75
1981	Greg Guin, 1B	*79
1982	Mark Davidson, OF	*75
1983	Bob Paulling, 1B	*81
1984	Jim McCollom, DH	71
1985	Jim McCollom, 1B	*98
1986	Chuck Baldwin, 1B	*107
1987	Steve Baucom, 3B	93
1988	Jerry Brooks, 3B	*106
1989	Henry Threadgill, 2B	*93
1990	Brian Kowitz, OF	*102
1991	Jim Crowley, 2B	*98
1992	Kevin Northrup, OF	*95



YEARLY LEADERS

1993	Shane Monahan, 1B	*94
1994	Shane Monahan, OF	**137
1995	Shane Monahan, OF	*106
1996	Jason Embler, 1B	85
1997	Gary Burnham, OF	104
1998	Matt Padgett, OF	88
1999	Khalil Greene, 3B	98
2000	Khalil Greene, 3B	98
2001	Casey Stone, OF	103
2002	Khalil Greene, SS	*^134
2003	Brad McCann, 3B	87
2004	Brad McCann, 3B	96
2005	Taylor Harbin, 2B	94
2006	Tyler Colvin, OF	100
2007	Marquez Smith, 3B	84
2008	Wilson Boyd, OF	70
	Ben Paulsen, 1B	70
2009	Ben Paulsen, 1B	95
2010	Mike Freeman, 2B	99
2011	John Hinson, 3B	81
2012	Richie Shaffer, 3B	78
2013	Steven Duggar, OF	75
2014	Tyler Krieger, SS	74
2015	Reed Rohlman, OF	84

DOUBLES

Year	Player, Pos.	2B
1939	Ed Irick, 3B	6
1940	Francis Coakley, OF	4
1941	Dude Buchanan, 1B	5
1942	Bob Berry, SS	4
	Homer Coker, OF	4
1943	Homer Coker, OF	4
	Jay Good, 3B	4
1944	No Team	
1945	Bull Cagle, OF	3
1946	Dewey Quinn, OF	6
1947	Frank Gillespie, 1B	7
	Dewey Quinn, OF	7
1948	Jimmy Jones, 1B	7
1949	Luke Deanhardt, 1B	8
1950	Doug Angley, OF	9
1951	Gene Aughtry, 2B	8
1952	Jim Evans, SS	8
1953	Wyman Morris, 3B	9
1954	Roy Coker, 2B	5
1955	Roger Gaines, OF	6
1956	Bill Barnett, OF	5
1957	Don Shealy, OF/P	5
1958	Larry Bagwell, 3B	*8
	Fred DeBerry, 1B	*8
1959	Ty Cline, OF/P	*7
1960	Toby Bradshaw, 2B	7
1961	Elmo Lam, SS	6
1962	Gene Harbeson, C	7
1963	Pete Ayoub, 2B	8
1964	Buddy Nixon, 1B	7
1965	Rusty Adkins, OF	10
	Tony Jackson, 2B	10
1966	Jack McCall, SS	*12
1967	Ron Zupa, 1B	10
1968	Randy Bray, SS	*8
1969	Randy Bray, SS	9
	Craig White, OF	9
1970	Calvin Weeks, SS	7
1971	Craig White, OF	*11
1972	Kenny Bagwell, 2B	9
1973	Craig White, OF	*10
1974	Smiley Sanders, OF	11
1975	Steve Tucker, OF	*11
1976	Steve Tucker, OF	*16
1977	Bill Foley, C	*14
	Robert Bonnette, SS	*14
1978	Tony Masone, OF	*18
1979	Robert Bonnette, 3B	14
	Tim Teufel, 2B	14
1980	Tim Teufel, 2B	16
1981	Craig Roberson, 3B	*20
1982	Jimmy Key, P/OF	*21
1983	Jim McCollom, C	15
1984	Brooks Shumake, OF	14
1985	Jim McCollom, 1B	*19
1986	Chuck Baldwin, 1B	*23
1987	Steve Baucom, 3B	21
1988	Jerry Brooks, 3B	21
	Randy Mazey, OF	21
1989	Mike Milchin, 1B	19
1990	Brian Kowitz, OF	*22
1991	Billy McMillon, OF	26

1992	Kevin Northrup, OF	23
1993	Billy McMillon, OF	*21
1994	Shane Monahan, OF	23
1995	Gary Burnham, OF	*27
1996	Gary Burnham, OF	24
1997	Kurt Bultmann, SS	*31
1998	Jason Harris, 1B	20
1999	Kurt Bultmann, 2B	23
2000	Khalil Greene, 3B	24
2001	Khalil Greene, SS	18
2002	Khalil Greene, SS	**33
2003	Brad McCann, 3B	21
2004	Brad McCann, 3B	20
2005	Taylor Harbin, 2B	*28
2006	Tyler Colvin, OF	*22
2007	Taylor Harbin, SS	19
2008	Ben Paulsen, 1B	18
2009	Ben Paulsen, 1B	18
2010	Mike Freeman, 2B	24
2011	Phil Pohl, DH	22
2012	Richie Shaffer, 3B	21
2013	Steve Wilkerson, 2B	16
2014	Tyler Krieger, SS	18
	Steve Wilkerson, 2B	18
2015	Reed Rohlman, OF	17

TRIPLES

Year	Player, Pos.	3B
1939	Frank Horton, 2B	3
1940	Joe Blalock, OF	3
	Dude Buchanan, 1B	3
1941	Dude Buchanan, 1B	4
1942	Don Belk, OF	3
1943	Leo Fisher, 2B	2
	J.C. Herring, OF	2
1944	No Team	
1945	Bull Cagle, OF	1
	H.N. Lindsay, C/OF	1
	H.H. Tyler, 2B	1
1946	Dewey Quinn, 3B	5
1947	Homer Coker, OF	2
	Frank Gillespie, 1B	2
	Dewey Quinn, OF	2
1948	Luke Deanhardt, 1B	3
	Gene Moore, C	3
1949	Gene Aughtry, 2B	2
	Tom Castles, OF	2
	H.S. Joyce, P	2
	Gene Moore, C	2
1950	Doug Angley, OF	4
1951	Dick Hendley, C	3
	Fred Knoebel, OF	3
1952	Roy Coker, 2B	1
	Roger Gaines, OF	1
	Fred Knoebel, OF	1
	Joe Murray, 1B	1
	Billy O'Dell, P	1
1953	Roy Coker, 2B	2
	Wyman Morris, 3B	2
1954	Roy Coker, 2B	4
1955	Bill Barnett, OF	3
1956	Bill Barnett, OF	3
1957	Carol Brown, OF	1
	Butch Coker, C	1
	Doug Hoffman, OF	1
	Don Shealy, OF/P	1
	Larry Wilson, 1B	1
1958	Bud Spiers, SS	3
1959	Doug Hoffman, OF	*5
1960	Ty Cline, OF	*5
1961	Elmo Lam, SS	3
1962	Johnny Jones, OF	2
	Buddy Nixon, 1B	2
1963	Dave Ellisor, 3B	*4
1964	Buddy Nixon, 1B	*4
1965	Rusty Adkins, OF	4
	George Sutton, OF	4
1966	Rusty Adkins, 2B	*6
1967	Rusty Adkins, 2B	*^7
1968	Don Russell, 3B	*5
	Keith Waters, OF	*5
1969	Don Russell, 3B	*8
1970	Eddie Dixon, 1B	*5
	Don Russell, 3B	*5
	Johnny Severs, OF	*5
	Craig White, OF	*5
1971	Johnny Severs, OF	*6
	Dave Van Volkenburg, 1B/P	*6
1972	Dave Van Volkenburg, 1B/P	3

1973	Craig White, OF	*3
1974	Lin Hamilton, C	*4
1975	Dave Caldwell, OF	*4
1976	Dave Caldwell, OF	*8
1977	Neil Simons, OF	*6
1978	Tony Masone, OF	4
	Billy Weems, OF	4
1979	Dave Buffamoyer, C	4
1980	Neil Simons, OF	4
	Billy Weems, OF	4
1981	Scott Powers, SS	4
1982	Ricky Hester, OF	*5
1983	Dave Lemaster, OF	4
	Jim McCollom, C	4
1984	Scott Powers, SS	4
1985	Jim McCollom, 1B	4
	Steve Williams, C	4
1986	Steve Baucom, 3B	6
1987	Bill Spiers, SS	*11
1988	Bert Heffernan, C	6
1989	Henry Threadgill, 2B	*6
1990	Brian Kowitz, OF	*6
	Jeff Miller, INF	*6
1991	Kevin Northrup, OF	*9
1992	Shawn Satterfield, OF	*8
1993	Shane Monahan, 1B	7
1994	Shane Monahan, OF	9
1995	David Miller, 1B	*10
1996	Jerome Robinson, OF	6
1997	Nathan Broome, OF	2
	Gary Burnham, OF	2
	Brian Holstad, 2B	2
	Henri Stanley, OF	2
1998	Jason Harris, 1B	2
	Peter Nystrom, OF	2
	Doug Roper, SS	2
	Justin Singleton, 3B	2
1999	Kurt Bultmann, 2B	2
	Henri Stanley, OF	2
2000	Ryan Riley, 2B	*7
2001	Jeff Baker, 3B	2
	Chad Coder, OF	2
	Casey Stone, OF	2
2002	L.J. DeMaino, OF	5
2003	Herman Demmink, 2B	1

	Garrick Evans, OF	1
	Ryan Hub, OF	1
	Brad McCann, 3B	1
	Steve Pyzik, C	1
2004	Tony Sipp, OF	4
2005	Taylor Harbin, 2B	4
2006	Tyler Colvin, OF	5
2007	Addison Johnson, OF	5
2008	Doug Hogan, C	3
2009	Mike Freeman, 2B	5
2010	Brad Miller, SS	4
2011	Will Lamb, OF	4
2012	Thomas Brittle, OF	*8
2013	Shane Kennedy, 3B	4
2014	Steven Duggar, OF	3
	Tyler Slaton, OF	3
2015	Tyler Slaton, OF	5

HOME RUNS

Year	Player, Pos.	HR
1939	George Brodie, OF	4
1940	Dude Buchanan, 1B	3
1941	Joe Blalock, OF	3
	Dude Buchanan, 1B	3
	Pop Locklair, OF	3
	Ace Parker, C	3
1942	Don Belk, OF	3
1943	Hank Sullivan, C	4
1944	No Team	
1945	Bull Cagle, OF	2
1946	Charlie Mims, 3B/OF	2
1947	Lynwood McMakin, 2B	3
	Dewey Quinn, OF	3
	Hale Sherard, 3B	3
1948	Frank Gillespie, 3B	5
1949	Frank Gillespie, 3B	9
1950	Ken Culberson, SS	6
	Fred Knoebel, OF	6
	Ray Mathews, OF	6
1951	Ray Mathews, OF	5
1952	Fred Knoebel, OF	7
1953	Bill Barnett, OF	4
1954	Doug Kingsmore, OF	*10
1955	Bill Barnett, OF	2
	Charlie Blackston, SS	2

	Jim O'Quinn, OF	2
	Dick Swetenburg, 1B	2
1956	Bill Barnett, OF	4
1957	Bud Spiers, SS	3
1958	Bud Spiers, SS	4
1959	Doug Hoffman, OF	*4
1960	Dave Lynn, C	*8
1961	Dave Lynn, C	*6
1962	Nicky Lomax, OF	6
	Buddy Nixon, 1B	6
1963	Johnny Jones, OF	6
1964	Ben Marsella, 2B	6
	George Sutton, OF	6
1965	Jack McCall, SS	.8
1966	George Sutton, OF	*11
1967	Rusty Adkins, 2B	*6
1968	Randy Bray, SS	4
	Don Russell, 3B	4
	Ron Zupa, 1B	4
1969	Craig White, OF	*8
1970	Craig White, OF	7
1971	Craig White, OF	4
1972	Smiley Sanders, OF	6
1973	Craig White, OF	*8
1974	Smiley Sanders, OF	*8
1975	Denny Walling, OF	*13
1976	Dave Caldwell, OF	*9
	Bill Foley, C	*9
1977	Bill Foley, C	*14
1978	Bill Schroeder, C	10
1979	Tony Masone, OF	13
	Neil Simons, OF	13
	Tim Teufel, 2B	13
1980	Tim Teufel, 2B	*11
1981	Craig Roberson, 3B	12
1982	Jim McCollom, OF/1B	11
1983	Bob Paulling, 1B	10
1984	Jim McCollom, DH	11
1985	Jim McCollom, 1B	21
1986	Chuck Baldwin, 1B	16
	Ray Williams, OF	16
1987	Chuck Baldwin, 1B	9
	Steve Baucom, 3B	9
	Mike Milchin, 1B	9
1988	Mike Couture, 1B	17



TYLER SLATON'S FIVE TRIPLES LED THE 2015 TEAM.

YEARLY LEADERS

1989	Mike Couture, C	10
	Jim Crowley, 3B	10
1990	Eric Macrina, DH	18
1991	Eric Macrina, DH	*24
1992	Keith Williams, OF	13
1993	Keith Williams, OF	19
1994	Mike Hampton, 3B	11
	Shane Monahan, OF	11
1995	Matthew LeCroy, C	15
1996	Matthew LeCroy, C	14
1997	Matthew LeCroy, C	24
1998	Matt Padgett, OF	14
1999	Patrick Boyd, OF	17
2000	Jeff Baker, SS	11
2001	Jeff Baker, 3B	23
2002	Khalil Greene, SS	*27
2003	Michael Johnson, 1B	12
2004	Lou Santangelo, C	18
2005	Kris Harvey, DH	*25
2006	Andy D'Alessio, 1B	*23
2007	Andy D'Alessio, 1B	17
2008	Kyle Parker, OF/INF	14
2009	Ben Paulsen, 1B	13
	Jeff Schaus, OF	13
2010	Kyle Parker, OF	20
2011	Richie Shaffer, 1B	13
2012	Richie Shaffer, 3B	10
2013	Garrett Boulware, C	8
2014	Steve Wilkerson, 2B	6
2015	Chris Okey, C	12

RBIs

Year	Player, Pos.	RBI
1939	George Brodie, OF	9
1940	Francis Coakley, OF	12
1941	Dude Buchanan, 1B	24
1942	Don Belk, OF	18
1943	Frank Gillespie, 1B	16
	Hank Sullivan, C	16
1944	No Team	
1945	Bull Cagle, OF	5
1946	Dewey Quinn, 3B	15
1947	Dewey Quinn, OF	24
	Jack McCall, SS	25
1948	Jimmy Jones, 1B	19
1949	Frank Gillespie, 3B	33
1950	Ken Culberson, SS	36
1951	Dick Hendley, C	25
1952	Fred Knoebel, OF	29
1953	Wyman Morris, 3B	19
1954	Doug Kingsmore, OF	27
1955	Jim O'Quinn, C	13
1956	Bill Barnett, OF	19
1957	Don Shealy, OF/P	13
1958	Bud Spiers, SS	*34
1959	Larry Bagwell, 3B	*27
1960	Dave Lynn, C	*31
1961	Dave Lynn, C	21
1962	Buddy Nixon, 1B	30
1963	Johnny Jones, OF	22
1964	Ben Marsella, 2B	29
1965	Rusty Adkins, OF	25
1966	George Sutton, OF	*39
1967	Rusty Adkins, 2B	*24
1968	Randy Bray, SS	23
1969	Craig White, OF	*40
1970	Craig White, OF	28
1971	Craig White, OF	28
1972	Smiley Sanders, OF	21
1973	Craig White, OF	*31
1974	Smiley Sanders, OF	*30
1975	Denny Walling, OF	*46
1976	Dave Caldwell, OF	*49
1977	Robert Bonnette, SS	*51
	Bill Foley, C	*51
1978	Tony Masone, OF	*49
1979	Tony Masone, OF	*61
1980	Tim Teufel, 2B	*66
1981	Craig Roberson, 3B	57
1982	Mark Davidson, OF	50
1983	Bob Paulling, 1B	55
1984	Jim McCollom, DH	54
1985	Jim McCollom, 1B	76
1986	Chuck Baldwin, 1B	73
1987	Steve Baucom, 3B	69
1988	Jerry Brooks, 3B	80
1989	Jim Crowley, 3B	60
1990	Joe DeBerry, 1B	70
1991	Eric Macrina, DH	84

1992	Keith Williams, OF	68
1993	Keith Williams, OF	79
1994	Mike Hampton, 3B	70
1995	David Miller, 1B	78
1996	Jason Embler, 1B	57
	Matthew LeCroy, C	57
1997	Gary Burnham, OF	82
1998	Patrick Boyd, OF	59
	Jason Harris, 1B	59
1999	Kurt Bultmann, 2B	72
2000	Jeff Baker, SS	64
	Khalil Greene, 3B	64
2001	Jeff Baker, 3B	75
2002	Khalil Greene, SS	91
2003	Brad McCann, 3B	67
2004	Brad McCann, 3B	65
2005	Kris Harvey, DH	70
2006	Andy D'Alessio, 1B	*85
2007	Taylor Harbin, SS	62
2008	Doug Hogan, C	51
2009	Ben Paulsen, 1B	61
2010	Jeff Schaus, OF	*87
2011	Richie Shaffer, 1B	55
2012	Phil Pohl, DH	58
2013	Garrett Boulware, C	45
2014	Steve Wilkerson, 2B	42
2015	Reed Rohlfman, OF	58

TOTAL BASES

Year	Player, Pos.	TB
1939	Ed Irick, 3B	37
1940	Dude Buchanan, 1B	38
1941	Dude Buchanan, 1B	55
1942	Don Belk, OF	38
1943	Homer Coker, OF	39
	Hank Sullivan, C	39
1944	No Team	
1945	Bull Cagle, OF	21
1946	Dewey Quinn, 3B	50
1947	Dewey Quinn, OF	58
1948	Gene Moore, C	48
1949	Frank Gillespie, 3B	66
1950	Doug Angley, OF	77
1951	Ray Mathews, OF	52
1952	Fred Knoebel, OF	59
1953	Wyman Morris, 3B	46
1954	Doug Kingsmore, OF	66
1955	Bill Barnett, OF	36
1956	Bill Barnett, OF	44
1957	Don Shealy, OF/P	27
	Bud Spiers, SS	27
1958	Bud Spiers, SS	65
1959	Ty Cline, OF/P	60
1960	Dave Lynn, C	63
1961	Dave Lynn, C	46
1962	Johnny Jones, OF	60
1963	Johnny Jones, OF	57
1964	Ben Marsella, 2B	62
1965	Rusty Adkins, OF	83
1966	Rusty Adkins, 2B	67
	George Sutton, OF	67
1967	Rusty Adkins, 2B	89
1968	Randy Bray, SS	68
1969	Don Russell, 3B	90
	Craig White, OF	90
1970	Craig White, OF	77
1971	Craig White, OF	74
1972	Richard Haynes, 2B	55
1973	Craig White, OF	84
1974	Smiley Sanders, OF	78
1975	Denny Walling, OF	113
1976	Dave Caldwell, OF	119
1977	Bill Foley, C	124
1978	Tony Masone, OF	111
1979	Tony Masone, OF	129
1980	Billy Weems, OF	117
1981	Craig Roberson, 3B	126
1982	Mark Davidson, OF	119
1983	Bob Paulling, 1B	121
1984	Jim McCollom, DH	121
1985	Jim McCollom, 1B	*188
1986	Chuck Baldwin, 1B	180
1987	Steve Baucom, 3B	143
1988	Jerry Brooks, 3B	179
1989	Henry Threadgill, 2B	135
1990	Brian Kowitz, OF	145
1991	Eric Macrina, DH	*179
1992	Kevin Northrup, OF	149
1993	Keith Williams, OF	176

1994	Shane Monahan, OF	211
1995	Shane Monahan, OF	*174
1996	Matthew LeCroy, C	137
1997	Gary Burnham, OF	176
1998	Matt Padgett, OF	146
1999	Patrick Boyd, OF	171
2000	Khalil Greene, 3B	143
2001	Jeff Baker, 3B	172
2002	Khalil Greene, SS	*250
2003	Brad McCann, 3B	137
2004	Brad McCann, 3B	164
2005	Kris Harvey, DH	171
2006	Tyler Colvin, OF	171
2007	Doug Hogan, C	142
2008	Ben Paulsen, 1B	129
2009	Ben Paulsen, 1B	160
2010	Kyle Parker, OF	162
2011	Richie Shaffer, 1B	128
2012	Richie Shaffer, 3B	133
2013	Garrett Boulware, C	108
2014	Steve Wilkerson, 2B	103
2015	Chris Okey, C	128

SLUGGING PERCENTAGE


Year	Player, Pos.	Slg %
1939	George Brodie, OF	.615
1940	Dude Buchanan, 1B	.691
1941	Dude Buchanan, 1B	.809
1942	Don Belk, OF	.594
1943	Homer Coker, OF	.750
1944	No Team	
1945	Bull Cagle, OF	.429
1946	Dewey Quinn, 3B	.588
1947	Dewey Quinn, OF	.512
1948	Frank Gillespie, 3B	.648
1949	Frank Gillespie, 3B	.641
1950	Doug Angley, OF	.597
1951	Ray Mathews, OF	.591
1952	Fred Knoebel, OF	.720
1953	Wyman Morris, 3B	.703
1954	Doug Kingsmore, OF	.742
1955	Bill Barnett, OF	.581
1956	Bill Barnett, OF	.579
1957	Don Shealy, OF/P	.422
1958	Bud Spiers, SS	.500
1959	Doug Hoffman, OF	.552
1960	Dave Lynn, C	.708

1961	Dave Lynn, C	.639
1962	Joey Taylor, OF	.766
1963	Johnny Jones, OF	.570
1964	George Sutton, OF	.576
1965	Jack McCall, SS	.670
1966	George Sutton, OF	.632
1967	Rusty Adkins, 2B	.597
1968	Randy Bray, SS	.466
1969	Craig White, OF	.577
1970	Craig White, OF	.538
1971	Craig White, OF	.574
1972	Richard Haynes, 2B	.505
1973	Craig White, OF	.641
1974	Steve Tucker, OF	.541
1975	Denny Walling, OF	.807
1976	Dave Caldwell, OF	.607
1977	Bill Foley, C	.611
1978	Tony Masone, OF	.597
1979	Tim Teufel, 2B	.650
1980	Tim Teufel, 2B	.690
1981	Craig Roberson, 3B	.581
1982	Dave Lemaster, C/OF	.582
1983	Jim McCollom, C	.611
1984	Jim McCollom, DH	.596
1985	Jim McCollom, 1B	.749
1986	Chuck Baldwin, 1B	.623
1987	Chuck Baldwin, 1B	.565
1988	Mike Couture, OF	.647
1989	Jim Crowley, 3B	.509
1990	Eric Macrina, DH	.693
1991	Billy McMillon, OF	.708
1992	Billy McMillon, 1B	.602
1993	Keith Williams, OF	.690
1994	Shane Monahan, OF	.639
1995	Shane Monahan, OF	.637
1996	Jason Embler, 1B	.563
1997	Matthew LeCroy, C	.722
1998	Matt Padgett, OF	.624
1999	Patrick Boyd, OF	.695
2000	Khalil Greene, 3B	.532
2001	Jeff Baker, 3B	.738
2002	Khalil Greene, SS	*.877
2003	Michael Johnson, 1B	.576
2004	Brad McCann, 3B	.648
2005	Kris Harvey, DH	.687
2006	Andy D'Alessio, 1B	.648
2007	Andy D'Alessio, 1B	.634

2008	Ben Paulsen, 1B	.571
2009	Ben Paulsen, 1B	.618
2010	Kyle Parker, OF	.656
2011	Richie Shaffer, 1B	.577
2012	Richie Shaffer, 3B	.573
2013	Garrett Boulware, C	.476
2014	Steve Wilkerson, 2B	.502
2015	Chris Okey, C	.545

WALKS

Year	Player, Pos.	BB
1942	Winston Holliday, P	12
1943	Unavailable	
1944	No Team	
1945	H.H. Tyler, 2B	14
1946	June Pruitt, 1B	27
1947	Lynwood McMakin, 2B	30
1948	Leo Fisher, 2B	14
1949	Unavailable	
1950	Unavailable	
1951	Roby Crouch, 1B	20
1952	Joe Murray, 1B	17
1953	Doug Kingsmore, OF	10
1954	Dick Swetenburg, 1B	22
1955	Jim O'Quinn, C	9
1956	Unavailable	
1957	Doug Hoffman, OF	17
1958	Bailey Hendley, OF/P	24
1959	Doug Hoffman, OF	33
1960	Bailey Hendley, OF/P	18
1961	Dave Lynn, C	22
1962	Johnny Jones, OF	21
1963	Johnny Jones, OF	19
1964	Jack McCall, SS	20
1965	George Sutton, OF	22
1966	Jack McCall, SS	27
1967	Rusty Adkins, 2B	27
1968	Don Russell, 3B	30
1969	Don Russell, 3B	42
1970	Don Russell, 3B	35
1971	Johnny Severs, OF	44
1972	Dave Van Volkenburg, 1B/P	27
1973	Smiley Sanders, OF	23
1974	Lin Hamilton, C	32
1975	Kurt Seibert, SS	39
1976	Kurt Seibert, SS	50
1977	Steve Nilsson, 1B	45



TONY MASONE LED CLEMSON
AND THE ACC IN RBIs IN
1978 (49) AND 1979 (61).




YEARLY LEADERS

1978	Steve Nilsson, 1B	47
1979	Neil Simons, OF	49
1980	Neil Simons, OF	51
1981	Glenn Gallagher, OF	34
1982	Craig Roberson, 3B	48
1983	Frank Russ, 2B	36
1984	Brooks Shumake, OF	42
1985	Bert Heffernan, C	45
1986	Bert Heffernan, C	55
1987	Bert Heffernan, C	45
1988	Bert Heffernan, C	*62
1989	Mike Couture, C	55
1990	Brian Kowitz, OF	44
1991	Todd Stefan, SS	45
1992	Kevin Northrup, OF	51
1993	Billy McMillon, OF	47
1994	Mike Hampton, 3B	47
1995	Gary Burnham, OF	46
1996	Gary Burnham, OF	61
1997	Matthew LeCroy, C	53
1998	Patrick Boyd, OF	44
1999	Jason Harris, 1B	64
	Henri Stanley, OF	64
2000	Patrick Boyd, OF	44
2001	Michael Johnson, 1B	43
2002	Michael Johnson, 1B	50
2003	Michael Johnson, 1B	*63
2004	Brad McCann, 3B	36
2005	Brad Chalk, OF	34
2006	Brad Chalk, OF	41
2007	Andy D'Alessio, 1B	33
2008	Jeff Schaus, OF	33
2009	Brad Miller, SS	53
2010	Kyle Parker, OF	56
2011	Richie Shaffer, 1B	44
2012	Richie Shaffer, 3B	63
2013	Shane Kennedy, 3B	37
2014	Tyler Slaton, OF	42
2015	Steven Duggar, OF	54

STOLEN BASES

Year	Player, Pos.	SB
1939	Teddy Boselli, SS	4
1940	Ace Parker, C	4
1941	Joe Blalock, OF	7
1942	Joe Blalock, OF	10
1943	Homer Coker, C	8
	Hank Sullivan, C	8
1944	No Team	
1945	H.M. Tyler, 2B	6
1946	J.J. Loooper, OF	4
	Sanford Quinn, OF	4
1947	Lynwood McMakin, 2B	6
	Dan Stroud, OF	6
1948	J.R. Brown, OF	10
	Ray Mathews, OF	10
1949	Frank Gillespie, 3B	5
1950	Fred Knoebel, OF	26
1951	Roby Crouch, 1B	14
1952	Billy O'Dell, P	3
1953	Bill Barnett, OF	6
1954	Wyman Morris, 3B	10
1955	Bill Barnett, OF	2
	Charlie Blackston, SS	2
	Jim Coleman, OF	2
1956	Bill Barnett, OF	4
1957	Doug Hoffman, OF	2
	Don Shealy, OF/P	2
1958	Larry Bagwell, 3B	4
	Doug Hoffman, OF	4
1959	Doug Hoffman, OF	11
1960	Ty Cline, OF	12
1961	Harry Pavilack, 3B	3
1962	Dave Ellis, 3B	9
1963	Dave Ellis, 3B	9
1964	Jack McCall, SS	3
1965	Rusty Adkins, OF	12
1966	Rusty Adkins, 2B	9
1967	Rusty Adkins, 2B	*17
1968	Keith Waters, OF	12
1969	Johnny Severs, OF	10
1970	Don Russell, 3B	9
	Johnny Severs, OF	9
1971	Johnny Severs, OF	17
1972	Charlie Ing, OF	7
1973	John Adeimy, SS	3
	Richard Haynes, 2B	3
	Craig White, OF	3
1974	Lin Hamilton, C	4



SCOTT PARRISH
HAD A TEAM-BEST
2.20 ERA IN 1984.

PITCHING

ERA		
Year	Player (Throws)	ERA
1975	Billy Wingo, 2B	*22
1976	Kurt Seibert, SS	*13
1977	Steve Nilsson, 1B	*15
1978	Billy Weems, OF	*26
1979	Dave Buffamoyer, C	21
1980	Billy Weems, OF	*30
1981	Mike Mahoney, OF	12
1982	Brooks Shumake, OF/3B	21
1983	Brooks Shumake, SS	30
1984	Brooks Shumake, OF	20
1985	Ray Williams, OF	16
1986	Bill Spiers, SS	35
1987	Ray Williams, OF	24
1988	Randy Mazey, OF	34
1989	Henry Threadgill, 2B	*47
1990	Brian Kowitz, OF	*34
1991	Kevin Northrup, OF	21
1992	Kevin Northrup, OF	*47
1993	Shane Monahan, 1B	17
1994	Mike Hampton, 3B	*39
1995	David Miller, 1B	27
1996	Doug Livingston, 2B	24
1997	Brian Holstad, 2B	11
1998	Brian Holstad, 3B	15
	Doug Roper, SS	15
1999	Henri Stanley, OF	27
2000	Casey Stone, OF	25
2001	Casey Stone, OF	25
2002	Jeff Baker, 3B	17
	Khalil Greene, SS	17
2003	Garrick Evans, OF	8
2004	Tony Sipp, OF	20
2005	Tyler Colvin, OF	12
2006	Tyler Colvin, OF	23
2007	Taylor Harbin, SS	14
2008	Stan Widmann, SS	14
2009	Brad Miller, SS	16
2010	John Hinson, 3B	25
2011	John Hinson, 3B	23
2012	Thomas Brittle, OF	15
2013	Shane Kennedy, 3B	22
2014	Steven Duggar, OF	25
2015	Tyler Krieger, DH	14

ERA

Year	Player (Throws)	ERA
1953	Billy O'Dell (L)	1.36
1954	Billy O'Dell (L)	0.79
1955	Unavailable	
1956	Johnny Drake (R)	2.56
1957	Harold Stowe (L)	3.58
1958	Harold Stowe (L)	2.34
1959	Harold Stowe (L)	1.57
1960	Jimmy Roller (R)	2.76
1961	Gene Harbeson (R)	3.31
1962	Tommy Lyon (L)	3.62
1963	Greg Casey (R)	2.66
1964	Bob Lowell (R)	2.41
1965	Tommy Chapman (L)	1.80
1966	Charlie Watson (R)	3.43
1967	Bill Parmer (R)	1.14
1968	John Curtis (L)	1.80
1969	Jay Bevis (R)	*1.59
1970	Jay Bevis (R)	1.12
1971	Rusty Gerhardt (L)	2.17
1972	Rusty Gerhardt (L)	2.22
1973	Steve Cline (R)	2.12
1974	Steve Cline (R)	1.84
1975	Randy Quintrell (L)	1.50
1976	Ron Musselman (R)	2.11
1977	Brian Snyder (L)	*1.19
1978	Tommy Qualters (L)	*0.79
1979	Mike Sullivan (R)	*1.98
1980	Bill Duke (R)	*2.24
1981	Jeff Gilbert (R)	3.25
1982	Jimmy Key (L)	2.79
1983	Jeff Gilbert (R)	2.25
1984	Scott Parrish (R)	2.20
1985	George Stone (R)	3.89
1986	Oliver Whitaker (L)	3.12
1987	Alan Botkin (L)	2.54
1988	Jerome Santivasci (R)	1.98
1989	Jerome Santivasci (R)	1.36
1990	Tim Parker (R)	2.97
1991	Jason Angel (R)	*2.33
1992	Mike Holtz (L)	1.26
1993	Scott Winchester (R)	2.61
1994	Mike Holtz (L)	1.66

1995	Scott Winchester (R)	0.59
1996	Kris Benson (R)	*2.02
1997	Ryan Mottl (R)	4.73
1998	Scott Clackum (R)	1.11
1999	Chris Heck (L)	2.23
2000	Nick Glaser (R)	2.45
2001	Steve Reba (R)	2.58
2002	Matt Henrie (R)	3.12
2003	Jason Berken (R)	3.19
2004	Jason Berken (R)	2.53
2005	Stephen Faris (R)	2.60
2006	Stephen Faris (R)	2.36
2007	Stephen Clyne (R)	2.58
2008	Matt Vaughn (R)	3.15
2009	Tomas Cruz (R)	3.33
2010	Alex Frederick (R)	3.75
2011	David Haselden (R)	2.23
2012	Scott Firth (R)	2.09
2013	Matthew Crownover (L)	2.19
2014	Daniel Gossett (R)	1.93
2015	Matthew Crownover (L)	1.82

WINS

Year	Player (Throws)	W
1952	Billy O'Dell (L)	5
1953	Billy O'Dell (L)	6
1954	Billy O'Dell (L)	*8
1955	Leonard Humphries (R)	3
1956	Johnny Drake (R)	4
1957	Harold Stowe (L)	3
1958	Harold Stowe (L)	*^14
1959	Harold Stowe (L)	7
1960	Jimmy Roller (R)	5
1961	Damon Vincent (R)	5
1962	Tommy Lyon (L)	*7
1963	Greg Casey (R)	4
1964	Tommy Chapman (L)	6
1965	Bill Parmer (R)	5
	Charlie Watson (R)	5
1966	Charlie Watson (R)	6
1967	Bill Parmer (R)	*9
1968	Nelson Gibson (R)	7
1969	Dave Van Volkenburg (L)	9
1970	Rusty Gerhardt (L)	*9
1971	Rusty Gerhardt (L)	*11
1972	Rusty Gerhardt (L)	7

1973	Steve Cline (R)	*7
1974	Steve Cline (R)	*9
1975	Chuck Porter (R)	*8
1976	Chuck Porter (R)	*12
1977	Ron Musselman (R)	*12
1978	Mike Brown (R)	9
1979	Mike Sullivan (R)	*10
1980	Mike Brown (R)	9
1981	Jeff Gilbert (R)	8
	Scott Parrish (R)	8
1982	Jeff Gilbert (R)	*9
	Jimmy Key (L)	*9
1983	Scott Parrish (R)	6
	Tim Rice (L)	6
1984	Scott Parrish (R)	7
	John Pawlowski (R)	7
	George Stone (R)	7
1985	John Pawlowski (R)	9
	George Stone (R)	9
1986	Bill Steele (R)	9
1987	Brian Barnes (L)	*12
1988	Brian Barnes (L)	*13
1989	Brian Barnes (L)	*16
1990	Dave Tripp (R)	8
1991	Jason Angel (R)	*14
1992	Scott Miller (R)	11
1993	Chad Phillips (L)	12
1994	Andy Taulbee (R)	12
1995	Jason Dawsey (L)	11
1996	Kris Benson (R)	14
1997	Ryan Mottl (R)	10
1998	Ryan Mottl (R)	9
1999	Matt Additon (R)	6
	Thomas Boozer (L)	6
	Chris Heck (L)	6
	Mike Paradis (R)	6
2000	Ryan Mottl (R)	10
2001	Steve Reba (R)	12
2002	Matt Henrie (R)	13
	Steve Reba (R)	13
2003	Tyler Lumsden (L)	8
2004	Kris Harvey (R)	6
2005	Josh Cribb (R)	8
	Robert Rohrbaugh (L)	8
2006	Jason Berken (R)	9
	Josh Cribb (R)	9
	Stephen Faris (R)	9
2007	Alan Farina (R)	6
	Ryan Hinson (L)	6
	David Kopp (R)	6
2008	D.J. Mitchell (R)	6
	Graham Stoneburner (R)	6
2009	Casey Harman (L)	7
	Graham Stoneburner (R)	7
2010	Scott Weismann (R)	9
2011	Justin Sarraatt (R)	7
2012	Dominic Leone (R)	7
	Kevin Pohle (R)	7
2013	Daniel Gossett (R)	10
2014	Matthew Crownover (L)	8
2015	Matthew Crownover (L)	*10

APPEARANCES

Year	Player (Throws)	App.
1952	Billy O'Dell (L)	10
1953	Billy O'Dell (L)	11
1954	Billy O'Dell (L)	14
1955	Leonard Humphries (R)	7
1956	Leonard Humphries (R)	9
1957	Harold Stowe (L)	9
1958	Harold Stowe (L)	*^21
1959	Harold Stowe (L)	19
1960	Jimmy Roller (R)	14
1961	Gene Harbeson (R)	12
1962	Tommy Lyon (L)	13
1963	Tommy Lyon (L)	14
1964	Tommy Chapman (L)	12
1965	Charlie Watson (R)	14
1966	Charlie Watson (R)	15
1967	Pete Myers (R)	16
1968	Tom Hudgins (R)	13
1969	Jay Bevis (R)	16
1970	Jay Bevis (R)	20
1971	Jay Bevis (R)	16
	Rusty Gerhardt (L)	16
1972	Jay Bevis (R)	17
1973	Jimmy Baker (R)	18
1974	Larry Meekins (R)	18
1975	Larry Meekins (R)	14

YEARLY LEADERS

MATTHEW CROWNOVER
LED OR TIED FOR THE
TEAM LEAD IN STARTS IN
2014 (16) AND 2015 (16).



Chuck Porter (R)	14
1976 Chuck Porter (R)	15
Randy Quintrell (L)	15
1977 Ron Musselman (R)	17
1978 Dave Woessner (R)	20
1979 Mike Sullivan (R)	17
1980 Billy Trapp (R)	28
1981 Jimmy Key (L)	18
1982 Lee Wiles (R)	22
1983 Lynn Martin (R)	24
1984 John Pawlowski (R)	22
1985 John Burnett (L)	*22
1986 Mike Huggins (R)	22
1987 Phillip Lowery (R)	23
1988 Brian Barnes (L)	22
Mike Milchin (L)	22
Jerome Santivasci (R)	22
1989 Jerome Santivasci (R)	27
1990 Ron Frazier (R)	24
1991 Eric Bradford (R)	25
1992 Aaron Jersild (L)	32
1993 Andy Taulbee (R)	30
1994 Scott Winchester (R)	28
1995 Scott Winchester (R)	33
1996 David Shepard (R)	27
1997 Matt Additon (R)	24
Scott Clackum (R)	24
1998 Scott Clackum (R)	23
1999 Matt Additon (R)	26
2000 Nick Glaser (R)	33
2001 Josh Cram (R)	28
2002 Tyler Lumsden (L)	27
2003 Robert Rohrbaugh (L)	26
2004 Patrick Hogan (R)	24
2005 Jeff Hahn (R)	25
2006 Daniel Moskos (L)	33
2007 Stephen Clyne (R)	31
2008 Matt Vaughn (R)	30
2009 Ryan Hinson (L)	28
2010 Alex Frederick (R)	33
2011 Alex Frederick (R)	27
2012 Scott Firth (R)	24
Jonathan Meyer (R)	24
2013 Matt Campbell (R)	24
Kyle Schnell (R)	24
2014 Drew Moyer (R)	28

2015	Pat Krall (L)	27
STARTS		
Year	Player (Throws)	Starts
1952	Billy O'Dell (L)	7
1953	Billy O'Dell (L)	8
1954	Billy O'Dell (L)	11
1955	Leonard Humphries (R)	6
1956	Leonard Humphries (R)	7
1957	Harold Stowe (L)	7
1958	Harold Stowe (L)	15
1959	Harold Stowe (L)	9
1960	Dave Sprouse (R)	7
1961	Damon Vincent (R)	10
1962	Tommy Lyon (L)	9
	Dave Olson (R)	9
1963	Damon Vincent (R)	6
1964	Tommy Chapman (L)	11
1965	Tommy Chapman (L)	11
1966	Bill Parmer (R)	9
1967	Bill Parmer (R)	10
1968	Tom Hudgins (R)	10
1969	Rusty Gerhardt (L)	15
1970	Rusty Gerhardt (L)	14
1971	Rusty Gerhardt (L)	14
1972	Rusty Gerhardt (L)	12
1973	Steve Cline (R)	9
1974	Steve Cline (R)	13
1975	Chuck Porter (R)	13
1976	Ron Musselman (R)	14
	Chuck Porter (R)	14
1977	Ron Musselman (R)	15
1978	Mike Sullivan (R)	13
1979	Brian Snyder (L)	14
1980	Mike Brown (R)	15
	Jimmy Key (L)	15
1981	Jimmy Key (L)	15
1982	Jimmy Key (L)	16
1983	Scott Parrish (R)	12
1984	George Stone (R)	11
1985	John Pawlowski (R)	17
	George Stone (R)	17
1986	Bill Steele (R)	16
1987	Brian Barnes (L)	17
1988	Brian Barnes (L)	*19
1989	Brian Barnes (L)	19

1990 Tim Parker (R)	17
1991 Jason Angel (R)	16
1992 Jason Angel (R)	17
1993 Chad Phillips (L)	15
1994 Jeff Sauve (R)	15
1994 Andy Taulbee (R)	18
1995 Jason Dawsey (L)	19
1996 Kris Benson (R)	19
1997 Ryan Mottl (R)	16
1998 Ryan Mottl (R)	16
1999 Ryan Mottl (R)	17
2000 Ryan Mottl (R)	19
2001 Steve Reba (R)	17
2002 Steve Reba (R)	19
2003 Tyler Lumsden (L)	16
2004 Kris Harvey (R)	14
Tyler Lumsden (L)	14
2005 Robert Rohrbaugh (L)	16
2006 Jason Berken (R)	18
Stephen Faris (R)	18
2007 David Kopp (R)	*18
2008 D.J. Mitchell (R)	14
Graham Stoneburner (R)	14
2009 Chris Dwyer (L)	*17
2010 Casey Harman (L)	*19
2011 Justin Sarratt (R)	13
2012 Dominic Leone (R)	16
2013 Daniel Gossett (R)	16
2014 Matthew Crounover (L)	16
2015 Matthew Crounover (L)	16
Zach Erwin (L)	16

RELIEF APPEARANCES

Year	Player (Throws)	RA
1952 Gerald Dempsey (R)		3
Charlie Hall (R)		3
Robby Saylor (L)		3
1953 Bubba Free (R)		4
1954 Mickey Cone (L)		3
Billy O'Dell (L)		3
1955 Bill Toth (R)		5
1956 Bill Toth (R)		7
1957 Frank Elrod (L)		4
1958 Ed Lakey (R)		8
1959 Harold Stowe (L)		10
1960 Jimmy Roller (R)		9

1961 Jimmy Roller (R)	8
1962 Bill Burnette (R)	9
1963 Tommy Lyon (L)	10
1964 Bob Lowell (R)	9
1965 Charlie Watson (R)	11
1966 Bill James (R)	9
1967 Pete Myers (R)	11
1968 Alan Demarest (R)	9
1969 Jay Bevis (R)	15
1970 Jay Bevis (R)	20
1971 Jay Bevis (R)	16
1972 Jay Bevis (R)	16
1973 Jimmy Baker (R)	17
1974 Larry Meekins (R)	18
1975 Tommy Qualters (R)	13
1976 Houston Matthews (R)	9
1977 Dave Woessner (R)	14
1978 Dave Woessner (R)	19
1979 Billy Trapp (R)	12
Dave Woessner (R)	12
1980 Billy Trapp (R)	28
1981 Glenn Martin (R)	15
1982 Lee Wiles (R)	22
1983 Lynn Martin (R)	24
1984 John Pawlowski (R)	18
1985 John Burnett (L)	*22
1986 Mike Huggins (R)	22
1987 Phillip Lowery (R)	21
1988 Mike Milchin (L)	22
Jerome Santivasci (R)	22
1989 Jerome Santivasci (R)	27
1990 Eric Bradford (R)	17
1991 Eric Bradford (R)	25
1992 Aaron Jersild (L)	32
1993 Scott Winchester (R)	26
1994 Scott Winchester (R)	28
1995 Scott Winchester (R)	33
1996 David Shepard (R)	27
1997 Matt Additon (R)	24
Scott Clackum (R)	24
1998 Scott Clackum (R)	23
1999 Matt Additon (R)	21
2000 Nick Glaser (R)	33
2001 Josh Cram (R)	28
2002 Thomas Boozer (L)	26
2003 Robert Rohrbaugh (L)	25
2004 Patrick Hogan (R)	24
2005 Jeff Hahn (R)	23
2006 Daniel Moskos (L)	33
2007 Stephen Clyne (R)	31
2008 Matt Vaughn (R)	29
2009 Ryan Hinson (L)	26
2010 Casey Harman (L)	32
2011 Alex Frederick (R)	25
2012 Scott Firth (R)	24
2013 Matt Campbell (R)	24
Kyle Schnell (R)	24
2014 Drew Moyer (R)	28
2015 Pat Krall (L)	27

COMPLETE GAMES

Year	Player (Throws)	CG
1952 Billy O'Dell (L)		4
1953 Billy O'Dell (L)		6
1954 Billy O'Dell (L)		9
1955 George Compton (R)		3
1956 Johnny Drake (R)		3
1957 Harold Stowe (L)		4
1958 Harold Stowe (L)		8
1959 Harold Stowe (L)		4
1960 Bailey Hendley (R)		2
Jimmy Roller (R)		2
1961 Gene Harbeson (R)		4
Damon Vincent (R)		4
1962 Tommy Lyon (L)		5
1963 Greg Casey (R)		2
Tommy Chapman (L)		2
1964 Tommy Chapman (L)		6
1965 Tommy Chapman (L)		5
1966 Charlie Watson (R)		3
1967 Laval Johnson (L)		2
Pete Myers (R)		2
Bill Parmer (R)		2
Charlie Watson (R)		2
1968 Bill James (R)		4
1969 Dave Van Volkenburg (L)		7
1970 Rusty Gerhardt (L)		*8
1971 Rusty Gerhardt (L)		*6
1972 Rusty Gerhardt (L)		6

1973 Steve Cline (R)	3
Lindsay Graham (R)	3
1974 Steve Cline (R)	*7
1975 Randy Quintrell (L)	5
1976 Chuck Porter (R)	*11
1977 Ron Musselman (R)	*8
1978 Mike Brown (R)	6
1979 Mike Sullivan (R)	5
1980 Mike Brown (R)	5
1981 Jeff Gilbert (R)	7
1982 Jimmy Key (L)	*7
1983 Jeff Gilbert (R)	2
1984 Scott Parrish (R)	5
1985 George Stone (R)	8
1986 Bill Steele (R)	2
1987 Brian Barnes (L)	5
Alan Botkin (L)	5
1988 Brian Barnes (L)	6
1989 Brian Barnes (L)	*9
1990 Tim Parker (R)	5
1991 Jason Angel (R)	3
1992 Scott Miller (R)	2
1993 Jason Dawsey (L)	2
1994 Kris Benson (R)	1
Jason Dawsey (L)	1
Billy Koch (R)	1
1995 Jason Dawsey (L)	4
1996 Kris Benson (R)	7
1997 Ryan Mottl (R)	2
Matt White (L)	2
1998 Ryan Mottl (R)	1
Matt White (L)	1
1999 Ryan Mottl (R)	1
2000 Ryan Mottl (R)	2
2001 Steve Reba (R)	2
2002 Steve Reba (R)	1
2003 Tyler Lumsden (L)	1
2004 Robert Rohrbaugh (L)	1
2005 Josh Cribb (R)	*3
Stephen Faris (R)	*3
2006 Josh Cribb (R)	1
Stephen Faris (R)	1
2007 David Kopp (R)	1
2008 D.J. Mitchell (R)	1
Graham Stoneburner (R)	1
2009 Chris Dwyer (L)	1
2010 Casey Harman (L)	1
2011 Jonathan Meyer (R)	1
2012 No Complete Games	
2013 Daniel Gossett (R)	1
2014 Daniel Gossett (R)	2
2015 Brody Koerner (R)	1

SHUTOUTS

Year	Player (Throws)	SHO
1947 Joe Hazle (R)		1
1948 Nig Griffith (R)		1
1949 Bob Gaddis (R)		1
1950 Bill Ford (R)		1
Bob Hughes (L)		1
1951 No Individual Shutouts		
1952 No Individual Shutouts		
1953 Billy O'Dell (L)		2
1954 Billy O'Dell (L)		3
1955 No Individual Shutouts		
1956 No Individual Shutouts		
1957 Don Shealy (R)		1
1958 No Individual Shutouts		
1959 Bailey Hendley (R)		1
Harold Stowe (L)		1
1960 Jimmy Roller (R)		1
1961 No Individual Shutouts		
1962 Damon Vincent (R)		1
1963 No Individual Shutouts		
1964 Greg Casey (R)		1
1965 Tommy Chapman (L)		2
1966 Charles Watson (R)		1
1967 Laval Johnson (L)		1
Pete Myers (R)		1
Bill Parmer (R)		1
1968 John Curtis (L)		1
Alan Demarest (R)		1
Nelson Gibson (R)		1
Tom Hudgins (R)		1
Bill James (R)		1
1969 Rusty Gerhardt (L)		1
Tom Hudgins (R)		1
1970 Rusty Gerhardt (L)		1
Dave Van Volkenburg (L)		1



YEARLY LEADERS

1971	Dave Van Volkenburg (L)	2
1972	Lindsay Graham (R)	*3
1973	Lindsay Graham (R)	2
1974	Ty Cline (L)	2
1975	Randy Quintrell (L)	2
1976	Ron Musselman (R)	*4
1977	Tommy Qualters (R)	*3
1978	Mike Brown (R)	*2
1979	Mike Sullivan (R)	*2
1980	Mike Brown (R)	*2
	Bill Duke (R)	*2
1981	Jeff Gilbert (R)	1
	Jimmy Key (L)	1
	Scott Parrish (R)	1
1982	Jeff Gilbert (R)	2
1983	Scott Parrish (R)	*1
1984	Scott Parrish (R)	*2
1985	John Pawlowski (R)	2
1986	No Individual Shutouts	
1987	Alan Botkin (L)	2
	Oliver Whitaker (L)	2
1988	Alan Botkin (L)	1
	David Tripp (R)	1
1989	Brian Barnes (L)	1
	Ron Frazier (R)	1
1990	Tim Parker (R)	3
1991	Jason Angel (R)	*2
	Scott Miller (R)	*2
1992	No Individual Shutouts	
1993	No Individual Shutouts	
1994	No Individual Shutouts	
1995	Jason Dawsey (L)	2
1996	Kris Benson (R)	*4
1997	No Individual Shutouts	
1998	No Individual Shutouts	
1999	No Individual Shutouts	
2000	Ryan Mottl (R)	1
2001	Steve Reba (R)	1
2002	No Individual Shutouts	
2003	Tyler Lumsden (L)	1
2004	No Individual Shutouts	
2005	Josh Cribb (R)	*2
2006	No Individual Shutouts	

2007	No Individual Shutouts	
2008	Graham Stoneburner (R)	*1
2009	No Individual Shutouts	
2010	No Individual Shutouts	
2011	No Individual Shutouts	
2012	No Individual Shutouts	
2013	Daniel Gossett (R)	1
2014	Daniel Gossett (R)	*2
2015	Brody Koerner (R)	*1

SAVES

Year	Player (Throws)	Svs
1969	Jay Bevis (R)	6
1970	Jay Bevis (R)	5
1971	Jay Bevis (R)	4
1972	Jay Bevis (R)	5
1973	Jimmy Baker (R)	3
	Lindsay Graham (R)	3
1974	Larry Meekins (R)	3
1975	Tommy Qualters (R)	6
1976	Houston Matthews (R)	4
1977	Dave Woessner (R)	5
1978	Dave Woessner (R)	6
1979	Len Bradley (R)	5
1980	Len Bradley (R)	7
1981	Lynn Martin (R)	2
	Tim Rice (L)	2
1982	Roger Hackett (L)	2
	David Hess (R)	2
	Lee Wiles (R)	2
1983	Lynn Martin (R)	4
1984	John Pawlowski (R)	4
1985	John Burnett (L)	*4
1986	Chuck Baldwin (R)	5
1987	Doug Marchal (R)	5
1988	Mike Milchin (L)	8
1989	Jerome Santivasci (R)	6
1990	Ron Frazier (R)	4
1991	Eric Bradford (R)	2
	Mike Holtz (L)	2
	Scott Miller (R)	2
	Chad Phillips (L)	2
1992	Aaron Jersild (L)	7
1993	Scott Winchester (R)	10

1994	Scott Winchester (R)	10
1995	Scott Winchester (R)	*14
1996	David Shepard (R)	5
1997	Matt Additon (R)	5
1998	Scott Clackum (R)	*9
1999	Chris Heck (L)	5
2000	Nick Glaser (R)	*15
2001	Josh Cram (R)	6
2002	Paul Harrelson (R)	8
2003	Paul Harrelson (R)	6
2004	Patrick Hogan (R)	*10
2005	Jeff Hahn (R)	3
2006	Daniel Moskos (L)	10
2007	Daniel Moskos (L)	6
2008	Matt Vaughn (R)	11
2009	Tomas Cruz (R)	4
	Matt Vaughn (R)	4
2010	Alex Frederick (R)	4
2011	Scott Weismann (R)	7
2012	Scott Firth (R)	3
2013	Matt Campbell (R)	7
2014	Matt Campbell (R)	8
2015	Taylor Vetzal (R)	4

INNINGS PITCHED

Year	Player (Throws)	IP
1952	Billy O'Dell (L)	56.0
1953	Billy O'Dell (L)	72.1
1954	Billy O'Dell (L)	91.1
1955	Leonard Humphries (R)	42.0
1956	Johnny Drake (R)	45.2
1957	Harold Stowe (L)	55.1
1958	Harold Stowe (L)	*126.2
1959	Harold Stowe (L)	97.1
1960	Jimmy Roller (R)	71.2
1961	Damon Vincent (R)	61.1
1962	Tommy Lyon (L)	82.0
1963	Damon Vincent (R)	44.1
1964	Tommy Chapman (L)	89.1
1965	Tommy Chapman (L)	85.0
1966	Charlie Watson (R)	65.2
1967	Bill Parmer (R)	71.0
1968	Nelson Gibson (R)	62.0
1969	Dave Van Volkenburg (L)	92.1

1970	Rusty Gerhardt (L)	*100.1
1971	Rusty Gerhardt (L)	*108.0
1972	Rusty Gerhardt (L)	*85.0
1973	Lindsay Graham (R)	60.2
1974	Steve Cline (R)	*102.2
1975	Chuck Porter (R)	*81.1
1976	Chuck Porter (R)	*119.0
1977	Ron Musselman (R)	*117.1
1978	Mike Brown (R)	83.1
1979	Mike Sullivan (R)	*91.0
1980	Jimmy Key (L)	*111.1
1981	Jeff Gilbert (R)	102.1
1982	Jimmy Key (L)	*116.0
1983	Scott Parrish (R)	62.2
1984	George Stone (R)	80.2
1985	George Stone (R)	127.1
1986	Bill Steele (R)	109.1
1987	Brian Barnes (L)	120.2
1988	Brian Barnes (L)	*137.2
1989	Brian Barnes (L)	*146.0
1990	Tim Parker (R)	97.0
1991	Jason Angel (R)	108.0
1992	Jason Angel (R)	105.1
1993	Andy Taulbee (R)	97.1
1994	Andy Taulbee (R)	114.2
1995	Jason Dawsey (L)	129.1
1996	Kris Benson (R)	*156.0
1997	Ryan Mottl (R)	106.2
1998	Ryan Mottl (R)	101.0
1999	Ryan Mottl (R)	99.2
2000	Ryan Mottl (R)	107.0
2001	Steve Reba (R)	108.0
2002	Matt Henrie (R)	112.2
	Steve Reba (R)	112.2
2003	Tyler Lumsden (L)	86.0
2004	Tyler Lumsden (L)	81.1
2005	Josh Cribb (R)	109.1
2006	Stephen Faris (R)	103.0
2007	David Kopp (R)	99.2
2008	D.J. Mitchell (R)	98.2
2009	Casey Harman (L)	86.2
2010	Casey Harman (L)	*121.0
2011	Justin Sarratt (R)	80.2
2012	Dominic Leone (R)	84.0
2013	Daniel Gossett (R)	98.1
2014	Daniel Gossett (R)	107.1
2015	Matthew Crownover (L)	109.0

BATTERS FACED


Year	Player (Throws)	BF
1960	Jimmy Roller (R)	289
1961	Damon Vincent (R)	286
1962	Tommy Lyon (L)	346
1963	Tommy Lyon (L)	198
1964	Tommy Chapman (L)	394
1965	Tommy Chapman (L)	364
1966	Charlie Watson (R)	276
1967	Bill Parmer (R)	290
1968	Nelson Gibson (R)	257
1969	Dave Van Volkenburg (L)	407
1970	Rusty Gerhardt (L)	410
1971	Rusty Gerhardt (L)	424
1972	Lindsay Graham (R)	276
1973	Steve Cline (R)	257
1974	Steve Cline (R)	417
1975	Chuck Porter (R)	361
1976	Chuck Porter (R)	474
1977	Ron Musselman (R)	483
1978	Brian Snyder (L)	370
1979	Brian Snyder (L)	397
1980	Jimmy Key (L)	454
1981	Jeff Gilbert (R)	429
1982	Jimmy Key (L)	485
1983	Scott Parrish (R)	273
1984	George Stone (R)	327
1985	George Stone (R)	569
1986	Bill Steele (R)	481
1987	Brian Barnes (L)	523
1988	Brian Barnes (L)	598
1989	Brian Barnes (L)	*602
1990	Tim Parker (R)	417
1991	Jason Angel (R)	443
1992	Jason Angel (R)	454
1993	Andy Taulbee (R)	419
1994	Andy Taulbee (R)	489
1995	Jason Dawsey (L)	529
1996	Kris Benson (R)	*606
1997	Ryan Mottl (R)	479
1998	Ryan Mottl (R)	441

1999	Ryan Mottl (R)	480
2000	Ryan Mottl (R)	451
2001	Steve Reba (R)	434
2002	Steve Reba (R)	437
2003	Tyler Lumsden (L)	373
2004	Tyler Lumsden (L)	358
2005	Josh Cribb (R)	469
2006	Stephen Faris (R)	408
2007	David Kopp (R)	429
2008	D.J. Mitchell (R)	428
2009	Chris Dwyer (L)	375
	Casey Harman (L)	375
2010	Casey Harman (L)	*518
2011	Justin Sarratt (R)	328
2012	Dominic Leone (R)	372
2013	Daniel Gossett (R)	420
2014	Daniel Gossett (R)	433
2015	Zack Erwin (L)	454

STRIKEOUTS

Year	Player (Throws)	K
1952	Billy O'Dell (L)	81
1953	Billy O'Dell (L)	108
1954	Billy O'Dell (L)	*111
1955	Leonard Humphries (R)	39
1956	Johnny Drake (R)	49
1957	Harold Stowe (L)	36
1958	Harold Stowe (L)	*126
1959	Harold Stowe (L)	*117
1960	Bailey Hendley (R)	39
1961	Damon Vincent (R)	62
1962	Tommy Lyon (L)	52
1963	Damon Vincent (R)	48
1964	Tommy Chapman (L)	*83
1965	Tommy Chapman (L)	100
1966	Charlie Watson (R)	72
1967	Charlie Watson (R)	71
1968	Bill James (R)	45
1969	Rusty Gerhardt (L)	*99
1970	Rusty Gerhardt (L)	*111
1971	Rusty Gerhardt (L)	*111
1972	Rusty Gerhardt (L)	61
1973	Steve Cline (R)	68
1974	Steve Cline (R)	*69
1975	Chuck Porter (R)	67
1976	Ron Musselman (R)	78
1977	Ron Musselman (R)	*107
1978	Mike Sullivan (R)	63
1979	Mike Sullivan (R)	79
1980	Mike Brown (R)	77
1981	Jeff Gilbert (R)	58
1982	Jimmy Key (L)	94
1983	Tim Rice (L)	42
1984	George Stone (R)	57
1985	George Stone (R)	93
1986	Brian Barnes (L)	53
1987	Brian Barnes (L)	*112
1988	Brian Barnes (L)	*140
1989	Brian Barnes (L)	*208
1990	Tim Parker (R)	90
1991	Mike Kimbrell (R)	74
1992	Jason Angel (R)	76
1993	Andy Taulbee (R)	85
1994	Andy Taulbee (R)	103
1995	Jason Dawsey (L)	*133
1996	Kris Benson (R)	*204
1997	Ryan Mottl (R)	99
1998	Ryan Mottl (R)	96
1999	Mike Paradis (R)	87
2000	Ryan Mottl (R)	81
2001	Steve Reba (R)	103
2002	Steve Reba (R)	82
2003	Tyler Lumsden (L)	72
2004	Tyler Lumsden (L)	88
2005	Josh Cribb (R)	97
2006	Stephen Faris (R)	86
2007	Daniel Moskos (L)	78
2008	D.J. Mitchell (R)	106
2009	Chris Dwyer (L)	95
2010	Casey Harman (L)	105
2011	Dominic Leone (R)	72
2012	Daniel Gossett (R)	87
2013	Daniel Gossett (R)	91
2014	Daniel Gossett (R)	107
2015	Matthew Crownover (L)	108

* - led the ACC; ^ - led the nation;
Note: Clemson single-season records
in **bold**.



SCOTT WINCHESTER BECAME THE FIRST TIGER TO RECORD DOUBLE-DIGIT SAVES WHEN HE REGISTERED 10 IN 1993.




INDIVIDUAL CAREER BATTING STATS (ACC ERA)

Player	Year(s)	Avg	G-S	AB	R	H	2B	3B	HR	RBI	SB
Abbott, Gus	1956-58	.278	NA-NA	54	10	15	4	0	2	10	0-NA
Adams, Mark	1970-73	.229	29-NA	35	3	8	0	2	1	5	0-NA
Adeimy, John	1973	.298	37-34	121	16	36	1	2	1	15	3-NA
Adkins, Rusty	1965-67	.379	97-97	396	109	150	22	17	11	66	38-NA
Anderson, Alan	1969	1.000	3-NA	2	2	2	1	0	0	2	0-NA
Anderson, Jack	1969	.258	23-NA	66	14	17	0	1	1	6	4-NA
Anderson, Jim	1990,91	.254	101-75	264	55	67	15	0	9	40	1-4
Andrade Jr., Jorge	2005	.208	19-4	24	4	5	1	0	1	5	0-0
Antonokas, George	1969	.250	2-NA	4	0	1	0	0	0	0	0-NA
Allen, Robbie	1978-80	.267	143-NA	484	100	129	19	6	11	73	19-28
Armstrong, Terry	1971-74	.249	77-NA	185	23	46	7	0	0	23	2-NA
Attanasio, Dominic	2011,12	.275	62-22	120	22	33	3	1	1	17	5-8
Ayers, Stan	1962-64	.293	62-NA	188	32	55	3	1	4	31	4-NA
Ayoub, Pete	1961-63	.318	70-69	261	51	83	17	3	2	53	1-NA
Bach, Woody	1968	.167	20-NA	30	5	5	0	0	0	1	1-NA
Bagwell, Kenny	1970,72	.278	65-NA	237	40	66	14	0	0	22	3-NA
Bagwell, Larry	1957-59	.265	NA-80	324	67	86	13	5	3	52	8-NA
Baker, Jeff	2000-02	.334	196-194	773	191	258	41	4	59	226	26-37
Baker, Jimmy	1970,72,73	.167	23-NA	18	1	3	0	0	0	1	0-NA
Blackwin, Chuck	1984-87	.333	228-NA	935	177	311	62	8	29	184	16-23
Ballentine, Tim	1975	.500	4-NA	4	1	2	1	0	0	0	0-NA
Barbary, Eddie	1965-67	.278	95-91	334	55	93	11	3	4	38	5-NA
Barnes, Brian	1987	.000	20-NA	2	0	0	0	0	0	1	0-0
Barnett, Bill	1954-56	.287	NA-59	230	47	66	9	6	6	35	13-NA
Barrett, Joe	1984	.286	10-NA	14	2	4	0	0	0	2	0-0
Batson, Glenn	2015	.219	32-19	73	8	16	6	0	1	14	1-1
Baucom, Steve	1984-87	.331	206-NA	698	131	231	49	12	14	139	17-20
Baum, Jay	2012-14	.253	167-144	510	69	129	24	5	1	48	25-41
Beasley, David	1976	.000	10-NA	4	0	0	0	0	0	0	1-NA
Beasley, Rick	1971	.191	18-NA	47	3	9	0	0	0	3	1-NA
Belk, Greg	1972,74-76	.210	70-NA	205	37	43	7	1	5	24	9-NA
Bevis, Jay	1969-72	.280	83-NA	25	10	7	0	0	0	1	0-NA
Biegiert, Mark	1984-87	.312	174-NA	372	95	116	21	5	5	71	15-15
Bigwood, Dave	1973	.000	14-NA	4	0	0	0	0	0	0	0-NA
Blackston, Charlie	1954,55	.214	24-NA	56	11	12	2	0	2	8	2-NA
Blakeney, Reid	1959,60	.208	22-NA	24	6	5	1	0	0	4	0-NA
Blanton, Bo	1982	.333	7-NA	9	2	3	0	0	0	4	0-0
Boettcher, Donny	1970	.143	6-NA	7	0	1	0	0	0	0	0-NA
Bohonak, Mike	1963,64	.312	36-31	125	23	39	7	1	2	17	4-NA
Bonekat, Bill	1967-69	.150	20-NA	20	1	3	0	0	0	3	0-NA
Bonnette, Robert	1976-79	.305	211-208	813	173	248	51	9	18	174	28-NA
Borgert, Derek	1996-99	.319	159-79	342	64	109	23	0	7	72	1-2
Boulware, Garrett	2012-14	.295	150-138	508	88	150	30	1	12	82	5-7
Boyd, Patrick	1998-01	.341	191-190	760	196	259	57	6	28	178	49-63
Boyd, Roger	1960	.158	18-NA	19	3	3	1	0	0	3	2-NA
Boyd, Wilson	2007-10	.306	238-215	837	163	256	48	7	21	166	14-26
Bradford, Jeff	1971-73	.161	26-NA	31	2	5	0	0	1	4	0-NA
Bradley, Jimmy	1967,68	.254	31-NA	59	9	15	1	0	0	7	1-NA
Bradley, Kevin	2013	.179	37-7	56	5	10	1	0	1	6	1-2
Bradshaw, Toby	1960	.304	22-22	79	8	24	7	1	0	15	1-NA
Bray, Randy	1968-70	.302	128-115	457	75	138	22	1	5	64	17-NA
Brier, Coe	1981,82	.252	80-64	218	25	55	14	1	7	36	6-6
Brittle, Thomas	2012,13	.282	119-117	444	87	125	14	9	4	62	34-42
Brizek, Seth	1993-95	.260	180-165	654	113	170	31	1	19	99	16-26
Brooks, Jerry	1986-88	.349	177-159	647	150	226	44	5	30	158	8-11
Broome, Nathan	1996,97	.308	91-52	198	39	61	7	2	3	33	7-7
Brown, Carol	1955-57	.181	NA-NA	105	16	19	1	2	0	5	0-NA
Brown, Joe	1954	.250	13-NA	28	4	7	0	0	1	5	2-NA
Brown, Mike	1979,80	.000	36-NA	1	1	0	0	0	0	0	0-0
Browning, Skip	1998	-----	13-11	0	0	0	0	0	0	0	0-0
Bryant, Russell	1970,71	.200	15-NA	15	1	3	1	0	0	0	0-NA
Bryant, Tim	1959,60	.257	36-NA	74	12	19	1	0	1	10	0-NA
Buffamoyer, Dave	1978,79	.317	85-NA	287	84	91	13	5	12	52	32-40
Bultmann, Kurt	1996-99	.321	249-241	953	233	306	82	4	43	214	13-20
Bunnell, David	2007	.234	29-14	47	7	11	3	0	0	6	0-0
Burg, Alex	2006,07	.202	72-26	129	17	26	6	0	1	17	2-2
Burgess, J.D.	2007,08	.225	93-61	209	34	47	7	1	1	21	2-3
Burnette, Bill	1961,62	.222	13-NA	9	4	2	0	0	1	2	0-NA
Burnette, Zack	1958-60	.240	NA-80	288	42	69	7	2	2	36	4-NA
Burnham, Gary	1994-97	.340	213-213	795	215	270	77	10	29	209	10-22
Caldwell, Dave	1975-77	.298	127-122	483	103	144	30	12	18	106	10-NA
Calitri, Mike	1998-00	.291	92-45	189	45	55	14	2	8	51	1-2
Campana, Jackson	2013	.333	4-0	3	0	1	1	0	0	1	0-0
Cantrell, Jim	1955	.000	5-NA	5	1	0	0	0	0	0	0-NA
Carraway, Doug	1965,66	.308	8-NA	13	2	4	1	0	0	0	0-NA
Carter, Chris	1992,93	.294	44-13	51	14	15	2	0	2	8	2-2
Casanova, Adrian	2005,06	.244	135-131	373	56	91	15	2	9	61	1-2
Casey, Greg	1963,64	.194	22-NA	36	3	7	1	0	0	3	0-NA
Castelli, Bill	1979,80	.282	70-NA	163	26	46	12	3	3	34	6-6
Caughman, Kevin	2010-12	.091	16-0	11	0	1	1	0	0	1	0-0
Chalk, Brad	2005-07	.356	177-167	599	139	213	26	6	0	49	32-40
Chapman, Tommy	1963-65	.275	44-NA	91	11	25	6	1	0	7	0-NA
Charpia, Bo	1999	-----	1-0	0	0	0	0	0	0	0	0-0
Charpia, Rusty	1986,88,89	.288	172-NA	548	122	158	28	6	7	81	25-32
Chastain, Billy	1988	.171	29-NA	41	7	7	1	0	2	8	0-0
Cleveland, Andrew	2012	.000	2-0	1	0	0	0	0	0	0	0-0
Cline, Steve	1973	.222	10-NA	18	3	4	0	1	0	3	0-NA
Cline, Ty	1959,60	.335	53-45	224	60	75	12	8	1	36	22-NA

Player	Year(s)	Avg	G-S	AB	R	H	2B	3B	HR	RBI	SB
Coder, Chad	2001,02	.280	96-65	275	61	77	20	2	6	36	21-24
Cohen, Earl	1966,67	.375	15-NA	8	1	3	1	0	0	2	0-NA
Coker, Butch	1957-59	.261	NA-70	261	29	68	4	5	2	44	1-NA
Coker, Roy	1954	.314	23-23	105	17	33	5	4	0	13	1-NA
Coleman, Jim	1955	.423	11-NA	26	7	11	1	0	1	4	2-NA
Colvin, Tyler	2004-06	.315	186-165	667	136	210	54	7	20	142	39-47
Compton, George	1955,56	.179	NA-NA	28	2	5	0	0	0	0	0-NA
Corbin, Ted	1992	.372	55-55	199	51	74	14	2	0	20	10-13
Cordileone, Lou	1959	.250	16-NA	48	10	12	1	0	2	10	3-NA
Cositore, Vince	1972	.000	1-NA	1	0	0	0	0	0	0	0-NA
Costigan, Joe	2011-14	.250	86-19	112	17	28	9	1	0	18	0-0
Couture, Mike	1987-90	.299	202-NA	616	159	184	36	7	32	151	85-107
Cowart, Lawton	1964-66	.287	75-NA	254	56	73	7	2	12	50	4-NA
Cox, Andrew	2014,15	.221	87-59	213	30	47	7	0	0	11	6-10
Cox, Jay	2011	.182	8-0	11	0	2	1	0	0	2	0-0
Crews, Jerry	1956	.750	NA-NA	4	0	3	0	0	0	2	0-NA
Crocker, Barry	1954	.306	24-21	98	18	30	4	2	2	16	3-NA
Crosland, Ben	1954,55	.211	11-NA	19	5	4	2	0	0	4	0-NA
Crowley, Jim	1988-91	.328	247-NA	826	199	271	57	1	43	197	23-31
Currier, Steve	1985	-----	18-NA	0	0	0	0	0	0	0	0-1
Curtis, John	1968	.258	14-NA	31	5	8	0	1	1	5	1-NA
D'Alessio, Andy	2004-07	.309	253-239	853	169	264	51	3	59	217	11-17
Daniels, Fred	1990-92	.249	93-NA	189	41	47	10	2	0	30	7-11
Dantzler, Ellis	1964-66	.341	62-NA	220	40	75	11	6	5	44	8-NA
Davidson, Mark	1982	.336	59-58	223	58	75	16	2	8	50	18-18
Davis, Billy	1983	.241	33-23	83	12	20	5	1	0	11	4-7
Dawsey, Jason	1993-95	.259	143-71	139	33	36	5	1	1	14	3-3
DeBerry, Fred	1957-59	.287	NA-70	254	53	73	11	2	1	44	7-NA
DeBerry, Joe	1989-91	.336	188-170	655	152	220	35	6	35	159	15-21
DeMaino, L.J.	2002	.291	49-30	127	32	37	3	5	0	15	12-14
Demarest, Alan	1968-70	.273	38-NA	44	6	12	4	1	0	6	0-NA
Demmink, Herman	2003-06	.311	232-207	821	168	255	46	7	13	116	30-44
DeMoura, Eric	1994-97	.295	185-132	550	110	162	20	1	4	82	16-21
Dempsey, Bob	1959	.261	18-NA	46	10	12	2	1	1	10	1-NA
Diehl, Keith	1986	.333	13-NA	21	3	7	1	0	0	1	0-0
Dillon, Scott	1985,86	.306	124-123	447	85	137	24	3	8	78	25-31
Dinneen, John	1966,67	.150	20-NA	20	8	3	0	1	0	1	1-NA
Dixon, Eddie	1969,70	.284	60-NA	169	32	48	9	8	2	29	2-NA
Douglass, Jesse	1999	.000	7-0	7	0	0	0	0	0	0	0-0

INDIVIDUAL CAREER BAITING STATS (ACC ERA)

Player	Year(s)	Avg	G-S	AB	R	H	2B	3B	HR	RBI	SB
Drake, Johnny	1956	.217	NA-NA	23	4	5	1	1	2	8	0-NA
DuBose, Scott	1979	.240	14-NA	25	4	6	1	0	1	4	2-2
Duffie, Will	1994-96	.283	177-131	491	92	139	28	4	10	92	3-5
Duggar, Steven	2013-15	.299	184-184	715	140	214	33	6	8	109	50-65
Dukes, Mike	1958	.000	NA-NA	1	0	0	0	0	0	0	0-NA
Dunlap, Gene	1966	.185	14-NA	27	6	5	1	0	1	8	1-NA
Dunster, Mike	2011-14	.244	73-7	86	13	21	3	1	1	11	1-1
Easterling, Jess	2003	.300	10-1	10	3	3	0	0	0	0	1-1
Eckerl, Tony	1973-75	.266	86-80	289	33	77	14	1	8	43	4-NA
Edgeworth, Teak	1958	.000	NA-NA	3	0	0	0	0	0	0	0-NA
Ellis, Brian	1997-00	.297	190-162	583	152	173	41	3	7	117	19-25
Ellisor, Dave	1961-63	.290	57-NA	221	50	64	7	5	2	28	19-NA
Embler, Jason	1994-97	.302	215-180	724	150	219	44	3	30	144	5-11
Epps, Chris	2008-11	.260	213-160	596	140	155	22	5	18	97	41-54
Eskew, Jerry	1968	.239	23-18	67	7	16	3	0	2	9	0-NA
Eubanks, Charlie	1959	1.000	2-NA	1	0	1	0	0	0	0	0-NA
Evans, Garrick	2002-04	.302	121-69	291	60	88	26	2	4	41	15-22
Everett, Brady	2003,04	.270	56-34	122	12	33	7	0	2	19	1-2
Eydenberg, Mike	1993,94	.291	100-77	296	45	86	25	4	2	55	5-8
Fahrney, Gary	1975,76	.273	47-NA	139	33	38	6	2	4	26	3-NA
Fairey, Burke	1985-88	.291	121-NA	244	56	71	20	5	4	38	8-13
Faw, Brian	1989	-----	20-NA	0	0	0	0	0	0	0	0-0
Felder, Brad	2012	.263	54-45	175	32	46	8	0	7	26	11-12
Ferguson, Jesse	2005	.154	44-5	52	6	8	1	0	0	5	1-1
Fish, Barry	1963	.200	19-NA	50	9	10	1	1	0	8	1-NA
Fisher, Jeff	1985	.000	15-NA	1	0	0	0	0	0	0	0-0
Fitzsimmons, Pat	1972-75	.261	116-NA	376	48	98	10	2	1	57	10-NA
Fletcher, Jake	2011	.000	4-0	3	0	0	0	0	0	0	0-0
Foley, Bill	1975-77	.302	118-NA	444	79	134	23	3	25	103	1-NA
Foster, Chuck	1990,91	.273	70-NA	143	37	39	7	0	2	14	4-5
Frank, Kyle	1999,01-03	.297	230-206	818	152	243	48	1	14	138	13-23
Frantz, Tim	1994,95	.154	29-0	26	4	4	0	0	0	2	0-0
Freeman, Mike	2008-10	.330	189-187	766	174	253	48	6	13	120	25-35
Freeman, Todd	1978	.217	20-NA	46	10	10	3	2	1	9	0-0
Frick, Talmadge	1962	.500	7-NA	2	2	1	0	0	0	0	0-NA
Fulton, Jay	1981-84	.181	146-NA	287	62	52	8	1	9	43	25-29
Gaddis, C.J.	2004	.000	22-3	16	6	0	0	0	0	2	3-4
Gaines, Roger	1954,55	.268	39-NA	149	10	40	8	0	0	23	4-NA
Gallagher, Glenn	1980,81	.298	107-104	386	67	115	16	1	15	65	10-13
Galloway, Paul	1993-96	.301	194-152	572	120	172	45	6	16	100	17-22
Gambrell, Sam	1957	.111	NA-NA	9	2	1	0	0	0	0	0-NA
Gardner, Jack	1958	1.000	NA-NA	1	0	1	0	0	0	1	0-NA
Garrison, Dave	1956	.277	NA-19	65	13	18	0	0	2	5	1-NA
Gerhardt, Rusty	1969-72	.265	70-NA	147	14	39	4	2	3	23	2-NA
Gibson, Maleeke	2013,15	.214	50-26	117	20	25	3	0	0	16	8-9
Gibson, Nelson	1966-68	.318	45-NA	66	13	21	1	0	0	12	2-NA
Gilbert, Jeff	1981-83	.000	43-NA	1	0	0	0	0	0	0	0-0
Giles, Bob	1956	.429	NA-NA	7	1	3	0	0	0	0	0-NA
Graham, Lindsay	1970-73	.110	48-NA	73	6	8	1	0	0	3	0-NA
Green, Steve	1985,86	.248	57-NA	153	30	38	7	0	5	17	4-6
Green, Zane	2001-04	.273	197-95	414	92	113	24	2	6	57	11-15
Greene, Khalil	1999-02	.377	272-271	1069	265	403	95	7	52	276	55-67
Grove, Trent	1980	.222	16-NA	27	4	6	1	0	0	4	0-0
Guin, Greg	1979-91	.309	154-149	547	106	169	42	2	14	120	15-20
Hackle, Trent	1991-93	.261	66-30	157	21	41	5	1	0	20	3-5
Hall, Ben	2005,06	.266	78-11	109	15	29	7	1	3	18	1-4
Hamilton, Lin	1971-74	.294	131-124	435	75	128	19	6	10	72	7-NA
Hampton, Mike	1993,94	.341	121-106	417	113	142	34	6	14	92	42-52
Harbeson, Gene	1961-63	.254	64-NA	213	35	54	9	0	9	28	4-NA
Harbin, Taylor	2005-07	.320	194-193	781	160	250	67	7	30	172	31-39
Harris, Jason	1998,99	.347	128-128	475	132	165	37	2	19	125	31-38
Harrison, Robert	1955	.381	9-NA	21	2	8	1	0	0	1	0-NA
Harvey, Kris	2003-05	.335	151-129	487	107	163	28	0	35	122	5-10
Hawkins, Heyward	1962	.000	1-NA	1	0	0	0	0	0	0	0-NA
Hawkins, Ty	1987	.333	15-NA	21	2	7	2	0	0	3	0-0
Haynes, Richard	1971-74	.275	142-133	502	88	138	23	4	13	75	6-NA
Heffernan, Bert	1985-88	.337	259-253	993	285	335	63	14	27	195	54-71
Helms, Garry	1965,67	.343	41-NA	143	22	49	6	3	2	26	2-NA
Hendley, Bailey	1958-60	.333	NA-62	279	71	93	15	4	5	42	9-NA
Hendricks, Pete	1970-72	.248	47-NA	165	20	41	2	2	0	16	3-NA
Henrie, Matt	2001	.000	18-10	1	0	0	0	0	0	0	0-0
Hester, Ricky	1982,83	.314	95-77	303	61	95	14	8	5	49	20-25
Hinson, John	2008,10,11	.329	166-142	583	132	192	21	5	27	127	53-65
Hoffman, Doug	1957-59	.247	NA-80	279	65	69	8	8	8	47	17-NA
Hogan, Doug	2005-08	.295	168-124	509	83	150	33	6	25	104	19-32
Hogan, Patrick	2001	.000	16-1	1	0	0	0	0	0	0	0-0
Holland, Eddie	1968-70	.242	103-NA	293	51	71	12	3	6	40	3-NA
Holloway, Tito	1998	.500	8-0	4	0	2	0	0	0	0	0-0
Holstad, Brian	1997-00	.264	197-136	478	113	126	16	3	3	64	31-40
Hoover, Alan	1976-78	.256	94-NA	293	49	75	24	1	6	41	3-NA
Horne, Todd	1982	.304	16-NA	23	5	7	0	0	0	6	0-0
Hourigan, Jeff	2002,03	.270	107-79	307	36	83	14	0	8	47	1-1
Howard, Mo	1971	.000	1-NA	1	0	0	0	0	0	0	0-NA
Hub, Ryan	2000,02-04	.230	128-59	230	44	53	8	2	6	35	5-9
Hubbard, Bob	1957	.157	NA-16	51	7	8	0	0	0	2	0-NA
Hudgins, Tom	1968-70	.083	34-NA	36	3	3	0	0	0	3	0-NA
Huggins, Elmer	1960	.038	15-NA	26	1	1	0	0	0	1	0-NA
Huggins, Mark	1982,84	.163	24-NA	43	5	7	2	0	0	6	3-3




BERT HEFFERNAN
HIT .337 WITH 27
HOMERS, 195 RBIs
AND 54 STEALS
FROM 1985-88.

Player	Year(s)	Avg	G-S	AB	R	H	2B	3B	HR	RBI	SB
Hughes, Jerald	1972	.143	18-NA	7	4	1	1	0	0	2	1-NA
Humphrey, Andre	1994	.164	32-20	67	13	11	2	1	0	2	1-3
Humphries, Leonard	1954-56	.185	NA-NA	54	6	10	0	0	1	5	0-NA
Hyde, Justin	1998	.348	27-9	46	7	16	7	1	2	12	1-1
Ing, Charlie	1972-74	.277	85-NA	296	46	82	17	5	3	28	13-NA
Ingram, John	2004-06	.234	75-28	128	18	30	6	0	4	21	2-3
Jackson, Steven	2004	.000	22-3	1	0	0	0	0	0	0	0-0
Jackson, Tony	1963-65	.283	57-NA	145	27	41	12	3	1	13	1-NA
James, Bill	1966-68	.189	34-NA	37	6	7	0	0	1	6	0-NA
Jasensky, Joe	1981	.156	19-NA	45	6	7	1	1	0	3	2-2
Jay, John	1984-87	.307	147-NA	345	66	106	21	0	21	77	1-5
Johnson, Addison	2007,09-11	.253	185-117	471	79	119	16	7	5	52	27-33
Johnson, Johnny	1968,70	.185	48-NA	130	19	24	5	0	4	17	2-NA
Johnson, Laval	1967-69	.157	84-NA	89	40	14	6	2	0	13	6-NA
Johnson, Michael	2000-03	.344	235-219	800	201	275	52	4	58	213	25-31
Jolly, Robert	2015	.351	25-12	57	12	20	3	0	0	8	0-0
Jones, Johnny	1962,63	.379	50-47	182	50	69	7	4	11	49	5-NA
Jordan, Whitey	1956	.000	NA-NA	11	2	0	0	0	0	0	0-NA
Kaltenbach, Leo	1955	.200	7-NA	15	3	3	2	1	0	3	0-NA
Kane, Jeff	1998,99	.269	28-0	26	5	7	1	0	1	4	0-0
Kelley, Steve	1971	.500	5-NA	2	3	1	0	0	1	2	0-NA
Kennedy, Shane	2013,14	.279	103-99	351	64	98	11	5	6	48	26-34
Keppen, Jeff	1994	.000	17-2	1	0	0	0	0	0	0	0-0
Key, Jimmy	1980-82	.325	153-117	465	113	151	32	2	10	86	11-16
Khouri, Pete	1976,77	.203	66-NA	212	25	43	7	1	1	22	5-NA
Kieboom, Spencer	2010-12	.265	141-120	431	57	114	22	0	4	74	0-0
Kingsmore, Doug	1954	.371	24-24	89	25	33	3	0	10	27	8-NA
Klosterman, Ryan	2001	.071	17-0	14	2	1	1	0	0	2	0-0
Kowitz, Brian	1988-90	.319	194-178	699	178	223	53	11	9	124	76-90
Kreiger, Ray	1982	.370	18-NA	27	11	10	1	1	0	5	1-1
Krieger, Tyler	2013-15	.312	180-180	673	122	210	42	2	3	100	42-57
Kuester, Steve	1968-70	.213	83-NA	235	33	50	7	2	7	32	2
LaBella, Barney	1973-75	.200	24-NA	40	3	8	2	1	0	5	0-NA
Lakey, Ed	1958	.154	NA-NA	26	6	4	1	0	1	3	0-NA
Lam, Elmo	1961-63	.296	74-72	301	73	89	17	3	8	52	11-NA
Lamb, Will	2009-11	.316	138-112	456	96	144	20	6	7	81	31-36
Landers, Bill	1955	.190	9-NA	21	6	4	0	0	1	2	0-NA
Lawrimore, Wayne	1973	.000	4-NA	2	0	0	0	0	0	0	0-NA
LeCroy, Bradley	1997-00	.266	173-97	395	83	105	23	1	4	67	16-21

INDIVIDUAL CAREER BATTING STATS (ACC ERA)

BEN PAULSEN BATTED .318
WITH 31 HOME RUNS AND
130 RBIs FROM 2007-09.



Player	Year(s)	Avg	G-S	AB	R	H	2B	3B	HR	RBI	SB
LeCroy, Matthew	1995-97	.336	199-199	736	178	247	48	1	53	208	8-15
Ledford, Randy	1972	.125	4-NA	8	0	1	0	0	0	0	0-NA
Lee, Alex	2007-08	.265	85-32	132	22	35	4	2	0	14	3-6
Lee, Larry	1973	.000	8-NA	11	0	0	0	0	0	1	0-NA
Leggett, Tanner	2005-06	.231	30-1	26	4	6	0	0	1	3	0-0
Lemaster, Dave	1980-83	.261	181-NA	560	91	146	26	8	16	75	33-36
Livingston, Doug	1995-96	.298	126-124	483	129	144	30	2	12	77	36-41
Lockhart, Mike	1989-91	.296	144-NA	406	80	120	27	4	6	93	11-12
Lodgek, Ed	1966-67	.100	11-NA	10	1	1	0	0	0	0	0-NA
Lomax, Nicky	1961-63	.287	70-60	230	58	66	7	2	12	47	1-NA
Lowder, Clayton	1958-60	.212	NA-NA	52	7	11	2	0	0	6	0-NA
Lowell, Bob	1964-65	.214	19-NA	14	0	3	0	0	0	1	0-NA
Lowery, Phillip	1986	.000	21-NA	0	0	0	0	0	0	0	0-0
Lynn, Dave	1958-60	.350	NA-NA	163	42	57	7	2	15	54	2-NA
Lyon, Tommy	1962-63	.364	28-NA	55	4	20	1	1	0	4	0-NA
Macrina, Eric	1988-91	.308	201-NA	647	148	199	40	6	51	192	8-12
Mahoney, Collin	2002-04	.238	97-47	185	31	44	12	0	6	34	0-1
Mahoney, Mike	1973-75	.296	109-NA	365	79	108	24	5	4	48	18-NA
Mallon, Tom	1984	-----	16-NA	0	1	0	0	0	0	0	0-0
Marisca, Charlie	1969	.100	4-NA	10	2	1	1	0	0	2	1-NA
Markley, Jim	1960	.000	1-NA	1	0	0	0	0	0	0	0-NA
Marsella, Ben	1963-64	.264	45-NA	140	30	37	5	3	6	32	4-NA
Marsh, Bill	1957	.111	NA-NA	18	3	2	0	0	0	1	0-NA
Martin, Lynn	1983	-----	24-NA	0	0	0	0	0	0	0	0-0
Masone, Tony	1977-79	.330	112-NA	415	83	137	29	7	22	114	19-NA
Mazey, Randy	1985-88	.331	216-NA	650	170	215	40	6	20	121	65-76
McCall, Jack	1964-66	.317	84-84	322	83	102	20	3	17	70	14-NA
McCall, Mike	1967	.237	36-36	139	28	33	8	1	1	11	5-NA
McCann, Brad	2003-04	.363	123-123	504	108	183	41	1	25	132	8-14
McClellan, Dexter	1993-94	.259	98-80	282	54	73	7	5	0	38	16-22
McCollom, Jim	1982-85	.343	226-221	830	203	285	56	12	52	218	20-26
McCray, Ontrell	1996-97	.227	90-50	181	34	41	7	0	2	21	10-11
McDaniel, Mark	1975-76	.208	44-NA	72	17	15	1	1	0	5	7-NA
McDaniel, Tommy	1969	.375	11-NA	16	4	6	1	0	1	2	0-NA
McDonald, Leon	1957-58	.300	NA-NA	20	2	6	3	0	0	3	0-NA
McGibbon, Jon	2011-14	.261	209-148	570	83	149	22	1	9	102	8-10
McMillon, Billy	1991-93	.381	154-143	527	173	201	55	8	19	105	29-45
Meekins, Larry	1975	.000	14-NA	1	0	0	0	0	0	0	0-NA
Melzer, Scott	1991-93	.246	46-2	65	17	16	1	1	0	9	3-3


Player	Year(s)	Avg	G-S	AB	R	H	2B	3B	HR	RBI	SB
Meredith, Doc	1975	.258	14-NA	31	4	8	3	0	0	5	0-NA
Milchin, Mike	1987-89	.319	187-181	680	149	217	51	7	25	169	8-13
Miller, Brad	2009-11	.339	191-189	685	173	232	36	8	16	135	46-58
Miller, David	1993-95	.335	183-157	644	143	216	30	15	10	149	51-64
Miller, Jeff	1990-93	.275	218-NA	738	149	203	49	15	19	139	16-27
Miller, Seth	2001,02	.317	62-30	120	23	38	6	0	0	9	3-4
Mitchell, D.J.	2006-08	.241	100-52	220	40	53	8	0	2	24	17-23
Monahan, Shane	1993-95	.394	207-207	856	235	337	60	21	32	169	61-80
Monin, Andy	1991-94	.299	170-111	445	74	133	26	2	8	92	3-6
Montjot, Dave	1969	.500	3-NA	2	0	1	0	0	0	0	0-NA
Moore, Ronnie	1964,65	.212	42-36	132	31	28	3	0	5	21	0-NA
Mork, Hoby	1993,94	.226	59-43	133	28	30	6	0	1	14	0-3
Morris, Bobby	1954	.238	22-21	80	17	19	2	2	3	8	1-NA
Morris, Jeff	1990-93	.313	196-NA	524	120	164	19	7	2	72	15-24
Morris, Tim	2007	.059	13-2	17	2	1	0	0	0	0	0-0
Morris, Wyman	1954	.205	24-24	88	17	18	2	1	7	20	10-NA
Mounce, Richard	2009	.238	26-7	42	1	10	4	0	1	8	0-0
Munroe, Buddy	2007	.167	5-1	6	0	1	0	0	0	0	0-0
Murray, Ken	1971	1.000	2-NA	1	0	1	0	0	0	0	0-NA
Myers, Doby	1956	.277	NA-17	47	8	13	1	0	0	2	0-NA
Myers, Pete	1965-67	.240	54-NA	100	9	24	3	0	1	28	0-NA
Nester, John	2008-10	.274	139-94	350	51	96	20	0	10	62	4-6
Nilsson, Steve	1976-78	.270	142-137	507	131	137	17	7	6	63	46-NA
Nixon, Buddy	1962,64	.315	51-51	184	43	58	12	6	9	50	0-NA
Norris, Bobby	1958,59	.135	NA-NA	37	8	5	0	0	0	4	0-NA
Northrup, Kevin	1989-92	.338	219-NA	742	186	251	55	11	22	150	83-94
Nystrom, Peter	1998	.309	48-45	152	47	47	11	2	6	42	2-2
Oakley, Frank	1962,63	.150	15-NA	20	5	3	1	0	0	8	0-NA
O'Dell, Billy	1954	.214	14-NA	28	3	6	2	1	0	3	1-NA
Odle, Dennis	1971	.000	5-NA	3	0	0	0	0	0	0	0-NA
Ogburn, Mac	1962	.105	10-NA	19	1	2	1	0	0	1	0-NA
Okey, Chris	2014-15	.282	122-122	461	77	130	25	2	16	98	6-8
Olson, Dave	1961,62	.222	21-NA	27	3	6	0	0	0	2	0-NA
O'Quinn, Jim	1955,56	.289	NA-34	114	15	33	5	1	5	25	0-NA
Owens, Jimmy	1964	.333	8-NA	6	2	2	0	0	0	1	2-NA
Owens, Randy	1973	.000	11-NA	10	0	0	0	0	0	0	0-NA
Pack, Tommy	1964,66	.318	55-48	195	35	62	11	2	5	41	6-NA
Padgett, Matt	1996-98	.318	167-142	569	123	181	30	3	28	137	7-13
Parker, Kyle	2008-10	.302	187-182	689	177	208	34	1	46	166	12-15
Parker, Tim	1988	----	15-NA	0	1	0	0	0	0	0	0-0
Parmer, Bill	1965-67	.286	45-NA	91	16	26	7	1	1	14	0-NA
Parsons, Jeff	1997	----	22-4	0	0	0	0	0	0	0	0-0
Pasqualini, Charlie	1959-61	.273	21-NA	11	3	3	0	0	1	3	0-NA
Patrick, Mike	1978	.250	13-NA	8	1	2	0	0	0	1	0-0
Patterson, Choppy	1960	.255	14-13	47	2	12	2	1	0	0	1-NA
Patterson, Gary	1960	.250	1-NA	4	1	1	0	0	0	0	0-NA
Paulling, Bob	1981,83,84	.339	147-137	561	94	190	27	3	18	139	4-6
Paulsen, Ben	2007-09	.318	182-170	663	129	211	45	5	31	130	4-5
Pavilack, Harry	1960,61	.270	27-NA	89	26	24	3	2	1	15	4-NA
Pawlowski, John	1983	----	16-NA	0	0	0	0	0	0	0	0-0
Peltz, Pete	1977-78	.333	103-100	339	82	113	24	5	11	78	32-NA
Penale, Joe	1970	----	1-NA	0	0	0	0	0	0	0	0-NA
Phillips, Chad	1990-93	.311	168-82	302	51	94	19	3	4	48	10-12
Pierce, Gene	2001,03,05	.333	59-1	24	5	8	1	0	2	5	0-0
Pinder, Chase	2015	.256	46-46	160	18	41	8	1	3	26	2-3
Poe, Sam	1959,60	.346	32-NA	52	6	18	3	0	2	11	0-NA
Pohl, Phil	2009-12	.286	198-157	616	94	176	44	1	15	113	7-13
Polk, Riley	1983,84	.275	29-NA	40	7	11	1	0	0	7	1-2
Powers, Scott	1981,83,84	.269	153-145	528	105	142	16	9	17	80	13-19
Pritchard, Daniel	2003-05	.138	53-0	29	9	4	0	0	0	3	1-2
Prophet, Bill	1970-73	.253	114-NA	376	55	95	11	7	3	39	6-NA
Proto, Mike	2001	----	4-0	0	0	0	0	0	0	0	0-0
Pulaski, Mike	1973,74	.279	76-71	287	45	80	16	4	2	34	3-NA
Pumphrey, Ed	1963,64	.200	11-NA	15	2	3	0	0	0	2	0-NA
Pyzik, Steve	2000-03	.249	168-112	389	60	97	20	1	1	57	3-6
Quintrell, Randy	1977	.000	13-NA	1	0	0	0	0	0	0	0-NA
Reader, D.J.	2013	.000	7-0	3	1	0	0	0	0	0	0-0
Reames, Joe Don	1999	.200	17-3	15	2	3	0	0	0	0	0-1
Redding, Grant	2000	.200	15-0	5	1	1	1	0	0	0	0-0
Reed, Matt	2013	.500	6-2	4	0	2	1	0	0	2	0-0
Reese, Gerald	1960	.273	20-NA	44	11	12	2	1	2	7	1-NA
Renwick, Adam	2015	.200	25-2	20	3	4	1	0	0	1	0-0
Rescorla, Skip	1968	.286	6-NA	14	2	4	0	0	0	2	0-NA
Rhodes, Rusty	1995,96	.310	77-39	155	28	48	4	1	0	25	5-6
Ricketts, Art	1961	.246	22-14	65	20	16	1	0	0	6	2-NA
Riddell, Jimmy	1971	.000	1-NA	1	0	0	0	0	0	0	0-NA
Rigsby, Tim	1988-90	.301	125-NA	405	87	122	22	10	12	90	32-40
Riley, Ryan	2000,01	.294	117-110	408	95	120	17	9	7	68	22-31
Roach, Doug	1971	.214	5-NA	14	0	3	2	0	0	1	0-NA
Roberson, Craig	1980-83	.305	193-NA	637	122	194	43	0	24	142	16-23
Robinson, Jerome	1995,96	.288	124-116	420	68	121	17	6	8	70	4-13
Rohlfman, Reed	2015	.356	61-59	236	43	84	17	0	3	58	3-5
Roller, Jimmy	1959-61	.322	39-NA	59	10	19	0	1	1	10	0-NA
Roper, Doug	1996-99	.246	124-84	280	60	69	7	3	2	44	21-25
Rowland, Joey	1986,87	.259	31-NA	27	5	7	2	0	1	5	0-0
Russ, Frank	1979-83	.293	205-NA	757	163	222	51	2	14	123	59-74
Russell, Don	1968-70	.270	133-125	415	102	112	13	18	14	75	19-NA
Ryan, Lanny	1960,62	.325	33-NA	83	16	27	5	1	5	15	1-NA

INDIVIDUAL CAREER BATTING STATS (ACC ERA)

Player	Year(s)	Avg	G-S	AB	R	H	2B	3B	HR	RBI	SB
Sampson, Pete	1974	-----	1-NA	0	0	0	0	0	0	0	0-NA
Sanders, Matt	2008-09	.296	95-64	250	34	74	14	0	5	38	2-2
Sanders, Smiley	1971-74	.262	114-NA	416	88	109	20	2	21	80	3-NA
Santangelo, Lou	2004	.300	64-64	253	50	76	15	2	18	62	7-8
Santavasci, Jerome	1988	.000	23-NA	2	0	0	0	0	0	0	0-0
Sargent, Dick	1963,64	.367	22-NA	30	12	11	2	1	0	5	0-NA
Sasser, David	1974	.200	3-NA	5	0	1	0	0	0	1	1-NA
Satterfield, Shawn	1992,93	.289	105-79	308	57	89	17	9	5	57	15-20
Savas, Paul	1982,83	.108	23-NA	37	0	4	3	0	0	6	0-0
Schau, Jeff	2008-11	.320	258-256	973	213	311	61	6	31	211	32-49
Schmidt, Jarrod	2000-02	.284	181-159	617	109	175	32	3	32	131	12-13
Schroeder, Bill	1977-79	.300	131-121	454	98	136	23	3	22	93	29-NA
Schroeder, Bryan	1994-97	.241	96-12	83	24	20	2	3	2	8	1-5
Seel, George	1956	.269	NA-NA	26	5	7	0	0	1	4	0-NA
Seibert, Kurt	1974-76	.328	115-114	408	113	134	16	6	2	39	38-NA
Severs, Johnny	1969-71	.276	129-101	373	93	103	10	14	2	44	36-NA
Sexton, Jay	1980,81	.252	68-NA	107	27	27	6	1	0	8	19-21
Shaffer, Richie	2010-12	.325	174-170	612	156	199	47	4	30	137	18-21
Sharman, Howard	1964,67	.191	43-NA	89	15	17	4	1	3	17	0-NA
Shaver, Tommy	1963	.294	21-NA	34	8	10	0	1	0	1	2-NA
Sheaffer, Danny	1980	.213	31-NA	80	9	17	2	2	0	4	2-3
Shealy, Don	1955-57	.292	NA-NA	154	29	45	8	2	3	30	3-NA
Shealy, Lonnie	1954,55	.358	27-NA	81	16	29	4	0	2	10	1-NA
Sheriff, Glenn	1956	.333	NA-NA	42	4	14	0	0	2	6	0-NA
Shumake, Brooks	1982-84	.284	155-140	585	154	166	29	4	22	88	71-84
Siepe, Jeff	1970,71	.200	33-NA	50	5	10	0	1	0	5	4-NA
Simons, Neil	1977-80	.335	215-213	805	195	270	41	14	23	164	44-NA
Singleton, Justin	1998-00	.292	152-98	383	85	112	22	4	6	82	20-26
Sipp, Tony	2004	.280	62-51	211	48	59	13	4	1	23	20-24
Slaton, Tyler	2012-15	.252	228-183	679	129	171	25	9	4	68	32-41
Slevin, David	2002,03	.306	115-104	395	74	121	18	2	5	52	7-14
Smith, Brodie	1994	.216	22-7	37	3	8	2	0	0	3	0-1
Smith, Bryan	1981,82	.259	81-NA	255	56	66	14	3	4	48	3-4
Smith, Buster	1967-69	.244	82-NA	287	36	70	9	0	6	44	4-NA
Smith, Dale	1963-65	.225	30-NA	40	5	9	0	0	0	5	0-NA
Smith, Jameson	2006	.125	15-2	16	0	2	0	0	0	0	0-0
Smith, Joe	1955	.308	14-13	52	8	16	2	0	1	6	0-NA
Smith, Jon	2000-02	.267	31-2	30	7	8	3	0	1	6	0-0
Smith, Marquez	2006,07	.315	130-127	473	107	149	33	3	23	104	11-15
Smith, Tad	1990,91	.250	37-NA	60	12	15	1	1	1	6	0-0
Smith, Tommy	1985	.253	31-NA	87	12	22	5	1	2	12	1-1
Sokohl, Jack	1969	.000	3-NA	2	0	0	0	0	0	0	0-NA
Spears, Derek	1982,84,85	.279	100-NA	165	48	46	4	0	0	11	30-36
Spies, Bill	1985-87	.325	173-167	681	169	221	34	17	17	119	60-68
Spiers, Bud	1956-58	.254	NA-67	256	44	65	7	3	7	44	4-NA
Spiers, Michael	1988-91	.301	184-NA	522	128	157	31	1	16	110	32-38
Springs, Ashley	1996	.200	8-0	5	0	1	0	0	0	1	0-0
Sprouse, Dave	1959-61	.238	26-NA	21	3	5	1	0	0	2	0-NA
Squires, Bob	1984	.145	24-NA	62	7	9	1	0	1	12	0-0
Stanley, Henri	1997-00	.293	231-170	666	191	195	39	8	17	122	57-64
Stanley, John	1969	.214	8-NA	14	4	3	0	1	0	4	0-NA
Steele, Bill	1987	.346	53-NA	104	22	36	8	0	4	30	4-5
Stefan, Todd	1988-91	.288	211-NA	624	140	180	33	9	5	95	45-54
Stidham, Ryan	1991	.222	13-1	18	7	4	0	0	1	1	0-0
Stolz, Jason	2009-12	.278	218-190	654	105	182	31	0	10	88	24-34
Stombaugh, Skip	1971,73	.000	7-NA	8	2	0	0	0	0	1	0-NA
Stone, Casey	1998-01	.337	225-170	736	168	248	35	6	3	131	59-71
Storrer, Travis	2004-06	.329	171-170	624	124	205	38	5	22	121	7-10
Stowe, Harold	1957-59	.212	NA-NA	99	8	21	4	1	0	4	0-NA
Strickland, David	1981	.219	11-NA	32	5	7	0	1	0	3	1-1
Stryhas, Paul	1998	.355	22-7	31	6	11	5	0	0	11	0-0
Suggs, Dick	1959	.205	29-23	78	17	16	3	2	1	7	5-NA
Surber, Jon	2011	.250	4-0	4	1	1	0	0	0	0	0-0
Sutton, George	1964-66	.279	84-81	305	64	85	8	5	20	73	1-NA
Swanner, Jamie	1983	.289	45-38	135	15	39	6	0	0	21	0-3
Swetenburg, Dick	1954-56	.222	NA-56	167	39	37	3	3	4	22	5-NA
Taulbee, Andy	1993	.000	31-9	3	0	0	0	0	0	0	0-0
Taylor, Joe	1992,93	.294	117-112	394	79	116	16	4	2	55	22-26
Taylor, Joey	1961,62	.359	38-33	117	35	42	10	2	5	28	1-NA
Templeton, Jim	1955	.000	4-NA	3	0	0	0	0	0	0	0-NA
Terrill, Brett	1974,75	.239	59-NA	201	45	48	12	1	4	39	8-NA
Teufel, Tim	1979,80	.367	101-98	365	102	134	30	4	24	116	26-29
Theiling, Ron	1976	.000	8-NA	13	0	0	0	0	0	0	0-NA
Thompson, Tommy	1985,86	.296	107-95	389	59	115	22	5	5	78	8-16
Threadgill, Henry	1986-89	.314	217-NA	722	153	227	38	12	8	136	85-102
Toth, Bill	1955,56	.167	NA-NA	12	0	2	0	0	0	0	0-NA
Trado, Bill	1956	.111	NA-NA	9	1	1	0	0	0	0	0-NA
Triller, Mike	2013-15	.250	59-12	72	10	18	3	0	0	8	4-5
Tripp, David	1988,89	.217	60-NA	46	9	10	2	1	0	4	4-5
Triplett, Russell	2001-04	.312	222-178	698	132	218	43	1	11	98	17-29
Tucker, Steve	1973-76	.317	131-NA	502	102	159	38	9	12	102	19-NA
Urrico, Anthony	2001	-----	9-0	0	0	0	0	0	0	0	0-0
Valiente, Roberto	2002,03	.271	82-50	221	35	60	11	2	1	28	2-5
Van Dyke, Steve	1980-83	.213	135-NA	263	40	56	9	0	1	30	5-6
Van Volkenburg, Dave	1969-72	.224	101-NA	259	39	58	4	10	6	48	8-NA
Veronee, Jack	1961	.345	18-13	58	9	20	3	0	1	19	0-NA
Vessell, Jeff	1997-99	.150	31-0	20	2	3	1	0	0	2	0-0
Vincent, Damon	1961-63	.258	45-NA	93	16	24	3	1	6	17	1-NA

[illegible]

NA - not available; Note: Stats from 1954-15; year(s) denote(s) season(s) player played at a position, not necessarily every season he played in a game at Clemson; returning players in **bold**.



**BILLY WINGO BATTED
.296 WITH 41 STOLEN
BASES FROM 1974-77.**

INDIVIDUAL CAREER PITCHING STATS (ACC ERA)

Player	Year(s)	ERA	W-L	G-S	SV	IP	H	R	ER	BB	SO
Abbott, Gus	1958	9.00	0-0	1-0	NA	1.0	2	2	1	2	0
Adams, Brian	1997-99	5.57	11-9	57-20	1	176.0	201	126	109	84	128
Adams, Darren	1998	3.52	0-0	7-0	0	7.2	7	3	3	1	9
Adams, Mark	1971-73	5.16	3-5	19-11	NA	66.1	60	50	38	57	55
Additon, Matt	1997-00	5.16	19-8	98-5	8	198.2	215	138	114	95	186
Allen, Chris	2006	0.00	0-0	1-0	0	1.0	0	0	0	0	0
Anderson, Alan	1969	6.00	1-0	3-1	NA	6.0	5	4	4	6	2
Anderson, Chris	1981	9.64	0-1	4-1	0	4.2	8	7	5	5	0
Andrews, Patrick	2012-14	4.25	3-4	49-1	2	72.0	67	42	34	27	54
Angel, Jason	1990-92	3.00	25-6	48-34	0	228.0	195	97	76	90	156
Armour, Alan	1979,81	4.05	3-4	15-0	0	26.2	28	15	12	16	12
Bailey, Kyle	2012	0.00	0-0	2-0	0	1.0	2	0	0	1	1
Baker, Jimmy	1970,72-74	5.07	2-5	29-2	NA	60.1	63	49	34	39	36
Baldwin, Chuck	1986,87	2.61	4-3	22-0	6	38.0	34	14	11	11	26
Barnes, Brian	1986-89	2.97	44-10	78-65	3	475.1	379	220	157	250	513
Barnes, Charlie	2015	3.38	1-2	12-2	0	24.0	26	15	9	8	23
Bates, Clay	2012-15	5.43	1-1	52-0	1	53.0	60	37	32	29	35
Bendinelli, Chad	2000,02	6.75	0-0	13-0	0	13.1	13	10	10	9	4
Bennett, James	1996	9.00	0-0	1-0	0	1.0	0	1	1	1	0
Benson, Kris	1994-96	2.90	29-8	50-47	1	319.2	268	139	103	79	356
Berken, Jason	2003,04,06	3.04	18-6	47-36	0	186.2	171	88	63	77	156
Berney, Scott	2000	3.39	9-4	17-17	0	106.1	96	42	40	25	59
Bevis, Jay	1969-72	2.13	13-9	69-2	20	147.2	102	44	35	57	98
Biegiert, Mark	1986	9.00	0-0	3-0	0	2.0	1	2	2	2	0
Bigwood, Dave	1973	3.77	2-2	14-1	0	28.2	29	16	12	11	17
Boettcher, Donny	1970	1.40	1-1	6-3	NA	19.1	15	4	3	14	5
Bond, William	2007,08	4.50	0-0	7-0	0	6.0	10	5	3	2	7
Bonekat, Bill	1967-69	3.20	5-3	20-5	NA	59.0	59	32	21	30	46
Boozar, Thomas	1999-02	5.50	10-4	88-9	4	145.2	180	101	89	59	98
Bostic, Alex	2014,15	11.02	0-3	23-1	0	16.1	23	25	20	18	14
Botkin, Alan	1986-89	4.33	23-11	57-43	0	257.2	258	161	124	162	197
Boyer, John	1989	2.45	0-0	7-0	0	7.1	10	4	2	4	4
Bradford, Eric	1990-92	3.15	10-4	65-0	4	97.0	88	36	34	31	86
Bradford, Jeff	1971-74	3.25	6-5	30-15	NA	110.2	92	61	40	58	82
Bradley, Len	1979,80	3.34	12-3	43-14	12	164.1	133	78	61	81	146
Brady, Kevin	2009-12	3.27	4-3	50-19	1	135.0	129	57	49	38	148
Briley, Paxton	1990-92	3.24	15-4	44-20	1	180.1	168	76	65	58	135
Brizek, Seth	1993,95	10.13	0-0	6-0	0	8.0	13	9	9	5	8
Brown, Mike	1978-80	3.25	23-9	48-40	1	257.1	221	124	93	96	178
Browning, Skip	1997-99	5.18	11-8	43-25	0	147.2	165	112	85	72	118
Bryant, Russell	1970,71	5.61	1-0	15-4	NA	43.1	57	37	27	22	22
Burnett, John	1985,86	5.44	2-2	38-0	5	51.1	50	33	31	44	33
Burnette, Bill	1961,62	3.18	3-0	12-2	NA	22.2	20	16	8	12	7
Burttram, Jody	1979,81	16.20	0-0	3-0	0	3.1	9	9	6	3	3
Callahan, Sonny	1973	9.00	0-0	3-0	0	4.0	5	4	4	3	2
Campana, Jackson	2013,14	3.46	0-0	11-0	0	13.0	12	6	5	9	10
Campbell, Matt	2011-14	2.73	7-3	78-0	19	108.2	66	37	33	54	134
Campbell, Paul	2015	7.40	0-2	13-1	1	20.2	27	18	17	9	24
Carter, Chris	1992,93	5.06	0-0	6-0	0	5.1	4	3	3	5	4
Casey, Greg	1963,64	4.15	9-4	22-10	NA	97.2	101	63	45	26	52
Chapman, Tommy	1963-65	3.12	12-7	38-26	NA	213.1	179	107	74	114	210
Charpia, Rusty	1986	9.00	0-0	1-0	0	1.0	2	2	1	0	1
Childs, Ryan	2000-02	5.42	7-4	41-16	1	103.0	115	79	62	41	63
Clackum, Scott	1997,98	1.50	10-5	47-0	13	78.0	55	18	13	25	75
Clark, Sean	2006	2.50	2-0	11-2	0	36.0	28	12	10	10	30
Clayton, Pat	2003	3.21	1-0	10-0	0	14.0	9	8	5	7	17
Cline, Steve	1973,74	1.94	16-5	24-22	0	162.0	114	52	35	81	137
Cline, Ty	1959,60	2.78	5-1	13-10	NA	64.2	49	27	20	23	66
Clyne, Stephen	2005-07	2.84	8-3	66-0	5	98.1	90	38	31	34	104
Cohen, Earl	1966,67	2.49	2-1	13-1	NA	25.1	13	13	7	13	13
Collins, Pat	1997	6.89	4-1	12-11	0	49.2	66	45	38	36	49
Compton, George	1954-56	NA	NA-NA	12-NA	NA	NA	NA	NA	NA	NA	NA
Cone, Mickey	1954	NA	NA-NA	3-0	NA	NA	NA	NA	NA	NA	NA
Cook, Brandt	1999,00	8.50	1-1	9-0	0	18.0	23	21	17	15	10
Cositore, Vince	1972	6.75	0-0	1-0	NA	4.0	7	4	3	0	1
Cram, Josh	2001	4.20	4-2	28-0	6	40.2	48	25	19	11	38
Cribb, Josh	2003-06	3.47	22-7	68-32	2	282.1	274	128	109	71	257
Crosland, Ben	1954,55	NA	3-5	11-8	NA	61.2	NA	NA	NA	NA	36
Crownover, Matthew	2013-15	2.30	25-12	48-46	0	278.1	230	92	71	74	243
Cruz, Tomas	2009,10	4.27	5-6	48-0	7	86.1	80	43	41	34	66
Currier, Steve	1985	7.11	2-3	18-0	1	25.1	29	22	20	11	17
Curtis, John	1968	1.80	4-3	7-5	NA	40.0	22	13	8	19	42
Dawsey, Jason	1993-95	3.55	22-8	62-42	1	304.1	294	146	120	87	276
Deese, Kyle	2009	2.70	0-0	7-0	0	6.2	3	3	2	9	7
Delk, Trey	2008,09	3.70	6-2	25-16	0	92.1	99	44	38	37	75
Demarest, Alan	1968-70	4.07	7-4	36-10	NA	117.1	107	71	53	58	72
Drake, Johnny	1956	2.56	4-2	9-6	NA	45.2	29	13	13	34	49
Duke, Bill	1980-82	3.99	12-6	39-27	1	173.2	194	110	77	74	76
Dwyer, Chris	2009	4.92	5-6	17-17	0	86.0	76	52	47	33	95
Edgeworth, Teak	1958	12.41	0-1	5-1	NA	12.1	20	19	17	11	6
Edwards, Dick	1964	-----	0-1	1-1	NA	0.0	3	5	5	3	0
Eggleston, Jamie	1992-95	3.13	6-2	58-0	2	95.0	103	54	33	35	56
Ellis, Rob	2001	4.50	0-0	3-0	0	2.0	3	2	1	2	2
Elrod, Frank	1957	0.00	0-0	4-0	NA	4.0	5	1	0	0	3
Erwin, Zack	2013-15	3.50	16-9	65-29	4	239.1	220	117	93	64	186
Eubanks, Charlie	1959	6.00	0-0	2-0	NA	3.0	1	2	2	5	2
Farina, Alan	2007	3.77	6-3	25-2	1	57.1	41	26	24	27	72
Faris, Stephen	2004-06	3.24	16-10	55-33	1	242.0	223	107	87	56	189

Player	Year(s)	ERA	W-L	G-S	SV	IP	H	R	ER	BB	SO
Faw, Brian	1989,90	3.92	7-5	39-16	5	131.0	141	76	57	45	103
Fidrych, Chris	2005,07	4.19	0-0	20-0	0	19.1	16	9	9	8	16
Fiorenza, Drew	2005,06	5.65	2-1	30-1	2	36.2	44	24	23	20	38
Firth, Scott	2010-13	2.94	17-7	75-17	7	195.2	192	90	64	90	148
Fisher, Jeff	1982,84,85	5.35	1-6	22-2	2	35.1	54	24	21	30	16
Frank, Kyle	1999	20.25	0-0	1-0	0	1.1	4	3	3	0	1
Frazier, Jeff	1986	9.00	0-0	1-0	0	1.0	2	1	1	1	1
Frazier, Ron	1988-90	4.01	16-7	63-30	6	215.2	205	126	96	99	177
Frederick, Alex	2009-11	3.62	8-5	66-3	7	107.0	102	49	43	45	91
Frick, Talmadge	1962	6.00	0-0	6-0	NA	9.0	15	6	6	4	4
Gallagher, Glenn	1981	1.96	2-0	8-0	1	18.1	15	6	4	8	12
Gambrell, Sam	1957	5.63	0-2	5-3	NA	24.0	29	16	15	10	13
Gardner, Jack	1958	2.70	0-0	3-0	NA	3.1	2	2	1	4	2
Gerhardt, Rusty	1969-72	2.39	34-14	59-55	NA	384.1	254	132	102	163	382
Gibson, Nelson	1966-68	2.64	12-1	31-12	NA	112.2	92	51	33	39	80
Gilbert, Jeff	1981-83	3.10	21-5	42-36	1	246.2	198	99	85	96	134
Glaser, Nick	2000,01	3.20	4-5	51-3	16	81.2	83	36	29	39	84
Gossett, Daniel	2012-14	2.80	23-9	50-41	2	282.2	218	102	88	107	285
Graham, Lindsay	1970-73	2.68	21-10	48-32	NA	235.0	193	82	70	75	151
Gray, Doug	1979	0.00	0-0	1-0	0	2.0	0	0	0	2	1
Gross, Jason	1988	27.00	0-0	2-0	0	1.0	0	3	3	4	0
Guin, Greg	1980,81	1.04	2-0	7-0	0	17.1	13	3	2	5	12
Gullickson, Craig	2008,09	4.19	5-2	28-6	0	53.2	61	32	25	23	43
Hackett, Roger	1982	3.45	1-0	14-3	2	31.1	37	16	12	12	14
Hahn, Jeff	2002-05	3.72	15-8	88-11	7	205.2	208	100	85	80	158
Harbeson, Gene	1961,62	3.51	3-4	13-8	NA	56.1	55	37	22	35	33
Harman, Casey	2008-10	3.86	16-12	68-34	1	251.2	257	119	108	60	238
Harrelson, Paul	2000-03	3.70	10-4	78-3	14	109.1	121	56	45	34	83
Harrison, Donovan	1998	4.97	4-3	16-1	2	50.2	46	32	28	17	44
Hartnett, Jim	1981	7.36	0-1	9-0	1	18.1	21	18	15	16	1

INDIVIDUAL CAREER PITCHING STATS (ACC ERA)



DAVID KOPP HAD A 16-8 RECORD IN 60 APPEARANCES FROM 2005-07.

Player	Year(s)	ERA	W-L	G-S	SV	IP	H	R	ER	BB	SO
Hogan, Patrick	2001-04	4.22	8-8	79-8	18	190.0	190	105	89	64	176
Holtz, Mike	1991-94	3.31	19-5	72-23	7	214.2	179	100	79	107	220
Hoover, Donnie	1982-83	4.31	7-8	38-11	4	117.0	121	74	56	46	48
Hourigan, Jeff	2002-03	5.04	1-2	23-3	3	44.2	47	27	25	16	45
Howard, Chris	2005-06	2.45	1-0	7-0	0	7.1	6	2	2	1	2
Hudgins, Tom	1968-70	3.97	10-9	34-18	NA	122.1	123	79	54	72	84
Huggins, Mike	1986-87,89	5.37	4-3	41-0	4	65.1	73	43	39	26	41
Humphries, Leonard	1954-56	NA	7-10	25-20	NA	140.2	NA	NA	NA	NA	91
Jackson, Steven	2001-04	4.62	19-8	67-34	0	220.0	239	136	113	97	146
James, Bill	1966-68	2.59	7-3	28-10	NA	94.0	79	32	27	28	66
Jay, John	1984-85	7.00	1-1	15-8	2	36.0	43	34	28	36	27
Jaynes, Johnny	1968	18.00	0-0	1-0	NA	1.0	2	3	2	3	0
Jersild, Aaron	1988-90-92	3.66	17-7	75-23	8	199.1	186	104	81	85	139
Johnson, Addison	2011	9.00	0-0	1-0	0	1.0	3	1	1	0	0
Johnson, Laval	1967-69	3.24	4-5	21-13	NA	89.0	76	47	32	63	66
Jones, Johnny	1962	20.25	0-0	1-0	NA	1.1	3	3	3	3	0
Kendall, Chet	1990-91	2.72	4-1	28-0	2	49.2	32	19	15	28	49
Kent, Mike	2010-13	4.73	3-4	41-3	2	72.1	82	45	38	25	41
Kenyon, Bobby	1978-80	3.34	18-10	44-31	1	212.2	190	99	79	71	136
Keppen, Jeff	1993-94	5.37	4-4	37-6	0	67.0	76	57	40	56	49
Key, Jimmy	1980-82	3.64	20-14	53-46	0	318.2	304	161	129	104	191
Kimbrell, Mike	1988-91	3.63	17-1	55-16	0	156.1	137	77	63	75	118
Koch, Billy	1994-96	3.74	21-9	51-44	1	276.2	215	148	115	131	338
Koerner, Brody	2013-15	7.00	5-7	31-19	0	97.2	123	88	76	54	100
Kopp, David	2005-07	4.18	16-8	60-32	1	228.1	233	131	106	76	167
Krall, Pat	2015	4.03	2-4	27-0	3	38.0	32	22	17	11	38
Kyle, Kevin	2010	3.00	0-1	13-0	0	12.0	10	8	4	5	5
Lakey, Ed	1958	4.12	6-2	16-8	NA	72.0	73	46	33	39	55
Lamb, Will	2009-11	4.47	5-5	43-15	3	98.2	103	55	49	44	74
LaMura, B.J.	2000-02	5.48	6-2	43-8	1	88.2	84	63	54	54	96
Lawrimore, Wayne	1973	6.00	1-1	4-3	0	12.0	11	11	8	10	8
Lawton, John	1992	1.69	0-0	3-0	0	5.1	4	1	1	3	2
Laycock, Bobby	1983	3.14	1-0	7-1	0	14.1	17	10	5	14	2
Lee, Larry	1973-74	5.36	2-3	14-8	1	40.1	42	34	24	28	23
Leone, Dominic	2010-12	4.63	16-8	53-38	0	208.0	212	123	107	93	178
Lilley, Laurus	1979-80	10.38	0-2	6-0	0	8.2	13	12	10	5	4
Lodgek, Ed	1966-67	5.11	1-1	11-5	NA	37.0	33	23	21	30	24
Lombardi, Justin	1999-00	9.00	0-0	14-0	1	12.0	17	14	12	15	21
Long, Jake	2014-15	3.83	5-4	29-19	0	105.2	92	53	45	54	81
Lovorn, Garrett	2014	5.06	0-0	9-0	0	10.2	10	7	6	7	10
Lowell, Bob	1964-65,67	3.58	0-3	19-4	NA	50.1	56	36	20	27	24
Lowery, Phillip	1986-88	3.52	15-4	59-8	4	168.2	184	78	66	32	102
Lumsden, Tyler	2002-04	4.23	17-7	58-37	2	225.1	218	131	106	107	223
Lynn, Kevin	2000-01	4.34	7-4	40-9	1	105.2	122	59	51	32	96
Lyon, Tommy	1962-63	3.67	9-5	27-13	NA	122.2	133	73	50	39	76
Mahoney, Collin	2004	6.63	1-3	16-0	0	19.0	23	15	14	12	26

Player	Year(s)	ERA	W-L	G-S	SV	IP	H	R	ER	BB	SO
Mahony, Bob	1974-76	3.24	10-5	24-15	1	125.0	106	58	45	61	111
Malec, Mark	1975	2.65	1-0	5-1	1	17.0	10	5	5	15	14
Malkmus, David	1977	7.13	1-0	7-3	1	17.2	17	15	14	16	8
Mallon, Tom	1980-84	3.36	12-7	51-22	4	155.1	146	82	58	87	103
Marchal, Doug	1985-87	5.88	6-3	33-7	5	67.1	86	53	44	43	35
Markley, Jim	1960	0.00	0-0	1-0	NA	2.1	7	8	0	1	1
Martin, Alex	2006-08	6.39	3-0	32-0	0	31.0	38	24	22	17	20
Martin, Glenn	1981-83	4.57	5-4	35-0	1	65.0	72	37	33	34	32
Martin, Lynn	1981-83	4.42	2-7	53-0	7	77.1	80	48	38	34	44
Masone, Tony	1977	0.00	0-0	1-0	0	0.2	4	5	0	1	0
Matthews, Houston	1974-76,77	3.82	8-2	28-5	8	92.0	89	47	39	45	64
Matz, Brian	1994-96	4.43	8-1	51-9	4	107.2	110	63	53	47	84
Maze, Randy	1985-86,88	5.51	7-1	22-13	0	96.1	104	71	59	55	47
McDonald, Leon	1957-58	4.82	1-2	11-3	NA	37.1	42	23	20	20	22
McKinney, Clinton	2008-09	6.00	4-0	28-0	0	36.0	44	32	24	15	25
Meekins, Larry	1974-75	2.80	8-4	32-6	5	112.2	98	48	35	42	71
Meyer, Jonathan	2010-13	3.86	11-8	86-16	4	207.1	229	97	89	52	161
Milchin, Mike	1987-89	2.79	7-3	46-5	13	90.1	62	37	28	40	102
Miller, David	1993	7.15	0-0	6-0	0	11.1	15	10	9	5	9
Miller, Scott	1991-92	3.44	19-4	33-26	2	178.0	171	88	68	84	134
Mishoe, Wayne	1974-75	2.70	1-0	4-0	0	3.1	2	1	1	2	0
Mitchell, D.J.	2007-08	3.40	11-5	35-21	0	151.0	145	72	57	56	155
Mitchell, John	1975	11.25	0-1	3-0	0	4.0	3	5	5	6	2
Moorefield, Joseph	2010-13	5.03	2-1	64-0	0	34.0	44	24	19	17	26
Moschella, Mike	1990-91	4.76	0-0	4-0	0	5.2	6	5	3	2	4
Moskos, Daniel	2005-07	3.25	10-13	81-10	16	149.2	148	63	54	67	147
Mottl, Ryan	1997-00	4.82	33-19	72-68	0	414.1	437	259	222	145	360
Mounce, Richard	2009	7.94	0-0	5-0	0	5.2	8	5	5	0	1
Moyer, Drew	2014-15	3.10	6-1	38-0	4	49.1	50	22	17	27	47
Murphy, Brett	2003	3.06	1-1	14-1	0	17.2	18	10	6	10	9
Murr, Jack	1974	2.71	4-4	11-11	0	63.0	49	26	19	41	33
Murray, Ken	1971	9.64	0-0	2-1	NA	4.2	6	5	5	3	4
Musselman, Ron	1976-77	2.64	20-5	31-29	0	228.1	176	84	67	95	185
Myers, Pete	1966-67	3.07	7-5	25-7	NA	85.0	76	36	29	30	68
Needham, Rick	1969	37.80	0-0	2-0	NA	1.2	4	8	7	5	0
O'Dell, Billy	1954	0.79	8-3	14-11	NA	91.1	56	26	8	35	111
Odle, Dennis	1971	3.06	1-1	5-3	NA	17.2	13	6	6	11	14
Olson, Dave	1961-62	5.63	6-6	21-11	NA	76.2	76	63	48	59	47
Owens, Randy	1973	3.24	1-0	9-2	0	33.1	24	17	12	25	18
Paradis, Mike	1997-99	5.42	11-3	41-29	0	171.0	169	124	103	104	164
Parker, Tim	1987-88,90	3.22	13-6	45-35	1	187.0	146	90	67	104	146
Parmer, Bill	1965-67	2.59	18-3	37-29	NA	194.2	149	73	56	118	155
Parrish, Scott	1981-83,84	2.86	21-3	40-32	1	226.1	187	92	72	110	124
Parsons, Jeff	1997	7.71	2-0	20-4	2	37.1	46	34	32	24	44
Pasqualini, Charlie	1959-61	6.28	2-2	20-3	NA	38.2	42	32	27	20	20
Paulling, Bob	1983-84	5.40	0-0	5-0	0	6.2	10	4	4	2	1

INDIVIDUAL CAREER PITCHING STATS (ACC ERA)

Player	Year(s)	ERA	W-L	G-S	SV	IP	H	R	ER	BB	SO
Pawlowski, John	1983-85	3.88	21-12	54-30	5	241.1	224	143	104	107	155
Pawlowski, John A.	1989-91	4.08	6-2	34-13	0	88.1	84	50	40	67	87
Peele, Tim	1988-91	4.60	11-1	71-4	6	107.2	102	66	55	68	83
Penale, Joe	1970	0.00	0-0	1-0	NA	3.0	4	0	0	4	2
Phillips, Chad	1990-93	3.51	17-3	57-19	7	187.1	189	89	73	56	140
Pohle, Kevin	2011,12,14,15	3.94	12-6	48-17	0	130.1	146	71	57	53	66
Pomeranz, Mike	1987,88	6.13	5-4	24-13	1	72.0	70	55	49	63	51
Porter, Chuck	1974-76	2.43	24-6	40-34	0	270.0	204	95	73	113	173
Powers, Scott	1984	0.00	0-0	1-0	0	1.0	2	0	0	1	0
Proto, Mike	1998-01	4.96	2-0	56-8	1	101.2	111	66	56	45	95
Qualters, Tommy	1975-78	4.00	12-1	36-9	9	117.0	116	66	52	34	82
Quintrell, Randy	1974-77	3.19	20-10	43-33	3	231.0	216	104	82	117	109
Reba, Steve	1999-02	4.11	33-11	78-45	2	319.1	316	171	146	124	263
Rhue, Mike	1998-00	3.52	0-0	9-0	0	7.2	10	7	3	6	4
Rice, Tim	1981-84	4.05	13-6	50-18	3	164.1	158	104	74	48	97
Richard, Steve	2006	4.30	0-1	21-0	4	23.0	29	12	11	9	14
Rohrbaugh, Robert	2003-05	3.96	12-9	65-29	2	202.1	210	102	89	76	153
Roller, Jimmy	1959-61	2.94	9-6	36-13	NA	156.0	137	67	51	37	93
Roper, Doug	1996,99	5.46	1-0	16-0	1	28.0	29	19	17	8	21
Rothlin, Trent	2008	9.69	1-0	7-3	0	13.0	14	15	14	11	6
Russell, Don	1969	0.00	0-0	2-0	NA	3.1	4	0	0	2	1
Santivasci, Jerome	1985,87-89	2.88	15-6	70-2	9	153.0	143	59	49	59	122
Sarratt, Justin	2007-11	4.20	13-7	80-25	1	193.0	211	110	90	41	136
Sauve, Jeff	1992-95	4.09	18-7	73-16	2	204.2	201	115	93	73	154
Saylors, Robby	1954	NA	NA-NA	1-1	NA	NA	NA	NA	NA	NA	NA
Schmidt, Clate	2013-15	4.51	10-14	54-25	0	173.2	202	105	87	77	110
Schmidt, Jarrod	2000-02	4.17	18-3	37-30	0	174.2	181	96	81	85	130
Schmitt, Paul	1977-79	4.41	6-2	30-4	3	81.2	83	50	40	27	34
Schnabel, Brock	2007,08	18.00	1-1	6-0	0	5.0	8	10	10	2	4
Schnell, Alex	2015	8.41	2-0	11-0	1	20.1	21	21	19	15	14
Schnell, Kyle	2013,14	4.13	2-0	29-0	2	32.2	39	18	15	13	22
Scott, Ray	1996,97	6.80	3-1	24-3	0	43.2	63	35	33	16	32
Seybt, Paul	1994	1.50	0-0	7-0	0	12.0	13	2	2	4	4
Shealy, Don	1955-57	NA	4-NA	16-NA	NA	89.0	NA	NA	NA	NA	46
Shepard, David	1996	2.83	3-2	27-0	5	28.2	20	11	9	13	33
Sipp, Tony	2004	4.69	2-2	22-3	2	48.0	53	28	25	17	59
Smith, Dale	1963-65	3.66	9-6	30-12	NA	115.2	95	71	47	52	94
Snyder, Brian	1977-79	3.31	18-6	41-35	1	228.2	204	117	84	120	185
Sokohl, Jack	1969	27.00	0-1	3-2	NA	3.2	2	11	11	13	1
Spencer, Jeff	1978	6.00	0-0	1-0	1	3.0	2	2	2	0	1
Spires, Adam	1997,98	9.24	1-1	20-0	0	25.1	32	32	26	25	22
Sprouse, Dave	1959-61	3.73	5-6	23-9	NA	72.1	62	39	30	39	38
Stanley, John	1969	0.00	0-0	2-0	NA	3.0	1	0	0	1	3
Steele, Bill	1984-87	4.47	19-10	62-38	1	276.0	269	167	137	122	97

Player	Year(s)	ERA	W-L	G-S	SV	IP	H	R	ER	BB	SO
Stone, George	1984,85	3.38	16-9	31-28	0	208.0	205	108	78	56	150
Stoneburner, Graham	2008,09	4.59	13-9	36-21	1	135.1	148	82	69	40	123
Stowe, Harold	1957-59	2.32	24-13	49-31	NA	279.1	223	113	72	103	279
Sturgeon, Chris	1993	2.63	2-0	11-3	0	24.0	20	7	7	17	13
Sullivan, Mike	1977-79	2.65	20-3	36-31	0	203.2	169	82	60	78	153
Surber, Jon	2011	0.00	0-0	5-0	0	4.2	4	1	0	4	6
Sutton, George	1966	3.00	2-0	2-2	NA	9.0	7	4	3	4	8
Taulbee, Andy	1992-94	3.16	27-8	63-39	4	279.1	265	133	98	73	235
Thrailkill, Josh	2007,09,10	5.49	0-0	16-1	0	19.2	23	13	12	1	18
Toney, Wales	2014	12.46	0-0	4-0	0	4.1	6	6	6	5	6
Toth, Bill	1954-56	NA	NA-NA	15-1	NA	NA	NA	NA	NA	NA	NA
Trado, Bill	1956	NA	0-4	6-5	NA	32.1	28	21	NA	34	22
Trapp, Billy	1977-80	4.60	6-4	47-2	4	101.2	108	68	52	39	80
Tripp, David	1988-90	4.82	15-7	55-26	5	179.1	183	104	96	75	154
Trolia, Aaron	2003	8.87	0-1	18-1	0	23.1	38	27	23	9	24
Urrico, Anthony	2001	4.15	0-0	8-0	0	4.1	4	2	2	6	4
Van Horn, Hunter	2015	6.14	0-0	10-0	0	7.1	7	5	5	6	7
Van Volkenburg, Dave	1969-72	2.95	20-10	43-35	NA	222.2	193	104	73	98	195
Vaughn, Matt	2006-09	3.66	9-4	81-3	16	128.0	140	72	52	44	119
Vetzel, Taylor	2015	3.97	1-3	20-1	4	22.2	18	13	10	10	25
Vincent, Damon	1961-63	4.80	10-6	31-21	NA	148.0	127	95	79	117	148
Vining, Ken	1994-96	3.29	17-3	61-26	2	224.1	184	94	82	81	258
Waldrop, Kenny	1966	7.04	0-0	6-3	NA	15.1	13	12	12	15	9
Walker, Adam	2003,04	6.60	1-0	14-0	0	15.0	24	13	11	4	18
Watson, Charlie	1965-67	2.71	16-7	43-18	NA	186.0	136	70	56	79	186
Watson, Mark	1994,95	2.85	12-2	25-18	1	94.2	70	41	30	55	91
Weismann, Scott	2009-11	4.19	15-8	60-29	8	191.0	190	105	89	66	152
Welch, Scott	1986,87	8.15	1-0	19-0	2	35.1	46	33	32	16	20
Werner, Brian	1996,97	5.64	1-1	13-0	0	22.1	19	15	14	5	8
Whitaker, Oliver	1984-87	4.45	23-14	67-45	3	299.1	313	201	148	161	157
White, Matt	1996-98	5.39	9-4	41-18	1	137.0	157	107	82	72	114
Whitfield, Larry	1967	1.25	2-0	6-2	NA	21.2	15	3	3	8	8
Whitfield, Mike	1968-70	4.46	2-2	18-3	NA	42.1	44	27	21	15	21
Wiles, Lee	1982,83	4.50	7-4	36-10	3	84.0	86	53	42	57	55
Williams, Rodney	1993,95,96	4.23	2-1	44-0	0	55.1	56	31	26	26	44
Winchester, Scott	1993-95	1.70	13-5	87-0	34	132.2	89	37	25	47	122
Woessner, Dave	1977-79	3.53	11-6	47-2	14	104.2	105	53	41	44	60
Wolff, Billy	1982,84	8.44	0-1	11-0	1	10.2	13	11	10	5	7
Wrenn, David	1963,65	9.00	2-3	16-6	NA	40.0	53	46	40	43	37
Wyatt, Steve	1975,76	2.64	5-1	14-6	4	64.2	57	27	19	17	38
Zocchi, P.J.	2004-07	3.96	11-2	42-19	2	138.2	145	68	61	60	132
Zoltak, Matt	2007,08	6.04	5-3	37-4	0	50.2	58	37	34	27	38

NA - not available; Note: Stats from 1954-15; year(s) denote(s) season(s) player pitched, not necessarily every season he played in a game at Clemson; returning players in **bold**.


TONY SIPP TOTALED 59 STRIKEOUTS
AGAINST ONLY 17 WALKS IN HIS
ONLY SEASON (2004) AT CLEMSON.



LETTERMEN

A		
Player	VL	Year(s)
Abbott, Gus	1	1958
Adams, Brian	3	1997-99
Adams, Darren	1	1998
Adams, Mark	2	1972,73
Additon, Matt	4	1997-00
Adeimy, John	1	1973
Adkins, Rusty	3	1965-67
Allen, Robbie	3	1978-80
Anderson, Jack	1	1969
Anderson, Jim	2	1990,91
Andrade Jr., Jorge	1	2005
Andrews, Patrick	2	2012,13
Angel, Jason	3	1990-92
Angle, Doug	2	1949,50
Armstrong, Terry	4	1971-74
Asbill, Joe	1	1948
Attanasio, Dominic	2	2011,12
Aughtry, Gene	3	1949-51
Ayers, Stan	3	1962-64
Ayoub, Pete	3	1961-63

B		
Player	VL	Year(s)
Bach, Woody	1	1968
Bagwell, Kenny	2	1970,72
Bagwell, Larry	3	1957-59
Bailey, Bob	1	1937
Bailey, Kyle	1	2012
Baker, Jeff	3	2000-02
Baker, Jimmy	3	1972-74
Baker, Roger	3	1950-52
Baldwin, Chuck	4	1984-87
Barbary, Eddie	3	1965-67
Barnes, Brian	4	1986-89
Barnes, Charlie	1	2015
Barnett, Bill	4	1953-56
Bates, Clay	4	2012-15
Bates, Neil	1	1953
Batson, Glenn	1	2015
Baucom, Steve	4	1984-87
Baum, Jay	3	2012-14
Beasley, Rick	1	1971
Belk, Don	3	1941-43
Belk, Greg	3	1974-76
Bell, Tom	1	1938
Bendinelli, Chad	1	2000
Benson, Kris	3	1994-96
Berken, Jason	3	2003,04,06
Berney, Scott	1	2000
Berry, Ed	2	1947,49
Berry, Bob	3	1941-43
Bevis, Jay	4	1969-72
Bickley, Charlie	2	1940,41
Biegert, Mark	4	1984-87
Bigwood, Dave	1	1973
Blackston, Charlie	2	1954,55
Blakeney, Reid	2	1959,60
Blalock, Joe	3	1940-42
Bohonak, Mike	1	1963
Bond, William	2	2007,08
Bonekat, Bill	3	1967-69
Bonnette, Robert	4	1976-79
Boozer, Thomas	4	1999-02
Borgert, Derek	4	1996-99
Bosdell, Francis	1	1946
Boselli, Teddy	3	1936,38,39
Bostic, Alex	2	2014,15
Botkin, Alan	4	1986-89
Boulware, Garrett	3	2012-14
Boyce, J.A.	1	1943
Boyd, Patrick	3	1998-00
Boyd, Roger	1	1960
Boyd, Wilson	4	2007-10
Boyer, John	1	1989
Bradford, Eric	3	1990-92
Bradford, Jeff	4	1971-74
Bradley, Jimmy	2	1967,68
Bradley, Kevin	1	2013
Bradley, Len	2	1979,80
Bray, Randy	3	1968-70
Bradshaw, Toby	1	1960
Brady, Kevin	4	2009-12
Brier, Coe	2	1981,82
Briley, Paxton	3	1990-92
Brittle, Thomas	2	2012,13
Brizek, Seth	3	1993-95
Brodie, George	3	1937-39



GEORGE BRODIE LETTERED
THREE TIMES (1937-39).

Brodie, G.W.	1	1953
Brooks, Jerry	3	1986-88
Broome, Nathan	2	1996,97
Brown, Carol	2	1955,57
Brown, C.M.	1	1945
Brown, Joe	2	1953,54
Brown, J.R.	1	1947
Brown, Mike	3	1978-80
Browning, Skip	3	1997-99
Bryan, Charles	1	1928
Bryant, Tim	2	1959,60
Buchanan, Dude	3	1939-41
Buffamoyer, Dave	2	1978,79
Bultmann, Kurt	4	1996-99
Bunnell, David	1	2007
Burg, Alex	2	2006,07
Burgess, J.D.	2	2007,08
Burgess, Wyatt	1	1932
Burnett, John	2	1985,86
Burnette, Bill	1	1962
Burnette, Zack	3	1958-60
Burnham, Gary	4	1994-97

C		
Player	VL	Year(s)
Cagle, Mavis	2	1945,46
Caldwell, Dave	3	1975-77
Calitri, Mike	3	1998-00
Campana, Jackson	1	2013
Campbell, Matt	4	2011-14
Campbell, Paul	1	2015
Carpenter, D.D.	1	1943
Carraway, Doug	2	1965,66
Carter, Chris	2	1992,93
Casanova, Adrian	2	2005,06
Casey, Greg	2	1963,64
Castelli, Bill	2	1979,80
Castles, Tom	2	1947,49
Cathcart, Joe	1	1934
Caugman, Kevin	2	2011,12
Chalk, Brad	3	2005-07
Chamblee, Lawrence	2	1929,30
Chapman, Tommy	3	1963-65
Charpia, Rusty	3	1986,88,89
Chastain, Billy	1	1988
Chavous, Clarence	3	1933-35
Childs, Ryan	3	2000-02
Clackum, Scott	2	1997,98

Clark, Harold	2	1932,33
Clark, Sean	1	2006
Cleveland, Tom	1	1947
Cline, Steve	2	1973,74
Cline, Ty	2	1959,60
Clyne, Stephen	3	2005-07
Coakley, Francis	3	1939-41
Coakley, George	3	1939-41
Cobb, Bill	2	1945,46
Cohen, Earl	1	1966
Coder, Chad	1	2001
Coker, Butch	3	1957-59
Coker, Homer	3	1942,43,47
Coker, Larry	3	1940-42
Coker, Ray	3	1937-39
Coker, Roy	3	1952-54
Cole, Richard	2	1933,34
Coleman, Jim	1	1955
Collins, Pat	1	1997
Colvin, Tyler	3	2004-06
Compton, George	1	1955
Cone, Mickey	1	1954
Cook, Brandt	1	1999
Cook, James	2	1929,31
Corbin, Ted	1	1992
Cordileone, Lou	1	1959
Cositore, Vince	1	1972
Costigan, Joe	4	2011-14
Courtney, M.I.	1	1936
Couture, Mike	4	1987-90
Cowart, Lawton	3	1964-66
Cox, Andrew	2	2014,15
Cox, Carol	2	1949,50
Cox, Jay	1	2011
Cram, Josh	1	2001
Cribb, Josh	4	2003-06
Crocker, Barry	1	1954
Crook, E.J.	1	1931
Crosby, Ralph	2	1937,38
Crosland, Ben	3	1952,54,55
Crouch, Roby	3	1950-52
Crowley, Jim	4	1988-91
Crownover, Matthew	3	2013-15
Croxton, Billy	2	1934,35
Cruz, Tomas	2	2009,10
Culberson, Ken	4	1948-51
Currier, Steve	1	1985
Curtis, John	1	1968

D		
Player	VL	Year(s)
D'Alessio, Andy	4	2004-07
Daniels, Fred	3	1990-92
Dantzler, Ellis	2	1965,66
Davidson, Mark	1	1982
Davis, Billy	1	1983
Davis, J.H.	1	1931,33
Dawsey, Jason	3	1993-95
Deanhardt, Luke	3	1948-50
DeBerry, Fred	3	1957-59
DeBerry, Joe	3	1989-91
Decker, J.B.	1	1931
Deese, Kyle	1	2009
Dellastatious, Andy	1	1939
Delk, Trey	2	2008,09
DeLoach, Arthur	1	1937
DeMaino, L.J.	1	2002
Demarest, Alan	3	1968-70
Demmink, Herman	4	2003-06
DeMoura, Eric	4	1994-97
Dempsey, A.G.	1	1951
Dempsey, Bob	1	1959
Dillon, Scott	2	1985,86
Dinneen, John	2	1966,67
Dixon, Eddie	2	1969,70
Dobson, Clyde	2	1939,40
Douglass, Jesse	1	1999
Drake, Johnny	1	1956
Duffie, Will	3	1994-96
Duggar, Steven	3	2013-15
Duke, Bill	3	1980-82
Dunlap, George	1	1928
Dunlap, Gene	1	1966
Dunster, Mike	4	2011-14
Durham, W.S.	2	1934,35
Dwyer, Chris	1	2009

E		
Player	VL	Year(s)
Eckert, Tony	3	1973-75
Edwards, Jim	2	1937,38
Eggleston, Jamie	4	1992-95
Ellis, Brian	4	1997-00
Ellisor, Dave	3	1961-63
Embler, Jason	4	1994-97
Epps, Chris	4	2008-11
Erwin, Zack	3	2013-15

Eskew, Henry	1	1928
Eskew, Jerry	1	1968
Evans, Garrick	3	2002-04
Evans, Jim	2	1951,52
Everett, Brady	2	2003,04
Eydenberg, Mike	2	1993,94

F		
Player	VL	Year(s)
Fahney, Gary	1	1976
Fairey, Burke	4	1985-88
Farina, Alan	1	2007
Faris, Stephen	3	2004-06
Faw, Brian	2	1989,90
Felder, Brad	1	2012
Ferguson, Jesse	1	2005
Fidrych, Chris	2	2005,07
Fiorenza, Drew	2	2005,06
Firth, Scott	4	2010-13
Fish, Barry	1	1963
Fisher, Jeff	1	1985
Fisher, Leo	3	1943,47,48
Fitzsimmons, Pat	3	1973-75
Fleming, Ray	2	1946,47
Fletcher, Jake	1	2011
Foley, Bill	3	1975-77
Folger, Al	3	1936-38
Ford, Bill	2	1950,51
Fordham, Angus	2	1930,31
Foster, Chuck	2	1990,91
Fox, R.H.	1	1938
Frank, Kyle	4	1999,01-03
Frantz, Tim	1	1995
Frazier, Ron	3	1988-90
Frederick, Alex	3	2009-11
Freeman, Eddis	1	1945
Freeman, Mike	3	2008-10
Freeman, Todd	1	1978
Fulton, Jay	2	1983,84

G		
Player	VL	Year(s)
Gaddis, Bob	2	1948,49
Gaddis, C.J.	1	2004
Gaines, Roger	3	1952,53,55
Gallagher, Glenn	2	1980,81
Galloway, Paul	4	1993-96
Gambrell, Sam	1	1957



LETTERMEN



JEFF HAHN LETTERED
FOUR TIMES (2002-05).

Garrison, Dave	1	1956
Gerhardt, Rusty	4	1969-72
Gibson, Maleeke	2	2013,15
Gibson, Nelson	3	1966-68
Gilbert, Jeff	3	1981-83
Gillespie, Frank	4	1943,47-49
Glaser, Nick	2	2000,01
Good, Jay	3	1941-43
Gossett, Daniel	3	2012-14
Graham, Lindsay	4	1970-73
Green, Steve	1	1985
Green, Zane	4	2001-04
Greene, Khalil	4	1999-02
Griffith, William	4	1947-50
Grogan, R.L.	1	1946
Guin, Greg	3	1979-81
Gullickson, Craig	2	2008,09

H		
Player	VL	Year(s)
Hackett, Roger	1	1982
Hackley, Trent	2	1991,92
Hahn, Jeff	4	2002-05
Hair, Billy	1	1951
Hall, Ben	2	2005,06
Hall, Charlie	1	1952
Hamilton, Hines	1	1948
Hamilton, Lin	4	1971-74
Hampton, Mike	2	1993,94
Harbeson, Gene	3	1961-63
Harbin, Taylor	3	2005-07
Harman, Casey	3	2008-10
Harrelson, Paul	4	2000-03
Harris, Jason	2	1998,99
Harrison, Donovan	1	1998
Harrison, Robert	1	1955
Harvey, Kris	3	2003-05
Haselden, David	4	2009-12
Hauser, Scott	3	1995-97
Hawkins, Ty	1	1987
Haynes, Richard	4	1971-74
Hazle, Jim	1	1947
Hazle, Joe	1	1947
Heap, Edward	3	1934,36,37
Heck, Chris	1	1999
Heffernan, Bert	4	1985-88
Helms, Garry	1	1967
Hendley, Bailey	3	1958-60
Hendley, Dick	3	1949-51
Hendricks, Pete	2	1971,72

Hendrix, W.C.	1	1937
Henrie, Matt	3	1999,01,02
Herring, James	2	1942,43
Hess, David	1	1982
Hester, Ricky	2	1982,83
Hewitt, Batson	2	1929,30
Heyward, Robert	3	1936-38
Hicks, J.C.	2	1951,52
Hilderbrand, Nolten	2	1952,54
Hines, J.R.	1	1951
Hinson, John	3	2008,10,11
Hinson, Randy	3	1934-36
Hinson, Ryan	4	2006-09
Hoffman, Doug	3	1957-59
Hoffman, Gordon	1	1930
Hoffman, John	2	1931,32
Hogan, Doug	4	2005-08
Hogan, Patrick	4	2001-04
Holland, Eddie	3	1968-70
Holliday, Winston	3	1940-42
Holstad, Brian	4	1997-00
Holtz, Mike	4	1991-94
Hood, H.R.	2	1933,35
Hoover, Alan	3	1976-78
Hoover, Donnie	2	1982,83
Horton, Frank	2	1939,40
Hourigan, Jeff	2	2002,03
Howard, Chris	2	2005,06
Hub, Ryan	4	2000,02-04
Hubbard, Bob	1	1957
Hudgins, Tom	3	1968-70
Huggins, Elmer	1	1960
Huggins, Mike	3	1986,87,89
Hughes, Bob	4	1945,49-51
Hughes, Jerald	1	1972
Humphries, Leonard	3	1954-56
Hussey, Dick	1	1953

I		
Player	VL	Year(s)
Ing, Charlie	3	1972-74
Ingram, John	3	2004-06
Irick, Ed	3	1939-41

J		
Player	VL	Year(s)
Jackson, Steven	4	2001-04
Jackson, Tony	3	1963-65
James, Bill	3	1966-68
Jay, John	4	1984-87

Jersild, Aaron	4	1988,90-92
Jessen, Herb	3	1940,42,43
Johnson, Addison	4	2007,09-11
Johnson, Johnny	2	1968,70
Johnson, Laval	3	1967-69
Johnson, Michael	4	2000-03
Jolly, Robert	1	2015
Jones, Jimmy	1	1948
Jones, Johnny	2	1962,63
Joyce, Hardin	2	1947,49
Joye, Charlie	2	1943,46
Joye, J.D.	1	1931
Jordan, J.J.	1	1942
Justus, Johnny	1	1929

K		
Player	VL	Year(s)
Kaltenbach, Leo	1	1955
Kane, Jeff	1	1999
Kearse, H.H.	1	1932
Kea, Hootie	3	1949-51
Kendall, Chet	2	1990,91
Kennedy, Shane	2	2013,14
Kent, Mike	3	2010,12,13
Kenyon, Bobby	3	1978-80
Keppen, Jeff	2	1993,94
Key, Jimmy	3	1980-82
Khouri, Pete	2	1976,77
Kieboom, Spencer	3	2010-12
Kimbrell, Mike	4	1988-91
King, Don	1	1953
King, H.T.	1	1943
Kingsmore, Doug	3	1952-54
Klosterman, Ryan	1	2001
Knoebel, Fred	3	1950-52
Koch, Billy	3	1994-96
Koerner, Brody	3	2013-15
Kopp, David	3	2005-07
Kowitz, Brian	3	1988-90
Krall, Pat	1	2015
Krieger, Tyler	3	2013-15
Kuester, Steve	3	1968-70
Kyle, Kevin	1	2010

L		
Player	VL	Year(s)
LaBella, Barney	1	1975
Lakey, Ed	1	1958
Lam, Elmo	3	1961-63
Lamb, Will	3	2009-11

LaMura, B.J.	3	2000-02
Landers, Bill	1	1955
Landrum, Joe	2	1946,47
Lawton, John	1	1992
Laycock, Bobby	1	1983
LeCroy, Bradley	4	1997-00
LeCroy, Matthew	3	1995-97
Lee, Alex	2	2007,08
Lee, Harry	1	1935
Lee, Larry	2	1973,74
Leggett, Tanner	2	2005,06
Lemaster, Dave	4	1980-83
Leone, Dominic	3	2010-12
Lindsay, Herbert	1	1945
Livingston, Doug	2	1995,96
Lockhart, Mike	3	1989,91,92
Locklair, Pop	1	1941
Lodgek, Ed	1	1966
Lomax, Nicky	3	1961-63
Lombardi, Justin	1	1999
Long, Jake	2	2014,15
Looper, Tom	1	1946
Lovorn, Garrett	1	2014
Lowder, Clayton	2	1959,60
Lowell, Bob	3	1964,65,67
Lowery, Phillip	3	1986-88
Lumsden, Tyler	3	2002-04
Lynn, Dave	2	1960,61
Lynn, Kevin	2	2000,01
Lyon, Tommy	2	1962,63

M		
Player	VL	Year(s)
Macrina, Eric	4	1988-91
Magill, Richard	3	1928-30
Mahaffey, Clay	2	1928,29
Mahoney, Collin	3	2002-04
Mahoney, Mike	2	1975,81
Mahony, Bob	2	1975,76
Malec, Mark	1	1975
Malkmus, David	1	1977
Mallon, Tom	2	1983,84
Marchal, Doug	2	1986,87
Marsella, Ben	2	1963,64
Marsh, Bill	1	1957
Martin, Alex	3	2006-08
Martin, Bill	3	1942,43,47
Martin, Glenn	2	1982,83
Martin, Lynn	1	1983
Martin, Walter	1	1928

Masone, Tony	2	1978,79
Mathews, Ray	4	1948-51
Matthews, Houston	2	1976,77
Matz, Brian	3	1994-96
Mazey, Randy	4	1985-88
McCall, Jack	3	1964-66
McCall, Mike	1	1967
McCann, Brad	2	2003,04
McClellan, Dexter	2	1993,94
McCollom, Jim	4	1982-85
McCray, Ontrell	2	1996,97
McDaniel, Mark	1	1976
McDonald, Leon	2	1957,58
McGee, Joe	1	1946
McGibbon, Jon	4	2011-14
McKay, Ray	4	1948-51
McKinney, Clinton	2	2008,09
McLaurin, Charles	2	1951,52
McMakin, Lynwood	2	1946,47
McMillan, Raiford	1	1929
McMillon, Billy	3	1991-93
Meekins, Larry	2	1974,75
Melzer, Scott	3	1991-93
Meyer, Jonathan	4	2010-13
Milchin, Mike	3	1987-89
Miller, Bob	1	1933
Miller, Brad	3	2009-11
Miller, David	3	1993-95
Miller, Jeff	4	1990-93
Miller, Seth	2	2001,02
Miller, Scott	2	1991,92
Mimms, Charlie	3	1942,43,46
Mitchell, D.J.	3	2006-08
Monahan, Shane	3	1993-95
Monin, Andy	4	1991-94
Moore, Gene	4	1946-49
Moore, Jack	1	1947
Moore, Joseph	1	1928
Moore, L.H.	1	1946
Moore, Ronnie	2	1964,65
Moorefield, Joseph	4	2010-13
Mork, Hoby	1	1993
Morris, Bobby	2	1953,54
Morris, Jeff	4	1990-93
Morris, Tim	1	2007
Morris, Wyman	3	1952-54
Morrow, Sam	1	1951
Moskos, Daniel	3	2005-07
Mottl, Ryan	4	1997-00
Mounce, Richard	1	2009
Moyer, Drew	2	2014,15
Munroe, Buddy	1	2007
Murphy, Brett	1	2003
Murr, Jack	1	1974
Murray, Joe	1	1952
Musselman, Ron	2	1976,77
Myers, Doby	1	1956
Myers, Pete	3	1965-67

N		
Player	VL	Year(s)
Nester, John	3	2008-10
Nilsson, Steve	3	1976-78
Nimmer, W.A.	1	1930
Nivens, H.B.	2	1929,30
Nixon, Buddy	2	1962,64
Norris, Bobby	1	1959
Northrup, Kevin	4	1989-92
Nystrom, Peter	1	1998

O		
Player	VL	Year(s)
Oakley, Frank	1	1963
O'Dell, Billy	3	1952-54
Ogburn, Mac	1	1962
Okey, Chris	2	2014,15
Olson, Dave	2	1961,62
O'Quinn, Jim	2	1955,56
Owen, Jim	2	1955,56
Owen, W.H.	1	1945
Owens, Jimmy	1	1964
Owens, Randy	1	1973

P		
Player	VL	Year(s)
Pack, Tommy	2	1964,66
Padgett, Matt	3	1996-98
Pagliei, Joe	1	1953
Paradis, Mike	3	1997-99



LETTERMEN

Parker, Ace	2	1940,41
Parker, Kyle	3	2008-10
Parker, Tim	3	1987,88,90
Parkins, R.A.	2	1931,32
Parmer, Bill	3	1965-67
Parrish, Scott	3	1981,83,84
Parsons, Jeff	1	1997
Pasqualini, Charlie	2	1960,61
Patterson, Choppy	1	1960
Paulling, Bob	3	1981,83,84
Paulsen, Ben	3	2007-09
Pavilack, Harry	2	1960,61
Pawlowski, John	3	1983-85
Pawlowski, John A.	3	1989-91
Pearman, Deas	1	1928
Pearman, Fred	2	1928,29
Peele, Tim	4	1988-91
Peltz, Pete	2	1977,78
Pennington, Clyde	1	1935
Phillips, Chad	4	1990-93
Pickens, Bob	1	1940
Pierce, Gene	3	2003-05
Pinder, Chase	1	2015
Player, W.W.	1	1929
Poe, Sam	2	1959,60
Pohl, Phil	4	2009-12
Pohle, Kevin	4	2011,12,14,15
Pomeranz, Mike	2	1987,88
Porter, Chuck	3	1974-76
Powers, Scott	3	1981,83,84
Priester, Buck	3	1930-32
Pritchard, Daniel	3	2003-05

Pritchett, Jesse	2	1936,37
Proctor, Landrum	3	1931-33
Prophet, Bill	4	1970-73
Proto, Mike	4	1998-01
Pruitt, June	1	1946
Pulaski, Mike	2	1973,74
Pumphrey, Ed	1	1964
Pyzik, Steve	4	2000-03

Q		
Player	VL	Year(s)
Qualters, Tommy	4	1975-78
Quinn, Andrew	1	1946
Quinn, Dewey	2	1946,47
Quinn, Winston	1	1946
Quintrell, Randy	4	1974-77

R		
Player	VL	Year(s)
Ramey, Endel	2	1930,31
Reader, D.J.	1	2013
Reames, Joe Don	1	1999
Reba, Steve	4	1999-02
Reese, Gerald	1	1960
Rentz, Luther	3	1942,43,47
Renwick, Adam	1	2015
Rhinehardt, James	1	1932
Rhodes, Rusty	2	1995,96
Rhue, Mike	1	1998
Rice, Tim	2	1983,84
Richard, Steve	1	2006
Richey, John	2	1935,36

Richey, R.M.	2	1933,34
Ricketts, Art	1	1961
Rigsby, Tim	2	1989,90
Riley, Ryan	1	2000
Riley, Stick	2	1945,46
Rivers, Ivey	2	1932,33
Roberson, Craig	4	1980-83
Robinson, Jerome	2	1995,96
Rohlman, Reed	1	2015
Rohrbaugh, Robert	3	2003-05
Roller, Jimmy	3	1959-61
Roper, Doug	3	1996,98,99
Ross, Jack	1	1946
Rowland, Joey	2	1986,87
Russ, Frank	4	1980-83
Russell, Don	3	1968-70
Russell, J.M.	1	1945
Ryan, Lanny	2	1960,62

S		
Player	VL	Year(s)
Sampson, Pete	1	1975
Sanders, Henry	1	1946
Sanders, Matt	2	2008,09
Sanders, Smiley	2	1972,73
Santangelo, Lou	1	2004
Santivasci, Jerome	4	1985,87-89
Sargent, Dick	2	1963,64
Sarratt, Justin	5	2007-11
Satterfield, Shawn	2	1992,93
Sauve, Jeff	4	1992-95
Saylors, Robby	2	1952,53

Schaus, Jeff	4	2008-11
Schmidt, Clate	3	2013-15
Schmidt, Jarrod	3	2000-02
Schmitt, Paul	3	1977-79
Schnabel, Brock	2	2007,08
Schnell, Alex	1	2015
Schnell, Kyle	1	2013
Schroeder, Bill	3	1977-79
Schroeder, Bryan	3	1994,95,97
Scott, Ray	2	1996,97
Seibert, Kurt	3	1974-76
Severs, Johnny	3	1969-71
Sexton, Jay	2	1980,81
Shaffer, Richie	3	2010-12
Sharman, Howard	2	1964,67
Sheaffer, Danny	1	1980
Shealy, Don	3	1955-57
Shealy, Lonnie	2	1954,55
Shepard, David	1	1996
Sherard, Hale	1	1947
Sheriff, Glenn	1	1956
Sherman, Joe	3	1932-34
Shore, Henry	3	1934-36
Shumake, Brooks	3	1982-84
Siepe, Jeff	1	1970
Simons, Neil	4	1977-80
Simpson, J.A.	1	1951
Singleton, Justin	3	1998-00
Sipp, Tony	1	2004
Slaton, Tyler	4	2012-15
Slevin, David	2	2002,03
Smith, Brodie	1	1994
Smith, Bryan	2	1981,82
Smith, Buster	3	1967-69
Smith, Dale	2	1964,65
Smith, Joe	1	1955
Smith, Jon	3	2000-02
Smith, Marquez	2	2006,07
Smith, Romaine	2	1930,31
Smith, Tad	2	1990,91
Smith, Tommy	1	1985
Snipes, G.L.	2	1938,39
Snyder, Brian	3	1977-79
Spears, Derek	2	1984,85
Spiers, Bill	3	1985-87
Spiers, Bud	3	1957-59
Spiers, Michael	4	1988-91
Spies, Adam	1	1997
Sprouse, Dave	2	1959,60
Squires, Bob	1	1984
Stanley, Henrí	4	1997-00
Steele, Bill	3	1985-87
Stefan, Todd	4	1988-91
Stewart, Randy	1	1971
Stidham, Ryan	1	1991
Stolz, Jason	4	2009-12
Stone, Casey	4	1998-01
Stone, George	2	1984,85
Stoneburner, Graham	2	2008,09
Storrier, Travis	3	2004-06
Stowe, Harold	3	1957-59
Stroud, Dan	2	1947,49
Sturgeon, Chris	1	1993
Suggs, Dick	1	1959
Sullivan, Hank	1	1943
Sullivan, Mike	3	1977-79
Surber, Jon	1	2011
Sutton, George	3	1964-66
Swails, Armstrong	2	1934,35
Swanner, Jamie	1	1983
Swetenburg, Dick	4	1953-56

T		
Player	VL	Year(s)
Taulbee, Andy	3	1992-94
Taylor, Joe	2	1992,93
Taylor, Joey	2	1961,62
Templeton, Jim	1	1957
Terrill, Brett	2	1974,75
Teufel, Tim	2	1979,80
Thompson, Tommy	2	1985,86
Thrailkill, Josh	3	2007,09,10
Threadgill, Henry	4	1986-89
Timmerman, J.A.	1	1945
Toney, Wales	1	2014
Toth, Bill	2	1955,56
Trapp, Billy	3	1978-80
Triller, Mike	3	2013-15
Triplett, Russell	4	2001-04

Tripp, David	3	1988-90
Trolia, Aaron	1	2003
Troutman, John	2	1934,35
Truluck, John	2	1939,40
Tucker, Steve	4	1973-76
Tyler, H.H.	1	1945

U		
Player	VL	Year(s)
Ulmer, Reed	1	1948
Ulnick, Burton	1	1945
Underwood, J.F.	1	1936
Urrico, Anthony	1	2001

V		
Player	VL	Year(s)
Valiente, Roberto	2	2002,03
Van Dyke, Steve	4	1980-83
Van Horn, Hunter	1	2015
Van Volkenburg, Dave	4	1969-72
Vaughn, Matt	4	2006-09
Verner, A.C.	1	1937
Veronee, Jack	1	1961
Vessell, Jeff	1	1999
Vetzel, Taylor	1	2015
Vincent, Damon	2	1961,62
Vining, Ken	3	1994-96

W		
Player	VL	Year(s)
Waldrop, Kenny	1	1966
Walker, Adam	1	2003
Walling, Denny	1	1975
Ward, Adam	3	2007-09
Ward, Mike	2	1969,70
Ward, Ryan	2	1995,96
Waters, Keith	3	1966-68
Watkins, G.L.	1	1951
Watson, Charlie	3	1965-67
Watson, Mark	2	1994,95
Watson, Nat	3	1929-31
Watson, Reed	2	1966,68
Weeks, Calvin	4	1969-72
Weems, Billy	4	1977-80
Weismann, Scott	3	2009-11
Welch, Scott	2	1986,87
Werner, Brian	1	1996
Wharton, Drew	1	2015
Whitaker, Oliver	4	1984-87
White, Craig	4	1969-71,73
White, Eli	2	2014,15
White, Matt	3	1996-98
Whitfield, Larry	1	1967
Whitfield, Mike	2	1968,69
Widmann, Stan	4	2005-08
Wiles, Lee	2	1982,83
Wilkerson, Steve	4	2011-14
Williams, David	1	2005
Williams, Keith	2	1991,92
Williams, Ray	4	1984-87
Williams, Rodney	3	1993,95,96
Williams, Steve	4	1984-87
Williams, Walter	1	1928
Wilson, Larry	3	1956-58
Wilson, Mitch	2	1983,84
Wilson, Rick	1	1971
Wilson, Weston	2	2014,15
Winchester, Scott	3	1993-95
Wingo, Billy	4	1974-77
Wisniewski, Gene	2	1977,78
Woessner, Dave	3	1977-79
Woodruff, Foggy	1	1930
Wrenn, David	1	1965
Wright, Charlie	2	1942,43
Wyatt, Steve	3	1974-76

Y		
Player	VL	Year(s)
Young, Rick	2	1969,70
Youngman, Steve	2	1978,79

Z		
Player	VL	Year(s)
Ziegler, Michael	3	1928-30
Zocchi, P.J.	3	2005-07
Zoltak, Matt	2	2007,08
Zupa, Ron	3	1966-68

Note: Returning players in **bold**.



JASON STOLZ LETTERED
FOUR TIMES (2009-12).



YEAR-BY-YEAR STARTING LINEUPS

1896 (0-2 OVERALL) - NA

1897 - NO TEAM

1898 (2-4 OVERALL)

Pos.	Starter	Cl.
C	Thomas Shaw	Fr.
1B	Harry Gray	So.
2B	M.N. Hunter	Fr.
SS	Columbus Mauldin	So.
3B	J.W. Odiorne	Fr.
LF	J.C. Wertz	Fr.
CF	J.M. Blain	Sr.
RF	L. Boykin	So.

Pos.	Starter	Cl.	W-L
P	John McMakin	Fr.	1-4

1899 (4-3 OVERALL)

Pos.	Starter	Cl.
C	Thomas Shaw	So.
1B	Harry Gray	Jr.
2B	M.N. Hunter	So.
SS	Columbus Mauldin	Jr.
3B	J.W. Odiorne	So.
LF	A.B. Cole	So.
CF	T.P. Rutledge	So.
RF	J.F. Lanham	So.

Pos.	Starter	Cl.	W-L
P	John McMakin	So.	4-3

1900 (8-2 OVERALL)

Pos.	Starter	Cl.
C	J.F. Lanham	Jr.
1B	Harry Gray	Sr.
2B	M.N. Hunter	Jr.
SS	Greaton Bamberg	So.
3B	J.D. Hughey	So.
LF	T.N. Gaines	So.
CF	Columbus Mauldin	Sr.
RF	G.R. Barksdale	Fr.

Pos.	Starter	Cl.	W-L
P	John McMakin	Jr.	7-1
P	Walt Coles	So.	1-1

1901 (10-2-1 OVERALL)

Pos.	Starter	Cl.
C	G.R. Barksdale	So.
1B	J.D. Hughey	So.
2B	M.N. Hunter	Sr.
SS	F.R. Dingle	Fr.
3B	Fred Pearman	Jr.
LF	Walt Coles	Jr.
CF	Greaton Bamberg	Jr.
RF	Bill Chisolm	So.

Pos.	Starter	Cl.	W-L
P	Vet Sitton	So.	5-2
P	John McMakin	Sr.	3-0
P	Walt Coles	Jr.	2-0

1902 (9-3 OVERALL)

Pos.	Starter	Cl.
C	John Maxwell	So.
1B	Thomas Shaw	Sr.
2B	Bill Chisolm	Jr.
SS	J.H. Rodgers	Fr.
3B	Fred Pearman	Sr.
LF	Walt Coles	Sr.
CF	G.R. Barksdale	Jr.
RF	J.W. Gantt	Sr.

Pos.	Starter	Cl.	W-L
P	Vet Sitton	Jr.	7-2
P	J.W. Gantt	Sr.	1-0
P	Walt Coles	Sr.	1-1

1903 (9-1 OVERALL)

Pos.	Starter	Cl.
C	John Maxwell	Jr.
1B	L.S. Wood	So.
2B	John Caldwell	So.
SS	John Coggins	So.
3B	J.H. Rodgers	So.
LF	Bill Chisolm	Sr.
CF	J. Dendy	Fr.
RF	Joel Wier	Jr.

Pos.	Starter	Cl.	W-L
P	Vet Sitton	Sr.	6-0
P	J. Dendy	Fr.	3-1

1904 (8-5-1 OVERALL)

Pos.	Starter	Cl.
C	John Maxwell	Sr.
1B	O. McKinney	Fr.
2B	John Caldwell	Jr.
SS	John Coggins	Jr.
3B	J.H. Rodgers	Jr.
LF	H.B. Ellis	Fr.
CF	J. Dendy	So.
RF	Joel Wier	Sr.

Pos.	Starter	Cl.	W-L
P	J. Dendy	So.	5-3
P	Phillip Sitton	So.	3-2

1905 (6-8-1 OVERALL)

Pos.	Starter	Cl.
C	Titus Bissel	So.
1B	Gil Ellison	Jr.
2B	Thomas Robertson	So.
SS	John Goggans	Sr.
3B	J.G. Holland	So.
LF	Orville Bissel	So.
CF	J.H. Gibbs	Fr.
RF	J.H. Barksdale	Jr.

Pos.	Starter	Cl.	W-L
P	A.B. Means	Fr.	2-0
P	W.E. Cheatham	Fr.	2-3
P	F.M. Routh	Jr.	2-5

1906 (6-10-1 OVERALL)

Pos.	Starter	Cl.
C	Titus Bissell	Jr.
1B	Gil Ellison	Sr.
2B	Thomas Robertson	Jr.
SS	A.S. Goss	Fr.
3B	Thomas Ellison	Sr.
LF	C.A. McFadden	Fr.
CF	Arthur Lee	So.
RF	Henry Lykes	Jr.

Pos.	Starter	Cl.	W-L
P	J.W. Waldrop	Fr.	3-4
P	Jennings Gelzer	Sr.	2-3
P	W.E. Cheatham	So.	1-3

1907 (9-7-1 OVERALL)

Pos.	Starter	Cl.
C	Titus Bissell	Sr.
1B	Striker Coles	So.
2B	Arthur Lee	Jr.
SS	Thomas Robertson	Sr.
3B	Paul Bissell	Fr.
LF	Orville Bissell	Sr.
CF	J.H. Barksdale	Sr.
RF	Henry Lykes	Sr.

Pos.	Starter	Cl.	W-L
P	C.B. Farmer	Fr.	5-3
P	Thomas Robertson	Sr.	3-1
P	C.W. Wannamaker	Sr.	1-2

1908 (6-11 OVERALL)

Pos.	Starter	Cl.
C	J.M. Wylie	Jr.
1B	Striker Coles	Jr.
2B	James Kirby	So.
SS	L.J. Goodman	Fr.
3B	Paul Bissell	So.
LF	J.E. Brown	So.
CF	Arthur Lee	Sr.
RF	J.F. Sherard	Fr.

Pos.	Starter	Cl.	W-L
P	L.S. Stokes	Fr.	2-1
P	Eugene Wood	Jr.	2-1
P	C.B. Farmer	So.	1-6

1909 (10-12 OVERALL)

Pos.	Starter	Cl.
C	Bill Connelly	So.
1B	Robert Henderson	Jr.
2B	James Kirby	Jr.
SS	L.J. Goodman	So.
3B	Striker Coles	Sr.
LF	J.F. Sherard	So.

CF	T.A. Jeffords	So.
RF	J.T. Cochran	Fr.

Pos.	Starter	Cl.	W-L
P	Eugene Wood	Sr.	5-6
P	J.W. Waldrop	So.	2-1
P	H.F. Rivers	Fr.	2-3

1910 (10-11 OVERALL)

Pos.	Starter	Cl.
C	Stark Sullivan	Sr.
1B	Robert Henderson	Sr.
2B	James Kirby	Sr.
SS	S.Y. Tupper	Fr.
3B	Fred McCown	Jr.
LF	Bill Connelly	Jr.
CF	H.F. Rivers	So.
RF	J.T. Cochran	So.

Pos.	Starter	Cl.	W-L
P	H.F. Rivers	So.	4-0
P	Fred Schroeder	So.	2-2
P	George Lachicotte	Jr.	1-6

1911 (13-10 OVERALL)

Pos.	Starter	Cl.
C	Joel Bates	Jr.
1B	H.M. Thomas	Fr.
2B	G.D. Harris	Fr.
SS	S.Y. Tupper	So.
3B	Fred McCown	Sr.
LF	Bill Connelly	Sr.
CF	H.F. Rivers	Jr.
RF	J.T. Cochran	Jr.

Pos.	Starter	Cl.	W-L
P	Doc Ezell	So.	5-3
P	George Lachicotte	Sr.	5-3
P	Fred Schroeder	Jr.	3-2

1912 (11-6 OVERALL)

Pos.	Starter	Cl.	BA
C	G.W. Yeargin	Fr.	.226
1B	H.M. Thomas	So.	.175
2B	James Hiers	Jr.	.290
SS	Ralph Cureton	Fr.	.222
3B	Marion Coles	Jr.	.222
LF	Fred Schroeder	Sr.	.182
CF	H.F. Rivers	Sr.	.258
RF	James Martin	Sr.	.300

Pos.	Starter	Cl.	W-L
P	Doc Ezell	Jr.	7-3
P	James Martin	Sr.	2-1
P	Fred Schroeder	Sr.	2-1

1913 (13-5 OVERALL)

Pos.	Starter	Cl.	BA
C	George Browne	Jr.	.196
1B	Clare Webb	So.	.288
2B	Sam Hutto	So.	.364
SS	Ralph Cureton	So.	.395
3B	Marion Coles	Sr.	.186
LF	C.L. Walker	Fr.	.261
CF	James Hiers	Sr.	.250
RF	Leland Tarrant	So.	.281

Pos.	Starter	Cl.	W-L
P	Doc Ezell	Sr.	9-2
P	Carroll Anderson	Fr.	4-3

1914 (16-6 OVERALL)


Pos.	Starter	Cl.	BA
C	George Browne	Sr.	.250
1B	Claire Webb	Jr.	.366
2B	Sam Hutto	Jr.	.242
SS	Ralph Cureton	Jr.	.396
3B	Harry Parker	Sr.	.280
LF	Claude Iler	Jr.	.238
CF	Leland Tarrant	Jr.	.254
RF	Bill Harris	Fr.	.288

Pos.	Starter	Cl.	W-L
P	A.B. Schachte	So.	7-2
P	C.J. Gaulden	Fr.	7-3

1915 (13-7 OVERALL)

Pos.	Starter	Cl.	BA
C	Bill Harris	So.	.269

VET SITTON HAD AN
18-4 RECORD AT THE
TOP OF THE PITCHING
STAFFS FROM 1901-03.



YEAR-BY-YEAR STARTING LINEUPS

1B	Lucius James	Fr.	.203
2B	Charles Major	Jr.	.203
SS	Ralph Cureton	Sr.	.458
3B	Norm McMillan	Jr.	.342
LF	Leland Tarrant	Sr.	.224
CF	Claude Iler	Sr.	.345
RF	Carroll Anderson	Jr.	.333

Pos.	Starter	Cl.	W-L
P	A.B. Schachte	So.	4-4
P	Robert Thornton	Sr.	3-2
P	Stephen Richards	Sr.	2-1

1916 (13-11-1 OVERALL)

Pos.	Starter	Cl.
C	Bill Harris	Jr.
1B	Lucius James	So.
2B	Charles Major	Sr.
SS	Norm McMillan	Sr.
3B	James Parker	Jr.
LF	Everett Woods	Sr.
CF	Vic Martin	Fr.
RF	Carroll Anderson	Sr.

Pos.	Starter	Cl.	W-L
P	Carroll Anderson	Sr.	5-3
P	Elmer Long	Jr.	5-4
P	Adam Richards	Jr.	3-2

1917 (13-13 OVERALL)

Pos.	Starter	Cl.	BA
C	Bill Harris	Sr.	.329
1B	Lucius James	Jr.	.231
2B	A.M. Dorn	So.	.255
	Sam Peters	Jr.	.108
SS	James Parker	Sr.	.333
3B	Emmett Jordan	So.	.163
LF	Albert McMeekin	Jr.	.200
CF	Walter Herron	Sr.	.158
RF	James Gee	Sr.	.247

Pos.	Starter	Cl.	W-L
P	A.B. Chapman	Fr.	4-3
P	Adam Richards	Sr.	4-4
P	Elmer Long	Sr.	3-6

1918 (11-6 OVERALL)

Pos.	Starter	Cl.
C	Stumpy Banks	Jr.
1B	Lucius James	Sr.
2B	L.P. Thackston	Jr.
SS	Emmett Jordan	Jr.
3B	Lorenzo Harris	Fr.
LF	Gene Richbourg	So.
CF	Albert McMeekin	Sr.
RF	James Bankhead	Jr.

Pos.	Starter	Cl.	W-L
P	Gillespie Thrower	Jr.	5-2
P	R.E. Atkinson	Fr.	4-3
P	Floyd Garrison	So.	1-1

1919 (6-15-1 OVERALL)

Pos.	Starter	Cl.	BA
C	Stumpy Banks	Sr.	.234
1B	James Bankhead	Sr.	.299
2B	Wade Woodward	Fr.	.140
SS	Emmett Jordan	Sr.	.228
3B	Lorenzo Harris	So.	.154
LF	Gene Richbourg	Jr.	.255
CF	O.S. Poe	Fr.	.260
RF	R.E. Atkinson	So.	.384

Pos.	Starter	Cl.	W-L
P	Gillespie Thrower	Sr.	4-6
P	Wilbur Booser	Fr.	1-2
P	R.E. Atkinson	So.	1-4

1920 (4-15 OVERALL)

Pos.	Starter	Cl.	S	PS	BA
C	W.M. Hagood	So.	19	19	.031
1B	Sam Boone	So.	14	14	.116
2B	Wade Woodward	So.	14	14	.178
SS	G.W. Hartzel	So.	14	14	.298
3B	Lorenzo Harris	Jr.	19	19	.232
LF	Gene Richbourg	Sr.	15	10	.333
CF	Nathan Salley	So.	19	15	.256
RF	Clarence Owens	Jr.	16	16	.177

Pos.	Starter	Cl.	S	W-L
P	James Owens	Jr.	7	2-5
P	Wilbur Booser	So.	7	1-6
P	John Sweedenberg	So.	3	1-2

1921 (5-14 OVERALL)

Pos.	Starter	Cl.
C	D. McPherson	Fr.
1B	Sam Boone	Jr.
2B	Wade Woodward	Jr.
SS	Thomas Crosland	Jr.
3B	Jones	So.
LF	Reese Herron	Jr.
CF	Nathan Salley	Jr.
RF	Clarence Owens	Sr.

Pos.	Starter	Cl.	S	W-L
P	Wilbur Booser	Jr.	9	3-6
P	Edward Davis	So.	7	1-6

1922 (10-8 OVERALL)

Pos.	Starter	Cl.	S	PS	BA
C	Sam Boone	Sr.	9	9	.095
1B	B.R. Turnipseed	Fr.	18	18	.271
2B	Wade Woodward	Sr.	18	18	.196
SS	Nathan Salley	Sr.	18	18	.240
3B	Bill Murr	Fr.	18	18	.196
LF	Reese Herron	Sr.	18	18	.317
CF	Jim Gibson	Sr.	16	16	.115
RF	T.J. Reames	Jr.	18	18	.241

Pos.	Starter	Cl.	S	W-L
P	John Swetenburg	Sr.	7	3-2
P	Flint Rhem	So.	7	3-4
P	Edward Davis	Jr.	2	2-0
P	Wilbur Booser	Sr.	2	2-2

1923 (13-8-1 OVERALL)

Pos.	Starter	Cl.	S	PS	BA
C	Julian Keel	So.	15	15	.165
1B	Bill Murr	So.	15	15	.195
2B	James Richards	Sr.	22	22	.236
SS	George Cox	So.	22	22	.276
3B	Lucas Melton	So.	20	20	.257
LF	Sam Harmon	So.	15	15	.158
CF	T.J. Reames	Sr.	22	21	.387
RF	Charles Vincent	Sr.	22	21	.162

Pos.	Starter	Cl.	S	W-L
P	Flint Rhem	Jr.	10	7-2
P	Ralph Gibson	So.	7	5-3
P	John Crosland	Sr.	3	1-2

1924 (6-10 OVERALL)

Pos.	Starter	Cl.	S	PS	BA
C	Julian Keel	Jr.	9	9	.272
1B	Bill Murr	Jr.	16	14	.274
2B	R.L. Ziegler	Jr.	10	10	.154
SS	George Cox	Jr.	16	16	.250
3B	Lucas Melton	Jr.	16	14	.221
LF	J.C. Felder	So.	12	12	.143
CF	Sam Harmon	Jr.	16	14	.274
RF	Luke J. Salley	So.	14	10	.167

Pos.	Starter	Cl.	S	W-L
P	Charlie Garrison	Sr.	7	2-5
P	George Smith	So.	5	3-2
P	Sam Harmon	Jr.	2	1-1


1925 (11-14 OVERALL)

Pos.	Starter	Cl.	S	PS	BA
C	Clarence McGill	Jr.	15	15	.243
1B	Bill Murr	Sr.	22	21	.305
2B	James Herron	So.	25	25	.263
SS	George Price	So.	25	25	.253
3B	Luke J. Salley	Jr.	17	16	.271
LF	James Milling	So.	17	15	.232
CF	Sam Harmon	Sr.	22	15	.253
RF	Robert Jones	So.	17	15	.196

Pos.	Starter	Cl.	S	W-L
P	George Smith	Jr.	8	5-4
P	Sam Harmon	Sr.	5	2-3
P	I.W. Chappell	Sr.	4	2-2
P	W.T. Martin	So.	4	1-4

1926 (8-11 OVERALL)

Pos.	Starter	Cl.	S	PS	BA
C	Clarence McGill	Sr.	19	19	.300



FLINT RHEM HAD A 7-2 RECORD IN 10 STARTS IN 1923.

1B	Henry Eskew	So.	14	12	.327
2B	William Hudgens	So.	19	18	.305
SS	George Dunlap	So.	19	17	.300
3B	William Abbott	So.	15	14	.250
LF	James Milling	Jr.	16	10	.327
CF	Joseph Moore	So.	18	18	.247
RF	Walter Martin	So.	12	11	.254

Pos.	Starter	Cl.	S	W-L
P	George Smith	Sr.	5	3-2
P	J.T. Long	So.	5	2-4
P	Charles Bryan	So.	4	1-3

1927 (11-13-1 OVERALL)

Pos.	Starter	Cl.	S	PS	BA
C	Raiford McMillan	Jr.	24	24	.235
1B	Henry Eskew	Jr.	22	22	.200
2B	William Hudgens	Jr.	24	24	.187
SS	George Dunlap	Jr.	24	24	.337
3B	James Herron	Sr.	24	24	.197
LF	E.W. Sexton	So.	24	21	.247
CF	Joseph Moore	Jr.	24	24	.177
RF	Walter Martin	Jr.	11	11	.135

Pos.	Starter	Cl.	S	W-L
P	J.R. Gibson	So.	10	6-4
P	Thomas Martin	Jr.	4	1-3
P	Charles Bryan	Jr.	3	1-2

1928 (12-9-2 OVERALL)

Pos.	Starter	Cl.	S	PS	BA
C	Fred Pearman	Sr.	21	19	.207
1B	Richard Magill	So.	23	23	.316

2B	Michael Ziegler	So.	23	23	.293
SS	George Dunlap	Sr.	23	12	.312
3B	Robert McCarley	So.	23	23	.280
LF	Henry Eskew	Sr.	23	22	.309
CF	Joseph Moore	Sr.	23	23	.240
RF	Walter Williams	Sr.	23	21	.348

Pos.	Starter	Cl.	S	W-L
P	Clay Mahaffey	Jr.	8	2-2
P	Deas Pearman	Jr.	7	4-4
P	Charles Bryan	Sr.	3	1-2
P	Lawrence Chamblee	So.	3	2-1

1929 (15-11-1 OVERALL)

Pos.	Starter	Cl.	S	PS	BA
C	Raiford McMillan	Sr.	14	14	.250
1B	Nat Watson	So.	24	24	.207
2B	Batson Hewitt	Jr.	18	18	.284
SS	Johnny Justus	So.	27	27	.260
3B	Robert McCarley	Jr.	21	21	.194
LF	James Cook	Jr.	24	17	.259
CF	Michael Ziegler	Jr.	26	24	.271
RF	Richard Magill	Jr.	27	24	.258

Pos.	Starter	Cl.	S	W-L
P	J.E. Query	So.	7	6-1
P	Clay Mahaffey	Sr.	7	4-3
P	Lawrence Chamblee	Jr.	7	2-5

1930 (9-14 OVERALL)

Pos.	Starter	Cl.	S	PS	BA
C	Angus Fordham	So.	14	14	.249
1B	Nat Watson	Jr.	21	21	.205



YEAR-BY-YEAR STARTING LINEUPS

IN HIS FIRST SEASON (1943) AS A TIGER, FIRST-BASEMAN FRANK GILLESPIE HIT .311 IN 15 GAMES.



2B	Batson Hewitt	Sr.	23	23	.348
SS	Joseph Gibson	Jr.	12	12	.293
3B	Richard Magill	Sr.	23	23	.333
LF	Buck Priestler	So.	11	6	.220
CF	Michael Ziegler	Sr.	22	22	.209
RF	Endel Ramey	Jr.	18	9	.292

Pos.	Starter	Cl.	S	W-L
P	H.B. Nivens	So.	7	4-3
P	W.A. Nimmer	Fr.	6	2-5
P	Gordon Hoffman	Jr.	5	2-2

1931 (6-2 OVERALL)

Pos.	Starter	Cl.	S	PS	BA
C	Landrum Proctor	So.	5	5	.294
1B	Nat Watson	Sr.	8	8	.450
2B	J.D. Joye	So.	7	7	.167
SS	Romaine Smith	Jr.	5	5	.000
3B	John Hoffman	Jr.	8	8	.250
LF	Endel Ramey	Sr.	8	8	.179
CF	Buck Priestler	Jr.	8	8	.423
RF	Raymond Parkins	Jr.	8	8	.138

Pos.	Starter	Cl.	S	W-L
P	J.H. Davis	Fr.	3	2-1
P	J.B. Decker	So.	3	2-1
P	E.J. Crook	Fr.	1	1-0
P	Gordon Hoffman	Sr.	1	1-0

1932 (14-6 OVERALL)

Pos.	Starter	Cl.	S	PS	BA
C	Landrum Proctor	Jr.	20	20	.351
1B	James Rhinehardt	Sr.	20	20	.280
2B	H.H. Kearse	Jr.	19	19	.299

SS	Harry Gibson	Sr.	18	18	.205
3B	John Hoffman	Sr.	20	20	.224
LF	Buck Priestler	Sr.	14	14	.400
CF	Harold Clark	Jr.	15	15	.329
RF	Raymond Parkins	Sr.	16	16	.341

Pos.	Starter	Cl.	S	W-L
P	Wyatt Burgess	Jr.	9	9-2
P	Ivey Rivers	Jr.	7	1-3
P	Harold Clark	Sr.	3	4-0

1933 (10-10 OVERALL)

Pos.	Starter	Cl.	S	PS	BA
C	Landrum Proctor	Sr.	20	20	.241
1B	Bob Miller	Sr.	20	19	.291
2B	John Richey	Fr.	16	16	.302
SS	Joe Sherman	Jr.	20	18	.291
3B	H.R. Hood	So.	16	16	.172
LF	Richard Cole	So.	8	6	.291
CF	Harold Clark	Sr.	19	19	.317
RF	Clarence Chavous	So.	15	13	.375

Pos.	Starter	Cl.	S	W-L
P	Wyatt Burgess	Sr.	10	4-5
P	Ivey Rivers	Sr.	5	3-3
P	J.H. Davis	Jr.	4	3-2

1934 (8-8-1 OVERALL)

Pos.	Starter	Cl.	S	PS	BA
C	Clarence Chavous	Jr.	17	13	.290
1B	John Troutman	So.	17	17	.176
2B	John Richey	So.	15	9	.217
SS	Joe Sherman	Sr.	13	13	.302
3B	Joe Cathcart	Jr.	13	13	.130

LF	Henry Shore	So.	15	15	.224
CF	Randy Hinson	So.	17	17	.313
RF	W.S. Durham	So.	16	9	.292

Pos.	Starter	Cl.	S	W-L
P	Billy Croxton	So.	7	5-2
P	Armstrong Swails	Jr.	5	3-2
P	Edward Heap	So.	5	0-3

1935 (16-7-1 OVERALL)

Pos.	Starter	Cl.	S	PS	BA
C	Harry Lee	So.	24	24	.296
1B	John Troutman	Jr.	24	24	.262
2B	W.S. Durham	Jr.	24	20	.289
SS	John Richey	Jr.	24	24	.168
3B	R.D. Simpson	So.	14	14	.200
LF	Henry Shore	Jr.	24	24	.237
CF	Randy Hinson	Jr.	24	24	.250
RF	Clarence Chavous	Sr.	17	17	.208

Pos.	Starter	Cl.	S	W-L
P	Armstrong Swails	Sr.	10	7-3
P	Billy Croxton	Jr.	9	5-3
P	W.S. Durham	Jr.	4	3-1

1936 (6-11 OVERALL)

Pos.	Starter	Cl.	S	PS	BA
C	John Richey	Sr.	15	10	.125
1B	Jesse Pritchett	So.	16	16	.263
2B	M.I. Courtney	So.	12	12	.116
SS	Al Folger	So.	15	13	.207
3B	Teddy Boselli	So.	15	11	.200
LF	Henry Shore	Sr.	17	13	.229
CF	Randy Hinson	Sr.	17	17	.246
RF	Robert Heyward	So.	17	8	.203

Pos.	Starter	Cl.	S	W-L
P	Edward Heap	Jr.	7	3-4
P	J.F. Underwood	So.	5	2-3
P	Billy Croxton	Sr.	3	0-3

1937 (7-12 OVERALL)

Pos.	Starter	Cl.	S	PS	BA
C	Arthur DeLoach	So.	14	14	.231
1B	Jesse Pritchett	Jr.	19	19	.234
2B	Jim Edwards	Fr.	19	19	.254
SS	Al Folger	Jr.	19	19	.254
3B	Thomas Hendricks	Sr.	16	10	.179
LF	Bob Bailey	So.	10	7	.361
CF	Robert Heyward	Jr.	19	17	.187
RF	George Brodie	So.	12	10	.340

Pos.	Starter	Cl.	S	W-L
P	Edward Heap	Sr.	7	2-6
P	Ray Coker	So.	5	2-2
P	Ralph Crosby	Jr.	4	3-1

1938 (6-12 OVERALL)

Pos.	Starter	Cl.	S	PS	BA
C	Tom Bell	Jr.	9	9	.139
1B	R.H. Fox	So.	13	13	.304
2B	Jim Edwards	So.	16	16	.213
SS	Al Folger	Sr.	18	18	.281
3B	Teddy Boselli	Jr.	17	16	.261
LF	Gilmer Snipes	So.	12	10	.105
CF	Robert Heyward	Sr.	18	12	.239
RF	Ralph Crosby	Sr.	14	11	.280

Pos.	Starter	Cl.	S	W-L
P	George Brodie	Jr.	6	1-5
P	Ray Coker	Jr.	3	4-1
P	C.A. Goins	Jr.	3	0-2

1939 (10-7 OVERALL)

Pos.	Starter	Cl.	S	PS	BA
C	George Coakley	So.	14	14	.196
1B	Dude Buchanan	So.	17	17	.344
2B	Frank Horton	So.	14	14	.184
SS	Teddy Boselli	Sr.	17	17	.273
3B	Ed Irick	So.	17	17	.358
LF	George Brodie	Sr.	15	12	.308
CF	Francis Coakley	So.	17	17	.305
RF	James Trulock	Jr.	9	9	.355

Pos.	Starter	Cl.	S	W-L
P	Ray Coker	Sr.	9	6-2
P	Clyde Dobson	So.	4	2-2
P	George Brodie	Sr.	3	2-2

1940 (12-2-2 OVERALL)

Pos.	Starter	Cl.	S	PS	BA
C	Ace Parker	So.	16	16	.196
1B	Dude Buchanan	Jr.	16	16	.364
2B	Frank Horton	Jr.	10	10	.321
SS	George Coakley	Jr.	15	11	.224
3B	Ed Irick	Jr.	16	16	.259
LF	Joe Blalock	So.	11	11	.256
CF	Francis Coakley	Jr.	15	15	.391
RF	Charlie Bickley	Jr.	15	14	.356

Pos.	Starter	Cl.	S	W-L
P	Winston Holliday	So.	8	7-1
P	Herb Jessen	So.	4	4-0

1941 (10-6 OVERALL)

Pos.	Starter	Cl.	S	PS	BA
C	Ace Parker	Jr.	12	12	.311
1B	Dude Buchanan	Sr.	16	12	.485
2B	Jay Good	So.	14	14	.208
SS	Bob Berry	So.	13	13	.360
3B	Ed Irick	Sr.	13	12	.241
LF	Joe Blalock	Jr.	16	8	.288
CF	Francis Coakley	Sr.	8	8	.314
RF	Charlie Bickley	Sr.	15	15	.185

Pos.	Starter	Cl.	S	W-L
P	Winston Holliday	Jr.	6	5-2
P	Dude Buchanan	Sr.	4	3-1
P	Joe Blalock	So.	4	2-2

1942 (8-8 OVERALL)

Pos.	Starter	Cl.	S	PS	BA
C	Larry Coker	Sr.	10	9	.214
1B	Herb Jessen	Jr.	15	7	.324
2B	Jay Good	Jr.	14	8	.228
SS	Bob Berry	Jr.	14	14	.350
3B	Charlie Mimms	So.	11	8	.385
LF	Joe Blalock	Sr.	14	8	.350
CF	Don Belk	Jr.	15	14	.344
RF	Homer Coker	Jr.	10	9	.214

Pos.	Starter	Cl.	S	W-L
P	Winston Holliday	Sr.	6	4-1
P	Joe Blalock	Sr.	3	2-1
P	Bill Martin	So.	3	1-2

1943 (12-3 OVERALL)

Pos.	Starter	Cl.	S	PS	BA
C	Hank Sullivan	Fr.	15	15	.400
1B	Frank Gillespie	Fr.	15	15	.311
2B	Leo Fisher	So.	11	11	.278
SS	Bob Berry	Sr.	9	9	.400
3B	Jay Good	Sr.	15	15	.302
LF	Don Belk	Sr.	15	15	.250
CF	James Herring	Sr.	15	15	.300
RF	Homer Coker	Sr.	15	15	.462

Pos.	Starter	Cl.	S	W-L
P	Herb Jessen	Sr.	7	6-1
P	D.D. Carpenter	Jr.	4	3-1
P	Luther Rentz	Fr.	3	2-0

1944 - NO TEAM

1945 (7-6 OVERALL)

Pos.	Starter	Cl.	S	PS	BA
C	Herbert Lindsay	Sr.	12	7	.146
1B	J.M. Russell	Fr.	13	13	.220
2B	H.H. Tyler	So.	12	12	.282
SS	J.A. Timmerman	So.	12	12	.262
3B	Burton Ullinck	Fr.	9	9	.188
LF	Mavis Cagle	Fr.	13	13	.204
CF	C.M. Brown	Fr.	7	7	.273
RF	Bill Cobb	Fr.	8	7	.174

Pos.	Starter	Cl.	S	W-L
P	Bob Hughes	Fr.	5	3-2
P	Stick Riley	Jr.	5	3-2
P	J.M. Hammett	Fr.	1	1-1

1946 (12-5 OVERALL)

Pos.	Starter	Cl.	S	PS	BA
C	Joe McGee	So.	15	15	.211
1B	June Pruitt	Fr.	17	13	.211
2B	Lynwood McMakin	Jr.	13	13	.328
SS	Henry Sanders	Fr.	14	14	.257
3B	Dewey Quinn	Jr.	16	13	.365
LF	Andrew Quinn	So.	9	9	.114



YEAR-BY-YEAR STARTING LINEUPS

CF Tom Looper	Fr.	11	11	.264
RF Winston Quinn	So.	6	5	.174

Pos.	Starter	Cl.	S	W-L
P	Joe Landrum	Fr.	12	10-2
P	Ray Fleming	So.	4	1-0
P	Jack Ross	Fr.	4	1-2

1947 (24-5 OVERALL, 13-2 SoCON)

Pos.	Starter	Cl.	S	PS	BA
C	Tom Cleveland	So.	25	25	.174
1B	Frank Gillespie	So.	27	22	.283
2B	Lynwood McMakin	Sr.	27	27	.354
SS	Jack Moore	Fr.	20	20	.261
3B	Hale Sherard	Sr.	28	27	.275
LF	Tom Castles	Fr.	16	13	.278
CF	Dewey Quinn	Sr.	29	18	.325
RF	Homer Coker	Jr.	29	25	.260

Pos.	Starter	Cl.	S	W-L
P	Joe Landrum	So.	12	11-2
P	Joe Hazle	Fr.	10	11-2
P	Luther Rentz	Sr.	3	2-1

1948 (14-12-1 OVERALL, 8-8-1 SoCON)

Pos.	Starter	Cl.	S	PS	BA
C	Gene Moore	So.	27	27	.245
1B	Jimmy Jones	Fr.	26	26	.322
2B	Leo Fisher	Jr.	24	23	.250
SS	Ken Culbertson	Fr.	27	27	.233
3B	Frank Gillespie	Jr.	17	17	.338
LF	Luke Deanhardt	So.	27	27	.283
CF	Ray Mathews	Fr.	24	24	.220
RF	Jimmy Brown	Fr.	19	19	.203

Pos.	Starter	Cl.	S	W-L
P	Joe Asbill	Fr.	8	4-4
P	William Griffith	Fr.	7	2-4
P	Ray Fleming	Sr.	4	4-1

1949 (11-12 OVERALL, 10-5 SoCON)

Pos.	Starter	Cl.	S	PS	BA
C	Gene Moore	Jr.	14	14	.296
1B	Luke Deanhardt	Jr.	21	18	.344
2B	Gene Aughtry	So.	21	21	.284
SS	Ken Culbertson	So.	22	22	.355
3B	Frank Gillespie	Sr.	23	18	.339
LF	Tom Castles	Jr.	22	12	.315
CF	Ray Mathews	So.	17	13	.350
RF	Doug Angley	Jr.	21	21	.299

Pos.	Starter	Cl.	S	W-L
P	Robert Hughes	So.	9	3-4
P	Hootie Kea	So.	3	2-3
P	Dan Stroud	Jr.	2	2-0

1950 (20-11 OVERALL, 13-3 SoCON)

Pos.	Starter	Cl.	S	PS	BA
C	Dick Hendley	Jr.	22	22	.377
1B	Luke Deanhardt	Sr.	31	31	.288
2B	Gene Aughtry	Jr.	31	22	.314
SS	Ken Culbertson	Jr.	30	20	.307
3B	Ray McKay	Jr.	20	20	.156
LF	Fred Knoebel	So.	31	29	.313
CF	Ray Mathews	Jr.	31	31	.309
RF	Doug Angley	Sr.	31	29	.381

Pos.	Starter	Cl.	S	W-L
P	Bill Ford	So.	8	6-3
P	Hootie Kea	Jr.	6	3-3
P	Bob Hughes	Jr.	4	6-0

1951 (18-7 OVERALL, 16-2 SoCON)

Pos.	Starter	Cl.	S	PS	BA
C	Dick Hendley	Sr.	25	25	.344
1B	Roby Crouch	Jr.	25	25	.313
2B	Gene Aughtry	Sr.	25	25	.325
SS	Ken Culbertson	Sr.	22	22	.280
3B	Ray McKay	Sr.	22	22	.277

LF Fred Knoebel	Jr.	24	24	.284
CF Ray Mathews	Sr.	25	25	.375
RF Billy Morrow	Sr.	15	14	.164

Pos.	Starter	Cl.	S	W-L
P	Bill Ford	Jr.	7	5-0
P	William Griffith	Jr.	6	4-2
P	Roger Baker	Jr.	3	5-1

1952 (10-12 OVERALL, 10-10 SoCON)

Pos.	Starter	Cl.	S	PS	BA
C	Nolten Hilderbrand	Jr.	12	12	.234
1B	Joe Murray	Jr.	17	17	.268
2B	Roy Coker	So.	21	21	.310
SS	Jim Evans	Sr.	18	18	.306
3B	Wyman Morris	So.	22	22	.280
LF	Doug Kingsmore	So.	18	17	.311
CF	Fred Knoebel	Sr.	22	20	.366
RF	Roger Gaines	So.	21	20	.256

Pos.	Starter	Cl.	S	W-L
P	Billy O'Dell	So.	7	5-2
P	J.C. Hicks	Jr.	5	2-3
P	Roger Baker	Sr.	5	1-3

1953 (11-6 OVERALL, 11-6 SoCON)

Pos.	Starter	Cl.	S	PS	BA
C	Bobby Morris	Fr.	14	14	.211
1B	George Brodie	Fr.	12	12	.311
2B	Roy Coker	Jr.	17	17	.329
SS	Dick Hussey	Fr.	8	8	.267
3B	Wyman Morris	Jr.	17	17	.422
LF	Bill Barnett	Fr.	17	11	.275
CF	Joe Brown	Jr.	10	9	.233
RF	Doug Kingsmore	Jr.	17	14	.274

Pos.	Starter	Cl.	S	W-L	ERA
P	Billy O'Dell	Fr.	8	6-3	1.36
P	Neil Bates	Jr.	3	2-1	3.42
P	Robby Saylor	Jr.	3	1-1	3.63

1954 (14-10 OVERALL, 8-4 ACC)

Pos.	Starter	Cl.	S	PS	BA
C	Bobby Morris	So.	21	21	.238
1B	Dick Swetenburg	So.	20	20	.176
2B	Roy Coker	Sr.	23	23	.314
SS	Barry Crocker	Sr.	21	21	.306
3B	Wyman Morris	Sr.	24	24	.205
LF	Bill Barnett	So.	24	24	.272
CF	Doug Kingsmore	Sr.	24	24	.371
RF	Roger Gaines	Jr.	19	19	.238

Pos.	Starter	Cl.	S	W-L	ERA
P	Billy O'Dell	Sr.	11	8-3	0.79
P	Leonard Humphries	So.	7	4-3	3.17
P	Ben Crosland	Jr.	3	2-1	3.58

1955 (7-11 OVERALL, 5-9 ACC)

Pos.	Starter	Cl.	S	PS	BA
C	Jim O'Quinn	Jr.	17	17	.350
1B	Dick Swetenburg	Jr.	18	18	.258
2B	Lonnie Shealy	Sr.	17	17	.357
SS	Charlie Blackston	Jr.	12	12	.267
3B	Joe Smith	Jr.	13	13	.308
LF	Carol Brown	So.	7	7	.147
CF	Bill Barnett	Jr.	15	15	.323
RF	Roger Gaines	Sr.	16	16	.304

Pos.	Starter	Cl.	S	W-L	ERA
P	Leonard Humphries	Jr.	6	3-3	
P	Ben Crosland	Sr.	5	1-4	
P	George Compton	Jr.	4	1-2	

1956 (4-14-2 OVERALL, 2-10-2 ACC)

Pos.	Starter	Cl.	S	PS	BA
C	Jim O'Quinn	Sr.	17	17	.222
1B	Dick Swetenburg	Sr.	18	18	.220
2B	Dave Garrison	So.	19	19	.277
SS	Doby Myers	So.	17	17	.277
3B	Bud Spiers	So.	19	19	.113
LF	Don Shealy	Jr.	16	16	.348
CF	Bill Barnett	Sr.	20	20	.276
RF	Larry Wilson	So.	13	10	.163

Pos.	Starter	Cl.	S	W-L	ERA
P	Leonard Humphries	Sr.	7	0-4	
P	Johnny Drake	So.	6	4-2	2.56
P	Bill Trado	So.	5	0-4	

1957 (6-12 OVERALL, 3-11 ACC)

Pos.	Starter	Cl.	S	PS	BA
C	Butch Coker	So.	18	18	.270
1B	Fred DeBerry	So.	9	9	.167
	Larry Wilson	Jr.	9	9	.282
2B	Bob Hubbard	So.	16	16	.157
SS	Bud Spiers	Jr.	18	18	.233
3B	Larry Bagwell	So.	18	18	.257
LF	Don Shealy	Sr.	12	12	.313
CF	Doug Hoffman	So.	18	18	.150
RF	Carol Brown	Sr.	10	10	.237

Pos.	Starter	Cl.	S	W-L	ERA
P	Harold Stowe	So.	7	3-5	3.58
P	Don Shealy	Sr.	5	2-3	4.44
P	Leon McDonald	So.	3	1-2	5.40
P	Sam Gambrell	Sr.	3	0-2	5.63

1958 (22-8 OVERALL, 11-3 ACC)

Pos.	Starter	Cl.	S	PS	BA
C	Butch Coker	Jr.	30	30	.264
1B	Fred DeBerry	Jr.	30	30	.319
2B	Zack Burnette	So.	28	28	.239
SS	Bud Spiers	Sr.	30	30	.323
3B	Larry Bagwell	Jr.	30	29	.287
LF	Larry Wilson	Sr.	30	28	.230
CF	Doug Hoffman	Jr.	30	30	.237
RF	Bailey Hendley	So.	22	21	.333

Pos.	Starter	Cl.	S	W-L	ERA
P	Harold Stowe	Jr.	15	14-4	2.34
P	Ed Lakey	So.	8	6-2	4.12
P	Bailey Hendley	So.	6	2-1	4.58

1959 (24-8 OVERALL, 9-5 ACC)

Pos.	Starter	Cl.	S	PS	BA
C	Butch Coker	Sr.	22	22	.247
1B	Fred DeBerry	Sr.	31	31	.287
2B	Zack Burnette	Jr.	30	30	.232
SS	Larry Bagwell	Sr.	32	32	.250
3B	Dick Suggs	So.	23	19	.205
LF	Ty Cline	So.	23	21	.326
CF	Doug Hoffman	Sr.	32	32	.314
RF	Bailey Hendley	Jr.	20	14	.309

Pos.	Starter	Cl.	S	W-L	ERA
P	Harold Stowe	Sr.	9	7-4	1.57
P	Ty Cline	So.	8	5-1	3.12
P	Bailey Hendley	Jr.	7	5-1	2.12

1960 (11-10-1 OVERALL, 7-6 ACC)

Pos.	Starter	Cl.	S	PS	BA
C	Dave Lynn	Jr.	22	21	.360
1B	Sam Poe	Jr.	9	9	.367
2B	Toby Bradshaw	So.	22	22	.304
SS	Zack Burnette	Sr.	22	22	.250
3B	Choppy Patterson	So.	13	12	.255
LF	Bailey Hendley	Sr.	20	9	.364
CF	Ty Cline	Jr.	22	20	.348
RF	Lanny Ryan	So.	14	13	.340

Pos.	Starter	Cl.	S	W-L	ERA
P	Dave Sprouse	Jr.	7	2-6	4.30
P	Bailey Hendley	Sr.	6	4-1	5.62
P	Jimmy Roller	Jr.	5	5-1	2.76


1961 (12-11 OVERALL, 6-8 ACC)

Pos.	Starter	Cl.	S	PS	BA
C	Dave Lynn	Sr.	21	20	.333
1B	Jack Verone	Jr.	13	6	.345
2B	Pete Ayoub	So.	23	17	.349
SS	Elmo Lam	So.	22	22	.319
3B	Harold Pavilack	Jr.	17	13	.262
LF	Nicky Lomax	So.	15	8	.286
CF	Art Ricketts	So.	14	7	.246
RF	Joey Taylor	So.	16	11	.302

Pos.	Starter	Cl.	S	W-L	ERA
P	Damon Vincent	So.	10	5-3	5.28
P	Gene Harbeson	So.	8	3-4	3.31
P	Jimmy Roller	Sr.	3	1-3	4.86


1962 (17-8 OVERALL, 8-6 ACC)

Pos.	Starter	Cl.	S	PS	BA
C	Gene Harbeson	Jr.	25	25	.266
1B	Buddy Nixon	So.	25	25	.326
2B	Pete Ayoub	Jr.	21	21	.303
SS	Elmo Lam	Jr.	25	25	.280
3B	Dave Ellisor	Jr.	21	21	.283



KEN CULBERTSON
WAS A FOUR-YEAR
STARTER (1948-51)
AT SHORTSTOP.

YEAR-BY-YEAR STARTING LINEUPS



BILL PARMER HAD
AN 18-3 RECORD
AS A STARTER
FROM 1965-67.

LF Nicky Lomax	Jr.	23	22	.292
CF Johnny Jones	Jr.	22	22	.439
RF Joey Taylor	Jr.	17	17	.406

Pos.	Starter	Cl.	S	W-L	ERA
P	Tommy Lyon	Jr.	9	7-1	3.62
P	Dave Olson	Sr.	9	4-5	5.57
P	Damon Vincent	Jr.	5	3-2	4.68

1963 (15-11 OVERALL, 9-5 ACC)

Pos.	Starter	Cl.	S	PS	BA
C	Gene Harbeson	Sr.	25	25	.236
1B	Stan Ayers	Jr.	20	15	.288
2B	Pete Ayoub	Sr.	25	25	.304
SS	Elmo Lam	Sr.	25	25	.291
3B	Dave Ellisor	Sr.	25	24	.306
LF	Nicky Lomax	Sr.	22	22	.282
CF	Johnny Jones	Sr.	25	25	.330
RF	Mike Bohonak	Jr.	20	20	.349

Pos.	Starter	Cl.	S	W-L	ERA
P	Damon Vincent	Sr.	6	2-1	4.26
P	Dale Smith	So.	5	3-2	5.30
P	David Wrenn	So.	4	2-1	6.18
P	Tommy Chapman	So.	4	2-2	5.08
P	Tommy Lyon	Sr.	4	2-4	3.76

1964 (13-13 OVERALL, 6-7 ACC)

Pos.	Starter	Cl.	S	PS	BA
C	Stan Ayers	Sr.	22	22	.316
1B	Buddy Nixon	Jr.	26	26	.303
2B	Ben Marsella	Sr.	26	17	.282
SS	Jack McCall	So.	26	26	.253
3B	Ronnie Moore	So.	18	14	.171
LF	Tommy Pack	So.	22	12	.303
CF	George Sutton	So.	23	14	.315
RF	Mike Bohonak	Sr.	11	10	.238

Pos.	Starter	Cl.	S	W-L	ERA
P	Tommy Chapman	Jr.	11	6-3	3.53
P	Greg Casey	Jr.	7	5-3	5.37
P	Dale Smith	Jr.	5	2-3	2.83

1965 (18-10-2 OVERALL, 9-5 ACC)

Pos.	Starter	Cl.	S	PS	BA
C	Eddie Barbary	So.	30	30	.239
1B	Ellis Dantzler	Jr.	27	27	.305
2B	Tony Jackson	Sr.	28	27	.238

SS Jack McCall	Jr.	29	26	.358
3B Ronnie Moore	Jr.	18	18	.258
LF Lawton Cowart	Jr.	26	15	.260
CF George Sutton	Jr.	29	16	.215
RF Rusty Adkins	So.	30	16	.444

Pos.	Starter	Cl.	S	W-L	ERA
P	Tommy Chapman	Sr.	11	4-2	1.80
P	Bill Parmer	So.	10	5-1	2.82
P	Charlie Watson	So.	3	5-4	2.16

1966 (20-7-2 OVERALL, 9-4 ACC)

Pos.	Starter	Cl.	S	PS	BA
C	Eddie Barbary	Jr.	23	23	.310
1B	Ellis Dantzler	Sr.	24	20	.380
2B	Rusty Adkins	Jr.	29	25	.364
SS	Jack McCall	Sr.	29	29	.333
3B	Lawton Cowart	Sr.	29	29	.321
LF	George Sutton	Sr.	29	29	.311
CF	Tommy Pack	Sr.	26	18	.330
RF	Keith Waters	So.	26	15	.333

Pos.	Starter	Cl.	S	W-L	ERA
P	Bill Parmer	Jr.	9	4-1	4.22
P	Charlie Watson	Jr.	8	6-1	3.43
P	Kenny Waldrop	So.	3	0-0	7.04

1967 (29-9 OVERALL, 11-2 ACC)

Pos.	Starter	Cl.	S	PS	BA
C	Eddie Barbary	Sr.	38	38	.291
1B	Ron Zupa	Jr.	37	37	.243
2B	Rusty Adkins	Sr.	38	36	.336
SS	Garry Helms	Sr.	27	26	.372
3B	Mike McCall	So.	36	34	.237
LF	Buster Smith	So.	37	19	.243
CF	Keith Waters	Jr.	34	31	.206
RF	Howard Sharman	Sr.	22	21	.205

Pos.	Starter	Cl.	S	W-L	ERA
P	Bill Parmer	Sr.	10	9-1	1.14
P	Charlie Watson	Sr.	7	5-2	2.43
P	Laval Johnson	So.	6	3-2	2.23

1968 (27-14 OVERALL, 11-7 ACC)

Pos.	Starter	Cl.	S	PS	BA
C	Steve Kuester	So.	28	27	.253
1B	Ron Zupa	Sr.	40	40	.234
2B	Buster Smith	Jr.	40	39	.235

SS Randy Bray	So.	38	30	.329
3B Don Russell	Fr.	37	29	.261
LF Jerry Eskew	Jr.	18	18	.239
CF Keith Waters	Sr.	37	34	.283
RF Johnny Johnson	So.	27	22	.157

Pos.	Starter	Cl.	S	W-L	ERA
P	Tom Hudgins	Fr.	10	6-4	3.74
P	Nelson Gibson	Sr.	8	7-1	2.18
P	Bill James	Sr.	8	5-1	2.11

1969 (27-17-2 OVERALL, 12-8-1 ACC)

Pos.	Starter	Cl.	S	PS	BA
C	Steve Kuester	Jr.	22	22	.187
1B	Eddie Holland	Jr.	32	16	.303
2B	Mike Ward	Fr.	26	26	.234
SS	Randy Bray	Jr.	41	41	.293
3B	Don Russell	So.	46	46	.289
LF	Craig White	Fr.	40	19	.327
CF	Johnny Severs	Fr.	34	33	.262
RF	Rick Young	Fr.	23	17	.284

Pos.	Starter	Cl.	S	W-L	ERA
P	Rusty Gerhardt	Fr.	15	7-3	3.46
P	Dave Van Volkenburg	Fr.	14	9-4	4.00
P	Tom Hudgins	So.	5	3-2	3.40

1970 (32-16 OVERALL, 14-7 ACC)

Pos.	Starter	Cl.	S	PS	BA
C	Eddie Holland	Sr.	31	22	.262
1B	Eddie Dixon	So.	25	25	.267
2B	Bill Prophet	Fr.	31	31	.311
SS	Randy Bray	Sr.	36	21	.285
3B	Don Russell	Jr.	42	42	.254
LF	Craig White	So.	40	39	.280
CF	Johnny Severs	So.	26	24	.255
RF	Calvin Weeks	So.	37	18	.205

Pos.	Starter	Cl.	S	W-L	ERA
P	Rusty Gerhardt	So.	14	9-4	1.79
P	Dave Van Volkenburg	So.	11	6-1	2.04
P	Lindsay Graham	Fr.	8	4-3	2.42

1971 (27-14 OVERALL, 10-4 ACC)

Pos.	Starter	Cl.	S	PS	BA
C	Lin Hamilton	Fr.	23	23	.175
1B	Dave Van Volkenburg	Jr.	24	19	.254
2B	Richard Haynes	Fr.	31	29	.241

SS Calvin Weeks	Jr.	41	38	.263
3B Bill Prophet	So.	41	36	.248
LF Craig White	Jr.	31	31	.380
CF Johnny Severs	Jr.	41	41	.301
RF Pete Hendricks	So.	25	16	.302

Pos.	Starter	Cl.	S	W-L	ERA
P	Rusty Gerhardt	Jr.	14	11-3	2.17
P	Dave Van Volkenburg	Jr.	10	5-5	2.61
P	Jeff Bradford	Fr.	6	2-0	3.07

1972 (19-15 OVERALL, 6-7 ACC)

Pos.	Starter	Cl.	S	PS	BA
C	Lin Hamilton	So.	32	32	.318
1B	Dave Van Volkenburg	Sr.	27	27	.217
2B	Kenny Bagwell	So.	33	33	.296
SS	Richard Haynes	So.	32	30	.312
3B	Bill Prophet	Jr.	21	21	.203
LF	Smiley Sanders	So.	26	12	.268
CF	Charlie Ing	Fr.	32	25	.256
RF	Calvin Weeks	Sr.	32	23	.271

Pos.	Starter	Cl.	S	W-L	ERA
P	Rusty Gerhardt	Sr.	12	7-4	2.22
P	Lindsay Graham	Jr.	11	6-3	2.76
P	Jeff Bradford	So.	5	2-1	3.13

1973 (24-16 OVERALL, 10-2 ACC)

Pos.	Starter	Cl.	S	PS	BA
C	Lin Hamilton	Jr.	34	26	.294
1B	Tony Eckerl	So.	23	8	.176
2B	Richard Haynes	Jr.	35	35	.275
SS	John Adeimy	Sr.	34	27	.298
3B	Pat Fitzsimmons	So.	31	21	.276
LF	Craig White	Sr.	32	30	.336
CF	Smiley Sanders	Jr.	36	24	.260
RF	Mike Pulaski	Jr.	34	18	.248

Pos.	Starter	Cl.	S	W-L	ERA
P	Steve Cline	Jr.	9	7-1	2.12
P	Lindsay Graham	Sr.	8	6-2	2.37
P	Mark Adams	Sr.	7	1-3	6.06

1974 (23-15 OVERALL, 10-1 ACC)

Pos.	Starter	Cl.	S	PS	BA
C	Lin Hamilton	Sr.	35	33	.346
1B	Tony Eckerl	Jr.	20	11	.286
2B	Richard Haynes	Sr.	35	32	.273
SS	Kurt Seibert	Fr.	27	23	.316
3B	Pat Fitzsimmons	Jr.	34	19	.277
LF	Charlie Ing	Jr.	28	14	.269
CF	Smiley Sanders	Sr.	38	36	.283
RF	Mike Pulaski	Sr.	37	22	.304
DH	Steve Tucker	So.	23	4	.330

Pos.	Starter	Cl.	S	W-L	ERA
P	Steve Cline	Sr.	13	9-4	1.84
P	Jack Murr	Jr.	11	4-4	2.71
P	Chuck Porter	Fr.	7	4-2	2.58

1975 (33-10 OVERALL, 10-2 ACC)

Pos.	Starter	Cl.	S	PS	BA
C	Tony Eckerl	Sr.	37	30	.304
1B	Brett Terrill	So.	37	32	.234
2B	Billy Wingo	So.	39	35	.371
SS	Kurt Seibert	So.	43	42	.320
3B	Pat Fitzsimmons	Sr.	39	39	.229
LF	Steve Tucker	Jr.	40	38	.285
CF	Denny Walling	Jr.	38	37	.421
RF	Mike Mahoney	Jr.	28	21	.198
DH	Dave Caldwell	Fr.	32	23	.280

Pos.	Starter	Cl.	S	W-L	ERA
P	Chuck Porter	So.	13	8-4	2.66
P	Randy Quintrell	So.	11	7-2	1.50
P	Bob Mahony	Jr.	9	6-1	3.16

1976 (36-15 OVERALL, 10-2 ACC)

Pos.	Starter	Cl.	S	PS	BA
C	Bill Foley	So.	49	47	.303
1B	Steve Nilsson	So.	38	36	.266
2B	Billy Wingo	Jr.	45	45	.214
SS	Kurt Seibert	Jr.	44	44	.344
3B	Robert Bonnette	Fr.	50	43	.295
LF	Dave Caldwell	So.	50	50	.321
CF	Steve Tucker	Sr.	48	48	.350
RF	Greg Belk	Sr.	35	20	.215
DH	Alan Hoover	So.	30	30	.217



YEAR-BY-YEAR STARTING LINEUPS

Pos.	Starter	Cl.	S	W-L	ERA
P	Chuck Porter	Jr.	14	12-0	2.19
P	Ron Musselman	Jr.	14	8-3	2.11
P	Randy Quintrell	Jr.	10	5-5	3.79

1977 (42-10 OVERALL, 9-1 ACC)

Pos.	Starter	Cl.	S	PS	BA
C	Bill Foley	Jr.	51	41	.315
1B	Steve Nilsson	Jr.	51	51	.249
2B	Billy Wingo	Sr.	45	45	.333
SS	Robert Bonnette	So.	52	51	.324
3B	Pete Peltz	Jr.	51	50	.329
LF	Neil Simons	Fr.	50	20	.376
CF	Billy Weems	Fr.	37	27	.340
RF	Dave Caldwell	Jr.	40	9	.284
DH	Bill Schroeder	Fr.	36	17	.272

Pos.	Starter	Cl.	S	W-L	ERA
P	Ron Musselman	Sr.	15	12-2	3.14
P	Brian Snyder	Fr.	9	4-1	1.19
P	Tommy Qualters	Jr.	8	6-0	4.14
P	Randy Quintrell	Sr.	8	5-3	4.53

1978 (39-14 OVERALL, 10-2 ACC)

Pos.	Starter	Cl.	S	PS	BA
C	Bill Schroeder	So.	43	41	.305
1B	Steve Nilsson	Sr.	48	48	.300
2B	Robbie Allen	Fr.	30	27	.236

SS	Robert Bonnette	Jr.	53	50	.320
3B	Pete Peltz	Sr.	49	46	.337
LF	Neil Simons	So.	51	40	.293
CF	Billy Weems	So.	45	41	.333
RF	Tony Masone	So.	48	42	.328
DH	Alan Hoover	Sr.	27	27	.313

Pos.	Starter	Cl.	S	W-L	ERA
P	Mike Sullivan	So.	13	7-2	3.31
P	Mike Brown	Fr.	12	9-2	1.84
P	Brian Snyder	So.	12	7-1	4.41

1979 (40-15 OVERALL, 10-1 ACC)

Pos.	Starter	Cl.	S	PS	BA
C	Bill Schroeder	Jr.	42	30	.318
1B	Greg Guin	Fr.	49	49	.259
2B	Tim Teufel	Jr.	52	50	.350
SS	Robbie Allen	So.	53	53	.297
3B	Robert Bonnette	Sr.	53	53	.284
LF	Billy Weems	Jr.	38	36	.246
CF	Neil Simons	Jr.	53	51	.355
RF	Tony Masone	Jr.	54	52	.330
DH	Dave Buffamoyer	Sr.	55	28	.343

Pos.	Starter	Cl.	S	W-L	ERA
P	Brian Snyder	Jr.	14	7-4	3.76
P	Mike Sullivan	Jr.	13	10-0	1.98
P	Mike Brown	So.	13	5-4	4.82

1980 (38-21 OVERALL, 6-5 ACC)

Pos.	Starter	Cl.	S	PS	BA
C	Dave Lemaster	Fr.	36	36	.315
1B	Greg Guin	So.	50	50	.266
2B	Tim Teufel	Sr.	46	46	.387
SS	Robbie Allen	Jr.	48	48	.251
3B	Frank Russ	Fr.	57	36	.327
LF	Billy Weems	Sr.	59	58	.328
CF	Neil Simons	Sr.	59	59	.317
RF	Glenn Gallagher	Fr.	53	41	.287
DH	Jimmy Key	Fr.	26	22	.272

Pos.	Starter	Cl.	S	W-L	ERA
P	Mike Brown	Jr.	15	9-3	3.17
P	Jimmy Key	Fr.	15	7-5	2.99
P	Bobby Kenyon	Jr.	12	8-3	3.00

1981 (34-24 OVERALL, 10-4 ACC)

Pos.	Starter	Cl.	S	PS	BA
C	Coe Brier	Fr.	31	17	.252
1B	Greg Guin	Jr.	50	50	.387
2B	Frank Russ	So.	37	32	.276
SS	Scott Powers	Fr.	51	51	.253
3B	Craig Roberson	So.	56	56	.323
LF	Mike Mahoney	Sr.	50	38	.333
CF	Glenn Gallagher	So.	51	26	.308
RF	Bob Paulling	So.	49	26	.303
DH	Jimmy Key	So.	40	29	.317

Pos.	Starter	Cl.	S	W-L	ERA
P	Jimmy Key	So.	15	4-6	5.52
P	Jeff Gilbert	So.	13	8-3	3.25
P	Bill Duke	Jr.	13	2-4	5.76

1982 (37-22 OVERALL, 10-2 ACC)

Pos.	Starter	Cl.	S	PS	BA
C	Coe Brier	So.	33	25	.252
1B	Dave Lemaster	Jr.	43	27	.306
	Jim McCollom	Fr.	53	27	.269
2B	Frank Russ	Jr.	59	58	.278
SS	Bryan Smith	Sr.	49	49	.296
3B	Craig Roberson	Jr.	52	52	.340
LF	Mark Davidson	Jr.	58	49	.336
CF	Ricky Hester	Jr.	51	48	.291
RF	Brooks Shumake	Fr.	39	20	.331
DH	Jimmy Key	Jr.	51	40	.359

Pos.	Starter	Cl.	S	W-L	ERA
P	Jimmy Key	Jr.	16	9-3	2.79
P	Jeff Gilbert	Jr.	13	9-2	3.41
P	Donnie Hoover	Jr.	11	6-6	4.66

1983 (30-20-1 OVERALL, 6-5 ACC)

Pos.	Starter	Cl.	S	PS	BA
C	Jim McCollom	So.	50	33	.347
1B	Bob Paulling	Jr.	48	41	.407
2B	Frank Russ	Sr.	44	44	.296
SS	Scott Powers	Jr.	43	41	.230
3B	Jamie Swanner	Jr.	38	31	.289
LF	Billy Davis	Jr.	23	17	.241
CF	Dave Lemaster	Sr.	42	34	.232
RF	Ricky Hester	Sr.	26	17	.356
	Brooke Shumake	So.	48	17	.251
DH	Craig Roberson	Sr.	41	21	.304

Pos.	Starter	Cl.	S	W-L	ERA
P	Scott Parrish	So.	12	6-1	3.02
P	Jeff Gilbert	Sr.	10	4-0	2.25
P	Lee Wiles	Sr.	10	4-2	4.07

1984 (38-17 OVERALL, 12-2 ACC)

Pos.	Starter	Cl.	S	PS	BA
C	Steve Williams	Fr.	34	33	.319
1B	Bob Paulling	Sr.	40	39	.299
2B	Chuck Baldwin	Fr.	48	37	.356
SS	Scott Powers	Sr.	51	49	.314
3B	Brooks Shumake	Jr.	53	25	.275
LF	Ray Williams	Fr.	30	21	.326
	Mitch Wilson	Sr.	28	21	.198
CF	Jay Fulton	Sr.	33	25	.215
RF	Jim McCollom	Jr.	54	22	.350
DH	John Jay	Fr.	30	27	.330

Pos.	Starter	Cl.	S	W-L	ERA
P	George Stone	Jr.	11	7-2	2.57
P	Scott Parrish	Jr.	10	7-1	2.20
P	Tom Mallon	Sr.	9	6-3	3.14

1985 (36-30-1 OVERALL, 9-4 ACC)

Pos.	Starter	Cl.	S	PS	BA
C	Bert Heffernan	Fr.	61	57	.347
1B	Jim McCollom	Sr.	64	62	.390
2B	Scott Dillon	Jr.	62	59	.315
SS	Chuck Baldwin	So.	62	49	.262
3B	Bill Spiers	Fr.	42	22	.380
LF	Ray Williams	So.	47	29	.289
CF	Steve Green	Fr.	42	41	.247
RF	Tommy Thompson	Jr.	58	55	.289

Pos.	Starter	Cl.	S	W-L	ERA
P	John Pawlowski	Jr.	17	9-3	4.26
P	George Stone	Sr.	17	9-7	3.89
P	Oliver Whitaker	So.	13	5-7	7.28

1986 (42-21 OVERALL, 9-4 ACC)

Pos.	Starter	Cl.	S	PS	BA
C	Bert Heffernan	So.	61	55	.331
1B	Chuck Baldwin	Jr.	63	63	.370
2B	Scott Dillon	Sr.	61	61	.299
SS	Bill Spiers	So.	62	46	.322
3B	Steve Baucum	Jr.	61	61	.369
LF	Ray Williams	Jr.	51	45	.265
CF	Randy Mazey	So.	37	37	.336
RF	Tommy Thompson	Sr.	37	34	.305
DH	Jerry Brooks	Fr.	31	31	.338

Pos.	Starter	Cl.	S	W-L	ERA
P	Bill Steele	Jr.	16	9-3	4.61
P	Oliver Whitaker	Jr.	12	5-3	3.12
P	Alan Botkin	Fr.	10	5-2	5.89
P	Brian Barnes	Fr.	10	3-2	3.68

1987 (54-14-1 OVERALL, 16-5 ACC)

Pos.	Starter	Cl.	S	PS	BA
C	Bert Heffernan	Jr.	63	63	.335
1B	Mike Milchin	Fr.	56	56	.292
2B	Henry Threadgill	So.	40	40	.323
SS	Bill Spiers	Jr.	63	63	.290
3B	Steve Baucum	Sr.	68	68	.347
LF	Ray Williams	Sr.	50	44	.284
CF	Randy Mazey	Jr.	61	61	.327
RF	Jerry Brooks	So.	60	52	.326
DH	Steve Williams	Sr.	32	22	.292

Pos.	Starter	Cl.	S	W-L	ERA
P	Brian Barnes	So.	17	12-3	3.06
P	Alan Botkin	So.	14	9-2	2.54
P	Oliver Whitaker	Sr.	14	9-3	3.48

1988 (54-14 OVERALL, 18-2 ACC)

Pos.	Starter	Cl.	S	PS	BA
C	Bert Heffernan	Sr.	68	61	.337
1B	Mike Milchin	So.	66	66	.370
2B	Henry Threadgill	Jr.	66	66	.297
SS	Rusty Charpia	Jr.	63	63	.310
3B	Jerry Brooks	Jr.	68	41	.373
LF	Burke Fairey	Sr.	42	40	.280
CF	Randy Mazey	Sr.	61	61	.340
RF	Brian Kowitz	Fr.	44	18	.274
DH	Mike Couture	So.	62	24	.344

Pos.	Starter	Cl.	S	W-L	ERA
P	Brian Barnes	Jr.	19	13-2	3.33
P	David Tripp	Fr.	12	7-1	5.19
P	Tim Parker	So.	12	5-1	3.35


1989 (50-20 OVERALL, 13-5 ACC)

Pos.	Starter	Cl.	S	PS	BA
C	Mike Couture	Jr.	69	62	.280
1B	Mike Milchin	Jr.	59	51	.285
2B	Henry Threadgill	Sr.	69	69	.329
SS	Rusty Charpia	Sr.	66	66	.285
3B	Jim Crowley	So.	66	66	.300
LF	Eric Macrina	So.	43	22	.263
CF	Brian Kowitz	So.	68	68	.270
RF	Todd Stefan	So.	59	54	.283
DH	Joe DeBerry	Fr.	48	32	.297

Pos.	Starter	Cl.	S	W-L	ERA
P	Brian Barnes	Sr.	19	16-3	2.22
P	Ron Frazier	So.	15	6-2	3.31
P	Alan Botkin	Sr.	12	5-5	5.32

1990 (43-23 OVERALL, 14-6 ACC)

Pos.	Starter	Cl.	S	PS	BA
C	Jim Anderson	Jr.	39	32	.222
1B	Joe DeBerry	So.	60	35	.359



JEFF GILBERT
HAD A 21-5
RECORD AS A
STARTER FROM
1981-83.



YEAR-BY-YEAR STARTING LINEUPS

2B Todd Stefan	Jr.	48	46	.224
SS Tim Rigsby	Sr.	64	64	.309
3B Jim Crowley	Jr.	65	58	.327
LF Kevin Northrup	So.	46	43	.306
CF Brian Kowitz	Jr.	66	66	.403
RF Michael Spiers	Jr.	45	35	.277
DH Eric Macrina	Jr.	50	18	.339

Pos.	Starter	Cl.	S	W-L	ERA
P	Tim Parker	Jr.	17	7-5	2.97
P	Dave Tripp	Jr.	12	8-5	4.04
P	Brian Faw	Sr.	11	5-3	4.56

1991 (60-10 OVERALL, 18-3 ACC)

Pos.	Starter	Cl.	S	PS	BA
C	Jim Anderson	Sr.	36	36	.287
1B	Eric Macrina	Sr.	68	43	.335
2B	Jim Crowley	Sr.	68	64	.383
SS	Todd Stefan	Sr.	66	66	.348
3B	Jeff Miller	So.	64	64	.297
LF	Billy McMillon	Fr.	54	54	.391
CF	Kevin Northrup	Jr.	66	58	.350
RF	Michael Spiers	Sr.	64	61	.364
DH	Joe DeBerry	Jr.	62	36	.342

Pos.	Starter	Cl.	S	W-L	ERA
P	Jason Angel	So.	16	14-2	2.33
P	Aaron Jersild	Jr.	14	8-0	4.04
P	Mike Kimbrell	Sr.	12	11-0	3.56

1992 (50-14 OVERALL, 19-5 ACC)

Pos.	Starter	Cl.	S	PS	BA
C	Mike Lockhart	Jr.	47	47	.282
1B	Billy McMillon	So.	32	25	.372
2B	Joe Taylor	Jr.	53	53	.315
SS	Ted Corbin	Jr.	55	55	.372
3B	Jeff Miller	Jr.	54	50	.267
LF	Shawn Satterfield	Jr.	51	47	.296
CF	Kevin Northrup	Sr.	64	64	.382
RF	Keith Williams	So.	61	60	.296
DH	Chad Phillips	Jr.	40	30	.288

Pos.	Starter	Cl.	S	W-L	ERA
P	Jason Angel	Jr.	17	9-3	3.42
P	Scott Miller	Jr.	15	11-1	3.30
P	Andy Taulbee	Fr.	12	5-2	2.27

1993 (45-20 OVERALL, 11-11 ACC)

Pos.	Starter	Cl.	S	PS	BA
C	Andy Monin	Jr.	28	28	.309
1B	Shane Monahan	Fr.	65	33	.372
2B	Jeff Morris	Sr.	63	58	.356
SS	Joe Taylor	Sr.	59	51	.277
3B	Jeff Miller	Sr.	50	49	.250
LF	Billy McMillon	Jr.	57	56	.377
CF	Keith Williams	Jr.	65	63	.365
RF	Shawn Satterfield	Sr.	28	22	.277
DH	Mike Hampton	Jr.	31	18	.254

Pos.	Starter	Cl.	S	W-L	ERA
P	Chad Phillips	Sr.	15	12-2	2.98
P	Jeff Sauve	So.	15	6-5	4.76
P	Mike Holtz	Jr.	11	3-4	6.13

1994 (57-18 OVERALL, 20-4 ACC)

Pos.	Starter	Cl.	S	PS	BA
C	Mike Eydenberg	Sr.	53	46	.300
1B	Jason Emblor	Fr.	49	49	.237
2B	Eric DeMoura	Fr.	40	39	.222
SS	Seth Brizek	So.	75	75	.247
3B	Mike Hampton	Sr.	75	70	.380
LF	David Miller	So.	71	49	.313
CF	Shane Monahan	So.	75	31	.415
RF	Dexter McClean	So.	51	31	.234
DH	Andy Monin	Sr.	62	35	.281

Pos.	Starter	Cl.	S	W-L	ERA
P	Andy Taulbee	Jr.	18	12-4	3.61
P	Jason Dawsey	So.	15	6-2	4.16
P	Kris Benson	Fr.	14	7-3	4.24
P	Billy Koch	Fr.	14	4-2	4.62

1995 (54-14 OVERALL, 20-4 ACC)

Pos.	Starter	Cl.	S	PS	BA
C	Matthew LeCroy	Fr.	68	46	.333
1B	David Miller	Jr.	68	67	.380
2B	Doug Livingston	Jr.	66	65	.262
SS	Seth Brizek	Jr.	67	67	.279
3B	Paul Galloway	Jr.	60	58	.324

LF Gary Burnham	So.	66	66	.344
CF Shane Monahan	Jr.	67	49	.388
RF Jerome Robinson	Jr.	52	49	.268
DH Will Duffie	Jr.	54	32	.294

Pos.	Starter	Cl.	S	W-L	ERA
P	Jason Dawsey	Jr.	19	11-4	2.78
P	Kris Benson	So.	14	8-3	3.20
P	Billy Koch	So.	14	7-2	3.72

1996 (51-17 OVERALL, 17-7 ACC)

Pos.	Starter	Cl.	S	PS	BA
C	Matthew LeCroy	So.	67	45	.316
1B	Jason Emblor	Jr.	65	65	.357
2B	Doug Livingston	Sr.	58	58	.341
SS	Kurt Bultmann	Fr.	55	55	.304
3B	Paul Galloway	Sr.	66	65	.294
LF	Gary Burnham	Jr.	68	68	.290
CF	Ontrell McCray	Jr.	25	25	.234
	Rusty Rhodes	Sr.	25	25	.260
RF	Jerome Robinson	Sr.	64	52	.303
DH	Will Duffie	Sr.	61	38	.265

Pos.	Starter	Cl.	S	W-L	ERA
P	Kris Benson	Jr.	19	14-2	2.02
P	Ken Vining	Jr.	16	10-3	2.97
P	Billy Koch	Jr.	16	10-5	3.34

1997 (41-23 OVERALL, 13-10 ACC)

Pos.	Starter	Cl.	S	PS	BA
C	Matthew LeCroy	Jr.	64	60	.359
1B	Jason Emblor	Sr.	64	64	.305
2B	Brian Holstad	Fr.	63	63	.228
SS	Kurt Bultmann	So.	60	58	.348
3B	Eric DeMoura	Sr.	63	63	.352
LF	Gary Burnham	Sr.	64	64	.391
CF	Nathan Broome	Sr.	43	36	.309

RF Matt Padgett	So.	62	57	.300
DH Henri Stanley	Fr.	39	39	.267

Pos.	Starter	Cl.	S	W-L	ERA
P	Ryan Mottl	Fr.	16	10-3	4.73
P	Skip Browning	Fr.	13	6-5	5.11
P	Pat Collins	Fr.	11	4-1	6.89

1998 (43-16 OVERALL, 14-9 ACC)

Pos.	Starter	Cl.	S	PS	BA
C	Brian Ellis	So.	38	35	.374
1B	Jason Harris	Jr.	59	59	.357
2B	Kurt Bultmann	Jr.	58	58	.299
SS	Doug Roper	So.	58	58	.298
3B	Justin Singleton	Fr.	29	29	.370
LF	Peter Nystrom	Fr.	45	41	.309
CF	Patrick Boyd	Fr.	59	59	.344
RF	Matt Padgett	Jr.	58	58	.376
DH	Henri Stanley	So.	29	24	.284

Pos.	Starter	Cl.	S	W-L	ERA
P	Ryan Mottl	So.	16	9-4	4.81
P	Brian Adams	So.	11	6-2	4.22
P	Skip Browning	So.	11	5-3	4.89

1999 (42-27 OVERALL, 13-10 ACC)

Pos.	Starter	Cl.	S	PS	BA
C	Brian Ellis	Jr.	60	56	.265
1B	Jason Harris	Sr.	69	69	.339
2B	Kurt Bultmann	Sr.	68	68	.327
SS	Bradley LeCroy	Jr.	59	57	.286
3B	Khalil Greene	Fr.	68	68	.358
LF	Brian Holstad	Jr.	38	21	.313
CF	Henri Stanley	Jr.	65	35	.296
RF	Justin Singleton	So.	36	36	.237
DH	Patrick Boyd	So.	61	28	.390

Pos.	Starter	Cl.	S	W-L	ERA
P	Ryan Mottl	Jr.	17	4-8	6.14
P	Mike Paradis	Jr.	16	6-1	4.37
P	Brian Adams	Jr.	9	5-5	5.85

2000 (51-18 OVERALL, 17-7 ACC)

Pos.	Starter	Cl.	S	PS	BA
C	Brian Ellis	Sr.	60	60	.283
1B	Mike Calitri	Jr.	38	33	.285
2B	Ryan Riley	Jr.	52	50	.298
SS	Jeff Baker	Fr.	67	64	.313
3B	Khalil Greene	So.	69	69	.364
LF	Casey Stone	Jr.	69	54	.357
CF	Patrick Boyd	Jr.	69	69	.293
RF	Justin Singleton	Jr.	33	33	.294
DH	Jarrod Schmidt	Fr.	40	27	.230

Pos.	Starter	Cl.	S	W-L	ERA
P	Ryan Mottl	Sr.	19	10-4	3.70
P	Scott Berney	Sr.	17	9-4	3.39
P	Jarrod Schmidt	Fr.	15	9-0	3.61

2001 (41-22 OVERALL, 17-7 ACC)

Pos.	Starter	Cl.	S	PS	BA
C	Steve Pyzik	So.	41	41	.275
1B	Michael Johnson	So.	58	55	.321
2B	Ryan Riley	Sr.	58	58	.291
SS	Khalil Greene	Jr.	63	55	.303
3B	Jeff Baker	So.	60	52	.369
LF	Casey Stone	Sr.	62	61	.376
CF	Chad Coder	So.	55	54	.270
RF	Kyle Frank	So.	51	51	.250
DH	Jarrod Schmidt	So.	54	46	.298

Pos.	Starter	Cl.	S	W-L	ERA
P	Steve Reba	Jr.	17	12-3	2.58
P	Jarrod Schmidt	So.	14	7-3	4.34
P	Matt Henrie	So.	10	6-3	3.06

2002 (54-17 OVERALL, 16-8 ACC)

Pos.	Starter	Cl.	S	PS	BA
C	Steve Pyzik	Jr.	36	36	.169
1B	Michael Johnson	Jr.	71	71	.384
2B	David Slevin	Jr.	56	55	.284
SS	Khalil Greene	Sr.	71	67	.470
3B	Jeff Baker	Jr.	67	65	.325
LF	L.J. DeMaino	Jr.	30	29	.291
CF	Kyle Frank	Jr.	70	61	.324
RF	Jarrod Schmidt	Jr.	65	64	.304
DH	Jeff Hourigan	Fr.	39	33	.275

Pos.	Starter	Cl.	S	W-L	ERA
P	Steve Reba	Sr.	19	13-4	4.39
P	Matt Henrie	Jr.	18	13-5	3.12
P	Steven Jackson	So.	12	6-1	5.37

2003 (39-22 OVERALL, 15-9 ACC)


Pos.	Starter	Cl.	S	PS	BA
C	Steve Pyzik	Sr.	26	26	.305
1B	Michael Johnson	Sr.	58	58	.338
2B	David Slevin	Sr.	48	48	.330
SS	Russell Triplett	Jr.	60	60	.335
3B	Brad McCann	So.	60	60	.347
LF	Ryan Hub	Jr.	34	23	.260
CF	Kyle Frank	Sr.	59	59	.322
RF	Zane Green	Jr.	41	41	.326
DH	Herman Demmink	Fr.	30	16	.330

Pos.	Starter	Cl.	S	W-L	ERA
P	Tyler Lumsden	So.	16	8-2	3.77
P	Steven Jackson	Jr.	13	7-3	4.27
P	Jason Berken	Fr.	8	4-2	3.19

2004 (39-26 OVERALL, 14-10 ACC)

Pos.	Starter	Cl.	S	PS	BA
C	Lou Santangelo	Jr.	64	64	.300
1B	Andy D'Alessio	Fr.	51	50	.333
2B	Herman Demmink	So.	45	40	.270
SS	Russell Triplett	Sr.	65	65	.304
3B	Brad McCann	Jr.	63	63	.379
LF	Tony Sipp	Jr.	51	29	.280
CF	Garrick Evans	Jr.	37	37	.308
RF	Travis Storrer	So.	53	25	.315
DH	Kris Harvey	So.	51	21	.335


Pos.	Starter	Cl.	S	W-L	ERA
P	Kris Harvey	So.	14	6-0	5.40
P	Tyler Lumsden	Jr.	14	5-4	3.98
P	Robert Rohrbaugh	So.	12	4-5	3.99



PATRICK BOYD
HIT .390 AS A
SOPHOMORE
IN 1999.



YEAR-BY-YEAR STARTING LINEUPS



TYLER KRIEGER BATTED
.339 AS A JUNIOR IN 2015.

2005 (43-23 OVERALL, 21-9 ACC)

Pos.	Starter	Cl.	S	PS	BA
C	Adrian Casanova	Jr.	64	64	.238
1B	Andy D'Alessio	So.	60	60	.276
2B	Taylor Harbin	Fr.	66	66	.343
SS	Stan Widmann	Fr.	66	66	.289
3B	Herman Demmink	Jr.	63	63	.345
LF	Tyler Colvin	So.	65	63	.283
CF	Brad Chalk	Fr.	54	54	.350
RF	Travis Storrer	Jr.	66	66	.346
DH	Kris Harvey	Jr.	65	63	.341

Pos.	Starter	Cl.	S	W-L	ERA
P	Robert Rohrbaugh	Jr.	16	8-3	4.22
P	Josh Cribb	Jr.	15	8-5	3.54
P	Kris Harvey	Jr.	13	5-4	5.52

2006 (53-16 OVERALL, 24-6 ACC)

Pos.	Starter	Cl.	S	PS	BA
C	Adrian Casanova	Sr.	67	67	.249
1B	Andy D'Alessio	Jr.	69	69	.312
2B	Taylor Harbin	So.	64	62	.319
SS	Stan Widmann	So.	67	67	.307
3B	Marquez Smith	Jr.	63	34	.291
LF	Tyler Colvin	Jr.	69	69	.356
CF	Brad Chalk	So.	68	68	.353
RF	Travis Storrer	Sr.	51	51	.321
DH	Herman Demmink	Sr.	69	34	.296

Pos.	Starter	Cl.	S	W-L	ERA
P	Stephen Faris	Jr.	18	9-3	2.36
P	Jason Berken	Jr.	18	9-3	3.22
P	Josh Cribb	Sr.	15	9-0	3.09

2007 (41-23 OVERALL, 18-12 ACC)

Pos.	Starter	Cl.	S	PS	BA
C	Doug Hogan	Jr.	62	59	.350
1B	Andy D'Alessio	Sr.	59	58	.319
2B	J.D. Burgess	Fr.	45	43	.236
SS	Taylor Harbin	Jr.	63	57	.296
3B	Marquez Smith	Sr.	64	64	.336
LF	Addison Johnson	Fr.	58	52	.286
CF	Brad Chalk	Jr.	45	44	.366
RF	Wilson Boyd	Fr.	45	39	.285
DH	Ben Paulsen	Fr.	46	40	.258

Pos.	Starter	Cl.	S	W-L	ERA
P	David Kopp	Jr.	18	6-3	3.79
P	Ryan Hinson	So.	14	6-2	2.74
P	Daniel Moskos	Jr.	10	3-6	3.29

2008 (31-27-1 OVERALL, 11-18-1 ACC)

Pos.	Starter	Cl.	S	PS	BA
C	Doug Hogan	Sr.	59	59	.271
1B	Ben Paulsen	So.	58	58	.310
2B	Mike Freeman	So.	52	49	.332
SS	Stan Widmann	Jr.	52	52	.238
3B	Matt Sanders	Jr.	33	26	.297
LF	Jeff Schaus	Fr.	58	52	.315
CF	Wilson Boyd	So.	59	52	.300
RF	Chris Epps	Fr.	33	27	.218
DH	Kyle Parker	Fr.	55	29	.303

Pos.	Starter	Cl.	S	W-L	ERA
P	D.J. Mitchell	Jr.	14	6-5	3.47
P	Graham Stoneburner	Fr.	14	6-5	5.55
P	Ryan Hinson	Jr.	10	3-5	4.74

2009 (44-22 OVERALL, 19-11 ACC)

Pos.	Starter	Cl.	S	PS	BA
C	John Nester	So.	46	46	.304
1B	Ben Paulsen	Jr.	66	66	.367
2B	Mike Freeman	Jr.	66	66	.328
SS	Brad Miller	Fr.	66	66	.273
3B	Jason Stolz	Fr.	42	42	.315
LF	Jeff Schaus	So.	65	53	.320
CF	Wilson Boyd	Jr.	49	21	.341
RF	Kyle Parker	So.	60	49	.255
DH	Chris Epps	So.	29	25	.297

Pos.	Starter	Cl.	S	W-L	ERA
P	Chris Dwyer	Fr.	17	5-6	4.92
P	Casey Harman	Jr.	13	7-3	3.95
P	Trey Delk	Sr.	11	4-1	3.44

2010 (45-25 OVERALL, 18-12 ACC)

Pos.	Starter	Cl.	S	PS	BA
C	John Nester	Jr.	41	40	.245
1B	Richie Shaffer	Fr.	44	36	.323
2B	Mike Freeman	Sr.	69	69	.331
SS	Brad Miller	So.	69	65	.357
3B	John Hinson	So.	57	54	.351
LF	Jeff Schaus	Jr.	70	64	.320
CF	Wilson Boyd	Sr.	62	29	.301
RF	Kyle Parker	Jr.	67	57	.344
DH	Chris Epps	Jr.	41	15	.221

Pos.	Starter	Cl.	S	W-L	ERA
P	Casey Harman	Jr.	19	8-4	3.79
P	Scott Weismann	So.	18	9-2	4.90
P	Will Lamb	So.	10	4-4	5.02
P	Dominic Leone	Fr.	10	3-2	4.78

2011 (43-20 OVERALL, 17-13 ACC)

Pos.	Starter	Cl.	S	PS	BA
C	Spencer Kieboom	So.	51	42	.282
1B	Richie Shaffer	So.	63	57	.315
2B	Jason Stolz	Jr.	63	48	.285
SS	Brad Miller	Jr.	54	51	.395
3B	John Hinson	Jr.	60	57	.331
LF	Jeff Schaus	Sr.	63	63	.323
CF	Will Lamb	Jr.	59	54	.348
RF	Chris Epps	Sr.	57	56	.292
DH	Phil Pohl	Jr.	57	37	.333

Pos.	Starter	Cl.	S	W-L	ERA
P	Justin Sarratt	Sr.	13	7-2	2.57
P	Dominic Leone	So.	12	6-2	3.70
P	Scott Weismann	Jr.	8	3-5	4.89

2012 (35-28 OVERALL, 16-14 ACC)

Pos.	Starter	Cl.	S	PS	BA
C	Spencer Kieboom	Jr.	56	50	.250
1B	Jon McGibbon	So.	57	55	.233
2B	Steve Wilkerson	So.	59	59	.295
SS	Jason Stolz	Sr.	63	63	.270
3B	Richie Shaffer	Jr.	63	63	.336
LF	Jay Baum	Fr.	45	33	.220
CF	Thomas Brittle	Jr.	56	56	.298
RF	Brad Felder	Sr.	45	45	.263
DH	Phil Pohl	Sr.	63	43	.286

Pos.	Starter	Cl.	S	W-L	ERA
P	Dominic Leone	Jr.	16	7-4	5.25
P	Kevin Pohle	So.	14	7-4	3.66
P	Kevin Brady	Jr.	11	1-3	2.54

2013 (40-22 OVERALL, 18-12 ACC)

Pos.	Starter	Cl.	S	PS	BA
C	Garrett Boulware	So.	60	60	.308
1B	Jon McGibbon	Jr.	58	58	.285
2B	Steve Wilkerson	Jr.	58	57	.291
SS	Tyler Krieger	Fr.	62	62	.257
3B	Jay Baum	So.	38	32	.228
LF	Tyler Slaton	So.	45	44	.263
CF	Thomas Brittle	Sr.	61	61	.264
RF	Steven Duggar	Fr.	62	62	.300
DH	Shane Kennedy	Jr.	62	32	.317

Pos.	Starter	Cl.	S	W-L	ERA
P	Daniel Gossett	So.	16	10-4	2.56
P	Matthew Crownover	Fr.	14	7-3	2.19
P	Clate Schmidt	Fr.	11	3-4	5.34

2014 (36-25 OVERALL, 15-14 ACC)

Pos.	Starter	Cl.	S	PS	BA
C	Chris Okey	Fr.	61	41	.248
1B	Shane Kennedy	Sr.	37	37	.218
2B	Steve Wilkerson	Sr.	56	56	.317
SS	Tyler Krieger	So.	57	49	.338
3B	Weston Wilson	Fr.	51	49	.240
LF	Jay Baum	Jr.	61	33	.293
CF	Tyler Slaton	Jr.	61	61	.274
RF	Steven Duggar	So.	61	61	.294
DH	Garrett Boulware	Jr.	61	24	.302

Pos.	Starter	Cl.	S	W-L	ERA
P	Matthew Crownover	So.	16	8-6	2.90
P	Daniel Gossett	Jr.	15	7-2	1.93
P	Jake Long	Jr.	12	3-3	5.30

2015 (32-29 OVERALL, 16-13 ACC)

Pos.	Starter	Cl.	S	PS	BA
C	Chris Okey	So.	61	61	.315
1B	Andrew Cox	So.	50	50	.237
2B	Chase Pinder	Fr.	46	35	.256
SS	Eli White	So.	61	61	.297
3B	Weston Wilson	So.	50	50	.251
LF	Reed Rohlfman	Fr.	59	58	.356
CF	Tyler Slaton	Sr.	60	60	.236
RF	Steven Duggar	Jr.	61	60	.304
DH	Tyler Krieger	Jr.	61	37	.339

Pos.	Starter	Cl.	S	W-L	ERA
P	Matthew Crownover	Jr.	16	10-3	1.82
P	Zack Erwin	Jr.	16	7-4	3.04
P	Brody Koerner	Jr.	12	4-5	7.55

PS - starts at the particular position; Note: Top-three pitchers listed (including ties) in terms of starts.



HONORS & AWARDS

ABCA ATLANTIC REGION COACH-OF-THE-YEAR

2010 - Jack Leggett

ABCA HALL OF FAME

2014 - Jack Leggett, HC

Note: Year denotes year inducted.

ACC ATHLETE-OF-THE-YEAR

1996 - Kris Benson, P

ACC COACH-OF-THE-YEAR

1954 - Bob Smith

1988 - Bill Wilhelm

1991 - Bill Wilhelm

1994 - Jack Leggett

1995 - Jack Leggett

2006 - Jack Leggett

ACC PITCHER-OF-THE-YEAR

2015 - Matthew Crownover

ACC PLAYER-OF-THE-WEEK

1989 - Brian Barnes, P (5-8)
 Brian Barnes, P (5-22)
 1990 - Tim Parker, P (4-24)
 1991 - Jason Angel, P (4-29)
 Michael Spiers, OF (5-13)
 1992 - Keith Williams, OF (3-16)
 Kevin Northrup, OF (3-23)
 Joe Taylor, 2B (4-13)
 1993 - Billy McMillon, 1B (3-1)
 Jeff Morris, 2B (5-10)
 1994 - Andy Taulbee, P (2-14)
 Andy Taulbee, P (2-21)
 Scott Winchester, P (4-4)
 Mike Holtz, P (4-11)
 David Miller, 1B (4-18)
 Scott Winchester, P (5-2)
 Mike Hampton, 3B (5-16)
 Shane Monahan, OF (5-23)
 Ken Vining, P (5-23)
 1995 - David Miller, 1B (3-6)
 Jason Dawsey, P (3-13)
 Shane Monahan, OF (3-13)
 David Miller, 1B (4-4)
 Jason Dawsey, P (4-10)
 Jamie Eggleston, P (5-1)
 1996 - Kris Benson, P (2-26)
 Kris Benson, P (3-11)
 Kris Benson, P (3-25)
 Kris Benson, P (4-15)
 Kris Benson, P (4-29)
 Kris Benson, P (5-6)
 Billy Koch, P (5-6)
 1997 - Matthew LeCroy, C (2-24)
 1998 - Ryan Mottl, P (3-2)
 Patrick Boyd, OF (3-9)
 Matt Padgett, OF (4-6)
 Brian Ellis, C (4-20)
 Ryan Mottl, P (4-27)
 1999 - Jason Harris, 1B (4-12)
 Chris Heck, P (4-26)
 2000 - Scott Berney, P (2-28)
 Scott Berney, P (3-6)
 Ryan Mottl, P (4-10)
 Nick Glaser, P (4-17)
 Khalil Greene, 3B (5-8)
 2001 - Ryan Riley, 2B (2-26)
 Matt Henrie, P (3-19)
 Steve Reba, P (4-23)
 Matt Henrie, P (5-7)
 Steve Reba, P (5-14)
 Khalil Greene, SS (5-14)
 2002 - Jeff Baker, 3B (2-25)
 Michael Johnson, 1B (3-4)
 Khalil Greene, SS (3-18)
 Khalil Greene, SS (4-29)
 Khalil Greene, SS (5-6)
 2003 - Tyler Lumsden, P (3-3)
 Tyler Lumsden, P (3-10)
 Paul Harrelson, P (4-28)
 Michael Johnson, 1B (4-28)
 Garrick Evans, OF (5-19)
 Patrick Hogan, P (5-19)
 2004 - Brad McCann, 3B (3-1)
 Kris Harvey, P (4-5)
 Garrick Evans, OF (4-19)
 2005 - Kris Harvey, DH (3-21)
 Stephen Faris, P (4-18)

ACC POTW HONORS

Player	#	Years
Kris Benson	6	1994-96
Khalil Greene	5	1999-02
Kyle Parker	4	2008-10
Richie Shaffer	4	2010-12
David Miller	3	1993-95
Ryan Mottl	3	1997-00
Kris Harvey	3	2003-05
Josh Cribb	3	2003-06
Andy D'Alessio	3	2004-07
Brad Miller	3	2009-11
Daniel Gossett	3	2012-14
Matthew Crownover	3	2013-15

Note: Since 1989.

Taylor Harbin, 2B (4-25)
 Josh Cribb, P (5-16)
 Josh Cribb, P (5-23)
 Kris Harvey, DH (5-23)
 2006 - Tyler Colvin, OF (3-27)
 Andy D'Alessio, 1B (4-3)
 Josh Cribb, P (4-10)
 Marquez Smith, 3B (5-1)
 Andy D'Alessio, 1B (5-15)
 Tyler Colvin, OF (5-22)
 2007 - Doug Hogan, C (4-30)
 Marquez Smith, 3B (5-7)
 Andy D'Alessio, 1B (5-14)
 2008 - Graham Stoneburner, P (3-24)
 Ryan Hinson, P (3-31)
 Kyle Parker, OF/INF (4-28)
 2009 - Justin Sarratt, P (4-6)
 Chris Dwyer, P (4-13)
 Kyle Parker, OF (4-13)
 Jeff Schaus, OF (4-27)
 2010 - Kyle Parker, OF (3-22)
 Kyle Parker, OF (5-10)
 Wilson Boyd, OF (5-24)
 2011 - Richie Shaffer, 1B (4-4)
 Brad Miller, SS (4-11)
 Brad Miller, SS (5-2)
 Justin Sarratt, P (5-2)
 Brad Miller, SS (5-16)
 Chris Epps, OF (5-23)

2012 - Richie Shaffer, 3B (3-5)
 Richie Shaffer, 3B (4-2)
 Richie Shaffer, 3B (4-9)
 Spencer Kieboom, C (4-30)
 2013 - Garrett Boulware, C (3-25)
 Matthew Crownover, P (5-13)
 Daniel Gossett, P (5-20)
 2014 - Steve Wilkerson, 2B (3-31)
 Daniel Gossett, P (4-21)
 Daniel Gossett, P (5-12)
 2015 - Weston Wilson, 3B (3-2)
 Matthew Crownover, P (3-23)
 Chris Okey, C (4-13)
 Matthew Crownover, P (5-4)
 Reed Rohman, OF (5-18)

ACC PLAYER-OF-THE-YEAR

1973 - Craig White, OF
 1974 - Steve Cline, P
 1975 - Denny Walling, OF
 1976 - Chuck Porter, P
 1985 - Jim McCollom, 1B
 1986 - Chuck Baldwin, 1B
 1989 - Brian Barnes, P
 1990 - Brian Kowitz, OF
 1995 - Shane Monahan, OF
 1996 - Kris Benson, P
 2002 - Khalil Greene, SS
 2011 - Brad Miller, SS

ACC ROOKIE-OF-THE-YEAR

1995 - Matthew LeCroy, C
 1998 - Patrick Boyd, OF

ACC TOURNAMENT MVP

1989 - Brian Barnes, P
 1991 - Michael Spiers, OF
 1993 - Jeff Morris, 2B
 1994 - Shane Monahan, OF
 2006 - Tyler Colvin, OF

ALL-ACC TOURNAMENT

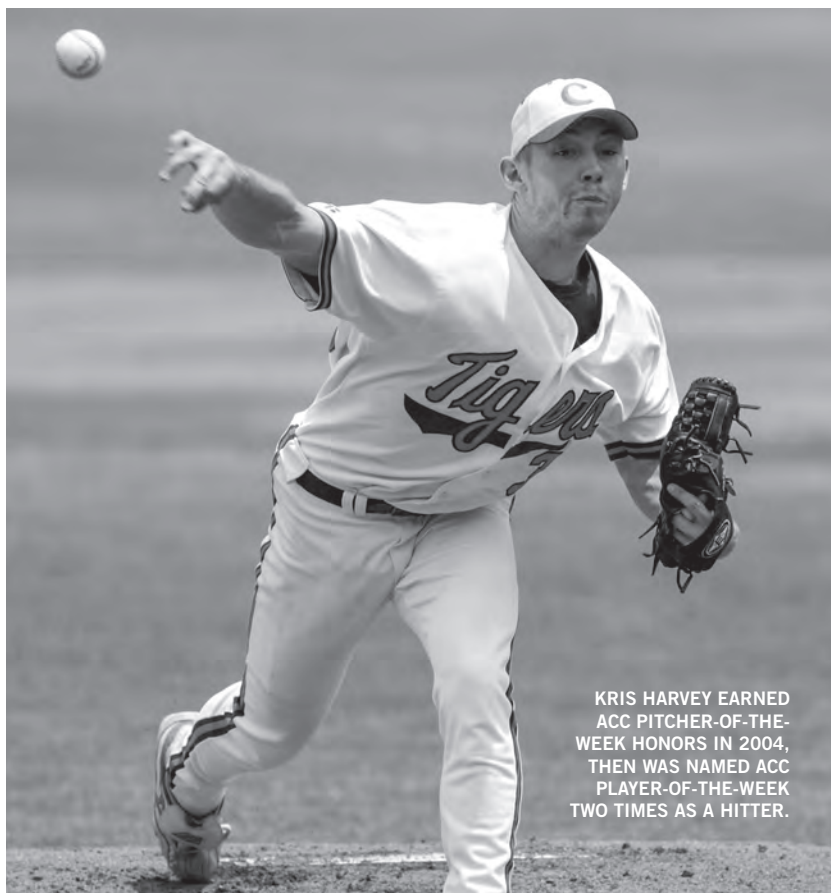
1987 - Chuck Baldwin, 2B
 Bert Heffernan, C
 1988 - Brian Kowitz, DH
 1989 - Brian Barnes, P
 Rusty Charpia, SS

Brian Kowitz, OF
 Mike Milchin, 1B
 Henry Threadgill, 2B
 1990 - Brian Kowitz, OF
 Tim Rigsby, SS
 1991 - Jason Angel, P
 Jim Crowley, 2B
 Eric Macrina, DH
 Scott Miller, P
 Michael Spiers, OF
 1992 - Aaron Jersild, P
 Kevin Northrup, OF
 Joe Taylor, 2B
 1993 - Billy McMillon, OF
 Jeff Morris, 2B
 Andy Taulbee, P
 Keith Williams, OF
 1994 - Mike Hampton, 3B
 Shane Monahan, OF
 Ken Vining, P
 1995 - Gary Burnham, OF
 Paul Galloway, 3B
 Ken Vining, P
 1996 - Jason Embler, 1B
 Doug Livingston, 2B
 1997 - Gary Burnham, OF
 1999 - Patrick Boyd, OF
 Khalil Greene, 3B
 2000 - Jeff Baker, UT/DH
 Patrick Boyd, OF
 Khalil Greene, 3B
 Ryan Mottl, P
 2002 - Khalil Greene, SS
 Michael Johnson, 1B
 Steve Reba, P
 2004 - Brad McCann, 3B
 Travis Storrer, 2B
 2005 - Josh Cribb, P
 2006 - Brad Chalk, OF
 Sean Clark, P
 Tyler Colvin, OF
 Taylor Harbin, 2B
 D.J. Mitchell, OF
 Marquez Smith, 3B
 2007 - David Kopp, P
 2009 - Wilson Boyd, OF
 Casey Harman, P

2011 - Chris Epps, OF
 2012 - Jon McGibbon, 1B
 2013 - Garrett Boulware, C

ALL-ATLANTIC REGION

1954 - Doug Kingsmore, OF (1)
 Billy O'Dell, P (1)
 1958 - Harold Stowe, P (1)
 Fred DeBerry, 1B (2)
 Bailey Hendley, OF (2)
 Bud Spiers, SS (2)
 1959 - Doug Hoffman, OF (1)
 Harold Stowe, P (1)
 1960 - Ty Cline, OF (1)
 Dave Lynn, C (1)
 1965 - Rusty Adkins, OF (1)
 Jack McCall, SS (1)
 1966 - Rusty Adkins, 2B (1)
 1967 - Rusty Adkins, 2B (1)
 Gary Helms, SS (3)
 1971 - Rusty Gerhardt, P (1)
 Craig White, OF (1)
 1973 - Craig White, OF (1)
 Lin Hamilton, C (2)
 Richard Haynes, 2B (2)
 1974 - Lin Hamilton, C (1)
 Smiley Sanders, OF (2)
 1975 - Denny Walling, CF (1)
 1976 - Chuck Porter, P (1)
 Kurt Siebert, SS (1)
 1977 - Dave Caldwell, OF (1)
 Bill Foley, C (1)
 1978 - Dave Buffamoyer, DH (1)
 Tony Masone, OF (1)
 Neil Simons, OF (1)
 Mike Sullivan, P (1)
 Billy Weems, OF (1)
 1979 - Dave Buffamoyer, C (1)
 Tony Masone, OF (1)
 Neil Simons, OF (1)
 Mike Sullivan, P (1)
 1980 - Mike Brown, P (1)
 Neil Simons, OF (1)
 Tim Teufel, 2B (1)
 1983 - Bob Paulling, 1B (1)
 1985 - Jim McCollom, 1B (1)
 1986 - Chuck Baldwin, 1B (1)
 1987 - Bill Spiers, SS (1)
 1989 - Brian Barnes, P (1)
 1990 - Brian Kowitz, OF (1)
 1991 - Jim Crowley, 2B (1)
 Eric Macrina, DH (1)
 Billy McMillon, OF (1)
 Joe DeBerry, DH (2)
 Eric Macrina, 1B (2)
 1992 - Kevin Northrup, OF (1)
 1993 - Jeff Morris, 2B (1)
 Keith Williams, OF (1)
 Billy McMillon, OF (2)
 Shane Monahan, 1B (2)
 1994 - Mike Hampton, 3B (1)
 Shane Monahan, OF (1)
 Andy Taulbee, P (2)
 1995 - Jason Dawsey, P (1)
 David Miller, 1B (1)
 Shane Monahan, OF (1)
 Scott Winchester, P (1)
 Gary Burnham, OF (2)
 Matthew LeCroy, C (2)
 1996 - Kris Benson, P (1)
 Matthew LeCroy, C (1)
 1997 - Matthew LeCroy, C (1)
 Gary Burham, OF (2)
 Matt Padgett, OF (1)
 1998 - Scott Clackum, P (1)
 1999 - Patrick Boyd, OF (1)
 2000 - Jeff Baker, SS (3)
 2001 - Jeff Baker, 3B (1)
 Steve Reba, P (1)
 2002 - Khalil Greene, SS (1)
 Michael Johnson, 1B (1)
 Steve Reba, P (1)
 Jeff Baker, 3B (2)
 2003 - Michael Johnson, 1B (1)
 2005 - Kris Harvey, DH (1)
 Taylor Harbin, 2B (2)
 2006 - Tyler Colvin, OF (1)
 Josh Cribb, P (1)
 Andy D'Alessio, 1B (1)



KRIS HARVEY EARNED ACC PITCHER-OF-THE-WEEK HONORS IN 2004, THEN WAS NAMED ACC PLAYER-OF-THE-WEEK TWO TIMES AS A HITTER.



HONORS & AWARDS

2010 - Kyle Parker, OF (1)
 2011 - Brad Miller, SS (1)
 Richie Shaffer, 1B (2)
 2012 - Richie Shaffer, 1B (1)
 Phil Pohl, DH (2)
 2014 - Daniel Gossett, P (1)
 2015 - Matthew Crownover, P (1)
 Chris Okey, C (2)
 Reed Rohman, OF (2)

ALL-COLLEGE WORLD SERIES

1959 - Bailey Hendley, P/OF
 Doug Hoffman, OF
 Harold Stowe, P
 1977 - Dave Caldwell, OF
 2002 - Michael Johnson, 1B
 2010 - John Hinson, 3B

BOB BRADLEY AWARD

(South Carolina Series MVP)

2001 - Jeff Baker, 3B
 2002 - Michael Johnson, 1B
 2003 - Michael Johnson, 1B
 2004 - Herman Demmink, 2B
 2005 - Tyler Colvin, OF
 2006 - Daniel Moskos, P
 2007 - Wilson Boyd, OF
 2008 - Wilson Boyd, OF
 2009 - Kyle Parker, OF
 2010 - Chris Epps, OF
 2011 - Spencer Kieboom, C
 2012 - Richie Shaffer, 3B
 2013 - Clate Schmidt, P
 2014 - Tyler Slaton, OF
 2015 - Brody Koerner, P

BROOKS WALLACE AWARD

(Nation's Best Shortstop)

2011 - Brad Miller

CLEMSON HALL OF FAME

1973 - Frank Howard, HC
 Billy O'Dell, P
 1974 - Joe Landrum, P
 1977 - Rusty Adkins, OF
 Frank Gillespie, 1B
 1978 - Ty Cline, OF
 Ray Mathews, OF
 1979 - Jess Neely, HC
 Flint Rhem, P
 Harold Stowe, P
 1980 - Doug Hoffman, OF
 Suzie Owens
 1981 - John Heisman, HC
 1982 - Rusty Gerhardt, P
 1984 - Walter Cox, HC
 Dick Hendley, C
 1985 - Doug Kingsmore, OF
 1988 - Bob Smith, HC
 Craig White, OF
 1991 - Dude Buchanan, 1B
 1993 - Gene Moore, C
 1994 - Bob Paulling, 1B
 Dewey Quinn, 3B
 1997 - Neil Simons, OF
 1998 - Bill Spiers, SS
 1999 - Jimmy Key, P
 2002 - Bert Heffernan, C
 2003 - Smiley Sanders, OF
 2004 - Brian Barnes, P
 2005 - Kris Benson, P
 2007 - Khalil Greene, 3B/SS
 2008 - Billy Wingo, 2B
 2011 - Shane Monahan, OF
 2012 - Billy McMillon, OF
 Bill Wilhelm, HC
 2013 - Matthew LeCroy, C
 Ray Williams, OF
 2015 - Tim Teufel, 2B

Note: List only includes baseball players/coaches; year denotes year inducted.

DEDICATION AWARD

(Strength Training)

1995 - Scott Winchester, P
 1996 - Gary Burnham, OF
 1997 - Gary Burnham, OF
 1998 - Matt Padgett, OF

1999 - Jason Harris, 1B
 2000 - Brian Ellis, C
 2001 - B.J. LaMura, P
 2002 - Khalil Greene, SS
 2003 - Herman Demmink, 2B
 Kyle Frank, OF
 2004 - Herman Demmink, 2B
 2005 - Herman Demmink, 3B
 2006 - Herman Demmink, 3B
 2007 - Chris Fidrych, P
 2008 - Doug Hogan, C
 2009 - Justin Sarratt, P
 2010 - Tomas Cruz, P
 2011 - Phil Pohl, DH
 2012 - Mike Triller, OF
 2013 - Daniel Gossett, P
 2014 - Kevin Pohle, P
 2015 - Matthew Crownover, P

MITCHELL AWARD

(Most Valuable Player)

1962 - Buddy Nixon, 1B
 1963 - Dave Ellison, OF
 1964 - Ben Marsella, 3B
 1965 - Tommy Chapman, P
 1966 - Ellis Dantzler, 1B
 1967 - Rusty Adkins, 2B
 1968 - Nelson Gibson, P
 1969 - Craig White, OF
 1970 - Rusty Gerhardt, P
 1971 - Rusty Gerhardt, P
 1972 - Rusty Gerhardt, P
 1973 - Craig White, OF
 1974 - Steve Cline, P
 1975 - Denny Walling, OF
 1976 - Chuck Porter, P
 1977 - Bill Foley, C
 1978 - Tony Masone, OF
 1979 - David Buffamoyer, C
 1980 - Tim Teufel, 2B
 1981 - Greg Guin, 1B
 1982 - Jimmy Key, P/DH
 1983 - Bob Paulling, 1B
 1984 - Chuck Baldwin, 2B
 1985 - Jim McCollom, 1B
 1986 - Chuck Baldwin, 1B
 1987 - Steve Baucom, 3B
 1988 - Jerry Brooks, 3B
 1989 - Henry Threadgill, 2B
 1990 - Brian Kowitz, OF
 1991 - Todd Stefan, SS
 1992 - Kevin Northrup, OF
 1993 - Keith Williams, OF
 1994 - Mike Hampton, 3B
 1995 - David Miller, 1B
 1996 - Kris Benson, P
 Doug Livingston, 2B


1997 - Gary Burnham, OF
 1998 - Matt Padgett, OF
 1999 - Kurt Bultmann, 2B
 2000 - Khalil Greene, 3B
 2001 - Casey Stone, OF
 2002 - Khalil Greene, SS
 2003 - Michael Johnson, 1B
 2004 - Brad McCann, 3B
 2005 - Kris Harvey, DH/P
 2006 - Tyler Colvin, OF
 2007 - Doug Hogan, C
 2008 - Doug Hogan, C
 2009 - Ben Paulsen, 1B
 2010 - Mike Freeman, 2B
 2011 - Brad Miller, SS
 2012 - Richie Shaffer, 3B
 2013 - Garrett Boulware, C
 2014 - Steve Wilkerson, 2B
 2015 - Chris Okey, C

NATIONAL COLLEGE BASEBALL HALL OF FAME

2011 - Bill Wilhelm, HC
 Note: Year denotes year inducted.

NATIONAL PLAYER-OF-THE-WEEK

2002 - Khalil Greene, SS (3-18)
 Jeff Baker, 3B (4-8)
 Khalil Greene, SS (5-6)
 2004 - Brad McCann, 3B (5-17)
 2005 - Kris Harvey, DH-P (3-21)
 2006 - Andy D'Alessio, 1B (4-3)
 Marquez Smith, 3B (5-1)



BRODY KOERNER WON THE 2015 BOB BRADLEY AWARD THANKS TO HIS FOUR-HIT SHUTOUT AT SOUTH CAROLINA.

Andy D'Alessio, 1B (5-15)
 Tyler Colvin, OF (5-22)
 2007 - Andy D'Alessio, 1B (5-14)
 2008 - Doug Hogan, C (3-24)
 Graham Stoneburner, P (3-24)
 2009 - Chris Dwyer, P (4-14)
 Jeff Schaus, OF (4-28)
 2010 - Casey Harman, P (3-22)
 2011 - Brad Miller, SS (4-11)
 2012 - Daniel Gossett, P (4-9)
 Richie Shaffer, 3B (4-9)
 2014 - Daniel Gossett, P (5-12)

NATIONAL PLAYER-OF-THE-YEAR

ABCA

2002 - Khalil Greene, SS

Baseball America

1996 - Kris Benson, P
 2002 - Khalil Greene, SS

Collegiate Baseball

1996 - Kris Benson, P
 2002 - Khalil Greene, SS

Dick Howser Trophy

1996 - Kris Benson, P
 2002 - Khalil Greene, SS

Golden Spikes Award

2002 - Khalil Greene, SS

Rotary Smith Award

1996 - Kris Benson, P
 2002 - Khalil Greene, SS

OLYMPIANS

1988 - Mike Milchin, P
 1996 - Kris Benson, P
 Billy Koch, P
 Matthew LeCroy, C

PAN AMERICAN GAMES

1959 - Ty Cline, P/OF
 1967 - John Curtis, P
 1979 - Brian Snyder, P
 1980 - Mike Brown, P

1987 - Bert Heffernan, C
 Bill Spiers*, SS
 1991 - Billy McMillon*, OF
 1999 - Matthew LeCroy, C
 * - invited but did not participate

RAWLINGS ACC TOURNEY BATTING CHAMPION

1989 - Henry Threadgill, 2B
 1991 - Michael Spiers, OF
 1992 - Ted Corbin, SS

RAWLINGS GOLD GLOVE AWARD

2012 - Spencer Kieboom, C

STOWE AWARD

(Most Valuable Pitcher)

1984 - Scott Parrish
 1985 - George Stone
 1986 - Oliver Whitaker
 1987 - Brian Barnes
 1988 - Brian Barnes
 1989 - Brian Barnes
 1990 - Tim Parker
 1991 - Mike Kimbrell
 1992 - Paxton Briley
 1993 - Chad Phillips
 1994 - Andy Taulbee
 1995 - Jason Dawsey
 1996 - Kris Benson
 1997 - Ryan Mottl
 1998 - Scott Clackum
 1999 - Mike Paradis
 2000 - Ryan Mottl
 2001 - Steve Reba
 2002 - Matt Henrie
 Steve Reba
 2003 - Patrick Hogan
 2004 - Patrick Hogan
 2005 - Josh Cribb
 2006 - Josh Cribb
 2007 - Daniel Moskos
 2008 - D.J. Mitchell
 2009 - Casey Harman
 2010 - Casey Harman
 2011 - Justin Sarratt
 2012 - Scott Firth
 2013 - Daniel Gossett

2014 - Daniel Gossett
 2015 - Matthew Crownover

TIGER BASEBALL AWARD

(Leadership)

1995 - Gary Burnham, OF
 Paul Galloway, 3B
 1996 - Paul Galloway, 3B
 1997 - Jason Embler, 1B
 1998 - Derek Borgert, C
 1999 - Derek Borgert, C
 2000 - Brian Holstad, INF/OF
 2001 - Casey Stone, OF
 2002 - Michael Johnson, 1B
 2003 - Kyle Frank, OF
 2004 - Russell Triplett, SS
 2005 - Taylor Harbin, 2B
 2006 - Brad Chalk, OF
 2007 - Taylor Harbin, SS
 2008 - Matt Vaughn, P
 2009 - Matt Vaughn, P
 2010 - Wilson Boyd, OF
 2011 - John Hinson, 3B
 Phil Pohl, DH
 2012 - Phil Pohl, DH
 2013 - Matthew Crownover, P
 2014 - Tyler Slaton, OF
 2015 - Tyler Krieger, INF

WORLD CHAMPIONSHIPS

1997 - Ryan Mottl, P
 1998 - Patrick Boyd, OF
 Ryan Mottl, P
 2000 - Jeff Baker, SS
 Patrick Boyd, OF
 2001 - Jeff Baker, 3B
 2006 - Daniel Moskos, P
 2007 - Tyler Colvin, OF
 2009 - Brad Miller, INF
 2010 - Brad Miller, INF
 2014 - Chris Okey, C
 2015 - Chris Okey, C

WORLD UNIVERSITY GAMES

1977 - Dave Caldwell, OF
 Bill Foley, C

NATIONAL PLAYERS-OF-THE-YEAR

KRIS BENSON

BENSON'S 1996 ACCOMPLISHMENTS

- National player-of-the-year by Baseball America and Collegiate Baseball
- Dick Howser Trophy and Rotary Smith Award winner
- Had a 14-2 record, 2.02 ERA and 204 strikeouts in 156.0 innings pitched over 19 starts
- No. 1 overall pick of the major league draft
- Pitched for Team USA in the Olympics in Atlanta

1996

KHALIL GREENE

GREENE'S 2002 ACCOMPLISHMENTS

- National player-of-the-year by ABCA, Baseball America and Collegiate Baseball
- Dick Howser Trophy, Golden Spikes Award and Rotary Smith Award winner
- Batted .470 with 93 runs, 134 hits, 33 doubles, one triple, 27 homers, 91 RBIs and 17 steals in 71 games
- No. 13 overall pick of the major league draft

2002

ALL-AMERICANS

ABCA

Year	Player	Pos.	*T
1947	Joe Landrum	P	1
1954	Billy O'Dell	P	2
1959	Doug Hoffman	OF	1
1960	Ty Cline	OF	1
	Dave Lynn	C	3
1965	Rusty Adkins	OF	2
1966	Rusty Adkins	2B	3
1967	Rusty Adkins	2B	1
1971	Rusty Gerhardt	P	2
1975	Denny Walling	OF	1
1976	Kurt Seibert	SS	3
1977	Dave Caldwell	OF	3
1980	Tim Teufel	2B	1
1985	Jim McCollom	1B	3
1986	Chuck Baldwin	1B	2
1988	Bert Heffernan	C	1
1989	Brian Barnes	P	1
1991	Jim Crowley	2B	1
	Eric Macrina	DH	2
1992	Kevin Northrup	OF	2
1994	Shane Monahan	OF	1
	Mike Hampton	3B	2
1995	Scott Winchester	P	1
	David Miller	1B	2
	Shane Monahan	OF	2
1996	Kris Benson	P	1
	Matthew LeCroy	C	2

1997	Matthew LeCroy	C	2
2001	Jeff Baker	3B	2
	Steve Reba	P	3
2002	Khalil Greene	SS	1
	Michael Johnson	1B	2
	Steve Reba	P	3
2005	Kris Harvey	DH	1
2006	Tyler Colvin	OF	2
	Andy D'Alessio	1B	2
	Josh Cribb	P	3
2010	Kyle Parker	OF	3
2011	Brad Miller	SS	1
2012	Richie Shaffer	3B	3
2015	Matthew Crownover	P	3

ACADEMIC

Year	Player	Pos.	*T
1995	Paul Galloway	3B	1
2011	Phil Pohl	DH	3
2012	Phil Pohl	DH	1

BASEBALL AMERICA

Year	Player	Pos.	*T
1986	Chuck Baldwin	1B	2
1988	Brian Barnes	P	2
1989	Brian Barnes	P	1
1990	Brian Kowitz	OF	2
1991	Jason Angel	P	2
	Jim Crowley	2B	2
1992	Kevin Northrup	OF	2

1994	Shane Monahan	OF	1
	Mike Hampton	3B	2
1995	Shane Monahan	OF	2
	Scott Winchester	P	2
	David Miller	1B	3
1996	Kris Benson	P	1
	Ken Vining	P	3
1997	Matthew LeCroy	C	1
1999	Patrick Boyd	OF	2
2001	Jeff Baker	3B	1
2002	Jeff Baker	3B	1
	Khalil Greene	SS	1
2004	Brad McCann	3B	3
2005	Kris Harvey	DH	2
2006	Tyler Colvin	OF	1
	Andy D'Alessio	1B	3
2010	Kyle Parker	OF	2
2011	Brad Miller	SS	1
2015	Matthew Crownover	P	3
	Chris Okey	C	3

COLLEGE BASEBALL FOUNDATION

Year	Player	Pos.	*T
2006	Andy D'Alessio	1B	1

COLLEGE SPORTS MADNESS

Year	Player	Pos.	*T
2014	Daniel Gossett	P	3
2015	Matthew Crownover	P	1
	Reed Rohlman	OF	3

COLLEGIATE BASEBALL

Year	Player	Pos.	*T
1991	Eric Macrina	DH	3
1992	Kevin Northrup	OF	3
1994	Mike Hampton	3B	1
	Shane Monahan	OF	2
1995	Shane Monahan	OF	1
	Scott Winchester	P	1
	Jason Dawsey	P	2
	David Miller	1B	3
1996	Kris Benson	P	1
1997	Matthew LeCroy	C	2
1998	Scott Clackum	P	2
2001	Jeff Baker	3B	1
	Steve Reba	P	3
2002	Khalil Greene	SS	1
	Jeff Baker	3B	3
	Michael Johnson	1B	3
	Steve Reba	P	3
2005	Taylor Harbin	2B	2
2006	Josh Cribb	P	2
	Andy D'Alessio	1B	3
2011	Brad Miller	SS	1
2012	Richie Shaffer	3B	3
2014	Daniel Gossett	P	2
2015	Matthew Crownover	P	1
	Chris Okey	C	2

D1BASEBALL

Year	Player	Pos.	*T
2015	Matthew Crownover	P	3

FRESHMAN

Year	Player	Pos.
1991	Billy McMillon	OF
1993	Shane Monahan	1B
	Scott Winchester	P
1995	Matthew LeCroy	C
1997	Ryan Mottl	P
1998	Patrick Boyd	OF
1999	Khalil Greene	3B
2000	Jeff Baker	SS
	Jarrod Schmidt	P
2003	Robert Rohrbaugh	P
2005	Brad Chalk	OF
	Taylor Harbin	2B
2008	Kyle Parker	OF/INF
2011	Kevin Pohle	P
2013	Matthew Crownover	P
	Steven Duggar	OF
2015	Reed Rohlman	OF

NCBWA

Year	Player	Pos.	*T
1993	Billy McMillon	OF	1
	Chad Phillips	P	3
1994	Mike Hampton	3B	1
	Shane Monahan	OF	1
1995	Shane Monahan	OF	1
	David Miller	1B	2
	Gary Burnham	OF	3
	Jason Dawsey	P	3
1996	Kris Benson	P	1
	Billy Koch	P	2
	Matthew LeCroy	C	2
	Ken Vining	P	3
1997	Matthew LeCroy	C	1
1998	Ryan Mottl	P	3
1999	Kurt Bultmann	2B	2
	Patrick Boyd	OF	3
2000	Nick Glaser	P	3
2001	Jeff Baker	3B	2
	Casey Stone	OF	3
2002	Jeff Baker	3B	1
	Khalil Greene	SS	1
	Steve Reba	P	2
	Matt Henrie	P	3
2005	Kris Harvey	DH	3
2006	Tyler Colvin	OF	1
	Andy D'Alessio	1B	1
	Josh Cribb	P	3
2010	Kyle Parker	OF	2
2011	Brad Miller	SS	2
2015	Chris Okey	C	1
	Matthew Crownover	P	2

PERFECT GAME

Year	Player	Pos.	*T
2011	Brad Miller	SS	2
2012	Richie Shaffer	3B	1
2014	Daniel Gossett	P	3
2015	Matthew Crownover	P	1
	Chris Okey	C	1

PING!BASEBALL

Year	Player	Pos.	*T
2010	Kyle Parker	OF	1

SPORTING NEWS

Year	Player	Pos.	*T
1975	Denny Walling	OF	1
1980	Tim Teufel	2B	1
1987	Bill Spiers	SS	1
1997	Matthew LeCroy	C	2
1998	Scott Clackum	P	3
Note: No team picked from 1991-96,02-14.			

USA TODAY

Year	Player	Pos.	*T
2002	Khalil Greene	SS	1

* - team

CHRIS OKEY WAS A FIRST-TEAM ALL-AMERICAN BY NCBWA AND PERFECT GAME IN 2015.



ALL-AMERICA TIGER STATS

RUSTY ADKINS, OF/2B

Second-Team ABCA, 1965; Third-Team ABCA, 1966; First-Team ABCA, 1967													
Year	G	AB	R	H	2B	3B	HR	RBI	SB	BB	SO	Avg.	
1965	30	126	30	56	10	4	3	25	12	12	0	.444	
1966	29	121	39	44	5	6	2	17	9	20	7	.364	
1967	38	149	40	50	7	7	6	24	17	27	9	.336	
Totals	97	396	109	150	22	17	11	66	38	59	16	.379	

JASON ANGEL, P

Second-Team Baseball America, 1991													
Year	G	GS	CG	SH	SV	IP	H	R	ER	ERA	SO	BB	W-L
1990	10	1	0	0	0	14.2	14	8	8	4.91	14	9	2-1
1991	20	16	3	2	0	108.0	75	35	28	2.33	66	36	14-2
1992	18	17	1	0	0	105.1	106	54	40	3.42	76	45	9-3
Totals	48	34	4	2	0	228.0	195	97	76	3.00	156	90	25-6

JEFF BAKER, SS/3B

First-Team Baseball America, 2001; First-Team Collegiate Baseball, 2001; Second-Team ABCA, 2001; Second-Team Sporting News, 2001; Second-Team USA Today, 2001; First-Team Baseball America, 2002; First-Team NCBWA, 2002; Third-Team Collegiate Baseball, 2002													
Year	GP-S	AB	R	H	2B	3B	HR	TB	RBI	SB	BB	SO	Avg.
2000	68-67	275	54	86	16	0	11	135	64	4-4	26	54	.313
2001	60-60	233	66	86	13	2	23	172	75	5-9	38	38	.369
2002	68-67	265	71	86	12	2	25	177	87	17-24	40	59	.325
Totals	196-194	773	191	258	41	4	59	484	226	26-37	98	151	.334

CHUCK BALDWIN, 1B

Second-Team ABCA, 1986; Second-Team Baseball America, 1986													
Year	G	AB	R	H	2B	3B	HR	RBI	SB	BB	SO	Avg.	
1984	51	194	31	69	12	3	0	33	4-6	13	13	.356	
1985	62	252	39	66	12	3	4	33	3-6	13	21	.262	
1986	63	289	64	107	23	1	16	73	6-8	18	26	.370	
1987	52	200	43	69	15	1	9	45	3-3	17	26	.345	
Totals	228	935	177	311	62	8	29	184	16-23	61	86	.333	

BRIAN BARNES, P

Second-Team Baseball America, 1988; First-Team ABCA, 1989; First-Team Baseball America, 1989													
Year	G	GS	CG	SH	SV	IP	H	R	ER	ERA	SO	BB	W-L
1986	15	10	1	0	1	71.0	57	44	29	3.68	53	61	3-2
1987	18	17	5	1	0	120.2	109	50	41	3.06	112	61	12-3
1988	22	19	6	0	1	137.2	124	74	51	3.33	140	62	13-2
1989	23	19	9	1	1	146.0	89	52	36	2.22	208	66	16-3
Totals	78	65	21	2	3	475.1	379	220	157	2.97	513	250	44-10

KRIS BENSON, P

First-Team ABCA, 1996; First-Team Baseball America, 1996; First-Team Collegiate Baseball, 1996; First-Team NCBWA, 1996; First-Team Sporting News, 1996													
Year	G	GS	CG	SH	SV	IP	H	R	ER	ERA	SO	BB	W-L
1994	17	14	1	0	1	85.0	84	48	40	4.24	73	29	7-3
1995	14	14	0	0	0	78.2	75	44	28	3.20	79	23	8-3
1996	19	19	7	4	0	156.0	109	47	35	2.02	204	27	14-2
Totals	50	47	8	4	1	319.2	268	139	103	2.90	356	79	29-8

PATRICK BOYD, OF

Second-Team Baseball America, 1999; Third-Team NCBWA, 1999													
Year	GP-S	AB	R	H	2B	3B	HR	TB	RBI	SB	BB	SO	Avg.
1998	59-59	241	66	83	13	1	8	122	59	11-14	44	46	.344
1999	62-61	246	78	96	22	1	17	171	70	20-25	45	50	.390
2000	69-69	270	50	79	21	4	3	117	49	18-24	44	52	.293
2001	1-1	3	2	1	1	0	0	2	0	0-0	2	0	.333
Totals	191-190	760	196	259	57	6	28	412	178	49-63	135	148	.341

KURT BULTMANN, SS/2B

Second-Team NCBWA, 1999													
Year	GP-S	AB	R	H	2B	3B	HR	TB	RBI	SB	BB	SO	Avg.
1996	63-55	194	34	59	10	0	5	84	27	2-4	25	28	.304
1997	60-60	253	69	88	31	1	16	169	61	3-5	30	42	.348
1998	58-58	234	57	70	18	1	10	120	54	2-4	32	32	.299
1999	68-68	272	73	89	23	2	12	152	72	6-7	46	40	.327
Totals	249-241	953	233	306	82	4	43	525	214	13-20	133	142	.321

GARY BURNHAM, OF

Third-Team NCBWA, 1995													
Year	GP-S	AB	R	H	2B	3B	HR	TB	RBI	SB	BB	SO	Avg.
1994	15-15	47	9	13	3	0	0	16	9	1-1	13	8	.277
1995	66-66	241	61	83	27	4	8	142	62	5-11	46	29	.344
1996	68-68	241	62	70	24	4	6	120	56	2-6	61	40	.290
1997	64-64	266	83	104	23	2	15	176	82	2-4	37	28	.391
Totals	213-213	795	215	270	77	10	29	454	209	10-22	157	105	.340

DAVE CALDWELL, OF

Third-Team ABCA, 1977													
Year	G	AB	R	H	2B	3B	HR	RBI	SB	BB	SO	Avg.	
1975	36	125	21	35	7	4	2	23	2	12	20	.280	
1976	50	196	39	63	13	8	9	49	2	36	32	.321	
1977	41	162	43	46	10	0	7	34	6	28	24	.284	
Totals	127	483	103	144	30	12	18	106	10	76	76	.298	

SCOTT CLACKUM, P

Second-Team Collegiate Baseball, 1998; Third-Team Sporting News, 1998													
Year	G	GS	CG	SH	SV	IP	H	R	ER	ERA	SO	BB	W-L
1997	24	0	0	0	4	37.1	34	13	8	1.93	33	14	3-4
1998	23	0	0	0	9	40.2	21	5	5	1.11	42	11	7-1
Totals	47	0	0	0	13	78.0	55	18	13	1.50	75	25	10-5

TY CLINE, OF/P

First-Team ABCA, 1960													
Year	G	AB	R	H	2B	3B	HR	RBI	SB	BB	SO	Avg.	
1959	31	135	34	44	7	3	1	22	10	12	11	.326	
1960	22	89	26	31	5	5	0	14	12	13	4	.348	
Totals	53	224	60	75	12	8	1	36	22	25	15	.335	

TYLER COLVIN, OF

First-Team Baseball America, 2006; First-Team NCBWA, 2006; Second-Team ABCA, 2006													
Year	GP-S	AB	R	H	2B	3B	HR	TB	RBI	SB	BB	SO	Avg.
2004	52-31	128	21	37	10	0	2	53	19	4-5	11	16	.289
2005	65-65	258	51	73	22	2	5	114	53	12-15	14	31	.283
2006	69-69	281	64	100	22	5	13	171	70	23-27	28	42	.356
Totals	186-165	667	136	210	54	7	20	338	142	39-47	53	89	.315

JOSH CRIBB, P

Second-Team Collegiate Baseball, 2006; Third-Team ABCA, 2006; Third-Team NCBWA, 2006													
Year	G	GS	CG	SH	SV	IP	H	R	ER	ERA	SO	BB	W-L
2003	13	1	0	0	0	25.0	36	17	11	3.96	19	6	0-1
2004	20	1	0	0	2	60.2	49	28	25	3.71	58	15	5-1
2005	19	15	3	2	0	109.1	119	47	43	3.54	97	24	8-5
2006	16	15	1	0	0	87.1	70	36	30	3.09	83	26	9-0
Totals	68	32	4	2	2	282.1	274	128	109	3.47	257	71	22-7

JIM CROWLEY, 2B

First-Team ABCA, 1991; Second-Team Baseball America, 1991													
Year	GP-S	AB	R	H	2B	3B	HR	TB	RBI	SB	BB	SO	Avg.
1988	48-21	89	15	22	4	0	2	32	6	6-7	17	26	.247
1989	66-66	230	49	69	16	1	10	117	60	5-6	35	39	.300
1990	65-65	251	56	82	15	0	14	139	54	7-9	32	39	.327
1991	68-68	256	79	98	22	0	17	171	77	5-9	39	45	.383
Totals	247-220	826	199	271	57	1	43	459	197	23-31	123	149	.328

ALL-AMERICA TIGER STATS

MATTHEW CROWNOVER, P

First-Team College Sports Madneess, 2015; First-Team Collegiate Baseball, 2015;

First-Team Perfect Game, 2015; Second-Team NCBWA, 2015;

Third-Team ABCA, 2015; Third-Team Baseball America, 2015; Third-Team D1Baseball, 2015

Year	G	GS	CG	SH	SV	IP	H	R	ER	ERA	SO	BB	W-L	Pct.
2013	15	14	0	0	0	70.0	64	19	17	2.19	45	17	7-3	.700
2014	17	16	1	0	0	99.1	94	45	32	2.90	90	20	8-6	.571
2015	16	16	0	0	0	109.0	72	27	22	1.82	108	37	10-3	.769
Totals	48	46	1	0	0	278.1	230	92	71	2.30	243	74	25-12	.676

ANDY D'ALESSIO, 1B

First-Team College Baseball Foundation, 2006; First-Team NCBWA, 2006; Second-Team ABCA, 2006; Third-Team Baseball America, 2006; Third-Team Collegiate Baseball, 2006

Year	GP-S	AB	R	H	2B	3B	HR	TB	RBI	SB	BB	SO	Avg.
2004	60-51	180	29	60	10	0	4	82	22	2-2	35	47	.333
2005	65-60	210	36	58	14	1	15	119	60	1-4	29	61	.276
2006	69-69	250	55	78	15	0	23	162	85	7-8	30	60	.312
2007	59-59	213	49	68	12	2	17	135	50	1-3	33	49	.319
Totals	253-239	853	169	264	51	3	59	498	217	11-17	127	217	.309

JASON DAWSEY, P

Second-Team Collegiate Baseball, 1995; Third-Team ABCA, 1995; Third-Team NCBWA, 1995

Year	G	GS	CG	SH	SV	IP	H	R	ER	ERA	SO	BB	W-L	Pct.
1993	27	8	2	0	1	77.2	85	42	35	4.06	70	21	5-2	.714
1994	16	15	1	0	0	97.1	108	51	45	4.16	73	21	6-2	.750
1995	19	19	4	2	0	129.1	101	53	40	2.78	133	45	11-4	.733
Totals	62	42	7	2	1	304.1	294	146	120	3.55	276	87	22-8	.733

RUSTY GERHARDT, P

Second-Team ABCA, 1971

Year	G	GS	CG	IP	H	R	ER	ERA	SO	BB	W-L	Pct.
1969	15	15	6	91.0	60	45	35	3.46	99	60	7-3	.700
1970	16	14	8	100.1	47	27	20	1.79	111	51	9-4	.692
1971	16	14	6	108.0	72	34	26	2.17	111	30	11-3	.786
1972	12	12	6	85.0	75	26	21	2.22	61	22	7-4	.636
Totals	59	55	26	384.1	254	132	102	2.39	382	163	34-14	.708

NICK GLASER, P

Third-Team NCBWA, 2000

Year	G	GS	CG	SH	SV	IP	H	R	ER	ERA	SO	BB	W-L	Pct.
2000	33	0	0	0	15	40.1	38	16	11	2.45	40	29	0-2	.000
2001	18	3	0	0	1	41.1	45	20	18	3.92	44	10	4-3	.571
Totals	51	3	0	0	16	81.2	83	36	29	3.20	84	39	4-5	.444

DANIEL GOSSETT, P

Second-Team Collegiate Baseball, 2014;

Third-Team College Sports Madneess, 2014; Third-Team Perfect Game, 2014

Year	G	GS	CG	SH	SV	IP	H	R	ER	ERA	SO	BB	W-L	Pct.
2012	19	10	0	0	2	77.0	62	37	37	4.32	87	39	6-3	.667
2013	16	16	1	1	0	98.1	78	40	28	2.56	91	38	10-4	.714
2014	15	15	2	2	0	107.1	78	25	23	1.93	107	30	7-2	.778
Totals	50	41	3	3	2	282.2	218	102	88	2.80	285	107	23-9	.719

KHALIL GREENE, 3B/SS

First-Team ABCA, 2002; First-Team Baseball America, 2002;

First-Team Collegiate Baseball, 2002; First-Team NCBWA, 2002; First-Team USA Today, 2002

Year	GP-S	AB	R	H	2B	3B	HR	TB	RBI	SB	BB	SO	Avg.
1999	69-68	274	58	98	20	1	8	144	69	9-12	31	58	.358
2000	69-69	269	59	98	24	3	5	143	64	12-16	42	39	.364
2001	63-63	241	55	73	18	2	12	131	52	17-21	24	41	.303
2002	71-71	285	93	134	33	1	27	250	91	17-18	46	22	.470
Totals	272-271	1069	265	403	95	7	52	668	276	55-67	143	160	.377

MIKE HAMPTON, 3B

First-Team Collegiate Baseball, 1994; First-Team NCBWA, 1994;

Second-Team ABCA, 1994; Second-Team Baseball America, 1994

Year	GP-S	AB	R	H	2B	3B	HR	TB	RBI	SB	BB	SO	Avg.
1993	46-31	130	29	33	13	2	3	59	22	3-5	13	29	.254
1994	75-75	287	84	109	21	4	11	171	70	39-47	47	43	.380
Totals	121-106	417	113	142	34	6	14	230	92	42-52	60	72	.341

TAYLOR HARBIN, 2B

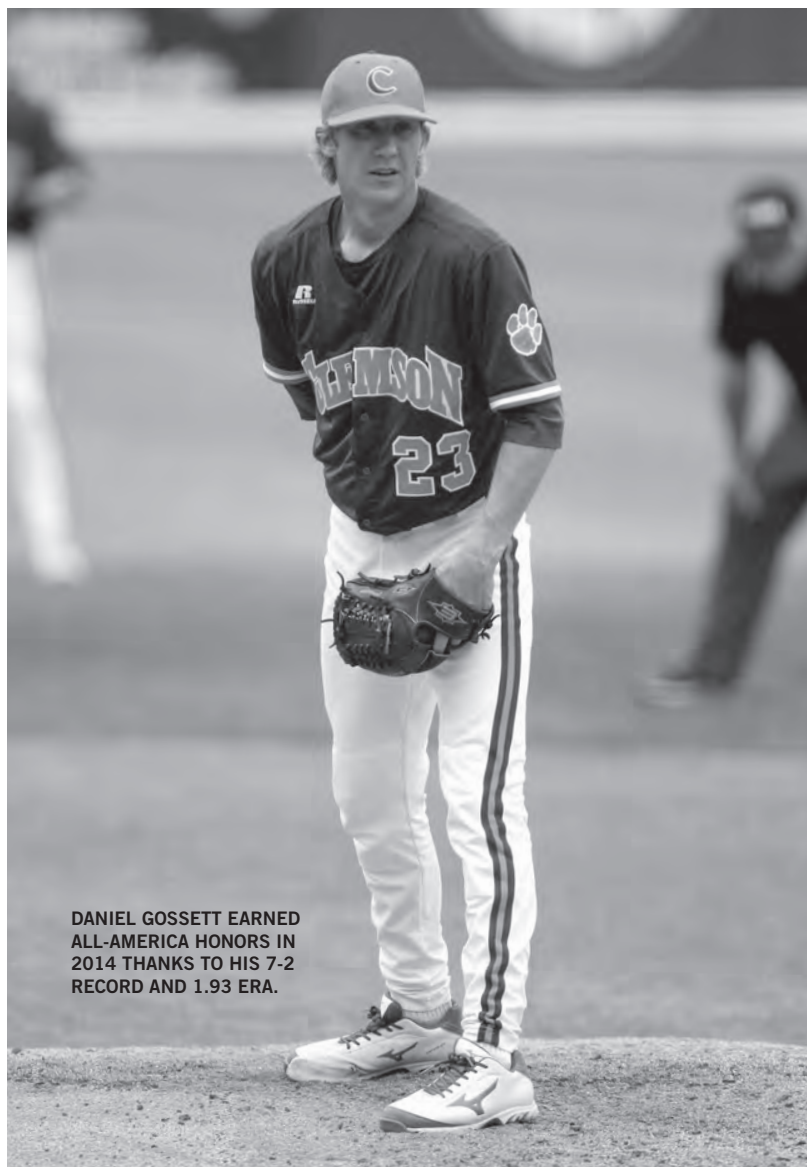
Second-Team Collegiate Baseball, 2005

Year	GP-S	AB	R	H	2B	3B	HR	TB	RBI	SB	BB	SO	Avg.
2005	66-66	274	64	94	28	4	10	160	63	4-7	12	25	.343
2006	64-64	254	54	81	20	2	9	132	47	13-14	15	21	.319
2007	64-63	253	42	75	19	1	11	129	62	14-18	14	20	.296
Totals	194-193	781	160	250	67	7	30	421	172	31-39	41	66	.320

KRIS HARVEY, DH

First-Team ABCA, 2005; Second-Team Baseball America, 2005; Third-Team NCBWA, 2005

Year	GP-S	AB	R	H	2B	3B	HR	TB	RBI	SB	BB	SO	Avg.
2003	25-13	29	8	8	1	0	2	15	11	0-0	2	4	.276
2004	61-51	209	38	70	16	0	8	110	41	4-8	15	31	.335
2005	65-65	249	61	85	11	0	25	171	70	1-2	16	44	.341
Totals	151-129	487	107	163	28	0	35	296	122	5-10	33	79	.335



DANIEL GOSSETT EARNED ALL-AMERICA HONORS IN 2014 THANKS TO HIS 7-2 RECORD AND 1.93 ERA.

BERT HEFFERNAN, C

First-Team ABCA, 1988

Year	G	AB	R	H	2B	3B	HR	RBI	SB	BB	SO	Avg.
1985	65	245	60	85	13	2	9	49	9-13	45	38	.347
1986	61	242	64	80	17	3	8	58	11-15	55	22	.331
1987	65	242	68	81	15	3	4	41	13-19	45	32	.335
1988	68	264	93	89	18	6	6	47	21-24	62	27	.337
Totals	259	993	285	335	63	14	27	195	54-71	207	119	.337

MATT HENRIE, P

Third-Team NCBWA, 2002

Year	G	GS	CG	SH	SV	IP	H	R	ER	ERA	SO	BB	W-L	Pct.
1999	5	0	0	0	0	3.1	6	5	5	13.50	1	6	0-0	----
2001	18	10	0	0	2	67.2	59	32	23	3.06	54	24	6-3	.667
2002	21	18	0	0	1	112.2	112	52	39	3.12	81	25	13-5	.722
Totals	44	28	0	0	3	183.2	177	89	67	3.28	136	55	19-8	.704

DOUG HOFFMAN, OF

First-Team ABCA, 1959

Year	AB	R	H	2B	3B	HR	RBI	SB	BB	SO	Avg.
1957	60	11	9	3	1	2	6	2	14	17	.150
1958	114	23	27	2	2	2	16	4	9	27	.237
1959	105	31	33	3	5	4	25	11	33	22	.314
Totals	279	65	69	8	8	8	47	17	56	66	.247

MICHAEL JOHNSON, 1B

Second-Team ABCA, 2002; Third-Team Collegiate Baseball, 2002

Year	GP-S	AB	R	H	2B	3B	HR	TB	RBI	SB	BB	SO	Avg.
2000	44-32	121	27	37	9	2	3	59	27	2-4	13	34	.306
2001	62-58	218	58	70	13	1	18	139	54	11-11	43	50	.321
2002	71-71	263	62	101	19	1	25	197	81	11-14	50	46	.384
2003	58-58	198	54	67	11	0	12	114	51	1-2	63	38	.338
Totals	235-219	800	201	275	52	4	58	509	213	25-31	169	168	.344



ALL-AMERICA TIGER STATS

BILLY McMILLON
BATTED .377 AND
EARNED FIRST-
TEAM ALL-AMERICA
HONORS IN 1993.



BILLY KOCH, P

Second-Team NCBWA, 1996

Year	G	GS	CG	SH	SV	IP	H	R	ER	ERA	SO	BB	W-L	Pct.
1994	16	14	1	0	0	78.0	72	57	40	4.62	75	34	4-2	.667
1995	16	14	0	0	0	87.0	70	45	36	3.72	111	37	7-2	.778
1996	19	16	2	0	1	111.2	73	46	39	3.14	152	60	10-5	.667
Totals	51	44	3	0	1	276.2	215	148	115	3.74	338	131	21-9	.700

BRIAN KOWITZ, OF

Second-Team Baseball America, 1990

Year	G	AB	R	H	2B	3B	HR	RBI	SB	BB	SO	Avg.
1988	60	179	30	49	16	1	2	21	16-19	20	21	.274
1989	68	267	61	72	15	4	4	43	26-29	46	27	.270
1990	66	253	87	102	22	6	3	60	34-42	44	20	.403
Totals	194	699	178	223	53	11	9	124	76-90	110	68	.319

JOE LANDRUM, P

First-Team ABCA, 1947

Year	IP	H	R	ER	ERA	SO	BB	W-L	Pct.
1946	104.0	72	31	12	1.04	97	22	10-2	.833
1947	117.0	90	48	29	2.23	98	18	12-2	.857
Totals	221.0	162	79	41	2.18	195	40	22-4	.846

MATTHEW LeCROY, C

Second-Team ABCA, 1996; Second-Team NCBWA, 1996;

First-Team Baseball America, 1997; First-Team NCBWA, 1997; Second-Team ABCA, 1997;

Second-Team Collegiate Baseball, 1997; Second-Team Sporting News, 1997

Year	GP-S	AB	R	H	2B	3B	HR	TB	RBI	SB	BB	SO	Avg.
1995	68-68	255	55	85	18	0	15	148	72	0-4	34	57	.333
1996	67-67	244	61	77	18	0	14	137	57	3-4	44	35	.316
1997	64-64	237	62	85	12	1	24	171	79	5-7	53	34	.359
Totals	199-199	736	178	247	48	1	53	456	208	8-15	131	126	.336

DAVE LYNN, C

Third-Team ABCA, 1960

Year	G	AB	R	H	2B	3B	HR	RBI	SB	BB	SO	Avg.
1959	1	2	1	1	0	0	1	2	0	1	0	.500
1960	22	89	21	32	3	2	8	31	1	8	10	.360
1961	22	72	20	24	4	0	6	21	1	22	13	.333
Totals	45	163	42	57	7	2	15	54	2	31	23	.350

ERIC MACRINA, DH

Second-Team ABCA, 1991; Third-Team Collegiate Baseball, 1991

Year	GP-S	AB	R	H	2B	3B	HR	TB	RBI	SB	BB	SO	Avg.
1988	25-11	46	8	8	3	0	3	20	6	1-1	8	10	.174
1989	54-39	152	35	40	8	4	6	74	33	3-5	18	42	.263
1990	53-50	189	38	64	11	1	18	131	69	1-2	24	44	.339
1991	69-68	260	67	87	18	1	24	179	84	3-4	37	69	.335
Totals	201-168	647	148	199	40	6	51	404	192	8-12	87	165	.308

BRAD McCANN, 3B

Third-Team Baseball America, 2004

Year	GP-S	AB	R	H	2B	3B	HR	TB	RBI	SB	BB	SO	Avg.
2003	60-60	251	44	87	21	1	9	137	67	2-4	12	43	.347
2004	63-63	253	64	96	20	0	16	164	65	6-10	36	43	.379
Totals	123-123	504	108	183	41	1	25	301	132	8-14	48	86	.363

JIM McCOLLOM, 1B

Third-Team ABCA, 1985

Year	G	AB	R	H	2B	3B	HR	RBI	SB	BB	SO	Avg.
1982	56	186	41	50	9	2	11	37	1-2	26	30	.269
1983	51	190	50	66	15	4	9	51	5-6	25	26	.347
1984	55	203	53	71	13	2	11	54	7-7	32	25	.350
1985	64	251	59	98	19	4	21	76	7-11	33	23	.390
Totals	226	830	203	285	56	12	52	218	20-26	116	104	.343

BILLY McMILLON, OF/1B

First-Team NCBWA, 1993

Year	GP-S	AB	R	H	2B	3B	HR	TB	RBI	SB	BB	SO	Avg.
1991	65-54	202	75	79	26	4	10	143	48	12-17	41	21	.391
1992	32-32	113	34	42	8	3	4	68	27	6-11	21	22	.372
1993	57-57	212	64	80	21	1	5	118	30	11-17	47	30	.377
Totals	154-143	527	173	201	55	8	19	329	105	29-45	109	73	.381

BRAD MILLER, SS

First-Team ABCA, 2011; First-Team Baseball America, 2011; First-Team Collegiate Baseball, 2011; Second-Team NCBWA, 2011; Second-Team Perfect Game, 2011

Year	GP-GS	AB	R	H	2B	3B	HR	TB	RBI	SB	BB	SO	Avg.
2009	66-66	238	49	65	6	1	3	82	36	16-21	53	35	.273
2010	69-69	252	71	90	19	4	8	141	49	9-11	50	43	.357
2011	56-54	195	53	77	11	3	5	109	50	21-26	40	34	.395
Totals	191-189	685	173	232	36	8	16	332	135	46-58	143	112	.339

DAVID MILLER, 1B/OF

Second-Team ABCA, 1995; Second-Team NCBWA, 1995;

Third-Team Baseball America, 1995; Third-Team Collegiate Baseball, 1995

Year	GP-GS	AB	R	H	2B	3B	HR	TB	RBI	SB	BB	SO	Avg.
1993	44-18	85	12	23	3	1	0	28	12	1-1	4	11	.271
1994	71-71	288	52	90	13	4	1	114	59	23-31	36	31	.313
1995	68-68	271	79	103	14	10	9	164	78	27-32	40	36	.380
Totals	183-157	644	143	216	30	15	10	306	149	51-64	84	78	.335

SHANE MONAHAN, OF

First-Team ABCA, 1994; First-Team Baseball America, 1994; First-Team NCBWA, 1994;

Second-Team Collegiate Baseball, 1994; First-Team Collegiate Baseball, 1995;

First-Team NCBWA, 1995; Second-Team ABCA, 1995; Second-Team Baseball America, 1995

Year	GP-S	AB	R	H	2B	3B	HR	TB	RBI	SB	BB	SO	Avg.
1993	65-65	253	56	94	15	7	9	150	64	17-21	20	49	.372
1994	75-75	330	97	137	23	9	11	211	53	23-31	36	33	.415
1995	67-67	273	82	106	22	5	12	174	52	21-28	44	37	.388
Totals	207-207	856	235	337	60	21	32	535	169	61-80	100	119	.394

RYAN MOTT, P

Third-Team NCBWA, 1998

Year	G	GS	CG	SH	SV	IP	H	R	ER	ERA	SO	BB	W-L	Pct.
1997	16	16	2	0	0	106.2	113	63	56	4.73	99	33	10-3	.769
1998	16	16	1	0	0	101.0	101	62	54	4.81	96	31	9-4	.692
1999	19	17	1	0	0	99.2	120	82	68	6.14	84	53	4-8	.333
2000	21	19	2	1	0	107.0	103	52	44	3.70	81	28	10-4	.714
Totals	72	68	6	1	0	414.1	437	259	222	4.82	360	145	33-19	.635

KEVIN NORTHRUP, OF

Second-Team ABCA, 1992; Second-Team Baseball America, 1992;

Third-Team Collegiate Baseball, 1992

Year	GP-S	AB	R	H	2B	3B	HR	TB	RBI	SB	BB	SO	Avg.
1989	35-14	66	12	14	2	0	1	20	5	3-5	16	19	.212
1990	53-46	173	35	53	10	0	7	84	33	12-12	15	28	.306
1991	67-66	254	72	89	20	9	5	142	48	21-22	31	32	.350
1992	64-64	249	67	95	23	2	9	149	64	47-55	51	31	.382
Totals	219-190	742	186	251	55	11	22	395	150	83-94	113	110	.338



ALL-AMERICA TIGER STATS

BILLY O'DELL, P

Second-Team ABCA, 1954

Year	G	GS	CG	IP	H	R	ER	ERA	BB	SO	W-L	Pct.
1952	10	7	4	56.0	48	36	18	2.89	16	81	5-2	.714
1953	11	8	6	72.1	25	22	11	1.36	32	108	6-3	.667
1954	14	11	9	91.1	56	26	8	0.79	35	111	8-3	.727
Totals	35	26	19	219.2	129	84	37	1.51	83	300	19-8	.704

CHRIS OKEY, C

First-Team NCBWA, 2015; First-Team Perfect Game, 2015;

Second-Team Collegiate Baseball, 2015; Third-Team Baseball America, 2015

Year	GP-S	AB	R	H	2B	3B	HR	TB	RBI	SB	BB	SO	Avg.
2014	61-61	226	27	56	9	1	4	79	41	3-5	22	33	.248
2015	61-61	235	50	74	16	1	12	128	57	3-3	27	49	.315
Totals	122-122	461	77	130	25	2	16	207	98	6-8	49	82	.282

KYLE PARKER, OF/1B

First-Team Ping!Baseball, 2010; Second-Team Baseball America, 2010;

Second-Team NCBWA, 2010; Third-Team ABCA, 2010

Year	GP-S	AB	R	H	2B	3B	HR	TB	RBI	SB	BB	SO	Avg.
2008	57-55	211	44	64	12	0	14	118	50	2-3	32	48	.303
2009	63-60	231	48	59	7	0	12	102	52	6-6	29	52	.255
2010	67-67	247	85	85	15	1	20	162	64	4-6	56	60	.344
Totals	187-182	689	177	208	34	1	46	382	166	12-15	117	160	.302

CHAD PHILLIPS, P/OF

Third-Team NCBWA, 1993

Year	G	GS	CG	SH	SV	IP	H	R	ER	ERA	SO	BB	W-L	Pct.
1990	15	0	0	0	2	25.0	24	13	11	3.96	17	5	1-0	1.000
1991	13	3	0	0	2	37.2	40	23	16	3.82	25	16	1-0	1.000
1992	13	1	0	0	3	34.0	32	18	16	4.24	29	11	3-1	.750
1993	16	15	1	0	0	90.2	93	35	30	2.98	69	24	12-2	.857
Totals	57	19	1	0	7	187.1	189	89	73	3.51	140	56	17-3	.850

Year	GP-S	AB	R	H	2B	3B	HR	TB	RBI	SB	BB	SO	Avg.
1990	38-9	44	6	13	5	0	0	18	4	1-1	8	4	.295
1991	45-12	63	15	25	3	0	1	31	14	3-4	11	3	.397
1992	43-40	153	25	44	8	3	2	64	25	6-7	8	25	.288
1993	42-21	42	5	12	3	0	1	18	5	0-0	1	5	.286
Totals	168-82	302	51	94	19	3	4	131	48	10-12	28	37	.311

STEVE REBA, P

Third-Team ABCA, 2001; Third-Team Collegiate Baseball, 2001; Second-Team NCBWA, 2002;

Third-Team ABCA, 2002; Third-Team Collegiate Baseball, 2002

Year	G	GS	CG	SH	SV	IP	H	R	ER	ERA	SO	BB	W-L	Pct.
1999	21	7	0	0	0	56.2	78	49	47	7.46	45	34	5-4	.555
2000	19	2	0	0	2	42.0	33	16	13	2.79	33	15	3-0	1.000
2001	18	17	2	1	0	108.0	84	39	31	2.58	103	31	12-3	.800
2002	20	19	1	0	0	112.2	121	67	55	4.39	82	44	13-4	.765
Totals	78	45	3	1	2	319.1	316	171	146	4.11	263	124	33-11	.750

REED ROHLMAN, OF

Third-Team College Sports Madness, 2015

Year	GP-S	AB	R	H	2B	3B	HR	TB	RBI	SB	BB	SO	Avg.
2015	61-59	236	43	84	17	0	3	110	58	3-5	23	35	.356

KURT SEIBERT, SS

Third-Team ABCA, 1976

Year	G	AB	R	H	2B	3B	HR	RBI	SB	BB	SO	Avg.
1974	28	95	22	30	3	2	0	13	4	17	9	.316
1975	43	153	48	49	8	2	0	13	21	39	17	.320
1976	44	160	43	55	5	2	2	13	13	50	12	.344
Totals	115	408	113	134	16	6	2	39	38	106	38	.328

RICHIE SHAFFER, 3B/1B

First-Team Perfect Game, 2012; Third-Team ABCA, 2012; Third-Team Collegiate Baseball, 2012

Year	GP-S	AB	R	H	2B	3B	HR	TB	RBI	SB	BB	SO	Avg.
2010	48-44	158	45	51	11	0	7	83	36	2-2	18	36	.323
2011	63-63	222	62	70	15	2	13	128	55	8-9	44	53	.315
2012	63-63	232	49	78	21	2	10	133	46	8-10	63	53	.336
Totals	174-170	612	156	199	47	4	30	344	137	18-21	125	142	.325

BILL SPIERS, SS

First-Team Sporting News, 1987

Year	G	AB	R	H	2B	3B	HR	RBI	SB	BB	SO	Avg.
1985	47	171	31	65	10	1	0	22	9	9	10	.380
1986	62	258	73	83	11	5	12	53	35	35	40	.322
1987	64	252	65	73	13	11	5	44	16	31	26	.290
Totals	173	681	169	221	34	17	17	119	60	75	76	.325

CASEY STONE, OF

Third-Team NCBWA, 2001

Year	GP-S	AB	R	H	2B	3B	HR	TB	RBI	SB	BB	SO	Avg.
1998	45-15	86	18	23	3	1	0	28	14	2-2	8	12	.267
1999	49-24	104	22	25	4	0	0	29	17	7-9	18	9	.240
2000	69-69	272	65	97	11	3	1	117	51	25-30	23	15	.357
2001	62-62	274	63	103	17	2	2	130	49	25-30	13	10	.376
Totals	225-170	736	168	248	35	6	3	304	131	59-71	62	46	.337

TIM TEUFEL, 2B

First-Team Sporting News, 1980

Year	G	AB	R	H	2B	3B	HR	RBI	SB	BB	SO	Avg.
1979	55	197	58	69	14	3	13	50	13	29	32	.350
1980	46	168	44	65	16	1	11	66	13	43	14	.387
Totals	101	365	102	134	30	4	24	116	26	72	46	.367

KEN VINING, P

Third-Team Baseball America, 1996; Third-Team NCBWA, 1996

Year	G	GS	CG	SH	SV	IP	H	R	ER	ERA	SO	BB	W-L	Pct.
1994	20	1	0	0	0	40.1	39	22	18	4.02	45	18	3-0	1.000
1995	22	9	0	0	2	69.0	53	29	26	3.39	78	25	4-0	1.000
1996	19	16	3	2	0	115.0	92	43	38	2.97	135	38	10-3	.769
Totals	61	26	3	2	2	224.1	184	94	82	3.29	258	81	17-3	.850

DENNY WALLING, OF

First-Team Sporting News, 1975


Year	G	AB	R	H	2B	3B	HR	RBI	SB	BB	SO	Avg.
1975	38	140	46	59	9	3	13	60	11	31	12	.421

SCOTT WINCHESTER, P

First-Team ABCA, 1995; First-Team Collegiate Baseball, 1995;

Second-Team Baseball America, 1995


Year	G	GS	CG	SH	SV	IP	H	R	ER	ERA	SO	BB	W-L	Pct.
1993	26	0	0	0	10	48.1	36	22	14	2.61	42	16	4-1	.800
1994	28	0	0	0	10	38.2	30	10	8	1.86	38	15	5-2	.714
1995	33	0	0	0	14	45.2	23	5	3	0.59	42	16	4-2	.667
Totals	87	0	0	0	34	132.2	89	37	25	1.70	122	47	13-5	.722



BILLY O'DELL WAS A SECOND-TEAM ALL-AMERICAN WHO HAD AN 0.79 ERA AND 111 STRIKEOUTS IN 1954.

ALL-ACC SELECTIONS

Year	Player, Pos.	Team	Johnny Jones, OF	1	Randy Bray, 2B	2	Bill Foley, C	1	Scott Winchester, P	2				
1954	Roy Coker, UT	1	Elmo Lam, SS	1	Eddie Holland, C	2	Chuck Porter, P	1	1995	Jason Dawsey, P	1			
	Doug Kingsmore, OF	1	Gene Harbeson, C	2	Craig White, OF	2	Kurt Seibert, SS	1		David Miller, 1B	1			
	Wyman Morris, 3B	1	Damon Vincent, P	2	1971	Rusty Gerhardt, P	1	Steve Tucker, OF	1	Shane Monahan, OF	1			
	Billy O'Dell, P	1	1964	Ben Marsella, 3B		1	Johnny Severs, OF	1	Gary Fahrney, 1B	2	Scott Winchester, P	1		
	Bobby Morris, C	2		Tommy Chapman, P		2	Craig White, OF	1	Ron Musselman, P	2	Paul Galloway, 3B	2		
1955	Bill Barnett, OF	2	Buddy Nixon, 1B	2	1972	Rusty Gerhardt, P	1	1977	Robert Bonnette, SS	1	1996	Kris Benson, P	1	
1958	Harold Stowe, P	1	George Sutton, OF	2		Calvin Weeks, OF	1		Dave Caldwell, OF	1		Matthew LeCroy, C	1	
	Bailey Hendley, OF	2	1965	Rusty Adkins, OF	1		Kenny Bagwell, 2B	2		Bill Foley, C	1		Gary Burnham, OF	2
	Bud Spiers, SS	2		Tommy Chapman, P	1		Lin Hamilton, C	2		Ron Musselman, P	1		Paul Galloway, 3B	2
1959	Doug Hoffman, OF	1		Lawton Cowart, 3B	1		Smiley Sanders, OF	2		Neil Simons, OF	1	1997	Matthew LeCroy, C	1
	Larry Bagwell, UT	2		Jack McCall, SS	1	1973	Lindsay Graham, P	1		Billy Wingo, 2B	1			Ryan Mottl, P
		Fred DeBerry, 1B	2	1966	Rusty Adkins, 2B	1		Lin Hamilton, C	1	1978	Robert Bonnette, SS	1		Gary Burnham, OF
	Bailey Hendley, OF	2		Lawton Cowart, 3B	1		Richard Haynes, 2B	1		Neil Simons, OF	1		Jason Embler, 1B	2
	Harold Stowe, P	2		Jack McCall, SS	1		Smiley Sanders, OF	1		Mike Brown, P	2	1998	Kurt Bultmann, 2B	1
1960	Ty Cline, OF	1		George Sutton, OF	1		Craig White, OF	1		Steve Nilsson, 1B	2			Scott Clackump, P
	Bailey Hendley, UT	1		Eddie Barbary, C	2		Steve Cline, P	2		Pete Peltz, 3B	2		Matt Padgett, OF	1
	Dave Lynn, C	1		Charlie Watson, P	2	1974	Steve Cline, P	1		Billy Weems, OF	2		Patrick Boyd, OF	2
1961	Elmo Lam, SS	2	1967	Rusty Adkins, 2B	1		Lin Hamilton, C	1	1979	Robbie Allen, SS	1		Jason Harris, 1B	2
	Dave Lynn, C	2		Garry Helms, SS	1		Mike Pulaski, OF	1		Tony Masone, OF	1		Ryan Mottl, P	2
1962	Gene Harbeson, C	1		Bill Parmer, P	2		Smiley Sanders, OF	1		Neil Simons, OF	1	1999	Patrick Boyd, OF	1
	Johnny Jones, OF	1	1968	Randy Bray, SS	2		Richard Haynes, 2B	2		Mike Sullivan, P	1			Jason Harris, 1B
	Joey Taylor, OF	1		John Curtis, P	2	1975	Kurt Seibert, SS	1		Robert Bonnette, 3B	2		Mike Paradis, P	2
	Elmo Lam, SS	2	1969	Randy Bray, SS	2		Denny Walling, OF	1		Dave Buffamoyer, DH	2	2000	Nick Glaser, RP	2
	Nicky Lomax, OF	2		Rusty Gerhardt, P	2		Billy Wingo, 2B	1	1980	Mike Brown, P	2		Khalil Greene, 3B	2
1963	Pete Ayoub, 2B	1		Don Russell, 3B	2		Pat Fitzsimmons, 3B	2			Neil Simons, OF	1		Jarrold Schmidt, SP
	Mike Bohonak, OF	1		Craig White, OF	2		Steve Tucker, OF	2		Tim Teufel, 2B	1	2001	Jeff Baker, 3B	1
	Dave Ellisor, 3B	1	1970	Rusty Gerhardt, P	1	1976	Dave Caldwell, OF	1		Robbie Allen, SS	2			Khalil Greene, SS



**MICHAEL JOHNSON
WAS A TWO-TIME,
FIRST-TEAM ALL-ACC
SELECTION (2002,03).**

	Bill Foley, C	1		Scott Winchester, P	2
	Chuck Porter, P	1	1995	Jason Dawsey, P	1
	Kurt Seibert, SS	1		David Miller, 1B	1
	Steve Tucker, OF	1		Shane Monahan, OF	1
	Gary Fehrney, 1B	2		Scott Winchester, P	1
	Ron Musselman, P	2		Paul Galloway, 3B	2
1977	Robert Bonnette, SS	1	1996	Kris Benson, P	1
	Dave Caldwell, OF	1		Matthew LeCroy, C	1
	Bill Foley, C	1		Gary Burnham, OF	2
	Ron Musselman, P	1		Paul Galloway, 3B	2
	Neil Simons, OF	1	1997	Matthew LeCroy, C	1
	Billy Wingo, 2B	1		Ryan Mottl, P	1
1978	Robert Bonnette, SS	1		Gary Burnham, OF	2
	Neil Simons, OF	1		Jason Embler, 1B	2
	Mike Brown, P	2	1998	Kurt Bultmann, 2B	1
	Steve Nilsson, 1B	2		Scott Clackum, P	1
	Pete Peltz, 3B	2		Matt Padgett, OF	1
	Billy Weems, OF	2		Patrick Boyd, OF	2
1979	Robbie Allen, SS	1		Jason Harris, 1B	2
	Tony Masone, OF	1		Ryan Mottl, P	2
	Neil Simons, OF	1	1999	Patrick Boyd, OF	1
	Mike Sullivan, P	1		Jason Harris, 1B	2
	Robert Bonnette, 3B	2		Mike Paradis, P	2
	Dave Buffamoyer, DH	2	2000	Nick Glaser, RP	2
1980	Mike Brown, P	1		Khalil Greene, 3B	2
	Neil Simons, OF	1		Jarrod Schmidt, SP	2
	Tim Teufel, 2B	1	2001	Jeff Baker, 3B	1
	Robbie Allen, SS	2		Khalil Greene, SS	1
1981	Mike Mahoney, OF	1		Steve Reba, P	1
	Glenn Gallagher, OF	2		Jarrod Schmidt, DH	1
	Craig Roberson, 3B	2		Ryan Riley, 2B	2
1982	Jeff Gilbert, P	1		Casey Stone, OF	2
	Jimmy Key, DH	1	2002	Khalil Greene, SS	1
	Jimmy Key, P	1		Michael Johnson, 1B	1
	Steve Van Dyke, C	2		Steve Reba, SP	1
1983	Bob Paulling, 1B	1		Jeff Baker, 3B	2
	Ricky Hester, OF	2		Matt Henrie, SP	2
	Jim McCollom, DH	2		Russell Triplett, UT	2
	Frank Russ, 2B	2	2003	Michael Johnson, 1B	1
	Brooks Shumake, OF	2		Brad McCann, 3B	2
1984	Jim McCollom, DH	1		David Slevin, 2B	2
	Brooks Shumake, OF	1		Russell Triplett, SS	2
	Bob Paulling, 1B	2	2004	Kris Harvey, DH/UT	1
	Scott Powers, SS	2		Patrick Hogan, RP	2
1985	Jim McCollom, 1B	1		Brad McCann, 3B	2
	John Jay, DH	2		Lo Santangelo, C	2
1986	Chuck Baldwin, 1B	1	2005	Taylor Harbin, 2B	1
	Randy Mazey, OF	1		Kris Harvey, DH	1
	Steve Baucom, 3B	2		Stephen Faris, SP	2
	Bert Heffernan, C	2	2006	Josh Cribb, SP	1
1987	Steve Baucom, 3B	1		Andy D'Alessio, 1B	1
	Bert Heffernan, C	1		Jason Berken, SP	2
	Randy Mazey, OF	1		Tyler Colvin, OF	2
	Bill Spiers, SS	1	2007	Marquez Smith, 3B	1
	Henry Threadgill, 2B	2		Brad Chalk, OF	2
1988	Brian Barnes, P	1		Taylor Harbin, SS	2
	Rusty Charpia, SS	1		Daniel Moskos, SP	2
	Bert Heffernan, C	1	2008	D.J. Mitchell, SP	1
	Jerry Brooks, 3B	2		Kyle Parker, DH/UT	1
	Mike Couture, DH	2	2009	Jeff Schaus, OF	1
	Randy Mazey, OF	2	2010	Kyle Parker, OF	1
	Mike Milchin, 1B	2		Mike Freeman, 2B	2
	Henry Threadgill, 2B	2		Jeff Schaus, OF	2
1989	Brian Barnes, P	1	2011	Brad Miller, SS	1
	Henry Threadgill, 2B	1		Richie Shaffer, 1B	1
	Mike Couture, C	2		Will Lamb, OF	2
	Jim Crowley, 3B	2		Phil Pohl, DH/UT	2
	Brian Kowitz, OF	2		Jeff Schaus, OF	2
	Mike Milchin, 1B	2	2012	Phil Pohl, DH/UT	1
1990	Brian Kowitz, OF	1		Richie Shaffer, 3B	1
	Jim Crowley, 3B	2		Thomas Brittle, OF	2
	Joe DeBerry, DH	2		Steve Wilkerson, 2B	2
	Eric Macrina, UT	2	2013	Daniel Gossett, SP	2
	Tim Rigbsy, SS	2		Shane Kennedy, DH/UT	2
1991	Jason Angel, P	1		Steve Wilkerson, 2B	2
	Jim Crowley, 2B	1	2014	Daniel Gossett, SP	1
	Eric Macrina, 1B	1		Garrett Boulware, DH/UT	2
	Billy McMillon, OF	1		Tyler Krieger, SS	2
	Todd Stefan, SS	1		Steve Wilkerson, 2B	2
	Kevin Northrup, OF	2		Jay Baum, OF	3
	Michael Spiers, OF	2		Matthew Crownover, SP	3
1992	Kevin Northrup, OF	1		Steven Duggar, OF	3
	Ted Corbin, SS	2	2015	Matthew Crownover, SP	1
	Keith Williams, OF	2		Chris Okey, C	1
1993	Billy McMillon, OF	1		Tyler Krieger, DH/UT	2
	Keith Williams, OF	1		Reed Rohman, OF	2
	Jeff Morris, 2B	2		Steven Duggar, OF	3
1994	Mike Hampton, 3B	1		Eli White, SS	3
	Shane Monahan, OF	1			


ACC ACADEMIC HONOR ROLL

1957	Carol Brown Sam Gambrell Harold Lingerfelt		Michael Spiers David Tripp	Josh Cribb Jess Easterling Kyle Frank	Adam Ward William Bond Mike Freeman	ALL-ACC ACADEMIC SELECTIONS		
1959	Clayton Lowder		Fred Daniels	Zane Green	Doug Hogan	2006	Brad Chalk	Spencer Kieboom
1960	David Sprouse		Jeff Miller	Khalil Greene	Alex Lee		Sean Clark	Brad Miller
1961	David Sprouse		Jeff Morris	Paul Harrelson	Clinton McKinney		Josh Cribb	Phil Pohl
1962	Damon Vincent		Michael Spiers	Ryan Hub	Justin Sarratt		Herman Demmink	Kevin Pohle
1963	Greg Casey		Fred Daniels	Steven Jackson	Jeff Schaus		Ben Hall	Justin Sarratt
	Elmo Lam	1992	Jamie Eggleston	Michael Johnson	Graham Stoneburner		Taylor Harbin	Richie Shaffer
	Damon Vincent		Billy McMillon	Ryan Klosterman	Josh Thrailkill		David Kopp	Jason Stolz
	David Wrenn		Scott Melzer	B.J. LaMura	Matt Vaughn	2007	Alex Lee	2012 Kevin Brady
1965	David Wrenn		Jeff Miller	Gene Pierce	Adam Ward		Daniel Moskos	Thomas Brittle
1966	John Dinneen		Jeff Morris	Daniel Pritchard	Kevin Brady	2009	Matt Vaughn	Scott Firth
	Jack McCall		Andy Taulbee	Jarrold Schmidt	Mike Freeman	2008	Mike Freeman	Spencer Kieboom
	Pete Myers	1993	Jason Dawsey	Josh Cribb	David Haselden		Alex Lee	Jonathan Meyer
	Bill Bonekat		Mike Eydenberg	Herman Demmink	Ryan Hinson		Justin Sarratt	Phil Pohl
	John Dinneen		Paul Galloway	Jess Easterling	Will Lamb		Graham Stoneburner	Jason Stolz
	Bob Lowell		Jeff Keppen	Kyle Frank	Clinton McKinney	2009	Mike Freeman	2013 Thomas Brittle
	Pete Myers		Scott Melzer	Zane Green	Brad Miller		Mike Stolz	Matt Campbell
	Bill Parmar		Hoby Mork	Paul Harrelson	Richard Mounce		Graham Stoneburner	Matthew Crownover
	Keith Waters		Jeff Morris	Jeff Hourigan	Phil Pohl		Matt Vaughn	Steven Duggar
	Charlie Watson		Andy Taulbee	Ryan Hub	Justin Sarratt	2010	Kevin Brady	Jonathan Meyer
1968	Bill Bonekat	1994	Eric DeMoura	John Ingram	Jason Stolz		Mike Freeman	2014 Matt Campbell
	Nelson Gibson		Jamie Eggleston	Steven Jackson	Graham Stoneburner		David Haselden	Matthew Crownover
1969	Bill Bonekat		Mike Eydenberg	Collin Mahoney	Josh Thrailkill		Brad Miller	Steven Duggar
	Dave Monjot		Paul Galloway	Gene Pierce	Matt Vaughn		Richie Shaffer	Tyler Krieger
1971	Lindsay Graham		Jeff Keppen	Jason Berken	Adam Ward	2011	Kevin Brady	2015 Matthew Crownover
1972	Pat Fitzsimmons		Andy Taulbee	Josh Cribb	Scott Weismann		Matt Campbell	Steven Duggar
	Pete Hendricks	1995	Eric DeMoura	Andy D'Alessio	Wilson Boyd		Scott Firth	Chase Pinder
1973	Pat Fitzsimmons		Jamie Eggleston	Herman Demmink	Kevin Brady	2010	David Haselden	Eli White
	Charlie Ing		Paul Galloway	Stephen Faris	Kevin Caughman			
	Randy Quintell		Scott Winchester	Doug Hogan	Marcus Curry		Glenn Batson	B.J. LaMura 2000-02
	Pete Sampson	1996	Derek Borgert	Patrick Hogan	Mike Freeman		Matt Campbell	Paul Harrelson 2000,02,03
1974	Terry Armstrong		Eric DeMoura	Ryan Hub	David Haselden		Andrew Cox	Steven Jackson 2001-03
	Charlie Ing		Paul Galloway	John Ingram	Spencer Kieboom		Matthew Crownover	Herman Demmink 2003,04,06
	Randy Quintrell		Brian Holstad	Tyler Lumsden	Brad Miller		Steven Duggar	Stephen Faris 2004-06
	Pete Sampson		Bryan Schroeder	Collin Mahoney	John Nester		Daniel Gossett	Doug Hogan 2004,06,08
1975	Chuck Porter		Rodney Williams	Brad McCann	Phil Pohl		Adam Hosler	Brad Chalk 2005-07
	Randy Quintrell	1997	Brian Adams	Gene Pierce	Justin Sarratt		Brody Koerner	Chris Fidrych 2005-07
1976	David Beasley		Darren Adams	Robert Rohrbaugh	Richie Shaffer		Taylor Harbin	Taylor Harbin 2005-07
	Steve Nilsson		Derek Borgert	Travis Storror	Jason Stolz		Kevin Pohle	William Bond 2006-08
	Chuck Porter		Eric DeMoura	P.J. Zocchi	Clay Bates	2011	Eli White	Graham Stoneburner 2007-09
	Randy Quintrell		Jeff Kane	Jorge Andrade Jr.	Kevin Brady		Steve Wilkerson	Adam Ward 2007-09
1977	Steve Nilsson		Matthew LeCroy	Brad Chalk	Matt Campbell	2015	Patrick Andrews	Mike Freeman 2008-10
	Randy Quintrell		Ryan Mottl	Sean Clark	Kevin Caughman		Charlie Barnes	Brad Miller 2009-11
	Billy Trapp		Mike Paradis	Josh Cribb	Scott Firth		Glenn Batson	Kevin Caughman 2010-12
1978	Alan Hoover		Bryan Schroeder	Andy D'Alessio	John Hinson		K.J. Bryant	Spencer Kieboom 2010-12
	Steve Nilsson		Brian Werner	Stephen Faris	Spencer Kieboom		Andrew Cox	Clay Bates 2011-13
1979	Alan Armour	1998	Darren Adams	Jesse Ferguson	Jonathan Meyer		Matthew Crownover	Jonathan Meyer 2011-13
	Jody Burttram		Derek Borgert	Chris Fidrych	Brad Miller		Steven Duggar	Andrew Cox 2013-15
	Doug Gray		Mike Calitri	Drew Fiorenza	Phil Pohl		Maleeque Gibson	Matthew Crownover 2013-15
	Billy Trapp		Donovan Harrison	Ben Hall	Kevin Pohle		Brody Koerner	Steven Duggar 2013-15
1980	Greg Guin		Justin Singleton	Taylor Harbin	Justin Sarratt		Pat Krall	Brody Koerner 2013-15
	Neil Simons	1999	Derek Borgert	Kris Harvey	Richie Shaffer		Chase Pinder	
	Billy Trapp		Mike Calitri	Chris Howard	Jason Stolz		Kevin Pohle	
1981	Alan Armour		Jesse Douglass	David Kopp	Patrick Andrews	2012	Mike Triller	
	Jody Burttram		Brian Ellis	Tanner Leggett	Kyle Bailey		Eli White	
	Jeff Gilbert		Mike Paradis	Alex Martin	Clay Bates		Weston Wilson	
	Mike Mahoney		Grant Redding	Gene Pierce	Jay Baum			
1982	Jeff Gilbert		Doug Roper	Daniel Pritchard	Kevin Brady			
	Frank Russ		Justin Singleton	Robert Rohrbaugh	Thomas Brittle			
	Craig Roberson		Henri Stanley	Chris Allen	Matt Campbell			
1983	Jeff Gilbert		Jeff Vessell	William Bond	Kevin Caughman			
	Tom Mallon	2000	Chad Bendinelli	Brad Chalk	Scott Firth			
	Craig Roberson		Khalil Greene	Sean Clark	Brock Goodling			
1984	Derek Spears		Paul Harrelson	Josh Cribb	Mike Kent			
	George Stone		Matt Henrie	Herman Demmink	Spencer Kieboom			
	Oliver Whitaker		Brian Holstad	Stephen Faris	Dominic Leone			
1985	Burke Fairey		B.J. LaMura	Chris Fidrych	Jonathan Meyer			
	Jeff Kerr		Spencer Lindsay	Drew Fiorenza	Phil Pohl			
	Bill Spiers		Mike Proto	Ben Hall	Jason Stolz			
	George Stone		Jarrold Schmidt	Taylor Harbin	Patrick Andrews	2013		
1986	George Stone		Justin Singleton	Doug Hogan	Kyle Bailey			
	Jeff Frazier		Henri Stanley	Doug Howard	Clay Bates			
	Doug Marchal		Casey Stone	David Kopp	Jay Baum			
1987	Doug Marchal	2001	Jeff Baker	Alex Martin	Garrett Boulware			
	Randy Mazey		Chad Coder	Daniel Moskos	Thomas Brittle			
	Tim Parker		Nick Glaser	Matt Vaughn	Matt Campbell			
	Bill Spiers		Khalil Greene	P.J. Zocchi	Andrew Cox			
	Oliver Whitaker		Ryan Hub	William Bond	Matthew Crownover			
1988	Brian Kowitz		Steven Jackson	Alex Burg	Steven Duggar			
	Randy Mazey		Michael Johnson	Brad Chalk	Daniel Gossett			
	Tim Parker		Ryan Klosterman	Chris Fidrych	Brody Koerner			
	Jerome Santivaschi		B.J. LaMura	Taylor Harbin	Jonathan Meyer			
1989	Alan Botkin		Mike Proto	Alex Lee	John Mulkey			
	Jerome Santivaschi		Jon Smith	Daniel Moskos	Kevin Pohle			
1990	Fred Daniels		Casey Stone	Justin Sarratt	Tyler Slaton			
	Brian Kowitz	2002	Jeff Baker	Graham Stoneburner	Steve Wilkerson			
	Tim Parker		Chad Coder	Matt Vaughn	Patrick Andrews	2014		

TOP-25 NCAA STAT RANKINGS

Year	Team/Player	Category	Figure	Rk
1958	Harold Stowe	Appearances	21	1
	Harold Stowe	Innings Pitched	126.2	1
	Harold Stowe	Strikeouts	126	1
	Harold Stowe	Wins	14	1
1959	Clemson	ERA	2.47	9
	Harold Stowe	Appearances	19	2
	Harold Stowe	K/9 IP	10.8	12
1960	Clemson	Batting Average	.290	24
	Dave Lynn	HR/Game	0.36	5
1962	Clemson	Slugging %	.708	15
	Clemson	HR/Game	1.6	1
1963	Clemson	Slugging %	.508	3
	Clemson	Batting Average	.313	4
	Clemson	Fielding %	.957	9
	Johnny Jones	Slugging %	.732	8
	Johnny Jones	Batting Average	.439	10
1963	Clemson	Batting Average	.282	25
1964	Clemson	Fielding %	.954	20
1965	Clemson	Batting Average	.290	14
	Rusty Adkins	Batting Average	.444	5
	Jack McCall	HR/Game	0.28	8
	Jack McCall	Slugging %	.670	16
	Rusty Adkins	Slugging %	.659	21
1966	Clemson	HR/Game	1.28	1
	Clemson	R/Game	9.1	1
	Clemson	Slugging %	.502	1
	Clemson	Batting Average	.321	2
	Clemson	Fielding %	.958	16
	George Sutton	HR/Game	0.38	3
	Jack McCall	2B/Game	0.41	4
	George Sutton	RBI/Game	1.34	6
	Rusty Adkins	3B/Game	0.21	10
	Lawton Cowart	HR/Game	0.28	10
	Lawton Cowart	RBI/Game	1.10	13
	Clemson	Fielding %	.962	8
	Clemson	ERA	2.16	22
	Bill Parmer	ERA	1.14	13
	Bill Parmer	Wins	9	18
1971	Rusty Gerhardt	Wins	11	12
1975	Clemson	ERA	2.47	14
	Clemson	Fielding %	.961	17
	Denny Walling	RBI/Game	1.58	1
	Denny Walling	Slugging %	.807	2
	Denny Walling	HR/Game	0.34	4
	Denny Walling	Batting Average	.421	10
1976	Clemson	Fielding %	.967	8
	Chuck Porter	Wins	12	9
	David Caldwell	3B/Game	0.16	12
1977	Clemson	Fielding %	.967	9
	Clemson	R/Game	7.8	13
	Brian Snyder	ERA	1.19	2
	Ron Musselman	Wins	12	6
	Bill Foley	HR/Game	0.27	15
1979	Clemson	R/Game	8.3	10
1980	Tim Teufel	RBI/Game	1.43	11
1981	Greg Guin	2B/Game	0.37	14
1982	Clemson	2B/Game	2.19	4
1983	Clemson	ERA	3.48	13
1984	Clemson	ERA	2.99	6
1985	Clemson	2B/Game	1.96	7
1986	Clemson	DP/Game	1.11	8
1987	Clemson	ERA	3.79	11
	Bill Spiers	3B/Game	0.17	10
1988	Clemson	2B/Game	2.35	8
	Clemson	SB/Game	2.76	9
1989	Clemson	ERA	3.23	13
	Brian Barnes	Strikeouts	208	1
	Brian Barnes	K/9 IP	12.8	2
	Brian Barnes	Wins	16	4
	John Pawlowski	ERA	1.96	19
1990	Clemson	R/Game	7.94	13
	Brian Kowitz	R/Game	1.32	2
	Eric Macrina	RBI/Game	1.30	6
	Eric Macrina	HR/Game	0.34	10
	Joe DeBerry	RBI/Game	1.17	20
	Clemson	R/Game	9.97	1
1991	Clemson	Winning %	.857	1
	Clemson	Wins	60	1
	Clemson	2B/Game	2.70	2
	Clemson	HR/Game	1.59	2
	Clemson	Slugging %	.571	5
	Clemson	Batting Average	.341	7
	Clemson	3B/Game	0.47	22
	Jason Angel	Wins	14	4
	Eric Macrina	HR/Game	0.35	16
	Billy McMillon	2B/Game	0.40	21
	Jason Angel	ERA	2.33	24
	Clemson	ERA	2.86	5
1992	Clemson	Winning %	.781	5
	Clemson	SB/Game	2.05	23
	Paxton Briley	ERA	1.69	5
	Kevin Northrup	SB/Game	0.73	10
	Clemson	2B/Game	2.20	13
1993	Clemson	3B/Game	0.45	21
	Chad Phillips	Wins	12	9
	Scott Winchester	Saves	10	13
	Keith Williams	RBI/Game	1.22	21
	Clemson	Fielding %	.967	9
1994	Clemson	Wins	57	1
	Clemson	Winning %	.760	5
	Clemson	ERA	3.46	21
	Shane Monahan	Hits	137	1
	Shane Monahan	Runs	97	1
	Andy Taulbee	Wins	12	14
	Shane Monahan	R/Game	1.29	15
	Shane Monahan	Batting Average	.415	21
	Clemson	Wins	54	2
	Clemson	Winning %	.794	3
1995	Clemson	ERA	3.14	6
	Clemson	DP/Game	1.16	7
	Clemson	R/Game	8.38	10
	Clemson	Slugging %	.495	17
	Clemson	3B/Game	0.46	24
	Billy Koch	K/9 IP	11.5	5
	Scott Winchester	Saves	14	6
	David Miller	3B/Game	0.15	10
	Gary Burnham	2B/Game	0.41	23
	Clemson	ERA	3.03	1
1996	Clemson	Wins	51	4
	Clemson	Winning %	.750	11
	Clemson	Fielding %	.965	27
	Billy Koch	K/9 IP	12.3	3
	Kris Benson	Wins	14	T-4
	Kris Benson	ERA	2.02	5
	Kris Benson	K/9 IP	11.8	5
	Ken Vining	K/9 IP	10.6	21
1997	Clemson	HR/Game	1.48	25
	Kurt Bultmann	2B/Game	0.52	4
	Matthew LeCroy	HR/Game	0.38	25
1998	Clemson	Winning %	.729	13
	Clemson	Fielding %	.965	20
	Clemson	ERA	4.27	21
	Scott Clackum	Saves	9	T-14
1999	Clemson	2B/Game	2.45	15
	Clemson	R/Game	8.87	17
	Clemson	DP/Game	1.09	23
	Jason Harris	BB/Game	0.93	T-24
	Henri Stanley	BB/Game	0.93	T-24
	Clemson	Winning %	.739	9
	Clemson	Fielding %	.969	13
2000	Clemson	ERA	3.99	19
	Clemson	3B/Game	0.41	21
	Nick Glaser	Saves	15	T-6
	Ryan Riley	3B/Game	0.13	T-11
	Casey Stone	K/AB	1/18.1	18
	Clemson	HR/Game	1.35	16
2001	Clemson	Fielding %	.968	19

THE 1962 TIGERS LED THE NATION IN HOME RUNS PER GAME (1.6).



TOP-25 NCAA STAT RANKINGS

CASEY STONE WAS SECOND IN THE NATION IN FEWEST STRIKEOUTS PER AT-BAT (ONE EVERY 27.4) IN 2001.

	Casey Stone	K/AB	1/27.4	2
	Jeff Baker	HR/Game	0.38	T-7
	Steve Reba	Winning %	.800	19
	Jeff Baker	RBI/Game	1.25	T-25
2002	Clemson	Winning %	.761	9
	Clemson	Fielding %	.971	9
	Clemson	HR/Game	1.58	11
	Clemson	Slugging %	.533	12
	Clemson	Batting Average	.324	21
	Clemson	R/Game	8.2	22
	Clemson	DP/Game	1.10	24
	Khalil Greene	Slugging %	.877	2
	Khalil Greene	Batting Average	.470	3
	Matt Henrie	Wins	13	T-4
	Steve Reba	Wins	13	T-4
	Khalil Greene	2B/Game	0.46	7
	Khalil Greene	R/Game	1.31	9
	Khalil Greene	HR/Game	0.38	11
	Jeff Baker	HR/Game	0.37	15
	Michael Johnson	HR/Game	0.35	20
	Khalil Greene	RBI/Game	1.28	22
	Jeff Baker	RBI/Game	1.28	23
	Michael Johnson	Slugging %	.749	24
2003	Clemson	DP/Game	1.11	7
	Michael Johnson	BB/Game	63	2
2004	Clemson	2B/Game	2.29	T-17
	Patrick Hogan	Saves	10	T-21
2005	Clemson	HR/Game	1.15	22
	Kris Harvey	HR/Game	0.38	6
	Taylor Harbin	2B/Game	0.42	13
	Brad Chalk	SH/Game	0.23	24
2006	Clemson	Winning %	.768	4
	Clemson	ERA	3.26	6
	Clemson	K/9 IP	8.0	17
	Clemson	HR/Game	1.16	19
	Clemson	Fielding %	.972	22
	Brad Chalk	SH/Game	0.31	6
	Andy D'Alessio	HR/Game	0.33	T-16
	Andy D'Alessio	RBI/Game	1.23	21
2007	Clemson	K/9 IP	8.3	12
	Clemson	ERA	3.73	25
	Andy D'Alessio	Home Runs	17	T-23
2008	Matt Vaughn	Saves	11	T-18
	D.J. Mitchell	Strikeouts	106	T-22
2009	Clemson	ERA	3.68	5
	Clemson	Double Plays	69	T-7
	Clemson	Walks	312	9
	Clemson	H/9 IP	8.62	11
	Clemson	K/9 IP	8.30	25
	Brad Miller	Walks	53	T-11
	Ben Paulsen	Hits	95	T-22

2010	Clemson	Double Plays	81	2
	Clemson	Walks	375	3
	Clemson	Runs	600	5
	Clemson	Sacrifice Flies	42	T-5
	Clemson	DP/Game	1.16	6
	Clemson	Hits	764	8
	Clemson	Home Runs	93	T-15
	Clemson	R/Game	8.6	19
	Clemson	Stolen Bases	106	T-25

	Jeff Schaus	RBI	87	4
	Kyle Parker	Runs	85	5
	Kyle Parker	Walks	56	T-15
	Mike Freeman	Hits	99	T-19
	Kyle Parker	R/Game	1.27	22
	Brad Miller	Walks	50	T-23
	Mike Freeman	Sacrifice Flies	7	T-25
	Kyle Parker	Home Runs	20	T-25
2011	Clemson	Sacrifice Flies	46	2
	Clemson	Hits	687	5
	Clemson	Batting Average	.318	6
	Clemson	Walks	304	6
	Clemson	Runs	449	11
	Clemson	Slugging %	.460	14
	Clemson	Stolen Bases	106	T-14
	Clemson	R/Game	7.1	15
	Clemson	H/9 IP	8.00	23
	Clemson	SB/Game	1.68	25
	Clemson	Doubles	127	T-25
	Brad Miller	On-Base %	.498	16
	Brad Miller	Batting Average	.395	25
	Spencer Kieboom	Sacrifice Flies	7	T-25
2012	Clemson	Double Plays	62	T-12
	Clemson	Walks	270	17
	Clemson	DP/Game	0.98	23
	Richie Shaffer	Walks	63	T-3
	Richie Shaffer	BB/Game	1.00	6
	Thomas Brittle	Triples	8	T-10
	Thomas Brittle	3B/Game	0.14	16
2013	Clemson	Stolen Bases	111	16
	Clemson	SB/Game	1.79	25
2014	Clemson	K/9 IP	8.15	11
	Clemson	Doubles	116	T-18
	Clemson	Stolen Bases	89	T-20
	Clemson	Sacrifice Flies	32	T-23
	Garrett Boulware	Sacrifice Flies	8	T-10
	Daniel Gossett	Strikeouts	107	22
2015	Clemson	Walks	274	18
	Steven Duggar	Walks	54	T-5
	Steven Duggar	Sacrifice Flies	8	T-10
	Steven Duggar	BB/Game	0.89	13
	Matthew Crownover	Wins	10	T-13
	Matthew Crownover	H/9 IP	5.94	20
	Zack Erwin	K/BB	5.75	21
	Matthew Crownover	ERA	1.82	25

Note: **Bold** denotes led the nation.

ZACK ERWIN WAS 21ST IN THE NATION IN STRIKEOUT-TO-WALK RATIO (5.75) IN 2015.

HIGHEST SCORING INNINGS

CLEMSON • OVERALL

Rk	Date	Opponent	Inning	Runs
1.	3-21-1998	Maryland	3	19
2.	4-7-1979	at NC State	9	18
3.	4-23-1999	Georgia Tech	4	16
4.	3-14-1998	Maine ⁽²⁾	6	14
5.	3-30-1954	Washington & Lee	3	13
6.	4-2-1952	Davidson	4	12
	3-31-1974	Duke	4	12
	3-20-1978	Duke	5	12
	3-10-1987	Marshall	1	12
	2-28-1998	North Carolina-Wilmington	3	12
	3-14-1998	Maine ⁽¹⁾	5	12
	3-26-2002	Coastal Carolina	5	12
	6-02-2002	East Carolina	6	12
	4-10-2005	Duke	8	12

CLEMSON • INNING 1

Rk	Date	Opponent	Runs
1.	3-10-1987	Marshall	12
2.	3-27-1986	Maryland	11
3.	4-18-1961	South Carolina	10
	4-8-1970	at Belmont Abbey	10
	3-30-2002	Maryland	10

CLEMSON • INNING 2

Rk	Date	Opponent	Runs
1.	5-3-2004	Florida State	11
2.	5-22-1980	East Tennessee State	10

CLEMSON • INNING 3

Rk	Date	Opponent	Runs
1.	3-21-1998	Maryland	19
2.	3-30-1954	Washington & Lee	13
3.	2-28-1998	North Carolina-Wilmington	12
4.	4-7-1999	Western Carolina	11

CLEMSON • INNING 4

Rk	Date	Opponent	Runs
1.	4-23-1999	Georgia Tech	16
2.	4-2-1952	Davidson	12
	3-31-1974	Duke	12
4.	5-19-2005	Miami (Fla.)	11
5.	5-3-1941	Newberry	10
	5-15-2007	College of Charleston	10

CLEMSON • INNING 5

Rk	Date	Opponent	Runs
1.	3-20-1978	at Duke	12
	3-14-1998	Maine ⁽¹⁾	12
	3-26-2002	Coastal Carolina	12
4.	3-6-1998	Stetson	11
5.	3-28-1969	Buffalo	10
	4-20-1984	Maryland*	10
	4-10-1989	Western Carolina	10
	3-24-1996	Maryland	10
	3-18-1997	Coastal Carolina	10
	2-26-2000	James Madison	10
	5-15-2010	at Wake Forest	10

* - Durham, N.C.

CLEMSON • INNING 6

Rk	Date	Opponent	Runs
1.	3-14-1998	Maine ⁽²⁾	14
2.	6-2-2002	East Carolina	12
3.	3-2-1991	at Nevada-Las Vegas	11
4.	4-17-1971	Florida State	10
	4-14-1990	NC State	10

CLEMSON • INNING 7

Rk	Date	Opponent	Runs
1.	4-17-1951	Furman	11
	4-2-1958	The Citadel	11
	4-18-2000	Elon	11
4.	3-19-1974	at Florida	10
	5-13-1982	at Georgia Southern	10


CLEMSON • INNING 8

Rk	Date	Opponent	Runs
1.	4-10-2005	Duke	12
2.	4-1-1950	at Presbyterian College	11
	3-3-1975	West Virginia	11
4.	2-27-1980	Georgia	10
	4-23-2002	Furman	10

CLEMSON • INNING 9

Rk	Date	Opponent	Runs
1.	4-7-1979	at NC State	18
2.	4-14-1995	at NC State	11

RUSSELL TRIPLET
HIT A SINGLE AND
TRIPLE IN THE
TIGERS' 10-RUN
EIGHTH INNING
AGAINST FURMAN
ON APRIL 23, 2002.



OPPONENT • OVERALL

Rk	Date	Opponent	Inning	Runs
1.	4-28-1930	at South Carolina	7	13
2.	4-10-1993	at NC State	1	12
	4-23-1997	at South Carolina	5	12
4.	4-5-1997	at Florida State	6	11
5.	4-11-1929	Michigan	6	10
	3-31-1949	Duke	5	10
	3-20-1976	at Georgia Southern	8	10
	4-8-1981	at Georgia	5	10
	5-14-1994	at Georgia Tech	5	10
	5-28-1999	Missouri State*	5	10
	4-27-2013	Georgia Tech	5	10

* - Fayetteville, Ark.

OPPONENT • INNING 1

Rk	Date	Opponent	Runs
1.	4-10-1993	at NC State	12
2.	3-24-1950	Michigan State	8
	4-17-1985	Maryland*	8

* - Atlanta, Ga.

OPPONENT • INNING 2

Rk	Date	Opponent	Runs
1.	4-7-1937	at Erskine	9
2.	5-13-1950	The Citadel	8
	6-15-1958	Holy Cross*	8
	3-12-1972	at Florida State	8

* - Omaha, Neb.

OPPONENT • INNING 3

Rk	Date	Opponent	Runs
1.	4-18-1949	Wofford	9
	4-24-1977	Wake Forest	9
3.	4-12-1955	Maryland	8
	5-4-1962	at Wake Forest	8
	4-12-1990	at South Carolina	8
	4-19-1997	at NC State	8

OPPONENT • INNING 4

Rk	Date	Opponent	Runs
1.	5-7-1969	at Davidson	9
2.	3-27-1954	Ohio State*	8
	2-2-1986	at Georgia Southern	8
	5-14-2010	at Wake Forest	8
	3-23-2013	Duke ⁽²⁾	8

* - Winter Park, Fla.

OPPONENT • INNING 5

Rk	Date	Opponent	Runs
1.	4-23-1997	at South Carolina	12
2.	3-31-1949	at Duke	10
	4-8-1981	at Georgia	10
	5-14-1994	at Georgia Tech	10
	5-28-1999	Missouri State*	10
	4-27-2013	Georgia Tech	10

* - Fayetteville, Ark.

OPPONENT • INNING 6

Rk	Date	Opponent	Runs
1.	4-5-1997	at Florida State	11
2.	4-11-1929	Michigan	10
3.	4-7-1952	Wake Forest	9
	3-18-2006	at Virginia	9
5.	3-28-1985	at Virginia	8
	4-29-2005	Georgia Tech	8

OPPONENT • INNING 7

Rk	Date	Opponent	Runs
1.	4-28-1930	at South Carolina	13
2.	4-12-1955	Maryland	8
	3-28-1966	Ohio	8
	3-19-1976	at Jacksonville	8
	4-29-1983	at Western Carolina	8
	4-24-1985	at Georgia	8
	6-2-2001	at Miami (Fla.)	8

OPPONENT • INNING 8

Rk	Date	Opponent	Runs
1.	3-20-1976	at Georgia Southern	10
2.	4-4-1949	Georgia	9
	5-8-1995	at Georgia Southern	9
4.	5-23-1966	at Florida State	8
	4-9-1969	at Georgia	8
	3-25-1997	at Western Carolina	8
	3-5-1999	Liberty	8
	4-16-2006	at Georgia Tech	8
	4-5-2008	at Miami (Fla.)	8

OPPONENT • INNING 9

Rk	Date	Opponent	Runs
1.	4-19-1949	Presbyterian College	9

Note: Bold denotes a Clemson home game.



WEEKLY RANKINGS

1987

Date	BA	CB
Pre	---	---
2-16	14	---
2-23	13	---
3-2	13	---
3-9	13	20
3-16	10	8
3-23	10	7
3-30	8	8
4-6	8	10
4-13	9	6
4-20	9	7
4-27	11	12
5-4	9	11
5-11	9	9
5-18	10	13
5-26	10	10
Final	10	10

1988

Date	BA	CB
Pre	---	---
2-21	---	---
3-1	---	---
3-8	23	17
3-15	19	9
3-22	20	17
3-29	20	20
4-5	16	17
4-12	12	13
4-19	12	10
4-26	11	7
5-3	11	6
5-10	10	7
5-17	14	13
5-24	14	8
Final	15	21

1989

Date	BA	CB
Pre	13	15
2-13	14	16
2-20	13	16
2-27	15	21
3-6	13	19
3-13	14	14
3-20	13	14
3-27	14	11
4-3	11	10
4-10	8	7
4-17	12	9
4-24	16	15
5-1	18	---
5-8	18	24
5-15	25	---
5-22	19	16
Final	14	14

1990

Date	BA	CB
Pre	20	20
2-13	20	18
2-20	20	18
2-27	18	16
3-6	18	16
3-13	18	14
3-20	17	12
3-27	25	19
4-3	---	---
4-10	---	---
4-17	---	---
4-24	---	---
5-1	22	18
5-8	---	23
5-15	---	23
5-22	---	---
5-29	---	---
Final	---	---

1991

Date	BA	CB
Pre	---	22
2-12	---	22
2-19	---	22
2-26	---	22
3-5	18	22
3-12	16	23
3-19	15	14

3-26	14	16
4-2	13	13
4-9	11	10
4-16	11	11
4-23	6	8
4-30	5	6
5-6	5	5
5-13	4	5
5-20	4	4
5-27	4	3
Final	4	8

1992

Date	BA	CB
Pre	18	24
2-17	18	24
2-24	16	22
3-2	14	18
3-9	10	9
3-16	10	6
3-23	8	7
3-30	5	4
4-7	4	3
4-14	3	2
4-21	3	2
4-28	4	3
5-5	4	4
5-12	4	3
5-19	5	6
5-26	7	10
Final	7	10

1993

Date	BA	CB	USA
Pre	19	21	20
2-8	20	21	20
2-22	22	---	22
3-1	20	25	22
3-8	24	---	18
3-15	24	---	16
3-22	---	---	19
3-29	---	---	22
4-5	---	---	18
4-12	---	---	16
4-19	---	---	17
4-26	---	---	22
5-3	---	---	19
5-10	22	---	15
5-17	22	25	12
5-24	16	22	11
Final	17	17	16

1994

Date	BA	CB	USA
2-14	---	25	NP
2-21	---	17	NP
2-28	---	22	NP
3-7	---	15	NP
3-14	---	7	NP
3-21	---	7	NP
3-28	15	14	7
4-4	13	12	7
4-11	8	7	5
4-18	8	6	4
4-25	9	4	5
5-2	6	1	2
5-9	3	1	1
5-16	1	1	1
5-23	1	1	1
5-31	4	9	NP
Final	4	9	9

1995

Date	BA	CB	USA
Pre	5	4	5
2-13	5	4	5
2-20	9	8	7
2-27	8	8	7
3-6	6	6	4
3-13	4	5	4
3-20	2	2	2
3-27	1	1	1
4-3	3	3	4
4-10	2	2	3
4-17	2	2	2
4-24	5	4	6
5-1	3	4	3
5-8	3	4	3
5-15	5	7	5

5-22	4	5	6
5-29	4	4	5
Final	8	8	8

1996

Date	BA	CB	USA
Pre	7	21	8
2-13	7	21	NP
2-20	11	22	19
2-27	10	18	15
3-5	5	9	8
3-12	5	5	6
3-19	6	10	9
3-26	7	9	7
4-2	9	9	8
4-9	9	9	7
4-16	4	8	4
4-23	7	12	8
4-30	11	16	9
5-7	6	10	8
5-14	5	8	5
5-21	8	10	9
5-27	5	7	NP
Final	5	4	4

1997

Date	BA	CB	USA
Pre	22	17	18
2-10	22	17	NP
2-17	22	17	13
2-24	19	10	11
3-3	21	12	13
3-10	13	12	12
3-17	11	10	10
3-24	16	15	13
3-31	17	18	13
4-7	---	25	15
4-14	---	---	17
4-21	---	---	22
4-28	---	---	23
5-5	---	---	21
5-12	---	---	20
5-19	---	25	22
5-26	---	---	NP
Final	---	---	24

1998

Date	BA	CB	USA
Pre	---	16	22
2-9	23	16	NP
2-16	23	16	16
2-23	21	14	13
3-2	16	10	10
3-9	12	5	7
3-16	10	5	6
3-23	8	4	4
3-30	7	5	4
4-6	7	5	3
4-13	9	8	7
4-20	8	7	4
4-27	7	7	3
5-4	8	10	5
5-11	13	18	9
5-18	18	18	14
5-25	21	23	NP
Final	21	23	19

1999

Date	BA	CB	USA
Pre	14	20	16
2-8	14	22	NP
2-15	11	20	13
2-22	12	20	14
3-1	19	---	22
3-8	---	---	---
3-15	---	---	---
3-22	---	---	---
3-29	---	---	---
4-5	---	---	---
4-12	---	---	---
4-19	---	---	---
4-26	---	23	---
5-3	---	23	---
5-10	---	19	---
5-17	---	19	---
5-24	24	16	---
5-31	17	12	NP
6-7	17	13	NP
Final	17	13	14

2000

Date	BA	CB	USA
Pre	24	11	15
2-7	19	NP	NP
2-14	19	11	18
2-21	17	9	13
2-28	15	8	12
3-6	16	8	10
3-13	10	4	7
3-20	7	1	5
3-27	4	1	4
4-3	9	8	7
4-10	7	6	6
4-17	9	7	6
4-24	7	7	5
5-1	8	9	8
5-8	6	8	6
5-15	7	6	7
5-22	9	8	8
5-29	7	5	NP
6-5	3	3	NP
Final	7	6	5

2001

Date	BA	CB	USA
Pre	10	5	5
2-5	10	5	NP
2-12	13	5	8
2-19	14	10	10
2-26	14	13	13
3-5	14	13	15
3-12	14	10	14
3-19	14	10	11
3-26	13	14	12
4-2	11	8	12
4-9	17	17	18
4-16	12	13	18
4-23	12	12	15
4-30	17	14	16
5-7	17	13	16
5-14	15	13	17
5-21	19	14	20
5-28	17	12	NP
6-4	17	13	NP
Final	17	13	14

2002

Date	BA	CB	USA
Pre	2	6	5
2-11	2	4	4
2-18	3	4	4
2-25	2	3	3
3-4	2	3	3
3-11	2	2	2
3-18	2	2	2
3-25	2	1	1
4-1	1	1	1
4-8	1	1	1
4-15	1	1	1
4-22	1	1	1
4-29	1	1	1
5-6	1	1	1
5-13	1	1	1
5-20	6	6	5
5-27	5	7	4
6-3	5	5	NP
6-10	4	4	NP
Final	3	3	3

2003

Date	BA	CB	USA
Pre	19	18	15
2-3	NP	18	NP
2-10	19	18	14
2-17	18	17	12
2-24	19	19	18
3-3	19	19	18
3-10	19	19	18
3-17	17	14	16
3-24	14	10	13
3-31	20	15	17
4-7	18	13	14
4-14	19	15	15
4-21	---	23	20
4-28	20	16	14
5-5	20	15	14
5-12	---	---	19
5-19	24	21	17
5-26	---	---	21

6-2	---	---	NP
6-9	---	---	NP
Final	---	---	---

2004

Date	BA	CB	USA
Pre	11	17	13
2-9	11	17	14
2-16	11	17	14
2-23	11	17	11
3-1	18	---	25
3-8	25	---	---
3-15	---	---	---
3-22	---	---	---
3-29	---	---	---
4-5	---	23	---
4-12	---	---	---
4-19	---	17	---
4-26	22	11	25
5-3	---	13	---
5-10	---	20	---
5-17	---	---	---
5-24	---	22	---
5-31	---	22	---
6-7	---	---	NP
6-14	---	---	NP
Final	---	---	---

ACC TOURNAMENT RESULTS

Year	Site	W-L	Score	Opponent
1973	Chapel Hill, N.C.	W	10-6	Wake Forest
	Chapel Hill, N.C.	W	3-1	Virginia
	Chapel Hill, N.C.	L	4-8	NC State
	Chapel Hill, N.C.	L ⁽¹⁰⁾	2-3	NC State
1974	Raleigh, N.C.	W	6-4	North Carolina
	Raleigh, N.C.	L	2-3	Virginia
	Raleigh, N.C.	W	9-6	Virginia
	Raleigh, N.C.	W	12-5	NC State
	Raleigh, N.C.	L	6-8	NC State
1975	Chapel Hill, N.C.	L	2-7	North Carolina
	Chapel Hill, N.C.	W	15-1	Wake Forest
	Chapel Hill, N.C.	W	7-6	North Carolina
	Chapel Hill, N.C.	L	2-3	NC State
1976	Clemson, S.C.	W	2-0	Wake Forest
	Clemson, S.C.	W	2-1	Maryland
	Clemson, S.C.	W	3-2	Maryland
1977	Clemson, S.C.	W	10-3	NC State
	Clemson, S.C.	L	4-5	Wake Forest
	Clemson, S.C.	W	14-6	NC State
	Clemson, S.C.	L	9-22	Wake Forest
1978	Clemson, S.C.	W	12-1	NC State
	Clemson, S.C.	W	13-0	Duke
	Clemson, S.C.	W	7-2	Wake Forest
1980	Raleigh, N.C.	W	4-0	Wake Forest
	Raleigh, N.C.	W	9-4	Maryland
	Raleigh, N.C.	W	5-4	NC State
	Raleigh, N.C.	W	12-3	North Carolina
1981	Chapel Hill, N.C.	W ⁽¹⁰⁾	7-6	Georgia Tech
	Chapel Hill, N.C.	L	0-1	Duke
	Chapel Hill, N.C.	W ⁽¹⁰⁾	6-5	Wake Forest
	Chapel Hill, N.C.	W	7-4	North Carolina
	Chapel Hill, N.C.	W	9-2	Duke
	Chapel Hill, N.C.	W	7-5	North Carolina
1982	Chapel Hill, N.C.	W	10-9	Duke
	Chapel Hill, N.C.	W	16-2	Georgia Tech
	Chapel Hill, N.C.	L	4-6	Virginia
	Chapel Hill, N.C.	L	0-3	North Carolina
1983	Chapel Hill, N.C.	W	12-5	Virginia
	Chapel Hill, N.C.	W	8-1	NC State
	Chapel Hill, N.C.	L	5-6	North Carolina
	Chapel Hill, N.C.	W	14-7	Duke

	Chapel Hill, N.C.	W	5-2	North Carolina
	Chapel Hill, N.C.	L	1-10	North Carolina
1984	Durham, N.C.	L	5-8	Duke
	Durham, N.C.	W	7-6	Virginia
	Durham, N.C.	W	12-1	Maryland
	Durham, N.C.	L	6-7	North Carolina
1985	Atlanta, Ga.	W	17-12	Maryland
	Atlanta, Ga.	W	3-2	North Carolina
	Atlanta, Ga.	L	9-12	Georgia Tech
	Atlanta, Ga.	W	10-8	Virginia
	Atlanta, Ga.	L	5-7	Georgia Tech
1986	Durham, N.C.	W ⁽¹⁴⁾	6-5	Wake Forest
	Durham, N.C.	L	5-16	Georgia Tech
	Durham, N.C.	W ⁽¹⁰⁾	7-2	Maryland
	Durham, N.C.	L	4-6	NC State
1987	Greenville, S.C.	W	11-4	Wake Forest
	Greenville, S.C.	W	9-4	North Carolina
	Greenville, S.C.	W	8-0	NC State
	Greenville, S.C.	L	1-7	Georgia Tech
	Greenville, S.C.	L	7-11	NC State
1988	Greenville, S.C.	W	9-1	Duke
	Greenville, S.C.	L	0-1	North Carolina
	Greenville, S.C.	W	9-0	Maryland
	Greenville, S.C.	W	5-4	North Carolina
	Greenville, S.C.	L	6-7	North Carolina
1989	Greenville, S.C.	W	8-0	Maryland
	Greenville, S.C.	W	9-3	Georgia Tech
	Greenville, S.C.	W	5-4	North Carolina
	Greenville, S.C.	W	9-2	NC State
	Greenville, S.C.	W	12-4	North Carolina
1990	Greenville, S.C.	W	13-3	Duke
	Greenville, S.C.	W	7-3	Virginia
	Greenville, S.C.	L	1-3	North Carolina
	Greenville, S.C.	L	5-6	NC State
1991	Greenville, S.C.	W	13-1	Maryland
	Greenville, S.C.	W	7-2	Wake Forest
	Greenville, S.C.	W	6-5	Georgia Tech
	Greenville, S.C.	W ⁽¹¹⁾	7-4	Virginia
	Greenville, S.C.	W	24-8	Georgia Tech
1992	Greenville, S.C.	W ⁽¹⁰⁾	3-2	Virginia
	Greenville, S.C.	W	5-2	Florida State
	Greenville, S.C.	L	1-11	NC State

RECORDS BY SITE & OPPONENT

Site	Years	W-L	Runs	Titles
Atlanta, Ga.	1	3-2	44-41	0
Clemson, S.C.	3	8-2	76-42	2
Chapel Hill, N.C.	5	17-9	168-111	1
Durham, N.C.	9	11-18	144-169	0
Fort Mill, S.C.	2	4-4	55-49	0
Greensboro, N.C.	3	4-5	45-48	0
Greenville, S.C.	9	35-12	349-196	4
Jacksonville, Fla.	4	9-6	89-73	1
Raleigh, N.C.	2	7-2	65-37	1
St. Petersburg, Fla.	2	6-4	58-56	0
Salem, Va.	2	2-4	37-41	0
Totals	42	106-68	1130-863	9

Team	W-L	Runs
Boston College	0-0	0-0
Duke	9-4	96-54
Florida State	9-12	98-107
Georgia Tech	16-11	208-163
Louisville	1-0	7-2
Maryland	12-0	104-30
Miami (Fla.)	3-2	18-21
North Carolina	16-13	148-147
NC State	18-12	221-160
Virginia	10-8	102-87
Virginia Tech	0-1	8-9
Wake Forest	12-5	120-83
Totals	106-68	1130-863

	Greenville, S.C.	W	5-4	Georgia Tech	1997	St. Petersburg, Fla.	W	8-6	Wake Forest	
	Greenville, S.C.	W	11-0	Florida State		St. Petersburg, Fla.	W	7-4	Georgia Tech	
	Greenville, S.C.	L	3-7	NC State		St. Petersburg, Fla.	L	4-8	Florida State	
1993	Greenville, S.C.	W	4-2	Duke		St. Petersburg, Fla.	W ⁽¹⁰⁾	11-6	NC State	
	Greenville, S.C.	W	6-1	Florida State		St. Petersburg, Fla.	L	0-10	Florida State	
	Greenville, S.C.	W	9-8	Georgia Tech	1998	Durham, N.C.	L	1-4	North Carolina	
	Greenville, S.C.	W	7-4	North Carolina			Durham, N.C.	L	6-10	Georgia Tech
	Greenville, S.C.	L	5-7	Florida State	1999	Durham, N.C.	W	7-6	NC State	
Greenville, S.C.	W	11-7	NC State			Durham, N.C.	L	3-6	Wake Forest	
1994	Greenville, S.C.	W	7-1	Maryland			Durham, N.C.	W	7-6	Maryland
	Greenville, S.C.	W	17-5	NC State		Durham, N.C.	W	8-7	Florida State	
	Greenville, S.C.	W	9-6	Georgia Tech		Durham, N.C.	L	5-9	Wake Forest	
	Greenville, S.C.	L	4-10	Florida State	2000	Fort Mill, S.C.	W	9-5	Virginia	
	Greenville, S.C.	W	4-1	Florida State			Fort Mill, S.C.	W	8-4	Florida State
1995	Greenville, S.C.	W	10-0	Maryland			Fort Mill, S.C.	L	8-9	Georgia Tech
	Greenville, S.C.	W	6-4	North Carolina			Fort Mill, S.C.	W	12-5	Virginia
	Greenville, S.C.	W	11-0	Florida State		Fort Mill, S.C.	L	4-8	Georgia Tech	
	Greenville, S.C.	W	16-7	NC State	2001	Fort Mill, S.C.	L	3-7	Virginia	
	Greenville, S.C.	L	2-12	Florida State			Fort Mill, S.C.	W	7-6	North Carolina
	Greenville, S.C.	L	2-8	Florida State		Fort Mill, S.C.	L	4-5	Florida State	
1996	Chapel Hill, N.C.	W	6-1	Duke	2002	St. Petersburg, Fla.	W	10-0	Georgia Tech	
	Chapel Hill, N.C.	W	6-1	Georgia Tech			St. Petersburg, Fla.	L	4-9	Florida State
	Durham, NC	L	2-4	Virginia			St. Petersburg, Fla.	W	5-3	NC State
	Durham, NC	L	1-2	Florida State		St. Petersburg, Fla.	W	8-6	Wake Forest	

Note: Championship-clinching wins in **bold**.




SEAN CLARK PITCHED CLEMSON TO THE 2006 ACC TOURNAMENT TITLE IN THE TIGERS' 8-4 WIN OVER NC STATE.



NCAA TOURNAMENT RESULTS

Year	Site	W-L	Score	Opponent
1947	Charlotte, N.C.	L	2-8	Alabama
	Charlotte, N.C.	W	8-3	Auburn
	Charlotte, N.C.	W	1-0	Alabama
	Charlotte, N.C.	W	4-1	Alabama
	New Haven, Conn.	L	3-7	Yale
1950	Kannapolis, N.C.	L	1-6	Alabama
	Kannapolis, N.C.	L	2-4	Kentucky
1958	Gastonia, N.C.	L	6-8	Florida
	Gastonia, N.C.	W	4-2	George Washington
	Gastonia, N.C.	W ⁽¹⁰⁾	8-5	Florida State
	Gastonia, N.C.	W	15-14	Florida
	Gastonia, N.C.	W	3-1	Florida
	* Omaha, Neb.	W	3-1	Arizona
	* Omaha, Neb.	L	4-17	Holy Cross
	* Omaha, Neb.	L	3-5	Western Michigan
1959	Gastonia, N.C.	W	9-6	Georgia Tech
	Gastonia, N.C.	W	24-2	Florida State
	Gastonia, N.C.	W	5-0	Florida State
	* Omaha, Neb.	L ⁽¹²⁾	2-3	Arizona
	* Omaha, Neb.	W	7-1	Colorado State
	* Omaha, Neb.	L	0-7	Penn State
1967	Gastonia, N.C.	L	3-5	Florida State
	Gastonia, N.C.	W	5-0	West Virginia
	Gastonia, N.C.	W	6-4	Florida State
	Gastonia, N.C.	W	3-2	Auburn
	Gastonia, N.C.	L ⁽¹³⁾	5-6	Auburn
1975	Ypsilanti, Mich.	L	3-5	Eastern Michigan
	Ypsilanti, Mich.	L	4-5	Penn State
1976	Columbia, S.C.	W	13-2	Furman
	Columbia, S.C.	W	10-4	South Carolina
	Columbia, S.C.	W	6-2	Furman
	* Omaha, Neb.	W	9-4	Auburn
	* Omaha, Neb.	L ⁽¹⁰⁾	2-3	Eastern Michigan
	* Omaha, Neb.	L	6-10	Arizona
1977	Coral Gables, Fla.	W	8-7	Mississippi
	Coral Gables, Fla.	W	7-2	Miami (Fla.)
	Coral Gables, Fla.	L	3-10	Miami (Fla.)
	Coral Gables, Fla.	W	10-9	Miami (Fla.)
	* Omaha, Neb.	L	7-10	Arizona State
	* Omaha, Neb.	W	13-4	Temple
	* Omaha, Neb.	L	0-1	Cal State Los Angeles
1978	Coral Gables, Fla.	W	8-5	Miami (Fla.)
	Coral Gables, Fla.	L	3-9	Marshall
	Coral Gables, Fla.	L	5-7	Miami (Fla.)
1979	Coral Gables, Fla.	W	8-4	Georgia Southern
	Coral Gables, Fla.	L	1-2	Miami (Fla.)
	Coral Gables, Fla.	W	2-0	Georgia Southern
	Coral Gables, Fla.	L	1-4	Miami (Fla.)
1980	Clemson, S.C.	W	22-4	East Tennessee State
	Clemson, S.C.	W	6-2	South Carolina
	Clemson, S.C.	W	17-12	South Carolina
	* Omaha, Neb.	L	5-13	Miami (Fla.)
	* Omaha, Neb.	L	4-6	California
1981	Clemson, S.C.	L	2-7	Wichita State
	Clemson, S.C.	L	1-2	East Tennessee State
1987	Huntsville, Ala.	W	8-0	West Virginia
	Huntsville, Ala.	W	6-3	Seton Hall
	Huntsville, Ala.	L	5-6	Arkansas
	Huntsville, Ala.	W	6-3	Auburn
	Huntsville, Ala.	L	2-4	Arkansas
1988	New Britain, Conn.	W ⁽¹⁹⁾	3-2	Fordham
	New Britain, Conn.	L	1-6	Rutgers
	New Britain, Conn.	W	11-1	St. John's
	New Britain, Conn.	L	7-8	Kentucky
1989	Tallahassee, Fla.	W	6-2	Stetson
	Tallahassee, Fla.	L	7-14	Auburn
	Tallahassee, Fla.	W	13-5	Stetson
	Tallahassee, Fla.	W	11-1	Auburn
	Tallahassee, Fla.	L	1-8	Florida State
1990	Austin, Texas	L	6-9	Creighton
	Austin, Texas	W	8-5	Texas-Arlington
	Austin, Texas	L	3-4	Creighton
1991	Orono, Maine	W	13-5	Princeton
	Orono, Maine	W	8-3	Villanova
	Orono, Maine	W	10-9	Mississippi State
	Orono, Maine	W	13-5	Maine
	* Omaha, Neb.	L	4-8	Creighton
	* Omaha, Neb.	L	11-12	Long Beach State
1992	Starkville, Miss.	W	8-4	Yale
	Starkville, Miss.	L	5-6	UCLA
	Starkville, Miss.	L	6-7	Oklahoma
1993	Knoxville, Tenn.	W	7-3	Rutgers
	Knoxville, Tenn.	W	10-3	Fresno State
	Knoxville, Tenn.	L	4-11	Fresno State
	Knoxville, Tenn.	L	1-9	Kansas
1994	Clemson, S.C.	W	5-1	The Citadel
	Clemson, S.C.	L	1-8	Notre Dame
	Clemson, S.C.	W	6-1	Old Dominion



BILLY KOCH WAS A BIG REASON CLEMSON PLAYED IN BACK-TO-BACK COLLEGE WORLD SERIES (2005,06).

Clemson, S.C.	L	5-11	Auburn
1995	Clemson, S.C.	W	8-4 Navy
	Clemson, S.C.	W	11-5 Jacksonville
	Clemson, S.C.	W	9-5 Winthrop
	Clemson, S.C.	W	7-4 Alabama
	* Omaha, Neb.	L	1-3 Tennessee
	* Omaha, Neb.	L	3-8 Stanford
1996	Clemson, S.C.	W	9-1 Charleston Southern
	Clemson, S.C.	W	5-1 Old Dominion
	Clemson, S.C.	W	6-3 West Virginia
	Clemson, S.C.	W	12-5 Tennessee
	* Omaha, Neb.	L	3-7 Miami (Fla.)
	* Omaha, Neb.	W ⁽¹⁰⁾	8-5 Oklahoma State
	* Omaha, Neb.	W	14-13 Alabama
	* Omaha, Neb.	L	5-14 Miami (Fla.)
1997	Lubbock, Texas	W	13-9 Nevada
	Lubbock, Texas	L	6-10 Rice
	Lubbock, Texas	L	7-12 Texas State
1998	Clemson, S.C.	W	12-3 The Citadel
	Clemson, S.C.	L ⁽¹⁶⁾	1-2 South Alabama
	Clemson, S.C.	L	5-8 Southern California
1999	Fayetteville, Ark.	L	5-23 Missouri State
	Fayetteville, Ark.	W	17-3 Delaware
	Fayetteville, Ark.	W	12-4 Arkansas
	Fayetteville, Ark.	W	8-7 Missouri State
	Fayetteville, Ark.	W	7-5 Missouri State
	College Station, Texas	L	3-20 Texas A&M
	College Station, Texas	W	10-3 Texas A&M
	College Station, Texas	L	4-5 Texas A&M
2000	Clemson, S.C.	W	4-0 Middle Tennessee
	Clemson, S.C.	W	9-3 Illinois
	Clemson, S.C.	W	21-3 Middle Tennessee
	Clemson, S.C.	W	11-4 Mississippi State
	Clemson, S.C.	W	9-4 Mississippi State
	* Omaha, Neb.	W	10-6 San Jose State
	* Omaha, Neb.	L	4-10 Stanford

	* Omaha, Neb.	L	4-5	Louisiana-Lafayette
2001	Clemson, S.C.	W	4-1	William & Mary
	Clemson, S.C.	W	24-4	Seton Hall
	Clemson, S.C.	W	8-2	Seton Hall
	Coral Gables, Fla.	L	8-10	Miami (Fla.)
2002	Coral Gables, Fla.	L	6-14	Miami (Fla.)
	Clemson, S.C.	W	15-1	Georgia Southern
	Clemson, S.C.	W	4-2	East Carolina
	Clemson, S.C.	W	21-1	East Carolina
	Clemson, S.C.	L	6-9	Arkansas
	Clemson, S.C.	W	8-7	Arkansas
	Clemson, S.C.	W	7-4	Arkansas
	* Omaha, Neb.	W	11-10	Nebraska
	* Omaha, Neb.	W	9-7	Georgia Tech
* Omaha, Neb.	L	4-12	South Carolina	
	* Omaha, Neb.	L	2-10	South Carolina
	2003	Auburn, Ala.	L	8-10
Auburn, Ala.		W ⁽¹⁰⁾	7-6	Princeton
Auburn, Ala.		L	0-15	Auburn
2004	Athens, Ga.	W	10-6	Birmingham-Southern
	Athens, Ga.	L	3-6	Georgia
	Athens, Ga.	W	5-4	Birmingham-Southern
	Athens, Ga.	W	10-9	Georgia
	Athens, Ga.	L ⁽¹⁰⁾	6-7	Georgia
2005	Clemson, S.C.	W	12-2	North Carolina A&T
	Clemson, S.C.	W	6-0	College of Charleston
	Clemson, S.C.	W	8-3	Oral Roberts
	Waco, Texas	W	4-2	Baylor
	Waco, Texas	L	1-7	Baylor
	Waco, Texas	L	1-6	Baylor
2006	Clemson, S.C.	W	3-0	UNC Asheville
	Clemson, S.C.	W	13-3	Elon
	Clemson, S.C.	W	8-6	Mississippi State
	Clemson, S.C.	W	11-8	Oral Roberts
	Clemson, S.C.	W	6-5	Oral Roberts
	* Omaha, Neb.	W	8-4	Georgia Tech

NCAA TOURNAMENT RECORDS

APPEARANCES

Rk	Team	App.
1.	Texas	57
2.	Florida State	53
3.	Miami (Fla.)	44
4.	Oklahoma State	41
5.	Clemson	40
6.	Arizona State	38
7.	Cal State Fullerton	37
	Southern California	37
9.	Oklahoma	35
	St. John's	35

CONSECUTIVE APPEARANCES

Rk	Team	Streak	Years
1.	Miami (Fla.)	43	1973-15
2.	Florida State	38	1978-15
3.	Cal State Fullerton	24	1992-15
4.	Clemson	21	1987-07
	Rice	21	1995-15
6.	Oklahoma State	19	1981-99
7.	Texas	18	1979-96
8.	Louisiana State	17	1989-05

COLLEGE WORLD SERIES APPEARANCES


Rk	Team	App.
1.	Texas	35
2.	Miami (Fla.)	24
3.	Arizona State	22
4.	Florida State	21
	Southern California	21
6.	Oklahoma State	19
7.	Cal State Fullerton	17
	Louisiana State	17
9.	Arizona	16
	Stanford	16
11.	Clemson	12
12.	South Carolina	11
13.	North Carolina	10
	Northern Colorado	10
	Oklahoma	10

* Omaha, Neb.	L	0-2	North Carolina
* Omaha, Neb.	L	6-7	Cal State Fullerton
2007	Myrtle Beach, S.C.	W	3-2 St. John's
	Myrtle Beach, S.C.	W	11-8 Coastal Carolina
	Myrtle Beach, S.C.	W	15-3 Coastal Carolina
	Starkville, Miss.	L	6-8 Mississippi State
	Starkville, Miss.	L	5-8 Mississippi State
2009	Clemson, S.C.	W	5-4 Tennessee Tech
	Clemson, S.C.	L	2-3 Oklahoma State
	Clemson, S.C.	W	10-0 Tennessee Tech
	Clemson, S.C.	W	15-1 Oklahoma State
	Clemson, S.C.	W	6-5 Oklahoma State
	Tempe, Ariz.	L	4-7 Arizona State
	Tempe, Ariz.	L	2-8 Arizona State
2010	Auburn, Ala.	W	10-1 Southern Mississippi
	Auburn, Ala.	W	5-2 Auburn
	Auburn, Ala.	L	10-11 Auburn
	Auburn, Ala.	W	13-7 Auburn
	Clemson, S.C.	L	4-5 Alabama
	Clemson, S.C.	W	19-5 Alabama
	Clemson, S.C.	W	8-6 Alabama
	* Omaha, Neb.	W	6-3 Arizona State
	* Omaha, Neb.	W	6-4 Oklahoma
	* Omaha, Neb.	L	1-5 South Carolina
	* Omaha, Neb.	L	3-4 South Carolina
2011	Clemson, S.C.	W	11-1 Sacred Heart
	Clemson, S.C.	W	12-7 Coastal Carolina
	Clemson, S.C.	L	6-7 Connecticut
	Clemson, S.C.	L	1-14 Connecticut
2012	Columbia, S.C.	W	11-3 Coastal Carolina
	Columbia, S.C.	L ⁽¹²⁾	4-5 South Carolina
	Columbia, S.C.	W	5-3 Coastal Carolina
	Columbia, S.C.	L	3-4 South Carolina
2013	Columbia, S.C.	L	3-8 Liberty
	Columbia, S.C.	W	10-2 St. Louis
	Columbia, S.C.	L	1-3 Liberty
2014	Nashville, Tenn.	L	1-18 Oregon
	Nashville, Tenn.	L	4-6 Xavier
2015	Fullerton, Calif.	L	4-7 Arizona State
	Fullerton, Calif.	L	8-10 Pepperdine
Totals			113-87 (.565) 40 Tournaments

* - College World Series; Note: Championship-clinching wins in **bold**.



HALL OF FAME COACHES



BILL WILHELM

In his 36 seasons (1958-93) as a head coach, all in Tigertown, Bill Wilhelm amassed a record of 1,161-536-10 (.683), making him the fifth-winningest coach in the history of college baseball at the time of his retirement. Wilhelm earned his place among the true legends of college baseball and is still tied for the 19th-winningest head coach in NCAA Division I history.

For his remarkable career achievements, Wilhelm was inducted into the National College Baseball Hall of Fame in 2011. He became the first person associated with Clemson to be inducted into the Hall of Fame in Lubbock, Texas. Wilhelm was also inducted into the state of South Carolina Athletic Hall of Fame and Clemson

Athletic Hall of Fame in 2012. Then in 2013, he was inducted into the Clemson Ring of Honor.

Serving as head coach at one school for your entire career is quite an accomplishment. Having 36 seasons under your belt is an even greater accomplishment. But spending your entire 36-year career at one school and never having a losing season is incredible.

Wilhelm coached his first game at Clemson, a 7-5 win against Michigan State, on March 24, 1958, and the wins never stopped in his 36 years and 1,707 games.

He had five different teams record at least 50 wins, but his 1993 and last edition may have been his most overachieving one. The ACC Tournament proved to be magic, as the Tigers went through the five-day tourney with a 5-1 record, including a come-from-behind 11-7 win over NC State in the title game.

Wilhelm's 1,161 career victories are one of the highest totals in any sport by an ACC head coach. He posted a record of 378-158-1 in ACC regular-season games, a 70.5 winning percentage, and had at least a .500 league record in each of his final 21 seasons.

The Tigers have captured 14 ACC championships outright, more than any other team, and Wilhelm was the mentor for 11 of them. Clemson has either won or tied for the regular-season title 21 times, and Wilhelm was the head coach on 18 of those occasions.

The native of China Grove, N.C., played at NC State for two years before signing with the St. Louis Cardinals. He later entered Catawba and received his degree in January 1957.

In August 1958, he received his graduate degree from North

NCAA Tournament each of the seven seasons from 2009-15 as well.

For his accomplishments, Leggett was inducted into the ABCA Hall of Fame on Jan. 3, 2014 in Dallas, Texas. Leggett joined six other inductees during ABCA's annual convention.

The South Burlington, Vt., native was with the Tiger program from 1992-15. He served as recruiting coordinator and assistant head coach under Bill Wilhelm (1992,93).

The Tigers won regional titles in 1995, 1996, 1999, 2000, 2001, 2002, 2005, 2006, 2007, 2009 and 2010. Leggett guided Clemson to the College World Series in 1995, 1996, 2000, 2002, 2006 and 2010 as well.

Seven of the 22 years saw the Tigers finish in the top 10 of all three major polls, and there was at least one top-25 final ranking in 16 of 22 seasons under Leggett.

For his accomplishments, he was named ACC Coach-of-the-Year in his first two seasons (1994,95). He also earned the same honor in 2006 when Clemson won the ACC title.

Leggett had 1,332 career wins, ninth most in Division I history as of the end of the 2015 season. Leggett also totaled seven conference titles and 26 NCAA Tournament appearances. A total of 121 players Leggett brought to Tigertown were drafted and/or signed a professional baseball contract.

Prior to his move to Clemson, he was a head coach for 14 years (five at Vermont, nine at Western Carolina). He already had 377 career wins, 302 at Western Carolina and 75 at Vermont, before he came to Clemson.



Carolina while he served as Clemson's head coach. He coached the Tigers to Omaha each of his first two seasons.

Wilhelm passed away at the age of 81 on Dec. 24, 2010 in Seneca, S.C.

WINNINGEST HEAD COACHES

Rk	Head Coach	Current/Last School	Years	W	L	T	Win %
1.	* Augie Garrido	Texas	44	1864	857	8	.684
2.	* Mike Martin	Florida State	36	1857	649	4	.741
3.	Gene Stephenson	Wichita State	36	1768	675	3	.723
4.	* Mark Marquess	Stanford	39	1554	839	7	.649
5.	* Jim Morris	Miami (Fla.)	34	1485	649	4	.696
6.	Cliff Gustafson	Texas	29	1427	373	2	.792
7.	Ron Polk	Mississippi State	35	1373	702	2	.662
8.	Rod Dedeaux	Southern California	44	1342	597	16	.691
9.	Jack Leggett	Clemson	36	1332	770	1	.634
10.	Bob Bennett	Fresno State	34	1300	757	8	.631
11.	* Jim Gilligan	Lamar	37	1297	851	7	.603
12.	* Pete Dunn	Stetson	36	1283	856	3	.600
13.	Ron Fraser	Miami (Fla.)	30	1267	440	9	.741
14.	Jack Stallings	Georgia Southern	39	1255	799	10	.610
15.	Larry Cochell	Oklahoma	35	1235	762	3	.618
16.	Jim Dietz	San Diego State	31	1230	751	18	.620
17.	Richard Jones	Illinois	36	1214	719	6	.628
18.	* John Anderson	Minnesota	34	1172	802	3	.594
19.	Bill Wilhelm	Clemson	36	1161	536	10	.683
	Norm DeBriyn	Arkansas	33	1161	650	6	.641

* - active; Note: Records are through the 2015 season; only includes records as a head coach at a Division I school.

Leggett graduated with honors from Maine in 1976, where he was an all-star performer in baseball and football. He captained the 1976 Maine team that advanced to the College World Series, and he was a two-time All-Yankee Conference honoree in football. He still holds the Maine record for the longest field goal (52).



JACK LEGGETT

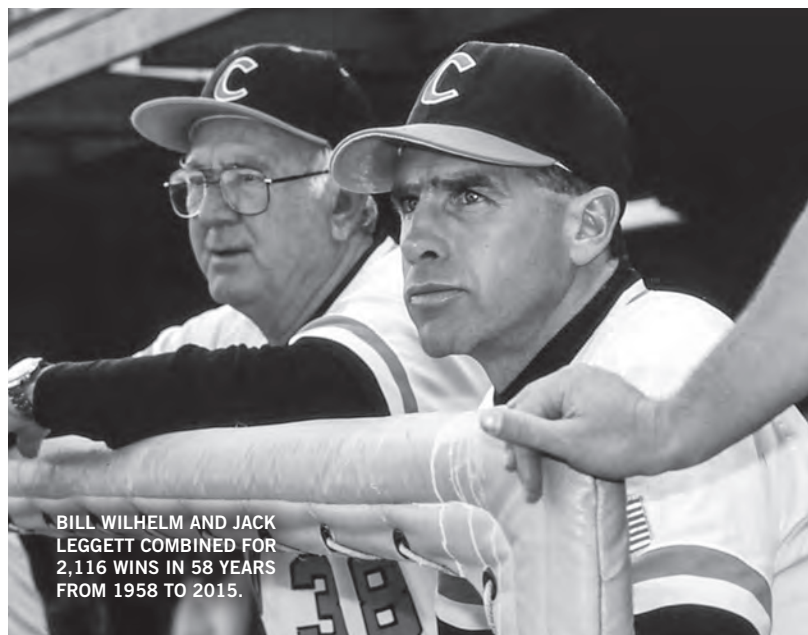
In his 22 seasons (1994-15), Jack Leggett led Clemson to 955 wins (43 per year), 21 NCAA Tourney appearances and six College World Series berths. Clemson was the seventh-winningest program in the nation during his time as head coach, while his six trips to Omaha tied for ninth most in the nation.

Of his 955 wins, 244 (26 percent) came against teams ranked in the top 25 of at least one of the three major polls. He also had 135 wins over top-10 teams, 68 victories in NCAA Tournament competition and directed Clemson to a winning record in ACC regular-season games in 21 of his 22 seasons in Tigertown. The Tiger program was one of only 11 in the country that played in the



COACHING RECORDS

Head Coach	Years	ACC				Overall			
		W	L	T	Win %	W	L	T	Win %
R.T.V. Bowman	(2) 1896,98					2	6	0	.250
Unknown	(2) 1899,00					12	5	0	.706
John Heisman	(3) 1901-03					28	6	1	.814
John McMakin	(3) 1904-06					20	23	3	.467
Frank Shaughnessy	(1) 1907					9	7	1	.559
Robert Lynch	(1) 1908					6	11	0	.353
Jesse Reynolds	(1) 1909					10	12	0	.455
Joe Holland	(1) 1910					10	11	0	.476
Frank Dobson	(3) 1911-13					37	21	0	.638
Thomas Robertson	(1) 1914					16	6	0	.727
Vet Sitton	(2) 1915,16					26	18	1	.589
Country Morris	(2) 1917,20					17	28	0	.378
Edward Donahue	(2) 1918,19					17	21	1	.449
Larry Conover	(1) 1921					5	14	0	.263
L.V.H. Durfee	(3) 1922-24					29	26	1	.527
Thomas May	(1) 1925					11	14	0	.440
Cul Richards	(1) 1926					8	11	0	.421
Tink Gillam	(1) 1927					11	13	1	.460
Joe Guyon	(4) 1928-31					42	36	3	.537
Jess Neely	(7) 1932-38					67	66	2	.504
Randy Hinson	(4) 1939,40,46,47					58	19	2	.747
Tom Rogers	(2) 1941,42					18	14	0	.563
Frank Howard	(1) 1943					12	3	0	.800
Walter Cox	(5) 1945,48-51					70	48	1	.592
Bob Smith	(6) 1952-57	18	34	2	.352	52	65	2	.445
Bill Wilhelm	(36) 1958-93	378	158	1	.705	1161	536	10	.683
Jack Leggett	(22) 1994-15	369	219	1	.627	955	480	1	.665
Totals	118 seasons	765	411	4	.650	2709	1520	30	.640



BILL WILHELM AND JACK LEGGETT COMBINED FOR 2,116 WINS IN 58 YEARS FROM 1958 TO 2015.

ASSISTANT COACHES

Year	Assistant	Assistant	Assistant
1958	Jim Partin	Don Wade	
1959	Jim Partin		
1960	Jim Partin		
1961	Bailey Hendley		
1962	Sam Poe		
1963	Coleman Glaze		
1964	Tommy Lyon		
1965	Tommy Lyon	Dick Sargent	
1966	Dale Smith	Sack Bagley	
1967	Ellis Dantzler		
1968			
1969			
1970	Bill Pate		
1971	Eddie Barbary		
1972			
1973			
1974	Bill Prophet		
1975	Kenny Bagwell		
1976	Richard Haynes		
1977	Kenny Bagwell		
1978	Turtle Thomas		
1979	Turtle Thomas	Lin Hamilton	
1980	Turtle Thomas	Lin Hamilton	
1981	Turtle Thomas	*Walker Swain	
1982	Turtle Thomas	*Walker Swain	Rod Delmonico
1983	Turtle Thomas	*Walker Swain	
1984	Turtle Thomas	*Walker Swain	Chip Reese
1985	Turtle Thomas	*Walker Swain	Chip Reese
1986	Dave Littlefield	*Jeff Gilbert	
1987	Dave Littlefield	*Joel Lepel	
1988	Dave Littlefield	*Joel Lepel	
1989	Kurt Seibert	*Joel Lepel	
1990	Kurt Seibert	*Dick Grapenthin	Randy Mazey
1991	Kurt Seibert	*Dick Grapenthin	Randy Mazey
1992	Jack Leggett	*Randy Mazey	Michael Spiers
1993	Jack Leggett	*Randy Mazey	Jim Schlossnagle
1994	Tim Corbin	*John Pawlowski	Gregg Kilby
1995	Tim Corbin	*John Pawlowski	Gregg Kilby
1996	Tim Corbin	*John Pawlowski	Kevin Erminio
1997	Tim Corbin	*John Pawlowski	Kevin Erminio
1998	Tim Corbin	*John Pawlowski	Kevin Erminio
1999	Tim Corbin	*Kevin O'Sullivan	Mike Hampton
2000	Tim Corbin	*Kevin O'Sullivan	Hank King
2001	Tim Corbin	*Kevin O'Sullivan	Shane Carley
2002	Tim Corbin	*Kevin O'Sullivan	Erik Bakich
2003	*Kevin O'Sullivan	Tom Riginos	Bradley LeCroy
2004	*Kevin O'Sullivan	Tom Riginos	Bradley LeCroy
2005	*Kevin O'Sullivan	Tom Riginos	Bradley LeCroy
2006	*Kevin O'Sullivan	Tom Riginos	Russell Triplett
2007	*Kevin O'Sullivan	Tom Riginos	Toby Bicknell

2008	Tom Riginos	*Kyle Bunn	Toby Bicknell
2009	Tom Riginos	*Kyle Bunn	Michael Johnson
2010	Tom Riginos	*Dan Pepicelli	Michael Johnson
2011	*Dan Pepicelli	Bradley LeCroy	Michael Johnson
2012	*Dan Pepicelli	Bradley LeCroy	Michael Johnson

2013	*Dan Pepicelli	Bradley LeCroy	Michael Johnson
2014	*Dan Pepicelli	Bradley LeCroy	Stephen Faris
2015	*Dan Pepicelli	Bradley LeCroy	Stephen Faris

* - pitching coach



CURRENT FLORIDA HEAD COACH KEVIN O'SULLIVAN WAS CLEMSON'S PITCHING COACH FROM 1999-07.

YEAR-BY-YEAR TEAM RECORDS

PRE-ACC ERA (1896-1953)

Head Coach	Year	W	L	T	Win %
R.T.V. Bowman	1896	0	2	0	.000
	1897	No Team			
R.T.V. Bowman	1898	2	4	0	.333
Unknown	1899	4	3	0	.571
Unknown	1900	8	2	0	.800
John Heisman	1901	10	2	1	.808
John Heisman	1902	9	3	0	.750
John Heisman	1903	9	1	0	.900
John McMakin	1904	8	5	1	.607
John McMakin	1905	6	8	1	.433
Phillip Sitton					
John McMakin	1906	6	10	1	.382
Frank Shaughnessy	1907	9	7	1	.559
Robert Lynch	1908	6	11	0	.353
Jesse Reynolds	1909	10	12	0	.455
Joe Holland	1910	10	11	0	.476
Frank Dobson	1911	13	10	0	.565
Frank Dobson	1912	11	6	0	.647
Frank Dobson	1913	13	5	0	.722

Thomas Robertson	1914	16	6	0	.727
Vet Sitton	1915	13	7	0	.650
Vet Sitton	1916	13	11	1	.540
Country Morris	1917	13	13	0	.500
Edward Donahue	1918	11	6	0	.647
Edward Donahue	1919	6	15	1	.295
Country Morris	1920	4	15	0	.210
Larry Conover	1921	5	14	0	.263
L.V.H. Durfee	1922	10	8	0	.556
L.V.H. Durfee	1923	13	8	1	.614
L.V.H. Durfee	1924	6	10	0	.375
Thomas May	1925	11	14	0	.440
Cul Richards	1926	8	11	0	.420
Tink Gillam	1927	11	13	1	.460
Joe Guyon	1928	12	9	2	.565
Joe Guyon	1929	15	11	1	.574
Joe Guyon	1930	9	14	0	.391
Joe Guyon	1931	6	2	0	.750
Jess Neely	1932	14	6	0	.700
Jess Neely	1933	10	10	0	.500

Jess Neely	1934	8	8	1	.500
Jess Neely	1935	16	7	1	.688
Jess Neely	1936	6	11	0	.353
Jess Neely	1937	7	12	0	.368
Jess Neely	1938	6	12	0	.333
Randy Hinson	1939	10	7	0	.588
Randy Hinson	1940	12	2	2	.813
Tom Rogers	1941	10	6	0	.625
Tom Rogers	1942	8	8	0	.500
Frank Howard	1943	12	3	0	.800
	1944	No Team			
Walter Cox	1945	7	6	0	.538
Randy Hinson	1946	12	5	0	.706
Randy Hinson	1947	24	5	0	.828
Walter Cox	1948	14	12	1	.537
Walter Cox	1949	11	12	0	.478
Walter Cox	1950	20	11	0	.625
Walter Cox	1951	18	7	0	.720
Bob Smith	1952	10	12	0	.455
Bob Smith	1953	11	6	0	.647

ACC ERA (1954-2015)

Head Coach	Year	W	L	T	Win %	ACC	Finish	BA-CB-USA
Bob Smith	*1954	14	10	0	.583	8-4	1st	
Bob Smith	1955	7	11	0	.389	5-9	7th	
Bob Smith	1956	4	14	2	.250	2-10-2	7th	
Bob Smith	1957	6	12	0	.333	3-11	8th	
Bill Wilhelm	*1958	22	8	0	.733	11-3	1st	
Bill Wilhelm	*1959	24	8	0	.750	9-5	1st	NP-7-NP
Bill Wilhelm	1960	11	10	1	.523	7-6	4th	
Bill Wilhelm	1961	12	11	0	.522	6-8	5th	
Bill Wilhelm	1962	17	8	0	.680	8-6	T-3rd	
Bill Wilhelm	1963	15	11	0	.577	9-5	T-2nd	
Bill Wilhelm	1964	13	13	0	.500	6-7	T-4th	
Bill Wilhelm	1965	18	10	2	.663	9-5	2nd	
Bill Wilhelm	1966	20	7	2	.724	9-4	2nd	
Bill Wilhelm	*1967	29	9	0	.763	11-2	1st	NP-7-NP
Bill Wilhelm	1968	27	14	0	.659	11-7	4th	
Bill Wilhelm	1969	27	17	2	.609	12-8-1	3rd	
Bill Wilhelm	1970	32	16	0	.667	14-7	2nd	NP-18-NP
Bill Wilhelm	1971	27	14	0	.659	10-4	2nd	NP-22-NP
Bill Wilhelm	1972	19	15	0	.559	6-7	5th	
Bill Wilhelm	1973	24	16	0	.600	10-2	T-1st	
Bill Wilhelm	1974	23	15	0	.605	10-1	1st	
Bill Wilhelm	1975	33	10	0	.767	10-2	T-1st	NP-25-NP
Bill Wilhelm	*1976	36	15	0	.706	10-2	1st	NP-5-NP
Bill Wilhelm	1977	42	10	0	.808	9-1	1st	NP-5-NP
Bill Wilhelm	*1978	39	14	0	.736	10-2	1st	NP-25-NP
Bill Wilhelm	*1979	40	15	0	.727	10-1	1st	NP-9-NP
Bill Wilhelm	*1980	38	21	0	.644	6-5	3rd	NP-4-NP
Bill Wilhelm	*1981	34	24	0	.586	10-4	T-1st	
Bill Wilhelm	1982	37	22	0	.627	10-2	1st	
Bill Wilhelm	1983	30	20	1	.598	6-5	3rd	
Bill Wilhelm	1984	38	17	0	.691	12-2	T-1st	
Bill Wilhelm	1985	36	30	1	.545	9-4	T-1st	

Bill Wilhelm	1986	42	21	0	.667	9-4	3rd	
Bill Wilhelm	1987	54	14	1	.790	16-5	2nd	10-10-NP
Bill Wilhelm	1988	54	14	0	.794	18-2	1st	15-21-NP
Bill Wilhelm	*1989	50	20	0	.714	13-5	2nd	14-14-NP
Bill Wilhelm	1990	43	23	0	.651	14-6	2nd	
Bill Wilhelm	*1991	60	10	0	.857	18-3	1st	4-8-NP
Bill Wilhelm	1992	50	14	0	.781	19-5	1st	7-10-NP
Bill Wilhelm	*1993	45	20	0	.692	11-11	5th	17-17-16
Jack Leggett	*1994	57	18	0	.760	20-4	1st	4-9-9
Jack Leggett	1995	54	14	0	.794	20-4	1st	8-8-8
Jack Leggett	1996	51	17	0	.750	17-7	2nd	5-4-4
Jack Leggett	1997	41	23	0	.641	13-10	4th	NR-NR-24
Jack Leggett	1998	43	16	0	.729	14-9	T-2nd	21-23-19
Jack Leggett	1999	42	27	0	.609	13-10	3rd	17-13-14
Jack Leggett	2000	51	18	0	.739	17-7	2nd	7-6-5
Jack Leggett	2001	41	22	0	.650	17-7	2nd	17-13-14
Jack Leggett	2002	54	17	0	.761	16-8	4th	3-3-3
Jack Leggett	2003	39	22	0	.639	15-9	T-3rd	
Jack Leggett	2004	39	26	0	.600	14-10	T-4th	
Jack Leggett	2005	43	23	0	.652	21-9	2nd	14-13-16
Jack Leggett	*2006	53	16	0	.768	24-6	^1st	5-5-5
Jack Leggett	2007	41	23	0	.641	18-12	^2nd	15-12-13
Jack Leggett	2008	31	27	1	.534	11-18-1	^4th	
Jack Leggett	2009	44	22	0	.667	19-11	^2nd	16-15-14
Jack Leggett	2010	45	25	0	.643	18-12	^T-1st	10-4-4
Jack Leggett	2011	43	20	0	.683	17-13	^2nd	21-21-16
Jack Leggett	2012	35	28	0	.556	16-14	^3rd	
Jack Leggett	2013	40	22	0	.645	18-12	^3rd	NR-NR-25
Jack Leggett	2014	36	25	0	.590	15-14	^T-2nd	
Jack Leggett	2015	32	29	0	.525	16-13	^4th	

Totals 118 seasons 2709 1520 30 .640 765-411-4

* - ACC champion; NP - no poll; ^ - Atlantic Division; Note: No Baseball America ranking prior to 1981; no USA Today poll prior to 1993.

THE 2002 TIGERS WON 54 GAMES AND FINISHED TIED FOR NO. 3 IN THE NATION.



ALL-TIME RESULTS

1896 (0-2)

Head Coach - R.T.V. Bowman (1st Season)

Date	Site	W-L	Score	Opponent
4-24	H	L	13-20	Furman
5-9	A	L	11-14	Furman

1897 - NO TEAM

1898 (2-4)

Head Coach - R.T.V. Bowman (2nd Season)

Date	Site	W-L	Score	Opponent
4-8	A	L	4-10	Erskine
4-9	A	W	6-1	Erskine
4-16	A	L	2-5	Furman
4-23	H	W	14-3	Furman
5-7	A	L	4-13	Wofford
5-14	H	L	14-15	Furman

1899 (4-3)

Head Coach - Unknown

Date	Site	W-L	Score	Opponent
3-29	H	L	3-14	Cornell
4-1	A	L	5-6	Wofford
4-8	N1	W	6-2	Erskine
4-28	A	L	4-9	Erskine
5-11	A	W	11-3	College of Charleston
5-12	N2	W ⁽⁶⁾	21-8	South Carolina
5-20	H	W	11-3	College of Charleston

N1 - Anderson, S.C.; N2 - Charleston, S.C.

1900 (8-2)

Head Coach - Unknown

Date	Site	W-L	Score	Opponent
3-27	H	W	9-7	Cornell
4-7	N1	W	6-2	Erskine
4-14	A	W	5-1	Furman
4-20	N2	L	7-13	Erskine
4-27	H	L	0-6	Wofford
5-7	H	W	12-0	College of Charleston
5-9	H	W	9-0	The Citadel
5-11	A	W	2-1	Newberry
5-12	A	W	5-4	South Carolina
5-16	A	W	13-3	Georgia

N1 - Anderson, S.C.; N2 - Greenwood, S.C.

1901 (10-2-1)

Head Coach - John Heisman (1st Season)

Date	Site	W-L	Score	Opponent
3-29	H	W	8-0	Auburn
3-30	H	W	11-4	Auburn
4-6	N1	L	0-14	North Carolina
4-12	A	L	6-7	Mercer
4-13	A	W	6-3	Mercer
4-23	H	W	25-2	Georgia
4-26	H	W	7-5	Wofford
4-30	H	W	14-1	Wake Forest
5-3	A	W	8-5	Wofford
5-8	H	T ⁽⁸⁾	2-2	North Carolina
5-9	H	W	17-2	The Citadel
5-10	A	W ⁽⁶⁾	15-8	Erskine
5-11	A	W	12-4	South Carolina

N1 - Charlotte, N.C.

1902 (9-3)

Head Coach - John Heisman (2nd Season)


Date	Site	W-L	Score	Opponent
3-29	N1	L	5-16	North Carolina
4-1	H	W	10-2	Hobart
4-3	H	W ⁽⁶⁾	6-2	Cornell
4-5	N2	W ⁽⁷⁾	9-0	Virginia Tech
4-7	A	W	4-2	The Citadel
4-11	H	W	11-3	Mercer
4-12	A	L	4-12	Georgia Tech
4-17	H	L	1-2	Georgia
4-25	A	W	1-0	Newberry
4-26	A	W	3-1	South Carolina
5-9	A	W	11-3	Furman
5-13	H	W	6-3	Wofford

\$ - forfeited in the seventh inning with Clemson ahead 25-0; N1 - Charlotte, N.C.; N2 - Charleston, S.C.

1903 (9-1)

Head Coach - John Heisman (3rd Season)

Date	Site	W-L	Score	Opponent
4-4	H	W	11-0	Davidson
4-10	A	W	13-8	Georgia
4-11	A	W	5-1	Georgia Tech
4-13	A	W ⁽⁵⁾	3-0	Auburn



JOHN HEISMAN, A NAME SYNONOMOUS WITH COLLEGE FOOTBALL, COACHED THE CLEMSON BASEBALL PROGRAM TO A 28-6-1 RECORD FROM 1901-03. HIS WINNING PERCENTAGE (81.4) IS STILL THE HIGHEST IN SCHOOL HISTORY.

4-14	A	W	5-3	Mercer
4-18	H	L	2-5	Erskine
4-21	H	W	18-3	Wake Forest
5-1	A	W	10-4	Wofford
5-6	A	W	6-5	Newberry
5-11	H	W	11-1	Wofford

1904 (8-5-1)

Head Coach - John McMakin (1st Season)

Date	Site	W-L	Score	Opponent
3-28	H	T	2-2	Newberry
4-2	A	W	5-3	Erskine
4-9	H	L	1-2	Furman
4-12	H	L	3-5	Wofford
4-18	N1	L	3-6	Davidson
4-19	A	W	15-1	Belmont Abbey
4-22	A	W	6-1	Georgia Tech
4-23	A	W ⁽¹²⁾	6-3	Georgia
4-27	A	L ⁽¹⁰⁾	2-4	Wofford
4-29	A	L	3-6	Mercer
4-30	A	W	12-4	Mercer
5-6	N2	W	11-1	Erskine
5-7	N2	W	15-8	Duke
5-14	H	W	11-1	Georgia Tech

N1 - Charlotte, N.C.; N2 - Anderson, S.C.

1905 (6-8-1)

Head Coach - John McMakin (2nd Season)

Date	Site	W-L	Score	Opponent
4-1	H	L	2-3	Georgia
4-8	H	W ⁽⁷⁾	8-3	Erskine
4-12	H	W ⁽¹¹⁾	4-3	Duke
4-14	A	L	0-2	Mercer
4-15	A	W	6-1	Mercer
4-22	A	L	4-5	Georgia Tech ⁽¹⁾
4-22	A	W	5-3	Georgia Tech ⁽²⁾
5-1	A	L	1-3	Newberry
5-3	A	W	10-4	Wofford
5-5	A	L	1-8	Furman
5-6	A	W	10-5	Erskine
5-10	H	L	1-2	Furman
5-13	A	L	2-5	Georgia
5-19	A	L	6-8	Furman
5-20	N1	T	3-3	Wofford

N1 - Anderson, S.C.

1906 (6-10-1)

Head Coach - John McMakin (3rd Season)

Date	Site	W-L	Score	Opponent
3-24	A	L	1-3	Georgia Tech
3-31	A	L	2-9	Georgia ⁽¹⁾
3-31	A	L	3-4	Georgia ⁽²⁾

4-7	H	L	6-7	Furman
4-12	H	W	13-4	Duke
4-20	A	L	0-4	Mercer
4-21	A	T ⁽¹³⁾	3-3	Mercer
4-25	A	W	9-2	Wofford
4-26	N1	W	8-0	Presbyterian College
4-27	N1	W	11-5	Furman
4-28	A	L	3-6	Newberry
4-30	H	L	0-6	Georgia Tech
5-4	N2	L	0-7	Duke
5-5	A	L	3-4	Furman
5-11	H	W	19-5	Wofford
5-12	N3	W	7-1	Wofford
5-19	H	L	2-4	Newberry

N1 - Greenwood, S.C.; N2 - Charlotte, N.C.; N3 - Anderson, S.C.

1907 (9-7-1)

Head Coach - Frank Shaughnessy (1st Season)

Date	Site	W-L	Score	Opponent
3-23	A	W	15-1	Presbyterian College
3-30	H	W	4-2	South Carolina
4-5	A	L	2-4	Georgia Tech
4-6	A	T ⁽¹¹⁾	2-2	Georgia Tech
4-12	H	W	8-0	Presbyterian College
4-13	A	W	7-5	Georgia
4-18	H	L	1-3	Erskine
4-20	H	L	0-2	Georgia
4-25	A	W	10-1	Wofford
4-26	N1	L	2-10	Furman
4-27	A	W	5-1	Newberry
4-29	A	L	2-6	South Carolina
4-30	A	L	2-5	Erskine
5-3	N2	L	4-5	Duke
5-4	N2	W	3-0	Duke
5-11	A	W	11-8	Furman
5-18	H	W	7-1	Newberry

N1 - Greenwood, S.C.; N2 - Charlotte, N.C.

1908 (6-11)

Head Coach - Robert Lynch (1st Season)

Date	Site	W-L	Score	Opponent
3-28	H	W	7-2	Presbyterian College
4-3	A	L	2-4	Georgia Tech
4-4	A	L ⁽¹¹⁾	4-5	Georgia Tech
4-9	H	L	2-4	South Carolina
4-11	H	W	11-1	Furman
4-14	H	L	4-6	Wofford
4-17	H	W	5-4	Erskine
4-23	A	L	7-8	Newberry
4-24	N1	W	8-2	Furman
4-30	A	L	2-4	Wofford

5-1	N2	L	3-5	Duke
5-2	N3	L	0-1	Duke
5-8	A	L	0-8	Georgia
5-9	A	L	0-6	Georgia ⁽¹⁾
5-9	A	L	0-7	Georgia ⁽²⁾
5-13	H	W	4-3	Newberry
5-16	A	W	4-2	Newberry

N1 - Greenwood, S.C.; N2 - Charlotte, N.C.; N3 - Winston-Salem, N.C.

1909 (10-12)

Head Coach - Jesse Reynolds (1st Season)

Date	Site	W-L	Score	Opponent
3-29	H	W	5-4	Riverside Military
4-2	H	W	2-0	Georgia
4-3	H	W	10-3	Georgia
4-5	H	W	15-4	North Georgia
4-6	H	L	2-6	North Georgia
4-7	H	W	6-3	Erskine
4-10	A	W	7-6	Furman
4-14	A	L	2-4	Riverside Military
4-15	A	L	3-5	Gordon Military
4-16	A	W	7-4	Mercer
4-17	A	L	2-6	Mercer
4-21	H	L	7-8	Duke
4-22	A	L	2-3	Wofford
4-24	N1	L	1-4	Duke ⁽¹⁾
4-24	N1	L	0-1	Duke ⁽²⁾
4-29	A	L	0-3	Newberry
4-30	N2	L	5-6	Furman
5-1	A	L	0-3	Erskine
5-4	H	W	6-2	Wofford
5-7	A	L	0-3	South Carolina
5-8	A	W	4-2	South Carolina
5-11	H	W	8-2	Newberry

N1 - Chester, S.C.; N2 - Greenwood, S.C.

1910 (10-11)

Head Coach - Joe Holland (1st Season)

Date	Site	W-L	Score	Opponent
3-25	H	L	1-8	Erskine
3-26	H	W	4-0	Erskine
3-28	H	W	4-2	Riverside Military
4-1	A	W	1-0	Georgia
4-2	A	L	0-5	Georgia
4-8	H	W	2-1	Duke
4-9	H	L	3-14	Duke
4-14	A	W	8-1	Wofford ⁽¹⁾
4-14	A	W	5-4	Wofford ⁽²⁾
4-15	A	L	4-8	Newberry
4-16	A	W	5-3	Newberry
4-22	H	W	5-0	Furman

ALL-TIME RESULTS

4-23	H	W⁽¹¹⁾	3-2	Furman
4-29 N1	W	6-5	Erskine ⁽¹⁾	
4-29 N1	L ⁽¹¹⁾	2-3	Erskine ⁽²⁾	
4-30	A	L	6-8	Presbyterian College
5-13	A	L	0-5	Georgia Tech
5-14	A	L ⁽⁷⁾	0-4	Georgia Tech ⁽¹⁾
5-14	A	L ⁽⁷⁾	3-11	Georgia Tech ⁽²⁾
5-16	A	L	2-4	Mercer
5-17	A	L	1-9	Mercer

N1 - Greenwood, S.C.

1911 (13-10)

Head Coach - Frank Dobson (1st Season)

Date	Site	W-L	Score	Opponent
3-27	H	L	2-5	Georgia
3-28	H	L	0-3	Georgia
3-31	A	W	2-1	Erskine
4-1	A	W	8-3	Erskine
4-3	H	W	6-3	College of Charleston
4-7	A	W	4-0	Furman
4-14	H	W	2-1	Newberry
4-15	H	W	3-2	Newberry
4-21	H	W	6-0	Presbyterian College
4-22	H	W	6-2	Presbyterian College
4-26	A	W	8-5	Wofford
4-27 N1	L	0-7	Duke ⁽¹⁾	
4-27 N1	L	5-9	Duke ⁽²⁾	
4-28	A	W	6-1	College of Charleston
4-29	A	W	3-0	The Citadel
5-1	A	W	6-4	Furman
5-5	H	W	6-0	Wofford
5-6	H	L	2-3	Wofford
5-10	A	L ⁽⁸⁾	0-6	Mercer ⁽¹⁾
5-10	A	L ⁽⁷⁾	5-11	Mercer ⁽²⁾
5-12	A	L ⁽¹²⁾	6-7	Auburn
5-13	A	L ⁽⁸⁾	4-5	Auburn ⁽¹⁾
5-13	A	L	2-3	Auburn ⁽²⁾

N1 - Sumter, S.C.

1912 (11-6)

Head Coach - Frank Dobson (2nd Season)

Date	Site	W-L	Score	Opponent
3-29	A	L	0-8	Georgia
3-30	A	L	1-5	Georgia
4-3	H	W	6-0	College of Charleston
4-5	H	W	6-3	Erskine
4-6	H	W	4-3	Erskine
4-12	A	W	6-4	Georgia Tech
4-13	A	L	2-4	Georgia Tech
4-19	H	W	8-3	Furman
4-24	A	L ⁽¹⁰⁾	2-3	Wofford
4-25	A	W	4-2	Wofford
4-26	A	W	4-3	Newberry
4-27	A	L	1-4	Newberry
5-3	A	W	3-2	Presbyterian College
5-4	A	W	5-1	Presbyterian College
5-6	H	W	2-1	Auburn
5-7	H	W	4-3	Auburn
5-8	H	L	0-4	Auburn

1913 (13-5)

Head Coach - Frank Dobson (3rd Season)

Date	Site	W-L	Score	Opponent
3-28	A	L	0-3	Georgia Tech
3-29	A	L	1-3	Georgia Tech
4-4	H	W	10-8	Georgia
4-5	H	L	4-10	Georgia
4-8	A	W	9-3	Furman
4-12	A	W	3-2	Erskine
4-15	H	W	5-0	\$ Erskine
4-18	H	W	5-1	Presbyterian College
4-25	H	L	1-6	Wake Forest
4-26	H	W	4-0	Furman
4-30	A	W	14-5	Wofford
5-1	A	W	9-0	Wofford
5-2	A	W	11-1	Presbyterian College
5-3	A	W	10-3	Newberry
5-5	H	W	6-5	Newberry
5-8	A	L	3-9	Auburn
5-9	A	W	18-4	Auburn
5-10	A	W	5-3	Auburn

\$ - no-hit game

1914 (16-6)

Head Coach - Thomas Robertson (1st Season)

Date	Site	W-L	Score	Opponent
3-27	A	W	6-3	Georgia
3-28	A	L ⁽¹¹⁾	6-7	Georgia
4-3	H	W⁽¹¹⁾	2-1	Erskine

4-4	H	W⁽⁷⁾	8-0	Erskine
4-10	A	W ⁽¹⁰⁾	7-3	Mercer
4-11	A	L	5-7	Mercer
4-15	H	W	6-5	Wofford
4-16	H	W	5-0	The Citadel
4-18	H	W	5-1	Furman
4-21	A	L	9-10	Furman
4-24 N1	W	9-1	Erskine ⁽¹⁾	
4-24 N1	W	6-0	Erskine ⁽²⁾	
4-29	A	W	7-3	Presbyterian College
4-30	A	W	6-2	Presbyterian College
5-1	A	W	7-4	Newberry
5-2	A	W	15-9	Newberry
5-6	A	L	6-7	Wofford
5-7	A	W	7-6	Wofford
5-9	A	W	5-1	Furman
5-14	H	L	4-5	Auburn
5-15	H	W	13-5	Auburn
5-16	H	L	2-6	Auburn

N1 - Rock Hill, S.C.

1915 (13-7)

Head Coach - Vet Sitton (1st Season)

Date	Site	W-L	Score	Opponent
3-26 N1	W	3-2	Furman	
4-3	H	W	10-2	Furman
4-9	A	L	1-2	Erskine
4-10	A	L	6-8	Erskine
4-13	H	W	7-4	Richmond
4-14	A	W	7-4	Wofford
4-15	A	W	12-1	Wofford
4-17	H	W	13-3	The Citadel
4-27	H	W	8-2	Presbyterian College
4-28	H	W	2-1	Presbyterian College
4-30	H	L	3-6	Georgia
5-1	H	L	3-9	Georgia
5-8	A	L	3-10	Auburn ⁽¹⁾
5-8	A	L ⁽⁷⁾	1-3	Auburn ⁽²⁾
5-8	A	L ⁽⁷⁾	0-2	Auburn ⁽³⁾
5-13	H	W	18-7	Newberry
5-14	H	W	14-1	Newberry
5-15	A	W	10-1	Furman
5-17 N2	W	8-2	Furman	
5-18 N2	W	5-3	Furman	

N1 - Anderson, S.C.; N2 - Greenwood, S.C.

1916 (13-11-1)

Head Coach - Vet Sitton (2nd Season)

Date	Site	W-L	Score	Opponent
3-27	H	W	4-2	\$ West Virginia Wesleyan
3-29	H	L	2-3	Erskine
4-4	H	W	6-0	Wofford
4-8	A	W	12-3	Erskine
4-11	H	W	4-2	The Citadel
4-12	H	W	16-1	The Citadel
4-13	H	W	11-1	Virginia Tech
4-14	H	L	3-4	Virginia Tech
4-18	A	W	7-0	Wofford
4-19	A	L	3-4	Furman
4-21	A	L	1-4	Georgia
4-22	A	L ⁽¹¹⁾	4-6	Georgia
4-24 N1	L	2-3	Wofford	
4-25 N1	T ⁽¹⁷⁾	0-0	Furman	
4-27	A	W	16-6	Duke
4-28	A	L	4-5	Duke
4-29	A	W	2-0	# Virginia Military
5-1	A	L	7-10	Virginia Tech
5-5 N1	W	5-4	Auburn	
5-6	H	L	1-9	Auburn⁽¹⁾
5-6	H	L	1-3	Auburn⁽²⁾
5-8	H	W	3-0	Duke
5-9	H	W	13-3	Duke
5-12 N1	L	0-4	South Carolina	
5-13 N1	W	7-5	South Carolina	

\$ - first baseball game played on Riggs Field;

- no-hit game; N1 - Anderson, S.C.

1917 (13-13)

Head Coach - Country Morris (1st Season)

Date	Site	W-L	Score	Opponent
3-28	H	L	3-9	West Virginia Wesleyan
3-29	H	L	5-6	West Virginia Wesleyan
3-30	H	W	2-1	Erskine
3-31	A	W	3-0	Erskine
4-2	A	L	1-2	South Carolina
4-3	A	W	18-2	South Carolina
4-6	H	W	2-1	Wofford
4-7	H	W	9-2	Oglethorpe
4-10	H	W	15-1	Furman

4-13	A	L ⁽¹³⁾	0-1	Presbyterian College
4-14	A	W	6-3	Newberry
4-16	H	W	4-2	South Carolina
4-17	H	W	6-3	South Carolina
4-20 N1	W	2-1	Georgia	
4-21 N1	L	2-3	Georgia	
4-25	H	L	2-3	Georgia Tech
4-26	H	L	1-5	Georgia Tech
5-4	A	L	0-7	Auburn
5-5	A	L	3-8	Auburn
5-6	A	W ⁽⁷⁾	7-4	Auburn
5-8	A	L	3-5	Mercer ⁽¹⁾
5-8	A	L ⁽⁷⁾	1-2	Mercer ⁽²⁾
5-9	A	L	2-8	Georgia
5-12	H	L	1-2	Newberry
5-17	A	W	1-0	Wofford
5-18	A	W	7-5	Wofford

N1 - Anderson, S.C.

1918 (11-6)

Head Coach - Edward Donahue (1st Season)

Date	Site	W-L	Score	Opponent
4-5	H	L	1-2	North Carolina
4-10	H	W⁽¹¹⁾	4-3	Wofford
4-12	H	L	2-3	Oglethorpe
4-13	H	W	7-6	Oglethorpe
4-16	H	W	7-2	Wake Forest
4-20	A	W	8-3	Furman
4-23	H	W	6-5	Georgia
4-24	H	L	0-2	Georgia
4-27	H	W	3-2	Erskine
5-2	H	L	1-2	Guilford
5-3	H	L	2-5	Guilford
5-6	A	W	8-3	Oglethorpe
5-7	A	W	7-3	Oglethorpe
5-9	H	W⁽⁸⁾	7-0	Furman
5-16	A	W	3-0	Wofford
5-17	A	W	3-2	South Carolina
5-18	A	L ⁽¹²⁾	2-3	South Carolina

1919 (6-15-1)

Head Coach - Edward Donahue (2nd Season)

Date	Site	W-L	Score	Opponent
3-25	H	L	0-2	Furman
4-5	A	L	0-5	Georgia Tech ⁽¹⁾
4-5	A	L ⁽⁷⁾	3-9	Georgia Tech ⁽²⁾
4-7	A	L	0-1	Georgia
4-10	A	L	0-9	Georgia
4-12	H	L	4-6	Newberry
4-14	H	L	2-8	Duke
4-15	H	L⁽¹²⁾	1-3	Duke
4-18	H	L	2-8	Alabama
4-19	H	W⁽¹¹⁾	4-3	Alabama
4-23	H	L	6-7	Georgia
4-24	H	T⁽¹¹⁾	2-2	Georgia
4-25	H	L	1-2	South Carolina
4-26	H	W	8-2	South Carolina
4-28	H	L	1-2	Presbyterian College
5-1	N1	L	1-6	Erskine
5-6	H	L	7-10	Wofford
5-9	H	W	8-3	The Citadel
5-14	A	L	0-3	Erskine
5-15	A	W	3-1	Newberry
5-16	A	W	4-0	South Carolina
5-17	A	W	1-0	South Carolina

N1 - Anderson, S.C.

1920 (4-15)

Head Coach - Country Morris (2nd Season)

Date	Site	W-L	Score	Opponent
4-2	H	L	2-6	Georgia
4-3	H	L	0-3	Georgia
4-5	H	L ⁽⁷⁾	0-10	Auburn
4-6	H	L	2-16	Auburn
4-10	A	L ⁽¹²⁾	4-5	Furman
4-15	A	L	0-1	Newberry
4-16	A	W ⁽⁸⁾	14-9	South Carolina
4-17	A	W	14-5	South Carolina
4-23	A	L	1-2	Georgia Tech
4-24	A	L ⁽¹⁰⁾	4-5	Georgia Tech
4-27	H	W	6-2	Presbyterian College
4-29	H	L	3-6	Elon
5-1	H	L	0-3	Erskine
5-4	H	L	0-5	Wofford
5-8	A	L	5-7	Presbyterian College
5-11	H	W	5-3	South Carolina
5-12	H	L	5-8	South Carolina
5-14	A	L	1-5	Georgia
5-15	A	L	0-8	Georgia

ALL-TIME RESULTS

5-9	A	L	2-7	Newberry
5-10	A	W	8-7	South Carolina
5-12	N2	W	10-3	The Citadel

\$ - no-hit game; N1 - Anderson, S.C.; N2 - Laurens, S.C.

1925 (11-14)

Head Coach - Thomas May (1st Season)				
Date	Site	W-L	Score	Opponent
3-20	A	L	0-4	Georgia Tech
3-21	A	L	0-6	Georgia Tech
3-30	A	L	1-7	Georgia
3-31	A	L	0-6	Georgia
4-2	H	W	7-3	North Georgia
4-3	H	W	6-9	North Georgia
4-4	H	W	11-2	North Georgia
4-6	H	W	5-4	Wofford
4-7	H	W	4-2	Wofford
4-11	H	L	3-7	Furman
4-13	H	L	0-5	Michigan
4-14	H	L	1-7	Michigan
4-17	H	W	3-2	Presbyterian College
4-18	A	L	2-13	Wofford
4-21	H	W ⁽¹³⁾	9-8	Tennessee
4-22	A	L	4-7	Furman
4-24	H	W	6-2	South Carolina
4-29	A	W ⁽¹²⁾	2-1	Erskine
4-30	N1	L	2-9	Presbyterian College
5-1	A	L	8-9	Newberry
5-2	A	L	7-8	South Carolina
5-4	N2	W	7-5	Auburn
5-8	H	L	1-4	Virginia Tech
5-11	H	W ⁽¹⁰⁾	9-8	Erskine
5-13	H	W	6-4	The Citadel

N1 - Laurens, S.C.; N2 - Anderson, S.C.

1926 (8-11)

Head Coach - Cul Richards (1st Season)				
Date	Site	W-L	Score	Opponent
3-19	A	L	2-5	Georgia Tech
3-20	A	W ⁽¹⁰⁾	6-5	Georgia Tech
3-25	H	L	5-9	Furman
3-27	A	L	1-2	Furman
4-3	A	L	5-6	Wofford
4-7	A	L	0-10	Auburn
4-8	A	L	0-7	Auburn
4-13	H	W ⁽¹⁰⁾	7-6	Presbyterian College
4-15	A	W ⁽¹⁰⁾	8-2	Erskine
4-16	A	L	0-4	Newberry
4-17	A	L	0-3	South Carolina
4-21	H	W	11-5	NC State
4-22	H	W	9-0	Davidson
4-23	H	W	8-3	The Citadel
4-26	H	W	12-0	Wofford
4-28	N1	L	1-5	Presbyterian College
5-3	H	L	0-2	Newberry
5-4	H	L	2-3	Erskine
5-7	H	W	10-3	Duke

N1 - Laurens, S.C.

1927 (11-13-1)

Head Coach - Tink Gillam (1st Season)				
Date	Site	W-L	Score	Opponent
3-18	A	L	5-11	Georgia Tech
3-19	A	L	1-10	Georgia Tech
3-25	H	W ⁽¹⁰⁾	3-2	Erskine
3-28	H	L	7-10	Georgia
3-29	H	L	8-10	Georgia
4-1	A	L	3-6	Oglethorpe
4-2	A	L	1-5	Oglethorpe
4-8	H	W	4-3	South Carolina
4-9	H	W	10-6	Davidson
4-11	H	W	5-4	Newberry
4-13	A	L ⁽¹¹⁾	8-9	South Carolina
4-14	A	W	16-4	Newberry
4-15	A	W	12-4	Presbyterian College
4-16	A	W	11-3	Erskine
4-20	H	L	5-11	Auburn
4-22	A	L	4-8	Georgia
4-23	A	L	0-9	# Georgia
4-27	H	W	6-5	Furman
4-28	H	L	6-7	Presbyterian College
5-4	A	L	2-6	Auburn
5-5	A	T ⁽⁶⁾	3-3	Auburn
5-9	H	W	7-0	NC State
5-10	H	W	4-1	The Citadel
5-12	A	L ⁽¹⁰⁾	1-2	Furman
5-13	H	W	7-4	Wofford

- forfeited game

1928 (12-9-2)

Head Coach - Joe Guyon (1st Season)				
Date	Site	W-L	Score	Opponent
3-23	A	L	4-14	Georgia Tech
3-24	A	L	5-7	Georgia Tech
4-2	A	L	2-6	Auburn
4-3	A	T ⁽⁸⁾	6-6	Auburn
4-4	A	W	2-1	Florida
4-5	A	L	6-10	Florida
4-7	A	W	12-6	Mercer
4-12	H	L ⁽⁷⁾	2-4	Michigan ⁽¹⁾
4-12	H	L ⁽⁷⁾	2-6	Michigan ⁽²⁾
4-13	H	W	6-0	South Carolina
4-16	H	W	11-1	Presbyterian College
4-17	A	W	6-3	Newberry
4-18	A	T ⁽¹¹⁾	3-3	South Carolina
4-21	A	W	7-3	The Citadel
4-24	A	L	1-4	Erskine
4-26	H	W	6-0	Presbyterian College
4-27	H	W	6-2	Newberry
4-30	A	W ⁽¹⁰⁾	8-6	Furman
5-2	H	L	3-11	Auburn
5-3	H	L	6-9	Auburn
5-4	H	W	6-5	Auburn
5-9	H	W	7-2	Furman
5-11	H	W	4-3	Erskine

1929 (15-11-1)

Head Coach - Joe Guyon (2nd Season)				
Date	Site	W-L	Score	Opponent
3-22	A	L	3-5	Georgia
3-23	A	L	2-4	Georgia
4-1	H	L ⁽¹¹⁾	0-2	South Carolina
4-3	A	L	1-2	Wofford
4-5	H	L	3-4	Georgia
4-6	H	W	9-7	Georgia
4-10	H	L	3-10	Michigan
4-11	H	L	4-16	Michigan
4-12	A	L	2-5	Georgia Tech
4-13	A	W	7-4	Georgia Tech
4-15	A	T ⁽¹²⁾	6-6	Auburn
4-16	A	W	4-3	Auburn
4-17	A	L	2-9	Oglethorpe
4-18	A	W	4-2	Oglethorpe
4-20	A	W	10-3	Furman
4-23	H	W	3-0	Newberry
4-24	H	W ⁽¹⁰⁾	6-5	Presbyterian College
4-26	H	W	3-0	Erskine
4-27	H	W	6-1	Furman
4-29	H	W	3-2	Wofford
4-30	H	L	4-5	Oglethorpe
5-3	A	W ⁽¹⁰⁾	1-0	Erskine
5-7	A	W	7-1	Presbyterian College

5-8	A	W	3-0	Newberry
5-9	A	L	6-8	South Carolina
5-11	A	W ⁽⁷⁾	4-0	The Citadel ⁽¹⁾
5-11	A	W ⁽⁷⁾	6-5	The Citadel ⁽²⁾

1930 (9-14)

Head Coach - Joe Guyon (3rd Season)				
Date	Site	W-L	Score	Opponent
3-28	A	L	9-10	Georgia Tech
3-29	A	L	1-4	Georgia Tech
3-31	A	L	3-7	Oglethorpe
4-1	A	L	4-5	Oglethorpe
4-4	A	W	8-5	Wofford
4-5	H	L	4-7	Erskine
4-7	H	L	2-5	Florida
4-8	H	W	9-3	Florida
4-11	H	W	11-5	Wofford
4-15	A	W	4-3	Furman
4-17	H	L	4-8	Newberry
4-19	H	W	4-1	South Carolina ⁽¹⁾
4-19	H	L	2-9	South Carolina ⁽²⁾
4-22	H	W	7-6	Furman
4-26	A	W	9-6	The Citadel
4-28	A	L	2-18	South Carolina
4-29	A	L ⁽¹⁰⁾	3-5	South Carolina
4-30	A	W	15-0	Newberry
5-1	A	L	7-9	Presbyterian College
5-2	A	L ⁽¹¹⁾	4-5	Erskine
5-5	H	L ⁽¹¹⁾	3-4	Auburn
5-6	H	L ⁽¹⁰⁾	10-14	Auburn
5-9	N1	W	12-6	The Citadel

N1 - Anderson, S.C.

1931 (6-2)

Head Coach - Joe Guyon (4th Season)				
Date	Site	W-L	Score	Opponent
4-9	H	W	6-3	Newberry
4-30	H	W	14-4	Davidson
5-2	A	L	1-10	South Carolina
5-4	A	W	6-2	The Citadel
5-11	H	W	6-1	The Citadel
5-12	H	W	3-2	The Citadel
5-13	H	W	5-4	South Carolina
5-14	H	L	1-5	South Carolina

Note: The season was shortened due to an outbreak of meningitis on campus in April.

1932 (14-6)

Head Coach - Jess Neely (1st Season)				
Date	Site	W-L	Score	Opponent
3-24	H	L	3-4	Georgia
3-25	H	L	8-11	Georgia
4-4	H	W	9-3	Newberry

4-5	H	L	2-3	Newberry
4-7	A	W	7-1	Presbyterian College
4-15	A	L	0-4	South Carolina
4-16	A	W	10-4	South Carolina
4-18	A	W	14-1	Erskine
4-19	A	W ⁽¹⁰⁾	2-1	Erskine
4-21	H	W	14-5	Presbyterian College ⁽¹⁾
4-21	H	W ⁽⁷⁾	14-1	Presbyterian College ⁽²⁾
4-22	H	W ⁽¹⁰⁾	12-11	Presbyterian College
4-26	H	W	13-9	South Carolina ⁽¹⁾
4-26	H	L ⁽⁷⁾	2-5	South Carolina ⁽²⁾
5-3	A	W	10-4	Newberry
5-4	A	L	2-4	Newberry
5-9	H	W	13-10	Erskine
5-10	H	W	3-0	Erskine
5-12	H	W	10-9	South Carolina
5-13	H	W	6-5	South Carolina

1933 (10-10)

Head Coach - Jess Neely (2nd Season)				
Date	Site	W-L	Score	Opponent
3-24	H	L	11-14	Georgia
3-30	A	L	4-5	South Carolina
3-31	A	L	0-6	South Carolina
4-3	N1	W	11-4	Erskine
4-4	N1	L	4-5	Erskine
4-6	A	W	13-7	Presbyterian College
4-7	A	L	3-8	Presbyterian College
4-10	H	W	9-2	Newberry
4-11	H	W	6-5	Newberry
4-13	A	L	4-6	Furman
4-14	H	W	4-1	Furman
4-17	H	L	3-4	South Carolina
4-20	A	L	0-3	# Erskine
4-21	H	W	6-3	Erskine
4-25	H	W	15-11	Presbyterian College ⁽¹⁾
4-25	H	W ⁽⁷⁾	3-0	Presbyterian College ⁽²⁾
4-27	A	L	8-9	Newberry
4-28	A	W	6-1	Newberry
5-1	A	W	9-8	Furman
5-2	H	L ⁽⁷⁾	1-4	Furman

- no-hit game; N1 - Anderson, S.C.

1934 (8-8-1)

Head Coach - Jess Neely (3rd Season)				
Date	Site	W-L	Score	Opponent
3-30	H	L	6-7	Duke
3-31	H	W	10-5	Duke
4-4	H	L	9-11	Newberry
4-5	H	L	7-8	Furman
4-7	H	T ⁽¹¹⁾	7-7	NC State
4-9	A	W	15-8	Presbyterian College
4-10	A	W	5-3	Erskine
4-12	H	L	1-8	South Carolina



JESS NEELY
(SITTING)
SERVED AS
HEAD COACH
OF THE TIGER
BASEBALL
TEAM FOR
SEVEN
SEASONS
(1932-38).

ALL-TIME RESULTS

4-21	A	L	7-8	Furman
4-25	H	W	8-2	Presbyterian College
4-26	H	W ⁽¹²⁾	3-2	Erskine
4-27	A	L	4-5	Newberry
5-1	H	W	5-0	Wofford
5-2	A	L	4-6	South Carolina
5-3	A	W	9-6	Wofford
5-7	N1	W	5-2	Georgia
5-8	N1	L	3-4	Georgia

N1 - Gainesville, Ga.

1935 (16-7-1)

"State Champions"

Head Coach - Jess Neely (4th Season)

Date	Site	W-L	Score	Opponent
3-25	H	W	5-0	Michigan State
3-30	A	L	1-5	NC State
4-2	A	L	8-12	Duke ⁽¹⁾
4-2	A	W ⁽⁷⁾	3-0	Duke ⁽²⁾
4-5	H	W	4-0	Georgia Tech
4-9	H	W	10-2	Presbyterian College
4-12	A	L	0-2	Georgia
4-13	A	W	4-3	Georgia
4-15	A	W	12-3	Wofford
4-16	H	W	5-4	South Carolina
4-19	H	W	7-2	Georgia
4-20	H	W	6-4	Georgia
4-22	H	L	1-7	Newberry
4-24	A	T ⁽¹⁰⁾	4-4	Furman
4-25	H	W	5-1	Wofford
4-26	A	W	10-2	Georgia Tech
4-27	A	L	0-6	Georgia Tech ⁽¹⁾
4-27	A	L ⁽⁷⁾	1-2	Georgia Tech ⁽²⁾
4-30	H	W	5-0	Erskine
5-1	A	W	6-3	Presbyterian College
5-2	A	W	4-2	Erskine
5-7	H	W	3-2	Furman ⁽¹⁾
5-7	H	W ⁽⁷⁾	1-0	Furman ⁽²⁾
5-9	A	L	0-2	South Carolina

1936 (6-11)

Head Coach - Jess Neely (5th Season)

Date	Site	W-L	Score	Opponent
3-30	H	L	0-18	Michigan State
4-3	H	L ⁽⁷⁾	0-6	Georgia
4-4	H	L	3-8	Georgia
4-11	H	L	3-6	Erskine
4-13	A	L	0-6	Erskine
4-16	H	L	4-9	Cincinnati
4-17	H	W	10-8	Presbyterian College
4-20	H	W	7-1	The Citadel
4-21	H	W	6-1	The Citadel
4-24	A	W	7-1	^ South Carolina
4-28	A	L ⁽⁷⁾	2-6	Presbyterian College
5-1	H	L	5-12	NC State
5-5	H	L	5-6	South Carolina
5-8	A	L	2-6	Georgia
5-9	A	W	5-4	Georgia
5-11	H	W	2-0	Newberry
5-13	A	L	0-3	Newberry

^ - Clemson's first night game

1937 (7-12)


Head Coach - Jess Neely (6th Season)

Date	Site	W-L	Score	Opponent
3-30	H	L	1-8	Ohio
4-2	H	L	1-13	Georgia
4-3	H	W	3-2	Georgia
4-7	A	L	3-23	Erskine
4-9	A	L	0-5	Newberry
4-10	A	L	2-3	Wofford
4-12	A	L	7-10	The Citadel
4-13	A	L	0-3	The Citadel
4-15	A	W	5-4	Presbyterian College
4-16	H	L	2-5	Furman
4-20	H	W	6-5	Erskine
4-22	H	L	0-1	Newberry
4-24	H	W	9-4	Wofford
4-27	A	L	3-4	South Carolina
5-3	A	W	11-9	Georgia
5-4	A	W	6-1	Georgia
5-6	A	L	5-6	Presbyterian College
5-8	H	L	4-5	South Carolina
5-10	A	W	14-8	Furman

1938 (6-12)

Head Coach - Jess Neely (7th Season)

Date	Site	W-L	Score	Opponent
3-31	A	W	9-5	Wofford



THE 1940 TIGERS HAD A 12-2-2 RECORD UNDER SECOND-YEAR HEAD COACH RANDY HINSON.

4-4	A	L	5-9	Newberry
4-6	H	W	7-6	Erskine
4-11	N1	L	3-4	Erskine
4-13	H	W	4-2	Presbyterian College
4-14	A	L	11-14	Georgia
4-15	H	W	10-8	Newberry
4-16	H	L ⁽¹⁰⁾	5-6	Davidson
4-19	H	L	5-7	Georgia
4-22	A	W	15-5	Presbyterian College
4-25	H	L	0-3	The Citadel
4-26	H	L	2-10	The Citadel
4-28	A	L	7-14	Furman
5-2	A	L	2-7	Davidson
5-3	H	L	3-12	South Carolina
5-9	H	W	6-1	Wofford
5-10	A	L	0-3	South Carolina
5-11	H	L	4-6	Furman

N1 - Anderson, S.C.

1939 (10-7)

Head Coach - Randy Hinson (1st Season)

Date	Site	W-L	Score	Opponent
4-3	A	L	0-6	Georgia
4-4	A	L	4-27	Georgia
4-8	H	W	12-7	Ohio
4-10	H	L	7-11	Georgia
4-14	H	W	4-1	Newberry
4-15	A	L	0-2	Erskine
4-18	A	W	2-0	Wofford
4-20	H	W	10-7	Wofford
4-22	H	W	10-7	Presbyterian College
4-27	H	W	9-7	South Carolina
4-29	A	L	2-11	Newberry
5-1	A	W ⁽¹⁰⁾	7-5	South Carolina
5-2	A	W	4-0	The Citadel
5-3	A	L	2-7	The Citadel
5-5	H	L	4-6	Erskine
5-12	A	W	9-7	Furman
5-13	H	W	8-4	Furman

1940 (12-2-2)

Head Coach - Randy Hinson (2nd Season)

Date	Site	W-L	Score	Opponent
3-23	H	W	15-2	Davidson
3-25	H	T ⁽⁷⁾	3-3	Michigan State
4-1	H	W	13-7	Wofford
4-6	A	W ⁽¹⁰⁾	6-5	Erskine
4-11	A	W	7-6	South Carolina
4-15	H	W	11-5	Presbyterian College
4-18	A	T	13-13	Furman
4-23	H	L	3-4	Erskine

4-26	H	W	7-1	South Carolina
4-27	A	W	12-1	Presbyterian College
4-29	A	W	7-2	Wofford
5-1	H	W	16-9	Furman
5-8	N1	W	12-1	The Citadel
5-9	N1	W	18-12	The Citadel
5-11	H	L	4-10	North Carolina
5-15	A	W	8-5	Davidson

N1 - Sumter, S.C.

1941 (10-6)

Head Coach - Tom Rogers (1st Season)

Date	Site	W-L	Score	Opponent
3-25	H	L	4-5	Michigan State
4-5	H	L	10-14	Presbyterian College
4-8	H	L	7-12	Georgia
4-11	H	W	9-0	Furman
4-12	A	W	3-1	Erskine
4-15	A	L	2-3	Georgia
4-18	A	L	5-7	Furman
4-19	H	W	10-2	Erskine
4-22	H	W	10-1	Wofford
4-25	H	W	3-1	South Carolina
4-26	A	W	24-8	Wofford
4-28	H	W	22-0	Presbyterian College
5-3	H	W	11-7	Newberry
5-6	N1	W	8-6	Georgia
5-8	A	L	3-5	South Carolina
5-10	A	W	8-1	Newberry

N1 - Elberton, Ga.

1942 (8-8)

Head Coach - Tom Rogers (2nd Season)

Date	Site	W-L	Score	Opponent
3-25	H	L	3-5	Duke
3-26	H	L	3-14	Duke
3-28	H	W	14-3	Newberry
4-1	H	L	5-11	Michigan State
4-3	A	W	8-1	Erskine
4-7	A	L	6-13	Georgia
4-10	H	W	18-9	Erskine
4-14	H	W ⁽¹²⁾	9-8	Georgia
4-20	A	L ⁽¹⁰⁾	11-12	Presbyterian College
4-22	A	L ⁽¹⁰⁾	3-4	Newberry
4-24	H	W	6-5	South Carolina
4-27	A	L ⁽¹⁰⁾	11-12	Furman
4-30	H	W	10-3	Wofford
5-2	A	W	13-5	Wofford
5-6	H	L	1-7	Furman
5-8	A	W	9-5	South Carolina

1943 (12-3)

Head Coach - Frank Howard (1st Season)

Date	Site	W-L	Score	Opponent
3-31	A	W	12-4	Davidson
4-1	A	W	21-0	Davidson
4-5	H	W	13-12	Newberry
4-8	A	W	21-4	Furman
4-10	A	L	6-8	Newberry
4-14	H	W ⁽⁷⁾	19-3	Davidson
4-15	H	W	13-12	Furman
4-17	H	W	13-12	Presbyterian College
4-20	A	W	8-1	Georgia
4-24	A	W	5-4	Georgia Tech
4-28	A	L	4-7	Presbyterian College
4-29	H	W	8-2	Furman
5-1	H	W	20-8	Georgia
5-7	H	L	6-14	Georgia Tech
5-8	H	W ⁽¹⁰⁾	11-10	Georgia Tech

1944 - NO TEAM

1945 (7-6)

Head Coach - Walter Cox (1st Season)

Date	Site	W-L	Score	Opponent
3-31	H	W	14-7	Wofford
4-4	A	W	15-14	Wofford
4-6	A	W	7-5	Newberry
4-7	A	L	0-6	Newberry
4-13	A	L	7-8	Presbyterian College
4-20	H	L	2-12	Presbyterian College
4-21	H	L	6-12	Presbyterian College
4-27	H	W	6-4	South Carolina
4-30	H	W	9-2	Wofford
5-4	A	L	7-11	South Carolina
5-5	A	L	0-4	South Carolina
5-9	A	W	4-2	Wofford
5-11	H	W	3-2	Newberry

1946 (12-5)

Head Coach - Randy Hinson (3rd Season)

Date	Site	W-L	Score	Opponent
3-29	H	W	6-0	# Erskine
4-3	A	L	1-2	South Carolina
4-5	H	W	23-0	Georgia
4-6	H	L	9-16	Georgia
4-9	H	W	5-4	Davidson
4-12	N1	L ⁽¹¹⁾	8-9	Georgia
4-13	A	W	10-6	Georgia
4-19	H	W	8-5	Presbyterian College
4-20	A	L	5-7	Newberry
4-23	A	W	4-2	Furman



ALL-TIME RESULTS

4-26	A	W	5-1	Erskine
4-30	A	W	9-2	Wofford
5-6	H	L	1-6	Newberry
5-7	H	W	8-0	Wofford
5-11	A	W	8-3	Davidson
5-13	H	W	2-1	Furman
5-18	H	W	12-2	South Carolina
# - no-hit game; N1 - Thomson, Ga.				

1947 (24-5 OVERALL; 13-2 SoCON, 1ST)

NCAA SoCon Champion NCAA Eastern Finals

Head Coach - Randy Hinson (4th Season)

Date	Site	W-L	Score	Opponent
3-25	H	W	10-9	* NC State
3-28	H	W	10-9	* Duke
3-29	H	L	11-13	* Duke
4-3	A	W	8-2	Presbyterian College
4-7	H	W	4-3	Wofford
4-8	H	W	2-1	* Davidson
4-11	A	W	4-1	* South Carolina
4-12	A	W	17-8	* South Carolina
4-17	H	W	7-2	Georgia
4-18	A	W	14-4	* The Citadel
4-21	A	L	7-8	Georgia
4-24	H	W	9-4	Newberry
4-26	A	W	10-5	Newberry
4-30	H	W ⁽⁷⁾	8-5	* The Citadel
5-2	A	W	5-4	Erskine
5-3	A	W	11-5	Wofford
5-5	H	W	19-7	* Furman
5-6	A	L	4-7	* Furman
5-9	H	W	3-2	Erskine
5-10	A	W	15-1	* Davidson
5-13	H	W	9-6	* Furman
5-14	A	W	13-3	* Furman
5-23	H	W	17-3	* South Carolina
5-24	H	W	10-8	* South Carolina
6-12	N1	W	8-3	# Auburn
6-13	N1	W	1-0	# Alabama
6-14	N1	L	2-8	# Alabama ⁽¹⁾
6-14	N1	W	4-1	# Alabama ⁽²⁾
6-20	A	L	3-7	\$ Yale

* - SoCon game; # - NCAA Southern Playoffs; \$ - NCAA Eastern Finals; N1 - Charlotte, N.C.

1948 (14-12-1 OVERALL; 8-8-1 SoCON)

Head Coach - Walter Cox (2nd Season)

Date	Site	W-L	Score	Opponent
3-22	H	T ⁽¹⁰⁾	8-8	* Virginia Tech
3-24	H	L	3-5	* Duke
3-25	H	L	2-3	* Duke
3-30	H	L	4-5	Ohio
4-1	H	L	1-4	* Washington & Lee
4-5	H	W	5-0	* Davidson
4-9	H	L	1-12	* North Carolina
4-10	A	L ⁽¹⁰⁾	6-7	* Davidson
4-12	A	L	2-5	Georgia
4-16	H	L	4-7	* South Carolina
4-17	H	W	11-2	* South Carolina
4-19	H	W	7-6	* Furman
4-23	H	W	9-2	Presbyterian College
4-24	A	L	4-5	Newberry
4-28	A	L	8-11	* Furman
4-30	A	W	8-1	Wofford
5-1	A	W	3-1	Erskine
5-3	H	L	1-3	* Furman
5-5	A	W	2-1	Presbyterian College
5-7	H	W	16-10	Wofford
5-10	A	W	5-4	* Furman
5-14	H	W	13-9	Newberry
5-15	N1	L	2-8	Erskine
5-18	H	W	4-3	* The Citadel
5-21	A	W	7-2	* South Carolina
5-22	A	W	6-5	* South Carolina
5-25	A	W	6-4	* The Citadel

* - SoCon game; N1 - Anderson, S.C.

1949 (11-12 OVERALL; 10-5 SoCON)

Head Coach - Walter Cox (3rd Season)

Date	Site	W-L	Score	Opponent
3-26	H	W	8-1	* Davidson
3-30	H	W	13-3	* Duke
3-31	H	L	16-18	* Duke
4-1	A	W	4-3	Presbyterian College
4-4	H	L	6-12	Georgia
4-9	H	L	5-19	Presbyterian College
4-15	A	L	7-9	Florida
4-16	A	L ⁽¹⁰⁾	13-14	Florida

4-18	H	L	18-20	Wofford
4-19	H	W	9-6	* Furman
4-23	A	L ⁽⁷⁾	0-2	* The Citadel ⁽¹⁾
4-23	A	W ⁽⁷⁾	5-0	* The Citadel ⁽²⁾
4-26	A	L	9-10	Newberry
4-27	A	W	16-3	* Furman
5-2	H	W ⁽¹⁰⁾	6-5	* Furman
5-4	A	L	1-3	Wofford
5-6	H	W ⁽¹¹⁾	6-5	* South Carolina
5-10	A	W ⁽¹²⁾	4-3	* Furman
5-13	H	W	10-5	* The Citadel
5-14	H	W	16-4	* The Citadel
5-16	N1	L	1-6	* NC State
5-20	A	L	2-4	* South Carolina
5-21	A	L	6-7	* South Carolina

* - SoCon game; N1 - Laurinburg, N.C.

1950 (20-11 OVERALL; 13-3 SoCON)

NCAA District III Playoffs

Head Coach - Walter Cox (4th Season)

Date	Site	W-L	Score	Opponent
3-24	H	W	14-12	Michigan State
3-25	H	L	5-18	Michigan State
3-29	H	L	8-9	* Duke
3-30	H	W	17-6	* Duke
4-1	A	W	15-2	Presbyterian College
4-6	N1	L	1-2	# Bradley
4-6	A	L	0-6	# Rollins
4-7	N1	W	9-1	# Bradley
4-8	A	W	13-9	# Rollins
4-11	H	W ⁽¹⁰⁾	11-10	Presbyterian College
4-12	A	L	5-8	Georgia
4-15	H	W	13-11	* Davidson
4-17	H	W	7-3	Georgia
4-18	H	W	12-0	* Furman
4-21	A	W	16-4	* The Citadel
4-22	A	W ⁽¹⁰⁾	7-5	* The Citadel
4-26	A	W	10-3	* Furman
4-29	A	L	4-6	* Davidson
5-1	H	W	21-6	* Furman
5-5	A	W	14-5	* South Carolina
5-6	A	L	2-10	* South Carolina
5-9	A	W	11-7	* Furman
5-12	H	W	19-10	* The Citadel
5-13	H	W	12-11	* The Citadel
5-15	H	W ⁽¹¹⁾	8-7	* South Carolina
5-16	H	W	18-9	* South Carolina
5-26	N2	L	2-14	* Wake Forest
5-26	N2	W	1-0	+ Virginia Tech
5-27	N2	L	2-3	+ Maryland
6-8	N3	L	1-6	\$ Alabama
6-9	N3	L	2-4	\$ Kentucky

* - SoCon game; # - Rollins Invitational; + - SoCon Tournament; \$ - NCAA District III Playoffs; N1 - Winter Park, Fla.; N2 - Greensboro, N.C.; N3 - Kannapolis, N.C.

1951 (18-7 OVERALL; 16-2 SoCON)

Head Coach - Walter Cox (5th Season)

Date	Site	W-L	Score	Opponent
3-23	A	L	9-10	Rollins
3-24	A	L	2-5	Rollins
3-26	H	L	7-8	Michigan State
3-27	H	L	6-16	Michigan State
4-4	A	W	4-1	Erskine
4-7	A	W	12-5	* Davidson
4-9	H	W	8-6	* South Carolina
4-10	H	W	11-1	* South Carolina
4-14	A	W	15-5	* The Citadel ⁽¹⁾
4-14	A	W ⁽⁷⁾	3-1	* The Citadel ⁽²⁾
4-17	H	W	26-13	* Furman
4-20	H	W	7-6	* The Citadel
4-21	H	W	12-3	* The Citadel
4-25	A	W	10-8	* Furman
4-26	A	W	4-3	* Duke
4-27	A	W	4-3	* North Carolina
4-28	A	L	5-7	* NC State
4-30	H	W	6-1	* Furman
5-4	H	W	20-2	* Davidson
5-5	H	L ⁽¹⁰⁾	8-12	* Wake Forest
5-8	A	W	12-2	* Furman
5-11	N1	W	12-4	* South Carolina
5-12	A	W ⁽⁷⁾	16-5	* South Carolina
5-18	N2	W	6-2	+ West Virginia
5-19	N2	L	0-5	+ Duke

* - SoCon game; + - SoCon Tournament; N1 - Orangeburg, S.C.; N2 - Greensboro, N.C.

1952 (10-12 OVERALL; 10-10 SoCON)

Head Coach - Bob Smith (1st Season)

Date	Site	W-L	Score	Opponent
3-24	H	L	3-13	Michigan State
3-25	H	L ⁽⁸⁾	1-5	Michigan State
3-28	H	L	8-14	* Duke
3-29	H	W	10-9	* Duke
4-2	H	W	21-5	* Davidson
4-4	N1	W	5-2	* South Carolina
4-5	A	L	4-6	* South Carolina
4-7	H	L	5-12	* Wake Forest
4-8	H	L	14-16	* Wake Forest
4-12	A	L	3-4	* Davidson
4-14	A	L	2-6	* Duke
4-15	A	L	7-11	* Wake Forest
4-18	H	L	5-8	* The Citadel
4-19	H	W	14-4	* The Citadel
4-23	H	W	4-2	* Furman
4-25	H	L	3-4	* North Carolina
4-29	A	L ⁽¹⁵⁾	4-5	* Furman
5-3	A	W ⁽¹⁰⁾	6-4	* The Citadel ⁽¹⁾
5-3	A	W ⁽⁷⁾	6-4	* The Citadel ⁽²⁾
5-5	H	W ⁽¹⁰⁾	12-11	* Furman ⁽¹⁾
5-5	H	W ⁽⁷⁾	5-4	* Furman ⁽²⁾
5-9	H	W	3-1	* South Carolina

* - SoCon game; N1 - Orangeburg, S.C.

1953 (11-6 OVERALL; 11-6 SoCON)

Head Coach - Bob Smith (2nd Season)

Date	Site	W-L	Score	Opponent
3-24	H	W ⁽⁷⁾	4-3	* The Citadel ⁽¹⁾
3-24	H	W ⁽⁸⁾	11-7	* The Citadel ⁽²⁾
3-26	H	L	4-5	* Duke
4-3	A	L	4-5	* North Carolina
4-4	A	W	8-4	* NC State
4-8	A	W	15-1	* Furman
4-10	H	W ⁽⁷⁾	7-0	* Davidson ⁽¹⁾
4-10	H	W	6-4	* Davidson ⁽²⁾
4-13	H	W	13-4	* South Carolina
4-14	H	L	7-9	* South Carolina
4-22	H	W ⁽¹⁴⁾	13-12	* Furman
4-25	A	L ⁽⁷⁾	4-6	* Furman
5-1	N1	W	5-0	* The Citadel
5-2	A	L	1-5	* The Citadel
5-8	A	W	2-0	* South Carolina
5-9	A	L	4-13	* South Carolina
5-11	N2	W	3-1	* Furman

* - SoCon game; # - no-hit game; N1 - Orangeburg, S.C.; N2 - Anderson, S.C.

1954 (14-10 OVERALL; 8-4 ACC, 1ST)

ACC Champion

Head Coach - Bob Smith (3rd Season)

Date	Site	W-L	Score	Opponent
3-22	A	W	3-2	Florida
3-23	A	L	9-10	Florida
3-26	N1	W ⁽⁸⁾	7-4	Ohio State
3-26	A	L	0-3	Rollins
3-27	N1	L	5-11	Ohio State
3-29	H	W	19-4	Washington & Lee
3-30	H	W	22-2	Washington & Lee
4-2	H	W	5-1	* NC State
4-3	H	W	8-4	* NC State
4-8	A	W	5-2	Furman
4-13	A	W	10-1	* South Carolina
4-15	A	W	5-3	* Wake Forest
4-20	A	W	5-0	* Wake Forest
4-23	A	W	5-4	* Duke
4-24	A	L	0-11	* Duke
4-30	H	W ⁽¹⁰⁾	4-3	* North Carolina
5-1	H	L	8-10	* North Carolina
5-4	H	W	2-0	* South Carolina
5-8	A	L	2-3	* Maryland ⁽¹⁾
5-8	A	L	0-3	* Maryland ⁽²⁾
5-12	H	L	9-13	Furman
5-15	N2	W	11-0	Newberry
5-22	H	L	10-11	\$ Virginia Tech
5-24	A	L	1-7	\$ Virginia Tech

* - ACC game; \$ - NCAA District III play-in game; N1 - Winter Park, Fla.; N2 - Joanna, S.C.

1955 (7-11 OVERALL; 5-9 ACC, 7TH)

Head Coach - Bob Smith (4th Season)

Date	Site	W-L	Score	Opponent
3-29	N1	W	5-3	* Duke
4-2	H	L ⁽⁷⁾	2-3	* NC State
4-7	H	W	3-2	* Virginia
4-8	H	W	11-8	* Virginia
4-12	H	L	4-18	* Maryland ⁽¹⁾

4-12	H	L ⁽⁷⁾	2-11	* Maryland ⁽²⁾
4-15	A	L	4-6	Georgia Tech
4-16	A	W	8-4	Georgia Tech
4-19	A	W	7-2	Furman
4-22	A	L	3-10	* Duke
4-23	A	W	4-3	* North Carolina
4-25	A	L	4-11	* Wake Forest
4-26	A	W	12-10	* NC State
4-30	H	L	3-4	* South Carolina
5-6	H	L	11-15	* Wake Forest
5-7	H	L	8-11	* North Carolina
5-11	A	L	2-9	* South Carolina
5-14	H	L	7-8	Furman

* - ACC game; N1 - Anderson, S.C.

1956 (4-14-2 OVERALL; 2-10 ACC, 7TH)

Head Coach - Bob Smith (5th Season)

Date	Site	W-L	Score	Opponent
3-23	H	L	11-13	The Citadel
3-24	H	W	15-14	The Citadel
3-26	H	T	11-11	* Duke
3-30	A	L	3-7	* Virginia
3-31	A	L	6-9	* Virginia
4-2	A	W ⁽¹⁰⁾	6-4	* Maryland
4-9	A	L	4-5	Furman
4-13	H	L	7-10	* NC State
4-14	H	T ^(4 1/2)	6-6	* Wake Forest
4-18	H	L	6-21	Georgia Tech
4-20	A	L ⁽⁷⁾	0-6	* Duke ⁽¹⁾
4-20	A	L ⁽⁷⁾	3-8	* Duke ⁽²

ALL-TIME RESULTS

5-19	N1	W	4-1	^	North Carolina
6-5	N1	L	6-8	\$	Florida
6-7	N1	W	4-2	\$	George Washington
6-7	N1	W ⁽¹⁰⁾	8-5	\$	Florida State
6-9	N1	W	15-14	\$	Florida ⁽¹⁾
6-9	N1	W	3-1	\$	Florida ⁽²⁾
6-14	N2	W	4-1	!	Arizona
6-15	N2	L	4-17	!	Holy Cross
6-16	N2	L	3-5	!	Western Michigan

* - ACC game; ^ - ACC Playoffs; \$ - NCAA District III Playoffs; ! - College World Series; N1 - Gastonia, N.C.; N2 - Omaha, Neb.

1959 (24-8 OVERALL; 9-5 ACC, 1ST)

ACC Champion
College World Series Participant
Ranked No. 7 by Collegiate Baseball
Head Coach - Bill Wilhelm (2nd Season)

Date	Site	W-L	Score	Opponent
3-23	H	W	8-6	The Citadel
3-26	H	W	6-1	Massachusetts
3-27	H	W	13-1	* Virginia
3-28	N1	W	9-2	* Maryland
3-30	A	W	8-2	Georgia
3-31	H	W	16-8	Adelphi
4-1	H	W	4-3	* Wake Forest
4-3	A	W	11-0	* South Carolina
4-4	A	W	6-4	Furman
4-6	H	L	3-6	* North Carolina
4-7	H	L	7-8	* NC State
4-14	A	L	3-7	* Maryland
4-15	A	L	3-4	* Virginia
4-24	A	W	2-1	* North Carolina
4-25	A	W	6-5	* Wake Forest
4-28	H	W	2-1	Georgia
4-30	A	W	12-7	* Duke
5-1	A	W	10-0	* Duke
5-2	A	L	2-9	* NC State
5-4	H	W	5-2	Georgia Southern
5-5	H	L	1-2	Georgia Southern
5-8	H	W	10-1	Furman
5-9	A	W	6-2	Oglethorpe
5-12	H	W	10-1	* South Carolina
5-16	N2	W	4-2	^ Wake Forest
5-18	N3	W	9-7	^ North Carolina
6-4	N3	W	9-6	\$ Georgia Tech
6-5	N3	W	24-2	\$ Florida State
6-6	N3	W	5-0	\$ Florida State
6-13	N4	L ⁽¹²⁾	2-3	! Arizona
6-14	N4	W	7-1	! Colorado State
6-15	N4	L	0-7	! Penn State

* - ACC game; ^ - ACC Playoffs; \$ - NCAA District III Playoffs; ! - College World Series; N1 - Orangeburg, S.C.; N2 - Thomasville, N.C.; N3 - Gastonia, N.C.; N4 - Omaha, Neb.

1960 (11-10-1 OVERALL; 7-6 ACC, 4TH)

Head Coach - Bill Wilhelm (3rd Season)

Date	Site	W-L	Score	Opponent
3-21	A	T	7-7	Georgia Southern
3-22	A	W ⁽⁸⁾	15-4	Georgia Southern
3-25	H	L	5-8	The Citadel
3-26	H	W	16-6	The Citadel
3-31	H	W	10-0	Georgia Tech
4-2	H	W	11-10	Georgia
4-8	H	W	15-5	* Virginia
4-9	H	L	5-20	* Maryland
4-15	A	W	4-0	* North Carolina
4-16	A	L	0-5	* NC State
4-19	A	W	6-2	* Virginia
4-23	H	W	12-10	* South Carolina
4-25	A	L	1-4	Georgia
5-2	H	W	15-5	* Wake Forest ⁽¹⁾
5-2	H	L ⁽⁷⁾	2-3	* Wake Forest ⁽²⁾
5-3	H	W	6-1	* Duke
5-4	H	W	4-2	* Duke
5-5	A	L	1-2	* South Carolina
5-9	H	L	3-6	* North Carolina
5-10	H	L ⁽¹⁰⁾	7-8	* NC State
5-13	H	L	4-6	Furman
5-14	A	L ⁽¹¹⁾	3-4	Furman

* - ACC game

1961 (12-11 OVERALL; 6-8 ACC, 5TH)

Head Coach - Bill Wilhelm (4th Season)

Date	Site	W-L	Score	Opponent
3-24	A	L	4-6	The Citadel
3-25	A	W	6-4	The Citadel
4-1	H	W	9-8	* Maryland

4-1	H	W	23-9	* Virginia
4-4	A	W	5-3	Georgia
4-7	H	L	5-8	* Duke
4-8	H	L	0-5	* Wake Forest
4-11	H	W	14-9	Furman
4-14	H	L	9-17	* North Carolina
4-18	H	W	21-5	* South Carolina
4-21	A	L	7-9	* Maryland
4-22	A	W	10-6	* Virginia
4-25	A	W	3-1	* South Carolina
4-28	A	L	2-9	* North Carolina
4-29	A	L ⁽⁷⁾	1-2	* NC State ⁽¹⁾
4-29	A	W	11-6	* NC State ⁽²⁾
5-2	A	W	15-5	Georgia Tech
5-5	A	L	3-4	* Wake Forest
5-6	A	L	1-3	* Duke
5-11	H	W	20-2	Rollins
5-12	H	L ⁽⁶⁾	2-4	Rollins
5-13	N1	W	7-4	% North Carolina
5-15	A	L ⁽⁶⁾	4-5	Furman

* - ACC game; % - not counted in ACC standings; N1 - Belmont, N.C.

1962 (17-8 OVERALL; 8-6 ACC, T-3RD)

Head Coach - Bill Wilhelm (5th Season)

Date	Site	W-L	Score	Opponent
3-20	A	L	2-10	Georgia
3-23	H	W	17-1	The Citadel
3-24	H	W	22-3	The Citadel
3-30	A	L	8-14	Florida State
4-3	H	W	6-3	Georgia
4-7	H	W	3-2	* Maryland
4-10	H	L	3-4	* Duke
4-14	A	W	3-2	* Maryland
4-16	A	W ⁽⁷⁾	11-2	* Virginia ⁽¹⁾
4-16	A	L	5-7	* Virginia ⁽²⁾
4-19	H	W	14-11	Florida State
4-20	H	W	6-4	* Wake Forest
4-21	A	W	9-6	Georgia Tech ⁽¹⁾
4-21	A	W ⁽⁷⁾	18-4	Georgia Tech ⁽²⁾
4-24	A	W	5-4	* South Carolina
4-27	A	L	5-11	* North Carolina
4-28	A	W	9-2	* NC State
5-2	H	W	7-3	Furman
5-4	A	L	4-20	* Wake Forest
5-5	A	L	3-7	* Duke
5-8	H	W	27-17	* South Carolina
5-11	H	W	11-4	* North Carolina
5-12	H	L	0-1	* NC State
5-14	N1	W	6-0	% Wake Forest
5-15	A	W	11-1	Furman

* - ACC game; % - not counted in ACC standings; N1 - Belmont, N.C.

1963 (15-11 OVERALL; 9-5 ACC, T-2ND)

Head Coach - Bill Wilhelm (6th Season)

Date	Site	W-L	Score	Opponent
3-21	A	L	7-10	Florida State
3-22	A	W	12-7	Florida State
3-23	A	L	3-12	Florida State
3-23	N1	W	17-4	Navy
3-27	A	W	6-4	Georgia Tech
3-29	A	W	7-4	The Citadel
3-30	A	L	3-7	# The Citadel
4-3	H	L	8-10	Georgia Tech
4-8	H	L	6-11	Georgia Tech
4-10	A	L	2-5	Georgia
4-12	A	L	4-5	* Virginia
4-13	A	W	10-4	* Virginia
4-15	A	L	1-2	* Maryland
4-16	A	W ⁽¹³⁾	7-3	* Maryland
4-19	H	W	14-7	* NC State
4-20	H	W	8-2	* North Carolina
4-23	H	W	9-2	* South Carolina
4-26	A	L	5-14	* Wake Forest
4-27	A	W	5-1	* Duke
5-3	H	W	5-4	* Duke
5-4	H	L	8-14	* Wake Forest
5-7	A	W	6-5	Furman
5-10	A	W	12-11	* NC State
5-11	A	L	4-6	* North Carolina
5-14	A	W	5-1	† * South Carolina
5-15	H	W	11-6	Furman

* - ACC game; # - no-hit game; † - Wilhelm's 100th victory; N1 - Tallahassee, Fla.

1964 (13-13 OVERALL; 6-7 ACC, T-4TH)

Head Coach - Bill Wilhelm (7th Season)

Date	Site	W-L	Score	Opponent
3-19	A	L	5-8	Florida State
3-20	A	W	8-5	Florida State
3-20	N1	L	3-6	Tennessee
3-21	A	L	6-12	Florida State
3-23	H	W	9-3	Yale
3-24	H	W	10-5	Yale
3-27	H	W	9-1	* Virginia
3-28	H	L	9-11	* Virginia
3-30	H	L	3-6	* Maryland
3-31	H	W	11-8	* Maryland
4-1	H	W	11-4	Cornell
4-9	A	W	11-9	Georgia
4-11	H	L	8-10	Georgia
4-14	H	W	22-4	Georgia Tech
4-17	A	L	2-3	* NC State
4-18	A	L	3-4	* North Carolina
4-24	A	W	5-3	* Duke
4-25	A	L ⁽¹¹⁾	3-4	* Wake Forest
4-28	A	W	4-2	* South Carolina
5-1	H	L	0-3	* Wake Forest
5-6	A	W	1-0	Furman
5-8	H	W	9-4	* NC State
5-9	H	L	5-12	* North Carolina
5-12	H	W	5-3	* South Carolina
5-13	H	L	9-10	Furman
5-14	A	L	3-4	Georgia Tech

* - ACC game; N1 - Tallahassee, Fla.

1965 (18-10-2 OVERALL; 9-5 ACC, 2ND)

Head Coach - Bill Wilhelm (8th Season)

Date	Site	W-L	Score	Opponent
3-20	A	L	0-2	Georgia
3-22	A	W	4-2	The Citadel
3-23	A	W	6-2	The Citadel
3-30	H	L	3-6	Ohio
3-31	H	W ⁽⁷⁾	15-1	Miami (Ohio)
4-1	H	W	14-0	Miami (Ohio) ⁽¹⁾
4-1	H	W ⁽⁷⁾	9-0	Miami (Ohio) ⁽²⁾
4-3	H	W ⁽⁷⁾	4-2	Georgia Tech ⁽¹⁾
4-3	H	T ⁽⁷⁾	6-6	Georgia Tech ⁽²⁾
4-6	H	W	11-9	Furman
4-9	H	W	6-5	* North Carolina
4-10	H	L	5-8	* NC State
4-12	H	L	4-8	Georgia
4-16	A	L	1-6	* Maryland
4-17	A	L	1-2	* Maryland
4-20	A	W	5-2	* Virginia ⁽¹⁾
4-20	A	L	0-1	* Virginia ⁽²⁾
4-23	H	W	10-2	* Duke
4-24	H	W	9-5	* Wake Forest
4-26	H	W	9-8	Florida State
4-27	H	L	11-13	Florida State ⁽¹⁾
4-27	H	L ⁽⁵⁾	3-16	Florida State ⁽²⁾
4-30	A	L ⁽¹³⁾	3-4	* North Carolina
5-1	A	W	6-4	* NC State
5-4	H	W	18-1	* South Carolina
5-7	A	W	8-0	* Duke
5-8	A	W	2-0	* Wake Forest
5-11	A	T	4-4	Georgia Tech
5-13	A	W	9-3	* South Carolina
5-15	A	W	4-3	Furman

* - ACC game

1966 (20-7-2 OVERALL; 9-4 ACC, 2ND)

Head Coach - Bill Wilhelm (9th Season)

Date	Site	W-L	Score	Opponent
3-21	H	W	11-0	Virginia Tech
3-22	H	W	9-6	Virginia Tech
3-25	H	W	11-5	The Citadel
3-26	H	W	27-2	The Citadel
3-28	H	T ⁽¹⁰⁾	12-12	Ohio
3-29	H	W	6-4	Ohio
3-30	H	W	8-3	Ohio
4-2	H	W	11-0	* Duke
4-5	H	W	7-3	* Wake Forest
4-8	H	W	11-2	* Maryland
4-9	H	W	12-7	* Maryland
4-11	H	W	8-4	* Virginia
4-12	H	W	18-3	* Virginia
4-15	A	L	1-6	* North Carolina
4-16	A	L	6-7	* NC State
4-18	H	W	14-9	Georgia Tech
4-19	A	W	17-9	Georgia
4-23	A	L	5-6	* Wake Forest
4-25	H	W	18-6	Furman
4-26	H	W	11-6	* South Carolina

4-30	H	L ⁽⁸⁾	3-5	* North Carolina
5-12	H	T ⁽⁸⁾	3-3	Georgia
5-16	H	W	8-7	* NC State
5-17	A	W	6-3	Furman
5-19	A	W	8-2	* South Carolina
5-20	A	L	1-4	Georgia Tech
5-23	A	L	5-11	Florida State
5-24	A	L	3-4	Florida State
5-25	A	W	4-3	Florida State

* - ACC game

1967 (29-9 OVERALL; 11-2 ACC, 1ST)


ACC Champion

Ranked No. 7 by Collegiate Baseball

Head Coach - Bill Wilhelm (10th Season)

Date	Site	W-L	Score	Opponent
3-17	H	W	4-1	Kentucky
3-18	H	W	9-0	Kentucky
3-20	H	L	5-6	Tennessee
3-21	H	W	6-2	Tennessee
3-23	H	W	8-1	Rhode Island ⁽¹⁾
3-23	H	L ⁽⁷⁾	4-6	Rhode Island ⁽²⁾
3-24	H	W	8-4	Springfield
3-25	H	W	6-1	Springfield
3-27	H	L	1-4	Massachusetts
3-29	H	W	4-0	Massachusetts ⁽¹⁾
3-29	H	W ⁽⁷⁾	9-4	Massachusetts ⁽²⁾
3-31	H	W	15-2	Davidson
4-4	H	W	10-1	Georgia Tech
4-5	A	W	7-3	Furman
4-7	H	W	6-1	* North Carolina
4-8	H	W	9-6	* NC State
4-10	H	L	1-4	Georgia
4-11	A	L	1-4	* South Carolina
4-14	A	W	8-2	* Wake Forest
4-15	A	L	3-10	* Duke
4-17	H	W	6-5	Furman

ALL-TIME RESULTS



THE 1971 TIGERS HAD A 27-14 RECORD AND FINISHED RANKED NO. 22 IN THE NATION BY COLLEGIATE BASEBALL.

5-3	A	L ⁽⁷⁾	1-6	* NC State ⁽²⁾
5-4	A	L	0-7	Georgia Tech
5-6	A	W ⁽¹⁰⁾	3-2	Georgia
5-7	A	W ⁽⁷⁾	1-0	* South Carolina ⁽¹⁾
5-7	A	L ⁽⁷⁾	3-4	* South Carolina ⁽²⁾
5-8	A	W	7-0	East Carolina
5-9	A	W	8-1	East Carolina
5-10	A	W ⁽¹⁰⁾	2-0	* Wake Forest
5-11	A	W ⁽⁷⁾	5-3	* Duke ⁽¹⁾
5-11	A	L ⁽⁷⁾	0-7	* Duke ⁽²⁾
5-13	A	L ⁽¹¹⁾	2-3	George Washington
5-14	A	L	0-1	* Maryland

* - ACC game; † - Wilhelm's 200th victory

1969 (27-17-2 OVERALL; 12-8-1 ACC, 3RD)

Head Coach - Bill Wilhelm (12th Season)

Date	Site	W-L	Score	Opponent
3-15	H	W	5-4	East Tennessee State ⁽¹⁾
3-15	H	W ⁽⁷⁾	7-2	East Tennessee State ⁽²⁾
3-19	H	L	3-17	Ohio
3-20	H	L ⁽¹¹⁾	5-7	Ohio
3-21	H	W	5-4	Virginia Tech
3-22	H	W ⁽⁷⁾	5-4	Virginia Tech
3-22	H	W	18-1	Kent State
3-24	H	L ⁽⁷⁾	5-9	Kent State ⁽¹⁾
3-24	H	T ⁽⁶⁾	6-6	Kent State ⁽²⁾
3-25	H	W	16-10	Massachusetts
3-26	H	W	13-9	Massachusetts
3-28	H	W ⁽⁷⁾	28-1	Buffalo
3-29	H	W ⁽⁷⁾	15-4	Buffalo ⁽¹⁾
3-29	H	W ⁽⁷⁾	18-4	Buffalo ⁽²⁾
3-30	H	W	10-1	Georgia
4-1	H	W	12-5	Furman
4-4	H	W ⁽⁷⁾	5-3	* NC State ⁽¹⁾
4-4	H	W ⁽⁷⁾	3-0	* NC State ⁽²⁾
4-5	H	L	5-10	* North Carolina
4-7	A	L	6-13	* Duke
4-8	A	W ⁽⁷⁾	4-3	* Wake Forest ⁽¹⁾
4-8	A	L ⁽⁷⁾	0-11	* Wake Forest ⁽²⁾
4-9	A	W	16-11	Georgia
4-11	H	W ⁽⁷⁾	12-5	* Virginia ⁽¹⁾
4-11	H	W ⁽⁷⁾	9-3	* Virginia ⁽²⁾
4-12	H	W	7-0	* Maryland
4-16	A	T ⁽¹³⁾	4-4	* South Carolina
4-19	H	L	2-6	Florida State ⁽¹⁾
4-19	H	L	1-3	Florida State ⁽²⁾
4-21	H	L	3-4	Georgia Tech
4-23	H	W	14-1	Jacksonville
4-26	A	W	10-3	Furman
5-6	H	L ⁽⁷⁾	1-2	* South Carolina ⁽¹⁾
5-6	H	W ⁽⁷⁾	7-3	* South Carolina ⁽²⁾
5-7	A	L	8-9	Davidson
5-9	H	W	7-6	* Wake Forest

5-10	H	W ⁽⁷⁾	8-5	* Duke ⁽¹⁾
5-10	H	W ⁽⁷⁾	7-2	* Duke ⁽²⁾
5-12	A	L	1-7	* NC State
5-13	A	L ⁽⁷⁾	2-5	* North Carolina ⁽¹⁾
5-13	A	W ⁽⁷⁾	7-4	* North Carolina ⁽²⁾
5-14	A	L	2-3	Virginia Tech
5-15	A	L	1-8	Virginia Tech
5-16	A	L	0-2	* Virginia
5-17	A	L ⁽⁷⁾	2-3	* Maryland ⁽¹⁾
5-17	A	W ⁽⁷⁾	7-5	* Maryland ⁽²⁾

* - ACC game

1970 (32-16 OVERALL; 14-7 ACC, 2ND)

Ranked No. 18 by Collegiate Baseball

Head Coach - Bill Wilhelm (13th Season)

Date	Site	W-L	Score	Opponent
3-7	H	W ⁽⁷⁾	10-0	* Louisville ⁽¹⁾
3-7	H	W ⁽⁷⁾	8-1	Louisville ⁽²⁾
3-12	A	L	3-13	Florida
3-13	A	L	4-5	Florida
3-14	A	W ⁽⁷⁾	5-2	Florida ⁽¹⁾
3-14	A	W ⁽⁷⁾	6-3	Florida ⁽²⁾
3-16	A	W	5-3	Jacksonville
3-17	A	L	0-4	Jacksonville
3-18	N1	W ⁽⁸⁾	5-4	# Virginia Tech
3-18	A	W ⁽⁷⁾	5-1	# Georgia Southern
3-19	N1	W ⁽⁷⁾	6-3	# Virginia Tech
3-19	A	W	6-2	# Georgia Southern
3-23	H	W	6-5	George Washington
3-25	H	L	1-5	Ohio
3-26	H	W ⁽¹⁰⁾	7-6	Ohio
3-27	H	W	14-2	Vermont
3-28	H	W ⁽⁷⁾	8-2	Rider ⁽¹⁾
3-28	H	W ⁽⁸⁾	2-1	Rider ⁽²⁾
4-4	H	W ⁽⁷⁾	2-1	* Wake Forest ⁽¹⁾
4-4	H	W ⁽⁷⁾	5-0	* Wake Forest ⁽²⁾
4-5	H	W	3-1	* Duke
4-7	H	W	17-6	Georgia Tech
4-8	A	W	16-4	Belmont Abbey
4-10	H	W	2-0	* NC State
4-11	H	W ⁽⁷⁾	6-4	* North Carolina ⁽¹⁾
4-11	H	W ⁽⁸⁾	5-0	* North Carolina ⁽²⁾
4-14	A	L ⁽⁷⁾	1-2	* South Carolina ⁽¹⁾
4-14	A	W ⁽⁷⁾	2-1	* South Carolina ⁽²⁾
4-15	H	W	4-1	Georgia
4-16	H	W	8-6	Belmont Abbey
4-18	A	L	1-5	* Maryland
4-19	A	L ⁽⁷⁾	5-3	* Virginia ⁽¹⁾
4-19	A	L ⁽⁷⁾	1-5	* Virginia ⁽²⁾
5-5	H	W	4-0	* South Carolina
5-6	A	L ⁽¹²⁾	10-11	Georgia
5-7	A	L	1-7	Georgia Tech
5-9	H	W ⁽⁷⁾	3-1	* Maryland ⁽¹⁾

5-9	H	W ⁽⁷⁾	9-1	* Maryland ⁽²⁾
5-10	H	W	6-2	* Virginia
5-11	A	L	3-5	* North Carolina
5-12	A	W ⁽⁷⁾	7-2	* NC State ⁽¹⁾
5-12	A	L ⁽⁷⁾	2-3	* NC State ⁽²⁾
5-13	A	L	5-14	Virginia Tech
5-14	A	L	0-1	Virginia Tech
5-15	A	W	9-5	* Wake Forest
5-16	A	L ⁽⁷⁾	1-2	* Duke ⁽¹⁾
5-16	A	L ⁽⁷⁾	1-2	* Duke ⁽²⁾
5-22	N2	L	3-4	^ Maryland

* - ACC game; ° - first game played at Doug Kingsmore Stadium; # - Georgia Southern Tournament; ^ - ACC Playoff game; N1 - Statesboro, Ga.; N2 - Raleigh, N.C.

1971 (27-14 OVERALL; 10-4 ACC, 2ND)

Ranked No. 22 by Collegiate Baseball

Head Coach - Bill Wilhelm (14th Season)

Date	Site	W-L	Score	Opponent
3-6	H	W ⁽⁷⁾	4-0	Louisville ⁽¹⁾
3-6	H	W ⁽⁷⁾	9-2	Louisville ⁽²⁾
3-11	H	L	1-2	East Tennessee State
3-12	H	W	4-3	East Tennessee State
3-15	A	W	10-5	Mississippi
3-16	A	L	4-12	Mississippi
3-17	A	L	1-8	Mississippi
3-18	A	W	6-4	Mississippi State
3-20	A	L ⁽⁷⁾	1-2	Mississippi State ⁽¹⁾
3-20	A	W	10-8	Mississippi State ⁽²⁾
3-22	H	L ⁽¹⁰⁾	2-6	Ohio
3-23	H	L	3-7	Ohio
3-24	H	W	4-3	Ohio
3-28	N1	L	0-3	* NC State
3-30	H	L	3-8	Georgia Southern
3-31	H	W	3-0	Georgia Southern
4-3	H	W	2-1	* Wake Forest
4-4	H	W	5-4	* Duke
4-5	A	W ⁽¹⁰⁾	4-1	Belmont Abbey
4-7	A	W	8-4	Georgia
4-10	N2	L	1-2	* North Carolina ⁽¹⁾
4-10	N2	L	1-3	* North Carolina ⁽²⁾
4-11	A	W	4-0	* NC State
4-13	A	L	4-8	Georgia Tech
4-14	H	W	10-3	Georgia
4-15	H	W	7-1	Belmont Abbey
4-16	H	W	8-3	Belmont Abbey
4-17	H	W ⁽⁷⁾	11-0	# Florida State ⁽¹⁾
4-17	H	W	12-7	Florida State ⁽²⁾
4-18	H	W	3-2	Florida State
4-21	H	L	1-4	Georgia Tech
4-25	H	W	8-2	* South Carolina
5-4	A	W	8-4	* South Carolina

5-6	H	L	5-16	* Virginia
5-7	H	W	5-2	* Virginia
5-8	H	W ⁽¹⁰⁾	3-2	* Maryland
5-9	H	W	4-1	* Maryland
5-12	A	W	5-2	* Duke
5-14	A	W	9-1	* Wake Forest
5-15	A	W ⁽⁷⁾	6-4	Virginia Tech
5-16	N3	L	0-4	^ Maryland

* - ACC game; # - no-hit game; ^ - ACC Playoff game; N1 - Columbia, S.C.; N2 - Durham, N.C.; N3 - Raleigh, N.C.

1972 (19-15 OVERALL; 6-7 ACC, 5TH)

Head Coach - Bill Wilhelm (15th Season)

Date	Site	W-L	Score	Opponent
3-4	H	W	10-0	Louisville
3-5	H	W	14-2	Louisville
3-6	H	W	1-0	West Virginia
3-7	H	W	9-1	West Virginia
3-10	A	L	7-11	Florida State
3-11	A	L	3-6	Florida State
3-12	A	L	3-20	Florida State
3-17	N1	W	6-4	% Virginia Tech
3-17	A	W	2-1†	% Georgia Southern
3-18	A	L	4-10	% Georgia Southern
3-18	N1	L	3-4	% Virginia Tech
3-20	H	W	2-1	Ohio
3-21	H	L ⁽¹⁰⁾	1-2	Ohio
4-1	A	W ⁽⁷⁾	8-0	* North Carolina ⁽¹⁾
4-1	A	L ⁽⁷⁾	1-3	* North Carolina ⁽²⁾
4-2	A	W	7-2	* NC State
4-4	H	W	8-0	South Carolina
4-5	A	L	1-2	South Carolina
4-8	H	W ⁽⁷⁾	2-0	* Wake Forest ⁽¹⁾
4-8	H	W ⁽⁷⁾	4-3	* Wake Forest ⁽²⁾
4-9	H	W ⁽¹¹⁾	1-0	Georgia Tech
4-12	A	W	12-4	Georgia
4-15	H	W ⁽⁷⁾	7-0	* NC State ⁽¹⁾
4-15	H	L ⁽⁷⁾	2-3	* NC State ⁽²⁾
4-16	H	W ⁽¹²⁾	5-4	* North Carolina
4-18	A	W	12-3	Georgia
4-21	N2	W	5-2	South Carolina
5-2	H	W	4-0	Georgia
5-5	A	L	8-9	* Wake Forest
5-6	A	L ⁽⁷⁾	3-4	* Virginia ⁽¹⁾
5-6	A	L ⁽⁷⁾	2-5	* Virginia ⁽²⁾
5-7	A	L	2-5	* Virginia
5-10	A	L	2-3	* Maryland ⁽¹⁾
5-10	A	L ⁽⁷⁾	0-3	^ # Maryland ⁽²⁾

* - ACC game; ^ - not counted in ACC standings; # - no-hit game; † - Wilhelm's 300th victory; % - Georgia Southern Tournament; N1 - Statesboro, Ga.; N2 - Sumter, S.C.

1973 (24-16 OVERALL; 10-2 ACC, T-1ST)

Head Coach - Bill Wilhelm (16th Season)

Date	Site	W-L	Score	Opponent
3-9	H	W	7-3	West Virginia
3-13	H	W	5-0	Appalachian State
3-15	H	L ⁽¹⁰⁾	4-8	Central Michigan
3-16	H	W ⁽⁸⁾	3-0	# Maryland
3-18	N1	W	8-4	Austin Peay State
3-19	A	L ⁽⁷⁾	1-2	Mississippi State ⁽¹⁾
3-19	A	L ⁽⁷⁾	0-2	Mississippi State ⁽²⁾
3-20	A	L ⁽⁷⁾	3-6	Mississippi ⁽¹⁾
3-20	A	W ⁽⁵⁾	10-4	Mississippi ⁽²⁾
3-21	A	L	3-10	Mississippi
3-22	A	L	1-10	South Alabama
3-23	N2	W	2-0	Yale
3-23	A	L	1-11	South Alabama
3-25	A	W	15-8	Alabama
3-27	A	W	7-0	* Wake Forest
3-28	H	L ⁽⁷⁾	2-8	Western Michigan ⁽¹⁾
3-28	H	W ⁽⁷⁾	10-8	Western Michigan ⁽²⁾
4-3	H	W ⁽⁸⁾	3-0	* North Carolina
4-4	A	W	4-2	South Carolina
4-5	H	W	12-3	Georgia
4-6	H	L ⁽¹⁰⁾	4-6	* Virginia
4-9	H	W	5-3	* Wake Forest
4-10	H	L	1-3	South Carolina
4-11	A	W	6-5	Georgia
4-13	A	W ⁽⁷⁾	8-1	* NC State ⁽¹⁾
4-13	A	L ⁽⁷⁾	1-7	* NC State ⁽²⁾
4-14	A	W	3-1	* North Carolina
4-15	A	W	11-3	* Virginia
4-16	A	W	10-0	* Maryland
4-17	A	W ⁽⁷⁾	9-7	* Duke ⁽¹⁾
4-17	A	W ⁽⁷⁾	4-3	* Duke ⁽²⁾
4-20	N3	W	10-3	+ Wake Forest

ALL-TIME RESULTS

4-21	N3	W	3-1	+ Virginia
4-22	N3	L ⁽¹⁰⁾	4-8	+ NC State ⁽¹⁾
4-22	N3	L	2-3	+ NC State ⁽²⁾
4-23	H	L	5-7	Georgia
4-26	H	W ⁽⁷⁾	2-1	Florida State ⁽¹⁾
4-26	H	L ⁽⁷⁾	1-2	Florida State ⁽²⁾
4-27	H	L	1-9	Florida State
4-28	N4	W	9-5	South Carolina

* - ACC game; # - no-hit game; + - ACC Tournament; N1 - Livingston, Ala.; N2 - Mobile, Ala.; N3 - Chapel Hill, N.C.; N4 - Spartanburg, S.C.

1974 (23-15 OVERALL; 10-1 ACC, 1ST)

Head Coach - Bill Wilhelm (17th Season)				
Date	Site	W-L	Score	Opponent
3-1	A	L	8-9	Georgia Southern
3-2	A	L	2-5	Georgia Southern
3-3	A	L	3-6	Georgia Southern
3-5	H	W	8-1	Mercer
3-6	H	W	12-0	Mercer
3-8	A	L	3-6	Florida State
3-9	A	W	7-5	Florida State
3-10	A	L	3-5	Florida State
3-13	H	L ⁽¹⁰⁾	3-4	Western Carolina
3-15	H	W	3-2	* Maryland
3-17	A	L	6-17	Florida
3-18	A	L	3-10	Florida
3-19	A	W	24-2	Florida
3-20	A	L	5-6	Florida Southern
3-21	A	W	5-2	Florida Southern
3-26	H	W	5-0	East Tennessee State
3-28	H	L	0-3	South Carolina
3-30	H	W	18-1	* North Carolina
3-31	H	W	18-1	* Duke
4-2	H	W	3-0	Georgia
4-3	A	L	7-11	Georgia Tech
4-6	A	W	7-0	* Wake Forest
4-7	A	W	2-1	* NC State
4-9	H	W	12-3	Georgia Tech
4-10	A	L	4-5	Georgia
4-12	A	W	3-2	* North Carolina
4-14	A	W	8-5	* Maryland
4-16	H	W	6-3	Georgia
4-17	H	W	10-8	Georgia Tech
4-19	H	W ⁽¹⁶⁾	3-2	* Virginia ⁽¹⁾
4-19	H	L ⁽⁷⁾	1-2	* Virginia ⁽²⁾
4-20	H	W	12-3	* Wake Forest
4-21	H	W	5-0	* NC State
4-26	N1	L	2-3	+ Virginia
4-27	N1	W	6-4	+ North Carolina

4-27	N1	W	9-6	+ Virginia
4-28	A	W	12-5	+ NC State ⁽¹⁾
4-28	A	L	6-8	+ NC State ⁽²⁾

* - ACC game; + - ACC Tournament; N1 - Raleigh, N.C.

1975 (33-10 OVERALL; 10-2 ACC, T-1ST)

Ranked No. 25 by Collegiate Baseball Head Coach - Bill Wilhelm (18th Season)				
Date	Site	W-L	Score	Opponent
3-1	H	W	9-6	Gardner-Webb
3-3	H	W	26-6	West Virginia
3-4	H	W	12-3	West Virginia
3-7	H	W ⁽⁸⁾	4-1	Georgia Southern
3-8	H	W	13-3	Georgia Southern
3-9	H	W	9-2	Georgia Southern
3-14	A	W ⁽⁷⁾	9-4	Alabama
3-14	N1	W ⁽⁷⁾	4-1	Tennessee
3-15	N1	L ⁽⁷⁾	4-8	Tennessee
3-15	A	W ⁽⁷⁾	7-3	Alabama
3-17	A	L	1-2	Birmingham-Southern
3-19	A	W	5-4	Auburn ⁽¹⁾
3-19	A	W	6-4	Auburn ⁽²⁾
3-20	A	W	3-0	Mercer
3-21	A	W	3-2	Mercer
3-23	A	W	11-1	Georgia
3-25	H	W	10-7	Marshall
3-26	H	L ⁽⁷⁾	1-4	Marshall ⁽¹⁾
3-26	H	W ⁽⁷⁾	13-0	Marshall ⁽²⁾
3-28	A	L	3-6	* Maryland
3-31	H	W	4-0	St. John's
4-1	H	W	8-0	Western Carolina
4-4	H	W	4-2	* Virginia
4-5	H	W	6-5	* NC State
4-6	H	L	1-3	* NC State
4-8	A	W	10-3	Georgia Tech
4-11	H	W ⁽⁷⁾	6-2	* North Carolina ⁽¹⁾
4-11	H	W ⁽⁷⁾	5-2	* North Carolina ⁽²⁾
4-12	H	W	14-3	* Duke ⁽¹⁾
4-12	H	W	8-1	* Duke ⁽²⁾
4-13	H	W	5-2	* Maryland
4-15	H	W	10-1	Georgia
4-16	A	L	2-6	South Carolina
4-18	A	W	6-3	* Virginia
4-19	A	W	7-2	* Wake Forest
4-20	A	W	6-1	* Wake Forest
4-22	A	W	18-3	Georgia Tech
4-25	A	L	2-7	+ North Carolina
4-26	N2	W	15-1	+ Wake Forest
4-26	A	W	7-6	+ North Carolina

4-27	N2	L	2-3	+ NC State
5-23	A	L	3-5	\$ Eastern Michigan
5-24	N3	L	4-5	\$ Penn State

* - ACC game; + - ACC Tournament; \$ - NCAA Midwest Regional; N1 - Tuscaloosa, Ala.; N2 - Chapel Hill, N.C.; N3 - Ypsilanti, Mich.

1976 (36-15 OVERALL; 10-2 ACC, 1ST)

ACC Champion College World Series Participant Ranked No. 5 by Collegiate Baseball Head Coach - Bill Wilhelm (19th Season)				
Date	Site	W-L	Score	Opponent
3-1	H	W	3-0	High Point
3-2	H	W ⁽¹¹⁾	4-3	High Point
3-3	H	W	9-0	Francis Marion
3-5	H	W	6-2	Charleston Southern
3-7	H	W	5-4	James Madison
3-8	A	L	3-4	Georgia
3-10	A	W	9-5	Erskine
3-11	H	W	6-0	* Maryland
3-13	A	W	6-5	Florida
3-14	A	L	4-5	Florida
3-15	A	L	3-7	Rollins
3-15	A	L ⁽¹⁰⁾	1-3	Stetson
3-16	A	W	7-6	Rollins
3-17	A	W	11-3	Florida Southern
3-18	A	L	1-2	Florida Southern
3-19	A	L	2-16	Jacksonville
3-20	A	L	8-15	Georgia Southern ⁽¹⁾
3-20	A	W	16-12	Georgia Southern ⁽²⁾
3-22	H	L ⁽¹⁴⁾	1-3	Toledo
3-23	H	L	1-4	Toledo
3-24	H	L	4-6	Toledo
3-25	A	W	4-1	Newberry
3-27	H	W	10-6	North Carolina-Wilmington
3-28	H	W	10-2	North Carolina-Wilmington
3-31	N1	W	7-5	* Wake Forest ⁽¹⁾
3-31	N1	W	4-2	* Wake Forest ⁽²⁾
4-2	A	W	10-6	South Carolina
4-3	A	W	7-4	* NC State
4-4	A	W	8-0	* NC State
4-5	A	W	12-3	Georgia Tech
4-6	H	W	5-2	Georgia
4-8	A	W	20-7	* Duke
4-9	A	L	1-10	* Duke
4-10	A	L ⁽¹⁰⁾	2-3	* North Carolina
4-11	A	W ⁽¹²⁾	3-2	* North Carolina
4-12	A	W ⁽¹¹⁾	12-10	Georgia Tech
4-13	H	L	3-4	South Carolina

4-14	A	W	10-3	Georgia
4-16	H	W	9-0	* Virginia
4-17	H	W	9-0	* Virginia
4-18	H	W	8-6	* Maryland
4-21	A	W	10-4	Wofford
4-23	H	W	2-0	+ Wake Forest
4-24	H	W	2-1	+ Maryland
4-25	H	W	3-2	+ Maryland
5-21	N1	W	13-2	\$ Furman
5-22	A	W	10-4	\$ South Carolina
5-24	N1	W	6-2	\$ Furman
6-11	N2	W	9-4	! Auburn
6-13	N2	L ⁽¹⁰⁾	2-3	! Eastern Michigan
6-14	N2	L	6-10	! Arizona

* - ACC game; # - no-hit game; + - Wilhelm's 400th victory; + - ACC Tournament; \$ - NCAA Atlantic Regional; ! - College World Series; N1 - Columbia, S.C.; N2 - Omaha, Neb.

1977 (42-10 OVERALL; 9-1 ACC, 1ST)

College World Series Participant Ranked No. 5 by Collegiate Baseball Head Coach - Bill Wilhelm (20th Season)				
Date	Site	W-L	Score	Opponent
2-26	A	W ⁽⁷⁾	12-2	Columbus ⁽¹⁾
2-26	A	W ⁽⁷⁾	13-5	Columbus ⁽²⁾
3-1	H	W	10-1	High Point
3-2	H	W	10-0	High Point
3-3	A	W	2-1	Georgia
3-5	H	W	6-0	* Duke
3-8	H	W ⁽⁷⁾	6-2	James Madison ⁽¹⁾
3-8	H	W	10-3	James Madison ⁽²⁾
3-9	H	W	3-0	Mercer
3-10	H	W	8-6	Mercer
3-11	H	W	5-2	Marshall
3-12	A	W	5-2	The Citadel
3-14	A	W	8-0	Charleston Southern
3-15	A	W	3-1	Charleston Southern
3-16	A	W	8-6	Francis Marion
3-17	A	W	8-0	# North Carolina-Wilmington
3-18	A	W	4-1	North Carolina-Wilmington
3-19	A	W	11-6	* Wake Forest
3-20	A	W	13-12	* Wake Forest
3-22	H	W	8-1	Toledo
3-23	H	W ⁽⁷⁾	10-3	Toledo ⁽¹⁾
3-23	H	W ⁽⁷⁾	6-5	Toledo ⁽²⁾
3-24	H	W ⁽¹¹⁾	5-3	Toledo ⁽¹⁾
3-24	H	W ⁽⁵⁾	13-0	Toledo ⁽²⁾
3-26	H	W	3-0	Lewis
3-27	H	W	9-8	Lewis
3-28	H	L	1-2	South Carolina
4-1	H	L	3-6	Newberry
4-2	H	W	7-3	* NC State
4-6	H	W	2-0	Georgia
4-7	H	W	13-0	Erskine
4-8	H	W	8-7	Georgia Tech
4-9	H	W	14-0	* North Carolina
4-10	H	W	9-3	* North Carolina
4-12	A	L ⁽⁷⁾	6-7	South Carolina ⁽¹⁾
4-12	A	L ⁽⁷⁾	2-7	South Carolina ⁽²⁾
4-14	A	L ⁽¹⁰⁾	9-12	* Maryland
4-15	A	W	9-6	* Maryland
4-16	A	W	8-3	* Virginia
4-17	A	W	26-4	* Virginia
4-19	A	W ⁽⁶⁾	2-0	Wofford
4-22	H	W	10-3	+ NC State
4-23	H	L	4-5	+ Wake Forest
4-24	H	W	14-6	+ NC State
4-24	H	L	9-22	+ Wake Forest
5-20	N1	W	8-7	\$ Mississippi
5-21	A	W	7-2	\$ Miami (Fla.)
5-22	A	L	3-10	\$ Miami (Fla.) ⁽¹⁾
5-22	A	W	10-9	\$ Miami (Fla.) ⁽²⁾
6-10	N2	L	7-10	! Arizona State
6-11	N2	W	13-4	! Temple
6-14	N2	L	0-1	! California State-Los Angeles

* - ACC game; # - no-hit game; + - ACC Tournament; \$ - NCAA South Regional; ! - College World Series; N1 - Coral Gables, Fla.; N2 - Omaha, Neb.

1978 (39-14 OVERALL; 10-2 ACC, 1ST)

ACC Champion Ranked No. 25 by Collegiate Baseball Head Coach - Bill Wilhelm (21st Season)				
Date	Site	W-L	Score	Opponent
2-25	A	W ⁽⁷⁾	10-4	Columbus ⁽¹⁾
2-25	A	W ⁽⁶⁾	9-4	Columbus ⁽²⁾
2-26	A	W	7-6	Valdosta State ⁽¹⁾



AFTER WINNING THE ACC TITLE, THE 1978 TIGERS PLAYED IN THE NCAA ATLANTIC REGIONAL AT MIAMI (FLA.).

ALL-TIME RESULTS

2-26	A	L ⁽⁵⁾	1-4	Valdosta State ⁽²⁾
3-4	A	L	2-4	Georgia Southern
3-5	A	L ⁽⁷⁾	1-3	Georgia Southern ⁽¹⁾
3-5	A	W ⁽⁷⁾	5-2	Georgia Southern ⁽²⁾
3-7	H	W ⁽⁷⁾	7-6	James Madison ⁽¹⁾
3-7	H	W ⁽⁹⁾	6-5	James Madison ⁽²⁾
3-12	H	W	8-1	* Wake Forest
3-13	H	W	11-3	* Wake Forest
3-16	H	W	14-4	* Virginia
3-17	H	W	4-3	* Virginia
3-18	A	W	6-1	High Point
3-19	A	W	4-0	* NC State
3-20	A	W	25-6	* Duke
3-21	A	W ⁽⁸⁾	15-10	* Duke
3-22	A	L	3-4	East Carolina
3-23	A	W	3-0	East Carolina
3-24	A	L	1-6	* North Carolina
3-28	H	W ⁽¹²⁾	3-2	Lewis
3-29	H	W ⁽⁷⁾	5-0	Lewis ⁽¹⁾
3-29	H	W ⁽⁷⁾	1-0	Lewis ⁽²⁾
3-30	H	W	10-2	Lewis
4-1	A	W	10-2	South Carolina
4-2	A	L	6-10	South Carolina
4-3	H	W	12-3	Western Carolina
4-4	A	L ⁽⁷⁾	2-4	Mercer ⁽¹⁾
4-4	A	L ⁽⁷⁾	4-7	Mercer ⁽²⁾
4-5	A	W ⁽⁷⁾	11-6	Georgia ⁽¹⁾
4-5	A	L ⁽⁷⁾	5-6	Georgia ⁽²⁾
4-6	H	W ⁽⁷⁾	3-2	Charleston Southern ⁽¹⁾
4-6	H	W ⁽⁷⁾	10-3	Charleston Southern ⁽²⁾
4-7	A	W	13-9	Georgia Tech
4-8	H	W ⁽⁷⁾	5-1	Howard ⁽¹⁾
4-8	H	W ⁽⁷⁾	15-7	Howard ⁽²⁾
4-9	H	W	7-6	Howard
4-10	H	L	1-3	Francis Marion
4-12	A	W	6-1	† Newberry
4-13	H	L	1-2	Georgia Tech
4-15	H	W	17-8	* Maryland
4-16	H	W	8-7	* Maryland
4-17	A	L ⁽¹²⁾	9-10	* North Carolina
4-18	A	W ⁽⁸⁾	2-1	* NC State
4-22	H	W	12-1	+ NC State
4-23	H	W	13-0	+ Duke
4-24	H	W	7-2	+ Wake Forest
4-28	H	W	7-6	North Carolina-Wilmington
4-29	H	W	4-3	North Carolina-Wilmington
4-30	H	W	11-4	South Carolina
5-19	A	W	8-5	\$ Miami (Fla.)
5-20	N1	L	5-9	\$ Marshall
5-21	A	L	5-7	\$ Miami (Fla.)

* - ACC game; † - Wilhelm's 500th victory; + - ACC Tournament; \$ - NCAA Atlantic Regional; N1 - Coral Gables, Fla.

1979 (40-15 OVERALL; 10-1 ACC, 1ST)

ACC Champion				
Ranked No. 9 by Collegiate Baseball				
Head Coach - Bill Wilhelm (22nd Season)				
Date	Site	W-L	Score	Opponent
2-23	A	L	5-17	Florida
2-26	A	W ⁽⁷⁾	5-0	Valdosta State ⁽¹⁾
2-26	A	W ⁽⁷⁾	6-2	Valdosta State ⁽²⁾
2-28	H	W	12-2	Georgia
3-3	H	W ⁽⁷⁾	2-1	High Point ⁽¹⁾
3-3	H	W ⁽⁷⁾	6-2	High Point ⁽²⁾
3-6	H	W	2-1	East Carolina
3-7	H	W	1-0	East Carolina
3-8	H	W	8-3	Western Carolina
3-10	A	L	2-4	Auburn
3-11	A	L	1-10	# Auburn
3-12	A	L ⁽⁷⁾	1-5	Columbus ⁽¹⁾
3-12	A	W ⁽⁷⁾	11-1	Columbus ⁽²⁾
3-14	H	W	13-1	* Duke
3-15	H	W	6-4	* Duke
3-17	A	W	8-2	Francis Marion
3-18	A	W	17-2	North Carolina-Wilmington
3-19	A	W	8-6	North Carolina-Wilmington
3-20	A	W	10-3	The Citadel
3-21	A	W	6-1	The Citadel
3-22	A	W	17-10	Charleston Southern
3-24	A	W	3-1	South Carolina
3-25	A	L	6-7	South Carolina
3-27	H	W	6-5	* North Carolina
3-28	H	W	7-4	* North Carolina
3-31	H	W	8-1	* NC State
4-1	A	W	13-3	Western Carolina
4-5	H	W	11-4	Howard
4-7	A	W	41-9	* NC State
4-8	A	W ⁽¹⁶⁾	8-6	* Wake Forest

4-9	A	W	13-7	* Wake Forest
4-10	H	W	12-3	Ersine
4-11	A	W	14-6	Georgia Tech
4-14	H	W	1-0	South Carolina
4-15	H	W	6-3	South Carolina
4-16	A	L	14-15	Georgia
4-18	H	W	20-2	Georgia Tech
4-21	H	L	8-10	Georgia Southern
4-22	H	W ⁽⁸⁾	1-0	Georgia Southern ⁽¹⁾
4-22	H	L ⁽⁸⁾	10-12	Georgia Southern ⁽²⁾
4-25	A	W	10-4	* Virginia
4-28	A	W ⁽⁷⁾	5-3	* Maryland ⁽¹⁾
4-28	A	L ⁽⁷⁾	2-6	* Maryland ⁽²⁾
5-5	A	W	11-5	Appalachian State
5-6	A	W	15-1	Appalachian State
5-7	A	L	8-12	Virginia Tech
5-8	A	W	15-2	James Madison
5-9	A	L	10-11	James Madison
5-10	A	L	4-7	James Madison
5-11	A	W	8-6	East Tennessee State
5-12	A	L	8-13	East Tennessee State
5-18	N1	W	8-4	\$ Georgia Southern
5-19	A	L	1-2	\$ Miami (Fla.)
5-20	N1	W	2-0	\$ Georgia Southern
5-20	A	L	1-4	\$ Miami (Fla.)

* - ACC game; # - no-hit game; \$ - NCAA Atlantic Regional; N1 - Coral Gables, Fla.

1980 (38-21 OVERALL; 6-5 ACC, 3RD)

ACC Champion				
College World Series Participant				
Ranked No. 4 by Collegiate Baseball				
Head Coach - Bill Wilhelm (23rd Season)				
Date	Site	W-L	Score	Opponent
2-21	H	W	8-0	Ersine
2-22	A	L	2-6	Valdosta State
2-23	A	L	3-4	Florida
2-25	A	L	0-6	Florida
2-27	H	W	22-7	Georgia
2-28	H	W	10-2	Western Carolina
3-1	A	W	8-5	Georgia
3-7	H	L	2-3	East Tennessee State
3-9	H	L ⁽¹¹⁾	1-3	East Tennessee State ⁽¹⁾
3-9	H	W ⁽⁷⁾	8-0	East Tennessee State ⁽²⁾
3-10	H	W ⁽⁷⁾	2-0	# North Carolina-Wilmington ⁽¹⁾
3-10	H	L ⁽⁷⁾	1-3	North Carolina-Wilmington ⁽²⁾
3-11	H	W	8-2	North Carolina-Wilmington
3-14	H	W ⁽¹⁰⁾	5-4	* Wake Forest
3-15	A	W	10-7	% Stetson
3-17	N1	L	7-10	% Cincinnati
3-18	A	W	3-2	% Rollins
3-19	N1	W	5-0	% Cornell
3-20	N1	W	8-2	% Cincinnati
3-21	A	L	1-5	% Rollins
3-22	N1	L ⁽¹⁰⁾	6-7	% Cornell
3-25	H	W	4-1	Ohio State
3-26	H	W	2-0	Ohio State
3-27	H	W ⁽⁷⁾	6-0	Ohio State ⁽¹⁾
3-27	H	W ⁽⁷⁾	8-3	Ohio State ⁽²⁾
3-31	H	W	12-1	Howard
4-1	H	W	4-2	Howard
4-3	H	W	18-1	* Georgia Tech
4-5	H	L	3-14	* North Carolina
4-6	H	L	3-6	* NC State
4-7	H	W	3-2	Francis Marion
4-9	A	L	10-12	* Georgia Tech
4-10	A	W	14-8	Western Carolina
4-11	A	L	4-5	* Wake Forest
4-12	A	L	3-4	* North Carolina
4-15	H	W	9-3	South Carolina
4-16	H	W	4-3	South Carolina
4-17	H	W	3-1	* Virginia
4-18	H	W	6-5	* Virginia
4-19	H	W	1-0	* Maryland
4-20	H	W	5-2	* Maryland
4-22	N2	W	4-0	+ Wake Forest
4-24	N2	W	9-4	+ Maryland
4-25	A	W	5-4	+ NC State
4-26	N2	W	12-3	+ North Carolina
5-3	H	L	2-4	Virginia Tech
5-4	H	W	8-0	Virginia Tech
5-5	A	W	13-3	Georgia Southern
5-6	A	W ⁽¹⁰⁾	10-8	Georgia Southern
5-7	A	L	5-14	Georgia Southern
5-8	A	L	7-13	Tennessee
5-9	A	W	11-3	Tennessee
5-10	A	L	1-6	South Carolina
5-11	A	L	1-4	South Carolina
5-22	H	W	22-4	\$ East Tennessee State

5-24	H	W	6-2	\$ South Carolina
5-25	H	W	17-12	\$ South Carolina
5-31	N3	L	5-13	! Miami (Fla.)
6-1	N3	L	4-6	! California

* - ACC game; # - perfect, no-hit game; % - Rollins Invitational; + - ACC Tournament; \$ - NCAA Atlantic Regional; ! - College World Series; N1 - Winter Park, Fla.; N2 - Raleigh, N.C.; N3 - Omaha, Neb.

1981 (34-24 OVERALL; 10-4 ACC, T-1ST)

ACC Champion				
Head Coach - Bill Wilhelm (24th Season)				
Date	Site	W-L	Score	Opponent
2-20	A	W	6-0	The Citadel
2-21	A	W	6-3	The Citadel
2-26	A	L	1-8	Florida
2-27	A	L	4-5	Florida
2-28	A	L	8-9	Florida State
3-1	A	L	7-11	Florida State
3-2	A	L	4-7	Valdosta State
3-3	A	W	6-1	Valdosta State
3-5	A	W	19-16	Georgia
3-6	H	W ⁽¹⁰⁾	7-6	Western Carolina
3-7	H	W	16-1	Appalachian State
3-8	H	L	4-10	Appalachian State
3-9	H	W	18-3	Marshall
3-10	H	W	2-0	Howard
3-11	H	W	15-1	Howard
3-12	H	W	7-4	* Duke
3-13	H	W	8-7	* Duke
3-14	A	W	9-5	† Winthrop
3-15	A	W	10-2	Francis Marion
3-16	A	L	8-9	North Carolina-Wilmington
3-17	A	W ⁽¹⁰⁾	3-2	North Carolina-Wilmington
3-18	A	W	14-4	East Carolina
3-19	A	L	1-4	East Carolina
3-20	A	L	6-7	* Wake Forest
3-21	A	L	7-10	* North Carolina
3-23	H	W	4-2	Ohio State
3-24	H	L ⁽¹¹⁾	7-8	Ohio State
3-25	H	W	5-3	Tennessee
3-26	H	L	4-10	Tennessee
3-27	H	L ⁽¹¹⁾	5-6	Georgia Southern
3-28	H	W	6-0	Georgia Southern
3-29	H	L	7-8	Georgia Southern
3-31	H	L	2-3	Georgia
4-1	H	W	6-4	* Georgia Tech
4-2	H	W	6-4	Winthrop
4-3	A	L	2-6	South Carolina
4-4	A	L	7-12	South Carolina
4-5	H	W ⁽¹¹⁾	6-5	* Wake Forest
4-6	A	W	13-1	Ersine
4-7	A	W	10-5	* Georgia Tech
4-8	A	L	20-22	Georgia
4-11	H	W ⁽⁷⁾	6-1	* NC State ⁽¹⁾
4-11	H	W ⁽⁷⁾	2-0	* NC State ⁽²⁾
4-12	H	W	6-2	* North Carolina
4-13	H	W ⁽¹¹⁾	5-4	South Carolina
4-14	H	L	2-12	South Carolina
4-16	A	L	11-21	* Maryland
4-17	A	L	6-10	* Maryland
4-18	A	W	11-7	* Virginia
4-19	A	W	11-5	* Virginia
4-22	N1	W ⁽¹⁰⁾	7-6	+ Georgia Tech
4-23	N1	L	0-1	+ Duke
4-24	N1	W ⁽¹⁰⁾	6-5	+ Wake Forest
4-25	A	W	7-4	+ North Carolina
4-25	N1	W	9-2	+ Duke
4-26	A	W	7-5	+ North Carolina
5-22	H	L	2-7	\$ Wichita State
5-23	H	L	1-2	\$ East Tennessee State

* - ACC game; † - Wilhelm's 600th victory; + - ACC Tournament; \$ - NCAA Atlantic Regional; N1 - Chapel Hill, N.C.

1982 (37-22 OVERALL; 10-2 ACC, 1ST)

Head Coach - Bill Wilhelm (25th Season)				
Date	Site	W-L	Score	Opponent
2-24	A	W	7-0	Florida
2-25	A	W	14-5	Florida
2-26	A	W	12-7	Florida
2-27	A	W ⁽⁷⁾	10-5	Valdosta State ⁽¹⁾
2-27	A	W ⁽⁷⁾	1-0	Valdosta State ⁽²⁾
2-28	A	W ⁽⁷⁾	8-3	Valdosta State ⁽¹⁾
2-28	A	W ⁽⁷⁾	3-0	Valdosta State ⁽²⁾
3-2	H	L	3-7	Georgia
3-3	H	W	6-2	Campbell
3-4	H	W	11-1	Campbell

3-5	H	W	5-0	# Western Carolina
3-6	H	W	20-7	The Citadel
3-8	H	W	2-1	East Carolina
3-9	H	W	6-3	East Carolina
3-10	H	W	6-3	North Carolina-Wilmington
3-11	H	W	7-1	Marshall
3-12	H	W	12-5	Marshall
3-14	H	W	13-1	* Wake Forest
3-17	A	W	9-6	* NC State
3-18	A	L ⁽¹⁰⁾	4-5	* North Carolina
3-19	A	W	5-3	* Duke
3-22	H	W	14-2	Howard
3-23	H	W	17-4	Howard
3-24	H	L	2-7	Ohio State
3-25	H	W	7-1	Ohio State
3-27	H	W	7-2	Francis Marion
3-28	A	L	6-7	Winthrop
3-29	A	L	3-10	Western Carolina
3-31	H	W	17-4	* Georgia Tech
4-1	H	L	1-8	Florida State
4-2	H	L ⁽⁷⁾	6-7	Florida State
4-3	H	W	10-7	* North Carolina
4-4	H	L	13-16	* NC State
4-6	A	L	10-11	Georgia
4-7	A	W	10-2	* Georgia Tech
4-11	H	W	4-1	South Carolina
4-12	H	L	4-5	South Carolina
4-13	H	L	5-8	Georgia
4-15	H	W	15-2	* Maryland
4-16	H	W ⁽¹³⁾	4-3	* Maryland
4-17	H	W	9-1	* Virginia
4-18	H	W	18-6	* Virginia
4-21	N1	W	10-9	+ Duke
4-22	N1	W	16-2	+ Georgia Tech
4-23	N1	L	4-6	+ Virginia
4-24	A	L	0-3	+ North Carolina
5-4	A	L	7-9	Alabama
5-5	A	L	1-7	Alabama
5-6	A	L	7-8	Alabama
5-8	A	L ⁽¹¹⁾	6-7	Auburn ⁽¹⁾
5-8	A	W	22-10	Auburn ⁽²⁾
5-9	A	L ⁽¹²⁾	0-9	^ Auburn
5-10	A	L	3-5	Troy
5-11	A	W	4-0	Troy
5-13	A	W	25-5	Georgia Southern
5-14	A	L	6-7	Georgia Southern
5-15	A	W	12-2	Georgia Southern
5-16	A	L	5-11	South Carolina
5-17	A	L	1-4	South Carolina

* - ACC game; # - no-hit game; + - ACC Tournament; ^ - forfeited game (score was 7-7 in the top of the 12th inning); N1 - Chapel Hill, N1.

ALL-TIME RESULTS

4-7	A	L ⁽¹⁰⁾	6-7	* Georgia Tech
4-10	H	L	4-8	* NC State
4-11	A	W	16-0	Erskine
4-12	A	L	5-11	Georgia
4-14	A	W	8-1	* Virginia
4-16	A	L	2-7	* Wake Forest
4-17	H	W	19-6	* Georgia Tech
4-20	N1	W	12-5	+ Virginia
4-21	N1	W	8-1	+ NC State
4-22	A	L	5-6	+ North Carolina
4-24	N1	W	14-7	+ Duke
4-24	A	W	5-2	+ North Carolina
4-25	A	L	1-10	+ North Carolina
4-26	H	L⁽¹⁰⁾	3-8	South Carolina
4-27	H	W	6-3	Georgia
4-29	A	L	7-13	Western Carolina
4-30	A	W	8-1	South Carolina
5-1	A	L	3-4	South Carolina

* - ACC game; + - ACC Tournament; N1 - Chapel Hill, N.C.

1984 (38-17 OVERALL; 12-2 ACC, T-1ST)

Head Coach - Bill Wilhelm (27th Season)

Date	Site	W-L	Score	Opponent
2-24	A	L	11-17	Georgia Southern
2-25	A	W	10-3	Georgia Southern
2-26	A	W	10-5	Georgia Southern
2-28	H	L⁽⁷⁾	2-5	Ball State⁽¹⁾
2-28	H	L⁽⁷⁾	4-5	Ball State⁽²⁾
2-29	H	W	9-1	Ball State
3-1	H	L	3-6	Old Dominion
3-2	H	W	6-3	Old Dominion
3-3	A	W	11-4	* Duke
3-4	A	W	7-1	* Duke
3-6	H	L⁽⁷⁾	4-7	The Citadel⁽¹⁾
3-6	H	W⁽⁷⁾	6-0	# The Citadel⁽²⁾
3-7	H	W	2-1	North Carolina-Wilmington
3-8	H	L	5-8	North Carolina-Wilmington
3-9	H	W	5-4	* Maryland
3-10	H	W	5-2	* Maryland
3-11	H	L	6-9	Georgia
3-12	H	W	8-1	† Marshall
3-14	H	W⁽⁷⁾	7-3	Marshall⁽¹⁾
3-14	H	W⁽⁷⁾	6-0	Marshall⁽²⁾
3-15	H	W	6-2	* Virginia
3-16	H	W	7-2	* Virginia
3-17	H	L	3-7	Virginia Tech
3-18	H	W	6-2	Virginia Tech
3-19	H	W	8-0	Virginia Tech

3-21	A	L	4-8	Alabama
3-22	A	W ⁽⁷⁾	4-1	Alabama ⁽¹⁾
3-22	A	L ⁽⁷⁾	1-3	Alabama ⁽²⁾
3-23	A	W	11-4	Mississippi
3-24	A	W	4-2	Mississippi
3-25	A	W ⁽¹¹⁾	3-1	Mississippi
3-28	H	W	5-1	* Georgia Tech
3-29	H	W	13-0	Florida State
3-30	H	W	13-3	Florida State
3-31	H	L	2-5	* NC State
4-1	H	L	1-3	* North Carolina
4-5	H	W	5-3	Western Carolina
4-6	A	W	13-1	* Wake Forest
4-7	A	W	15-7	* NC State
4-8	A	W	5-1	* North Carolina
4-10	H	L	7-9	Furman
4-11	A	W	7-2	* Georgia Tech
4-12	A	L	2-9	Western Carolina
4-13	A	W	10-1	South Carolina-Aiken
4-14	H	W	9-3	* Wake Forest
4-15	A	W	6-0	Winthrop
4-16	H	W	19-0	Georgia Regents
4-18	N1	L	5-8	+ Duke
4-19	N1	W	7-6	+ Virginia
4-20	N1	W	12-1	+ Maryland
4-21	N1	L	6-7	+ North Carolina
4-24	A	L	11-14	Georgia
4-25	H	W	5-2	Georgia
4-26	H	W	11-1	Erskine
4-28	A	W	11-5	Vanderbilt

* - ACC game; # - no-hit game; † - Wilhelm's 700th victory; + - ACC Tournament; N1 - Durham, N.C.

1985 (36-30-1 OVERALL; 9-4 ACC, T-1ST)

Head Coach - Bill Wilhelm (28th Season)

Date	Site	W-L	Score	Opponent
2-16	A	L ⁽¹⁰⁾	9-10	The Citadel
2-17	A	W	12-5	The Citadel
2-23	A	W ⁽⁸⁾	5-3	Valdosta State ⁽¹⁾

2-23	A	L ⁽⁷⁾	3-10	Valdosta State ⁽²⁾
2-25	A	W ⁽⁷⁾	9-0	Valdosta State ⁽¹⁾
2-25	A	W ⁽⁷⁾	6-5	Valdosta State ⁽²⁾
2-28	H	L	3-4	Charlotte
3-2	A	L ⁽⁷⁾	2-11	North Carolina-Wilmington ⁽¹⁾
3-2	A	W ⁽⁷⁾	9-4	North Carolina-Wilmington ⁽²⁾
3-3	A	L	5-8	North Carolina-Wilmington
3-5	H	W	5-0	* Duke
3-6	H	W	11-2	* Duke
3-7	H	L	4-6	Old Dominion
3-8	H	W	8-2	Old Dominion
3-9	A	W ⁽¹⁰⁾	4-3	Charlotte
3-10	A	W	11-4	Francis Marion
3-11	A	L	7-8	Campbell
3-12	A	L	6-10	East Tennessee State
3-13	A	W	15-4	East Tennessee State
3-15	A	T ⁽⁸⁾	4-4	Virginia Tech
3-16	A	L	7-14	Virginia Tech
3-17	A	L	6-20	Virginia Tech
3-18	H	W	3-1	Georgia Southern
3-19	H	W	11-4	Georgia Southern
3-20	H	W	4-3	Kentucky
3-22	H	L	3-7	Kentucky

3-23	A	W	10-9	* Wake Forest
3-24	A	W	7-4	* Wake Forest
3-25	A	W	19-10	Furman
3-26	A	L	11-14	Georgia
3-28	A	L	1-19	* Virginia
3-30	A	W ⁽⁷⁾	7-1	* Maryland ⁽¹⁾
3-30	A	W ⁽⁷⁾	6-0	* Maryland ⁽²⁾

4-1	H	W	16-8	Alabama
4-2	H	W⁽⁸⁾	5-9	Alabama⁽¹⁾
4-2	H	L⁽⁷⁾	5-4	Alabama⁽²⁾
4-3	H	W	4-2	* Georgia Tech
4-5	H	W	3-2	* North Carolina
4-6	H	W	7-1	* NC State
4-7	H	W	13-5	Winthrop
4-9	H	W	3-2	Appalachian State
4-10	A	L	8-9	* Georgia Tech
4-12	A	W	17-0	Davidson
4-13	A	L	3-10	* North Carolina
4-14	A	L	4-9	* NC State
4-17	N1	W	17-12	+ Maryland
4-18	N1	W	3-2	+ North Carolina
4-19	A	L	9-12	+ Georgia Tech
4-20	N1	W	10-8	+ Virginia
4-20	A	L	5-7	+ Georgia Tech
4-23	A	W	9-2	Western Carolina
4-24	A	L	4-11	Georgia
4-25	A	W	6-5	Erskine
4-26	A	L	2-14	South Carolina
4-27	A	L	6-11	South Carolina
4-28	A	L	5-6	South Carolina
4-29	H	W	16-5	South Carolina-Aiken
4-30	H	L	3-4	Georgia
5-10	H	L	2-5	Florida International
5-11	H	W	4-3	Florida International
5-13	H	W	13-1	^ Furman
5-14	H	L	6-12	South Carolina
5-15	H	L	6-8	South Carolina
5-16	H	L	3-8	South Carolina
5-17	N2	L	4-10	New Orleans
5-18	N2	W	12-3	New Orleans
5-19	N2	L ⁽⁸⁾	3-8	New Orleans

* - ACC game; + - ACC Tournament; ^ - first-ever night game played at Clemson; N1 - Atlanta, Ga.; N2 - Greenville, S.C.

1986 (42-21 OVERALL; 9-4 ACC, 3RD)

Head Coach - Bill Wilhelm (29th Season)

Date	Site	W-L	Score	Opponent
2-15	A	W	12-5	Coastal Carolina
2-16	A	L	3-9	Coastal Carolina
2-21	A	L	3-9	Georgia Southern
2-22	A	W	12-9	Georgia Southern
2-23	A	W ⁽¹⁰⁾	12-10	Georgia Southern
2-28	H	W	12-2	Vanderbilt
3-1	H	L	3-6	Vanderbilt
3-2	H	L	6-11	Appalachian State
3-3	H	W	13-5	The Citadel
3-4	H	W	16-5	The Citadel
3-5	H	W	5-4	Old Dominion
3-7	H	W	18-8	Francis Marion
3-8	H	L	5-7	Campbell
3-9	H	W	9-4	Winthrop
3-11	H	L	1-2	Old Dominion
3-12	H	W	15-4	* Virginia
3-15	A	W ⁽¹²⁾	8-7	New Orleans
3-16	A	L	8-11	New Orleans

3-17	A	L	7-8	New Orleans
3-18	A	W	11-7	South Alabama
3-19	A	W	10-7	South Alabama
3-21	A	L	1-5	Auburn
3-22	A	L ⁽⁷⁾	2-5	Auburn ⁽¹⁾
3-22	A	L ⁽⁷⁾	8-9	Auburn ⁽²⁾
3-23	A	W	14-11	Auburn
3-25	H	W	9-2	Illinois
3-26	H	W	6-5	Illinois
3-27	H	W	23-8	* Maryland
3-28	H	W	9-2	* Maryland
3-29	H	W	7-1	* Wake Forest
3-30	H	W	22-2	* Wake Forest
4-1	A	W	9-7	Furman
4-2	H	W	5-4	Georgia
4-4	A	W	8-0	Western Carolina
4-5	A	W	6-1	* Duke
4-6	A	W	15-1	* Duke
4-9	A	L	6-13	Georgia
4-10	H	W	18-2	Georgia
4-12	A	L	8-12	* NC State
4-13	A	L	8-9	* North Carolina
4-15	H	W	14-1	East Tennessee State
4-16	H	W	6-3	Furman
4-17	H	W	13-7	Western Carolina
4-18	H	W	14-7	Davidson
4-19	H	W	6-2	* North Carolina
4-20	H	L	2-6	* NC State
4-22	A	W	6-3	* Georgia Tech
4-24	H	W	9-7	Charlotte
4-25	H	W	16-5	South Carolina
4-26	H	W	9-5	South Carolina
4-27	H	L⁽¹²⁾	4-9	South Carolina
5-3	A	W	14-11	South Carolina
5-4	A	L	0-5	South Carolina
5-5	A	W	7-6	† South Carolina
5-6	A	W	14-7	Georgia Regents
5-7	H	L	0-7	* Georgia Tech
5-9	N1	L	5-6	Miami (Fla.)
5-10	N1	W	7-4	Miami (Fla.)
5-11	N1	W	9-5	Miami (Fla.)
5-14	N2	W ⁽¹⁴⁾	6-5	+ Wake Forest
5-15	N2	L	5-16	+ Georgia Tech
5-16	N2	W ⁽¹⁰⁾	7-2	+ Maryland
5-17	N2	L	4-6	+ NC State

* - ACC game; † - Wilhelm's 800th victory; + - ACC Tournament; N1 - Greenville, S.C.; N2 - Durham, N.C.

1987 (54-14-1 OVERALL; 16-5 ACC, 2ND)

Ranked No. 10 by Baseball America

Ranked No. 10 by Collegiate Baseball

Head Coach - Bill Wilhelm (30th Season)

Date	Site	W-L	Score	Opponent
2-23	A	W ⁽⁷⁾	9-3	The Citadel ⁽¹⁾
2-23	A	W ⁽⁷⁾	12-0	The Citadel ⁽²⁾
2-25	H	W	8-1	Western Carolina
3-1	H	W ⁽⁸⁾	7-6	Appalachian State ⁽¹⁾
3-1	H	W ⁽⁷⁾	1-0	Appalachian State ⁽²⁾
3-2	H	W ⁽⁷⁾	8-7	North Carolina-Wilmington ⁽¹⁾
3-2	H	W ⁽⁷⁾	4-0	North Carolina-Wilmington ⁽²⁾
3-3	H	W	9-8	Old Dominion
3-4	H	W	4-1	Old Dominion
3-5	H	L	3-10	Georgia Southern
3-6	H	W	8-2	Georgia Southern
3-7	H	W	14-5	Georgia Southern
3-10	H	W ⁽⁷⁾	12-11	Marshall ⁽¹⁾
3-10	H	W ⁽⁷⁾	19-1	Marshall ⁽²⁾
3-11	H	W	20-1	Marshall
3-13	H	W	6-4	* Virginia
3-14	H	W	9-2	* Virginia
3-17	A	W	7-5	Florida International
3-18	A	L	1-6	Florida International
3-20	A	W	8-2	Miami (Fla.)
3-21	A	W	11-9	Miami (Fla.)
3-22	A	T	10-10	Miami (Fla.)
3-23	H	W	14-5	* Maryland
3-25	H	W	18-5	Auburn ⁽¹⁾
3-25	H	L ⁽⁷⁾	4-5	Auburn ⁽²⁾
3-26	H	W	3-2	Auburn
3-28	H	W	12-2	Valdosta State
3-29	H	W	12-6	Valdosta State
3-31	A	W ⁽⁷⁾	25-1	Charlotte
4-1	H	W	3-2	Georgia
4-2	A	L	7-11	Georgia
4-4	H	L ⁽⁷⁾	6-7	* NC State ⁽¹⁾
4-4	H	W ⁽⁷⁾	15-5	* NC State ⁽²⁾
4-5	H	W	11-5	* North Carolina
4-6	H	W	4-1	Furman

ALL-TIME RESULTS

4-16	H	W	11-7	* Wake Forest
4-17	H	W	8-5	* Wake Forest
4-19	H	W	18-8	Tennessee
4-20	H	W	6-1	Tennessee
4-21	H	W	7-4	† Georgia Tech
4-22	H	W	7-6	South Carolina
4-23	H	L	7-11	South Carolina
4-24	H	W	8-5	South Carolina
4-30	A	W	5-2	South Carolina
5-1	A	L	6-7	South Carolina
5-2	A	W	8-3	* Virginia
5-3	A	W	6-0	* Virginia
5-6	A	L	3-6	* NC State
5-7	A	L	8-9	* NC State
5-8	A	W	8-6	* North Carolina
5-11	N2	W	9-1	+ Duke
5-12	N2	L	0-1	+ North Carolina
5-13	N2	W	9-0	+ Maryland
5-14	N2	W	5-4	+ North Carolina ⁽¹⁾
5-14	N2	L	6-7	+ North Carolina ⁽²⁾
5-22	N3	W	16-1	St. John's
5-23	N3	W	6-5	St. John's
5-26	N4	W ⁽¹⁹⁾	3-2	\$ Fordham
5-28	N4	L	1-6	\$ Rutgers
5-28	N4	W	11-1	\$ St. John's
5-29	N4	L	7-8	\$ Kentucky

* - ACC game; ^ - exhibition game (not counted in record); † - Wilhelm's 900th victory; + - ACC Tournament; \$ - NCAA Northeast Regional; N1 - Fresno, Calif.; N2 - Greenville, S.C.; N3 - Orlando, Fla.; N4 - New Britain, Conn.

1989 (50-20 OVERALL; 13-5 ACC, 2ND)

ACC Champion

Ranked No. 14 by Baseball America

Ranked No. 14 by Collegiate Baseball

Head Coach - Bill Wilhelm (32nd Season)

Date	Site	W-L	Score	Opponent
2-18	A	W	22-5	Coastal Carolina
2-19	A	W	6-5	Coastal Carolina
2-25	H	W	4-2	Auburn
2-26	H	L	6-7	Auburn
2-28	H	W	9-8	Western Carolina
3-2	H	W	13-4	East Tennessee State
3-4	H	W	15-2	North Carolina-Wilmington
3-5	H	W	9-4	North Carolina-Wilmington
3-6	H	L ⁽¹⁰⁾	1-3	Old Dominion
3-7	H	W	6-3	Old Dominion
3-8	H	W ⁽¹⁵⁾	3-2	Old Dominion
3-10	H	W ⁽¹⁰⁾	5-4	Appalachian State
3-11	H	W	10-4	* Virginia
3-12	H	W	8-2	* Virginia
3-14	H	W	7-6	Western Carolina
3-15	H	W	3-0	Furman
3-18	H	W	16-3	* Maryland
3-19	A	W	11-0	* Wake Forest
3-20	A	W	6-2	* Wake Forest
3-24	A	W	6-4	* NC State
3-25	A	W	4-3	* North Carolina
3-26	A	L	0-3	* North Carolina
3-28	H	W	7-5	Seton Hall
3-29	H	W	8-5	Seton Hall
3-30	H	W	17-7	Seton Hall
3-31	H	W	7-1	South Carolina
4-1	H	W	12-6	South Carolina
4-2	H	W	9-6	South Carolina
4-3	H	W	15-4	Davidson
4-5	A	W	7-5	Tennessee
4-6	A	W	14-2	Western Carolina
4-9	H	W	6-3	* Wake Forest
4-10	H	W	12-4	Western Carolina
4-11	A	W	4-0	Furman
4-12	A	W	7-5	* Georgia Tech
4-14	A	W	8-0	* Virginia
4-16	A	L ⁽¹²⁾	4-5	* Maryland ⁽¹⁾
4-16	A	L ⁽⁵⁾	3-4	* Maryland ⁽²⁾
4-18	A	L	5-6	Georgia
4-19	H	W	16-5	* Georgia Tech
4-20	A	W	5-3	South Carolina
4-21	A	L	3-8	South Carolina
4-22	A	L	1-7	South Carolina
4-23	H	L	3-4	* North Carolina
4-25	H	W ⁽¹²⁾	3-2	Georgia
4-26	A	L	4-11	* Georgia Tech
4-28	H	L	5-11	Miami (Fla.)
4-29	H	L	2-10	Miami (Fla.)
4-30	H	W	5-4	Miami (Fla.)
5-6	H	W	11-3	* NC State
5-7	H	W	13-6	* NC State

5-8	A	L	1-4	Georgia Southern
5-9	N1	W	4-1	Armstrong State
5-9	A	L ⁽⁹⁾	7-9	Georgia Southern
5-10	N1	L	3-5	Armstrong State
5-10	A	L	1-2	Georgia Southern
5-13	N2	W	8-0	+ Maryland
5-14	N2	W	9-3	+ Georgia Tech
5-15	N2	W	5-4	+ North Carolina
5-16	N2	W	9-2	+ NC State
5-16	N2	W	12-4	+ North Carolina
5-19	N3	L ⁽¹⁰⁾	6-8	% Arizona
5-20	N3	L	0-2	% Miami (Fla.)
5-21	N3	W	7-1	% New Orleans
5-22	A	W	7-0	% North Carolina
5-25	N4	W	6-2	\$ Stetson
5-26	N4	L	7-14	\$ Auburn
5-27	N4	W	13-5	\$ Stetson
5-27	N4	W	11-1	\$ Auburn
5-28	A	L	1-8	\$ Florida State

* - ACC game; % - Carolina Invitational; + - ACC Tournament; \$ - NCAA Atlantic Regional; N1 - Statesboro, Ga.; N2 - Greenville, S.C.; N3 - Chapel Hill, N.C.; N4 - Tallahassee, Fla.

1990 (43-23 OVERALL; 14-6 ACC, 2ND)

Head Coach - Bill Wilhelm (33rd Season)

Date	Site	W-L	Score	Opponent
2-17	A	W	13-8	North Carolina-Wilmington
2-18	A	W	18-2	North Carolina-Wilmington
2-24	A	W	6-3	Auburn
2-25	A	W	6-0	Auburn
2-28	H	W	14-2	Western Carolina
3-4	A	W	12-9	* Duke ⁽¹⁾
3-4	A	L	3-4	* Duke ⁽²⁾
3-6	H	W	5-3	Old Dominion
3-7	H	W	6-5	Old Dominion
3-8	H	W	8-1	Old Dominion
3-9	H	W	10-4	* Wake Forest
3-10	H	L	1-3	* Wake Forest
3-11	H	W	11-8	* Wake Forest
3-12	H	W	13-0	Marshall
3-13	H	W	7-3	Marshall
3-14	H	W	16-2	Marshall
3-17	H	W ⁽⁷⁾	10-1	* Maryland ⁽¹⁾
3-17	H	W ⁽⁷⁾	7-1	* Maryland ⁽²⁾
3-18	H	W	8-1	* Maryland
3-19	H	W	12-6	Ohio
3-20	H	W	6-4	Ohio
3-22	A	L	2-9	Miami (Fla.)
3-23	A	L	5-11	Miami (Fla.)
3-24	A	L	1-2	Miami (Fla.)
3-27	H	L ⁽⁷⁾	2-11	Coastal Carolina ⁽¹⁾
3-27	H	W ⁽⁷⁾	1-0	Coastal Carolina ⁽²⁾
3-28	A	L	8-9	Georgia

3-31	N1	W	6-0	South Carolina
4-1	H	W ⁽¹¹⁾	6-5	South Carolina
4-2	H	W	9-0	South Carolina
4-3	H	W	11-4	East Tennessee State
4-4	A	W	10-2	Furman
4-6	A	L	8-10	* North Carolina
4-7	A	L	3-9	* North Carolina
4-8	A	L	10-11	* North Carolina
4-10	H	W ⁽⁷⁾	2-1	Appalachian State
4-11	H	W	17-6	Furman
4-12	A	L	2-21	South Carolina
4-13	H	W	6-3	* NC State
4-14	H	W	20-4	* NC State
4-15	H	W	6-5	* NC State
4-17	H	W	13-0	Georgia Southern
4-18	H	L	6-9	Georgia Southern
4-20	A	W	12-6	* Virginia
4-21	A	W	19-3	* Virginia
4-22	A	W	8-0	* Virginia
4-24	H	L	5-7	Tennessee
4-25	H	W	14-2	Tennessee
4-27	A	W	14-12	* Georgia Tech
4-28	H	L	3-8	* Georgia Tech
4-29	A	W	17-10	† Georgia Tech
5-6	A	L	4-5	South Carolina ⁽¹⁾
5-6	A	L ⁽⁷⁾	3-7	South Carolina ⁽²⁾
5-8	A	W	15-3	Tennessee
5-10	H	W	8-4	Campbell
5-12	N1	W	13-3	+ Duke
5-13	N1	W	7-3	+ Virginia
5-14	N1	L	1-3	+ North Carolina
5-15	N1	L	5-6	+ NC State
5-18	N2	L	0-1	% Southern California
5-19	N2	L	2-5	% Fresno State
5-20	N2	W	9-1	% Arizona
5-21	A	L	2-11	The Citadel
5-25	N3	L	6-9	\$ Creighton
5-26	N3	W	8-5	\$ Texas-Arlington
5-27	N3	L	3-4	\$ Creighton

* - ACC game; † - Wilhelm's 1,000th victory; + - ACC Tournament; % - Carolina Invitational; \$ - NCAA Central Regional; N1 - Greenville, S.C.; N2 - Chapel Hill, N.C.; N3 - Austin, Texas

1991 (60-10 OVERALL; 18-3 ACC, 1ST)

ACC Champion

College World Series Participant


Ranked No. 4 by Baseball America

Ranked No. 8 by Collegiate Baseball

Head Coach - Bill Wilhelm (34th Season)


Date	Site	W-L	Score	Opponent
2-16	A	W	10-4	Georgia Southern
2-17	A	W	16-3	Georgia Southern
2-23	H	W	6-4	Auburn

2-24	H	W	7-3	Auburn
2-25	H	W	13-0	East Tennessee State
2-28	N1	W	6-0	% Oklahoma State
3-2	N1	L	8-13	% Louisiana-Lafayette
3-2	A	W	14-3	% Nevada-Las Vegas
3-3	N1	W	17-5	% Louisiana-Lafayette
3-7	H	W	9-0	Georgia Regents
3-9	A	L ⁽⁷⁾	10-11	* Wake Forest ⁽¹⁾
3-9	A	W ⁽⁷⁾	13-7	* Wake Forest ⁽²⁾
3-10	A	W	11-5	* Wake Forest
3-15	H	W	5-2	* Virginia
3-16	H	W	15-1	* Virginia
3-17	H	W	12-8	* Virginia
3-19	A	W	23-7	Coastal Carolina
3-20	A	W	10-3	Coastal Carolina
3-21	A	W	11-7	Coastal Carolina
3-22	A	L	4-12	South Carolina
3-23	A	L	10-11	South Carolina
3-24	A	W	5-3	South Carolina
3-26	H	W	10-0	The Citadel
3-27	H	W	12-3	The Citadel
3-28	H	W ⁽⁷⁾	7-5	South Carolina
3-30	H	W	12-1	Columbus ⁽¹⁾
3-30	H	W	2-1	Columbus ⁽²⁾
3-31	A	L	7-9	Western Carolina
4-2	H	W	16-6	Furman
4-3	H	W	13-3	Western Carolina
4-4	H	W	10-1	South Carolina
4-5	H	W	15-6	* North Carolina
4-6	H	W ⁽¹²⁾	6-5	* North Carolina
4-7	H	W	6-2	* North Carolina
4-8	H	W ⁽⁵⁾	5-0	Winthrop
4-9	H	W	4-3	Georgia
4-10	A	W	9-1	Georgia
4-12	A	W	14-3	* NC State
4-13	A	L	7-8	* NC State
4-14	A	W	16-6	* NC State
4-16	H	W	10-5	Appalachian State
4-17	H	W	13-0	Appalachian State
4-19	A	W	11-4	* Maryland
4-20	A	W	7-2	* Maryland
4-21	A	W	17-2	* Maryland
4-23	A	W	8-3	Furman
4-24	H	W	11-8	Georgia
4-25	H	W	7-6	South Carolina
4-26	H	W ⁽¹⁰⁾	9-8	* Georgia Tech
4-27	A	W	8-0	* Georgia Tech
4-28	H	L	6-11	* Georgia Tech
5-5	H	W	17-4	* Duke
5-6	H	W ⁽⁷⁾	3-2	* Duke
5-7	H	W	6-4	* Duke
5-8	A	L	1-11	Tennessee
5-9	A	W	6-3	Tennessee
5-11	N2	W	13-1	+ Maryland



THE 1989 TIGERS HAD A 50-20 RECORD AND WERE RANKED NO. 14 IN THE FINAL POLLS.

ALL-TIME RESULTS



THE 1994 TIGERS WON THE ACC TITLE AND TOTALED 57 VICTORIES.

5-12	N2	W	7-2	+ Wake Forest
5-13	N2	W	6-5	+ Georgia Tech
5-14	N2	W ⁽¹¹⁾	7-4	+ Virginia
5-14	N2	W	24-8	+ Georgia Tech
5-17	H	W	7-2	Furman
5-18	H	W ⁽⁸⁾	8-0	Furman
5-19	H	W	21-1	Furman
5-23	N3	W	13-5	\$ Princeton
5-24	N3	W	8-3	\$ Villanova
5-25	N3	W	10-9	\$ Mississippi State
5-26	A	W	13-5	\$ Maine
6-1	N4	L	4-8	! Creighton
6-3	N4	L	11-12	! Long Beach State

* - ACC game; % - UNLV Desert Classic; + - ACC Tournament; \$ - NCAA Northeast Regional; ! - College World Series; N1 - Las Vegas, Nev.; N2 - Greenville, S.C.; N3 - Orono, Maine; N4 - Omaha, Neb.

1992 (50-14 OVERALL; 19-5 ACC, 1ST)

Ranked No. 7 by Baseball America				
Ranked No. 10 by Collegiate Baseball				
Head Coach - Bill Wilhelm (35th Season)				
Date	Site	W-L	Score	Opponent
2-16	H	W	7-0	Eastern Kentucky ⁽¹⁾
2-16	H	W	22-0	Eastern Kentucky ⁽²⁾
2-19	H	W	6-0	Western Carolina
2-21	H	W	15-1	Tampa
2-22	H	W	16-5	Tampa ⁽¹⁾
2-22	H	W	3-0	Tampa ⁽²⁾
2-29	A	W	4-3	Auburn
3-1	A	W	9-3	Auburn
3-3	H	W	1-0	Winthrop
3-5	H	W	20-2	Furman
3-7	H	W ⁽⁷⁾	7-2	* Wake Forest ⁽¹⁾
3-7	H	W ⁽⁸⁾	2-1	* Wake Forest ⁽²⁾
3-8	H	W	7-5	* Wake Forest
3-9	H	W	2-1	Coastal Carolina
3-10	H	W	12-2	Coastal Carolina
3-13	H	W	15-3	* Maryland
3-14	H	W	10-1	* Maryland
3-15	H	L	9-10	* Maryland
3-17	A	W	15-7	* Duke
3-18	A	W	9-1	* Duke
3-19	A	L	1-2	* Duke
3-20	A	W	8-6	* Virginia
3-21	A	W	5-3	* Virginia
3-22	A	W	8-2	* Virginia
3-23	H	L	3-7	Ohio
3-24	H	W	10-2	Ohio
3-26	A	L	6-8	South Carolina
3-27	H	W	10-4	* Florida State
3-28	H	W	12-0	* Florida State

3-29	H	W	14-0	* Florida State
3-31	A	W	8-4	Georgia
4-1	H	L	2-3	Georgia
4-2	N1	W ⁽¹¹⁾	12-11	Winthrop
4-3	A	W	10-4	* North Carolina
4-4	A	W	7-1	* North Carolina
4-5	A	W	12-5	* North Carolina
4-7	H	W ⁽⁷⁾	10-5	Georgia Southern ⁽¹⁾
4-7	H	W ⁽⁷⁾	7-2	Georgia Southern ⁽²⁾
4-8	H	W	5-3	† South Carolina
4-10	H	W	6-2	* NC State
4-11	H	L	3-6	* NC State
4-12	H	W	3-2	* NC State
4-14	A	L	3-4	Tennessee
4-15	A	W	8-2	Tennessee
4-19	H	W	5-3	Appalachian State
4-20	H	W	7-5	Appalachian State
4-21	H	W	10-9	South Carolina
4-22	A	W	9-1	Georgia
4-24	A	L	2-6	* Georgia Tech
4-25	A	L ⁽¹⁰⁾	6-7	* Georgia Tech
4-26	A	W	5-4	* Georgia Tech
5-2	A	W	8-1	North Carolina-Wilmington
5-3	A	L	1-5	North Carolina-Wilmington
5-4	A	W	10-2	Georgia Southern
5-5	A	W	7-1	Georgia Southern
5-9	N2	W ⁽¹⁰⁾	3-2	+ Virginia
5-11	N2	W	5-2	+ Florida State
5-12	N2	L	1-11	+ NC State
5-12	N2	W	5-4	+ Georgia Tech
5-13	N2	W	11-0	+ Florida State
5-13	N2	L	3-7	+ NC State
5-21	N3	W	8-4	\$ Yale
5-22	N3	L	5-6	\$ California-Los Angeles
5-23	N3	L	6-7	\$ Oklahoma

* - ACC game; † - Wilhelm's 1,100th victory; + - ACC Tournament; \$ - NCAA Mid-East Regional; N1 - Fort Mill, S.C.; N2 - Greenville, S.C.; N3 - Starkville, Miss.

1993 (45-20 OVERALL; 11-11 ACC, 5TH)

ACC Champion				
Ranked No. 17 by Baseball America				
Ranked No. 17 by Collegiate Baseball				
Head Coach - Bill Wilhelm (36th Season)				
Date	Site	W-L	Score	Opponent
2-20	H	W	9-6	Auburn
2-23	H	W	13-2	Appalachian State
2-24	H	W	11-6	Winthrop
2-27	H	L	6-7	* Duke
2-28	H	W	16-7	* Duke
3-1	H	L	4-13	* Duke
3-2	H	W	7-5	North Carolina-Wilmington ⁽¹⁾

3-2	H	W	9-2	North Carolina-Wilmington ⁽²⁾
3-6	A	L ⁽⁷⁾	1-3	* Wake Forest ⁽¹⁾
3-6	A	W ⁽⁷⁾	4-1	* Wake Forest ⁽²⁾
3-7	A	W	8-5	* Wake Forest
3-9	H	W ⁽¹¹⁾	6-5	Coastal Carolina
3-10	H	W	8-3	Coastal Carolina
3-12	H	W	15-1	* Virginia
3-15	N1	L	0-5	% Nebraska
3-16	N1	L	6-10	% St. John's
3-17	N1	W	8-7	% Missouri State
3-18	N1	W	5-0	% Texas Tech
3-19	N1	L	0-3	% Kansas State
3-20	N1	W ⁽¹¹⁾	5-4	% Missouri State
3-24	H	W ⁽⁷⁾	10-7	Georgia Southern ⁽¹⁾
3-24	H	W ⁽⁷⁾	4-1	Georgia Southern ⁽²⁾
3-26	H	L	2-12	Ohio
3-27	H	W ⁽⁷⁾	5-2	Ohio
3-28	H	W	21-1	Ohio
3-30	H	W	11-4	Furman
3-31	A	W	6-2	Georgia
4-2	H	W	7-2	* North Carolina
4-3	H	L	5-10	* North Carolina
4-4	H	W	4-3	* North Carolina
4-6	H	W	17-3	South Carolina
4-7	A	W	9-8	South Carolina
4-9	A	W	4-1	* NC State
4-10	A	L	5-20	* NC State
4-11	A	L	12-13	* NC State
4-13	A	W	12-2	Western Carolina
4-14	H	W	8-6	Georgia
4-15	H	W	8-1	Western Carolina
4-17	A	W	6-2	* Maryland
4-18	N2	L	4-8	* Maryland
4-19	A	W	22-4	* Maryland
4-20	A	W	17-2	Furman
4-21	H	W ⁽¹¹⁾	8-7	South Carolina
4-23	H	L	0-11	* Georgia Tech
4-24	H	L	5-10	* Georgia Tech
4-25	H	L	0-6	* Georgia Tech
5-2	A	W	17-1	Winthrop
5-4	H	W	10-3	Tennessee
5-5	H	W	4-2	Tennessee
5-7	A	W	7-6	* Florida State
5-8	A	L ⁽¹⁰⁾	3-4	* Florida State
5-9	A	W	5-1	* Florida State
5-11	H	L	2-4	Georgia
5-12	A	L	5-8	South Carolina
5-13	H	W	12-5	Charlotte
5-15	N3	W	4-2	+ Duke
5-16	N3	W	6-1	+ Florida State
5-17	N3	W	9-8	+ Georgia Tech
5-18	N3	W	7-4	+ North Carolina
5-18	N3	L	5-7	+ Florida State

5-19	N3	W	11-7	+ NC State
5-28	N4	W	7-3	\$ Rutgers
5-29	N4	W	10-3	\$ Fresno State
5-30	N4	L	4-11	\$ Fresno State
5-31	N4	L	1-9	\$ Kansas

* - ACC game; % - Pepsi/Johnny Quik Best-of-the-West Tournament; + - ACC Tournament; \$ - NCAA Mid-East Regional; N1 - Fresno, Calif.; N2 - Baltimore, Md.; N3 - Greenville, S.C.; N4 - Knoxville, Tenn.

1994 (57-18 OVERALL; 20-4 ACC, 1ST)

ACC Champion				
Ranked No. 4 by Baseball America				
Ranked No. 9 by Collegiate Baseball				
Ranked No. 9 by USA Today				
Head Coach - Jack Leggett (1st Season)				
Date	Site	W-L	Score	Opponent
2-12	H	W	3-1	Western Carolina ⁽¹⁾
2-12	H	W	4-1	Western Carolina ⁽²⁾
2-13	H	W ⁽¹³⁾	6-5	Western Carolina
2-19	H	W	14-1	Tennessee
2-20	H	W	4-2	Tennessee
2-24	N1	L	5-11	% Fresno State
2-24	A	W	11-6	% Nevada-Las Vegas
2-25	N1	W	13-3	% Rice
2-26	N1	L	3-12	% Rice
2-27	N1	W ⁽¹⁰⁾	13-8	% Fresno State
3-3	H	W	11-4	Furman
3-4	H	W	5-4	* Wake Forest
3-5	H	W	5-4	* Wake Forest
3-6	H	W	8-6	* Wake Forest
3-7	H	W	14-2	North Carolina-Wilmington
3-8	H	W ⁽¹³⁾	8-7	North Carolina-Wilmington
3-9	A	W	9-2	Georgia
3-11	H	W	7-5	* Maryland
3-12	H	W	18-2	* Maryland
3-13	H	W	6-5	* Maryland
3-15	H	W	4-1	New Hampshire
3-16	H	L	4-7	South Carolina
3-18	A	W	6-1	Hawaii-Hilo
3-19	A	W	13-5	Hawaii-Hilo ⁽¹⁾
3-19	A	W	10-3	Hawaii-Hilo ⁽²⁾
3-21	N2	L	2-9	^ Oregon State
3-22	N2	L	2-9	^ Lewis-Clark State
3-23	A	W	7-3	^ Hawaii
3-25	N2	W ⁽⁷⁾	3-2	^ Washington
3-25	N2	W ⁽⁷⁾	3-1	^ Grand Canyon
3-26	N2	L ⁽¹¹⁾	1-2	^ Washington
3-27	N2	W	9-0	^ Grand Canyon
3-29	H	W	7-5	Georgia Southern
3-30	H	L	2-3	Georgia Southern
4-1	A	W	3-2	* Virginia
4-2	A	W	11-6	* Virginia
4-3	A	W	11-4	* Virginia
4-5	H	W	6-3	Georgia
4-6	A	W	7-2	South Carolina
4-8	H	W ⁽¹⁰⁾	10-8	* NC State
4-9	H	W	9-5	* NC State
4-10	H	W ⁽¹⁰⁾	6-5	* NC State
4-12	H	W	8-2	Appalachian State
4-13	A	L ⁽¹⁷⁾	4-5	South Carolina
4-15	A	W	7-6	* Duke
4-16	A	L	7-8	* Duke
4-17	A	W	7-0	* Duke
4-18	H	W	16-6	Charleston Southern
4-19	A	W	10-6	Georgia
4-20	H	L	3-4	South Carolina
4-22	A	W	11-1	* North Carolina
4-23	A	L	0-5	* North Carolina
4-24	A	W	3-2	* North Carolina
4-26	A	W	3-2	Tennessee
4-27	A	L ⁽¹⁰⁾	1-5	Tennessee
4-29	H	W	7-5	Miami (Fla.)
4-30	H	L	3-6	Miami (Fla.)
5-1	H	W ⁽¹²⁾	9-8	Miami (Fla.)
5-7	H	W	5-2	* Florida State
5-8	H	W	9-5	* Florida State
5-9	H	L	3-8	* Florida State
5-10	A	W	9-7	Coastal Carolina
5-11	A	W	8-0	Coastal Carolina
5-13	A	W ⁽¹⁰⁾	9-8	* Georgia Tech
5-14	A	L	4-20	* Georgia Tech
5-15	A	W	7-4	* Georgia Tech
5-18	N3	W	7-1	+ Maryland
5-19	N3	W	17-5	+ NC State
5-20	N3	W	9-6	+ Georgia Tech
5-21	N3	L	4-10	+ Florida State
5-22	N3	W	4-1	+ Florida State



ALL-TIME RESULTS

5-26	H	W	5-1	\$ The Citadel
5-27	H	L	1-8	\$ Notre Dame
5-28	H	W	6-1	\$ Old Dominion
5-28	H	L	5-11	\$ Auburn

* - ACC game; % - UNLV Desert Classic; ^ - Hawaii Easter Tournament; + - ACC Tournament; \$ - NCAA East Regional; N1 - Las Vegas, Nev.; N2 - Honolulu, Hawaii; N3 - Greenville, S.C.

1995 (54-14 OVERALL; 20-4 ACC, 1ST)

College World Series Participant
Ranked No. 8 by Baseball America
Ranked No. 8 by USA Today
Head Coach - Jack Leggett (2nd Season)

Date	Site	W-L	Score	Opponent
2-17	N1	L	2-5	Oklahoma State
2-18	A	W	18-0	Texas-Arlington
2-19	N1	W	7-2	Arkansas State
2-24	H	W	16-2	George Mason
2-25	H	W	13-0	George Mason
2-26	H	W	9-3	George Mason
3-1	H	W	6-4	Tennessee
3-2	H	W ⁽¹⁰⁾	7-6	Tennessee
3-4	H	W	10-5	Old Dominion ⁽¹⁾
3-4	H	W	12-6	Old Dominion ⁽²⁾
3-5	H	W	7-1	Old Dominion
3-7	H	W	5-0	James Madison
3-8	H	W	16-6	James Madison
3-10	H	W	10-0	* Duke
3-11	H	W	8-4	* Duke
3-12	H	W	9-1	* Duke
3-14	A	W	5-2	Western Carolina
3-15	H	W	11-0	Appalachian State
3-17	A	W	10-7	* Wake Forest
3-18	A	W	4-3	* Wake Forest
3-19	A	W	10-5	* Wake Forest
3-21	A	W	9-7	Old Dominion
3-22	A	W	4-2	Old Dominion
3-24	A	W ⁽¹²⁾	4-3	* Maryland
3-25	A	W	11-3	* Maryland
3-26	A	W	12-2	* Maryland
3-28	A	L	2-4	South Carolina
3-29	H	W	5-4	Western Carolina
3-31	H	W	3-2	* North Carolina
4-1	H	W	20-1	* North Carolina
4-2	H	L	8-11	* North Carolina
4-4	H	W	7-2	South Carolina
4-5	A	L	7-8	Georgia
4-7	H	W	5-4	* Virginia
4-8	H	W	9-0	* Virginia
4-9	H	W	5-2	* Virginia
4-11	H	W	5-4	Georgia
4-12	H	W	11-1	South Carolina
4-14	A	W ⁽¹⁰⁾	17-15	* NC State
4-15	A	W	13-1	* NC State
4-16	A	W	13-4	* NC State
4-18	H	W	5-1	Coastal Carolina
4-19	H	W	7-2	Coastal Carolina
4-21	A	L	2-5	* Florida State
4-22	A	L	2-7	* Florida State
4-23	A	L	8-9	* Florida State
4-25	H	W	19-5	Furman
4-26	A	W	18-6	South Carolina
4-28	H	W	8-5	* Georgia Tech
4-29	H	W	6-1	* Georgia Tech
4-30	H	W	6-5	* Georgia Tech
5-7	A	W	7-4	Georgia Southern
5-8	A	L ⁽¹²⁾	14-15	Georgia Southern
5-12	A	L	6-7	Miami (Fla.)
5-13	A	W	7-5	Miami (Fla.)
5-14	A	L	4-8	Miami (Fla.)
5-17	N2	W	10-0	+ Maryland
5-18	N2	W	6-4	+ North Carolina
5-19	N2	W	11-0	+ Florida State
5-20	N2	W	16-7	+ NC State
5-20	N2	L	2-12	+ Florida State
5-21	N2	L	2-8	+ Florida State

5-25	H	W	8-4	\$ Navy
5-26	H	W	11-5	\$ Jacksonville
5-27	H	W	9-5	\$ Winthrop
5-28	H	W	7-4	\$ Alabama
6-3	N3	L	1-3	! Tennessee
6-5	N3	L	3-8	! Stanford

* - ACC game; + - ACC Tournament; \$ - NCAA East Regional; ! - College World Series; N1 - Arlington, Texas; N2 - Greenville, S.C.; N3 - Omaha, Neb.

1996 (51-17 OVERALL; 17-7 ACC, 2ND)

College World Series Participant
Ranked No. 4 by Collegiate Baseball
Ranked No. 4 by USA Today
Ranked No. 5 by Baseball America
Head Coach - Jack Leggett (3rd Season)

Date	Site	W-L	Score	Opponent
2-16	H	W	4-0	South Florida
2-17	H	L	5-6	South Florida
2-18	H	L	2-7	South Florida
2-23	H	W	7-3	Maine
2-24	H	W	6-5	Maine ⁽¹⁾
2-24	H	W	5-1	Maine ⁽²⁾
2-25	H	W	6-1	Maine
2-27	A	W	8-3	Tennessee
2-28	A	W ⁽¹⁰⁾	10-4	Tennessee
3-1	H	W	11-3	Coastal Carolina
3-2	H	W	8-7	Coastal Carolina
3-3	H	W	13-4	Coastal Carolina
3-5	H	W	4-2	Western Carolina
3-8	H	W	8-4	Virginia Tech
3-9	H	W	6-2	Virginia Tech
3-10	H	W	4-0	Virginia Tech
3-12	H	W	18-2	Siena
3-13	H	W	9-3	Siena
3-16	A	L ⁽⁷⁾	4-7	* Duke ⁽¹⁾
3-16	A	L ⁽⁷⁾	0-2	* Duke ⁽²⁾
3-17	A	W	7-2	* Duke
3-20	H	W	11-3	Ohio
3-21	H	L	3-9	Ohio
3-22	H	W	4-0	* Maryland
3-23	H	W	7-0	* Maryland
3-24	H	W	16-6	* Maryland
3-28	A	W	13-3	Western Carolina
3-29	A	W	8-1	* Virginia
3-30	A	L	2-3	* Virginia
3-31	A	W	9-3	* Virginia
4-2	H	W	5-4	Georgia
4-3	A	W	4-2	South Carolina
4-5	H	W	9-1	* Wake Forest
4-6	H	W	6-0	* Wake Forest
4-7	H	L	7-8	* Wake Forest
4-9	H	W	10-4	Western Carolina
4-10	H	W	11-0	South Carolina
4-12	A	W	11-1	* North Carolina
4-13	A	W	7-5	* North Carolina
4-14	A	W	7-2	* North Carolina
4-16	A	L	2-6	Georgia
4-17	H	W	8-0	South Carolina
4-21	H	L ⁽¹⁰⁾	6-8	Georgia Southern ⁽¹⁾
4-21	H	L ⁽¹⁸⁾	7-9	Georgia Southern ⁽²⁾
4-23	A	W	7-5	South Carolina
4-24	H	W	12-5	Charleston Southern
4-25	H	L	6-18	* NC State
4-26	H	W	14-0	* NC State
4-27	H	L ⁽¹⁴⁾	1-4	* NC State
5-4	H	W	3-0	* Florida State
5-5	H	W	2-1	* Florida State
5-6	H	W	2-0	* Florida State
5-8	H	W	13-4	Furman
5-10	A	W ⁽¹⁰⁾	9-8	* Georgia Tech
5-11	A	L	0-4	* Georgia Tech
5-12	A	W	9-2	* Georgia Tech
5-16	N1	W	6-1	+ Duke
5-16	N1	W	6-1	+ Georgia Tech
5-17	N2	L	2-4	+ Virginia
5-18	N2	L	1-2	+ Florida State
5-23	H	W	9-1	* Charleston Southern
5-24	H	W	5-1	\$ Old Dominion
5-25	H	W	6-3	\$ West Virginia
5-26	H	W	12-5	\$ Tennessee
5-31	N3	L	3-7	! Miami (Fla.)
6-2	N3	W ⁽¹⁰⁾	8-5	! Oklahoma State
6-4	N3	W	14-13	! Alabama
6-5	N3	L	5-14	! Miami (Fla.)

* - ACC game; + - ACC Tournament; \$ - NCAA East Regional; ! - College World Series; N1 - Chapel Hill, N.C.; N2 - Durham, N.C.; N3 - Omaha, Neb.

1997 (41-23 OVERALL; 13-10 ACC, 4TH)

Ranked No. 24 by USA Today
Head Coach - Jack Leggett (4th Season)

Date	Site	W-L	Score	Opponent
2-15	H	W	6-2	Morehead State ⁽¹⁾
2-15	H	W	9-1	Morehead State ⁽²⁾
2-16	H	W	1-0	Morehead State
2-18	H	W	7-2	Charleston Southern
2-22	H	W	7-6	Kentucky ⁽¹⁾

2-22	H	W	4-3	Kentucky ⁽²⁾
2-23	H	W	10-3	Kentucky
2-27	N1	W	8-7	% Cal State Northridge
2-28	N1	W	12-7	% Northwestern
2-28	A	L	3-4	% Nevada-Las Vegas
3-1	N1	W	10-2	% Northwestern
3-2	N1	L	5-18	% Cal State Northridge
3-4	H	W	12-5	James Madison
3-5	H	W	11-3	James Madison
3-7	H	W	17-2	Coastal Carolina
3-8	H	W	22-11	Coastal Carolina
3-9	H	W	13-3	Coastal Carolina
3-12	H	W	17-4	Appalachian State
3-14	H	W	3-2	* Virginia
3-15	H	W	6-1	* Virginia
3-16	H	W	7-3	* Virginia
3-19	A	L	3-7	Tennessee
3-21	A	L	1-13	* Maryland
3-22	A	W	17-10	* Maryland
3-23	A	L ⁽¹⁰⁾	6-7	* Maryland
3-25	A	L	4-9	Western Carolina
3-26	H	W	14-9	Western Carolina
3-28	A	L	2-11	* Wake Forest
3-29	A	W	10-9	* Wake Forest
3-30	A	W	18-7	* Wake Forest
4-1	A	L	2-3	Georgia
4-2	H	L	3-11	South Carolina
4-4	A	W	10-7	* Florida State
4-5	A	L	5-20	* Florida State
4-6	A	L ⁽¹²⁾	10-11	* Florida State
4-8	H	W	10-7	Furman
4-9	A	W	15-1	South Carolina
4-11	H	W	11-1	* Duke
4-12	H	L ⁽¹⁰⁾	3-4	* Duke
4-13	H	W	14-2	* Duke
4-15	H	W	13-5	Tennessee
4-16	H	W	12-9	South Carolina
4-18	A	L	9-16	* NC State
4-19	A	L	4-17	* NC State
4-20	A	L	7-9	* NC State
4-23	A	L	16-38	South Carolina
4-25	H	W	7-4	* Georgia Tech
4-26	H	L	4-19	* Georgia Tech
5-2	A	W	11-4	Davidson
5-4	H	W	17-2	* North Carolina
5-5	H	W	11-10	* North Carolina
5-6	H	W	5-4	* North Carolina
5-7	H	W	9-8	Charleston Southern
5-9	H	L	11-12	California
5-10	H	W	15-3	California
5-11	H	L	10-12	California
5-14	N2	W	8-6	+ Wake Forest
5-15	N2	W	7-4	+ Georgia Tech
5-16	N2	L	4-8	+ Florida State
5-17	N2	W ⁽¹⁰⁾	11-6	+ NC State
5-17	N2	L	0-10	+ Florida State
5-22	N3	W	13-9	\$ Nevada
5-23	N3	L	6-10	\$ Rice
5-24	N3	L	7-12	\$ Texas State

* - ACC game; % - UNLV Desert Classic; + - ACC Tournament; \$ - NCAA Central Regional;

N1 - Las Vegas, Nev.; N2 - St. Petersburg, Fla.; N3 - Lubbock, Texas

1998 (43-16 OVERALL; 14-9 ACC, T-2ND)

Ranked No. 19 by USA Today
Ranked No. 21 by Baseball America
Ranked No. 23 by Collegiate Baseball
Head Coach - Jack Leggett (5th Season)

Date	Site	W-L	Score	Opponent
2-6	N1	W	4-2	% South Florida
2-7	N1	W	7-6	% Central Florida
2-8	N1	W	9-4	% Auburn
2-13	H	L	1-6	East Carolina
2-14	H	W	16-4	East Carolina
2-15	H	W	8-2	East Carolina
2-20	H	W	5-4	Old Dominion
2-21	H	W	11-10	Old Dominion
2-22	H	W	12-7	Old Dominion
2-26	H	W	11-7	Charlotte
2-27	H	W	13-0	North Carolina-Wilmington
2-28	H	W	19-6	North Carolina-Wilmington
3-1	H	W	6-3	North Carolina-Wilmington
3-3	H	W	6-5	Florida Atlantic
3-4	H	L	5-6	Florida Atlantic
3-6	H	W	22-4	Stetson
3-8	H	W	10-5	Stetson ⁽¹⁾
3-8	H	W ⁽⁸⁾	9-4	Stetson ⁽²⁾
3-10	H	W	17-3	Coastal Carolina

3-13	H	W	12-2	Maine
3-14	H	W	18-2	Maine ⁽¹⁾
3-14	H	W	19-11	Maine ⁽²⁾
3-17	H	W	5-1	Western Carolina
3-19	A	L	7-10	Western Carolina
3-20	H	W	5-3	* Maryland
3-21	H	W	19-6	* Maryland
3-22	H	W	15-6	* Maryland
3-25	H	W	5-0	The Citadel
3-27	H	W	10-2	* Wake Forest
3-28	H	W	6-5	* Wake Forest
3-29	H	L	2-8	* Wake Forest
3-31	H	W ⁽¹⁰⁾	5-4	Georgia
4-1	A	W	6-4	South Carolina
4-3	A	W	9-7	* Virginia
4-4	A	L	6-7	* Virginia
4-5	A	W	15-6	* Virginia
4-7	H	W	18-0	Furman
4-8	H	W	13-3	Charleston Southern
4-11	A	W	8-2	* Duke ⁽¹⁾
4-11	A	L	6-7	* Duke ⁽²⁾
4-12	A	L	2-6	* Duke
4-15	H	W	14-6	North Carolina-Asheville
4-17	H	W ⁽¹²⁾	11-10	* NC State
4-18	H	W	17-6	* NC State
4-22	A	W	9-2	Georgia
4-24	H	W	2-1	* Florida State
4-25	H	W	5-4	* Florida State
4-26	H	L	2-7	* Florida State
5-3	A	L	6-7	* Georgia Tech
5-4	A	L	7-9	* Georgia Tech
5-5	A	L	5-14	* Georgia Tech
5-9	A	L	9-12	* North Carolina ⁽¹⁾
5-9	A	W	8-1	* North Carolina ⁽²⁾
5-10	A	W	7-6	* North Carolina
5-13	N2	L	1-4	+ North Carolina
5-14	N2	L	6-10	+ Georgia Tech
5-21	H	W	12-3	\$ The Citadel
5-22	H	L ⁽¹⁶⁾	1-2	\$ South Alabama
5-23	H	L	5-8	\$ Southern California

* - ACC game; % - Olive Garden Classic; + - ACC

Tournament; \$ - NCAA East Regional; N1 - Kismimmee, Fla.; N2 - Durham, N.C.

1999 (42-27 OVERALL; 13-10 ACC, 3RD)

Ranked No. 13 by Collegiate Baseball
Ranked No. 14 by USA Today
Ranked No. 17 by Baseball America
Head Coach - Jack Leggett (6th Season)

Date	Site	W-L	Score	Opponent
2-12	H	W	10-7	Kansas State
2-13	H	W	10-4	Kansas State
2-14	H	W	11-3	Kansas State
2-25	N1	W	13-12	% Washington
2-26	N1	L	3-4	% Creighton
2-26	A	L ⁽¹⁰⁾	11-12	% Nevada-Las

ALL-TIME RESULTS

4-18	H	W	7-5	* Duke
4-21	H	W	5-4	South Carolina
4-23	H	W	24-4	* Georgia Tech
4-24	H	W	13-8	* Georgia Tech
4-25	H	W	6-5	* Georgia Tech
5-1	H	L	3-9	* Virginia ⁽¹⁾
5-1	H	W ⁽¹¹⁾	5-4	* Virginia ⁽²⁾
5-2	H	W	12-5	* Virginia
5-4	H	W ⁽¹⁰⁾	11-10	Western Carolina
5-7	H	W	14-2	Winthrop
5-8	H	L	2-4	Coastal Carolina
5-9	H	W	20-7	* North Carolina
5-10	H	W	5-4	* North Carolina
5-11	H	L	5-7	* North Carolina
5-14	A	L	9-19	* NC State
5-15	A	L	4-7	* NC State
5-16	A	W	7-4	* NC State
5-19	N3	W	7-6	+ NC State
5-20	N3	L	3-6	+ Wake Forest
5-21	N3	W	7-6	+ Maryland
5-22	N3	W	8-7	+ Florida State
5-22	N3	L	5-9	+ Wake Forest
5-28	N4	L	5-23	* Missouri State
5-29	N4	W	17-3	* Delaware
5-29	A	W	12-4	\$ Arkansas
5-30	N4	W	8-7	* Missouri State ⁽¹⁾
5-30	N4	W	7-5	* Missouri State ⁽²⁾
6-4	A	L	3-20	† Texas A&M
6-5	A	W	10-3	† Texas A&M
6-6	A	L	4-5	† Texas A&M

* - ACC game; % - UNLV/Coors Desert Classic;
+ - ACC Tournament; \$ - NCAA Regional; † -
NCAA Super Regional; N1 - Las Vegas, Nev.;
N2 - Fort Mill, S.C.; N3 - Durham, N.C.; N4
- Fayetteville, Ark.

2000 (51-18 OVERALL; 17-7 ACC, 2ND)

College World Series Participant				
Ranked No. 5 by USA Today				
Ranked No. 6 by Collegiate Baseball				
Ranked No. 7 by Baseball America				
Head Coach - Jack Leggett (7th Season)				
Date	Site	W-L	Score	Opponent
1-28	N1	W	3-1	Rice
1-29	N1	W	4-0	* Miami (Fla.)
1-30	N1	L	0-5	% Central Florida
2-18	H	W	5-0	Old Dominion
2-19	H	W	3-1	Old Dominion
2-20	H	W	10-2	Old Dominion
2-25	H	W	5-1	James Madison
2-26	H	W	12-4	James Madison
2-27	H	W	5-3	James Madison
3-1	H	W	4-3	Coastal Carolina
3-3	H	W	8-0	Nevada-Las Vegas
3-4	H	W	5-3	Nevada-Las Vegas
3-5	H	L	3-4	Nevada-Las Vegas
3-8	H	W	10-6	William & Mary
3-10	H	W	9-4	Ohio ⁽¹⁾
3-10	H	W	6-1	Ohio ⁽²⁾
3-11	H	W	16-2	Ohio
3-14	H	W	7-0	East Carolina
3-15	H	L	4-12	East Carolina
3-17	H	W	8-6	* Maryland
3-18	H	W	9-3	* Maryland ⁽¹⁾
3-18	H	W	11-2	* Maryland ⁽²⁾
3-22	H	W	14-2	Charlotte
3-24	H	W	9-3	The Citadel
3-25	H	W	7-5	The Citadel
3-26	H	W	6-3	The Citadel
3-29	A	L	6-10	Georgia
3-31	A	L	0-6	* North Carolina
4-1	A	W	10-2	* North Carolina
4-2	A	L	2-5	* North Carolina
4-4	H	W	11-7	Western Carolina
4-5	H	W	3-2	Furman
4-7	H	L	1-5	* NC State
4-8	H	W	9-0	* NC State
4-9	H	W	8-4	* NC State
4-11	H	W	9-7	Georgia
4-12	H	L	3-6	South Carolina
4-15	H	W ⁽¹⁵⁾	6-5	* Wake Forest ⁽¹⁾
4-15	H	W	5-4	* Wake Forest ⁽²⁾
4-16	H	L	4-6	* Wake Forest
4-18	H	W	17-5	Elon
4-19	A	L ⁽¹²⁾	8-9	South Carolina
4-21	A	W	8-5	* Duke
4-22	A	W	8-5	* Duke
4-23	A	W	12-8	* Duke
4-26	N2	W	13-4	Western Carolina

4-28	A	L	4-7	* Georgia Tech
4-29	A	L	7-9	* Georgia Tech
4-30	A	W	13-12	* Georgia Tech
5-6	H	W	8-7	* Florida State
5-7	H	W	5-4	* Florida State
5-8	H	W	7-4	* Florida State
5-11	A	L	4-6	Liberty
5-13	A	W	9-7	* Virginia ⁽¹⁾
5-13	A	L	0-11	* Virginia ⁽²⁾
5-14	A	W	20-9	* Virginia
5-17	N3	W	9-5	+ Virginia
5-18	N3	W	8-4	+ Florida State
5-19	N3	L	8-9	+ Georgia Tech
5-20	N3	W	12-5	+ Virginia
5-20	N3	L	4-8	+ Georgia Tech
5-26	H	W	4-0	\$ Middle Tennessee
5-27	H	W	9-3	\$ Illinois
5-28	H	W	21-3	\$ Middle Tennessee
6-2	H	W	11-4	† Mississippi State
6-3	H	W	9-4	† Mississippi State
6-9	N4	W	10-6	! San Jose State
6-11	N4	L	4-10	! Stanford
6-14	N4	L	4-5	! Louisiana-Lafayette

* - ACC game; % - ACC Disney Blast; + - ACC

Tournament; \$ - NCAA Regional; † - NCAA Super

Regional; ! - College World Series; N1 - Lake

Buena Vista, Fla.; N2 - Asheville, N.C.; N3 - Fort

Mill, S.C.; N4 - Omaha, Neb.

2001 (41-22 OVERALL; 17-7 ACC, 2ND)

Ranked No. 13 by Collegiate Baseball				
Ranked No. 14 by USA Today				
Ranked No. 17 by Baseball America				
Head Coach - Jack Leggett (8th Season)				
Date	Site	W-L	Score	Opponent
2-16	H	L	5-10	Richmond
2-17	H	W	14-4	Richmond
2-18	H	W	7-3	Richmond
2-22	A	W	10-6	% Nevada-Las Vegas
2-23	N1	W	9-5	% Oregon State
2-23	A	L	6-14	% Nevada-Las Vegas
2-24	N1	L	9-10	% Oregon State
2-25	N1	W ⁽⁷⁾	13-2	% Oregon State
2-28	H	W	7-4	Furman
3-3	H	L	8-21	South Carolina
3-4	A	W	7-4	South Carolina
3-7	H	W	5-3	College of Charleston
3-10	H	W	5-2	Ohio
3-11	H	W	17-4	Ohio
3-13	H	L ⁽¹⁰⁾	9-12	Georgia Southern
3-14	H	W	9-3	Georgia Southern
3-16	A	W	8-6	* Maryland
3-17	A	W	9-6	* Maryland
3-18	A	W	7-0	* Maryland
3-20	A	W	11-1	Old Dominion
3-21	A	L	8-10	Old Dominion
3-23	A	W ⁽¹²⁾	4-1	* Wake Forest
3-24	A	L	3-12	* Wake Forest
3-25	A	W	9-1	* Wake Forest
3-27	H	W	6-0	Wofford
3-28	A	L	4-8	Georgia
3-30	H	W	24-3	New York Tech
3-31	H	W	13-0	New York Tech ⁽¹⁾
3-31	H	W	14-0	New York Tech ⁽²⁾
4-4	H	L	4-8	Winthrop
4-6	A	L	4-7	* Florida State
4-7	A	L	6-7	* Florida State
4-8	A	L	1-6	* Florida State
4-10	H	L	5-10	Coastal Carolina
4-11	H	W ⁽¹¹⁾	8-7	Coastal Carolina
4-13	H	W	10-2	* Duke
4-14	H	W	10-1	* Duke
4-15	H	W	6-4	* Duke
4-17	H	W	10-4	Georgia
4-18	A	L	3-9	South Carolina
4-20	H	W	3-0	* Georgia Tech
4-21	H	W	5-1	* Georgia Tech
4-22	H	L	3-5	* Georgia Tech
4-24	H	W	8-2	Western Carolina
4-25	H	L	1-2	South Carolina
4-27	H	W	6-3	* North Carolina
4-28	H	W ⁽¹⁰⁾	10-9	* North Carolina
4-29	H	L	0-4	* North Carolina
5-5	A	W	7-6	* NC State ⁽¹⁾
5-5	A	L	3-4	* NC State ⁽²⁾
5-6	A	W	10-2	* NC State
5-9	A	W ⁽¹¹⁾	9-6	Furman
5-12	H	W	8-1	* Virginia ⁽¹⁾
5-12	H	W	17-1	* Virginia ⁽²⁾

5-13	H	W	5-4	* Virginia
5-16	N2	L	3-7	+ Virginia
5-17	N2	W	7-6	+ North Carolina
5-18	N2	L	4-5	+ Florida State
5-25	H	W	4-1	\$ William & Mary
5-26	H	W	24-4	\$ Seton Hall
5-27	H	W	8-2	\$ Seton Hall
6-1	A	L	8-10	† Miami (Fla.)
6-2	A	L	6-14	† Miami (Fla.)

* - ACC game; % - UNLV/Coors Desert Classic;

+ - ACC Tournament; \$ - NCAA Regional; † -

NCAA Super Regional; N1 - Las Vegas, Nev.;

N2 - Fort Mill, S.C.

2002 (54-17 OVERALL; 16-8 ACC, 4TH)

College World Series Participant				
Ranked No. 3 by Baseball America				
Ranked No. 3 by Collegiate Baseball				
Ranked No. 3 by USA Today				
Head Coach - Jack Leggett (9th Season)				
Date	Site	W-L	Score	Opponent
2-22	H	W	7-4	Auburn
2-23	H	W	8-5	Auburn
2-24	H	W	6-5	Auburn
3-1	A	W	14-6	College of Charleston
3-2	A	W	9-7	South Carolina
3-3	H	W ⁽¹⁰⁾	11-10	South Carolina
3-6	H	W	12-1	College of Charleston
3-8	H	W	5-3	Purdue
3-9	H	W	9-6	Purdue
3-10	H	W	4-2	Purdue
3-12	H	W	20-8	Georgia Southern
3-13	H	W	9-2	Georgia Southern
3-15	H	W	13-1	South Alabama
3-16	H	L	4-6	South Alabama
3-17	H	W	11-3	South Alabama
3-19	H	W	23-5	North Carolina-Asheville
3-21	H	W	8-0	Maine
3-22	H	W	13-0	Maine
3-23	H	W	8-3	Maine
3-26	H	W	19-1	Coastal Carolina
3-27	H	W	6-2	Coastal Carolina
3-29	H	W	13-6	* Maryland
3-30	H	W	16-7	* Maryland
3-31	H	W	7-2	* Maryland
4-2	H	W	7-1	East Tennessee State
4-3	H	W	6-4	Winthrop
4-5	H	W	6-4	* NC State
4-6	H	L	0-3	* NC State
4-7	H	W	10-2	* NC State
4-9	A	L	4-5	Georgia
4-10	H	W	6-5	Georgia
4-12	A	W ⁽¹⁰⁾	11-7	* North Carolina
4-13	A	W	4-2	* North Carolina
4-14	A	L	5-12	* North Carolina
4-16	H	W	13-9	Western Carolina
4-17	H	L	6-8	South Carolina
4-19	A	W	5-3	* Duke
4-20	A	W	4-1	* Duke
4-21	A	W	2-1	* Duke
4-23	H	W	18-7	Furman
4-24	A	W	4-1	South Carolina
4-26	H	L	2-4	* Wake Forest
4-27	H	W	5-3	* Wake Forest
4-28	H	W	4-0	* Wake Forest
5-4	A	W	12-9	* Georgia Tech
5-5	A	L	6-15	* Georgia Tech
5-6	A	L	0-11	* Georgia Tech
5-8	H	W	9-2	Wofford
5-9	H	L	6-8	Elon
5-11	A	W	15-4	* Virginia
5-12	A	W	15-2	* Virginia
5-13	A	W	5-3	* Virginia
5-15	A	W	12-4	Western Carolina
5-17	H	L	3-9	* Florida State
5-18	H	L	3-12	* Florida State
5-19	H	L	3-9	* Florida State
5-22	N1	W	10-0	+ Georgia Tech
5-23	N1	L	4-9	+ Florida State
5-24	N1	W	5-3	+ NC State
5-25	N1	W	8-6	+ Wake Forest
5-25	N1	L	1-4	+ Florida State
5-31	H	W	15-1	\$ Georgia Southern
6-1	H	W	4-2	\$ East Carolina
6-2	H	W	21-1	\$ East Carolina
6-7	H	L	6-9	† Arkansas
6-8	H	W	8-7	† Arkansas
6-9	H	W	7-4	† Arkansas
6-14	N2	W	11-10	! Nebraska

6-16	N2	W	9-7	! Georgia Tech
6-19	N2	L	4-12	! South Carolina
6-21	N2	L	2-10	! South Carolina


* - ACC game; + - ACC Tournament; \$ - NCAA
Regional; † - NCAA Super Regional; ! - College
World Series; N1 - St. Petersburg, Fla.; N2 -
Omaha, Neb.

2003 (39-22 OVERALL; 15-9 ACC, T-3RD)

Head Coach - Jack Leggett (10th Season)				
Date	Site	W-L	Score	Opponent
2-22	A	L	1-8	Auburn ⁽¹⁾
2-22	A	W	11-8	Auburn ⁽²⁾
2-23	A	L	3-7	Auburn
2-26	H	W ⁽⁸⁾	5-0	Charleston Southern
3-1	H	W	8-0	South Carolina
3-2	A	L	4-6	South Carolina
3-4	H	W	5-4	Winthrop
3-5	H	W	6-2	College of Charleston
3-6	H	W	6-2	^ Chukyo
3-7	H	W	2-0	Old Dominion
3-8	H	W	5-1	Old Dominion
3-9	H	W	18-2	Old Dominion
3-11	H	W	7-5	Tennessee Tech
3-12	H	W	8-0	Tennessee Tech
3-16	N1	W	11-1	Georgia Southern
3-17	N1	W	8-0	Georgia Southern
3-18	A	W	7-6	College of Charleston
3-20	H	W	8-6	Maine
3-21	H	W	7-6	Maine
3-22	H	W	11-7	Maine
3-24	H	W	21-7	Wofford
3-25	A	L	5-9	Western Carolina
3-26	H	W	7-3	Georgia
3-28	A2	L ⁽¹¹⁾	2-3	* NC State
3-29	A2	L	2-12	* NC State ⁽¹⁾
3-29	A2	W	12-10	* NC State ⁽²⁾
4-1	H	W	5-3	Western Carolina
4-2	A	W	4-2	South Carolina
4-4	H	W	9-4	* Virginia
4-5	H	L	1-4	* Virginia
4-6	H	W	9-2	* Virginia
4-9	H	W	4-2	South Carolina
4-11	A	W	8-4	* Florida State
4-12	A	L	2-7	* Florida State
4-13	A	L	1-8	* Florida State
4-15	H	L	1-5	Coastal Carolina
4-16	H	W	7-3	Coastal Carolina
4-19	A	L	6-9	* Maryland ⁽¹⁾
4-19	A	L	4-8	* Maryland ⁽²⁾
4-20	A	W	20-5	* Maryland
4-22	A	L	3-9	Georgia
4-23	H	W ⁽¹²⁾	6-3	East Tennessee State
4-25	H	W ⁽¹⁰⁾	9-7	* Georgia Tech
4-26	H	W	10-5	* Georgia Tech
4-27	H	W	11-3	* Georgia Tech
5-4	H	W	7-6	* Duke
5-5	H	L	6-7	* Duke
5-6	H	W	13-2	* Duke
5-7	H	L	2-11	Elon
5-8	A	L	8-10	Furman
5-10	H	L	4-9	* North Carolina
5-11	H	W ⁽¹⁰⁾	5-4	* North Carolina
5-12	H	W	5-2	* North Carolina
5-13	H	L	9-12	Furman
5-15	A	W	6-2	* Wake Forest
5-16	A	W	14-3	* Wake Forest
5-17	A	W	4-3	* Wake Forest
5-22	N3	L	2-10	+ North Carolina
5-23	N3	L	4-7	+ Duke
5-30	N4	L	8-10	\$ Ohio State
5-31	N4	W ⁽¹⁰⁾	7-6	\$ Princeton
5-31	A	L	0-15	Auburn
* - ACC game; + - exhibition game (not counted in record); + - ACC Tournament; \$ - NCAA Regional; N1 - Charleston, S.C.; A2 - Kinston, N.C.; N3 - Salem, Va.; N4 - Auburn, Ala.				

2004 (39-26 Overall; 14-10 ACC, T-4 th)				
Head Coach - Jack Leggett (11th Season)				
Date	Site	W-L	Score	Opponent
2-24	H	L	4-5	Charlotte
2-28	N1	W	4-0	% Georgia Southern
2-28	A	L ⁽¹³⁾	2-3	% East Carolina
2-29	N1	W	9-0	% Georgia Southern
2-29	A	L	4-6	% East Carolina
3-3	H	W	8-5	Gardner-Webb
3-5	A	W	15-4	College of Charleston
3-6	A	L	2-5	South Carolina

ALL-TIME RESULTS



THE 2005 TIGERS HAD A 21-9 ACC REGULAR-SEASON RECORD AND ADVANCED TO THE WACO SUPER REGIONAL.

3-7	H	L ⁽¹⁰⁾	7-8	South Carolina
3-10	A	W	6-0	Wofford
3-12	H	W	14-9	Auburn
3-13	H	L	4-5	Auburn
3-14	H	L	6-9	Auburn
3-16	H	W	9-4	Coastal Carolina
3-19	A	W	7-3	Texas Tech
3-20	A	L	10-13	Texas Tech
3-21	A	L	3-5	Texas Tech
3-23	H	W	10-6	Elon
3-24	H	L	1-7	Elon
3-26	H	W	13-6	*Wake Forest
3-27	H	W	7-4	*Wake Forest
3-28	H	W	6-5	*Wake Forest
3-30	A	W	6-2	Georgia
3-31	H	W	19-4	Georgia
4-2	H	W	3-2	*Maryland
4-3	H	W	9-2	*Maryland
4-4	H	W	8-2	*Maryland
4-7	H	W	9-4	South Carolina
4-9	A	L	1-5	*Virginia
4-10	A	L	3-4	*Virginia ⁽¹⁾
4-10	A	L	1-3	*Virginia ⁽²⁾
4-13	H	W	9-5	Winthrop
4-14	A	W	13-5	South Carolina
4-16	A	W	2-1	*North Carolina
4-17	A	L	0-4	*North Carolina
4-18	A	W ⁽¹⁰⁾	4-2	*North Carolina
4-20	H	W	13-4	The Citadel
4-21	H	W	8-7	Western Carolina
4-23	H	W	2-1	*NC State
4-24	H	W	4-3	*NC State
4-25	H	W	9-6	*NC State
5-1	H	L	6-11	*Florida State
5-2	H	L	1-10	*Florida State
5-3	H	W	18-9	*Florida State
5-5	H	W	3-2	Charleston Southern
5-7	H	W	8-5	Central Florida
5-8	H	L	4-7	Central Florida
5-9	H	L	2-3	Central Florida
5-11	H	W	16-5	Furman
5-12	H	W	19-8	College of Charleston
5-14	A	L	3-8	*Georgia Tech
5-15	A	L	3-11	*Georgia Tech
5-16	A	L	4-8	*Georgia Tech
5-20	A	W	10-1	*Duke
5-21	A	L	1-2	*Duke
5-22	A	W	9-6	*Duke
5-26	N2	W	7-6	+ North Carolina
5-27	N2	L ⁽¹³⁾	7-11	+ Georgia Tech
5-28	N2	W	12-1	+ NC State
5-28	N2	L	5-6	+ North Carolina
6-4	N3	W	10-6	\$ Birmingham-Southern
6-5	A	L	3-6	\$ Georgia
6-5	N3	W	5-4	\$ Birmingham-Southern
6-6	A	W	10-9	\$ Georgia ⁽¹⁾
6-6	A	L ⁽¹⁰⁾	6-7	\$ Georgia ⁽²⁾

* - ACC game; % - Keith LeClair Invitational;
+ - ACC Tournament; \$ - NCAA Regional;
N1 - Greenville, N.C.; N2 - Salem, Va.; N3 - Athens, Ga.

2005 (43-23 OVERALL; 21-9 ACC, 2ND)

Ranked No. 13 by Collegiate Baseball

Ranked No. 14 by Baseball America

Ranked No. 16 by USA Today

Head Coach - Jack Leggett (12th Season)

Date	Site	W-L	Score	Opponent
2-18	N1	W	7-2	% West Virginia
2-19	A1	L	2-3	% Coastal Carolina
2-20	N1	L	0-10	% East Carolina
2-25	H	W	3-2	California-Irvine
2-26	H	W	5-4	California-Irvine
2-27	H	W	10-2	California-Irvine
3-4	A	L	5-6	Auburn
3-5	A	L	4-8	Auburn
3-6	A	W	14-3	Auburn
3-9	H	L	2-8	Winthrop
3-12	H	L	3-6	South Carolina
3-13	A	L	5-6	South Carolina
3-16	H	W	11-1	Furman
3-18	H	L	1-2	*North Carolina
3-19	H	W	9-1	*North Carolina
3-20	H	W	7-3	*North Carolina
3-22	A	W	1-0	Old Dominion
3-23	A	L	2-3	Old Dominion
3-25	A	W	14-3	*Maryland
3-26	A	W ⁽¹³⁾	6-4	*Maryland ⁽¹⁾
3-26	A	W	12-0	*Maryland ⁽²⁾
3-29	H	W	14-5	Coastal Carolina
3-30	H	W	8-1	Coastal Carolina
4-2	A	L	1-3	*Florida State
4-3	A	L	4-5	*Florida State ⁽¹⁾
4-3	A	W	7-3	*Florida State ⁽²⁾
4-5	A	L	10-11	Georgia
4-6	H	L	1-4	Georgia
4-8	H	W	9-3	*Duke
4-9	H	W	11-6	*Duke
4-10	H	W	16-6	*Duke
4-12	A	W	7-4	Western Carolina
4-13	H	W	12-2	South Carolina
4-15	H	W	13-4	*Virginia
4-16	H	W	3-2	*Virginia
4-17	H	L	2-9	*Virginia
4-19	H	W	10-1	Western Carolina
4-20	A	W	7-5	South Carolina
4-22	A	L	3-8	*NC State
4-23	A	W	16-9	*NC State
4-24	A	L	8-9	*NC State
4-26	H	W	9-6	Elon
4-27	H	W	7-1	Wofford
4-29	H	L	14-18	*Georgia Tech
4-30	H	W	6-5	*Georgia Tech
5-1	H	L	4-6	*Georgia Tech
5-8	A	L	7-11	*Virginia Tech
5-9	A	W	7-0	*Virginia Tech
5-10	A	W	6-2	*Virginia Tech
5-13	A	W	4-1	*Wake Forest
5-14	A	W ⁽¹¹⁾	17-14	*Wake Forest
5-15	A	W	6-5	*Wake Forest
5-17	H	W	8-5	College of Charleston
5-19	H	W	15-5	*Miami (Fla.)
5-20	H	W	9-2	*Miami (Fla.)

5-21	H	W	6-2	*Miami (Fla.)
5-25	N2	L	1-8	+ Virginia
5-26	N2	W	9-1	+ Miami (Fla.)
5-27	N2	W	5-4	+ NC State
5-28	N2	L	4-5	+ Virginia
6-3	H	W	12-2	\$ North Carolina A&T
6-4	H	W	6-0	\$ College of Charleston
6-5	H	W	8-3	\$ Oral Roberts
6-11	A	W	4-2	† Baylor
6-12	A	L	1-7	† Baylor
6-13	A	L	1-6	† Baylor

* - ACC game; % - Baseball at The Beach; + - ACC Tournament; † - NCAA Super Regional; N1, A1 - Myrtle Beach, S.C.; N2 - Jacksonville, Fla.

2006 (53-16 OVERALL; 24-6 ACC, 1ST ATLANTIC)

ACC Champion

College World Series Participant

Ranked No. 5 by Baseball America

Ranked No. 5 by Collegiate Baseball

Ranked No. 5 by USA Today

Head Coach - Jack Leggett (13th Season)

Date	Site	W-L	Score	Opponent
2-17	H	W	8-1	James Madison ⁽¹⁾
2-17	H	W	3-0	James Madison ⁽²⁾
2-19	H	W	6-1	James Madison
2-24	H	W	5-1	Mercer
2-26	H	L	2-3	Mercer ⁽¹⁾
2-26	H	W	9-4	Mercer ⁽²⁾
3-3	A	W	6-0	College of Charleston
3-4	A	L	2-6	South Carolina
3-5	H	W	6-4	South Carolina
3-8	H	W	10-5	William & Mary
3-10	H	W	7-2	Kansas
3-11	H	L	5-6	Kansas
3-12	H	W	4-3	Kansas
3-15	H	W	10-5	Gardner-Webb
3-17	A	L	1-2	*Virginia
3-18	A	L	2-10	*Virginia
3-19	A	L	4-7	*Virginia
3-21	H	W	5-3	Elon
3-22	H	W	7-4	Elon
3-24	H	W	9-5	*NC State
3-25	H	W	4-2	*NC State
3-26	H	W	6-2	*NC State
3-28	A	L ⁽¹⁰⁾	11-12	Georgia
3-29	H	W	10-7	Georgia
3-31	A	W	8-6	*Miami (Fla.)
4-1	A	W	6-2	*Miami (Fla.)
4-2	A	W	14-1	*Miami (Fla.)
4-4	H	L	6-8	Western Carolina
4-5	A	W	3-2	South Carolina
4-7	H	W	3-1	*Maryland
4-8	H	W ⁽¹¹⁾	3-2	*Maryland
4-9	H	W	15-7	*Maryland
4-11	A	W	8-3	Western Carolina
4-12	H	W	10-5	South Carolina
4-14	A	W	7-6	*Georgia Tech
4-15	A	L	3-12	*Georgia Tech
4-16	A	L	4-22	*Georgia Tech

4-18	H	L	3-6	Winthrop
4-19	H	L	4-5	Furman
4-21	A	W	6-3	*Boston College
4-22	A	L	2-3	*Boston College ⁽¹⁾
4-22	A	W	4-1	*Boston College ⁽²⁾
4-26	H	W	10-1	Wofford
4-28	H	W	11-2	*Virginia Tech
4-29	H	W	11-4	*Virginia Tech
4-30	H	W	7-3	*Virginia Tech
5-8	A	W	7-4	*Duke ⁽¹⁾
5-8	A	W	14-0	*Duke ⁽²⁾
5-9	A	W	8-2	*Duke
5-12	H	W	9-1	*Florida State
5-13	H	W ⁽¹⁰⁾	4-3	*Florida State
5-14	H	W	11-2	*Florida State
5-16	H	W	1-0	College of Charleston
5-18	H	W	26-1	*Wake Forest
5-19	H	W	6-0	*Wake Forest
5-20	H	W	7-3	*Wake Forest
5-24	N1	W ⁽⁷⁾	13-1	+ Wake Forest
5-25	N1	W	3-2	+ Georgia Tech
5-27	N1	L ⁽¹⁰⁾	7-8	+ Georgia Tech ⁽¹⁾
5-27	N1	W	16-11	+ Georgia Tech ⁽²⁾
5-28	N1	W	8-4	+ NC State
6-2	H	W	3-0	\$ North Carolina-Asheville
6-3	H	W	13-3	\$ Elon
6-4	H	W	8-6	\$ Mississippi State
6-9	H	W	11-8	† Oral Roberts
6-10	H	W	6-5	† Oral Roberts
6-16	N2	W	8-4	! Georgia Tech
6-18	N2	L	0-2	! North Carolina
6-20	N2	L	6-7	! Cal State Fullerton

2007 (41-23 OVERALL; 18-12 ACC, 2ND ATLANTIC)

Ranked No. 12 by Collegiate Baseball

Ranked No. 13 by USA Today

Ranked No. 15 by Baseball America

Head Coach - Jack Leggett (14th Season)

Date	Site	W-L	Score	Opponent
2-16	H	W	14-0	George Mason
2-17	H	L	1-5	George Mason
2-18	H	W	5-4	George Mason
2-21	H	W ⁽⁶⁾	11-3	High Point
2-23	H	W	8-3	Pacific
2-24	H	W ⁽¹¹⁾	4-3	Pacific ⁽¹⁾
2-24	H	W	5-4	Pacific ⁽²⁾
2-28	H	W	6-4	Winthrop
3-3	H	L	0-12	South Carolina
3-4	A	L	2-3	South Carolina
3-7	H	W	4-0	Coastal Carolina
3-9	H	L ⁽¹⁰⁾	4-6	Memphis
3-10	H	W	8-2	Memphis
3-11	H	W	7-2	Memphis
3-14	H	W	3-0	Georgia Southern
3-16	H	W	6-4	*Duke
3-17	H	W	7-2	*Duke
3-18	H	W	9-6	*Duke
3-20	A	L	3-6	Western Carolina
3-23	A	L	3-4	*Maryland
3-24	A	L	1-4	*Maryland
3-25	A	W	5-0	*Maryland
3-27	H	W	14-2	Gardner-Webb
3-28	H	W	15-6	Western Carolina
3-30	H	L	3-10	*Miami (Fla.)
3-31	H	W	4-1	*Miami (Fla.)
4-1	H	L	6-7	*Miami (Fla.)
4-3	A	W	4-2	Georgia
4-4	H	W	11-10	Georgia
4-6	A	W	6-3	*Virginia Tech
4-7	A	W	8-5	*Virginia Tech
4-8	A	W ⁽¹⁰⁾	5-2	*Virginia Tech
4-13	A	W	6-2	*Wake Forest
4-14	A	L	5-6	*Wake Forest
4-15	A	W	5-4	*Wake Forest
4-18	A	L	2-4	South Carolina
4-20	H	L	3-5	*Virginia
4-21	H	L	0-3	*Virginia
4-22	H	W	2-1	*Virginia
4-24	H	L	12-13	Elon
4-25	H	W	14-5	South Carolina
4-27	H	W ⁽¹¹⁾	3-2	*Georgia Tech
4-28	H	W	10-3	*Georgia Tech
4-29	H	L	3-6	*Georgia Tech
5-5	H	W	4-3	*Boston College
5-6	H	L	6-8	*Boston College ⁽¹⁾

ALL-TIME RESULTS

5-6	H	W	7-6	* Boston College⁽²⁾
5-8	N1	L	12-3	Wofford
5-9	H	L	3-6	Furman
5-11	A	L	1-11	* Florida State
5-12	A	W	7-6	* Florida State
5-13	A	W	11-6	* Florida State
5-15	H	W	19-7	College of Charleston
5-17	A	L	4-11	* NC State
5-18	A	L	5-6	* NC State
5-19	A	W	6-3	* NC State
5-23 N2	W ⁽¹³⁾		5-4	+ Miami (Fla.)
5-25 N2	L		2-3	+ Wake Forest
5-26 N2	W		5-1	+ Florida State
6-1	N3	W	3-2	\$ St. John's
6-3	A3	W	11-8	\$ Coastal Carolina
6-4	A3	W	15-3	\$ Coastal Carolina
6-8	A	L	6-8	† Mississippi State
6-9	A	L	5-8	† Mississippi State

* - ACC game; + - ACC Tournament; \$ - NCAA Regional; † - NCAA Super Regional; N1 - Greenville, S.C. (Fluor Field); N2 - Jacksonville, Fla.; N3, A3 - Myrtle Beach, S.C.

2008 (31-27-1 OVERALL; 11-18-1 ACC, 4TH ATLANTIC)

Head Coach - Jack Leggett (15th Season)				
Date	Site	W-L	Score	Opponent
2-23	H	W	12-5	Mercer⁽¹⁾
2-23	H	W	6-5	Mercer⁽²⁾
2-24	H	W	10-3	Mercer
2-27	H	W	12-3	High Point
2-29	A	W	7-6	College of Charleston
3-1	A	L	1-10	South Carolina
3-2	H	L	1-5	South Carolina
3-5	H	W	9-7	Wofford
3-8	A	L	11-13	* Wake Forest
3-9	A	L	3-5	* Wake Forest ⁽¹⁾
3-9	A	W	12-11	* Wake Forest ⁽²⁾
3-11	H	W	11-10	North Carolina-Greensboro
3-12	H	W	6-5	North Carolina-Greensboro
3-14	H	L	4-6	* Boston College
3-15	H	L	6-7	* Boston College
3-16	H	W	16-2	* Boston College
3-18	H	W	9-6	Coastal Carolina
3-20	H	W	14-2	Furman
3-21	H	L	4-5	* NC State
3-22	H	W	3-2	* NC State
3-23	H	W	2-0	* NC State
3-25	H	W	5-4	Elon
3-26	H	W	2-1	Elon
3-28	A	W	2-1	* Maryland
3-29	A	L	3-5	* Maryland
3-30	A	W	6-2	* Maryland
4-1	A	L	3-11	Georgia
4-2	H	L	4-6	Georgia
4-4	A	L	4-6	* Miami (Fla.)
4-5	A	L	5-15	* Miami (Fla.)
4-6	A	L	6-7	* Miami (Fla.)
4-9	A	L	1-7	South Carolina
4-11	H	L	2-8	* North Carolina
4-12	H	L	3-4	* North Carolina
4-13	H	L	4-8	* North Carolina
4-15	H	L	2-6	Western Carolina
4-16	H	L	0-6	South Carolina
4-18	A	W	7-4	* Duke
4-19	A	L	1-10	* Duke
4-20	A	T ⁽¹⁰⁾	6-6	* Duke
4-22	A	W	6-0	Western Carolina
4-23	N1	W	12-7	Presbyterian College
4-25	H	W	13-5	* Virginia Tech
4-26	H	W	8-7	* Virginia Tech
4-27	H	W	10-2	* Virginia Tech
5-3	H	L⁽¹⁰⁾	8-9	* Florida State
5-4	H	L	4-13	* Florida State
5-5	H	L	2-4	* Florida State
5-7	A1	W	11-5	Furman
5-9	A	L	1-5	* Georgia Tech
5-10	A	L	1-7	* Georgia Tech
5-11	A	W	16-6	* Georgia Tech
5-13	H	W	12-6	College of Charleston
5-15	A	W	9-1	Central Florida
5-16	A	W	7-3	Central Florida
5-17	A	W	8-5	Central Florida
5-21 N2	L		1-7	+ Miami (Fla.)
5-22 N2	L ⁽⁷⁾		0-10	+ NC State
5-24 N2	W		10-4	+ Georgia Tech

* - ACC game; + - ACC Tournament; N1, A1 - Greenville, S.C. (Fluor Field); N2 - Jacksonville, Fla.

2009 (44-22 OVERALL; 19-11 ACC, 2ND ATLANTIC)

Ranked No. 14 by USA Today				
Ranked No. 15 by Collegiate Baseball				
Ranked No. 16 by Baseball America				
Head Coach - Jack Leggett (16th Season)				
Date	Site	W-L	Score	Opponent
2-20	H	W	8-3	Charlotte
2-21	H	L	4-0	Charlotte
2-22	H	W⁽¹⁰⁾	6-5	Charlotte
2-25	H	W	8-2	Wofford
2-28	H	L	1-3	South Carolina
3-3	H	L⁽¹⁴⁾	2-4	Furman
3-4	H	W	17-2	North Carolina-Asheville
3-6	A	W ⁽¹⁰⁾	5-4	* North Carolina
3-7	A	L	2-5	* North Carolina
3-8	A	L	8-9	* North Carolina
3-10	H	W	15-2	Michigan State
3-11	N1	W	6-1	Michigan State
3-13	H	W	4-1	* Wake Forest⁽¹⁾
3-13	H	W	6-1	* Wake Forest⁽²⁾
3-15	H	W	7-3	* Wake Forest
3-17	H	W	8-0	Presbyterian College
3-18	H	W	14-0	# South Carolina-Upstate
3-20	A	L	2-5	* Florida State
3-21	A	W ⁽¹¹⁾	8-7	* Florida State
3-22	A	L	4-7	* Florida State
3-24	H	W	5-3	Elon⁽¹⁾
3-24	H	W	8-7	Elon⁽²⁾
3-27	A	L	1-13	* Boston College
3-28	A	W	7-6	* Boston College ⁽¹⁾
3-28	A	W	5-3	* Boston College ⁽²⁾
3-31	A	L	5-6	Georgia
4-1	H	L	2-4	Georgia
4-3	H	W	7-3	* Duke
4-4	H	L	7-10	* Duke
4-5	H	W	10-1	* Duke
4-7	A	L	6-7	South Carolina
4-8	H	W	7-5	South Carolina
4-11	H	L	8-12	* Miami (Fla.)⁽¹⁾
4-11	H	W	9-1	* Miami (Fla.)⁽²⁾
4-12	H	W	9-6	* Miami (Fla.)
4-14	A	W	11-1	Western Carolina
4-15	H	W	13-2	Western Carolina
4-17	A	L	2-5	* Virginia Tech
4-18	A	L	3-7	* Virginia Tech
4-19	A	W	8-1	* Virginia Tech
4-21	H	W	5-3	Coastal Carolina
4-22	A	W	12-2	South Carolina
4-24	H	L	4-5	* Georgia Tech
4-25	H	W	8-5	* Georgia Tech
4-26	H	W	6-3	* Georgia Tech
5-2	H	W	11-2	* Maryland
5-3	H	W	7-4	* Maryland⁽¹⁾
5-3	H	L	6-8	* Maryland⁽²⁾
5-8	H	W	13-2	North Carolina-Wilmington
5-9	H	W	11-3	North Carolina-Wilmington
5-10	H	L	3-4	North Carolina-Wilmington
5-11	A1	W	8-5	Furman
5-12	H	W	5-2	College of Charleston
5-14	A	W	13-8	* NC State
5-15	A	W	11-5	* NC State
5-16	A	W	5-4	* NC State
5-21 N2	L		5-6	+ Virginia
5-22 N2	L		4-10	+ Duke
5-23 N2	W ⁽¹¹⁾		4-3	+ North Carolina
5-29	H	W	5-4	* Tennessee Tech
5-30	H	L	2-3	* Oklahoma State
5-31	H	W	10-0	* Tennessee Tech
5-31	H	W	15-1	* Oklahoma State
6-1	H	W	6-5	* Oklahoma State
6-6	A	L	4-7	† Arizona State
6-7	A	L	2-8	† Arizona State

* - ACC game; # - no-hit game; + - ACC Tournament; \$ - NCAA Regional; † - NCAA Super Regional; N1, A1 - Greenville, S.C. (Fluor Field); N2 - Durham, N.C.

2010 (45-25 OVERALL; 18-12 ACC, 1ST ATLANTIC)

College World Series Participant				
Ranked No. 4 by Collegiate Baseball				
Ranked No. 4 by USA Today				
Ranked No. 10 by Baseball America				
Head Coach - Jack Leggett (17th Season)				
Date	Site	W-L	Score	Opponent
2-19	H	W	11-0	# Miami (Ohio)
2-20	N1	W	10-2	* Michigan State
2-21	H	W	8-5	# Furman
2-26	H	W	4-3	Wright State
2-27	H	W	8-6	Wright State

2-28	H	W	12-6	Wright State
3-3	H	W ⁽¹⁰⁾	6-5	Dayton
3-5	H	W	4-3	South Carolina
3-6	N1	L	5-7	South Carolina
3-7	A	W	19-6	South Carolina
3-11	H	W	13-2	Gardner-Webb
3-13	H	W	12-7	* NC State ⁽¹⁾
3-13	H	W	12-6	* NC State ⁽²⁾
3-14	H	W	7-6	* NC State
3-16	A	L	10-11	Charlotte
3-17	H	W	22-6	Georgia Southern
3-19	H	W	3-0	* Virginia Tech
3-20	H	W	5-2	* Virginia Tech ⁽¹⁾
3-20	H	W	13-8	* Virginia Tech ⁽²⁾
3-23	H	L	10-15	Elon
3-24	H	L ⁽¹⁰⁾	3-4	Elon
3-26	A	L	3-4	* Virginia
3-27	A	W	8-5	* Virginia ⁽¹⁾
3-27	A	L	1-3	* Virginia ⁽²⁾
3-31	H	L ⁽¹¹⁾	3-4	Coastal Carolina
4-2	H	W	15-2	* Boston College
4-3	H	L	5-11	* Boston College
4-4	H	W	14-9	* Boston College
4-6	A	W	15-5	Georgia
4-7	H	W	14-6	Georgia
4-9	A	L	9-10	* Duke
4-10	A	W ⁽¹¹⁾	11-5	* Duke
4-11	A	L	2-7	* Duke
4-14	H	L	5-7	Western Carolina
4-16	A	L ⁽¹⁰⁾	6-8	* Georgia Tech
4-17	A	L	3-4	* Georgia Tech
4-18	A	L	3-11	* Georgia Tech
4-21	H	W	22-4	South Carolina-Upstate
4-23	H	L	3-5	* North Carolina
4-24	H	W	10-6	* North Carolina
4-25	H	L	3-4	* North Carolina
5-1	H	L	2-4	Florida Gulf Coast
5-2	H	W	9-3	Florida Gulf Coast ⁽¹⁾
5-2	H	W	7-6	Florida Gulf Coast ⁽²⁾
5-4	H	W	14-2	Florida Gulf Coast
5-7	A	W	18-6	* Maryland
5-8	A	W	12-8	* Maryland
5-9	A	W	7-5	* Maryland
5-11	A1	W	12-1	Furman
5-14	A	L	5-9	* Wake Forest
5-15	A	W	17-5	* Wake Forest
5-16	A	L	2-11	* Wake Forest
5-18	H	W	8-2	Presbyterian College
5-20	H	W	9-8	* Florida State
5-21	H	W	8-4	* Florida State
5-22	H	W	8-3	* Florida State
5-26	N2	L	8-13	+ NC State
5-28	N2	L	8-9	+ Virginia Tech
5-29	N2	W	9-3	+ Georgia Tech
6-4	N3	W	10-1	\$ Southern Mississippi
6-5	A	W	5-2	\$ Auburn
6-6	A	L	10-11	\$ Auburn
6-7	A	W	13-7	\$ Auburn
6-12	H	L	4-5	† Alabama
6-13	H	W	19-5	† Alabama
6-14	H	W	8-6	† Alabama
6-21	N4	W	6-3	! Arizona State
6-22	N4	W	6-4	! Oklahoma
6-25	N4	L	1-5	! South Carolina
6-26	N4	L	3-4	! South Carolina

* - ACC game; # - First Pitch Invitational; + - ACC Tournament; \$ - NCAA Regional; † - NCAA Super Regional; ! - College World Series; N1, A1 - Greenville, S.C. (Fluor Field); N2 - Greensboro, N.C.; N3 - Auburn, Ala.; N4 - Omaha, Neb.

ALL-TIME RESULTS

4-8	A	W	4-2	* Duke
4-10	A2	W	12-5	Furman
4-11	H	L	7-8	Georgia
4-13	H	W ⁽¹²⁾	7-6	* NC State
4-14	H	L	1-3	* NC State
4-15	H	L	3-6	* NC State
4-17	H	W	3-2	Charleston Southern
4-20	A	W	5-4	* Maryland
4-21	A	W	5-3	* Maryland ⁽¹⁾
4-21	A	W	7-2	* Maryland ⁽²⁾
4-24	H	L	7-10	Coastal Carolina
4-27	A	L ⁽¹³⁾	5-6	* Georgia Tech
4-28	A	W	13-7	* Georgia Tech
4-29	A	W	11-8	* Georgia Tech
5-5	H	W ⁽¹¹⁾	4-3	College of Charleston
5-6	H	W	13-7	College of Charleston
5-7	H	L	2-4	College of Charleston
5-8	H	W ⁽¹⁰⁾	9-8	Tennessee Tech
5-12	H	W	7-2	* Florida State
5-14	H	W	9-7	* Florida State ⁽¹⁾
5-14	H	L	5-9	* Florida State ⁽²⁾
5-15	H	W	9-2	Furman
5-17	A	L	2-5	* Wake Forest
5-18	A	L	1-2	* Wake Forest
5-19	A	L	0-7	* Wake Forest
5-24	N3	L	2-3	+ Virginia
5-25	N3	W	9-7	+ Florida State
5-26	N3	L	1-5	+ Georgia Tech
6-1	N4	W	11-3	\$ Coastal Carolina
6-2	A	L ⁽¹²⁾	4-5	\$ South Carolina
6-3	N4	W	5-3	\$ Coastal Carolina
6-3	A	L	3-4	\$ South Carolina

* - ACC game; + - ACC Tournament; \$ - NCAA Regional; N1 - Charleston, S.C.; N2, A2 - Greenville, S.C. (Fluor Field); N3 - Greensboro, N.C.; N4 - Columbia, S.C.

2013 (40-22 OVERALL; 18-12 ACC, 3RD ATLANTIC)
Ranked No. 25 by USA Today
Head Coach - Jack Leggett (20th Season)

Date	Site	W-L	Score	Opponent
2-15	H	W	2-0	William & Mary
2-16	H	L	2-11	William & Mary
2-17	H	W	12-2	William & Mary
2-23	H	W	5-3	Wright State ⁽¹⁾
2-23	H	W	6-0	Wright State ⁽²⁾
2-24	H	W	7-0	Wright State
2-27	H	L ⁽¹¹⁾	2-3	Winthrop
3-1	H	L	0-6	South Carolina
3-2	N1	W	6-3	South Carolina
3-3	A	L	0-8	South Carolina
3-6	H	W	9-2	Wofford
3-8	A	W	10-5	* NC State
3-9	A	W	7-4	* NC State
3-10	A	L	1-4	* NC State
3-13	H	W	3-1	Charleston Southern
3-15	H	L ⁽¹¹⁾	5-6	* Virginia
3-16	H	W	7-6	* Virginia
3-17	H	L	5-8	* Virginia
3-19	H	W	10-5	Morehead State
3-20	H	W	5-2	Morehead State
3-22	H	W	7-0	* Duke
3-23	H	W	8-4	* Duke ⁽¹⁾
3-23	H	L	1-13	* Duke ⁽²⁾
3-26	A	W	9-1	Georgia
3-27	H	L	3-5	Georgia
3-30	A	L	3-10	* North Carolina
3-31	A	L	2-6	* North Carolina
4-1	A	W ⁽¹¹⁾	5-4	* North Carolina
4-3	H	W	4-1	Gardner-Webb
4-5	A	W	7-5	* Boston College
4-6	A	W	9-2	* Boston College
4-7	A	W	1-0	* Boston College
4-9	A	W	12-9	Western Carolina
4-10	H	W	5-4	Presbyterian College
4-12	H	W	8-2	* Wake Forest
4-13	H	W	1-0	* Wake Forest
4-14	H	W ⁽¹¹⁾	6-4	* Wake Forest
4-19	A	W	1-0	* Miami (Fla.)
4-20	A	L	1-2	* Miami (Fla.)
4-21	A	L	1-7	* Miami (Fla.)
4-24	H	W	12-1	Western Carolina
4-26	H	W	11-3	* Georgia Tech ⁽¹⁾
4-26	H	W ⁽¹¹⁾	4-3	* Georgia Tech ⁽²⁾
4-27	H	L	9-14	* Georgia Tech
5-4	H	L	2-7	* Maryland
5-6	H	W	3-2	* Maryland ⁽¹⁾
5-6	H	W	9-5	* Maryland ⁽²⁾
5-8	A1	W	14-2	Furman ⁽¹⁾

5-8	A1	W	12-2	Furman ⁽²⁾
5-10	H	W	7-1	Georgia Southern
5-11	H	W	7-0	Georgia Southern
5-12	H	W	11-6	Georgia Southern
5-14	H	W	8-7	South Carolina-Upstate
5-16	A	W	8-2	* Florida State
5-17	A	L	1-2	* Florida State
5-18	A	L	1-6	* Florida State
5-22	N2	L	3-6	+ NC State
5-24	N2	L ⁽¹⁴⁾	7-12	+ North Carolina
5-25	N2	L	0-7	+ Miami (Fla.)
5-31	N3	L	3-8	\$ Liberty
6-1	N3	W	10-2	\$ St. Louis
6-2	N3	L	1-3	\$ Liberty

* - ACC game; + - ACC Tournament; \$ - NCAA Regional; N1, A1 - Greenville, S.C. (Fluor Field); N2 - Durham, N.C.; N3 - Columbia, S.C.

2014 (36-25 OVERALL; 15-14 ACC, T-2ND ATLANTIC)
Head Coach - Jack Leggett (21st Season)

Date	Site	W-L	Score	Opponent
2-14	H	L ⁽¹⁰⁾	5-6	Eastern Michigan
2-15	H	W	5-3	Eastern Michigan
2-16	H	W	9-7	Eastern Michigan
2-21	H	W	5-2	Maine
2-22	H	W	13-3	Maine
2-23	H	W	10-2	Maine
2-25	H	W	4-2	Presbyterian College
2-28	A	L	6-9	South Carolina
3-1	N1	L	2-10	South Carolina
3-2	H	L	3-5	South Carolina
3-4	A	L	10-18	Western Carolina
3-7	H	W	7-6	* Virginia Tech
3-8	H	W	12-2	* Virginia Tech
3-9	H	W	11-4	* Virginia Tech
3-12	H	W	2-1	Appalachian State
3-14	A	L	3-4	* Wake Forest
3-15	A	W	16-6	* Wake Forest ⁽¹⁾
3-15	A	W	7-4	* Wake Forest ⁽²⁾
3-18	A	L	5-14	Georgia Southern
3-19	A	W	5-4	Georgia Southern
3-21	H	W	9-3	* Florida State
3-22	H	L	1-11	* Florida State ⁽¹⁾
3-22	H	L	3-4	* Florida State ⁽²⁾
3-25	A	W	16-4	Georgia
3-28	A	W	3-1	* Maryland ⁽¹⁾
3-28	A	W	7-1	* Maryland ⁽²⁾
4-1	H	W	13-2	Furman
4-2	H	W	4-2	Winthrop
4-5	H	W	6-1	* NC State
4-6	H	L	4-9	* NC State
4-7	H	L	1-7	* NC State

4-8	H	L	2-6	Georgia
4-11	A	L	2-3	* Virginia
4-12	A	W	7-1	* Virginia
4-13	A	L	0-1	* Virginia
4-15	H	W	9-6	Coastal Carolina
4-18	A	W ⁽¹¹⁾	3-2	* Pittsburgh
4-19	A	W	3-0	* Pittsburgh
4-20	A	L	4-13	* Pittsburgh
4-22	H	L	3-4	Liberty
4-23	H	W	11-3	Western Carolina
4-25	H	L	2-5	* Miami (Fla.)
4-26	H	L ⁽¹²⁾	2-3	* Miami (Fla.)
4-27	H	L	2-10	* Miami (Fla.)
5-2	H	W	8-0	James Madison
5-3	H	W	9-4	James Madison
5-4	N1	W	6-2	Nevada-Las Vegas
5-5	H	W	5-2	Nevada-Las Vegas
5-7	H	W	1-0	High Point
5-9	A	L	1-2	* Notre Dame
5-10	A	W	8-0	* Notre Dame
5-11	A	L	3-11	* Notre Dame
5-13	A1	W	7-2	Furman
5-15	H	W	8-4	* Boston College
5-16	H	L	1-3	* Boston College
5-17	H	W ⁽¹³⁾	10-9	* Boston College
5-21	N2	W	5-3	+ Duke
5-22	N2	W	3-2	+ Miami (Fla.)
5-23	N2	L	0-3	+ Georgia Tech
5-30	N3	L	1-18	\$ Oregon
5-31	N3	L	4-6	\$ Xavier

* - ACC game; + - ACC Tournament; \$ - NCAA Regional; N1, A1 - Greenville, S.C. (Fluor Field); N2 - Greensboro, N.C.; N3 - Nashville, Tenn.


2015 (32-29 OVERALL; 16-13 ACC, 4TH ATLANTIC)
Head Coach - Jack Leggett (22nd Season)

Date	Site	W-L	Score	Opponent
2-13	H	L	0-2	West Virginia
2-14	H	W	4-2	West Virginia
2-15	H	L	1-6	West Virginia
2-20	N1	W	10-1	Maine
2-21	N1	W ⁽¹⁴⁾	5-4	Maine ⁽¹⁾
2-21	N1	W	10-2	Maine ⁽²⁾
2-25	H	W	11-5	Wofford
2-27	H	W	11-4	South Carolina
2-28	N2	L	1-4	South Carolina
3-2	A	W	7-0	South Carolina
3-3	H	L	4-5	Winthrop
3-6	A	W	6-4	* NC State
3-7	A	L	3-8	* NC State
3-8	A	L	6-14	* NC State
3-11	N2	L	6-8	Michigan State

3-14	H	W	6-1	* Notre Dame ⁽¹⁾
3-14	H	L	6-11	* Notre Dame ⁽²⁾
3-15	H	L	1-5	* Notre Dame
3-17	A	L	5-9	Coastal Carolina
3-20	A	W ⁽¹⁰⁾	4-0	* Virginia Tech
3-21	A	W	15-8	* Virginia Tech
3-22	A	L ⁽¹²⁾	3-4	* Virginia Tech
3-24	A	W	19-2	Western Carolina
3-27	H	L	2-8	* Wake Forest
3-28	H	L	3-7	* Wake Forest
3-29	H	W	6-2	* Wake Forest
3-31	H	W	5-4	Furman
4-1	H	L	4-5	Presbyterian College
4-3	H	W	5-2	* North Carolina
4-4	H	W ⁽¹¹⁾	5-4	* North Carolina
4-5	H	L	7-8	* North Carolina
4-7	H	L	2-3	Georgia
4-8	H	L ⁽¹⁰⁾	3-4	Charleston Southern
4-10	A	W	15-6	* Boston College
4-11	A	L	7-8	* Boston College
4-12	A	W	6-3	* Boston College
4-14	H	W	14-2	Western Carolina
4-15	H	W	7-5	Gardner-Webb
4-18	H	W	6-2	* Duke ⁽¹⁾
4-18	H	W	8-1	* Duke ⁽²⁾
4-21	A	L	0-7	Georgia
4-24	A	L	2-4	* Georgia Tech
4-25	A	W	11-3	* Georgia Tech
4-26	A	L ⁽¹⁰⁾	4-5	* Georgia Tech
5-2	H	W	9-1	* Louisville
5-3	H	L	3-5	* Louisville
5-4	H	L	5-9	* Louisville
5-5	A	L	9-17	Wofford
5-6	H	W	6-3	College of Charleston
5-8	H	W	13-5	Georgia Southern
5-9	H	W	5-4	Georgia Southern
5-10	H	L	4-7	Georgia Southern
5-12	A2	W	23-15	Furman
5-14	A	W	4-1	* Florida State
5-15	A	W	7-0	* Florida State
5-16	A	W	9-6	* Florida State
5-20	N3	L	1-3	+ Florida State
5-21	N3	W	7-2	+ Louisville
5-22	N3	L	3-6	+ North Carolina
5-29	N4	L	4-7	\$ Arizona State
5-30	N4	L	8-10	\$ Pepperdine

* - ACC game; + - ACC Tournament; \$ - NCAA Regional; N1 - Augusta, Ga.; N2, A2 - Greenville, S.C. (Fluor Field); N3 - Durham, N.C.; N4 - Fullerton, Calif.

Note: Clemson home games in **bold**.



THE WEEKEND ROTATION OF JAKE LONG (LEFT), DANIEL GOSSETT (CENTER) AND MATTHEW CROWNOVER (RIGHT) COMBINED TO START 43 OF THE TIGERS' 61 GAMES IN 2014.

LAST TIME IT HAPPENED (INDIVIDUAL)

3 HOME RUNS BY 1 PLAYER

Clemson - It had been two years since a Tiger had hit three home runs in one game, but **John Hinson** pulled the trick against USC Upstate at Doug Kingsmore Stadium on April 21, 2010 in a game the Tigers won 22-4. He went 5-for-6 with three home runs and seven RBIs in the game. He hit a solo home run in the second inning, a three-run homer in the third inning and another three-run home run in the sixth inning.

Opponent - Georgia Tech first-baseman **Luke Murton** hit three home runs and totaled seven RBIs against the Tigers in the ACC Tournament at Jacksonville, Fla., in the second game of a doubleheader on May 27, 2006. Batting in the sixth spot in the lineup, **Murton** led off the seventh inning with a solo home run. In the eighth inning, **Murton** hit a two-run homer, then he belted a grand slam in the ninth inning. Therefore, **Murton** hit three home runs in three straight innings. The Tigers were victorious, however, by a score of 16-11.

4 HITS BY 3 PLAYERS

Clemson - This last occurred at Maryland on April 20, 2003, exactly 18 years to the day that it happened last by a Tiger trio. **Herman Demmink** hit four singles, **Kyle Frank** went 5-for-5 with four runs and four RBIs, and **David Slevin** went 4-for-6 with five RBIs in Clemson's 20-5 victory. **Frank** also became just the third Tiger in history to register two home runs in the same inning when he did so in the second inning.

Opponent - Georgia Tech accomplished this feat for the first time by a Tiger opponent in 13 years on April 18, 2010 in Atlanta. Three Yellow Jackets had at least four hits in the 11-3 win over Clemson. **Jeff Rowland** had four hits, three RBIs and three runs, **Tony Plagman** had four hits, two RBIs and two runs, and **Jacob Esch** had four hits, one RBI and two runs.

5 HITS BY 1 PLAYER

Clemson - **Spencer Kieboom** went 5-for-5 with two RBIs and one run in Clemson's 11-8 win at Georgia Tech on April 29, 2012.

Opponent - Georgia Tech's **Zane Evans** went 6-for-6 with two homers, one double, four RBIs and four runs against the Tigers at Doug Kingsmore Stadium on April 27, 2013.

5 HITS BY 2 PLAYERS

Clemson - **Brooks Shumake** hit a homer and four singles and **Jimmy Key** added two doubles and three singles against Georgia Southern at Statesboro, Ga., on May 13, 1982 in a game Clemson won 25-5.

Opponent - South Carolina's **Derick Urquhart** totaled five hits and **Ryan Bordenick** added six hits, as the Gamecocks defeated Clemson by a score of 38-16 in Columbia, S.C., on April 23, 1997. It was the first time since 1980 that two opposing players accomplished this feat.

BACK-TO-BACK HOME RUNS

Clemson - **Eli White** and **Steven Duggar** hit back-to-back homers against Georgia Southern at Doug Kingsmore Stadium on May 8, 2015. In the third inning, **White** hit a leadoff homer. **Duggar** followed with a homer in Clemson's 13-5 win.

Opponent - **Joey Bielek** (two-run homer) and **Brian Serven** of Arizona State hit back-to-back homers with one out in the seventh inning in the Sun Devils' 7-4 win in Fullerton, Calif., on May 29, 2015.

CYCLE BY 1 PLAYER

Clemson - **Gary Burnham** performed the feat at Texas-Arlington on Feb. 18, 1995. **Burnham** had a double in the first inning, a triple in the third, walked in the fifth, struck out in the sixth, hit a three-run homer in the seventh and completed the cycle with a single in the ninth inning. He added four RBIs and scored four runs.

Opponent - **Chris Pittaro** of North Carolina in Chapel Hill on March 21, 1981 had a double in the first, a single in the second, a home run in the third and a triple in the sixth, along with two RBIs. North Carolina defeated the Tigers by a score of 10-7.

GRAND SLAM

Clemson - **Chris Okey** hit a grand slam with two outs in the 10th inning in Clemson's 4-0 win at Virginia Tech on March 20, 2015.

Opponent - **David Parrett** of Coastal Carolina hit a grand slam in Conway, S.C., on March 17, 2015. The grand slam came with one out in the third inning in a game Coastal Carolina won 9-5.

NO-HITTER

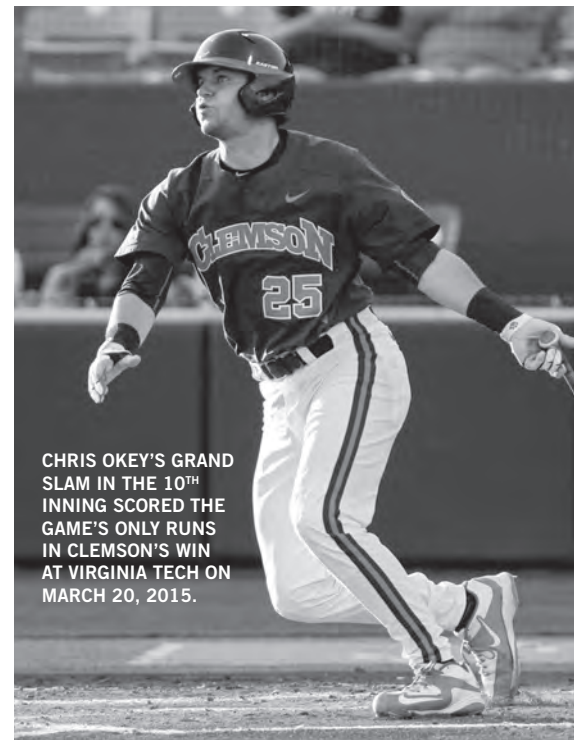
Clemson - Five Tigers combined to pitch Clemson's first no-hitter in 25 years in the Tigers' 14-0 win over USC Upstate at Doug Kingsmore Stadium on March 18, 2009. **Justin Sarratt**, **Scott Weismann**, **Kyle Deese**, **Tomas Cruz** and **Matt Vaughn** combined to allow just two baserunners and faced only one batter over the minimum.

Opponent - Auburn's **Dana Becton** and **Ken Deriso** combined to no-hit Clemson for the first time in almost 16 years on March 11, 1979 at Auburn. **Becton** pitched the first six innings and struck out seven batters, while **Deriso** hurled the last three innings and struck out four batters. Clemson lost the game by a score of 10-1, as the Tigers scored a run on two errors and a passed ball.

SHUTOUT BY 1 PITCHER

Clemson - **Brody Koerner** pitched a shutout when he blanked South Carolina in Columbia, S.C., on March 2, 2015. He allowed four hits and three walks with seven strikeouts in the Tigers' 7-0 win.

Opponent - **Andrew Suarez** of Miami (Fla.) went the distance against Clemson at Coral Gables, Fla., on April 21, 2013. He allowed six hits with five strikeouts in a game Miami won 7-0.



CHRIS OKEY'S GRAND SLAM IN THE 10TH INNING SCORED THE GAME'S ONLY RUNS IN CLEMSON'S WIN AT VIRGINIA TECH ON MARCH 20, 2015.


TRIPLE PLAY

Clemson - Clemson completed its first triple play in 24 years against George Mason on Feb. 26, 1995 at Doug Kingsmore Stadium. **Mark Watson** gave up a leadoff walk to **Joey Goodwin** in the fourth inning, which was followed by a single by **Ron Pennell**. **Brendan Pickett** hit a line shot to first-baseman **David Miller**, who stepped on first to double off **Pennell** and threw to **Seth Brizek** at second, and the throw beat **Goodwin** for the third out. The Tigers won 9-3.

Opponent - **Dan Griffin**, **Matt Robinson** and **Rick Figueredo** of Florida State combined for a triple play on March 2, 1983 in Tallahassee. After **Bob Paulling** singled and **Craig Roberson** walked to open the second inning, **Jamie Swanner** grounded to **Griffin**, who forced **Paulling** at third. **Griffin** threw to **Robinson**, forcing **Roberson** at second, and **Robinson** relayed to **Figueredo** at first for the putout on **Swanner**. The teams battled to a 3-3 tie in 10 innings.

WALKOFF HOME RUNS

TYLER COLVIN'S WALKOFF GRAND SLAM AGAINST ORAL ROBERTS IN THE 2006 CLEMSON SUPER REGIONAL IS THE LAST WALKOFF HOMER BY A TIGER IN THE NCAA TOURNAMENT.



Player	Opponent (Date)	Score	RBI
Bill Barnett	Furman (4-22-1953)	13-12	1
Calvin Weeks	East Tennessee State (3-15-1969)	5-4	1
Mike Ward	Virginia Tech (3-21-1969)	5-4	1
Billy Weems	Toledo (3-24-1977)	5-3	2
Bill Foley	Mississippi (5-20-1977)	8-7	1
Robbie Allen	Wake Forest (3-14-1980)	5-4	1
Jimmy Key	Wake Forest (4-24-1981)	6-5	1
Chuck Baldwin	Alabama (4-2-1985)	5-4	1
Brian Kowitz	Georgia (2-25-1988)	13-12	1
Joe DeBerry	Ohio (3-20-1990)	6-4	2
Billy McMillon	Columbus (3-30-1991)	2-1	1
Chad Phillips	Missouri State (3-20-1993)	5-4	1
Seth Brizek	NC State (4-8-1994)	10-8	2
Doug Livingston	Coastal Carolina (3-2-1996)	8-7	3
Eric DeMoura	North Carolina (5-6-1997)	5-4	3
Jeff Baker	Winthrop (4-3-2002)	6-4	2
Michael Johnson	East Tennessee State (4-23-2003)	6-3	3
Brad McCann	Georgia Tech (4-25-2003)	9-7	3
Tyler Colvin	Oral Roberts (6-9-2006)	11-8	4
Doug Hogan	Georgia Tech (4-27-2007)	3-2	1
Jeff Schaus	Coastal Carolina (4-21-2009)	5-3	4
Richie Shaffer	Tennessee Tech (5-8-2012)	9-8	1
Jon McGibbon	Florida State (5-25-2012)	9-7	3
Steven Duggar	Wake Forest (4-14-2013)	6-4	2
Kevin Bradley	USC Upstate (5-14-2013)	8-7	3

BEN PAULSEN
1B, 2007-09
ROCKIES

BRAD MILLER
SS, 2009-11
MARINERS

DOMINIC LEONE
RHP, 2010-12
DIAMONDBACKS

2015 MLB TIGERS



RICHIE SHAFFER
1B/3B, 2010-12
RAYS



TONY SIPP
LHP, 2004
ASTROS



KYLE PARKER
OF, 2008-10
ROCKIES



JEFF BAKER
INF, 2000-02
MARLINS



GREG STARBUCK
VOLUNTEER ASSISTANT COACH

ANDREW SEE
ASSISTANT COACH

MONTE LEE
HEAD COACH

BRADLEY LECROY
ASSISTANT COACH

THE COACHES

2016 SCHEDULE

FEBRUARY

Sun	Mon	Tue	Wed	Thu	Fri	Sat
		1	2	3	4	5
7	8	9	10	11	12	13
14	15	16	17	18	19	20
21	22	23	24	25	26	27
MAINE 1:00				JMU 4:00	JMU 2:00	
JMU 1:00	29					

MARCH

Sun	Mon	Tue	Wed	Thu	Fri	Sat
		1	2	3	4	5
		WOFF 4:00			S. CAR 7:00	S. CAR 2:30
S. CAR 2:00	7		WU 4:00		WF 6:00	WF 4:00
13	14	CIT 7:00	CIT 6:00		BC 4:00	BC 4:00
20	21	PC 6:30			MIA 7:00	MIA 7:00
27	28	FUR 7:00	W. CAR 6:00	31		

APRIL

Sun	Mon	Tue	Wed	Thu	Fri	Sat
					1	2
					PITT 6:30	PITT 4:00
PITT 1:00	4	UGA 7:00			DUKE 1:00	DUKE 1:00
10	11	W. CAR 6:30			LOU 6:00	LOU 4:00
17	18	UGA 6:30			GT 6:30	GT 6:30
24	25					FSU 6:30

MAY

Sun	Mon	Tue	Wed	Thu	Fri	Sat
1	2	3	4	5	6	7
FSU 4:00	FSU 7:00		FUR 6:30		NCST 6:30	NCST 4:00
8	9	10	11	12	13	14
NCST 1:00		C of C 6:30	C of C 4:00		GA So. 7:00	GA So. 7:00
15	16	17	18	19	20	21
GA So. 1:00		CSU 6:30		ND 6:05	ND 6:05	ND 1:05
22	23	24	25	26	27	28
		ACC	ACC	ACC	ACC	ACC
29	30	31	ACC Tournament Durham, N.C.			

JUNE

Sun	Mon	Tue	Wed	Thu	Fri	Sat
			1	2	3	4
					NCAA REG.	NCAA REG.
5	6	7	8	9	10	11
NCAA REG.	NCAA REG.				NCAA SUPER	NCAA SUPER
12	13	14	15	16	17	18
NCAA SUPER	NCAA SUPER					CWS
19	20	21	22	23	24	25
CWS	CWS	CWS	CWS	CWS	CWS	CWS
26	27	28	29	College World Series Omaha, Neb.		
CWS	CWS	CWS	CWS			

PATRICK ANDREWS
GRADUATE // RHP

CLATE SCHMIDT
SENIOR // RHP

MIKE TRILLER
GRADUATE // OF

HOME GAME

AWAY GAME

FLUOR FIELD
GREENVILLE, S.C.

ALL TIMES EASTERN AND SUBJECT TO CHANGE

CLEMSONTIGERS.COM