

# CLEMSON

18 **TYLER SLATON**  
Senior // Outfielder  
2015 Co-Captain

3 **TYLER KRIEGER**  
Junior // Infielder  
2015 Co-Captain  
2014 Second-Team All-ACC

44 **MATTHEW CROWNOVER**  
Junior // Lefthander  
2015 Co-Captain  
2014 Third-Team All-ACC

9 **STEVEN DUGGAR**  
Junior // Outfielder  
2015 Co-Captain  
2014 Third-Team All-ACC

## 2015 TIGER BASEBALL





# DOUG KINGSMORE STADIUM

TOP 10 IN THE NATION IN  
AVERAGE ATTENDANCE  
FOR 13 CONSECUTIVE SEASONS

In its 46th year, Doug Kingsmore Stadium remains one of the top college baseball facilities in the country. The Tigers finish in the top 10 in attendance year in and year out, and that home-field advantage has helped Clemson win nearly 80 percent of its home contests in the friendly confines.

Doug Kingsmore Stadium is undergoing multi-million-dollar renovations, including a state-of-the-art clubhouse and a baseball center behind the first-base dugout. Those changes will certainly improve upon Clemson's No. 7 national stadium ranking by CollegeBaseballDaily.com in summer 2013.

# 2015 TIGER BASEBALL

## SCHEDULE

Date	Day	Opponent	Radio	Time
2-13	Fri	West Virginia	WCCP	4 p.m.
2-14	Sat	West Virginia	WCCP	2 p.m.
2-15	Sun	West Virginia	WCCP	1 p.m.
2-18	Wed	Charleston Southern	WCCP	4 p.m.
2-20	Fri	Maine	WCCP	4 p.m.
2-21	Sat	Maine	WCCP	1 p.m.
2-22	Sun	Maine	WCCP	11 a.m.
2-24	Tue	Wofford	WCCP	4 p.m.
2-27	Fri	South Carolina	CTSN	6:30 p.m.
2-28	Sat	# South Carolina	CTSN	2:30 p.m.
3-1	Sun	at South Carolina	CTSN	Noon
3-3	Tue	Winthrop	WCCP	5 p.m.
3-6	Fri	*at NC State	CTSN	6:30 p.m.
3-7	Fri	*at NC State	CTSN	6:30 p.m.
3-8	Sun	*at NC State	CTSN	1 p.m.
3-11	Wed	# Michigan State	CTSN	6:30 p.m.
3-13	Fri	*Notre Dame	CTSN	6:30 p.m.
3-14	Sat	*Notre Dame	CTSN	2 p.m.
3-15	Sun	*Notre Dame	CTSN	1 p.m.
3-17	Tue	at Coastal Carolina	WCCP	6 p.m.
3-20	Fri	*at Virginia Tech	CTSN	5:30 p.m.
3-21	Sat	*at Virginia Tech	CTSN	2 p.m.
3-22	Sun	*at Virginia Tech	CTSN	1 p.m.
3-24	Tue	at Western Carolina	WCCP	5 p.m.
3-27	Fri	*Wake Forest	CTSN	6:30 p.m.
3-28	Sat	*Wake Forest	CTSN	6:30 p.m.
3-29	Sun	*Wake Forest	CTSN	1 p.m.
3-31	Tue	Furman	WCCP	6:30 p.m.
4-1	Wed	Presbyterian College	WCCP	6:30 p.m.
4-3	Fri	*North Carolina	CTSN	6:30 p.m.
4-4	Sat	*North Carolina	CTSN	6:30 p.m.
4-5	Sun	*North Carolina	CTSN	1 p.m.
4-7	Tue	Georgia	CTSN	6:30 p.m.
4-10	Fri	*at Boston College	CTSN	2:30 p.m.
4-11	Sat	*at Boston College	CTSN	1:30 p.m.
4-12	Sun	*at Boston College	CTSN	Noon
4-14	Tue	Western Carolina	WCCP	6:30 p.m.
4-15	Wed	Gardner-Webb	WCCP	6:30 p.m.
4-17	Fri	*Duke	CTSN	6:30 p.m.
4-18	Sat	*Duke	CTSN	6:30 p.m.
4-19	Sun	*Duke	CTSN	1 p.m.
4-21	Tue	at Georgia	CTSN	7 p.m.
4-24	Fri	*at Georgia Tech	CTSN	7 p.m.
4-25	Sat	*at Georgia Tech	CTSN	1 p.m.
4-26	Sun	*at Georgia Tech	CTSN	1 p.m.
5-2	Sat	*Louisville	CTSN	1 p.m.
5-3	Sun	*Louisville	CTSN	6:30 p.m.
5-4	Mon	*Louisville	CTSN	7 p.m.
5-6	Wed	College of Charleston	WCCP	6:30 p.m.
5-8	Fri	Georgia Southern	WCCP	6:30 p.m.
5-9	Sat	Georgia Southern	WCCP	6:30 p.m.
5-10	Sun	Georgia Southern	WCCP	1 p.m.
5-12	Tue	# at Furman	WCCP	7 p.m.
5-14	Thu	*at Florida State	CTSN	6 p.m.
5-15	Fri	*at Florida State	CTSN	6 p.m.
5-16	Sat	*at Florida State	CTSN	1 p.m.

\* - ACC regular-season game; # - Greenville, S.C. (Fluor Field); CTSN - Clemson Tiger Sports Network; WCCP - 105.5 FM (Clemson, S.C.); Note: Home games in **bold**; all times are Eastern.

# CLEMSON

## SCHEDULE

Date	Day	Opponent	Radio	Time	3-20	Fri	* at Virginia Tech	CTSN	5:30 p.m.	4-21	Tue	at Georgia	CTSN	7 p.m.
2-13	Fri	West Virginia	WCCP	4 p.m.	3-21	Sat	* at Virginia Tech	CTSN	2 p.m.	4-24	Fri	* at Georgia Tech	CTSN	7 p.m.
2-14	Sat	West Virginia	WCCP	2 p.m.	3-22	Sun	* at Virginia Tech	CTSN	1 p.m.	4-25	Sat	* at Georgia Tech	CTSN	1 p.m.
2-15	Sun	West Virginia	WCCP	1 p.m.	3-24	Tue	at Western Carolina	WCCP	5 p.m.	4-26	Sun	* at Georgia Tech	CTSN	1 p.m.
2-18	Wed	Charleston Southern	WCCP	4 p.m.	3-27	Fri	* Wake Forest	CTSN	6:30 p.m.	5-2	Sat	* Louisville	CTSN	1 p.m.
2-20	Fri	Maine	WCCP	4 p.m.	3-28	Sat	* Wake Forest	CTSN	6:30 p.m.	5-3	Sun	* Louisville	CTSN	6:30 p.m.
2-21	Sat	Maine	WCCP	1 p.m.	3-29	Sun	* Wake Forest	CTSN	1 p.m.	5-4	Mon	* Louisville	CTSN	7 p.m.
2-22	Sun	Maine	WCCP	11 a.m.	3-31	Tue	Furman	WCCP	6:30 p.m.	5-6	Wed	College of Charleston	WCCP	6:30 p.m.
2-24	Tue	Wofford	WCCP	4 p.m.	4-1	Wed	Presbyterian College	WCCP	6:30 p.m.	5-8	Fri	Georgia Southern	WCCP	6:30 p.m.
2-27	Fri	South Carolina	CTSN	6:30 p.m.	4-3	Fri	* North Carolina	CTSN	6:30 p.m.	5-9	Sat	Georgia Southern	WCCP	6:30 p.m.
2-28	Sat	# South Carolina	CTSN	2:30 p.m.	4-4	Sat	* North Carolina	CTSN	6:30 p.m.	5-10	Sun	Georgia Southern	WCCP	1 p.m.
3-1	Sun	at South Carolina	CTSN	Noon	4-5	Sun	* North Carolina	CTSN	1 p.m.	5-12	Tue	# at Furman	WCCP	7 p.m.
3-3	Tue	Winthrop	WCCP	5 p.m.	4-7	Tue	Georgia	CTSN	6:30 p.m.	5-14	Thu	* at Florida State	CTSN	6 p.m.
3-6	Fri	* at NC State	CTSN	6:30 p.m.	4-10	Fri	* at Boston College	CTSN	2:30 p.m.	5-15	Fri	* at Florida State	CTSN	6 p.m.
3-7	Sat	* at NC State	CTSN	6:30 p.m.	4-11	Sat	* at Boston College	CTSN	1:30 p.m.	5-16	Sat	* at Florida State	CTSN	1 p.m.
3-8	Sun	* at NC State	CTSN	1 p.m.	4-12	Sun	* at Boston College	CTSN	Noon	* - ACC regular-season game; # - Greenville, S.C. (Fluor Field); CTSN - Clemson Tiger Sports Network; WCCP - 105.5 FM (Clemson, S.C.); Note: Home games in <b>bold</b> ; all times are Eastern.				
3-11	Wed	# Michigan State	CTSN	6:30 p.m.	4-14	Tue	Western Carolina	WCCP	6:30 p.m.					
3-13	Fri	* Notre Dame	CTSN	6:30 p.m.	4-15	Wed	Gardner-Webb	WCCP	6:30 p.m.					
3-14	Sat	* Notre Dame	CTSN	2 p.m.	4-17	Fri	* Duke	CTSN	6:30 p.m.					
3-15	Sun	* Notre Dame	CTSN	1 p.m.	4-18	Sat	* Duke	CTSN	6:30 p.m.					
3-17	Tue	at Coastal Carolina	WCCP	6 p.m.	4-19	Sun	* Duke	CTSN	1 p.m.					

\* - ACC regular-season game; # - Greenville, S.C. (Fluor Field); CTSN - Clemson Tiger Sports Network; WCCP - 105.5 FM (Clemson, S.C.); Note: Home games in **bold**; all times are Eastern.



# TABLE OF CONTENTS

## BIOS

Faris, Stephen (Volunteer Assistant Coach)	24
Harbin, Taylor (Student Assistant Coach)	24
LeCroy, Bradley (Assistant Head Coach & Recruiting Coordinator)	23
Leggett, Jack (Head Coach)	14-21
Owens, Brad (Director of Baseball Operations)	25
Pepicelli, Dan (Associate Head Coach)	22
Players, 2015	29-55
Seniors & Pro Signees, 2014	84-86
Staff, Support	27
Wilhelm, Bill (Former Head Coach)	156

## CLEMSON BASEBALL INFORMATION

Against All Competition	60,61
Bat Girls	26
Bullpen Catchers	26
Date, Record By	61
Directions to Doug Kingsmore Stadium	2
Equipment Managers, Student	26
Facilities, Athletic	90
Glossary	10-13
Grounds Crew, Baseball	91
Major League Influence	97-101
Media Information	3
Omaha Challenge	96
Opponents, 2015	56-59
Outlook, 2015	7-9
Parking Map	2
Polls, 2015 Preseason	9
Pro Signees	102,103
Pro Tigers, 2014	104
Quick Facts	6
Radio Network (Clemson Tiger Sports Network)	25
Results, 2015 Opponent All-Time Game-By-Game	62-68
Roster, 2015 Numerical & Alphabetical	4
Roster, 2015 Position	5
Roster, 2015 Radio/Television	28
Schedule, 2015	1
Seating Chart, Doug Kingsmore Stadium	2
Stadium, Doug Kingsmore	92-95
Tradition, Championship	88,89

## RECORDS

Academic Honor Roll Members, ACC	149
ACC Tournament Results	154
All-ACC Selections	148
All-Americans	143-147
Batting (Individual)	106
Batting & Fielding Stats, Yearly (Team)	108
Career (Individual)	114,115
Coaches, Head & Assistant	157
Cycles	112
First-Round Draft Picks	103
Honors (Individual)	140,141
Innings, Highest Scoring	152
Last Time It Happened (Individual)	176
Leaders, Yearly	116-121
Lettermen	129-131
Lineups, Yearly Starting	132-139
National Players-of-the-Year	142
NCAA Stat Rankings, Top-25	150,151
NCAA Tournament Results	155
No-Hitters	107
Pitching (Individual)	107
Pitching Stats, Yearly (Team)	109
Polls, Weekly (Clemson Rankings From 1987-14)	153
Results, Season Game-By-Game	159-175
Results, Yearly	158
Season (Individual)	111-113
Stats, Individual Career Batting (ACC Era)	122-125
Stats, Individual Career Pitching (ACC Era)	126-128
Streaks, Hitting	106
Streaks, Winning	110
Team	110

## REVIEW, 2014

ACC Baseball	87
Batting, Game-By-Game (Individual)	77
Home Runs	76
Notes	70,71
Pitching, Game-By-Game (Individual Career)	78-80
Polls, Final	83
Results, Game-By-Game	73
Stats, ACC Regular-Season	74
Stats, Career (2015 Players)	74
Stats, Overall	72
Stats, Postseason	75
Story	81-83
Superlatives, Team & Individual	76

## MEDIA GUIDE CREDITS

The 2015 Clemson Baseball media guide was designed, written and edited by **Brian Hennessy**, senior associate director of athletic communications. Statistical, editorial and graphic assistance provided by **Sam Blackman**, **Tim Bourret**, **Sean Butler**, **Matt Rhinesmith**, **Philip Sikes** and **Davis Simpson**. The four cover designs were done by **Jeff Kallin**, associate director of athletic communications. Printing executed by Interstate Printing Co. (Mobile, Ala.).

Special thanks to the late **Bob Bradley**, who served Tiger athletics for 45 years in the athletic communications office and provided most of the information contained in the record section. Thanks to the late **Alan Mohrmann** of Greenville, S.C. for statistical research.

For extra copies, send a check for \$15 to the Clemson Athletic Communications office. See page 3 for mailing information.

## PHOTO CREDITS

Media guide cover photos courtesy of ©2014 S.F. Giants, **Carl Ackerman**, **Denis Bancroft**, **Rex Brown**, **Dawson Powers**, **Tyler Smith** and Major League Baseball. Interior photos courtesy of ©2014 S.F. Giants, **Carl Ackerman**, **Dave Arrigo**, **Bart Boatwright**, **Kevin Bray**, **Rex Brown**, **Eddie Cliffe**, **Tommy Crumpton**, **Jim Graham**, **Stephen Green**, **Annamarie Jacques**, **David Lann**, **Dr. Mark McInnis**, **Dan Mendlik**, **Brad Newton**, **Todd Olszewski**, **Dawson Powers**, **Randy Rampey**, **Brian Schneider**, **Tyler Smith**, **Glenn Spake**, **Todd Van Erst**, **Vern Verna**, **Bob Waldrop**, **Steve Woltmann**, **Patrick Wright** and Major League Baseball.

## DIRECTIONS TO DOUG KINGSMORE STADIUM

### FROM ATLANTA, GA.

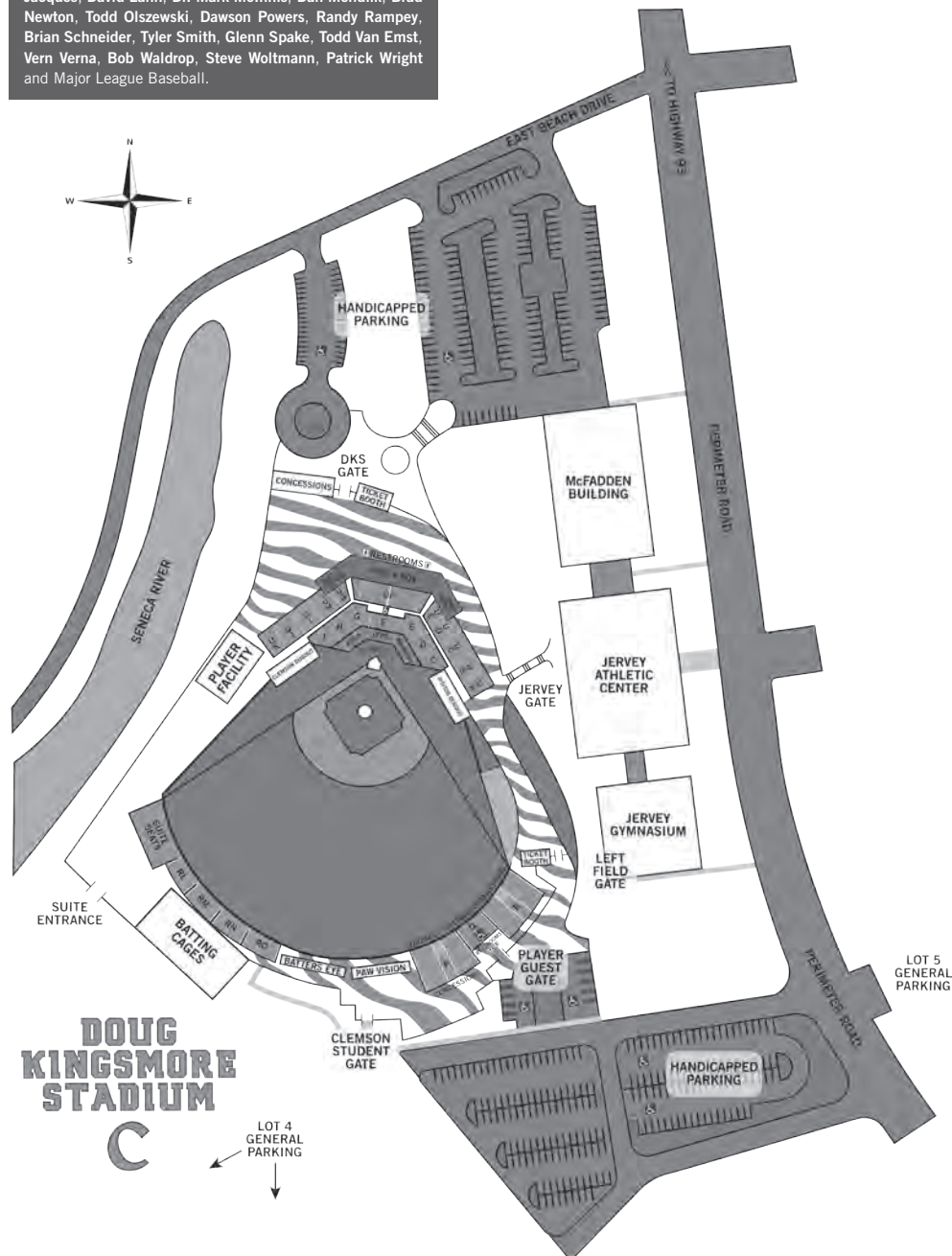
Take I-85 north to Exit 14 in South Carolina. Take a left, which crosses over the interstate, onto South Carolina Highway 187 until the road runs into U.S. Highway 76 and 28. Make a left at this traffic light. \*Stay on this road until the Highway 93 Exit, where you will exit and take a left at the stoplight. The route runs into the campus. Stay straight until you reach the second stoplight after the tennis courts (tennis courts will be on the left). Take a left at the stoplight, then take the first right, then take the first left into the McFadden Building parking lot.

### FROM COLUMBIA, S.C.

Take I-26 West and exit onto I-385 West until it reaches I-85. Take I-85 South until it reaches Exit 19-B. Take Exit 19-B and follow the directions from Atlanta starting at the \* symbol to arrive at the stadium.

### FROM GREENVILLE, S.C.

Take I-85 south until it reaches Exit 19-B. Take Exit 19-B and follow the directions from Atlanta starting at the \* symbol to arrive at the stadium.



# MEDIA INFORMATION

## ACC MEDIA RELATIONS

**George Lane** is the baseball media relations contact for the ACC office. He can be reached at 336-851-6062 or glane@theacc.org.

## ATHLETIC COMMUNICATIONS ADDRESS

Our address is Jervy Athletic Center; 100 Perimeter Road; P.O. Box 31; Clemson, S.C. 29633.

## CREDENTIALS

Members of the working press who desire a media credential to a Clemson baseball home game should contact **Brian Hennessy** in the Clemson Athletic Communications office at 864-656-1921. There is space for 18 writers in the press box in the Doug Kingsmore Stadium press areas, plus booths for each team's radio network. Season credentials and credentials on a game-by-game basis are issued. Members of the media must request a pass at least one day prior to each game/series to ensure admittance.

## EMAIL DISTRIBUTION LIST

Notes, stats, stories and other information are emailed out on a series basis from the athletic communications office. Contact **Brian Hennessy** (bhennes@clemson.edu) to be put on the email list.

## INTERNET SERVICES

The press box features the most up-to-date wireless internet services.

## LEGGETT AVAILABILITY

The best time to reach Head Coach **Jack Leggett** is weekday mornings. Please contact **Brian Hennessy** at 864-656-1921 to set up an interview with **Leggett**.

## PARKING

Members of the media are requested to park in the McFadden Building parking lot, located on the hill above the stadium (behind home plate). The lot is reserved for media members with a parking pass, however, there are limited spaces. There is also parking available beyond the outfield fence and in Memorial Stadium's West endzone parking lot.

## PHOTOGRAPHER POSITIONS

There is patio space on the first-base side of the press box for television camerapersons to film. Positions are on a first-come, first-serve basis. Still photographers are allowed on the playing field, but only in "lined-off" areas near each dugout. Positions are also on a first-come, first-serve basis.

## PLAYER AVAILABILITY

Player interviews are conducted before a particular practice on days when the team does not have a game. Please notify **Brian Hennessy** if you plan to attend practice. If attendance at practice is not possible, the athletic communications office can set up a phone interview. Campus and cell phone numbers for players are not provided.

## POSTGAME INTERVIEWS

Postgame interviews take place outside of each team's dugout. A member of the Clemson athletic communications office will retrieve requested Tiger players from the locker room, which is closed to the media. Please see the opponent's contact for its postgame interview procedure.

## POSTGAME STATS

A final box score is provided for all games at Doug Kingsmore Stadium. A typed play-by-play is also available upon request. A final box score (PDF) and game story is emailed within five minutes of the end of each game. For any other requests, see **Brian Hennessy** or another member of the Clemson Athletic Communications staff prior to the end of the game.

## PRESS ENTRANCE

Enter Doug Kingsmore Stadium at the gate behind home plate or near the left-field foul pole. The facility has an elevator and stairs leading up to the press box.

## WILL-CALL

Press will-call is located at the entrance next to the left-field foul pole.

## SOCIAL MEDIA

The official Twitter and Instagram account of Clemson Tiger Baseball is @ClemsonBaseball.

## WEBSITE

Clemson box scores, releases, statistics, bios, live stats, videos, highlights and other items are all available on the internet. Find us online at [ClemsonTigers.com](http://ClemsonTigers.com).



CLEMSONTIGERS.COM



## CLEMSON BASEBALL ACD STAFF



**BRIAN HENNESSY**  
Senior Associate ACD, Baseball Contact  
Office - 864-656-1921  
Email - bhennes@clemson.edu



**MATT RHINESMITH**  
ACD Graduate Assistant, Baseball  
Office - 864-656-2114  
Email - mhrhines@clemson.edu



**SEAN BUTLER**  
ACD Student Assistant, Baseball  
Office - 864-656-2114  
Email - spbutle@clemson.edu

# 2015 CLEMSON ROSTER

## NUMERICAL

#	Player	Pos.	B-T	Hgt	Wgt	Cl.	Exp.	Hometown	Previous School
1	Maleeke Gibson	OF	L-L	5-10	150	*So.	1VL	Sumter, S.C.	Thomas Sumter Academy
3	Tyler Krieger	INF	S-R	6-1	170	Jr.	2VL	Johns Creek, Ga.	Northview HS
4	Eli White	INF	R-R	6-2	185	So.	1VL	Easley, S.C.	Wren HS
5	Chase Pinder	INF/OF	R-R	5-10	175	Fr.	HS	Poquoson, Va.	Poquoson HS
6	Andrew Cox	1B/OF	L-L	6-0	215	*So.	1VL	Belton, S.C.	Belton-Honea Path HS
8	Weston Wilson	INF	R-R	6-3	195	So.	1VL	High Point, N.C.	Wesleyan Christian Academy
9	Steven Duggar	OF	L-R	6-2	195	Jr.	2VL	Moore, S.C.	James F. Byrnes HS
10	K.J. Bryant	OF	R-R	5-11	190	Fr.	HS	Taylors, S.C.	Wade Hampton HS
11	Adam Renwick	INF	R-R	6-0	170	Fr.	HS	Spartanburg, S.C.	Dorman HS
12	Robert Jolly	C	L-R	5-9	195	Fr.	HS	Myrtle Beach, S.C.	Carolina Forest HS
13	Drew Wharton	OF/1B	R-R	6-2	190	Fr.	HS	Suwanee, Ga.	Peachtree Ridge HS
15	Glenn Batson	3B/1B	R-R	6-2	205	*Fr.	RS	Greenville, S.C.	Greenville HS
16	Alex Eubanks	RHP	R-R	6-0	175	Fr.	HS	Moore, S.C.	James F. Byrnes HS
17	Paul Campbell	RHP	L-R	6-0	190	Fr.	HS	Malden, Mass.	Salisbury (Conn.) School
18	Tyler Slaton	OF	L-L	5-8	200	Sr.	3VL	Cumming, Ga.	North Forsyth HS
19	Brody Koerner	RHP	R-R	6-2	200	Jr.	2VL	Concord, N.C.	Jay M. Robinson HS
20	Drew Moyer	RHP	L-R	6-3	215	So.	1VL	Gilbert, S.C.	Gilbert HS
21	Kevin Pohle	RHP	R-R	6-3	200	*Gr.	3VL	St. Louis, Mo.	Parkway South Senior HS
22	Wales Toney	RHP	L-R	6-2	215	*So.	1VL	Anderson, S.C.	T.L. Hanna HS
23	Charlie Barnes	LHP	L-L	6-1	170	Fr.	HS	Sumter, S.C.	Sumter HS
25	Chris Okey	C	R-R	5-11	195	So.	1VL	Mount Dora, Fla.	Eustis HS
26	Reed Rohlman	OF	L-L	6-0	210	*Fr.	RS	Moore, S.C.	James F. Byrnes HS
29	Jackson Campana	RHP	R-R	6-6	225	Jr.	1VL	Charlotte, N.C.	Providence Senior HS
30	Hunter Van Horn	LHP	L-L	6-2	180	Fr.	HS	Tampa, Fla.	Jesuit HS
32	Clate Schmidt	RHP	R-R	6-1	205	Jr.	2VL	Acworth, Ga.	Allatoona HS
33	Zack Erwin	LHP	L-L	6-5	195	Jr.	2VL	Duluth, Ga.	Duluth HS
35	Mike Triller	OF	L-R	6-1	220	*Jr.	2VL	Rutland, Vt.	Rutland HS
36	Pat Krall	LHP	L-L	6-5	205	So.	TR	Downingtown, Pa.	Temple University
37	Alex Bostic	LHP	R-L	6-2	215	So.	1VL	Matthews, N.C.	Weddington HS
39	Jake Long	RHP	R-R	6-0	190	*Sr.	1VL	Anderson, S.C.	East Tennessee State University
40	Kyle Schnell	RHP	R-R	6-1	160	Sr.	1VL	Milton, Ga.	Lake Sumter (Fla.) CC
41	Taylor Vetzal	RHP	R-R	6-0	155	*So.	JC	Simpsonville, S.C.	Spartanburg Methodist College
42	Clay Bates	RHP	R-R	6-0	190	*Sr.	3VL	Rock Hill, S.C.	Northwestern HS
43	Patrick Andrews	RHP	R-R	6-4	240	*Jr.	2VL	Hilton Head Island, S.C.	Hilton Head Prep School
44	Matthew Crownover	LHP	R-L	6-0	210	Jr.	2VL	Ringgold, Ga.	Ringgold HS
46	Jack Huggins	INF	R-R	6-0	160	Fr.	HS	Newberry, S.C.	Newberry HS
47	Alex Schnell	LHP	L-L	5-10	175	Fr.	HS	Milton, Ga.	Milton HS
48	Garrett Lovorn	RHP	R-R	6-2	220	*So.	1VL	Pendleton, S.C.	Pendleton HS
50	Mike Goren	RHP	R-R	6-2	200	Fr.	HS	Westbury, N.Y.	Jericho HS

\* - spent one season as a redshirt player

### Head Coach:

### Associate Head Coach:

### Assistant Head Coach:

### Volunteer Assistant Coach:

### Student Assistant Coach:

### Bullpen Catchers:

- 7 Jack Leggett (22nd season • Maine '76)
- 24 Dan Pepicelli (6th season • SUNY Cortland '90)
- 2 Bradley LeCroy (\*8th season • Clemson '01)
- 49 Stephen Faris (2nd season • Clemson '13)
- 28 Taylor Harbin (Sr. • Travelers Rest, S.C.)
- Tyler Crocker (Sr. • Moore, S.C.)
- Connor Ford (So. • Albemarle, N.C.)
- Ken Parker (Fr. • Lake City, S.C.)
- Jake Schuster (Fr. • Charlotte, N.C.)
- Brad Owens (8th season • Anderson (S.C.) '06)
- Travis Johnston (7th season • Clemson '01)
- Mike Wilson (5th season • Clemson '02)
- Chas Williams (Sr. • Taylors, S.C.)
- Brock Byers (Sr. • Shelby, N.C.)
- Lukas Daniel (Jr. • Hemingway, S.C.)
- Ethan Forbes (Jr. • Manning, S.C.)
- Zach Leal (Jr. • Rancho Cucamonga, Calif.)
- Rick Franzblau (1st season • Colgate '06)
- Mike Echols (14th season • Clemson '85)
- Brian Hennessy (17th season • Clemson '98)

### Director of Baseball Operations:

### Athletic Trainer:

### Equipment Manager:

### Student Equipment Managers:

### Strength & Conditioning Coach:

### Supervisor of Athletic Grounds:

### Athletic Communications Contact:

° - includes three years (2003-05) as an assistant coach

## ALPHABETICAL

#	Player	Pos.	Cl.
43	Patrick Andrews	RHP	*Jr.
23	Charlie Barnes	LHP	Fr.
42	Clay Bates	RHP	*Sr.
15	Glenn Batson	3B/1B	*Fr.
37	Alex Bostic	LHP	So.
10	K.J. Bryant	OF	Fr.
29	Jackson Campana	RHP	Jr.
17	Paul Campbell	RHP	Fr.
6	Andrew Cox	1B/OF	*So.
44	Matthew Crownover	LHP	Jr.
9	Steven Duggar	OF	Jr.
33	Zack Erwin	LHP	Jr.
16	Alex Eubanks	RHP	Fr.
1	Maleeke Gibson	OF	*So.
50	Mike Goren	RHP	Fr.
46	Jack Huggins	INF	Fr.
12	Robert Jolly	C	Fr.
19	Brody Koerner	RHP	Jr.
36	Pat Krall	LHP	So.
3	Tyler Krieger	INF	Jr.
39	Jake Long	RHP	*Sr.
48	Garrett Lovorn	RHP	*So.
20	Drew Moyer	RHP	So.
25	Chris Okey	C	So.
5	Chase Pinder	INF/OF	Fr.
21	Kevin Pohle	RHP	*Gr.
11	Adam Renwick	INF	Fr.
26	Reed Rohlman	OF	*Fr.
32	Clate Schmidt	RHP	Jr.
47	Alex Schnell	LHP	Fr.
40	Kyle Schnell	RHP	Sr.
18	Tyler Slaton	OF	Sr.
22	Wales Toney	RHP	*So.
35	Mike Triller	OF	*Jr.
30	Hunter Van Vorn	LHP	Fr.
41	Taylor Vetzal	RHP	*So.
13	Drew Wharton	OF/1B	Fr.
4	Eli White	INF	So.
8	Weston Wilson	INF	So.

## PRONUNCIATIONS

#	Name	Pronunciation
29	Jackson <b>Campana</b>	cam-PAN-uh
9	Steven <b>Duggar</b>	DUH-guhr
49	Stephen <b>Faris</b>	FAYR-ihs
1	<b>Maleeke</b> Gibson	muh-LEEK
19	Brody <b>Koerner</b>	KUHR-nuhr
36	Pat <b>Krall</b>	KRAHL
3	Tyler <b>Krieger</b>	KREE-guhr
2	Bradley <b>LeCroy</b>	luh-CROY
48	Garrett <b>Lovorn</b>	luh-VOHRN
24	Dan <b>Pepicelli</b>	peh-pih-SEH-lee
21	Kevin <b>Pohle</b>	POHL-ee
18	Tyler <b>Slaton</b>	SLAYT-ihn
22	<b>Wales</b> Toney	WAYLZ
	<b>Chas</b> Williams	CHAZ

# 2015 POSITION ROSTER

## CATCHERS

#	Player	Pos.	B-T	Hgt	Wgt	Cl.	Exp.	Hometown	Previous School
12	Robert Jolly	C	L-R	5-9	195	Fr.	HS	Myrtle Beach, S.C.	Carolina Forest HS
25	Chris Okey	C	R-R	5-11	195	So.	1VL	Mount Dora, Fla.	Eustis HS

## INFIELDERS

#	Player	Pos.	B-T	Hgt	Wgt	Cl.	Exp.	Hometown	Previous School
15	Glenn Batson	3B/1B	R-R	6-2	205	*Fr.	RS	Greenville, S.C.	Greenville HS
6	Andrew Cox	1B/OF	L-L	6-0	215	*So.	1VL	Belton, S.C.	Belton-Honea Path HS
46	Jack Huggins	INF	R-R	6-0	160	Fr.	HS	Newberry, S.C.	Newberry HS
3	Tyler Krieger	INF	S-R	6-1	170	Jr.	2VL	Johns Creek, Ga.	Northview HS
5	Chase Pinder	INF/OF	R-R	5-10	175	Fr.	HS	Poquoson, Va.	Poquoson HS
11	Adam Renwick	INF	R-R	6-0	170	Fr.	HS	Spartanburg, S.C.	Dorman HS
4	Eli White	INF	R-R	6-2	185	So.	1VL	Easley, S.C.	Wren HS
8	Weston Wilson	INF	R-R	6-3	195	So.	1VL	High Point, N.C.	Wesleyan Christian Academy

\* - spent one season as a redshirt player

## OUTFIELDERS

#	Player	Pos.	B-T	Hgt	Wgt	Cl.	Exp.	Hometown	Previous School
10	K.J. Bryant	OF	R-R	5-11	190	Fr.	HS	Taylors, S.C.	Wade Hampton HS
9	Steven Duggar	OF	L-R	6-2	195	Jr.	2VL	Moore, S.C.	James F. Byrnes HS
1	Malee Gibson	OF	L-L	5-10	150	*So.	1VL	Sumter, S.C.	Thomas Sumter Academy
26	Reed Rohlman	OF	L-L	6-0	210	*Fr.	RS	Moore, S.C.	James F. Byrnes HS
18	Tyler Slaton	OF	L-L	5-8	200	Sr.	3VL	Cumming, Ga.	North Forsyth HS
35	Mike Triller	OF	L-R	6-1	220	*Jr.	2VL	Rutland, Vt.	Rutland HS
13	Drew Wharton	OF/1B	R-R	6-2	190	Fr.	HS	Suwanee, Ga.	Peachtree Ridge HS

\* - spent one season as a redshirt player

## PITCHERS

#	Player	Pos.	B-T	Hgt	Wgt	Cl.	Exp.	Hometown	Previous School
43	Patrick Andrews	RHP	R-R	6-4	240	*Jr.	2VL	Hilton Head Island, S.C.	Hilton Head Prep School
23	Charlie Barnes	LHP	L-L	6-1	170	Fr.	HS	Sumter, S.C.	Sumter HS
42	Clay Bates	RHP	R-R	6-0	190	*Sr.	3VL	Rock Hill, S.C.	Northwestern HS
37	Alex Bostic	LHP	R-L	6-2	215	So.	1VL	Matthews, N.C.	Weddington HS
29	Jackson Campana	RHP	R-R	6-6	225	Jr.	1VL	Charlotte, N.C.	Providence Senior HS
17	Paul Campbell	RHP	L-R	6-0	190	Fr.	HS	Malden, Mass.	Salisbury (Conn.) School
44	Matthew Crownover	LHP	R-L	6-0	210	Jr.	2VL	Ringgold, Ga.	Ringgold HS
33	Zack Erwin	LHP	L-L	6-5	195	Jr.	2VL	Duluth, Ga.	Duluth HS
16	Alex Eubanks	RHP	R-R	6-0	175	Fr.	HS	Moore, S.C.	James F. Byrnes HS
50	Mike Goren	RHP	R-R	6-2	200	Fr.	HS	Westbury, N.Y.	Jericho HS
19	Brody Koerner	RHP	R-R	6-2	200	Jr.	2VL	Concord, N.C.	Jay M. Robinson HS
36	Pat Krall	LHP	L-L	6-5	205	So.	TR	Downingtown, Pa.	Temple University
39	Jake Long	RHP	R-R	6-0	190	*Sr.	1VL	Anderson, S.C.	East Tennessee State University
48	Garrett Lovorn	RHP	R-R	6-2	220	*So.	1VL	Pendleton, S.C.	Pendleton HS
20	Drew Moyer	RHP	L-R	6-3	215	So.	1VL	Gilbert, S.C.	Gilbert HS
21	Kevin Pohle	RHP	R-R	6-3	200	*Gr.	3VL	St. Louis, Mo.	Parkway South Senior HS
32	Clate Schmidt	RHP	R-R	6-1	205	Jr.	2VL	Acworth, Ga.	Allatoona HS
47	Alex Schnell	LHP	L-L	5-10	175	Fr.	HS	Milton, Ga.	Milton HS
40	Kyle Schnell	RHP	R-R	6-1	160	Sr.	1VL	Milton, Ga.	Lake Sumter (Fla.) CC
22	Wales Toney	RHP	L-R	6-2	215	*So.	1VL	Anderson, S.C.	T.L. Hanna HS
30	Hunter Van Horn	LHP	L-L	6-2	180	Fr.	HS	Tampa, Fla.	Jesuit HS
41	Taylor Vetzal	RHP	R-R	6-0	155	*So.	JC	Simpsonville, S.C.	Spartanburg Methodist College

\* - spent one season as a redshirt player

## PLAYERS BY STATE

### SOUTH CAROLINA (19)

43	Patrick Andrews	Hilton Head Island
23	Charlie Barnes	Sumter
42	Clay Bates	Rock Hill
15	Glenn Batson	Greenville
10	K.J. Bryant	Taylors
6	Andrew Cox	Belton
9	Steven Duggar	Moore
16	Alex Eubanks	Moore
1	Malee Gibson	Sumter
46	Jack Huggins	Newberry
12	Robert Jolly	Myrtle Beach
39	Jake Long	Anderson
48	Garrett Lovorn	Pendleton
20	Drew Moyer	Gilbert
11	Adam Renwick	Spartanburg
26	Reed Rohlman	Moore
22	Wales Toney	Anderson
41	Taylor Vetzal	Simpsonville
4	Eli White	Easley

### GEORGIA (8)

44	Matthew Crownover	Ringgold
33	Zack Erwin	Duluth
3	Tyler Krieger	Johns Creek
32	Clate Schmidt	Acworth
47	Alex Schnell	Milton
40	Kyle Schnell	Milton
18	Tyler Slaton	Cumming
13	Drew Wharton	Suwanee

### NORTH CAROLINA (4)

37	Alex Bostic	Matthews
29	Jackson Campana	Charlotte
19	Brody Koerner	Concord
8	Weston Wilson	High Point

### FLORIDA (2)

25	Chris Okey	Mount Dora
30	Hunter Van Horn	Tampa

### MASSACHUSETTS (1)

17	Paul Campbell	Malden
----	---------------	--------

### MISSOURI (1)

21	Kevin Pohle	St. Louis
----	-------------	-----------

### NEW YORK (1)

50	Mike Goren	Westbury
----	------------	----------

### PENNSYLVANIA (1)

36	Pat Krall	Downingtown
----	-----------	-------------

### VERMONT (1)

35	Mike Triller	Rutland
----	--------------	---------

### VIRGINIA (1)

5	Chase Pinder	Poquoson
---	--------------	----------

# 2015 QUICK FACTS

## GENERAL INFORMATION


Institution	Clemson University
Nickname	Tigers
Location	Clemson, S.C. 29633
Colors	Tiger Orange & Regalia
Founded	1889
Enrollment	21,857
President	Dr. James P. Clements (Maryland-Baltimore County '85)
Director of Athletics	Dan Radakovich (Indiana (Pa.) '80) Office Phone - 864-656-1935 Email - drad@clemson.edu
Conference (Division)	Atlantic Coast Conference (Atlantic Division)
Stadium (Capacity)	Doug Kingsmore Stadium (Natural Grass) (6,016)
Field Dimensions	LL - 310, LC - 360, C - 390, RC - 365, RL - 320
Press Box Phone Number	864-656-7731
Ticket Office Phone Number	864-656-2118 or 1-800-CLEMSON

## BASEBALL STAFF

Head Coach	Jack Leggett (Maine '76) 923-451-1 (21 seasons) 1300-741-1 (35 seasons) Office Phone - 864-656-1947
Record at Clemson	Weekday Mornings
Overall Record	Dan Pepicelli (SUNY Cortland '90) Office Phone - 864-656-1948
Best Time to Contact Leggett	Bradley LeCroy (Clemson '01) Office Phone - 864-656-1950
Associate Head Coach	Stephen Faris (Clemson '13) Office Phone - 864-656-1689
Assistant Head Coach & Recruiting Coordinator	Taylor Harbin (Sr. • Travelers Rest, S.C.)
Volunteer Assistant Coach	Brad Owens (Anderson (S.C.) '06) Office Phone - 864-656-1691 Email - owens4@clemson.edu
Student Assistant Coach	Kyle Young (Clemson '02) Office Phone - 864-656-1989 Email - kmyoung@clemson.edu
Director of Baseball Operations	Roberta Balliet Office Phone - 864-656-1940 Email - rballie@clemson.edu
Associate Athletic Director/Administration	Travis Johnston (Clemson '01)
Administrative Coordinator	Mike Wilson (Clemson '02) Chas Williams (Sr. • Taylors, S.C.) Brock Byers (Sr. • Shelby, N.C.) Zach Leal (Sr. • Rancho Cucamonga, Calif.) Lukas Daniel (Jr. • Hemingway, S.C.) Ethan Forbes (Jr. • Manning, S.C.)
Athletic Trainer	Rick Franzblau (Colgate '06)
Equipment Manager	Robbie Phillips (Clemson '08)
Student Equipment Managers	Mike Echols (Clemson '85)
Strength & Conditioning Coach	
Supervisor of Athletic Facilities	
Supervisor of Athletic Grounds	

## ATHLETIC COMMUNICATIONS INFORMATION

Office Phone	864-656-2114
Mailing Address	P.O. Box 31; Clemson, S.C. 29633
Overnight Address	Jervy Athletic Center; 100 Perimeter Road; Clemson, S.C. 29633
Website	ClemsonTigers.com
Twitter	@ClemsonBaseball
Instagram	@ClemsonBaseball
Assistant Athletic Director/Director of Athletic Communications	Joe Galbraith (Mississippi State '01) Office Phone - 864-656-9227 Cell Phone - 662-418-3920 Email - joegalb@clemson.edu
Assistant Athletic Director/Director of Football Communications	Tim Bourret (Notre Dame '77) Office Phone - 864-656-1926 Home Phone - 864-888-3490 Cell Phone - 864-356-3791 Email - btimoth@clemson.edu
Director of Broadcasting	Don Munson (Appalachian State '84) Office Phone - 864-656-1915 Email - wmunson@clemson.edu
Director of New Media	Jonathan Gantt (Middle Tennessee '08) Office Phone - 864-656-1626 Email - jdgant@clemson.edu
Senior Associate Athletic Communications Director	Sam Blackman (Clemson '85) Office Phone - 864-656-1924 Email - blackmj@clemson.edu
Senior Associate Athletic Communications Director & Baseball Contact	Brian Hennessy (Clemson '98) Office Phone - 864-656-1921 Cell Phone - 864-986-9046 Email - bhennes@clemson.edu
Associate Athletic Communications Directors	Jeff Kallin (Clemson '07) Office Phone - 864-656-1920 Email - kallin@clemson.edu Libby Kehn (Clemson '02) Office Phone - 864-656-4218 Email - elizabk@clemson.edu Philip Sikes (Clemson '02) Office Phone - 864-656-1985 Email - philips@clemson.edu Nik Conklin (LIU Brooklyn '12)



DIRECTOR OF ATHLETICS DAN RADAKOVICH  
ALONGSIDE HEAD COACH JACK LEGGETT.

**Athletic Communications Graduate Assistants** Hannah Burleson (Clemson '12),  
Matt Rhinesmith (Butler '14), Christine Williamson (Miami (Fla.) '11)  
**Athletic Communications Student Assistants** Kathryn Andreoli, Allison Bell, Sean Butler,  
James Courie, J.D. Elliott, Christian Holcombe, Joey Johns, Alston Meadows,  
Nic Mills, Kelly Mullane, Stephen Puckette, Drew Ronemus, Brooke Skelley, Rebeka Wellmon

## 2015 TEAM INFORMATION

Lettermen Returning	23
Lettermen Lost	9
2014 Starting Position Players Returning (5)	Steven Duggar (RF), Tyler Krieger (SS), Chris Okey (C), Tyler Slaton (CF), Weston Wilson (3B)
2014 Starting Position Players Lost (4)	Jay Baum (CF), Garrett Boulware (DH), Shane Kennedy (1B), Steve Wilkerson (2B)
2014 Starting Pitchers Returning (4)	Matthew Crownover (L), Zack Erwin (L), Jake Long (R), Clate Schmidt (R)
2014 Starting Pitchers Lost (1)	Daniel Gossett (R)
2014 All-Americans Returning (0)	
2014 All-Americans Lost (1)	Daniel Gossett (RHP)
2014 All-ACC Players Returning (3)	Matthew Crownover (SP), Steven Duggar (OF), Tyler Krieger (SS)
2014 All-ACC Players Lost (4)	Jay Baum (OF), Garrett Boulware (DH/UT), Daniel Gossett (SP), Steve Wilkerson (2B)

## RETURNING LEADERS

Batting Average	Tyler Krieger (.338)
Games	Steven Duggar, Chris Okey, Tyler Slaton (61)
Runs	Tyler Krieger (49)
Hits	Tyler Krieger (74)
Doubles	Tyler Krieger (18)
Home Runs	Chris Okey (4)
RBI's	Chris Okey (41)
Stolen Bases	Steven Duggar (25)
ERA	Matthew Crownover (2.90)
Wins	Matthew Crownover (8)
Appearances	Drew Moyer (28)
Saves	Zack Erwin, Drew Moyer (2)
Innings Pitched	Matthew Crownover (99.1)
Strikeouts	Matthew Crownover (90)

## 2014 REVIEW

Record	36-25 Overall, 22-12 Home, 11-9 Away, 3-4 Neutral
ACC Regular-Season Record (Finish)	15-14 (T-2nd (Atlantic))
ACC Tournament Record (Finish)	2-1 (T-3rd)
NCAA Tournament Record	0-2 in Nashville (Tenn.) Regional
Final Rankings	NR
Highest Rankings	No. 14 by Baseball America (February 24), No. 14 by USA Today (April 7), No. 16 by Collegiate Baseball (February 24)
Record vs. Top-25 Ranked Teams	5-11

## 2014 TOP-25 NCAA STAT RANKINGS

Team	Category	Stat	Rank
Clemson	Strikeouts/9 IP	8.15	11
Clemson	Doubles	116	T-18
Clemson	Stolen Bases	89	T-20
Clemson	Sacrifice Flies	32	T-23
Garrett Boulware	Sacrifice Flies	8	T-10
Daniel Gossett	Strikeouts	107	22



# 2015 OUTLOOK

The 2015 edition of Clemson Baseball features five returning starters in the field and all but two of its pitchers from the 2014 team that held opponents to a .243 batting average. However, the Tigers, who return 23 of their 32 lettermen and are No. 24 in the Baseball America preseason ranking, must replace All-America righthander Daniel Gossett along with some valuable players in the infield.

"I'm excited to get the season underway," said Head Coach **Jack Leggett**, who has led the Tiger program to 923 wins in 21 seasons as head coach, the seventh-most victories in the nation during that time span. "We have a good mix of players returning with some great leadership qualities that will make for an exciting 2015 season."

Associate Head Coach and Pitching Coach **Dan Pepicelli**, who is in his sixth season at Clemson, returns 14 of the 16 Tigers who pitched in a game in 2014. The Tigers will have to fill the void left by Gossett, who had a 1.93 ERA and .202 opponents' batting average atop the weekend rotation. Clemson must also replace closer Matt Campbell, who had a miniscule 0.84 ERA and .144 opponents' batting average along with a team-high eight saves in 2014.

Assistant Head Coach and Recruiting Coordinator **Bradley LeCroy** brought in another solid recruiting class of 14 newcomers. As a hitting coach, LeCroy and the rest of the staff must replace departing All-ACC players Jay Baum (OF), Garrett Boulware (DH/UT) and Steve Wilkerson (2B), who were all selected in the 2014 draft.

Volunteer Assistant Coach **Stephen Faris** returns for his second season at the position, while **Taylor Harbin** is in his first season as student assistant coach after playing eight seasons in the minors. LeCroy (1997-00), Faris (2004-06) and Harbin (2005-07) all played for the Tigers under Leggett.

The 2015 schedule features 34 home games and three games at Fluor Field in Greenville, S.C., contests against South Carolina, Michigan State and Furman. Clemson opens the season with a three-game series against Big 12 Conference foe West Virginia. The Tigers also host the newest ACC member, Louisville, in May.

"We have a tough schedule again in 2015, including many challenging games in and out of the ACC," added



NEW FIELD-LEVEL SEATING DIRECTLY BEHIND HOME PLATE WAS INSTALLED AT DOUG KINGSMORE STADIUM BEFORE THE SEASON. A NEW STATE-OF-THE-ART PLAYER FACILITY AND SPACIOUS LOCKERROOM IS ALSO UNDER CONSTRUCTION.

Leggett. "I'm looking forward to see how we compete with some of the best programs in the nation."

Renovations to Doug Kingsmore Stadium continued this past offseason. New premium, field-level seats were added behind home plate. A new three-story player facility, including a new lockerroom, is also under construction and slated to be completed later this year.

## CATCHERS

Clemson returns its primary catcher in sophomore co-captain **Chris Okey** (Mount Dora, Fla.). The preseason third-team All-American by Perfect Game started 41 of 61 games as a freshman and totaled four homers and 41 RBIs. He made several highlight-reel plays on defense thanks to his rare athletic ability as a catcher. Okey also played for the USA Collegiate National Team in the summer and was second on the team in on-base percentage (.407) and fourth in batting average (.286).

Clemson's other catcher is freshman **Robert Jolly** (Myrtle Beach, S.C.). He had one of the best fall seasons at the plate and is the Tigers' first lefthanded-hitting catcher since Brian Ellis (1997-00). Jolly was the top-rated catcher in South Carolina by Diamond Prospects.

## INFIELDERS

The leader of the infielders is junior switch-hitter and co-captain **Tyler Krieger** (Johns Creek, Ga.). Krieger, who can play shortstop and second base, missed the fall season while recovering from a shoulder injury, but looks to be ready for the 2015 campaign. Krieger, a Second-Team All-ACC selection who hit a team-high .338, fifth-best in the ACC, in 2014, is the No. 46 college prospect in the nation for the 2015 draft by Perfect Game.

**Weston Wilson** (High Point, N.C.), the No. 79 sophomore in the nation according to Perfect Game, started 49 games at third base in 2014 and will compete for the starting spot at the same position in 2015. He showed his power potential while flashing a steady glove at third base as a freshman.

## CATCHERS


#	Player	B-T	Cl.	BA	HR	RBI
12	Robert Jolly	L-R	Fr.	----	--	--
25	Chris Okey	R-R	So.	.248	4	41

Note: Stats are from the 2014 season.

**Eli White** (Easley, S.C.) is another sophomore who showed his ability as a fielder in 2014. His strong arm makes him a candidate to start at shortstop after committing just one error in 25 chances there as a freshman.

Just a sophomore and like Okey, co-captain **Andrew Cox** (Belton, S.C.) is one of the team's best leaders in the clubhouse. He saw limited action in 2014 as a freshman, but the two-time ACC Academic Honor Roll member will be in the mix at first base in 2015. Cox will also compete for playing time in the outfield.

Redshirt freshman **Glenn Batson** (Greenville, S.C.) is another returning Tiger who has shown flashes of his power potential. Batson, nephew of former Tiger and



SOPHOMORE CATCHER CHRIS OKEY RETURNS AFTER A SOLID FRESHMAN SEASON IN 2014.



JUNIOR INFILDER TYLER KRIEGER, A SECOND-TEAM ALL-ACC SELECTION IN 2014, LED THE TEAM IN BATTING AVERAGE (.338).

# 2015 OUTLOOK



JUNIOR  
OUTFIELDER  
STEVEN DUGGAR  
HAS STARTED  
ALL 123 GAMES  
OF HIS TIGER  
CAREER.

Major Leaguer Bill Spiers, hit eight home runs in the Coastal Plain League last summer and will compete for playing time at the corner infield positions.

The Tigers added three newcomers at infield positions this past offseason. **Chase Pinder** (Poquoson, Va.), who has two brothers who played in the ACC, is the No. 88 freshman in the nation by Perfect Game. He has the ability to play several infield positions as well as in the outfield.

Freshman **Adam Renwick** (Spartanburg, S.C.) was the No. 5 player and No. 2 shortstop in South Carolina by Diamond Prospects after a standout career at Dorman High School.

Another freshman, **Jack Huggins** (Newberry, S.C.), will compete for playing time. The five-time letterman at Newberry High School is the son of Mike Huggins, who was a pitcher at Clemson from 1986-89.

## OUTFIELDERS

The "quarterback" of the outfield returns in center field and co-captain **Tyler Slaton** (Cumming, Ga.). The senior was the starter in center field during the entire 2014 season and won the Tiger Baseball Award as the team's best leader. In starting all 61 games, Slaton had a .391 on-base percentage thanks to a team-high 42 walks in 2014.

The other returning starter in the outfield is junior co-captain **Steven Duggar** (Moore, S.C.). The right fielder has the strongest outfield arm on the team and is one of the fastest baserunners. He has started all 123 games in

## INFELDERS

#	Player	B-T	Cl.	BA	HR	RBI
15	Glenn Batson	R-R	*Fr.	-----	--	--
6	Andrew Cox	L-L	*So.	.150	0	2
46	Jack Huggins	R-R	Fr.	-----	--	--
3	Tyler Krieger	S-R	Jr.	.338	2	32
5	Chase Pinder	R-R	Fr.	-----	--	--
11	Adam Renwick	R-R	Fr.	-----	--	--
13	Drew Wharton	R-R	Fr.	-----	--	--
4	Eli White	R-R	So.	.143	0	2
8	Weston Wilson	R-R	So.	.240	2	23

\* - spent one season as a redshirt player; Note: Stats are from the 2014 season.

his career and is a preseason third-team All-American by Collegiate Baseball and Perfect Game. In 2014, Duggar was a Third-Team All-ACC selection who hit .294 and tied for second in the ACC with 25 stolen bases.

Three returning Tigers are in competition to start in left field. Junior **Mike Triller** (Rutland, Vt.) is one of the hardest-working players on the team and is a career .291 hitter in 44 games over two seasons. He has been one of the team's best hitters off the bench.

Sophomore **Malee Gibson** (Sumter, S.C.) redshirted in 2014 after showing off his speed in the outfield as a freshman in 2013. He will also compete for innings in left field. **Reed Rohlman** (Moore, S.C.) is a redshirt freshman who batted .300 with a .402 on-base percentage in the Coastal Plain League last summer.

The Tigers brought in two freshman outfielders who showed off their skills in the fall. **Drew Wharton** (Suwanee, Ga.) played in many all-star showcases before enrolling at Clemson and is one of the Tigers' highest-rated newcomers as an outfielder and first-baseman. **K.J. Bryant** (Taylors, S.C.) was the No. 1 outfielder in South Carolina by Perfect Game after a standout career at Wade Hampton High School.

## PITCHERS

Clemson's deep 2015 pitching staff returns one of the top two pitchers from 2014 in junior lefthander and co-captain **Matthew Crownover** (Ringgold, Ga.). In 32 appearances (30 starts) over two seasons, he has a 2.60 ERA and is in the top four in school history in walks per



JUNIOR LEFTHANDER MATTHEW  
CROWNOVER WAS A THIRD-TEAM ALL-  
ACC STARTING PITCHER IN 2014.

nine innings pitched (1.97) and strikeout-to-walk ratio (3.65). In 2014, he was a Third-Team All-ACC selection who had a 2.90 ERA and 90 strikeouts against only 20 walks in 99.1 innings pitched. Crownover was drafted in the 21st round by the Giants in 2014, but elected to return to Tigertown.

Another lefthander, junior **Zack Erwin** (Duluth, Ga.), will vie for a spot in the weekend rotation. Erwin has been both a starter and reliever during his first two seasons at Clemson, as he has a 9-5 record and 3.87 ERA in 132.2 innings pitched over 48 appearances in his career. In 2014, he had a .222 opponents' batting average and pitched a six-hit shutout against James Madison. He also struck out 13 batters in 7.0 innings pitched in a start against Western Carolina in 2014.

Junior righthander **Clate Schmidt** (Acworth, Ga.) has also seen time as a weekend starter and will compete for the same role in 2015. In 2014, he had a 3.68 ERA in 20 appearances (eight starts). He has been especially effective when keeping the ball down in the strikezone. He showed that when he allowed just two runs and one walk with six strikeouts in 8.1 innings pitched in a start against Georgia Tech in the 2014 ACC Tournament.

**Jack Long** (Anderson, S.C.), a senior righty, returns for his final season after making his Clemson debut in 2014. He made 12 starts on the mound, third-most on the team, and had a 3-3 record and .255 opponents' batting average. His best performance came against No. 3 South Carolina, when he yielded just one run on five hits in 6.1 innings pitched.

Junior righthander and co-captain **Patrick Andrews** (Hilton Head Island, S.C.) is back at full strength after missing most of 2014 with an elbow injury that forced him to undergo "Tommy John" surgery. He has the versatility to be both a starter and reliever. In January, Andrews traveled to the NCAA Convention in Washington, D.C. as one of three ACC student-athletes chosen to hold voting power on proposed governance rule changes under the NCAA's Division I autonomy process.

**Clay Bates** (Rock Hill, S.C.), a senior righthander, is back for his fifth season at Clemson. The hard thrower was one of the team's most dependable relievers in 2014 and will be counted on in the same role in 2015. In 30.2 innings pitched over 27 relief appearances, he had a .248 opponents' batting average.



JUNIOR OUTFIELDER TYLER SLATON  
STARTED ALL 61 GAMES IN 2014.

## OUTFIELDERS

#	Player	B-T	Cl.	BA	HR	RBI
10	K.J. Bryant	R-R	Fr.	-----	--	--
6	Andrew Cox	L-L	*So.	.150	0	2
9	Steven Duggar	L-R	Jr.	.294	1	36
1	Malee Gibson	L-L	*So.	-----	--	--
5	Chase Pinder	R-R	Fr.	-----	--	--
26	Reed Rohlman	L-L	*Fr.	-----	--	--
18	Tyler Slaton	L-L	Sr.	.274	3	25
35	Mike Triller	L-R	*Jr.	.250	0	1
13	Drew Wharton	R-R	Fr.	-----	--	--

\* - spent one season as a redshirt player; Note: Stats are from the 2014 season.

# 2015 OUTLOOK

## PITCHERS

#	Player	T	Cl.	ERA	W-L	SV	IP
43	Patrick Andrews	R	*Jr.	7.20	0-0	0	5.0
23	Charlie Barnes	L	Fr.	----	----	----	----
42	Clay Bates	R	*Sr.	4.11	0-1	1	30.2
37	Alex Bostic	L	So.	27.00	0-1	0	4.1
29	Jackson Campana	R	Jr.	6.75	0-0	0	2.2
17	Paul Campbell	R	Fr.	----	----	----	----
44	Matthew Crownover	L	Jr.	2.90	8-6	0	99.1
33	Zack Erwin	L	Jr.	4.21	4-3	2	72.2
16	Alex Eubanks	R	Fr.	----	----	----	----
50	Mike Goren	R	Fr.	----	----	----	----
19	Brody Koerner	R	Jr.	15.63	0-1	0	6.1
36	Pat Krall^	L	So.	0.66	1-0	2	27.1
39	Jake Long	R	*Sr.	5.30	3-3	0	56.0
48	Garrett Lovorn	R	*So.	5.06	0-0	0	10.2
20	Drew Moyer	R	So.	3.46	5-1	2	39.0
21	Kevin Pohle	R	*Gr.	10.97	0-0	0	10.2
32	Clate Schmidt	R	Jr.	3.68	5-7	0	66.0
47	Alex Schnell	L	Fr.	----	----	----	----
40	Kyle Schnell	R	Sr.	45.00	0-0	0	1.0
22	Wales Toney	R	*So.	12.46	0-0	0	4.1
30	Hunter Van Horn	L	Fr.	----	----	----	----
41	Taylor Vetzal	R	*So.	----	----	----	----

\* - spent one season as a redshirt player; ^ - stats at Temple;  
Note: Stats are from the 2014 season.

Sophomore righty **Drew Moyer** (Gilbert, S.C.) had one of the best seasons by a Tiger reliever in 2014. He was 5-1 with two saves and a 3.46 ERA in a team-high 28 relief appearances. He will be counted on to solidify the bullpen in 2015.

The Tigers return six more righties, junior **Jackson Campana** (Charlotte, N.C.), junior **Brody Koerner** (Concord, N.C.), sophomore **Garrett Lovorn** (Pendleton, S.C.), graduate **Kevin Pohle** (St. Louis, Mo.), senior **Kyle Schnell** (Milton, Ga.) and sophomore **Wales Toney** (Anderson, S.C.), who will compete for innings in 2015.

Campana has been plagued by injury, but has been effective in his 11 relief appearances the past two seasons. Koerner is a two-time ACC Academic Honor Roll member who has been both a weekday starter and reliever. Lovorn was a long reliever in his first active season in 2014.

Pohle, who graduated in December with a degree in visual arts, has twice battled back from injury and won the 2014 Dedication Award for outstanding work in the strength training room. Schnell was one of Clemson's best relievers in 2013 and looks to regain that form in 2015. Toney has seen limited action, but will compete for innings as one of the hardest throwers on the team.



JUNIOR RIGHTY BRODY KOERNER IS ONE OF MANY VETERANS WHO WILL COMPETE FOR INNINGS ON THE MOUND FOR THE TIGERS IN 2015.

Sophomore lefthander **Alex Bostic** (Matthews, N.C.) also returns as a reliever who has the potential to be a significant contributor for years to come.

The Tigers added eight pitchers to the staff in the offseason, four righthanders and four lefthanders. Sophomore righthander **Taylor Vetzal** (Simpsonville, S.C.) and freshman righties **Paul Campbell** (Malden, Mass.), **Alex Eubanks** (Moore, S.C.) and **Mike Goren** (Westbury, N.Y.) will add depth to the bullpen in 2015.

Vetzal led Spartanburg Methodist College to the Junior College World Series in 2014 after starring at J.L. Mann High School. Campbell was the No. 5 player and No. 2 righty in Massachusetts by Perfect Game. Eubanks was an all-state pick at James F. Byrnes High School. Goren was an honorable mention All-American by Perfect Game.

Sophomore lefty **Pat Krall** (Downingtown, Pa.) played one season at Temple, where he had a team-best 0.66 ERA and .181 opponents' batting average in 27.1 innings pitched as a freshman in 2014, before the program was dropped. **Charlie Barnes** (Sumter, S.C.), **Alex Schnell** (Milton, Ga.) and **Hunter Van Horn** (Tampa, Fla.) are three freshmen who will add depth to the staff from the left side, something the program has lacked in recent seasons.

Barnes was the state pitcher-of-the-year when he led Sumter High School to the state title as a senior. Schnell, brother of Clemson senior righty Kyle Schnell, was a two-time all-state selection at the AAAAAA level in Georgia. Van Horn was the No. 7 lefthander in Florida by Perfect Game.

## 2015 PRESEASON POLLS

### BASEBALL AMERICA

Rk	School	2014 W-L	*Rk
1.	Vanderbilt	51-21	1
2.	Louisiana State	46-16-1	22
3.	Houston	48-18	11
4.	Virginia	53-16	2
5.	Texas Tech	45-21	9
6.	Florida	40-23	18
7.	TCU	48-18	5
8.	Oklahoma State	48-18	10
9.	Miami (Fla.)	44-19	23
10.	Texas	46-21	4
11.	UCLA	25-30-1	---
12.	Louisville	50-17	6
13.	South Carolina	44-18	25
14.	Mississippi State	39-24	---
15.	Rice	42-20	---
16.	Maryland	40-23	14
17.	North Carolina	35-27	---
18.	Arizona State	33-24	---
19.	Kennesaw State	40-24	16
20.	Oregon	44-20	---
21.	Florida State	43-17	19
22.	Central Florida	36-23	---
23.	Cal State Fullerton	34-24	---
24.	Clemson	36-25	---
25.	Liberty	41-18	---

\* - final ranking of 2014

### COLLEGIATE BASEBALL

Rk	School	2014 W-L	Pts	*Rk
1.	Vanderbilt	51-21	494	1
2.	TCU	48-18	492	5
3.	Virginia	53-16	489	2
4.	Louisiana State	46-16-1	487	21
5.	Oklahoma State	48-18	485	10
6.	Florida	40-23	483	24
7.	Texas	46-21	480	3
8.	Houston	48-18	479	11
9.	Texas Tech	45-21	477	8
10.	UCLA	25-30-1	473	---
11.	Florida State	43-17	469	23
12.	Louisville	50-17	468	7
13.	Cal Poly	47-12	467	19
14.	Miami (Fla.)	44-19	465	18
15.	Oregon	44-20	462	---
16.	UC Santa Barbara	34-17-1	460	---
17.	Cal State Fullerton	34-24	458	---
18.	Stanford	35-26	457	15
19.	Arizona State	33-24	454	---
20.	Mississippi State	39-24	452	---
21.	South Carolina	44-18	449	25
22.	Rice	42-20	446	---
23.	Liberty	41-18	445	---
24.	North Carolina	35-27	443	---
25.	College of Charleston	44-19	440	16

\* - final ranking of 2014

### USA TODAY

Rk	School	2014 W-L	Pts	*Rk
1.	Vanderbilt (126)	51-21	768	1
2.	Virginia (4)	53-16	731	2
3.	TCU (1)	48-18	666	5
4.	Louisiana State	46-16-1	607	16
5.	Florida	40-23	593	24
6.	Texas	46-21	555	3
7.	Louisville	50-17	491	6
	Oklahoma State	48-18	491	10
9.	UCLA	25-30-1	459	---
10.	South Carolina	44-18	456	22
11.	Houston	48-18	435	11
12.	Florida State	43-17	409	21
13.	Texas Tech	45-21	360	8
14.	Miami (Fla.)	44-19	342	23
15.	North Carolina	35-27	322	---
16.	Oregon	44-20	290	---
17.	Rice	42-20	259	25
18.	Mississippi	48-21	212	4
19.	Cal State Fullerton	34-24	211	---
20.	Maryland	40-23	202	13
21.	Arizona State	33-24	151	---
22.	Stanford	35-26	143	15
23.	Texas A&M	36-26	123	---
24.	Cal Poly	47-12	115	18
25.	Mississippi State	39-24	99	---

\* - final ranking of 2014

# GLOSSARY

## ADKINS, RUSTY

Former Clemson great and infielder Rusty Adkins had his jersey retired and was inducted into the Clemson Baseball Ring of Honor during ceremonies prior to the Florida State game on April 24, 1998. Adkins is the only three-time All-American in Tiger baseball history, as he wore #3 from 1965-67.

Adkins hit safely in 41 consecutive games over two seasons, still tied for the seventh-longest streak in NCAA history and longest in both ACC and Tiger history. He had to go to his last at-bat to get a hit just three times. In 23 of the games, he had at least two hits. He was 74-for-169 (.438) during the streak that lasted from April 10, 1965 to May 17, 1966.

The versatile player of the wooden-bat era hit .444 as a sophomore, a record (minimum 100 at-bats) that lasted until 2002, when National Player-of-the-Year Khalil Greene batted .470. Adkins hit .379 in his career, an ACC record for the wooden-bat era. He earned his degree from Clemson in industrial management in 1967 and later earned a master's degree from the Clemson-Furman MBA program in 1972. He is also a member of the state of South Carolina Athletic Hall of Fame.

In 2002, he was named to the ACC's 50-Year Anniversary team, the second-oldest Clemson athlete in any sport selected. Citing his age is a compliment to Adkins, as it shows how his accomplishments have stood the test of time.

### LONGEST DIVISION I HITTING STREAKS

Rk	Player	School	Year(s)	HS
1.	Robin Ventura	Oklahoma State	1987	58
2.	Garrett Wittels	Florida International	2010	56
3.	Phil Stephenson	Wichita State	1981	47
	Kenton Parmley	Southeast Missouri State	2011-12	47
5.	Roger Schmuck	Arizona State	1971	45
6.	Chuck Abbott	Austin Peay	1996	42
7.	<b>Rusty Adkins</b>	<b>Clemson</b>	<b>1965-66</b>	<b>41</b>
	Todd Nace	Southern Mississippi	1989-90	41
	Michael Campo	Penn State	2000	41
	Jared Berggren	Northern Colorado	2010	41



## ALL-STAR GAME MVP

The most impressive performance in a professional league all-star game in any sport by a former Tiger athlete was achieved on July 8, 1958. Pitching in his home stadium in Baltimore for the American League, former Tiger Billy O'Dell faced nine National League batters and retired all nine over the last three innings, helping the American League to a 4-3 win.

The list of players O'Dell retired included five future Hall of Fame players, Willie Mays, Stan Musial, Hank Aaron, Ernie Banks and Bill Mazeroski. He struck out two and allowed just one ball hit out of the infield. While Major League Baseball does not recognize an All-Star Game MVP until 1962, O'Dell was presented an MVP trophy that was sponsored by a local newspaper.

O'Dell pitched 13 years (1954,56-67) in the majors. His best year was in 1962 when he had a 19-14 record, 195 strikeouts and 20 complete games for the San Francisco Giants. Only Warren Spahn had more complete games among National Leaguers.

**RUSTY ADKINS HAD A 41-GAME HITTING STREAK FROM 1965-66, ONE OF THE LONGEST STREAKS IN NCAA HISTORY.**



**FORMER TIGER LEFTHANDER TOMMY CHAPMAN (1963-65) GAVE \$1 MILLION TO BUILD THE THOMAS F. CHAPMAN GRANDSTANDS, ADDING 1,000 PERMANENT SEATS TO DOUG KINGSMORE STADIUM.**

O'Dell was also fifth in the National League in strikeouts. Three of the four pitchers ahead of him were Sandy Koufax, Don Drysdale and Bob Gibson.

O'Dell started game-one of the 1962 World Series against the Yankees and Whitey Ford. He lost that game, but he did record a save in game-four.

### BATTERS O'DELL RETIRED IN THE 1958 ALL-STAR GAME

Player	Play
Johnny Logan	L-9
Willie Mays	6-3
Lee Walls	4-3
Stan Musial	6-3
Hank Aaron	6-3
Ernie Banks	K
Frank Thomas	P-2
Bill Mazeroski	K
Del Crandall	P-4

## ATTENDANCE

Clemson has been outstanding at Doug Kingsmore Stadium in terms of its record. Since it opened in 1970, the Tigers are 362-107 in ACC regular-season games, a 77.2 winning percentage, and 1092-285 overall, a 79.3 winning percentage. That is 1,377 games played at Doug Kingsmore Stadium entering 2015.

In Jack Leggett's head-coaching career, the Tigers have accumulated a 589-167 (.779) overall record and 202-78 (.721) record against the ACC in the friendly confines the last 21 seasons.

That success can be attributed in part to the tremendous fan support from Tiger faithful. Clemson has finished each of the last 21 seasons in the top 20 in the nation in average attendance. That includes top-10 finishes each of the last 13 seasons. Clemson was No. 9 in the nation in 2014 with an average of 4,379 fans for its 33 home dates.

The Tiger single-game attendance record was set on Sunday, March 7, 2004 against No. 5 South Carolina. The attendance on that afternoon was 6,480.

To order season tickets, which includes a reserved seat and the right to reserve the seat if the Tigers host an NCAA Regional, call 1-800-CLEMSON or log on to ClemsonTigers.com.

## BOB BRADLEY AWARD

For the 15th year in a row, the Tiger MVP of the Clemson-South Carolina series will receive the Bob Bradley Award. South Carolina's top player is presented the Tom Price Award. The presentation is made after the final regular-season game between the two rivals.

Both Bradley and Price had a tremendous positive influence on the baseball programs at Clemson and South Carolina as the school's sports information directors. Bradley passed away on Oct. 30, 2000. He served as the Tigers' baseball athletic communications director for 45 years and still served as Clemson's official scorer for most of the 2000 season. He also was inducted into Clemson's prestigious Ring of Honor in 2005. Price passed away on Feb. 1, 2008 at the age of 81 after 45 years of service to the Gamecock program.

The 2014 Bob Bradley Award winner was junior outfielder Tyler Slaton, who was 7-for-14 in three games.

## BOB BRADLEY & TOM PRICE AWARD WINNERS

Year	Bob Bradley Award	Tom Price Award
2001	Jeff Baker, 3B	Drew Meyer, SS
2002	Michael Johnson, 1B	Yaron Peters, 1B
2003	Michael Johnson, 1B	Aaron Rawl, RHP
2004	Herman Demmink, 2B	Steve Pearce, 3B
2005	Tyler Colvin, OF	Steve Pearce, 3B
2006	Daniel Moskos, LHP	Neil Giesler, 1B
2007	Wilson Boyd, OF	Justin Smoak, 1B
2008	Wilson Boyd, OF	Nick Godwin, RHP
2009	Kyle Parker, OF	DeAngelo Mack, OF
2010	Chris Epps, OF	Jackie Bradley Jr., OF
2011	Spencer Kieboom, C	Jake Williams, DH
2012	Richie Shaffer, 3B	Adam Matthews, OF
2013	Clate Schmidt, RHP	Jordan Montgomery, LHP
2014	Tyler Slaton, OF	Grayson Greiner, C

## BUSH, GEORGE

Not the 43rd United States President, but the 41st President played baseball against Clemson. During the 1947 NCAA Tournament, the Tigers traveled to Yale for an Elite Eight game against the Bulldogs and first-baseman George Bush. Bush went 1-for-4 that day in helping Yale to a 7-3 victory, allowing the Bulldogs to advance to the College World Series (then only four teams). It ended Clemson's Southern Conference Championship season at 24-5. Years later when he came to Clemson to speak, Sports Information Director Bob Bradley presented Bush with a laminated and framed copy of the scorebook from that game.

## CANNON, DANNY

A popular Clemson baseball tradition that began in the late 1990s was the singing of "Take Me Out to the Ballgame" during the "Seventh-Inning Stretch." The singer of this popular baseball tune is Danny Cannon, Clemson's version of Harry Caray.

Cannon is a fan-favorite who works in many capacities at Clemson. By day, he is an assistant manager for day-to-day operations in the Tigers' athletic facilities, a job he has held for 21 years. He lends a helping hand in whatever needs to be done.

After the 59-year-old, die-hard Tiger fan preps the stadium for gameday, he boisterously cheers on Clemson from his perch above the first-base dugout during the game. However, his highlight of each game is when he grabs the microphone and gives it all for his unique rendition of "Take Me Out to the Ballgame."

Cannon, who is retired from the Army after driving tanks among other duties for 20 years, then resumes his cleanup role after each game. He stays long after each fan has gone home to ensure that Doug Kingsmore Stadium is ready for Clemson's next home game.

## CHAPMAN, TOMMY

Atlanta resident Thomas F. Chapman, retired chairman and CEO of Equifax, Inc., gave Clemson University \$2 million to form a leadership program in the College of Business & Behavioral Science and to expand and enhance Doug Kingsmore Stadium.

One-million dollars of the gift supports the Thomas F. Chapman Leadership Scholars Program and \$1 million was used to build the Thomas F. Chapman Grandstands, adding 1,000 seats to Clemson's baseball stadium.



# GLOSSARY

As a student-athlete, Chapman received an IPTAY scholarship that funded his Clemson education. "I believe in paying back what is given to you," he said. "My athletic scholarship provided me an outstanding college experience and a future career in professional baseball upon graduation, as well as a quality education."

Chapman graduated from Clemson with an economics degree in 1965. While at Clemson, he was a two-time All-ACC pitcher, including a first-team pick in 1965 when he led the ACC in strikeouts (100). In his three years at Clemson, he was 12-7 with a 3.12 ERA.

Upon graduation, he became the first Tiger to be selected in the major league draft when he was taken by the Philadelphia Phillies in 1965. He played professional baseball until April 1968, when he was called to active military service.

Additional seating at Doug Kingsmore Stadium was the top need for students and season ticketholders. The Thomas F. Chapman Grandstands, completed prior to the 2010 season, has added 500 seats for students. An additional 500 grandstand seats are available for season ticketholders.

## COACHING CONSISTENCY

One element that a Clemson baseball player can depend on when he comes to Tigertown is consistency in coaching and winning. Clemson has had just two head coaches since the 1958 season. Bill Wilhelm guided the Tigers for 36 years (1958-93) and Jack Leggett, who had been the head coach at Western Carolina and an assistant under Wilhelm for the two years prior to his retirement, has been at Clemson as head coach for the past 21 years. That is 57 consecutive non-losing seasons for the Tiger program entering 2015.

A look to the NCAA recordbook shows that Leggett is tied for ninth in wins in NCAA Division I history with 1,300, while Wilhelm is tied for 18th with 1,161. Gene Stephenson, who served as head coach at Wichita State, is first with 1,837 wins in 36 seasons.

## CONFERENCE

Clemson is a member of the Atlantic Coast Conference. The Tigers were charter members of the league, which started in the 1953-54 academic year. Prior to that year, Clemson was in the Southern Conference from 1921-53. Clemson was in the Southern Intercollegiate Athletic Association before then and has been a charter member of every conference with which it has been affiliated.

Clemson has won the ACC regular-season title 21 times in 60 years, more than any other school. The Tigers have also won nine tourney titles, tied with Georgia Tech for the most championships, and have been to the finals 21 times, also a league-high. Overall, Clemson has been the declared ACC Champion 14 times, again more than any other school.

Competition in the ACC took a step up in 2005, when Miami (Fla.) and Virginia Tech were added to the conference. Then in 2006, Boston College joined the league as the 12th member.

Pittsburgh and Syracuse joined the ACC for the 2014 season, but Syracuse does not field baseball as a Division I sport. Maryland decided to leave the ACC in 2014, while Louisville took its place for its first baseball season in 2015. Notre Dame also joined the ACC for all sports except football in the 2013-14 academic year, meaning the ACC fields 14 baseball teams.

In 2015, ACC members are still playing 30 league games, meaning each of the 14 teams do not play three other teams during the regular season. The Tigers do not face Miami (Fla.), Pittsburgh and Virginia during the regular season.

## CONVENTION TIGERS

Two Tiger pitchers took part in national conventions this past offseason. In August, junior lefthander Matthew Crownover traveled to Houston, Texas for The Society for American Baseball Research (SABR) Convention, which featured the newest statistical innovations from the brightest minds around the industry. Then in January, junior righty Patrick Andrews traveled to Washington, D.C. for the annual NCAA Convention.

Crownover, along with his professor, Dr. Jimmy Sanderson, was invited to the event to present original research on MLB roster construction and the best strategies to employ when building a team through the draft versus free agency.

After several months of work and preparation, Crownover and Sanderson had enough data to deduce several conclusions. For example, they found that it was most effective for teams to have homegrown players, or those drafted by that particular team, at the left field, catcher and relief pitcher positions. With that and other information in hand, they presented their research and won the first-place prize for poster presentation.

Andrews was one of three student-athletes in the ACC selected to represent the conference at the NCAA Convention. In August, the NCAA approved a new governance structure that allows for autonomy of the 65 institutions that comprise the Power Five Conferences in Division I.

Some of the proposals at hand during the convention included concussion protocols, full cost of attendance (size of a full scholarship), insurance and career transition, scholarship protection and other ideas involving general autonomy. In essence, many of the proposals allow for an unprecedented level benefits for student-athletes at the 65 institutions.

Andrews, who was joined by Kaila Barber (Notre Dame track & field) and Artie Rowell (Pittsburgh football) as ACC student-athlete representatives, made the trek to our nation's capital not only to observe and offer ideas, but to be a voting member. Each of the Power Five Conferences had three student-athlete representatives (15 total), and each had a vote along with the 65 Power Five Conference institutions (80 total voting members).


## EZELL, DOC

Doc Ezell threw the first no-hitter in Clemson history when he no-hit Erskine on April 15, 1913. The contest was played on Bowman Field, the field in front of Tillman Hall in the heart of campus. He faced just 28 batters and struck out 12. Not only did he throw a no-hitter, he also belted a home run in the seventh inning. He is the only Tiger to throw a no-hitter and hit a home run in the same game.

One of the odd facts in Tiger history involves Erskine. Clemson's first no-hitter was thrown against the Flying Fleet and the first no-hitter against Clemson was thrown by Erskine.

## GUYON, JOE

Joe Guyon was a Native American who attended Carlisle Indian School (1912,13) and was a teammate of the great Jim Thorpe. Guyon also played two years on the gridiron under Head Coach



JOHN HEISMAN SERVED AS CLEMSON'S BASEBALL COACH FOR THREE YEARS (1901-03).

John Heisman at Georgia Tech and played on the 1917 National Championship team.

Guyon had the distinction of playing both professional football and baseball, and he was also named to the National Football Foundation Hall of Fame and the NFL Hall of Fame. An injury in baseball ended his playing career. From 1928-31, Guyon was Clemson's head baseball coach. He had a 42-36-3 (.537) record in four seasons in Tigertown.

## HEISMAN, JOHN

The man whose name is most recognized with college football holds a unique distinction at Clemson. Many people know that he was the head football coach for four seasons at Clemson, posting a 19-3-1 (.848) record, still the best winning percentage in Tiger history.

But he also served as the head baseball coach at Clemson between the 1901-03 seasons. Heisman, who was Clemson's second baseball coach, had a record of 28-6-1 (.814). It still holds today as the best winning percentage in Tiger history. Thus, he has the winning-percentage mark in both baseball and football at Clemson.

In late 1903, Georgia Tech, who had suffered a 73-0 loss to Heisman's gridders that same season, offered the young coach \$2,250 plus 30 percent of the net gate to coach football. Unfortunately for Clemson, he accepted.

## HOWARD, FRANK

Frank Howard is synonymous with Clemson football. But most people do not know that Howard was Clemson's baseball coach in 1943 and did quite well. He led the Tigers to a 12-3 record. The 80.0 winning percentage is one of the highest by any coach in Clemson baseball history.


The native of Barlow Bend, Ala. won 165 football games in 30 seasons at Clemson and was inducted into the College Football Hall of Fame in 1989. He served Clemson for 65 years, including as the track coach from 1931-39 and athletic director from 1940-71, all the while being the school's best-known ambassador.

Howard died at the age of 86 on Jan. 26, 1996. His ability to "bring the house down" when he spoke with his homespun oratory will forever be remembered by players, coaches, sportswriters and fans alike.

## IPTAY

IPTAY, started in 1934, originally standing for "I Pay Ten a Year", has a mission of supporting student-athletes of Clemson University. While the contribution levels have changed, the mission of IPTAY is still the same. These funds have a primary purpose of funding student-athlete scholarships for all varsity sports at the highest amounts allowed by the NCAA. IPTAY funds, along with leadership gifts from individual donors, have been instrumental in bringing facility projects, such as the Thomas F. Chapman Grandstands and new player facility at Doug Kingsmore Stadium, to fruition.

Call 864-656-2115 to reach the IPTAY office, located at the Northwest corner of Memorial Stadium.



PATRICK ANDREWS ATTENDED THE NCAA CONVENTION IN WASHINGTON, D.C. AS ONE OF THREE ACC STUDENT-ATHLETE REPRESENTATIVES IN JANUARY. MATTHEW CROWNOWER (INSET) WON AN AWARD AT THE SABR CONVENTION IN HOUSTON, TEXAS IN AUGUST.

# GLOSSARY

## LEGEND OF CLEMSON BASEBALL

For 36 seasons (1958-93), Bill Wilhelm led the Tiger program to 1,161 wins, making him the fifth-winningest coach in Division I history at the time of his retirement. But perhaps the most amazing stat of all is that Wilhelm never had a losing season.

Wilhelm's coaching career spanned nine United States Presidents, from Dwight Eisenhower to Bill Clinton. He coached 100 players who signed professional contracts, 20 All-Americans and 88 First-Team All-ACC players.

He coached Tiger teams to six College World Series and 11 ACC titles. No other ACC baseball coach has more than five titles.

Wilhelm passed away at the age of 81 on Dec. 24, 2010 in Seneca, S.C. after a lengthy illness. Up until his passing, he still came to most of the home games. Believe us, there was nothing like watching a baseball game with Wilhelm. It was like going to Fenway Park or Wrigley Field.

For his career achievements, he was inducted into the National College Baseball Hall of Fame in 2011. He became the first person associated with Clemson to be inducted into the Hall of Fame in Lubbock, Texas, which inducted its first class in 2006.

For more on the career of the legendary coach, see page 156.

## RALEIGH, N.C.

This ACC city has been the site of two of Clemson's most bizarre wins and one of the best individual performances in history. On April 7, 1979, Clemson scored 18 runs in the top of the ninth inning and defeated NC State 41-9. The 41 runs remain the most by one team in a game in ACC history.

Tiger Hall of Famer Neil Simons led the attack with three homers and a school-record-tying 10 RBIs. He hit a grand slam in the 18-run ninth inning. Robert Bonnette and Tony Masone each had five hits to pace the 27-hit attack. Every Tiger in the batting order had at least one hit, one run and one RBI. In fact, eight had at least three runs and seven had at least three RBIs.

Sixteen years and one week later (April 14, 1995), Clemson scored 11 runs in the top of the ninth inning and went on to a 17-15 win at NC State in extra innings. It is the greatest deficit overcome to gain victory in Tiger history. Clemson trailed 15-4 entering the top of the ninth inning, then scored the 11 runs to tie the score, even after the leadoff batter was retired. Clemson scored two runs in the 10th inning to gain victory. Future major leaguers Shane Monahan (three-run homer) and Matthew LeCroy (four RBIs) provided the big hits in the ninth inning. Another future major leaguer, Scott Winchester, earned the victory.

Ten years and nine days later (April 23, 2005), freshman second-baseman Taylor Harbin had one of the best games by a Tiger in history. Against the Wolfpack in Raleigh, he went 5-for-5 with three home runs, eight RBIs and five runs to lead the Tigers to a 16-9 victory. The three home runs came on consecutive pitches over three at-bats. Harbin became the fifth Tiger to hit three homers in an ACC game. Three of Clemson's six occurrences have taken place at NC State's Doak Field.

Harbin added a triple and single, as he only lacked a double for the cycle. Ironically, he led the ACC in doubles in 2005. The three homers tied a school record, while his 16 total bases broke the Tiger record of 15 that was established in 1951.

## REGIONAL HOSTS

The 2011 season marked the 13th time in history that Clemson hosted an NCAA Regional at Doug Kingsmore Stadium. The Tigers have a 43-11 record in NCAA Tournament games at home, including 38 wins in the last 45 games. One of the losses during that span came against Southern California, who defeated the Tigers 8-5 on May 23, 1998. That Trojan team went on to win the national title.

The Tigers, who have hosted four NCAA Super Regionals, first hosted an NCAA Regional in 1980. The Tigers swept through three games that year, including a 17-12 win over South Carolina that clinched Clemson's trip to Omaha.

The Tigers have celebrated a trip to Omaha by winning a regional or super regional on their home field seven times, including each of the last six times they have advanced to the College World Series.

Clemson has played host to a regional or super regional in 12 of the 21 years Jack Leggett has been head coach. The Tigers have a 40-9 NCAA Tournament record at home under Leggett. The 1994, 1998 and 2011 seasons are the only years Clemson failed to advance from a regional or super regional played at home under Leggett.

Clemson played an NCAA Tournament "play-in" game at the end of the 1954 season, but the official NCAA recordbook does not consider that to be an NCAA Tournament game. That year, Clemson lost to Virginia Tech 11-10 in a game at Clemson, then traveled to Blacksburg two days later and lost 7-1.

## CLEMSON'S HOME NCAA TOURNAMENTS UNDER JACK LEGGETT (40-9)


Year	Teams	NCAA Tournament	W-L	Attendance
1994	6	Regional	2-2	20,708
1995	6	Regional	4-0	25,600
1996	6	Regional	4-0	20,797
1998	6	Regional	1-2	19,022
2000	4	Regional	3-0	15,770
	2	Super Regional	2-0	12,700
2001	4	Regional	3-0	16,256
2002	4	Regional	3-0	18,435
	2	Super Regional	2-1	15,953
2005	4	Regional	3-0	21,485
2006	4	Regional	3-0	26,287
	2	Super Regional	2-0	11,234
2009	4	Regional	4-1	30,073
2010	2	Super Regional	2-1	17,620
2011	4	Regional	2-2	28,123

## QUICKEST TO THE MAJORS

A total of 52 former Tigers have played in a major league game, but no Tiger has gone from his last game in a Clemson uniform to playing in a major league game quicker than lefthander Billy O'Dell.

The All-American had an 8-3 record, a 0.79 ERA and 111 strikeouts in 91.1 innings pitched over 14 games (11 starts) in 1954. Clemson's last game of his final season came on May 24, 1954, and just 27 days later, he played in a game with the Baltimore Orioles.

The only four Tigers to play in a college and major league game in the same calendar year were Flint Rhem (1926), O'Dell, Ty Cline (1960) and Denny Walling (1975).



**BILLY O'DELL MADE HIS MAJOR LEAGUE DEBUT JUST 27 DAYS AFTER PLAYING HIS FINAL GAME AS A TIGER.**

## FEWEST DAYS FROM CLEMSON TO THE MAJOR LEAGUES

Rk	Player	Pos.	*Last CU Game	MLB Debut	Days
1.	Billy O'Dell	P	5-24-1954	6-20-1954	27
2.	Denny Walling	OF	5-24-1975	9-7-1975	106
3.	Flint Rhem	P	5-7-1926	9-7-1926	123
4.	Ty Cline	OF	5-14-1960	9-14-1960	123
5.	John McMakin	P	5-11-1901	4-19-1902	343
6.	Khalil Greene	SS	6-21-2002	9-3-2003	439
7.	Harold Stowe	P	6-15-1959	9-30-1960	473
8.	Brian Barnes	P	5-28-1989	9-14-1990	474

\* - Clemson's last game of the season

## SCORING IN EVERY INNING

One of the most difficult team accomplishments in baseball is to score at least one run in every inning. It has happened just six times in Tiger history. Only once was Clemson the visiting team in a nine-inning game so that it scored in nine different innings.

The first time it happened was at Clemson on May 16, 1950, when the Tigers beat South Carolina 18-9 in a nine-inning game. Clemson actually scored five runs in the second, one run in the fourth and exactly two runs in the other six innings. The Tigers accomplished the feat in a 26-0 win over South Carolina in 1960 at Clemson and in a 15-4 victory over Buffalo in 1969 at Clemson. Both of those games were seven-inning contests.

The only time Clemson accomplished the feat over nine innings in a road game took place on March 19, 1974 in a 24-2 win at Florida. That was an odd linescore, as Clemson scored seven runs in the fifth inning, 10 runs in the seventh inning and exactly one run in the other seven innings.

Clemson again accomplished the feat at Duke on April 9, 1988 in a 10-3 win in seven innings. The last time the Tigers scored in every inning was against Davidson on May 17, 2011 in Clemson's 19-0 win. However, that contest will be remembered more for the rain-delay antics of the two teams, which became a YouTube sensation.

## SCORING IN EVERY INNING

Date	Opponent	Inn.	W-L	Score
5-15-1950	South Carolina	9	W	18-9
4-25-1960	South Carolina	7	W	26-0
3-29-1969	Buffalo	7	W	15-4
3-19-1974	at Florida	9	W	24-2
4-9-1988	at Duke	7	W	10-3
5-17-2011	Davidson	9	W	19-0

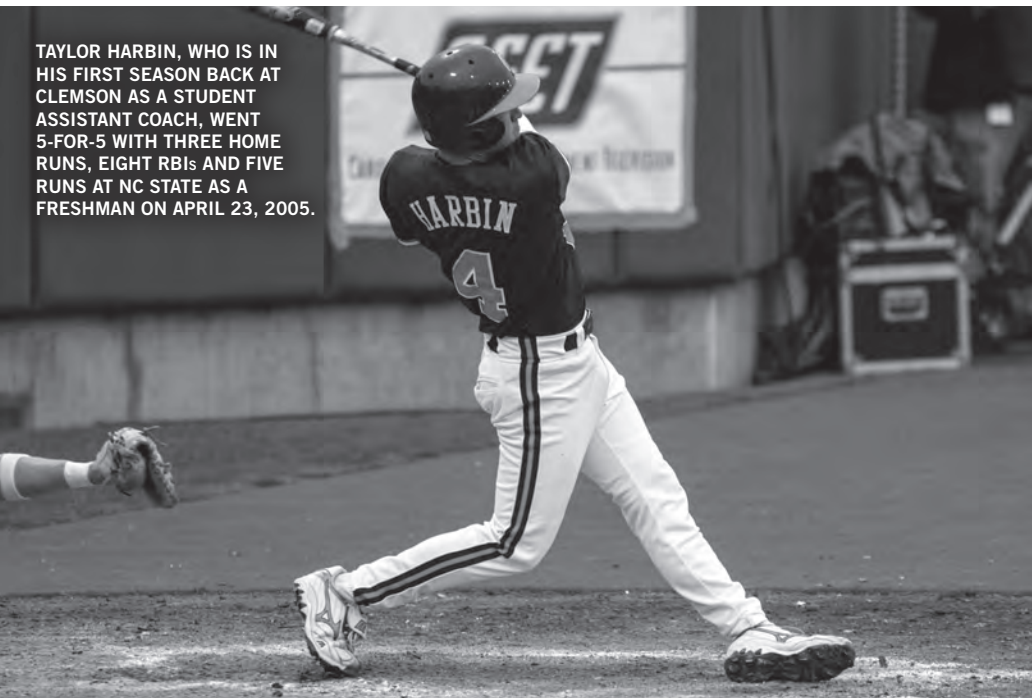
Note: Home games in bold.

## TWO-SPORT TIGERS UNDER JACK LEGGETT

Most Tiger fans are aware of Kyle Parker's prowess in two sports at Clemson. On the diamond, Parker was a First-Team All-ACC player in 2008 when he should have been a senior in high school. He also reached 25 career home runs in 103 games, quicker than any other Tiger in history. As a redshirt freshman on the gridiron in 2009, he quarterbacked Clemson to nine wins and was a second-team freshman All-American thanks to passing for 2,526 yards and 20 touchdowns.

He then accomplished his most remarkable accomplishment during the 2010 baseball season when he slugged 20 home runs, becoming the first Division I athlete in history to total 20 passing touchdowns and 20 homers in the same academic year. Parker made his major league debut with the Colorado Rockies in 2014.

**TAYLOR HARBIN, WHO IS IN HIS FIRST SEASON BACK AT CLEMSON AS A STUDENT ASSISTANT COACH, WENT 5-FOR-5 WITH THREE HOME RUNS, EIGHT RBIs AND FIVE RUNS AT NC STATE AS A FRESHMAN ON APRIL 23, 2005.**



# GLOSSARY

But Parker is not the only Tiger baseball player who has experienced success in two sports during Head Coach Jack Leggett's tenure (1994-13). Two have been placekickers, ironically the same position that Leggett played during his two-sport days at Maine. Matt Padgett (1996-98) was a career .318 hitter with 28 homers and 137 RBIs in 167 games, and he was also Clemson's starting placekicker in 1996. Jeff Sauve (1992-95) was a standout reliever who had an 18-7 record and 4.09 ERA in 204.2 innings pitched in his career. He was also the starting placekicker in 1995 when he was 15-20 on field goals.

Dexter McCleon (1993,94), Andre Humphrey (1994), Joe Don Reames (1999), C.J. Gaddis (2004) and D.J. Reader (2013) are five more Tigers who donned two different uniforms. McCleon played 90 games over two baseball seasons and helped quarterback the Tigers to a nine-win campaign in 1993 before eventually playing in the NFL as a cornerback. In his 10 years (148 games) in the NFL, McCleon totaled 31 interceptions.

## UNIFORM UNIQUENESS

Under legendary Head Coach Bill Wilhelm and up to today, Clemson has had a uniform uniqueness. The first aspect of the uniform stressed by Wilhelm was the word itself (uniform), which means "the same." Wilhelm wanted all of his players to look consistent and not have different pant lengths, different colored undershirts, etc. So he, with the help of some ideas from players and coaches, came up with "uniform" aspects that have stuck.

Wilhelm came up with the idea of wearing white shoes from Joe Lutz, who was the coach at Southern Illinois in the 1960s. Lutz was also the first to have female bat girls. Wilhelm liked those ideas, and the two have been with the Tiger program ever since.

But perhaps the most synonymous part of Tiger baseball is the long pants. Clemson was one of the first schools to wear non-wool uniforms. The Tigers wore nylon uniforms starting in 1968. This and having the long pants was done from the advice of a former major leaguer's (Rick Rickardt's) father, who was a doctor. Wilhelm read an article by Dr. Rickardt explaining how there was so much pressure being put around the upper portion of the lower leg due to wrapping rubber bands to keep players' socks from falling and having the elastic around the bottom of the pant legs.

A few years later, Bill Foley, a Tiger catcher in the mid-1970s, had just returned from a tournament in Japan. He had received a pair of long pants from Rawlings and wore them to practice one day before the 1976 season. Foley liked the nylon stretched pants and Wilhelm followed suit. Wilhelm liked how the pants did not have a zipper and how they were custom-made. He also liked that players could wear low socks and how that saved time and money from using the customary sanitary socks. Wilhelm decided to experiment with the long pants in 1978.

The jerseys were unique as well, because they did not tuck in. They were designed by Wilhelm to be worn outside and over the pants. They had a two-inch elastic band at the bottom. Wilhelm wanted to eliminate belts and did not want players to have to undo belts and tuck them in, especially after head-first slides.

Since then, Clemson has had a tradition of wearing white pants for all games, home and away, much to the chagrin of equipment managers.



**DANIEL GOSSETT  
PITCHED THE  
TIGERS TO A 9-3  
VICTORY OVER  
NO. 1 FLORIDA  
STATE ON MARCH  
21, 2014. IT WAS  
CLEMSON'S 17<sup>TH</sup>  
WIN OVER A TOP-  
RANKED TEAM.**

## WINNINGEST DIVISION I PROGRAMS

Clemson has the second-most wins among current ACC schools and is tied for eighth in NCAA Division I history with 2,677 according to the 2015 NCAA recordbook. Clemson enters its 118th season with a record of 2677-1491-30 (.641). Florida State is seventh with 2,708 wins, North Carolina is 10th with 2,670 victories and Miami (Fla.) is 24th with 2,436 wins.

You can stump some people with the answer to the question, "Who is the all-time leader?" The answer is the team Clemson beat in one of the longest NCAA Tourney games in history, a 3-2 win over Fordham that took 19 innings to complete in the 1988 NCAA Northeast Regional at New Britain, Conn. The Rams, who have been playing college baseball for 154 years, have an all-time record of 4366-2227-48 (.661).

### WINNINGEST DIVISION I PROGRAMS

Rk	School	Years	W	L	T	Win %
1.	Fordham	154	4366	2227	48	.661
2.	Texas	118	3349	1200	31	.735
3.	Southern California	120	2770	1574	28	.637
4.	Stanford	121	2763	1740	35	.613
5.	Michigan	141	2762	1618	37	.629
6.	Arizona State	103	2742	1335	8	.672
7.	Florida State	67	2708	1000	11	.730
8.	<b>Clemson</b>	<b>117</b>	<b>2677</b>	<b>1491</b>	<b>30</b>	<b>.641</b>
	Arizona	109	2677	1441	23	.649
10.	North Carolina	125	2670	1570	37	.629
11.	Washington State	119	2611	1651	7	.612
12.	Texas A&M	112	2515	1430	42	.636
13.	Mississippi State	125	2499	1462	27	.630
14.	Alabama	121	2496	1515	23	.622
15.	Minnesota	126	2494	1536	25	.618
16.	California	123	2477	1874	21	.569
17.	Oklahoma State	103	2475	1246	4	.665
18.	Illinois	135	2473	1607	38	.605
19.	Fresno State	86	2460	1460	8	.627
20.	South Carolina	122	2456	1463	17	.626
21.	Ohio State	131	2450	1600	40	.604
22.	Harvard	147	2445	1705	35	.588
23.	Oklahoma	109	2441	1414	11	.633
24.	Miami (Fla.)	70	2436	1000	18	.708
25.	Louisiana State	119	2399	1515	7	.613

## WINS OVER TOP-RANKED TEAMS

Clemson has defeated the No. 1 team in the nation in baseball 17 times, more than any other sport on the Tiger landscape. That list of 17 wins includes five over Florida State and four over Miami (Fla.). Only three of the 17 victories have taken place at Clemson.

The Tigers gained their 13th, 14th and 15th wins over a top-ranked team in 2012 when Clemson defeated No. 1 Florida State three times in four games. Clemson topped the Seminoles twice in three games at Doug Kingsmore Stadium. Amazingly, those were Clemson's first two victories over a top-ranked team at home. The Tigers then edged No. 1 Florida State 9-7 on Jon McGibbon's three-run walkoff homer in the ACC Tournament. Clemson has added two victories over the top-ranked team since.

Clemson's first wins in history over the No. 1 team in the nation in any sport took place at Miami in the 1977 NCAA Tournament on consecutive days. The Tigers downed the top-ranked Hurricanes on May 21 and May 22 to advance to the College World Series.

The Tigers also beat a top-ranked Hurricane team in 1986 in consecutive regular-season games at Greenville (S.C.) Municipal Stadium. The Tigers downed the Hurricanes 7-4 and 9-5, wins many believed would get Clemson into the then 40-team field. But the 42-21 Tigers were denied.

The baseball program has 17 of the Tiger sports program's 31 all-time wins over top-ranked teams. Men's soccer is second (6).

One of the more unusual circumstances surrounding the nation's No. 1 team took place in 1994. In what is believed to be the only time two top-ranked teams faced each other, Clemson beat Georgia Tech twice in three games at Atlanta, Ga. Clemson entered that series ranked No. 1 by Collegiate Baseball and USA Today, while Georgia Tech entered the series No. 1 by Baseball America. That was Jack Leggett's first year as Clemson's head coach.

## CLEMSON BASEBALL WINS OVER TOP-RANKED TEAMS

Date	Opponent	Site	Score
5-21-1977	Miami (Fla.)	Coral Gables, Fla.	7-2
5-22-1977	Miami (Fla.)	Coral Gables, Fla.	10-9
5-10-1986	Miami (Fla.)	Greenville, S.C.	7-4
5-11-1986	Miami (Fla.)	Greenville, S.C.	9-5
5-17-1993	Georgia Tech	Greenville, S.C.	9-8
5-13-1994	Georgia Tech	Atlanta, Ga.	(10)9-8
5-15-1994	Georgia Tech	Atlanta, Ga.	7-4
6-4-1996	Alabama	Omaha, Neb.	14-13
4-10-1999	Florida State	Tallahassee, Fla.	8-4
4-5-2006	South Carolina	Columbia, S.C.	3-2
3-27-2010 <sup>(1)</sup>	Virginia	Charlottesville, Va.	8-5
6-21-2010	Arizona State	Omaha, Neb.	6-3
<b>5-12-2012</b>	<b>Florida State</b>	<b>Clemson, S.C.</b>	<b>7-2</b>
<b>5-14-2012<sup>(1)</sup></b>	<b>Florida State</b>	<b>Clemson, S.C.</b>	<b>9-7</b>
5-25-2012	Florida State	Greensboro, N.C.	9-7
4-1-2013	North Carolina	Chapel Hill, N.C.	(11)5-4
<b>3-21-2014</b>	<b>Florida State</b>	<b>Clemson, S.C.</b>	<b>9-3</b>

Note: Home wins in **bold**.

## WORLD SERIES CHAMPIONS & ALL-STARS

Clemson has had four different former players win Major League World Series Championship rings. The first to do it was Flint Rhem, who was a member of the St. Louis Cardinals, champions of 1926 and 1931. Rhem was a pitcher who had a 20-7 record during the 1926 season, the most wins by a National League pitcher that year.

Tim Teufel was a member of the New York Mets in the 1986 season, the year they defeated the Boston Red Sox to win the World Series Championship. He hit .247 in 93 games for the Mets that year. Teufel played 1,073 games in his major league career.

Mark Davidson gave the Tigers a World Series Champion two years in a row when he played on the Minnesota team that won it all in 1987. Davidson played 102 games and hit .267 that season, his second year in the majors.

Jimmy Key has had the most impressive World Series career of all the former Tigers. He played on the 1992 Blue Jays and the 1996 Yankees teams that won the World Series. He holds the distinction of being the only pitcher to gain the clinching victory in two different World Series in the 1990s. He had a 2-0 record in the 1992 World Series, winning game-four and game-six, the latter in relief. He was 3-1 with a 2.50 ERA during his World Series career.

Two former Tigers have participated in the Major League All-Star Game. Billy O'Dell, a star pitcher for Clemson in the 1950s, is the only former Tiger to earn MVP honors in the All-Star Game. He earned the win and pitched 3.0 scoreless innings in the 1958 game at Baltimore, Md. He was a member of the Orioles at the time, so that was quite a special afternoon. O'Dell also played in the 1959 All-Star Game.

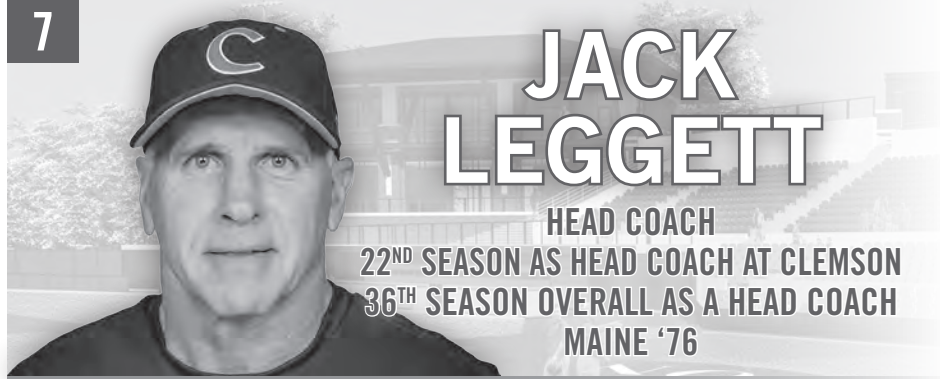
Key is the other former Tiger to play in an All-Star Game. He was chosen four times, including 1985, his rookie year. He was also chosen in 1991, 1993 and 1994. He is third to Brian Dawkins and Michael Dean Perry in Clemson athletic history in terms of All-Star Game selections at the professional level. Dawkins was selected to the Pro Bowl nine times, while Perry played in six Pro Bowls.



**DEXTER MCCLEON IS ONE OF MANY TIGERS WHO  
HAVE PLAYED ANOTHER SPORT ALONG WITH  
BASEBALL UNDER HEAD COACH JACK LEGGETT.**

# HEAD COACH JACK LEGGETT

7



## JACK LEGGETT

HEAD COACH

22<sup>ND</sup> SEASON AS HEAD COACH AT CLEMSON

36<sup>TH</sup> SEASON OVERALL AS A HEAD COACH  
MAINE '76

Jack Leggett is no stranger to success. In his first 21 seasons, he has led Clemson to 923 victories (44 per season), 20 NCAA Tournament appearances and six College World Series berths. Clemson is the seventh-winningest program in the nation during his time as head coach.

The enthusiastic mentor has not built up that win total against easy competition. Of his 923 wins, 236 (26 percent) have come against teams ranked in the top 25 of at least one of the three major polls. He also has 128 wins over top-10 teams, 68 victories in NCAA Tournament competition and has directed Clemson to a winning record in ACC regular-season games in 20 of his 21 seasons in Tigertown, one of only five schools in the nation who can make that claim.

Clemson's success is not limited to the long term, as the Tiger program is one of only 14 in the country that has played in the NCAA Tournament each of the last six seasons (2009-14).

For his accomplishments, Leggett was inducted into the ABCA Hall of Fame on Jan. 3, 2014 in Dallas, Texas. Leggett joined six other inductees during ABCA's annual convention.

The South Burlington, Vt. native has been with the program since 1992. He served as recruiting coordinator and assistant head coach under Bill Wilhelm (1992,93). He was a major contributor to two teams that were ranked in the final top 20 and reached the NCAA Regionals. The

Tigers also won the ACC Tournament title in 1993.

The word "championship" is also in the lexicon of terms when summarizing his 21 years as head coach in Tigertown. In 1994, Clemson won the ACC regular-season title and went on to win the tourney title as well. In 1995, the Tigers repeated as ACC regular-season champions and won the NCAA East Regional title.

The 1996 season brought Clemson another NCAA Regional title and a

second consecutive berth to the College World Series. In 1999, Clemson won four games in two days to capture the Fayetteville (Ark.) Regional. In 2006, the Tigers captured the Atlantic Division title with a 24-6 record and then won the ACC Tournament Championship.

The Tigers also won regional titles in 2000, 2001, 2002, 2005, 2006, 2007, 2009 and 2010. Leggett guided Clemson to the College World Series in 2000, 2002, 2006 and 2010 as well.

### THE LEGGETT FILE

**Full Name:** Jackson Scott Leggett

**Born:** March 5, 1954 in Bangor, Maine

**Education:** Bachelor's degree in physical education and minor in history at Maine (1976) ... master's degree in teacher education at Vermont (1980).

**Playing Experience:** Four-year letterman (baseball) at Maine (1973-76) ... three-year letterman (football) at Maine (1974-76).

**Coaching Experience:** Head coach at Vermont (1978-82) ... head coach at Western Carolina (1983-91) ... assistant head coach at Clemson (1992,93) ... head coach at Clemson (1994-14).

**Family:** Son, Tanner, and daughter, Colby ... wife, Karen ... Karen has three daughters, Kyla, Kristen, and Kacie, and a son, Kenny.



Seven of the 21 years have seen the Tigers finish in the top 10 of all three major polls, and there has been at least one top-25 final ranking in 16 of 21 seasons under Leggett.

For his accomplishments, he was named ACC Coach-of-the-Year in his first two seasons (1994,95). He is one of a few coaches in ACC history, regardless of sport, to be named ACC Coach-of-the-Year in each of his first two seasons. He also earned the same honor in 2006 when Clemson won the ACC title.

His demeanor is one of aggressiveness and passion for the game. One can see Leggett sprinting to the third-base coaching box between innings and charging into the pregame huddle to get his players fired up. He expects the same intensity and has gotten that out of his players.

His Tigers have shown excellence in all areas of the game. His first year (1994) as head coach was truly remarkable. With just three starters returning in the field, Clemson was unranked in the preseason top 20, but it quickly reached the top 20 of every poll with a two-game sweep of No. 9 Tennessee. Those were the first two of 19 wins over top-25 teams.

The 1994 Tigers (57-18) won a record 13 straight ACC games to open the season and ended the year with a 20-4 league ledger. After two wins over Miami (Fla.) in April of 1994, Clemson ascended to the No. 1 ranking in the nation according to Collegiate Baseball. It was just the second No. 1 ranking in school history.

Leggett's Tigers won the 1994 ACC regular-season title, then they captured the ACC Tournament title by winning four games against top-20 teams. It was just the fifth time in school history that the Tigers won the regular-season and ACC Tourney titles in one year. As a result, Clemson was rewarded as a regional host for the first time in 13 years.

Clemson was eliminated in the NCAA Regional, but it still concluded 1994 as the nation's winningest team. The summer following that season, Leggett was inducted into the University of Maine Hall of Fame.

In 1995, his Tigers had a 54-14 record due in part to an offense that was in the top 10 in the nation in scoring (8.4 runs per game). The team also had six players who would go on to play in the major leagues.


In 1996, the season ended with the Tiger pitching staff owning the best ERA (3.03) in the nation. With a 51-17 record, Clemson was fourth in the nation in wins. The 1996 team also produced eight major league draft picks, including seven in the first 17 rounds. Included



JACK & KAREN LEGGETT



# HEAD COACH JACK LEGGETT



in those selections were pitchers Kris Benson, the No. 1 overall pick, and Billy Koch, the No. 4 overall pick. It was only the second time in the history of the draft, which dates to 1965, that one school produced two of the first five picks.

In 1998, Clemson reached No. 3 in the nation and finished as high as No. 19. In 1999, Clemson was 6-6 against top-10 teams even though just one of the games was at home. That squad won four elimination games in two days to capture the Fayetteville (Ark.) Regional title, then came one inning from advancing to Omaha, as the Tigers lost game-three in the College Station (Texas) Super Regional against Texas A&M.

In 2000, Clemson climbed to the No. 1 ranking by Collegiate Baseball after opening the season 23-3. The Tigers traveled back to Omaha for the first time in four seasons. Clemson won a game in the College World Series

after sweeping its way through the regional and super regional rounds. The Tigers ended the year with a 51-18 record and finished second in the ACC. Clemson claimed 14 wins over top-25 teams, including 11 victories against top-10 teams.

The 2001 season saw Clemson triumph over adversity. The Tigers suffered a five-game losing streak along with the unexpected loss of seniors Patrick Boyd and Mike Proto to injury. But Clemson finished second in the ACC and was a step away from Omaha before being eliminated by eventual National Champion Miami (Fla.).

In 2002, Leggett received region coach-of-the-year honors by ABCA, as the Tigers were 54-17 and finished tied for third in the nation in Omaha. That team also featured eight draft picks, including unanimous National Player-of-the-Year Khalil Greene. Greene set the national career record for doubles (95) and finished second in hits (403).

The 2004 campaign was one of adversity overcome, as Clemson started 9-10 but went 18-4 in its next 22 games. The team played in the Athens (Ga.) Regional and overcame a seven-run deficit to defeat host Georgia to stay alive. But the Bulldogs rallied in the title game to claim the crown. He also coached nine Tigers who were picked in the 2004 draft.

The 2005 Tigers played one of their toughest schedules in history, which included 42 of their 66 games against teams that played in the NCAA Tournament. Clemson still managed to come within one win of a trip to the College World Series, falling in three games at Baylor in the Waco (Texas) Super Regional. Clemson was 19-9 against top-25 ranked teams and won 21 ACC regular-season games, finishing in second place in the ACC standings.

In 2006, Clemson had the best ACC record and won the ACC Tournament title. The Tigers later advanced to the College World Series and finished ranked No. 5 in all three polls with a 53-16 record, including a 26-9 mark against top-25 ranked teams. Clemson had a 3.26 ERA, the sixth-best figure in the nation, one of many reasons Leggett was named ACC Coach-of-the-Year. Tyler Colvin and Andy D'Alessio were both first-team All-Americans, while Josh Cribb earned third-team All-America honors. Colvin (No. 13 overall pick) was one of 10 Tigers selected in the 2006 draft as well.

Clemson continued its postseason success in 2007 when it advanced to the Starkville (Miss.) Super Regional after winning the Myrtle Beach (S.C.) Regional with a 3-0

## LEGGETT'S COACHING RECORD

Year	School	Position(s)	W-L	NCAA
1978	Vermont	HC	11-9	
1979	Vermont	HC	12-11	
1980	Vermont	HC	12-16	
1981	Vermont	HC	22-15	
1982	Vermont	HC	18-10	
1983	Western Carolina	HC	25-20	
1984	Western Carolina	HC	37-20	
1985*	Western Carolina	HC	37-35	Regional
1986*	Western Carolina	HC	33-28	Regional
1987*	Western Carolina	HC	36-20	Regional
1988*	Western Carolina	HC	38-24	Regional
1989*	Western Carolina	HC	23-31	Regional
1990	Western Carolina	HC	37-25	
1991	Western Carolina	HC	36-26	
1992	Clemson	AHC,RC	50-14	Regional
1993*	Clemson	AHC,RC	45-20	Regional
1994*	Clemson	HC	57-18	Regional
1995	Clemson	HC	54-14	CWS
1996	Clemson	HC	51-17	CWS
1997	Clemson	HC	41-23	Regional
1998	Clemson	HC	43-16	Regional
1999	Clemson	HC	42-27	Super Regional
2000	Clemson	HC	51-18	CWS
2001	Clemson	HC	41-22	Super Regional
2002	Clemson	HC	54-17	CWS
2003	Clemson	HC	39-22	Regional
2004	Clemson	HC	39-26	Regional
2005	Clemson	HC	43-23	Super Regional
2006*	Clemson	HC	53-16	CWS
2007	Clemson	HC	41-23	Super Regional
2008	Clemson	HC	31-27-1	
2009	Clemson	HC	44-22	Super Regional
2010	Clemson	HC	45-25	CWS
2011	Clemson	HC	43-20	Regional
2012	Clemson	HC	35-28	Regional
2013	Clemson	HC	40-22	Regional
2014	Clemson	HC	36-25	Regional

\* - conference champion

Seasons as a full-time NCAA coach:	37
Winning seasons:	35
NCAA Tournament appearances:	27
Record as an assistant coach:	95-34 (.736)
Record as a head coach:	1300-741-1 (.637)

## HEAD COACHING RECORD BY SCHOOL

School	Seasons	Years	W-L	Win %
Vermont	5	1978-82	75-61	.551
Western Carolina	9	1983-91	302-229	.569
<b>Clemson</b>	<b>21</b>	<b>1994-14</b>	<b>923-451-1</b>	<b>.672</b>
<b>Totals</b>	<b>35</b>	<b>1978-91,94-14</b>	<b>1300-741-1</b>	<b>.637</b>

## CLEMSON HEAD COACHING RECORD

Year	Overall	ACC	Finish	NCAA
1994^	57-18	20-4	1st	Regional
1995	54-14	20-4	1st	CWS
1996	51-17	17-7	2nd	CWS
1997	41-23	13-10	4th	Regional
1998	43-16	14-9	T-2nd	Regional
1999	42-27	13-10	3rd	Super Regional
2000	51-18	17-7	2nd	CWS
2001	41-22	17-7	2nd	Super Regional
2002	54-17	16-8	4th	CWS
2003	39-22	15-9	T-3rd	Regional
2004	39-26	14-10	T-4th	Regional
2005	43-23	21-9	2nd	Super Regional
2006^	53-16	24-6	*1st	CWS
2007	41-23	18-12	*2nd	Super Regional
2008	31-27-1	11-18-1	*4th	-----
2009	44-22	19-11	*2nd	Super Regional
2010	45-25	18-12	*T-1st	CWS
2011	43-20	17-13	*2nd	Regional
2012	35-28	16-14	*3rd	Regional
2013	40-22	18-12	*3rd	Regional
2014	36-25	15-14	T-2nd	Regional
<b>Totals</b>	<b>923-451-1</b>	<b>353-206-1</b>		<b>20 NCAA Tournaments</b>

\* - Atlantic Division; ^ - ACC Tournament Champion

record. The squad had a 41-23 record and finished in the top 15 of the polls. D'Alessio tied the school record with 59 career homers. He was one of a school-record 11 draft picks, five of which were taken in the first three rounds. Lefthander Daniel Moskos was the No. 4 overall pick of the draft.



# HEAD COACH JACK LEGGETT

In 2009, Leggett directed the Tigers to another super regional after the Tigers won the Clemson Regional in dramatic fashion. The Tigers trailed 5-1 in the seventh inning of the championship game against Oklahoma State before they rallied for a 6-5 win thanks to Kyle Parker's two-out, two-run single in the eighth inning. Clemson did not lose more than two games in a row all season and finished No. 5 in the nation in ERA. The Tigers also had nine draft picks.

The 2010 squad overcame a midseason slump to advance to the College World Series for the sixth time under Leggett. Led by Parker, a first-team All-American, Clemson swept Florida State at home in the final weekend to capture the ACC Atlantic Division title. In the Auburn (Ala.) Regional, Clemson defeated Auburn twice in three games to advance to the Clemson Super Regional, where the Tigers topped Alabama twice in three games. In Omaha, Clemson won two games and reached the Final Four under Leggett, who was named ABCA Atlantic Region Coach-of-the-Year.

The 2011 Tigers started the season 14-12, but under Leggett's direction, Clemson finished the season 29-8 in its last 37 games. The Tigers were sixth in the nation in batting average (.318) and led the ACC by 14 points. Brad Miller was named ACC Player-of-the-Year and a first-team All-American after leading the ACC in batting average (.395).

In 2012, the Tigers had five walkoff hits and set a school record with a .973 fielding percentage. Clemson won six games against top-10 teams, including three wins in four games against No. 1 Florida State. Clemson's first four batters in the lineup all earned All-ACC honors, including third-baseman Richie Shaffer, who was a first-team All-American.

The 2013 Tigers had winning streaks of 11 and nine games during the second half of the season to finish with 40 wins. The squad finished the season ranked No. 25 in the nation in the coaches poll. Righthander Daniel Gossett had 10 wins, the first Tiger to do that since 2002.

In 2014, five of Clemson's starters in the field and its top-two starting pitchers earned All-ACC honors, led by Gossett's first-team selection. In all, Leggett coached seven All-ACC players in 2014, tied for second-most in the league.

Leggett has 1,300 career wins and is the nation's fifth-winningest active Division I head coach. He reached the

1,300-win mark in Clemson's 3-2 walkoff win over No. 3 Miami (Fla.) in the ACC Tournament on May 22, 2014. In 2007, he became just the 29th coach in Division I history to reach 1,000 career wins.

Leggett has a 92-78 record against SEC teams as the Tiger head coach, including a 53-26 record at Doug Kingsmore Stadium.

Leggett has a career record of 1300-741-1, seven conference championships and 25 NCAA Tournament appearances on his resumé. So far, 116 of the players Leggett has brought to Tigertown have been drafted and/or signed a professional baseball contract.

Prior to his move to Clemson, he was a head coach for 14 years (five at Vermont, nine at Western Carolina). He already had 377 career wins, 302 at Western Carolina and 75 at Vermont, before he came to Clemson.

Leggett led Western Carolina to five NCAA Tournaments (1985-89), five Southern Conference titles and a top-30 ranking during his tenure as head coach. His 1988 team set the school record for wins, posting a 38-24 record, while the 1989 squad won its fifth-consecutive Southern Conference title. The Catamounts averaged 33 wins a season during his time in Cullowhee, N.C., and his teams played in the conference title game in eight of the nine seasons.

The 1991 Catamounts posted a 36-26 record. One of the 36 wins came in a 9-7 victory over Clemson on March 31, one of just 10 losses the No. 4 Tigers had that year. Leggett was named ABCA Atlantic Region Coach-of-the-Year and Southern Conference Coach-of-the-Year in 1987. In 1989, he was appointed to the NCAA Division I Baseball Committee and served on the committee through the 1995 season.

In his tenure at Western Carolina, Leggett produced 35 First-Team All-SoCon players, six conference players-of-the-year and had 16 players sign professional contracts. Of the Catamounts who played under him for four seasons, 100 percent graduated and more than 50 percent compiled a 3.0-or-better GPA. He was also inducted into the Western Carolina Athletic Hall of Fame in 2001.

Before going to Western Carolina for the 1983 season, Leggett spent five seasons at Vermont, where he turned the program into a consistent winner. He coached the Vermont club team in 1977, then he organized and coached the school's first intercollegiate team in 1978. At age 23, Leggett was the youngest coach in the country.

## LEGGETT VS. ACC & SEC

### LEGGETT VS. ACC TEAMS AS CLEMSON HEAD COACH

Team	Overall	Home	Away	Neutral
Boston College	20-7	10-5	10-2	0-0
Duke	47-16-1	25-5	20-9-1	2-2
Florida State	36-43	20-13	10-20	6-10
Georgia Tech	42-35	21-8	10-20	11-7
Maryland	54-10	27-3	24-7	3-0
Miami (Fla.)	15-14	8-7	4-5	3-2
North Carolina	32-31	14-13	14-13	4-5
NC State	47-27	23-9	15-15	9-3
Notre Dame	1-2	0-0	1-2	0-0
Pittsburgh	2-1	0-0	2-1	0-0
Virginia	33-32	17-10	14-16	2-6
Virginia Tech	20-5	12-0	8-4	0-1
Wake Forest	47-22	25-5	19-14	3-3
<b>Totals</b>	<b>396-245-1</b>	<b>202-78</b>	<b>151-128-1</b>	<b>43-39</b>

Note: Includes records vs. teams as ACC members.

### LEGGETT VS. SEC TEAMS AS CLEMSON HEAD COACH

Team	Overall	Home	Away	Neutral
Alabama	4-1	3-1	0-0	1-0
Arkansas	3-1	2-1	1-0	0-0
Auburn	9-9	4-3	4-6	1-0
Georgia	26-19	14-6	12-13	0-0
Kentucky	3-0	3-0	0-0	0-0
Mississippi State	3-2	3-0	0-2	0-0
South Carolina	35-43	18-15	16-20	1-8
Tennessee	9-3	6-0	3-2	0-1
<b>Totals</b>	<b>92-78</b>	<b>53-26</b>	<b>36-43</b>	<b>3-9</b>

Note: Includes records vs. teams as SEC members.

He had a winning season in his first year and had a 75-61 overall record at Vermont.

Leggett graduated with honors from Maine in 1976, where he was an all-star performer in both baseball and football. He captained the 1976 Maine team that advanced to the College World Series, and he was a two-time All-Yankee Conference honoree in football as a defensive back and placekicker. He still holds the Maine record for the longest field goal, a 52-yarder.

Leggett has two children, son, Tanner, and daughter, Colby. Tanner lettered twice (2005,06) on the Clemson baseball team and graduated with a degree in marketing in 2006, while Colby graduated from Ohio State. Jack and Karen were married on Aug. 6, 2005. Karen has four children, three daughters, Kyla, Kristen, and Kacie, and a son, Kenny.



IN MAY 2014, JACK LEGGETT AND MEMBERS OF THE 1954 TEAM, INCLUDING BILLY O'DELL AND DOUG KINGSMORE, CELEBRATED THE 60-YEAR ANNIVERSARY OF THE TIGERS' FIRST ACC CHAMPIONSHIP SQUAD.

# LEGGETT BY THE NUMBERS



- 3** | Number of times Leggett has been named ACC Coach-of-the-Year (1994,95,06) as head coach at Clemson.
- 6** | Number of times Leggett has led the Tiger program to the College World Series.
- 7** | Clemson's national ranking in terms of victories since Leggett became head coach of the Tiger program in 1994.
- 11** | Number of first-round draft picks Clemson has had during Leggett's tenure.
- 20** | Number of times in 21 years Leggett has led Clemson to an NCAA Regional.
- 20** | Number of weeks ranked No. 1 in the nation in at least one of the major polls under Leggett.
- 21** | Number of players Leggett has coached at Clemson who have played in the major leagues.
- 31** | Number of All-Americans Leggett has coached as head coach at Clemson.
- 52** | The length of field goal in yards that Leggett booted as a placekicker at Maine in the 1970s. It is still the longest field goal by a Black Bear in history.
- 68** | Number of NCAA Tournament games the Tigers have won in Leggett's tenure at Clemson.
- 116** | Number of players Leggett has coached at Clemson who have either been drafted or signed a professional contract.
- 147** | Number of weeks ranked in the top 10 of at least one of the major polls under Leggett.
- 236** | Number of wins Clemson has had against top-25 ranked teams in Leggett's tenure.
- 328** | Number of weeks ranked in the top 25 of at least one of the major polls under Leggett.
- 353** | Number of ACC regular-season wins Leggett has totaled in 21 years at Clemson, an average of 17 per season.
- 923** | Number of wins Leggett has totaled in 21 years at Clemson, an average of 44 per season.
- 1,300** | Number of Leggett's wins in 35 years as a head coach.
- 1,375** | Number of Leggett's games in 21 years at Clemson.
- 2,042** | Number of Leggett's games in 35 years as a head coach.
- 9,940** | Number of runs Clemson has scored in 21 years under Leggett.

## WINNINGEST ACTIVE HEAD COACHES

Rk	Head Coach	Current School	Years	Wins
1.	Augie Garrido	Texas	43	1834
2.	Mike Martin	Florida State	35	1813
3.	Mark Marquess	Stanford	38	1530
4.	Jim Morris	Miami (Fla.)	33	1435
5.	<b>Jack Leggett</b>	<b>Clemson</b>	<b>35</b>	<b>1300</b>
6.	Jim Gilligan	Lamar	36	1276
7.	Pete Dunn	Stetson	35	1254
8.	John Anderson	Minnesota	33	1151
9.	Danny Hall	Georgia Tech	27	1099
10.	Keith Guttin	Missouri State	32	1089
11.	Paul Mainieri	Louisiana State	26	1046
12.	Wayne Graham	Rice	23	1039
13.	Mike Gillespie	UC Irvine	27	1037
14.	Tony Robichaux	Louisiana-Lafayette	28	995
15.	Andy Lopez	Arizona	26	978
16.	Bill Brown	George Mason	33	929
17.	Elliott Avent	NC State	26	905
18.	Roger Cador	Southern	30	860
19.	Gary McClure	Austin Peay	27	822
20.	Dave Van Horn	Arkansas	20	804
21.	Fred Jordan	The Citadel	23	770
22.	Paul Kostopoulos	Navy	25	760
23.	Mark Scaff	UNC Wilmington	23	758
24.	Gary Gilmore	Coastal Carolina	19	753
25.	Tony Rossi	Siena	38	741

Note: Only includes wins as a Division I head coach.

## WINS (1994-14)

Rk	Team	Wins	Avg.
1.	Florida State	1056	50.3
2.	Rice	974	46.4
3.	Wichita State	962	45.8
4.	Louisiana State	958	45.6
5.	Cal State Fullerton	935	44.5
6.	Miami (Fla.)	931	44.3
7.	<b>Clemson</b>	<b>923</b>	<b>44.0</b>
8.	South Carolina	917	43.7
9.	North Carolina	906	43.1
10.	Texas	895	42.6
11.	Georgia Tech	891	42.4
12.	Arizona State	875	41.7
13.	Florida	841	40.0
14.	Oklahoma State	839	40.0
	Stanford	839	40.0
16.	Tulane	827	39.4
17.	Alabama	816	38.9
	Texas A&M	816	38.9
19.	Notre Dame	808	38.5
	Oral Roberts	808	38.5
21.	NC State	805	38.3
22.	Coastal Carolina	800	38.1
23.	Oklahoma	795	37.9
24.	Arkansas	793	37.8
25.	Ohio State	791	37.7

# LEGGETT'S 236 TOP-25 WINS

Date	Opponent	Rank	Site	Score
2-19-94	Tennessee	9-15-NR	H	14-1
2-20-94	Tennessee	9-15-NR	H	4-2
3-25-94	Washington	22-19-16	N1	3-2
4-6-94	South Carolina	NR-NR-17	A	7-2
4-8-94	NC State	19-29-16	H	<sup>(10)</sup> 10-8
4-9-94	NC State	19-29-16	H	9-5
4-10-94	NC State	19-29-16	H	6-5
4-22-94	North Carolina	NR-NR-22	A	11-1
4-24-94	North Carolina	NR-NR-22	A	3-2
4-26-94	Tennessee	11-13-14	A	3-2
4-29-94	Miami (Fla.)	4-3-3	H	7-5
5-1-94	Miami (Fla.)	4-3-3	H	<sup>(12)</sup> 9-8
5-7-94	Florida State	2-5-3	H	5-2
5-8-94	Florida State	2-5-3	H	9-5
5-13-94	Georgia Tech	1-2-3	A	<sup>(10)</sup> 9-8
5-15-94	Georgia Tech	1-2-3	A	7-4
5-19-94	NC State	24-NR-20	N2	17-5
5-20-94	Georgia Tech	2-3-2	N2	9-6
5-22-94	Florida State	8-13-8	N2	4-1
3-1-95	Tennessee	11-8-11	H	<sup>(10)</sup> 6-4
3-2-95	Tennessee	11-8-11	H	7-6
3-4-95	Old Dominion <sup>(1)</sup>	21-NR-NR	H	10-5
3-4-95	Old Dominion <sup>(2)</sup>	21-NR-NR	H	12-6
3-5-95	Old Dominion	21-NR-NR	H	7-1
3-7-95	James Madison	25-NR-NR	H	5-0
3-8-95	James Madison	25-NR-NR	H	16-6
3-21-95	Old Dominion	24-NR-NR	A	9-7
3-22-95	Old Dominion	24-NR-NR	A	4-2
4-14-95	NC State	NR-NR-25	A	<sup>(10)</sup> 17-15
4-15-95	NC State	NR-NR-25	A	13-1
4-16-95	NC State	NR-NR-25	A	13-4
5-13-95	Miami (Fla.)	9-11-11	A	7-5
5-19-95	Florida State	5-7-6	N2	11-0
5-28-95	Alabama	19-17-16	H	7-4
2-16-96	South Florida	22-NR-NR	H	4-0
2-27-96	Tennessee	4-7-7	A	8-3
2-28-96	Tennessee	4-7-7	A	<sup>(10)</sup> 10-4
4-26-96	NC State	18-20-17	H	14-0
5-4-96	Florida State	4-6-3	H	3-0
5-5-96	Florida State	4-6-3	H	2-1
5-6-96	Florida State	7-8-7	H	2-0
5-10-96	Georgia Tech	NR-18-NR	A	<sup>(10)</sup> 9-8



JACK LEGGETT HAS AVERAGED OVER 11 TOP-25 WINS PER SEASON AT CLEMSON.

5-12-96	Georgia Tech	NR-18-NR	A	9-2
5-24-96	Old Dominion	25-NR-NR	H	5-1
5-26-96	Tennessee	12-12-16	H	12-5


6-2-96	Oklahoma State	11-8-17	N3	<sup>(10)</sup> 8-5
6-4-96	Alabama	1-2-3	N3	14-13
2-27-97	Cal State Northridge	23-19-25	N4	8-7
4-4-97	Florida State	9-7-8	A	10-7
4-15-97	Tennessee	8-11-9	H	13-5
4-25-97	Georgia Tech	18-6-10	H	7-4
5-15-97	Georgia Tech	11-4-6	N5	7-4
5-17-97	NC State	20-20-19	N5	<sup>(10)</sup> 11-6
2-8-98	Auburn	11-22-10	N6	9-4
4-1-98	South Carolina	8-8-9	A	6-4
4-17-98	NC State	NR-NR-24	H	<sup>(12)</sup> 11-10
4-18-98	NC State	NR-NR-24	H	17-6
4-24-98	Florida State	11-11-10	H	2-1
4-25-98	Florida State	11-11-10	H	5-4
5-9-98	North Carolina <sup>(2)</sup>	24-NR-NR	A	8-1
5-10-98	North Carolina	24-NR-NR	A	7-6
2-25-99	Washington	NR-24-NR	N4	13-12
4-3-99	Miami (Fla.)	8-6-6	N7	7-5
4-10-99	Florida State	1-1-1	A	8-4
4-21-99	South Carolina	20-22-20	H	5-4
4-23-99	Georgia Tech	NR-19-21	H	24-4
4-24-99	Georgia Tech	NR-19-21	H	13-8
4-25-99	Georgia Tech	NR-19-21	H	6-5
5-9-99	North Carolina	12-10-14	H	20-7
5-10-99	North Carolina	15-14-18	H	5-4
5-22-99	Florida State	3-2-3	N8	8-7
5-29-99	Arkansas	10-8-10	A	12-4
6-5-99	Texas A&M	2-6-5	A	10-3
1-28-00	Rice	14-7-7	N9	3-1
1-29-00	Miami (Fla.)	5-5-4	N9	4-0
3-14-00	East Carolina	22-17-21	H	7-0
4-1-00	North Carolina	10-13-8	A	10-2
4-15-00	Wake Forest <sup>(1)</sup>	12-11-15	H	<sup>(12)</sup> 6-5
4-15-00	Wake Forest <sup>(2)</sup>	12-11-15	H	5-4
4-30-00	Georgia Tech	8-5-11	A	13-12
5-6-00	Florida State	2-2-2	H	8-7
5-7-00	Florida State	2-2-2	H	5-4
5-8-00	Florida State	7-4-4	H	7-4
5-18-00	Florida State	8-8-4	N7	8-4
6-2-00	Mississippi State	14-10-14	H	11-4
6-3-00	Mississippi State	14-10-14	H	9-4
6-9-00	San Jose State	12-7-NR	N3	10-6
3-3-01	South Carolina	7-4-6	A	7-4
3-23-01	Wake Forest	20-24-20	A	<sup>(12)</sup> 4-1
3-25-01	Wake Forest	20-24-20	A	9-1
4-20-01	Georgia Tech	9-11-7	H	3-0
4-21-01	Georgia Tech	9-11-7	H	5-1
2-22-02	Auburn	NR-NR-25	H	7-4
2-23-02	Auburn	NR-NR-25	H	8-5
2-24-02	Auburn	NR-NR-25	H	6-5
3-2-02	South Carolina	5-4-4	A	9-7
3-3-02	South Carolina	5-4-4	H	<sup>(10)</sup> 11-10
4-12-02	North Carolina	21-13-24	A	<sup>(10)</sup> 11-7
4-13-02	North Carolina	21-13-24	A	4-2
4-24-02	South Carolina	5-5-6	A	4-1
4-27-02	Wake Forest	3-5-3	H	5-3
4-28-02	Wake Forest	3-5-3	H	4-0
5-4-02	Georgia Tech	13-13-9	A	12-9
5-22-02	Georgia Tech	10-9-7	N5	10-0
5-25-02	Wake Forest	5-2-4	N5	8-6
6-1-02	East Carolina	NR-NR-22	H	4-2
6-2-02	East Carolina	NR-NR-22	H	21-1
6-8-02	Arkansas	25-18-NR	H	8-7
6-9-02	Arkansas	25-18-NR	H	7-4
6-14-02	Nebraska	9-7-13	N3	11-10
6-16-02	Georgia Tech	8-6-9	N3	9-7
2-22-03	Auburn <sup>(1)</sup>	16-23-16	A	11-8
3-1-03	South Carolina	10-6-7	H	8-0
3-29-03	NC State <sup>(2)</sup>	17-16-21	A10	12-10
4-2-03	South Carolina	NR-22-20	A	4-2
4-11-03	Florida State	3-2-2	A	8-4
4-25-03	Georgia Tech	7-4-4	H	<sup>(10)</sup> 9-7
4-26-03	Georgia Tech	7-4-4	H	10-5
4-27-03	Georgia Tech	7-4-4	H	11-3
3-12-04	Auburn	7-12-9	H	14-9
4-7-04	South Carolina	6-9-7	H	9-4
4-14-04	South Carolina	6-13-6	A	13-5
4-16-04	North Carolina	20-10-17	A	2-1
4-18-04	North Carolina	20-10-17	A	<sup>(10)</sup> 4-2
5-3-04	Florida State	NR-24-NR	H	18-9
5-7-04	Central Florida	24-NR-NR	H	8-5
5-26-04	North Carolina	NR-23-20	N11	7-6
6-6-04	Georgia <sup>(1)</sup>	11-10-20	A	10-9
2-25-05	California-Irvine	18-20-24	H	3-2
2-26-05	California-Irvine	18-20-24	H	5-4
2-27-05	California-Irvine	18-20-24	H	10-2
3-19-05	North Carolina	13-9-14	H	9-1
3-20-05	North Carolina	13-9-14	H	7-3
3-29-05	Coastal Carolina	NR-25-NR	H	14-5



OF JACK LEGGETT'S 236 TOP-25 VICTORIES AS HEAD COACH OF THE TIGERS, 126 HAVE BEEN RECORDED AT DOUG KINGSMORE STADIUM.

# LEGGETT'S 236 TOP-25 WINS

OVER 25 PERCENT (236 OF 923) OF JACK LEGGETT'S WINS IN 21 SEASONS AT CLEMSON HAVE COME AGAINST TOP-25 TEAMS. HE ALSO HAS 128 TOP-10 WINS AND 63 TOP-FIVE VICTORIES.



3-30-05	Coastal Carolina	NR-25-NR	H	8-1
4-3-05	Florida State <sup>(2)</sup>	17-6-10	A	7-3
4-13-05	South Carolina	8-5-4	H	12-2
4-20-05	South Carolina	13-13-8	A	7-5
4-30-05	Georgia Tech	7-6-8	H	6-5
5-17-05	College of Charleston	NR-20-24	H	8-5
5-19-05	Miami (Fla.)	4-7-4	H	15-5
5-20-05	Miami (Fla.)	4-7-4	H	9-2
5-21-05	Miami (Fla.)	4-7-4	H	6-2
5-26-05	Miami (Fla.)	12-13-8	N12	9-1
5-27-05	NC State	18-NR-23	N12	5-4
6-4-05	College of Charleston	NR-22-22	H	6-0
6-11-05	Baylor	6-6-10	A	4-2
3-5-06	South Carolina	9-15-12	H	6-4
3-10-06	Kansas	25-NR-NR	H	7-2
3-12-06	Kansas	25-NR-NR	H	4-3
3-24-06	NC State	20-20-12	H	9-5
3-25-06	NC State	20-20-12	H	4-2
3-26-06	NC State	20-20-12	H	6-2
3-29-06	Georgia	22-19-21	H	10-7
3-31-06	Miami (Fla.)	25-11-13	A	8-6
4-1-06	Miami (Fla.)	25-11-13	A	6-2
4-2-06	Miami (Fla.)	25-11-13	A	14-1
4-5-06	South Carolina	2-1-2	A	3-2
4-12-06	South Carolina	7-9-7	H	10-5
4-14-06	Georgia Tech	14-11-10	A	7-6
5-12-06	Florida State	17-15-13	H	9-1
5-13-06	Florida State	17-15-13	H	<sup>(10)</sup> 4-3
5-14-06	Florida State	17-15-13	H	11-2
5-16-06	College of Charleston	21-NR-NR	H	1-0
5-18-06	Wake Forest	NR-22-NR	H	26-1
5-19-06	Wake Forest	NR-22-NR	H	6-0
5-20-06	Wake Forest	NR-22-NR	H	7-3
5-25-06	Georgia Tech	11-16-7	N12	3-2
5-27-06	Georgia Tech <sup>(2)</sup>	11-16-7	N12	16-11
5-28-06	NC State	NR-NR-25	N12	8-4
6-9-06	Oral Roberts	19-14-NR	H	11-8
6-10-06	Oral Roberts	19-14-NR	H	6-5
6-16-06	Georgia Tech	7-7-4	N3	8-4
3-7-07	Coastal Carolina	17-NR-25	H	4-0
4-22-07	Virginia	6-8-7	H	2-1
4-25-07	South Carolina	9-10-5	H	14-5
4-27-07	Georgia Tech	24-19-NR	H	<sup>(11)</sup> 3-2
4-28-07	Georgia Tech	24-19-NR	H	10-3
5-12-07	Florida State	2-2-2	A	7-6
5-13-07	Florida State	2-2-2	A	11-6
5-23-07	Miami (Fla.)	NR-25-NR	N12	<sup>(13)</sup> 5-4
5-26-07	Florida State	3-3-4	N12	5-1
6-3-07	Coastal Carolina	10-12-12	A	11-8
6-4-07	Coastal Carolina	10-12-12	A	15-3
3-18-08	Coastal Carolina	21-NR-21	H	9-6
5-11-08	Georgia Tech	NR-25-NR	A	16-6
5-24-08	Georgia Tech	NR-NR-24	N12	10-4
3-6-09	North Carolina	3-3-2	A	<sup>(10)</sup> 5-4

3-21-09	Florida State	NR-NR-24	A	<sup>(11)</sup> 8-7
4-11-09	Miami (Fla.) <sup>(2)</sup>	10-10-5	H	9-1
4-12-09	Miami (Fla.)	10-10-5	H	9-6
4-21-09	Coastal Carolina	NR-23-19	H	5-3
4-25-09	Georgia Tech	7-4-7	H	8-5
4-26-09	Georgia Tech	7-4-7	H	6-3
5-23-09	North Carolina	6-4-4	N8	<sup>(11)</sup> 4-3
3-5-10	South Carolina	15-22-23	H	4-3
3-7-10	South Carolina	15-22-23	A	19-6
3-27-10	Virginia <sup>(1)</sup>	1-2-2	A	8-5
5-20-10	Florida State	7-11-8	H	9-8
5-21-10	Florida State	7-11-8	H	8-4
5-22-10	Florida State	7-11-8	H	8-3
5-29-10	Georgia Tech	11-9-6	N13	9-3
6-5-10	Auburn	14-14-16	A	5-2
6-7-10	Auburn	14-14-16	A	13-7
6-13-10	Alabama	NR-16-NR	H	19-5
6-14-10	Alabama	NR-16-NR	H	8-6
6-21-10	Arizona State	2-1-1	N3	6-3
6-22-10	Oklahoma	11-6-13	N3	6-4
3-6-11	South Carolina	4-6-4	H	10-5
4-29-11	Georgia Tech	12-9-11	H	4-2
5-1-11	Georgia Tech	12-9-11	H	3-1
5-20-11	Florida State	4-9-6	A	7-4
5-21-11	Florida State	4-9-6	A	8-5
5-25-11	Georgia Tech	11-8-15	N8	9-0
6-4-11	Coastal Carolina	NR-21-NR	H	12-7
3-4-12	South Carolina	3-2-3	H	6-5
3-27-12	Georgia	25-NR-18	A	10-5
3-30-12	Miami (Fla.)	12-7-8	H	3-1
3-31-12	Miami (Fla.)	12-7-8	H	3-1
4-13-12	NC State	22-17-21	H	<sup>(12)</sup> 7-6
5-12-12	Florida State	1-1-1	H	7-2
5-14-12	Florida State <sup>(1)</sup>	1-6-1	H	9-7
5-25-12	Florida State	1-5-1	N13	9-7
3-2-13	South Carolina	7-7-8	N2	6-3
3-8-13	NC State	9-8-14	A	10-5
3-9-13	NC State	9-8-14	A	7-4
3-16-13	Virginia	22-12-13	H	7-6
4-1-13	North Carolina	1-1-1	A	<sup>(11)</sup> 5-4
4-26-13	Georgia Tech <sup>(1)</sup>	20-21-19	H	11-3
4-26-13	Georgia Tech <sup>(2)</sup>	20-21-19	H	<sup>(11)</sup> 4-3
5-16-13	Florida State	9-9-8	A	8-2
3-21-14	Florida State	2-2-1	H	9-3
3-28-14	Maryland <sup>(1)</sup>	NR-25-NR	A	3-1
3-28-14	Maryland <sup>(2)</sup>	NR-25-NR	A	7-1
4-12-14	Virginia	2-3-2	A	7-1
5-22-14	Miami (Fla.)	6-3-11	N13	3-2
N1 - Honolulu, Hawaii; N2 - Greenville, S.C.; N3 - Omaha, Neb.; N4 - Las Vegas, Nev.; N5 - St. Petersburg, Fla.; N6 - Kissimmee, Fla.; N7 - Fort Mill, S.C.; N8 - Durham, N.C.; N9 - Lake Buena Vista, Fla.; A10 - Kingston, N.C.; N11 - Salem, Va.; N12 - Jacksonville, Fla.; N13 - Greensboro, N.C.; Note: Rankings by Baseball America, Collegiate Baseball, USA Today; home wins in bold.				

## LEGGETT VS. TOP-25 TEAMS

Opponent	Top 25	Top 10	Top 5	No. 1
Alabama	4-1	1-0	1-0	1-0
Arizona State	1-2	1-2	1-2	1-0
Arkansas	3-1	1-0		
Auburn	8-7	2-2		
Baylor	1-2	1-2		
Cal State Fullerton	0-1	0-1	0-1	
Cal State Northridge	1-1			
California-Irvine	3-0			
Central Florida	1-3			
Charleston, College of	3-0			
Coastal Carolina	8-1	2-0		
Connecticut	0-2			
East Carolina	3-1			
Florida State	36-43	31-39	21-28	5-7
Georgia	3-6	1-4	0-2	0-2
Georgia Southern	0-2			
Georgia Tech	36-29	25-20	11-10	2-1
James Madison	2-0			
Kansas	2-1			
Louisiana-Lafayette	0-1	0-1		
Maryland	2-0			
Miami (Fla.)	18-18	14-15	9-10	0-2
Mississippi State	2-2	2-0		
Nebraska	1-0	1-0		
North Carolina	19-26	11-21	3-9	1-2
NC State	18-10			
Notre Dame	0-1			
Oklahoma	1-0	1-0		
Oklahoma State	1-1	1-1		
Old Dominion	6-0			
Oral Roberts	2-0			
Oregon	0-1			
Rice	1-1	1-1		
San Jose State	1-0	1-0		
South Alabama	0-1			
South Carolina	22-38	17-31	9-25	1-1
South Florida	1-2			
Southern California	0-1	0-1	0-1	
Stanford	0-2	0-2	0-1	0-1
Tennessee	9-3	7-2	2-1	
Texas A&M	1-2	1-2	1-2	
Virginia	4-13	3-9	2-4	1-2
Virginia Tech	0-1			
Wake Forest	10-8	3-1	3-1	
Washington	2-1			
Winthrop	0-1			
<b>Totals</b>	<b>236-237</b>	<b>128-157</b>	<b>63-97</b>	<b>12-18</b>

Note: Only includes records as Clemson's head coach; **bold** denotes 2015 opponent.

# LEGGETT VS. ALL COMPETITION

Opponent	Overall	Win %	UV	WCU	CU
Alabama	4-1	.800			4-1
Alabama-Birmingham	2-1	.667			2-1
American	1-0	1.000	1-0		
Appalachian State	22-10	.688		18-10	4-0
Arizona State	1-2	.333			1-2
Arkansas	3-1	.750			3-1
Arkansas State	1-0	1.000			1-0
Auburn	15-21	.417		6-12	9-9
Augusta	1-1	.500		1-1	
Austin Peay State	2-1	.667		2-1	
Baylor	1-2	.333			1-2
Birmingham-Southern	2-0	1.000			2-0
<b>Boston College</b>	<b>21-8</b>	<b>.724</b>			<b>20-7</b>
Bridgeport	1-1	.500	1-1		
California	1-2	.333			1-2
California State-Fullerton	0-1	.000			0-1
California State-Northridge	1-1	.500			1-1
California-Irvine	3-0	1.000			3-0
Campbell	16-17	.485		16-17	
Carson-Newman	11-4	.733		11-4	
Central Florida	5-3	.625			5-3
<b>Charleston Southern</b>	<b>11-0</b>	<b>1.000</b>			<b>11-0</b>
<b>Charleston, College of</b>	<b>17-1</b>	<b>.944</b>			<b>17-1</b>
Charlotte	6-6	.500		1-4	5-2
Cincinnati	1-0	1.000			1-0
Citadel, The	38-15	.717		31-14	7-1
Clarkson	6-0	1.000	6-0		
Clemson	3-15	.167		3-15	
<b>Coastal Carolina</b>	<b>30-6</b>	<b>.833</b>			<b>30-6</b>
Connecticut	5-6	.455	5-4		0-2
Creighton	1-1	.500			1-1
Dartmouth	2-0	1.000	2-0		
Davidson	23-11	.676		21-11	2-0
Dayton	1-0	1.000			1-0
Delaware	1-0	1.000			1-0
<b>Duke</b>	<b>47-16-1</b>	<b>.742</b>			<b>47-16-1</b>
East Carolina	5-10	.333		0-3	5-7
East Tennessee State	21-6	.778		17-6	4-0
Eastern Connecticut State	0-3	.000	0-3		
Eastern Kentucky	15-8	.652		15-8	
Eastern Michigan	4-2	.667			4-2
Elon	15-9	.625		1-3	14-6
Fairfield	3-4	.429	3-4		
Florida	3-9	.250		3-9	
Florida Atlantic	1-1	.500			1-1
Florida Gulf Coast	3-1	.750			3-1
Florida International	2-3	.400		2-3	
<b>Florida State</b>	<b>36-43</b>	<b>.456</b>			<b>36-43</b>
Fresno State	1-1	.500			1-1
<b>Furman</b>	<b>54-12</b>	<b>.818</b>		29-7	<b>25-5</b>
<b>Gardner-Webb</b>	<b>8-0</b>	<b>1.000</b>			<b>8-0</b>
George Mason	8-1	.889			8-1
<b>Georgia</b>	<b>29-31</b>	<b>.483</b>		3-12	<b>26-19</b>
<b>Georgia Southern</b>	<b>22-12</b>	<b>.647</b>		6-6	<b>16-6</b>
<b>Georgia Tech</b>	<b>45-40</b>	<b>.529</b>		3-5	<b>42-35</b>
Grand Canyon	2-0	1.000			2-0
Hawaii	1-0	1.000			1-0
Hawaii-Hilo	3-0	1.000			3-0
High Point	18-4	.818		15-4	3-0
Holy Cross	4-2	.667	3-2		1-0
Illinois	1-1	.500		0-1	1-0
Indiana State	0-1	.000		0-1	
Iona	0-2	.000	0-2		
Jacksonville	1-0	1.000			1-0
James Madison	12-2	.857	0-2		12-0



Kansas	2-1	.667			2-1
Kansas State	3-0	1.000			3-0
Kentucky	3-0	1.000			3-0
La Salle	0-1	.000		0-1	
Lewis-Clark State	0-1	.000			0-1
Liberty	4-6	.400		3-0	1-6
Louisiana-Lafayette	0-1	.000			0-1
<b>Maine</b>	<b>21-18</b>	<b>.538</b>	2-13	1-4	<b>18-1</b>
Marshall	8-5	.615		8-5	
Maryland	54-10	.844			54-10
Massachusetts	5-4	.556	5-4		
Memphis	2-1	.667			2-1
Mercer	5-1	.833			5-1
Miami (Fla.)	20-24	.455		0-1	20-23
Miami (Ohio)	1-0	1.000			1-0
<b>Michigan State</b>	<b>4-0</b>	<b>.000</b>			<b>4-0</b>
Middle Tennessee	3-2	.600		1-2	2-0
Middlebury	7-1	.875	7-1		
Milligan	4-0	1.000		4-0	
Mississippi State	4-4	.500		1-2	3-2
Missouri State	2-1	.667			2-1
Morehead State	5-0	1.000			5-0
Navy	1-0	1.000			1-0
Nebraska	1-0	1.000			1-0
Nevada	1-1	.500			1-1
Nevada-Las Vegas	6-4	.600			6-4
New Hampshire	5-4	.556	4-4		1-0
New York Tech	3-0	1.000			3-0
Newberry	3-0	1.000		3-0	
North Adams State	4-0	1.000	4-0		
<b>North Carolina</b>	<b>32-34</b>	<b>.485</b>		0-3	<b>32-31</b>
North Carolina A&T	1-0	1.000			1-0
<b>North Carolina State</b>	<b>54-45</b>	<b>.545</b>	7-18	<b>47-27</b>	
North Carolina-Asheville	18-2	.900		14-2	4-0
North Carolina-Greensboro	2-0	1.000			2-0
North Carolina-Wilmington	7-1	.875			7-1
Northeastern	2-2	.500	2-2		
Northwestern	2-0	1.000			2-0
Norwich	8-1	.889	8-1		
<b>Notre Dame</b>	<b>1-3</b>	<b>.250</b>			<b>1-3</b>
Ohio	9-1	.900		3-0	6-1
Ohio State	2-3	.400		2-2	0-1
Oklahoma	1-0	1.000			1-0
Oklahoma State	3-4	.429		0-2	3-2
Old Dominion	19-2	.905		1-0	18-2
Oral Roberts	3-0	1.000			3-0
Oregon	0-1	.000			0-1
Oregon State	2-2	.500			2-2
Pacific	3-0	1.000			3-0
Piedmont	4-1	.800		4-1	
Pittsburgh	2-1	.667			2-1
<b>Presbyterian College</b>	<b>6-2</b>	<b>.750</b>			<b>6-2</b>

## LEGGETT'S MILESTONE WINS

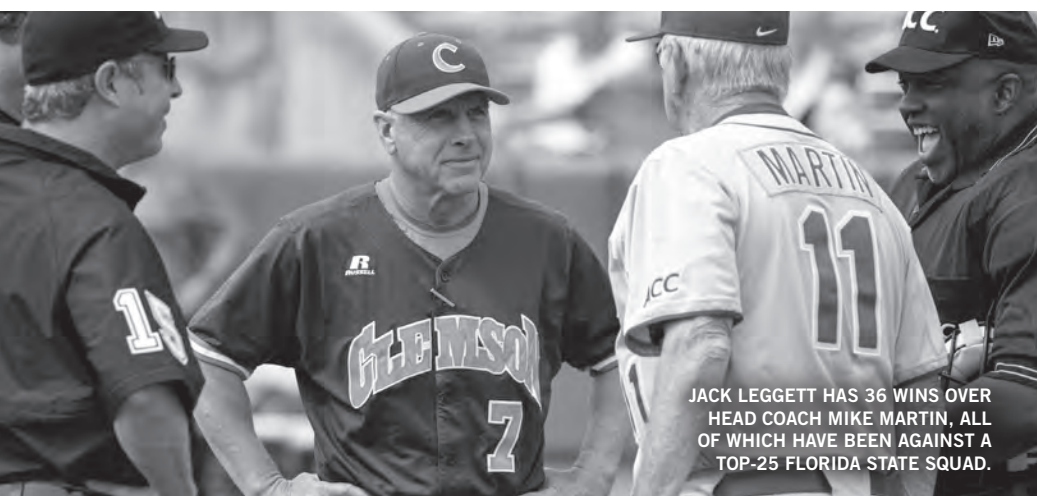
OVERALL				
Win	Date	Opponent	Score	
*1	4-21-1978	Connecticut	12-4	
<b>^100</b>	<b>5-1-1983</b>	<b>The Citadel<sup>(2)</sup></b>	<b>(8)<sup>2</sup>-1</b>	
<b>^200</b>	4-13-1986	The Citadel	12-4	
<b>^300</b>	<b>4-22-1989</b>	<b>Appalachian State</b>	<b>11-10</b>	
400	3-23-1994	Hawaii	7-3	
<b>500</b>	<b>3-8-1996</b>	<b>Virginia Tech</b>	<b>8-4</b>	
<b>600</b>	<b>3-14-1998</b>	<b>Maine<sup>(2)</sup></b>	<b>19-11</b>	
700	4-23-2000	Duke	12-8	
800	5-13-2002	Virginia	5-3	
900	3-26-2005	Maryland <sup>(1)</sup>	(13) <sup>6</sup> -4	
1000	3-25-2007	Maryland	5-0	
<b>1100</b>	<b>5-31-2009</b>	<b>Oklahoma State</b>	<b>15-1</b>	
1200	3-21-2012	Elon	4-2	
1300	5-22-2014	Miami (Fla.)	3-2	

CLEMSON				
Win	Date	Opponent	Score	
<b>1</b>	<b>2-12-1994</b>	<b>Western Carolina<sup>(1)</sup></b>	<b>3-1</b>	
<b>100</b>	<b>4-29-1995</b>	<b>Georgia Tech</b>	<b>6-1</b>	
200	5-14-1997	Wake Forest	8-6	
<b>300</b>	<b>3-8-2000</b>	<b>William &amp; Mary</b>	<b>10-6</b>	
<b>400</b>	<b>3-27-2002</b>	<b>Coastal Carolina</b>	<b>6-2</b>	
<b>500</b>	<b>4-25-2004</b>	<b>NC State</b>	<b>9-6</b>	
600	5-25-2006	Georgia Tech	3-2	
<b>700</b>	<b>4-5-2009</b>	<b>Duke</b>	<b>10-1</b>	
<b>800</b>	<b>5-7-2011</b>	<b>Gardner-Webb<sup>(2)</sup></b>	<b>12-0</b>	
900	3-19-2014	Georgia Southern	5-4	
923	5-22-2014	Miami (Fla.)	3-2	

\* - as Vermont's head coach; ^ - as Western Carolina's head coach; Note: Home wins in **bold**.

Princeton	1-0	1.000			1-0
Providence	2-3	.400	2-2	0-1	
Purdue	4-0	1.000		1-0	3-0
Radford	3-1	.750		3-1	
Rhode Island	2-6	.250	2-6		
Rice	2-2	.500			2-2
Richmond	2-1	.666			2-1
Sacred Heart	1-0	1.000			1-0
Saint John's	2-0	1.000		1-0	1-0
Saint Lawrence	2-3	.400	2-3		
Saint Louis	1-0	1.000			1-0
Saint Michael's	8-0	1.000	8-0		
San Jose State	1-0	1.000			1-0
Seton Hall	2-0	1.000			2-0
Siena	3-2	.600	1-2		2-0
Slippery Rock	2-0	1.000		2-0	
South Alabama	2-2	.500			2-2
<b>South Carolina</b>	<b>38-51</b>	<b>.427</b>		3-8	<b>35-43</b>
South Carolina-Aiken	0-3	.000		0-3	
South Carolina-Upstate	9-2	.818		6-2	3-0
South Florida	2-2	.500			2-2
Southeastern Massachusetts	0-1	.000	0-1		
Southern California	0-1	.000			0-1
Southern Mississippi	1-0	1.000			1-0
Stanford	0-2	.000			0-2
Stetson	3-0	1.000			3-0
Stonehill	2-0	1.000	2-0		
Tennessee	11-8	.579		2-5	9-3
Tennessee Tech	7-0	1.000		2-0	5-0
Texas A&M	1-3	.250		0-1	1-2
Texas State	0-1	.000			0-1
Texas Tech	1-2	.333			1-2
Texas-Arlington	1-0	1.000			1-0
Virginia	35-32	.522	2-0		33-32
Virginia Commonwealth	2-0	1.000	2-0		
Virginia Military	12-2	.857		12-2	
<b>Virginia Tech</b>	<b>24-8</b>	<b>.750</b>		1-3	<b>23-5</b>
<b>Wake Forest</b>	<b>48-23</b>	<b>.676</b>		1-1	<b>47-22</b>
Washington	2-1	.667			2-1
West Chester State	0-2	.000	0-2		
<b>West Virginia</b>	<b>2-0</b>	<b>1.000</b>			<b>2-0</b>
<b>Western Carolina</b>	<b>31-11</b>	<b>.738</b>			<b>31-11</b>
Western Kentucky	2-0	1.000		2-0	
Westfield State	0-1	.000	0-1		
William & Mary	5-1	.833			5-1
<b>Winthrop</b>	<b>11-4</b>	<b>.733</b>		3-0	<b>8-4</b>
<b>Wofford</b>	<b>19-2</b>	<b>.905</b>		7-2	<b>12-0</b>
Wright State	6-0	1.000			6-0
Xavier	0-1	.000			0-1
<b>Totals</b>	<b>1300-741-1</b>	<b>.637</b>	<b>75-61</b>	<b>302-229</b>	<b>923-451-1</b>

Note: **Bold** denotes 2015 opponent.



JACK LEGGETT HAS 36 WINS OVER HEAD COACH MIKE MARTIN, ALL OF WHICH HAVE BEEN AGAINST A TOP-25 FLORIDA STATE SQUAD.

# LEGGETT'S COACHING TREE

Coach	Current/Last Team	Title	*Year(s)	^Coach	^Player
Erik Bakich	Michigan	Head Coach	2013-15	2002	
Andy Barlow	MIT	Head Coach	2004-15		1982
Scott Berney	Southern Connecticut	Assistant Coach	2005,06		2000
Toby Bicknell	Air Force	Assistant Coach	2011-15	2007,08	
Wilson Boyd	Winthrop	Assistant Coach	2012,13		2007-10
Kyle Bunn	Indiana	Assistant Coach	2015	2008,09	
Tim Corbin	Vanderbilt	Head Coach	2003-15	1994-02	
Tomas Cruz	Wingate	Assistant Coach	2012,13		2009,10
Bill Currier	Fairfield	Head Coach	2012-15	1985,86	1979-81
Kevin Erminio	Kennesaw State	Assistant Coach	2007-15	1996-98	
Stephen Faris	Clemson	Assistant Coach	2014,15		2004-06
Jim Farrell	Vermont	Assistant Coach	2008		1979-81
Ben Hall	North Carolina A&T	Interim Head Coach	2015		2005,06
Mike Hampton	St. John's	Assistant Coach	2001-15	1999	1994
Rodney Hennon	Georgia Southern	Head Coach	2000-15		1990,91
Jeff Hourigan	Connecticut	Assistant Coach	2012-15		2002,03
Bill Jarman	East Carolina	Assistant Coach	2007-10	1989-91	
Michael Johnson	Clemson	Assistant Coach	2009-13	2009-13	2000-03
Jeff Kane	Navy	Assistant Coach	2015		1998,99
Gregg Kilby	Maryland	Assistant Coach	2001-04	1994,95	
Keith LeClair	East Carolina	Head Coach	1997-02	1989-91	1985-88
Bradley LeCroy	Clemson	Assistant Coach	2003-05,11-15	2003-05,11-15	1997-00
Matthew LeCroy	Washington (Nationals)	Assistant Coach	2014,15		1995-97
Paul Menhart	Syracuse (Nationals)	Assistant Coach	2014,15		1988-90
David Miller	William & Mary	Assistant Coach	2012		1993-95
Darryl Morhardt	George Washington	Assistant Coach	2007		1983
Kevin O'Sullivan	Florida	Head Coach	2008-15	1999-07	
John Pawlowski	San Diego State	Assistant Coach	2014,15	1994-98	
Dan Pepicelli	Clemson	Assistant Coach	2010-15	2010-15	
Matt Raleigh	Carolina (Marlins)	Manager	2008		1989-91
Todd Raleigh	Tennessee	Head Coach	2008-11		1988-91
Mike Rhue	Northern Colorado	Assistant Coach	2007,08		1998,00
Tom Riginos	Winthrop	Head Coach	2011-15	2003-10	
Keith Shumate	Louisburg	Head Coach	2013-15		1986-88
Tim Sinicki	Binghamton	Head Coach	1993-15		1987,88
Mike Tidick	Georgia Southern	Assistant Coach	2000-12		1990,91
Russell Triplett	Newberry	Head Coach	2011-15	2006	2001-04
Adam Walker	University of the Cumberlands	Assistant Coach	2007-10		2003,04
Adam Ward	Charleston Southern	Assistant Coach	2012-15		2007-09
P.J. Zocchi	Newberry	Assistant Coach	2015		2004-07

\* - with current/last team; ^ - under Jack Leggett as a head coach; Note: Active coaches in bold.




ELEVEN OF JACK LEGGETT'S FORMER PLAYERS OR ASSISTANTS ARE CURRENTLY HEAD COACHES AT THE COLLEGE LEVEL.



**ERIK BAKICH**

Michigan Head Coach (2013-15)  
Clemson Assistant Coach (2002)



**TIM CORBIN**

Vanderbilt Head Coach (2003-15)  
Clemson Assistant Coach (1994-02)




**KEVIN O'SULLIVAN**

Florida Head Coach (2008-15)  
Clemson Assistant Coach (1999-07)

# ASSOCIATE HEAD COACH DAN PEPICELLI

24



## DAN PEPICELLI

ASSOCIATE HEAD COACH  
6<sup>TH</sup> SEASON AT CLEMSON  
20<sup>TH</sup> SEASON OVERALL  
SUNY CORTLAND '90

**D**an Pepicelli is in his sixth year with the Tiger program as the pitching coach and third as the associate head coach in 2015. Pepicelli (pronounced peh-pih-SEH-lee) spent nine seasons (2001-09) as the head coach at St. John Fisher

College in Rochester, N.Y.

In his first year at Clemson in 2010, Pepicelli molded the young pitching staff into a consistent group that was a big reason the Tigers reached the College World Series. He became Clemson's first pitching coach in history to lead a staff to Omaha in his first year in the program.

In 2010, Pepicelli coached Casey Harman, who had an 8-4 record and 3.86 ERA in 121.0 innings pitched over 19 starts. He had a 2.73 ERA and 27 strikeouts against four walks in 29.2 innings pitched in the 2010 NCAA Tournament. Pepicelli also developed Alex Frederick, who was seldomly used in 2009, to become Clemson's top reliever in the 2010 NCAA Tournament. Frederick had a save in both of the Tigers' wins in Omaha.

The 2011 Tiger pitching staff had a 3.32 ERA and .239 opponents' batting average. Clemson also had a 2.66 strikeout-to-walk ratio, the third-best mark in school history. During one stretch of the season, Tiger hurlers combined to pitch 37.0 innings in a row without allowing an earned run. Pepicelli molded righthander Justin Sarratt into one of the ACC's best pitchers as a fifth-year

player, as he had a 7-2 record and 2.57 ERA along with 65 strikeouts against only 14 walks on the season.

In 2012, his pitchers had a 3.90 team ERA. Reliever Scott Firth led the staff with a 4-0 record, three saves and a 2.09 ERA. Starter Kevin Brady had a 2.54 ERA,

while Pepicelli coached Daniel Gossett to one of the best seasons by a Tiger freshman pitcher in recent history. The righthander had a 6-3 record, two saves and a team-high 87 strikeouts.

The 2013 Tiger pitching staff had a 3.21 ERA and eight shutouts. Both marks were the best by the Tigers since 1996. It was led by Gossett, who was 10-4 with a 2.56 ERA and 91 strikeouts in 98.1 innings pitched. Gossett, who earned All-ACC honors, became the first Tiger with 10 victories since 2002. Matthew Crownover earned freshman All-America honors by going 7-3 with a team-best 2.19 ERA and only 17 walks in 70.0 innings pitched as well.

During a 13-game stretch from February 17 to March 13 in 2013, Clemson allowed three earned runs or less in each contest. That included six games against top-10 teams, only one of which was at home. It was the Tigers' longest-such streak since 2006.

In 2014, the staff was once again led by Gossett, who was a First-Team All-ACC pick and a semifinalist for the Golden Spikes Award. The righty was 7-2 with a 1.93 ERA, .202 opponents' batting average and 107 strikeouts, the most by a Tiger since 1996 (Kris Benson). Matt Campbell had a 4-0 record, eight saves, an 0.84 ERA, a .144 opponents' batting average and 45 strikeouts in 32.0 innings pitched. Crownover earned All-ACC honors as well.

At St. John Fisher, Pepicelli, who also served as pitching coach during his tenure with the Cardinal program, led it to a 200-136-1 (.595) record. In the program's first 13 seasons, it had just three winning seasons. But in Pepicelli's nine seasons with the Cardinals, he directed them to seven winning seasons and one .500 campaign.

Prior to St. John Fisher, he was the head coach at Hartwick in 1999 and 2000 after serving as an assistant coach at Hartwick from 1996-98.

The 1990 graduate of SUNY Cortland, who earned a degree in

### THE PEPICELLI FILE

**Full Name:** Daniel James Pepicelli

**Born:** May 18, 1967 in Schenectady, N.Y.

**Education:** Bachelor's degree in economics/management science at SUNY Cortland (1990).

**Playing Experience:** Two-year letterman at Mohawk Valley Community College (1986,87) ... one-year letterman at SUNY Cortland (1989) ... one-year letterman at SUNY College at Oneonta (1990).

**Coaching Experience:** Assistant coach at Hartwick (1996-98) ... head coach at Hartwick (1999,00) ... head coach at St. John Fisher (2001-09) ... assistant coach at Clemson (2010) ... assistant head coach at Clemson (2011,12) ... associate head coach at Clemson (2013,14).

**Family:** Wife, Robyn ... the couple has a daughter, Mia (4), and son, Owen (born Dec. 25, 2014).



economics/management science, was an all-region and all-conference pick during his playing days. In 1986 and 1987, he played at Mohawk Valley (N.Y.) Community College, where he was an all-region selection.

He transferred to SUNY Cortland, where he played in 1989. Pepicelli then played at SUNY College at Oneonta in 1990, where he was an all-conference pick.

Pepicelli, 47, is married to the former Robyn Malloy, who served as an assistant coach with the Syracuse women's soccer program from 2005-09. She was a player on the 1995 National Championship soccer team at Monroe Community College in Rochester, N.Y. and was a two-time captain at Syracuse (1996,97). She was later a coach at Monroe Community College when it won two national titles.

The couple has a daughter, Mia (4), and son, Owen (born Dec. 25, 2014). Pepicelli was born May 18, 1967 in Schenectady, N.Y.

### PEPICELLI'S COACHING RECORD

Year	School	Position(s)	W-L	NCAA
1996	Hartwick	AC	17-16-1	
1997	Hartwick	AC	15-17	
1998	Hartwick	AC	10-22	
1999	Hartwick	HC	9-22	
2000	Hartwick	HC	12-18	
2001	St. John Fisher	HC	19-14	
2002	St. John Fisher	HC	15-19	
2003	St. John Fisher	HC	16-16	
2004	St. John Fisher	HC	27-14	
2005	St. John Fisher	HC	22-15	
2006	St. John Fisher	HC	26-14	
2007	St. John Fisher	HC	28-13	Division III
2008	St. John Fisher	HC	25-14-1	
2009	St. John Fisher	HC	22-17	
2010	Clemson	AC	45-25	CWS
2011	Clemson	AHC	43-20	Regional
2012	Clemson	AHC	35-28	Regional
2013	Clemson	AHC	40-22	Regional
2014	Clemson	AHC	36-25	Regional

Seasons as a full-time NCAA coach: .....19  
 Winning seasons: .....13  
 NCAA Tournament appearances: .....6  
 Record as an assistant coach: ..... 241-175-1 (.579)  
 Record as a head coach: ..... 221-176-1 (.557)



DAN & ROBYN PEPICELLI WITH MIA & OWEN



# ASSISTANT HEAD COACH BRADLEY LeCROY

2



## BRADLEY LeCROY

ASSISTANT HEAD COACH • RECRUITING COORDINATOR  
8<sup>TH</sup> SEASON AT CLEMSON  
15<sup>TH</sup> SEASON OVERALL  
CLEMSON '01



**B**radley LeCroy is in his eighth year as an assistant coach and third as the assistant head coach with the Tiger program in 2015. He is in his second stint, as he served as a volunteer assistant coach at Clemson from 2003-05.

LeCroy (pronounced luh-CROY) also serves as recruiting coordinator along with duties as hitters and outfielders coach.

LeCroy's 2012 recruiting class (2013 newcomers) was rated No. 5 in the nation by Collegiate Baseball, while his 2013 recruiting class (2014 newcomers) was rated No. 16 in the nation by Baseball America. That was a big reason he was rated as the ninth-best assistant coach in the nation by Baseball America prior to the 2013 season.

In his first season back at Clemson in 2011, the Tigers were sixth in the nation in batting average (.318) and led the ACC by 14 points. Clemson was also sixth in the nation in walks, 11th in runs, 14th in slugging percentage and tied for 14th in steals.

The 2012 Tigers had a league-high four offensive players earn All-ACC honors, which were the first four batters (Steve Wilkerson, Thomas Brittle, Richie Shaffer, Phil Pohl) in the lineup during most of the season. Shaffer, who hit .336 with a .480 on-base percentage, was a first-team All-American by Perfect Game, while Brittle had a 22-game hitting streak and made countless highlight-reel catches in center field.

In 2013, his hitters combined for an ACC-high 111 stolen bases, the most by the Tigers since 2000. Shane Kennedy and Wilkerson earned All-ACC honors, while Steven Duggar was named a freshman All-American.

The 2014 team saw five of its nine position players earn All-ACC honors. Wilkerson received Second-Team All-ACC honors for the third year in a row after hitting .317 with six homers, 18 doubles and 42 RBIs. Tyler Krieger also earned All-ACC honors after leading the team in batting average (.338), while Duggar had a team-high 25 steals.

LeCroy spent three years (2008-10) as Tennessee's infielders coach and recruiting coordinator under Head Coach

Todd Raleigh. Prior to his stint there, he served under Raleigh at Western Carolina in 2006 and 2007. Prior to his three years as the volunteer assistant at Clemson, he was an assistant coach at nearby Anderson (S.C.).

During his tenure at Tennessee, he put together a pair of signing classes that ranked among the best in the nation. In 2008, his signing class was rated No. 28 in the country by Collegiate Baseball, then his 2009 signing class was ranked No. 14 in the nation according to Baseball America.

Tennessee totaled 67 homers in 56 games in 2008, at the time the fifth-best mark in school history. A year later, he was a big reason the Volunteers slugged 87 long balls, good for the second-highest total in Tennessee history.

He led Western Carolina's offense to heights not seen in recent history. In 2007, the Catamounts were in the top 11 in the nation in runs per game, homers per game, slugging percentage, doubles per game and batting average.

In 2005, the last of his three years as the volunteer assistant at Clemson, he contributed to the Tigers' third-consecutive NCAA Tournament appearance.

The Tigers hit 73 homers and 149 doubles in 2004, as LeCroy coached Brad McCann to an All-America season.

The 2003 season was his first coaching at Clemson. The Tigers had a .326 batting average in ACC regular-season games, the best mark in the ACC by 19 points.

He was an assistant coach at Anderson in 2001 and 2002. Dur-

### THE LeCROY FILE

**Full Name:** Bradley James LeCroy  
**Born:** Feb. 1, 1978 in Anderson, S.C.  
**Education:** Bachelor's degree in education at Clemson (2001).  
**Playing Experience:** Four-year letterman at Clemson (1997-00).  
**Coaching Experience:** Assistant coach at Anderson (S.C.) (2001,02) ... volunteer assistant coach at Clemson (2003-05) ... assistant coach at Western Carolina (2006,07) ... assistant coach/recruiting coordinator at Tennessee (2008-10) ... assistant coach/recruiting coordinator at Clemson (2011,12) ... assistant head coach/recruiting coordinator at Clemson (2013,14).  
**Family:** Wife, Meredith ... the couple has two sons, Crew (4) and Cooper (2).

BRADLEY & MEREDITH LeCROY WITH CREW & COOPER



ing those summers, he was the head coach of the Williamston (S.C.) American Legion team.

LeCroy earned four letters at Clemson from 1997-00. He was a valuable utility player who hit .266 in 173 career games and 395 at-bats. He was the everyday starting shortstop on the 1999 team that came one inning from advancing to the College World Series. He was the starting shortstop alongside future National Player-of-the-Year Khalil Greene, who was the starting third-baseman on that 1999 squad. LeCroy was also a member of Clemson's 2000 College World Series team and a member of four NCAA Tourney teams as a Tiger.

LeCroy, 37, earned his bachelor's degree in education from Clemson in May 2001. He was a three-sport star at nearby Walhalla (S.C.) High School, earning all-state honors in baseball, basketball and football.

LeCroy is married to the former Meredith Chandler. She was a four-time letterwinner in tennis at Clemson from 1996-99, was named ACC Outstanding Senior Female Scholar Athlete in 1999, and was an NCAA Outstanding Sportsman-of-the-Year National nominee that same season. She received a bachelor's degree in English from Clemson, graduating Magna Cum Laude, and a master's degree in professional communications from Clemson.

The couple has two sons, Crew (4) and Cooper (2). LeCroy was born Feb. 1, 1978 in Anderson, S.C.

### LeCROY'S COACHING RECORD

Year	School	Position(s)	W-L	NCAA
2001	Anderson (S.C.)	AC,RC	19-32	
2002	Anderson (S.C.)	AC,RC	30-26	
2003	Clemson	VA	39-22	Regional
2004	Clemson	VA	39-26	Regional
2005	Clemson	VA	43-23	Super Regional
2006	Western Carolina	AC	33-27	
2007	Western Carolina	AC	42-20	Regional
2008	Tennessee	AC,RC	27-29	
2009	Tennessee	AC,RC	26-29	
2010	Tennessee	AC,RC	30-26	
2011	Clemson	AC,RC	43-20	Regional
2012	Clemson	AC,RC	35-28	Regional
2013	Clemson	AHC,RC	40-22	Regional
2014	Clemson	AHC,RC	36-25	Regional

Seasons as a full-time NCAA coach: ..... 14  
Winning seasons: ..... 11  
NCAA Tournament appearances: ..... 8  
Record as an assistant coach: ..... 482-355 (.576)  
Record as a head coach: ..... 0-0

# VOLUNTEER ASSISTANT COACH STEPHEN FARIS

49



## STEPHEN FARIS

VOLUNTEER ASSISTANT COACH  
2<sup>ND</sup> SEASON AT CLEMSON  
2<sup>ND</sup> SEASON OVERALL  
CLEMSON '13

### FARIS' COACHING RECORD

Year	School	Position(s)	W-L	NCAA
2014	Clemson	VA	36-25	Regional
Seasons as a full-time NCAA coach: ..... 1				
Winning seasons: ..... 1				
NCAA Tournament appearances: ..... 1				
Record as an assistant coach: ..... 36-25 (.590)				
Record as a head coach: ..... 0-0				

pitched over 18 starts on Clemson's College World Series team that finished the season ranked No. 5 in the nation.

In four seasons in the minor leagues, Faris reached as high as AAA in 2007 with the Portland (Ore.) Beavers of the Padres organization.

The 30-year-old Faris received his degree in sport management with a minor in business administration from Clemson in 2013. He was born June 30, 1984.

**S**tephen Faris is in his second year on the Tiger coaching staff in a full-time capacity in 2015, serving as the volunteer assistant coach. His duties include assisting with the pitching staff and on-campus recruiting. Faris was a starting righthander on three Clemson teams (2004-06) before playing four minor league seasons.

Faris (pronounced FAYR-ihs) served as a student assistant coach at Clemson in 2013. The pitching staff had a 3.21

ERA, Clemson's best mark since 1996.

In 2014, the staff was led by Daniel Gossett, who was a First-Team All-ACC selection and one of 21 semi-

finalists for the Golden Spikes Award. He was 7-2 with a 1.93 ERA, .202 opponents' batting average and 107 strikeouts, the most by a Tiger since 1996 (Kris Benson).

As a Tiger, he had a 3.24 ERA in 242.0 innings pitched over 55 outings. He had 189 strikeouts against 56 walks, good for a 3.38 strikeout-to-walk ratio, seventh-best in Tiger history.

After pitching limited innings as a freshman in 2004, he emerged as a versatile pitcher with a 6-4 record and a team-best

2.60 ERA to earn Second-Team All-ACC honors in 2005.

As a junior in 2006, Faris had a 9-3 record and a team-best 2.36 ERA in a team-high 103.0 innings

### THE FARIS FILE

**Full Name:** Stephen Wayne Faris

**Born:** June 30, 1984 in Richmond, Va.

**Education:** Bachelor's degree in sport management and minor in business administration at Clemson (2013).

**Playing Experience:** Three-year letterman at Clemson (2004-06) ... played four seasons (2006-09) in the minor leagues with the Padres farm system.

**Coaching Experience:** Volunteer assistant coach at Clemson (2014).

**Family:** Single.



# STUDENT ASSISTANT COACH TAYLOR HARBIN

28



## TAYLOR HARBIN

STUDENT ASSISTANT COACH  
1<sup>ST</sup> SEASON AT CLEMSON  
1<sup>ST</sup> SEASON OVERALL  
SR. • TRAVELERS REST, S.C.

### THE HARBIN FILE

**Full Name:** Taylor Kent Harbin

**Born:** Feb. 13, 1986 in Greenville, S.C.

**Playing Experience:** Three-year letterman at Clemson (2005-07) ... played eight seasons (2007-14) in the minor leagues with the Diamondbacks farm system.

**Family:** Wife, Jennifer ... the couple has a son, Landon (born Nov. 28, 2014).

games over eight seasons in the minors, he batted .267 with 891 hits, 206 doubles, 22 triples, 62 homers, 427 RBIs and 38 steals.

Harbin, born Feb. 13, 1986, is married to the former Jennifer Mullinnix of Greenville, S.C. The couple has a son, Landon (born Nov. 28, 2014).

**T**aylor Harbin is in his first season on the Tiger coaching staff in 2015, serving as a student assistant coach. Harbin was a standout infielder on three Clemson teams (2005-07) before playing eight seasons in the minor leagues.

The Travelers Rest, S.C. native showed good power at the plate during his three seasons. He was a career .320 hitter with 67 doubles, 30 home runs, 172 RBIs and 31 steals in 194 games (193 starts).

As a freshman in 2005, Harbin was a second-team All-American, becoming the first freshman to be named to an All-America first, second or third team in Clemson history. He was also a first-team freshman All-American and First-Team All-ACC selection who batted .343 with 28 doubles, four triples, 10 homers and 63 RBIs.

After hitting .319 with 20 doubles, nine homers and 47 RBIs as a sophomore in 2006 in leading Clemson to Omaha, he earned All-ACC honors for the second time

in 2007. He hit .296 with 19 doubles, 11 homers and 62 RBIs as a team co-captain, then was drafted in the eighth round by the Diamondbacks after the season.

Harbin played almost his entire minor league career in the Diamondbacks' organization, reaching as high as Triple-A. He also played for Sugar Land (Texas) in the Atlantic (Independent) League in 2014. In 890 career

TAYLOR & JENNIFER HARBIN WITH LANDON



# DIRECTOR OF BASEBALL OPERATIONS BRAD OWENS



**B**rad Owens is in his eighth season with the Tiger program, serving as director of baseball operations. He is in charge of all team travel and camps for the program along with handling many other administrative duties.

The 31-year-old native of Barnwell, S.C. attended Anderson (S.C.) University, where he was a four-time letterman. The righthanded middle reliever lettered from 2003-06 and served as team captain during his senior season. In his four-year career, he made 52 appearances (one start) on the mound and pitched 73.0 innings.

In both 2005 and 2006, he won the Trojan Challenge, the squad's offseason conditioning competition. Owens was also a member of the Carolinas-Virginia Athletic Conference All-Academic team as a senior and was a Dean's List student for three years.

During his playing days, Owens worked in a variety of roles at Anderson. He was a sports information department intern and later an assistant. Owens was also

a residence advisor in the Anderson Residence Life Department.

In the summer of 2006, Owens was an operations assistant for the Greenville (S.C.) Drive (Boston Red Sox affiliate). He also served as a player development intern for the Red Sox during the 2007 season, including duties performed at spring training in Fort Myers, Fla.

During the 2006-07 academic year, Owens served as an administrative graduate assistant for the Student-Athlete Enrichment Programs in Vickery Hall on the Clemson campus. Owens provided academic advising for student-athletic staff members, including monitoring of grades along with assistance with registration, general guidance and daily communication with coaching staffs of various sports.

Owens, who accumulated a 3.30 GPA in his career as an undergraduate, received a bachelor of science degree in business management from Anderson in May 2006. He later earned his master's degree from Clemson in



human resource development in May 2008. Owens was born Sept. 2, 1983 in Augusta, Ga.

## CLEMSON TIGER SPORTS NETWORK

**T**iger Baseball is broadcast over the airwaves in 2015 thanks to the Clemson Tiger Sports Network, a property of Learfield Sports. The official Clemson sports network has broadcast a regular-season baseball package since 1991.

The Clemson Tiger Sports Network broadcasts 36 regular-season games in the 2015 season. It broadcasts the 30 ACC regular-season games, three games against South Carolina, both games against Georgia and the game

against Michigan State at Fluor Field in Greenville, S.C. The network also broadcasts all postseason contests.

The broadcasts begin 30 minutes prior to the start of each game, as it has comments and strategies from Head Coach Jack Leggett.

Additionally, WCCP (105.5 FM) in Clemson broadcasts the other 20 regular-season games. All radio broadcasts are available on ClemsonTigers.com via Tigercast. For a complete list of radio assignments, see page 1.


### CTSN BASEBALL AFFILIATES

Location	Station	Frequency	Schedule
Barnwell, S.C.	WDOG	1460 AM	Partial
Camden, S.C.	WPUB	102.7 FM	Partial
Charleston, S.C.	WQSC	1340 AM	All
Charlotte, N.C.	WZGV	730 AM	Partial
<b>Clemson, S.C.</b>	<b>WCCP</b>	<b>105.5 FM</b>	<b>All</b>
Clinton, S.C.	WLBG	860 AM	Partial
Columbia, S.C.	WZMJ	93.1 FM	Partial
Greenwood, S.C.	WCRS	1450 AM	Partial
Hampton, S.C.	WBHC	92.1 FM	Partial
Lincolnton, N.C.	WLON	1050 AM	Partial
Loris, S.C.	WLSC	1240 AM	Partial
Newberry, S.C.	WKDK	1240 AM	All
Union, S.C.	WBCU	1460 AM	Partial

Note: Flagship station in **bold**; all correspondence concerning network clearances, advertising and formatting should be directed to **Gerry Dickey** via phone at 864-654-5544 or via email at [gddickey@clemsontigersp.com](mailto:gddickey@clemsontigersp.com).



# BULLPEN CATCHERS



**TYLER CROCKER**  
2nd Season  
Sr. • Moore, S.C.  
Sociology



**CONNOR FORD**  
1st Season  
So. • Albemarle, N.C.  
Pre-Business




**KEN PARKER**  
1st Season  
Fr. • Lake City, S.C.  
Science Teaching



**JAKE SCHUSTER**  
1st Season  
Fr. • Charlotte, N.C.  
Pre-Business

# STUDENT EQUIPMENT MANAGERS




**CHAS WILLIAMS**  
4th Season  
Sr. • Taylors, S.C.  
Financial Management




**BROCK BYERS**  
4th Season  
Sr. • Shelby, N.C.  
Packaging Science



**LUKAS DANIEL**  
3rd Season  
Jr. • Hemingway, S.C.  
Health Science



**ETHAN FORBES**  
3rd Season  
Jr. • Manning, S.C.  
Accounting



**ZACH LEAL**  
2nd Season  
Jr. • Rancho Cucamonga, Calif.  
Biological Sciences

# TIGER BAT GIRLS



**RACHEL ABERNATHY**  
3rd Season  
Jr. • Powder Springs, Ga.  
Communication Studies



**HANNAH BURLESON**  
5th Season  
Gr. • North Augusta, S.C.  
Human Resource Development



**HUNTER CLAYTON**  
1st Season  
Fr. • Pleasanton, Calif.  
Food Science



**AMANDA DAVID**  
1st Season  
Fr. • Wake Forest, N.C.  
General Engineering



**BRITTANY DICKERSON**  
1st Season  
Fr. • Durham, N.C.  
Biological Sciences



**EMILY DOUMAR**  
1st Season  
Fr. • Augusta, Ga.  
Agribusiness



**IRENE ERICH**  
1st Season  
Fr. • Charleston, S.C.  
Psychology



**SUMMER FRANKLIN**  
3rd Season  
Sr. • Mount Pleasant, S.C.  
Biological Sciences



**KATIE GILLILAND**  
3rd Season  
Sr. • North Augusta, S.C.  
Nursing



**MALLORY JOHNSON**  
3rd Season  
Sr. • North Myrtle Beach, S.C.  
Management



**RAEGAN MCCULLOUGH**  
3rd Season  
Jr. • Iva, S.C.  
Communication Studies



**EVELYN ROGERS**  
1st Season  
Fr. • Lexington, S.C.  
Early Childhood Education



**SYDNEY RUNYANS**  
3rd Season  
Jr. • Little River, S.C.  
Health Science



**KELSEY SCHUFFENHAUER**  
1st Season  
Sr. • River Edge, N.J.  
Political Science



**SARAH JO SKELTON**  
3rd Season  
Sr. • Seneca, S.C.  
Special Education



**GABBY SMITH**  
1st Season  
Fr. • Columbia, S.C.  
Elementary Education



# SUPPORT STAFF



**ROBERTA BALLIET**

**Administrative Coordinator, Olympic Sports**

Roberta Balliet, a native of Muncy, Pa., is in her 14th year at Clemson. She serves as administrative coordinator for Olympic sports, coordinates the Tiger Bat Girls and is the housing coordinator for the athletic department.

Balliet served as an assistant in the athletic department at Muncy High School, where she was head coach of the cheerleaders for many years. Her squads won numerous awards, locally, regionally, state-wide and nationally. She also served as game manager for women's basketball and scorekeeper for men's basketball.

Balliet owned and operated a Bed & Breakfast for several years. She served as President of the Muncy Area Chamber of Commerce and was a member of the Board of Directors of the Lycoming County Chamber of Commerce and the Muncy Business Association.

Balliet graduated from Muncy High School, where she was a cheerleader and member of the swim team. After graduation, she studied in Sweden, where she graduated from Kunghogskolan with a degree in humanities.

She is a widow and mother of two sons, Andy (Clemson '98 (deceased)) and Keith, and a daughter-in-law, Corina. Balliet is a grandmother of two, Luke (13) and Ava (10).



**RICK FRANZBLAU**

**Assistant Director of Olympic Sports Strength & Conditioning**

Rick Franzblau is in his third year as the assistant director of Olympic sports strength & conditioning and first with baseball. The previous two years, he served in the capacity of assistant strength & conditioning coach.

He is responsible for aiding the director of Olympic sports in the supervision of other full-time coaches, graduate assistants and volunteer interns. He is directly responsible for baseball as well as the track & field, cross country, men's & women's golf, men's tennis and women's diving programs. He also worked as a graduate assistant at Clemson with football and Olympic sports.

At Clemson, Franzblau has worked with eight ACC championship track & field squads. He has also worked with eight individual NCAA champions and seven track & field Olympians. In 2013, he worked with Brianna Rollins, the American recordholder in 100m hurdles.

Franzblau graduated in 2006 with a degree in history from Colgate, where he spent three years as a student assistant strength coach after his football career was cut short due to injuries. He is a certified strength & conditioning specialist through the NSCA and holds the SCCC certification through the CSCCA organization.



**BRIAN HENNESSY**

**Senior Associate Director of Athletic Communications**

Brian Hennessy is in his 14th year at Clemson and serves as a senior associate director of athletic communications. The Clemson, S.C. native also worked as a student and graduate assistant in the athletic communications office for six years (1995-00).

He is responsible for all athletic communications operations for baseball and is a secondary contact for football. He has written and edited the baseball guide (1998-00,03-15) and football guide (2002-14). He has received numerous honors from CoSIDA, including a No. 4 national ranking for his 2000 baseball guide, No. 2 national ranking for his 2005 baseball guide and No. 1 national ranking for his 2014 baseball guide.

Hennessy, who also has been responsible for layout and editing of the football gameday programs since 2002, teamed with Tim Bourret to rank No. 2 in the nation for the 2008, 2012 and 2013 program series.

He graduated from Clemson with a bachelor's degree in civil engineering ('98) and received a master's degree in transportation engineering. He also graduated from Daniel High School, where he played baseball and basketball. He was born Jan. 6, 1976 in Woodbury, N.J.



**TRAVIS JOHNSTON**

**Assistant Athletic Trainer**

Travis Johnston is in his seventh year as an assistant athletic trainer working with the Clemson baseball program. He also oversees the athletic training needs of the Tiger diving team.

Johnston returned to Tigertown in July 2008 after a three-year stint at Auburn as an assistant athletic trainer. At Auburn, he was responsible for the athletic training efforts for the baseball program during the 2005-07 seasons and for football in the 2007 season. He was also responsible for overseeing the graduate assistants and interns within Auburn's sports medicine program.

Johnston earned a bachelor's degree from Clemson in parks, recreation, & tourism management in 2001. While with the Clemson program, he worked as a student assistant in the athletic training room from 1999-02. Johnston worked as a graduate assistant at Auburn from 2003-05 and earned a master's degree in administration of higher education.

Johnston earned his certification as an athletic trainer in 2003. He is also a member of the National Athletic Trainers' Association (NATA) as well as the South Carolina Athletic Trainers' Association.



**LINDSEY RICKETTS**

**Associate Director of Athletic Academic Services**

Lindsey Ricketts is in her fourth season as the athletic academic advisor for the baseball team. She also serves as the advisor for the men's soccer & volleyball squads. Ricketts is a member of the National Association of Academic Advising for Athletics (N4A) and received her individual certification in 2011.

The Pendleton, S.C. native is no stranger to the baseball program, as she served as a Tiger Bat Girl during the 2001-06 seasons while a student at Clemson.

Prior to advising, she worked at the Student-Athlete Enrichment Programs as an administrative assistant, where she coordinated the class attendance program and handled textbooks/supplies for scholarship student-athletes.

In 2004, Ricketts earned a bachelor of science degree in marketing, with an emphasis in sports, from Clemson. In 2006, she went on to receive a master's degree in human resource development, with a specialty in educational counseling, from Clemson.

Ricketts' father, Robert, was a long-standing administrator and associate athletic director in the Clemson athletic department as well.



**MIKE WILSON**

**Director of Equipment, Olympic Sports**

Mike Wilson is in his 10th year with the Clemson equipment room, fifth year working with Clemson baseball and second year as director of Olympic sports equipment. Better known as "House," Wilson served as a graduate assistant equipment manager for football at Clemson (2002-04) and student equipment manager for football at Clemson (1999-02).

Wilson is a 2002 and 2004 graduate of Clemson, as he earned his undergraduate degree in sociology and his master's degree in human resource development.

He is a certified equipment manager and member of the Athletic Equipment Managers Association. He is married to the former Meredith Fant of Union, S.C.



# RADIO/TELEVISION ROSTER



**1**  
**MALEEKE GIBSON**  
OF • \*So.  
Sumter, S.C.



**2**  
**BRADLEY LeCROY**  
Assistant Head Coach  
8th Season



**3**  
**TYLER KRIEGER**  
INF • Jr.  
Johns Creek, Ga.



**4**  
**ELI WHITE**  
INF • So.  
Easley, S.C.



**5**  
**CHASE PINDER**  
INF/OF • Fr.  
Poquoson, Va.



**6**  
**ANDREW COX**  
1B/OF • \*So.  
Belton, S.C.



**7**  
**JACK LEGGETT**  
Head Coach  
22nd Season



**8**  
**WESTON WILSON**  
INF • So.  
High Point, N.C.



**9**  
**STEVEN DUGGAR**  
OF • Jr.  
Moore, S.C.



**10**  
**K.J. BRYANT**  
OF • Fr.  
Taylors, S.C.



**11**  
**ADAM RENWICK**  
INF • Fr.  
Spartanburg, S.C.



**12**  
**ROBERT JOLLY**  
C • Fr.  
Myrtle Beach, S.C.



**13**  
**DREW WHARTON**  
OF/1B • Fr.  
Suwanee, Ga.



**15**  
**GLENN BATSON**  
3B/1B • \*Fr.  
Greenville, S.C.



**16**  
**ALEX EUBANKS**  
RHP • Fr.  
Moore, S.C.



**17**  
**PAUL CAMPBELL**  
RHP • Fr.  
Malden, Mass.



**18**  
**TYLER SLATON**  
OF • Sr.  
Cumming, Ga.



**19**  
**BRODY KOERNER**  
RHP • Jr.  
Concord, N.C.



**20**  
**DREW MOYER**  
RHP • So.  
Gilbert, S.C.



**21**  
**KEVIN POHLE**  
RHP • \*Gr.  
St. Louis, Mo.



**22**  
**WALES TONEY**  
RHP • \*So.  
Anderson, S.C.



**23**  
**CHARLIE BARNES**  
LHP • Fr.  
Sumter, S.C.



**24**  
**DAN PEPICELLI**  
Associate Head Coach  
6th Season



**25**  
**CHRIS OKEY**  
C • So.  
Mount Dora, Fla.



**26**  
**REED ROHLMAN**  
OF • \*Fr.  
Moore, S.C.



**28**  
**TAYLOR HARBIN**  
Student Assistant Coach  
Sr. • Travelers Rest, S.C.



**29**  
**JACKSON CAMPANA**  
RHP • Jr.  
Charlotte, N.C.



**30**  
**HUNTER VAN HORN**  
LHP • Fr.  
Tampa, Fla.



**32**  
**CLATE SCHMIDT**  
RHP • Jr.  
Acworth, Ga.



**33**  
**ZACK ERWIN**  
LHP • Jr.  
Duluth, Ga.



**35**  
**MIKE TRILLER**  
OF • \*Jr.  
Rutland, Vt.



**36**  
**PAT KRALL**  
LHP • So.  
Downtown, Pa.



**37**  
**ALEX BOSTIC**  
LHP • So.  
Matthews, N.C.



**39**  
**JAKE LONG**  
RHP • \*Sr.  
Anderson, S.C.



**40**  
**KYLE SCHNELL**  
RHP • Sr.  
Milton, Ga.



**41**  
**TAYLOR VETZEL**  
RHP • \*So.  
Simpsonville, S.C.



**42**  
**CLAY BATES**  
RHP • \*Sr.  
Rock Hill, S.C.



**43**  
**PATRICK ANDREWS**  
RHP • \*Jr.  
Hilton Head Island, S.C.



**44**  
**MATTHEW CROWNOWER**  
LHP • Jr.  
Ringgold, Ga.



**46**  
**JACK HUGGINS**  
INF • Fr.  
Newberry, S.C.



**47**  
**ALEX SCHNELL**  
LHP • Fr.  
Milton, Ga.



**48**  
**GARRETT LOVORN**  
RHP • \*So.  
Pendleton, S.C.



**49**  
**STEPHEN FARIS**  
Volunteer Assistant Coach  
2nd Season



**50**  
**MIKE GOREN**  
RHP • Fr.  
Westbury, N.Y.



**BRAD OWENS**  
Director of Baseball Operations  
8th Season



**TRAVIS JOHNSTON**  
Athletic Trainer  
7th Season



**MIKE WILSON**  
Equipment Manager  
5th Season



**RICK FRANZBLAU**  
Strength & Conditioning Coach  
1st Season

# MEET THE TIGERS



*Left hander*  
**MATTHEW CROWNOWER**  
THIRD-TEAM ALL-ACC, 2014

**CLEMSON**

# VETERAN BIOS

43

CO-CAPTAIN



## PATRICK ANDREWS

RHP • R-R • 6-4 • 240 • \*JR. • 2VL  
HILTON HEAD ISLAND, S.C.  
HILTON HEAD PREP SCHOOL  
MECHANICAL ENGINEERING

Righthander who has served predominantly as a long reliever during his career ... in 72.0 innings pitched over 49 appearances (one start) and three seasons, he has a 3-4 record, two saves and a 4.25 ERA while allowing 67 hits (.246 opponents' batting average) and 27 walks with 54 strikeouts ... three-time ACC Academic Honor Roll member ... team co-captain for 2015.

### 2014 (JUNIOR)

ACC Academic Honor Roll member ... had an 0-0 record and a 7.20 ERA in six relief appearances ... in 5.0 innings pitched, he allowed eight hits (.333 opponents' batting average) and two walks with four strikeouts ... only allowed one of six leadoff batters to reach base ...



suffered an elbow injury, had "Tommy John" surgery in late March and missed the rest of the season; received a medical redshirt.

### 2013 (SOPHOMORE)

ACC Academic Honor Roll member ... had a 1-1 record and a 2.87 ERA in 23 appearances (one start) ... in 37.2 innings pitched, he allowed 30 hits (.217 opponents' batting average) and 10 walks with 25 strikeouts ... did not throw a wild pitch ... had a 2.51 ERA and .212 opponents' batting average along with eight strikeouts against three walks in 14.1 innings pitched over 10 relief appearances in ACC regular-season games ... in 34.2 innings pitched over his 22 relief appearances, he was 1-0 with a team-best 2.08 ERA and allowed 25 hits (.200 opponents' batting average) and nine walks with 22 strikeouts ... held lefthanded batters to a .163 batting average ... in 27.2 innings pitched after the sixth inning, he allowed only 17 hits (.172 opponents' batting average), three earned runs (0.98 ERA) and five walks with 17 strikeouts ... pitched 1.1 perfect innings in relief with two strikeouts to earn the win at Western Carolina on April 9 ... pitched 2.0 scoreless innings in relief with five strikeouts against No. 3 North Carolina in the ACC Tournament on May 24 ... pitched 3.0 innings in relief, allowing one hit, no runs and no walks with four strikeouts against Liberty in the Columbia Regional on June 2 ... No. 16 college prospect in South Carolina for the 2014 draft in the preseason by Perfect Game ... played for Hyannis in the Cape Cod League in the summer, where he was 2-1 with a 3.80 ERA and 19 strikeouts against four walks in 23.2 innings pitched over five appearances (three starts).

### 2012 (FRESHMAN)

ACC Academic Honor Roll member ... had a 2-3 record, two saves and a 5.52 ERA in 20 relief appearances ... in 29.1 innings pitched, he allowed 29 hits (.264 opponents' batting average), including only one homer and 15 walks with 25 strikeouts ... had a 3.31 ERA, two saves and a .222 opponents' batting average in 16.1 innings pitched over eight relief appearances in ACC regular-season games ... had a 1-0 record, one save, a 3.12 ERA, .219 opponents' batting average and

## ANDREWS' CAREER HIGHS

Total IP	6.2	Florida State	(2)5-14-12
Scoreless IP	3.0	Liberty	6-2-13
Hits	6	Florida State	(2)5-14-12
Runs	4	many (3)	-----
Earned Runs	4	many (2)	-----
Walks	5	Florida State	(2)5-14-12
Strikeouts	5	North Carolina	5-24-13

six strikeouts against no walks in 8.2 innings pitched over six relief appearances away from home ... had a 1-0 record, one save, a 3.57 ERA and .190 opponents' batting average in 17.2 innings pitched over eight relief appearances against top-25 ranked teams ... only allowed five of his 21 inherited baserunners to score ... pitched a hitless and scoreless eighth inning with three strikeouts in his first career appearance against Maine on Feb. 25 ... pitched 1.1 hitless and scoreless innings in relief against No. 6 North Carolina on March 10 ... pitched 1.1 perfect innings in relief with two strikeouts at No. 18 Georgia on March 27 ... pitched 2.0 scoreless innings in relief of one-hit ball with one strikeout to record his first career save against No. 7 Miami (Fla.) on March 31 ... pitched 1.2 perfect innings in relief with two strikeouts against No. 17 NC State on April 14 ... pitched 0.2 scoreless innings in relief to earn his first career win against Charleston Southern on April 17 ... pitched 6.2 innings in relief, allowing six hits and three runs with two strikeouts in the second game of a double-header against No. 1 Florida State on May 14 ... retired all four batters he faced with one strikeout to earn the win against No. 1 Florida State in the ACC Tournament on May 25 ... played for Florence in the Coastal Plain League in the summer, where he was 3-4 with a 5.30 ERA in 37.1 innings pitched over seven starts; did not allow a homer and had 37 strikeouts against 18 walks.

### BEFORE CLEMSON

Rated as the No. 153 player in the nation and No. 6 player in South Carolina by Perfect Game ... No. 13 player and No. 3 pitcher in South Carolina by Diamond Prospects ... SCISA Player-of-the-Year as a senior ... SCISA all-state selection as a junior and senior ... all-region selection as a sophomore, junior and senior ... team MVP as a junior and senior ... set the career school record for wins and strikeouts ... all-region selection in football as a junior and senior ... lettered five times in baseball, three times in football and three times in basketball at Hilton Head Prep School, where he was coached by Nathan Stevens.

### PERSONAL

One of three ACC student-athletes chosen in November 2014 to hold voting power on proposed governance rule changes under the NCAA's Division I autonomy process; he attended the NCAA Convention in January 2015 as one of 80 voting members, including one of three ACC student-athletes, on legislation proposals ... majoring in mechanical engineering ... born Patrick Connor Andrews on March 26, 1993 in Poughkeepsie, N.Y.

## ANDREWS' CAREER STATS

### OVERALL

Year	ERA	W-L	APP	GS	CG	SHO/CBO	SV	IP	H	R	ER	BB	SO	AB	O/BA	WP	HBP	BK	PO	A	E	Fld%
2012	5.52	2-3	20	0	0	0/0	2	29.1	29	22	18	15	25	110	.264	7	3	0	1	3	0	1.000
2013	2.87	1-1	23	1	0	0/3	0	37.2	30	15	12	10	25	138	.217	0	3	1	2	5	0	1.000
2014	7.20	0-0	6	0	0	0/0	0	5.0	8	5	4	2	4	24	.333	0	0	0	0	1	0	1.000
Totals	4.25	3-4	49	1	0	0/3	2	72.0	67	42	34	27	54	272	.246	7	6	1	3	9	0	1.000

### ACC REGULAR SEASON

Year	ERA	W-L	APP	GS	CG	SHO/CBO	SV	IP	H	R	ER	BB	SO	AB	O/BA	WP	HBP	BK	PO	A	E	Fld%
2012	3.31	0-0	8	0	0	0/0	2	16.1	12	6	6	8	6	54	.222	2	1	0	1	2	0	1.000
2013	2.51	0-0	10	0	0	0/1	0	14.1	11	4	4	3	8	52	.212	0	1	1	1	1	0	1.000
2014	-----	0-0	1	0	0	0/0	0	0.0	2	3	2	1	0	3	.667	0	0	0	0	0	0	-----
Totals	3.52	0-0	19	0	0	0/1	2	30.2	25	13	12	12	14	109	.229	2	2	1	2	3	0	1.000



# VETERAN BIOS

42



## CLAY BATES

RHP • R-R • 6-0 • 190 • \*SR. • 3VL  
ROCK HILL, S.C.  
NORTHWESTERN HS  
HEALTH SCIENCE

### BATES' CAREER HIGHS

Total IP	2.1	Eastern Michigan	2-14-14
Scoreless IP	2.1	Eastern Michigan	2-14-14
Hits	5	NC State	4-6-14
Runs	6	NC State	4-6-14
Earned Runs	5	NC State	4-6-14
Walks	2	many (6)	-----
Strikeouts	4	Coastal Carolina	4-15-14

### BEFORE CLEMSON

All-region and all-area selection as a senior at Northwestern High School ... won the team's Best Pitcher Award as a senior ... won the team's Hustle Award as a sophomore ... member of the region champions as a sophomore, junior and senior ... member of the district champions as a senior ... lettered three times in baseball at Northwestern High, where he was coached by Mitch Walters.

### PERSONAL

Graduated May 9, 2014 with a degree in health science ... born John Clayton Bates on Feb. 4, 1992 in Charlotte, N.C.

Righthander who has been used in long relief and as a setup man ... has one of the hardest fastballs on the team after changing from his sidearm delivery in 2013 to a three-quarters slot in 2014 ... in 49.1 innings pitched over 46 relief appearances and three seasons, he has a 1-1 record and 4.56 ERA while allowing 51 hits (.270 opponents' batting average), one homer and 26 walks with 33 strikeouts ... three-time ACC Academic Honor Roll member ... three-time winner of the Omaha Challenge competition among pitchers.

### 2014 (REDSHIRT JUNIOR)

Had an 0-1 record, one save and a 4.11 ERA in 27 relief appearances ... in 30.2 innings pitched, he allowed 29 hits (.248 opponents' batting average), five extra-base hits and 18 walks with 26 strikeouts ... held opponents to a .173 batting average with the bases empty ... had 45 groundball outs compared to only 16 flyball outs ... pitched 2.1 innings in relief, allowing one hit, no runs and no walks with two strikeouts against Eastern Michigan on Feb. 14 ... pitched 1.1 scoreless innings in relief against Eastern Michigan on Feb. 16 ... pitched 1.2 innings in relief, allowing no hits, no runs and no walks with two strikeouts in the second game of a doubleheader at Wake Forest on March 15 ... pitched a hitless and scoreless inning in relief at No. 2 Virginia on April 11 ... pitched 2.0 innings in relief, allowing two hits and no earned runs with four strikeouts to record his first career save against Coastal Carolina on April 15 ... pitched 1.1 perfect innings in relief with a strikeout against Boston College on May 17.

### 2013 (REDSHIRT SOPHOMORE)

ACC Academic Honor Roll member ... member of Clemson's All-Academic team for having the team's highest GPA ... had a 1-0 record and a 3.60 ERA in 10 relief appearances ... in 10.0 innings pitched, he allowed nine hits (.257 opponents' batting average) and six walks with four strikeouts ... held opponents to 2-for-17 (.118) with runners on base and 1-for-11 (.091) with runners in scoring position ... in 4.1 innings pitched over his last four relief appearances, he allowed two hits, no runs and one walk with one strikeout ... pitched 1.1 scoreless innings in relief to earn his first career win against William & Mary


on Feb. 15 ... retired the only batter he faced in relief against Western Carolina on April 24 ... pitched a hitless and scoreless ninth inning in relief against Maryland on May 4 ... pitched 2.0 innings in relief, allowing one hit, no runs and no walks with one strikeout in the first game of a doubleheader at Furman on May 8 ... pitched a scoreless ninth inning against Georgia Southern on May 10 ... won the Omaha Challenge competition among pitchers in the fall of 2012.

### 2012 (REDSHIRT FRESHMAN)

ACC Academic Honor Roll member ... had an 0-0 record and a 7.27 ERA in nine relief appearances ... in 8.2 innings pitched, he allowed 13 hits (.351 opponents' batting average), including no homers and two walks with three strikeouts ... had 19 groundball outs compared to only three flyball outs ... had a 1.93 ERA and .133 opponents' batting average along with three strikeouts against no walks in 4.2 innings pitched over three relief appearances in night games ... in 3.1 innings pitched over three relief appearances against NCAA Tournament teams, he allowed one hit and no runs ... had a 3.38 ERA in 5.1 innings pitched after the seventh inning ... pitched a scoreless ninth inning in the first game of a doubleheader against UAB on Feb. 18; it was his first career appearance ... pitched 1.2 hitless and scoreless innings in relief with two strikeouts against no walks against Georgia on April 11 ... retired all six batters he faced to close out the game against College of Charleston on May 6 ... won the Omaha Challenge competition among pitchers in the fall of 2011 ... played for Oneonta in the Perfect Game Collegiate Baseball League in the summer, where he was 2-0 with three saves, a 3.43 ERA and .227 opponents' batting average in 21.0 innings pitched over 14 relief appearances.

### 2011 (FRESHMAN)

Redshirted ... ACC Academic Honor Roll member ... won the Omaha Challenge competition among pitchers in the fall of 2010 ... played for Pineville in the Southern Collegiate Baseball League in the summer, where he was 2-4 with a 3.45 ERA in 28.2 innings pitched over nine appearances (seven starts); allowed 26 hits (.248 opponents' batting average) and no homers.



### BATES' CAREER STATS

#### OVERALL

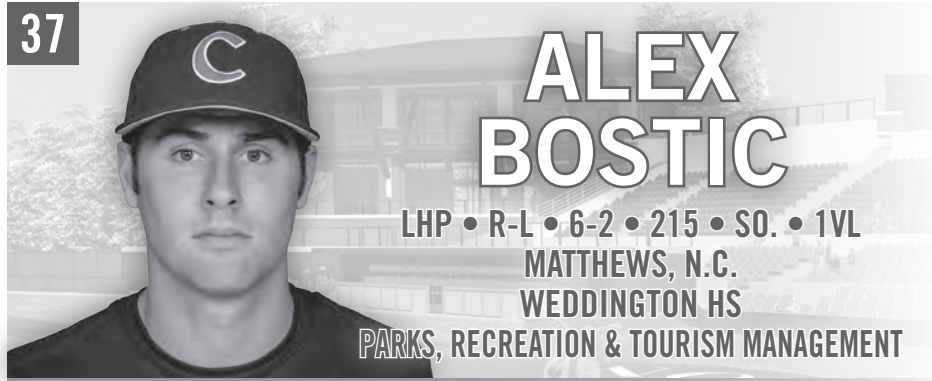
Year	ERA	W-L	APP	GS	CG	SHO/CBO	SV	IP	H	R	ER	BB	SO	AB	O/BA	WP	HBP	BK	PO	A	E	Fld%
2012	7.27	0-0	9	0	0	0/0	0	8.2	13	7	7	2	3	37	.351	1	5	1	1	1	0	1.000
2013	3.60	1-0	10	0	0	0/2	0	10.0	9	6	4	6	4	35	.257	1	5	0	1	4	2	.714
2014	4.11	0-1	27	0	0	0/1	1	30.2	29	17	14	18	26	117	.248	5	3	0	3	7	1	.909
<b>Totals</b>	<b>4.56</b>	<b>1-1</b>	<b>46</b>	<b>0</b>	<b>0</b>	<b>0/3</b>	<b>1</b>	<b>49.1</b>	<b>51</b>	<b>30</b>	<b>25</b>	<b>26</b>	<b>33</b>	<b>189</b>	<b>.270</b>	<b>7</b>	<b>13</b>	<b>1</b>	<b>5</b>	<b>12</b>	<b>3</b>	<b>.850</b>

#### ACC REGULAR SEASON

Year	ERA	W-L	APP	GS	CG	SHO/CBO	SV	IP	H	R	ER	BB	SO	AB	O/BA	WP	HBP	BK	PO	A	E	Fld%
2012	0.00	0-0	1	0	0	0/0	0	0.1	0	0	0	1	0	1	.000	0	1	0	0	0	0	-----
2013	10.80	0-0	3	0	0	0/0	0	1.2	1	2	2	3	1	6	.167	1	1	0	0	0	1	.000
2014	6.91	0-0	13	0	0	0/0	0	14.1	18	13	11	12	8	60	.300	3	2	0	2	4	0	1.000
<b>Totals</b>	<b>7.16</b>	<b>0-0</b>	<b>17</b>	<b>0</b>	<b>0</b>	<b>0/0</b>	<b>0</b>	<b>16.1</b>	<b>19</b>	<b>15</b>	<b>13</b>	<b>16</b>	<b>9</b>	<b>67</b>	<b>.284</b>	<b>4</b>	<b>4</b>	<b>0</b>	<b>2</b>	<b>4</b>	<b>1</b>	<b>.857</b>

# VETERAN BIOS

37



## ALEX BOSTIC

LHP • R-L • 6-2 • 215 • SO. • 1VL

MATTHEWS, N.C.

WEDDINGTON HS

PARKS, RECREATION & TOURISM MANAGEMENT

### BOSTIC'S CAREER HIGHS

Total IP	1.0	many (3)	-----
Scoreless IP	1.0	Maine	2-22-14
Hits	3	Pittsburgh	4-20-14
Runs	5	many (2)	-----
Earned Runs	5	Pittsburgh	4-20-14
Walks	3	Western Carolina	3-4-14
Strikeouts	1	many (3)	-----

lefthander in the nation and No. 3 player (highest to attend college) in North Carolina according to Perfect Game ... Perfect Game National Showcase participant in Minneapolis, Minn ... first-team all-state selection during his senior season ... first-team all-county pick during his senior season ... first-team all-conference selection during his senior season ... lettered four times in baseball at Weddington High School, where he was coached by Travis Poole.

### PERSONAL

Majoring in parks, recreation & tourism management ... born Drew Alexander Bostic on Nov. 14, 1994 in Charlotte, N.C.

Sophomore lefthander who will be counted on in future years ... has the repertoire of pitches to make a significant impact in 2015.

### 2014 (FRESHMAN)

Had an 0-1 record and a 27.00 ERA in eight appearances (one start) ... in 4.1 innings pitched, he allowed nine

hits (.429 opponents' batting average) and 11 walks with three strikeouts ... pitched a scoreless ninth inning against Maine on Feb. 22; it was his first career outing.

### BEFORE CLEMSON

Rated as a top-200 prospect for the draft according to Baseball America ... No. 174 player and No. 22



### BOSTIC'S CAREER STATS

#### OVERALL

Year	ERA	W-L	APP	GS	CG	SHO/CBO	SV	IP	H	R	ER	BB	SO	AB	O/BA	WP	HBP	BK	PO	A	E	Fld%
2014	27.00	0-1	8	1	0	0/0	0	4.1	9	16	13	11	3	21	.429	2	0	0	1	1	1	.667

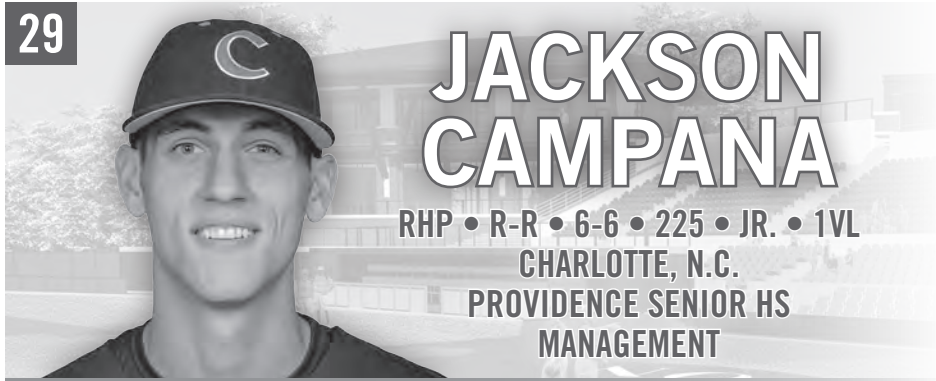
#### ACC REGULAR SEASON

Year	ERA	W-L	APP	GS	CG	SHO/CBO	SV	IP	H	R	ER	BB	SO	AB	O/BA	WP	HBP	BK	PO	A	E	Fld%
2014	54.00	0-0	3	0	0	0/0	0	1.1	5	8	8	4	0	8	.625	1	0	0	0	0	0	-----



# VETERAN BIOS

29



## JACKSON CAMPANA

RHP • R-R • 6-6 • 225 • JR. • 1VL  
 CHARLOTTE, N.C.  
 PROVIDENCE SENIOR HS  
 MANAGEMENT

### CAMPANA'S CAREER HIGHS

Total IP	2.0	many (3)	-----
Scoreless IP	2.0	many (2)	-----
Hits	4	Miami (Fla.)	5-25-13
Runs	2	many (2)	-----
Earned Runs	2	many (2)	-----
Walks	2	many (3)	-----
Strikeouts	2	many (3)	-----
Runs	0	-----	-----
Hits	1	William & Mary	2-17-13
Doubles	1	William & Mary	2-17-13
Home Runs	0	-----	-----
RBI's	1	William & Mary	2-17-13
Walks	0	-----	-----
Steals	0	-----	-----

Righthander who has pitched sparingly out of the bullpen ... in 13.0 innings pitched over 11 relief appearances and two seasons, he has an 0-0 record and a 3.46 ERA while allowing 12 hits (.255 opponents' batting average), no homers and nine walks with 10 strikeouts.

### BEFORE CLEMSON

Rated as the No. 460 player in the nation and No. 13 player in North Carolina by Perfect Game ... lettered four times in baseball ... coached by Danny Hignight at Providence Senior High School.

### PERSONAL

Pronounced cam-PAN-uh ... his mother, Susan, played softball at Tufts ... majoring in management ... born Jackson Ross Campa on Aug. 29, 1993 in Winston-Salem, N.C.

### 2014 (SOPHOMORE)

Had an 0-0 record and a 6.75 ERA in three relief appearances ... in 2.2 innings pitched, he allowed one hit (.111 opponents' batting average) and one walk with two strikeouts ... pitched a hitless and scoreless eighth inning with a strikeout at Pittsburgh on April 20 ... pitched a perfect ninth inning with a strikeout against No. 11 Miami (Fla.) on April 27 ... had "Tommy John" surgery on July 15 ... played for Ballantyne in the Southern Collegiate Baseball League in the summer, where he was 0-for-4 with one walk in three games.

### 2013 (FRESHMAN)

Had an 0-0 record and a 2.61 ERA in eight relief appearances ... in 10.1 innings pitched, he allowed 11 hits (.289 opponents' batting average) and eight walks with eight strikeouts ... was 1-for-3 with one double and one RBI in four games off the bench ... held opponents to a .174 batting average with runners on base and an .071 batting average with runners in scoring position ... hit a pinch-hit, run-scoring double against William & Mary on Feb. 17; it was his first career game ... pitched 2.0 innings in relief, allowing one hit and no runs in the second game of a doubleheader against Wright State on Feb. 23; it was his first career appearance ... pitched a scoreless ninth inning with a strikeout against Western Carolina on April 24 ... pitched 2.0 hitless and scoreless innings in relief with two strikeouts in the second game of a doubleheader at Furman on May 8 ... pitched a scoreless ninth inning with two strikeouts against Georgia Southern on May 11 ... pitched a scoreless ninth inning with two strikeouts against no walks against Liberty in the Columbia Regional on May 31 ... played for Gastonia in the Coastal Plain League in the summer, where he pitched 4.1 innings over four relief appearances.



### CAMPANA'S CAREER STATS

#### OVERALL

Year	ERA	W-L	APP	GS	CG	SHO/CBO	SV	IP	H	R	ER	BB	SO	AB	O/BA	WP	HBP	BK	PO	A	E	Fld%
2013	2.61	0-0	8	0	0	0/2	0	10.1	11	4	3	8	8	38	.289	3	1	0	3	2	0	1.000
2014	6.75	0-0	3	0	0	0/0	0	2.2	1	2	2	1	2	9	.111	0	1	0	0	0	0	-----
<b>Totals</b>	<b>3.46</b>	<b>0-0</b>	<b>11</b>	<b>0</b>	<b>0</b>	<b>0/2</b>	<b>0</b>	<b>13.0</b>	<b>12</b>	<b>6</b>	<b>5</b>	<b>9</b>	<b>10</b>	<b>47</b>	<b>.255</b>	<b>3</b>	<b>2</b>	<b>0</b>	<b>3</b>	<b>2</b>	<b>0</b>	<b>1.000</b>

Year	Avg	GP-GS	AB	R	H	2B	3B	HR	RBI	TB	Slg%	BB	HP	SO	GDP	OB%	SF	SH	SB	PO	A	E	Fld%
2013	.333	4-0	3	0	1	1	0	0	1	2	.667	0	0	0	0	.333	0	0	0-0	3	2	0	1.000

#### ACC REGULAR SEASON

Year	ERA	W-L	APP	GS	CG	SHO/CBO	SV	IP	H	R	ER	BB	SO	AB	O/BA	WP	HBP	BK	PO	A	E	Fld%
2013	9.00	0-0	1	0	0	0/0	0	1.0	1	1	1	2	0	3	.333	1	0	0	0	0	0	-----
2014	6.75	0-0	3	0	0	0/0	0	2.2	1	2	2	1	2	9	.111	0	1	0	0	0	0	-----
<b>Totals</b>	<b>7.36</b>	<b>0-0</b>	<b>4</b>	<b>0</b>	<b>0</b>	<b>0/0</b>	<b>0</b>	<b>3.2</b>	<b>2</b>	<b>3</b>	<b>3</b>	<b>3</b>	<b>2</b>	<b>12</b>	<b>.167</b>	<b>1</b>	<b>1</b>	<b>0</b>	<b>0</b>	<b>0</b>	<b>0</b>	<b>-----</b>

Year	Avg	GP-GS	AB	R	H	2B	3B	HR	RBI	TB	Slg%	BB	HP	SO	GDP	OB%	SF	SH	SB	PO	A	E	Fld%
2013	.000	1-0	1	0	0	0	0	0	0	0	.000	0	0	0	0	.000	0	0	0-0	0	0	0	-----

# VETERAN BIOS

6  
CO-CAPTAIN



## ANDREW COX

1B/OF • L-L • 6-0 • 215 • \*SO. • 1VL  
BELTON, S.C.  
BELTON-HONEA PATH HS  
PARKS, RECREATION & TOURISM MANAGEMENT

First-baseman and outfielder from nearby Belton, S.C. ... will compete for the starting spot at first base and has the versatility to play in left field ... two-time ACC Academic Honor Roll member ... team co-captain for 2015.

### 2014 (REDSHIRT FRESHMAN)

ACC Academic Honor Roll member ... hit .150 with six runs, one double, two RBIs, a .271 on-base percentage, five walks, two hit-by-pitches and three steals in 31 games (nine starts, including seven in left field and two at first base) ... went 2-for-4 with a walk and steal against

Eastern Michigan on Feb. 14; it was his first career game; was 4-for-9 with two walks, two hit-by-pitches and two steals in the series ... played for Florence in the Coastal Plain League in the summer, where he hit .274 with 17 runs, three doubles, one triple, eight RBIs and three steals in 30 games.

### 2013 (FRESHMAN)

Redshirted ... ACC Academic Honor Roll member ... played for High Point-Thomasville in the Coastal Plain League in the summer, where he hit .228 with one homer,

## COX'S CAREER HIGHS

Runs	1	many (6)	-----
Hits	2	Eastern Michigan	2-14-14
Doubles	1	Eastern Michigan	2-14-14
Home Runs	0	-----	-----
RBIs	1	many (2)	-----
Walks	1	many (5)	-----
Steals	1	many (3)	-----

two triples, one double, 11 RBIs, 15 runs and four steals in 40 games (28 starts).

### BEFORE CLEMSON

Rated as the No. 11 player and No. 2 outfielder in South Carolina by Diamond Prospects ... South Carolina Select All-Star ... two-time all-state selection ... three-time all-region selection ... member of the state championship team as a freshman ... lettered five times in baseball and three times in football ... coached by Steve Williams at Belton-Honea Path High School.

### PERSONAL

His father, Jimmy, was a member of the Clemson football team in 1979,80 ... his brother, Jay, was an outfielder on the 2011 Clemson baseball team ... majoring in parks, recreation & tourism management ... born Andrew Levi Cox on Nov. 23, 1993 in Greenwood, S.C.



## COX'S CAREER STATS

OVERALL																							
Year	Avg	GP-GS	AB	R	H	2B	3B	HR	RBI	TB	Slg%	BB	HP	SO	GDP	OB%	SF	SH	SB	PO	A	E	Fld%
2014	.150	31-9	40	6	6	1	0	0	2	7	.175	5	2	12	1	.271	1	0	3-4	36	1	2	.949
ACC REGULAR SEASON																							
Year	Avg	GP-GS	AB	R	H	2B	3B	HR	RBI	TB	Slg%	BB	HP	SO	GDP	OB%	SF	SH	SB	PO	A	E	Fld%
2014	.077	9-1	13	1	1	0	0	0	1	1	.077	1	0	2	1	.143	0	0	0-0	10	0	0	1.000



# VETERAN BIOS

44

CO-CAPTAIN



## MATTHEW CROWNOVER

LHP • R-L • 6-0 • 210 • JR. • 2VL  
RINGGOLD, GA.  
RINGGOLD HS  
SPORTS COMMUNICATION

### CROWNOVER'S CAREER HIGHS

Total IP	9.0	Maryland	(2)3-28-14
Scoreless IP	7.0	many (2)	-----
Hits	10	Oregon	5-30-14
Runs	8	Oregon	5-30-14
Earned Runs	8	Oregon	5-30-14
Walks	3	many (4)	-----
Strikeouts	9	many (4)	-----

selection ... had 176 strikeouts in one season ... USA 14U National Team member ... lettered four times in baseball, two times in football and two times in basketball ... coached by Brent Tucker at Ringgold High School.

### PERSONAL

His mother, Susan, a successful girl's basketball and softball coach at Girls Preparatory School in Chattanooga, Tenn., was forced to give up her duties as basketball coach due to Berger's disease and was on a waiting list for a new kidney; the mother (Kelley Boyd) of Matthew's girlfriend (Madison Boyd) was a match, and Kelley donated her kidney to Susan in November 2014 ... attended the SABR (Society for American Baseball Research) Convention in Houston, Texas from Aug. 1-3, 2014 and presented (along with Clemson Professor Jimmy Sanderson) a poster on "Building From Within or Acquiring From Without: An Analysis of Roster Construction for Postseason MLB Teams From 2009-13;" won the USA Today Sports Award for best poster ... majoring in sports communication ... born James Matthew Crownover on March 5, 1993 in East Ridge, Tenn.

Lefthander who is not overpowering, but uses his control to be effective ... his fastball improved from 2013 to 2014 after fully recovering from "Tommy John" surgery in March 2012 ... was in the weekend rotation during all of 2014 ... in 169.1 innings pitched over 32 appearances (30 starts) and two seasons, he has a 15-9 record and 2.60 ERA while allowing 158 hits (.250 opponents' batting average) and 37 walks with 135 strikeouts ... third in Tiger history in walks per nine innings pitched (1.97), fourth in strikeout-to-walk ratio (3.65) and ninth in ERA ... has a 2.01 ERA in 103.0 innings pitched in 17 starts in ACC regular-season games in his career ... two-time All-ACC Academic selection ... two-time ACC Academic Honor Roll member ... team co-captain for 2015.

### 2014 (SOPHOMORE)

Drafted in the 21st round (No. 628 overall pick) by the San Francisco Giants ... Third-Team All-ACC selection ... All-ACC Academic selection ... ACC Academic Honor Roll member ... had an 8-6 record and a 2.90 ERA in 17 appearances (16 starts) ... in 99.1 innings pitched, he allowed 94 hits (.251 opponents' batting average) and 20 walks with 90 strikeouts ... eighth in Tiger history in strikeout-to-walk ratio (4.50) ... tied for fourth in the ACC in starts, tied for sixth in wins, seventh in strikeouts, 10th in innings pitched and tied for 10th in complete games (1) ... led the team in wins and starts ... had a 5-4 record, 2.16 ERA, .228 opponents' batting average and 48 strikeouts against only 13 walks in 66.2 innings pitched over 10 starts in ACC regular-season games ... in 25.1 innings pitched after the fifth inning, he allowed just four runs (1.42 ERA), 17 hits (.185 opponents' batting average) and one walk with 22 strikeouts ... pitched a complete game, allowing four hits, one run and no walks with nine strikeouts to earn the win in the second game of a doubleheader at Maryland on March 28 ... pitched 8.0 innings in a starting role, allowing three hits, one run and two walks with seven strikeouts to earn the win against NC State on April 5; retired the last 13 batters he faced ... pitched 7.0 innings in a starting role, allowing six hits, no earned runs and no walks with five strikeouts to earn the win against Boston College on May 15 ... pitched 7.2 innings in a starting role, allowing five hits, two runs and one walk with nine strikeouts to earn the win against Duke in the ACC Tournament on May 21 ... No. 65 sophomore in the nation in the preseason

by Perfect Game ... No. 13 ACC prospect for the 2014 draft in the preseason by Perfect Game.

### 2013 (FRESHMAN)

Freshman All-American by Collegiate Baseball ... second-team freshman All-American by Baseball America and Perfect Game ... All-ACC Academic selection ... ACC Academic Honor Roll member ... won the Tiger Baseball Award, given to the team's best leader ... had a 7-3 record and a team-best 2.19 ERA in 15 appearances (14 starts) ... in 70.0 innings pitched, he allowed 64 hits (.249 opponents' batting average) and 17 walks with 45 strikeouts ... became the first freshman to lead Clemson in ERA since 2003 ... fifth in the ACC in ERA ... had a team-high six pickoffs and allowed only three steals in nine attempts ... did not allow more than three runs in any of his 15 appearances ... had a 7-3 record, a 1.95 ERA and .245 opponents' batting average in his 14 starts ... in 36.1 innings pitched over seven starts in ACC regular-season games, he was 3-2 with an ACC-best 1.73 ERA ... in 42.2 innings pitched over his last eight starts, he was 4-3 and allowed just six earned runs (1.27 ERA) ... named ACC Pitcher-of-the-Week on May 13 for his performance in two starts from on May 6, 11; in 13.0 innings pitched, he allowed seven hits, no runs and four walks with 10 strikeouts to earn two wins ... pitched 6.1 innings in a starting role, allowing four hits, no runs and one walk with four strikeouts to earn the win at Boston College on April 7; did not allow a runner past second base ... pitched 7.0 innings in a starting role, allowing three hits, no runs and three walks with eight strikeouts to earn the win against Georgia Southern on May 11 ... No. 36 freshman in the nation in the preseason by Baseball America ... No. 57 freshman in the nation in the preseason by Perfect Game ... No. 8 newcomer in the ACC in the preseason by Baseball America ... No. 7 college prospect in South Carolina for the 2014 draft in the preseason by Perfect Game.

### BEFORE CLEMSON

Rated as the No. 62 player and No. 7 lefthander in the nation and No. 5 player in Georgia by Perfect Game ... No. 87 high school prospect in the nation by Baseball America ... All-American by Perfect Game and Rawlings ... East Coast Pro Showcase ... Georgia state player-of-the-year as a sophomore and junior ... three-time all-state



### CROWNOVER'S CAREER STATS

#### OVERALL


Year	ERA	W-L	APP	GS	CG	SHO/CBO	SV	IP	H	R	ER	BB	SO	AB	O/BA	WP	HBP	BK	PO	A	E	Fld%
2013	2.19	7-3	15	14	0	0/3	0	70.0	64	19	17	17	45	257	.249	1	6	0	2	12	1	.933
2014	2.90	8-6	17	16	1	0/0	0	99.1	94	45	32	20	90	375	.251	7	8	1	4	14	3	.857
Totals	2.60	15-9	32	30	1	0/3	0	169.1	158	64	49	37	135	632	.250	8	14	1	6	26	4	.889

#### ACC REGULAR SEASON

Year	ERA	W-L	APP	GS	CG	SHO/CBO	SV	IP	H	R	ER	BB	SO	AB	O/BA	WP	HBP	BK	PO	A	E	Fld%
2013	1.73	3-2	7	7	0	0/2	0	36.1	38	9	7	9	21	138	.275	1	2	0	2	6	1	.889
2014	2.16	5-4	10	10	1	0/0	0	66.2	56	23	16	13	48	246	.228	4	5	1	3	8	0	1.000
Totals	2.01	8-6	17	17	1	0/2	0	103.0	94	32	23	22	69	384	.245	5	7	1	5	14	1	.950

# VETERAN BIOS

9  
CO-CAPTAIN



## STEVEN DUGGAR

OF • L-R • 6-2 • 195 • JR. • 2VL

MOORE, S.C.

JAMES F. BYRNES HS

PARKS, RECREATION & TOURISM MANAGEMENT

### DUGGAR'S CAREER HIGHS

Runs	3	many (2)	-----
Hits	4	Georgia	3-25-14
Doubles	1	many (21)	-----
Home Runs	1	many (3)	-----
RBIs	4	many (3)	-----
Walks	2	many (9)	-----
Steals	3	Furman	5-13-14

Has the strongest outfield arm on the team and is one of the team's fastest players ... a career .297 hitter with a .363 on-base percentage in 123 games (123 starts) over two seasons ... has 21 doubles, five triples, three homers, 66 RBIs, 84 runs, 50 walks, three hit-by-pitches and 40 steals ... has 14 outfield assists in his career ... has started all 123 games of his Tiger career in right field ... two-time All-ACC Academic selection ... two-time ACC Academic Honor Roll member ... team co-captain for 2015 ... preseason third-team All-American by Collegiate Baseball and Perfect Game ... preseason first-team All-ACC by Perfect Game ... No. 27 college prospect and No. 44 overall prospect for the 2015 draft in the preseason by Perfect Game ... No. 45 overall prospect for the 2015

draft by MLB.com ... No. 55 college prospect for the 2015 draft by College Sports Madness ... No. 25 junior in the nation in the preseason by Perfect Game ... No. 6 ACC prospect for the 2015 draft in the preseason by Perfect Game.

#### 2014 (SOPHOMORE)

Third-Team All-ACC selection ... All-ACC Academic selection ... ACC Academic Honor Roll member ... hit .294 with 45 runs, 11 doubles, three triples, one homer, 36 RBIs, a .368 on-base percentage, 27 walks, two hit-by-pitches and 25 steals in 61 games (61 starts in right field) ... tied for second in the ACC in steals and tied for eighth in triples ... led or tied for the team lead in triples, steals, multiple-hit games (22), two-out RBIs (17) and outfield assists (5) ... was 27-for-80 (.338) with runners in scoring position ... had a 19-game hitting streak, which included the last nine games of 2013 and the first 10 games of 2014 ... went 3-for-4 with a double and steal against Eastern Michigan on Feb. 15; was 5-for-12 with four runs, two walks and four steals in the series ... went 3-for-4 with an RBI against No. 3 South Carolina on March 2 ... went 4-for-6 with a double, four RBIs and a run at Georgia on March 25 ... went 2-for-5 with a run and two steals at Pittsburgh on April 18; led off the 11th inning with a single, stole second and scored the winning run ... went 2-for-4 with an RBI, two runs, a walk and team-season-high three steals at Furman on May 13 ... No. 21 sophomore in the nation in the preseason by Baseball America ... No. 33 sophomore in the nation in the preseason by Perfect Game ... No. 4 ACC prospect for the 2015 draft in the preseason by Baseball America and Perfect Game ... played for Falmouth in the Cape Cod League in the summer, where he hit .323 with 35 runs, seven doubles, 13 RBIs, 23 RBIs and 15 steals in 46 games; selected to the Cape Cod League All-Star Game; led his team to the playoff finals; earned all-league honors; No. 12 prospect in the Cape Cod League by Baseball America; No. 17 prospect in the Cape Cod League by Perfect Game.

#### 2013 (FRESHMAN)

Freshman All-American by Collegiate Baseball ... All-ACC Academic selection ... ACC Academic Honor Roll member ... hit .300 with 39 runs, 10 doubles, two triples, two homers, 30 RBIs, a .359 on-base percentage, 23 walks,

one hit-by-pitch and 15 steals in 62 games (62 starts in right field) ... one of three Tigers to start every game ... led the team in hits (75) and outfield assists (9); became the first freshman to lead Clemson in hits since 2005 ... had a team-tying-high 23 multiple-hit games ... hit a team-high .370 with three doubles and one triple in six postseason games ... had five bunt singles ... hit .325 against lefthanders ... went 3-for-3 with a double against William & Mary on Feb. 15; it was his first career game; went 5-for-9 with two doubles, three runs and two walks in the series ... hit a double, scored two runs and had threw out two runners at the plate on outfield assists against Wright State on Feb. 24 ... went 2-for-4 with a key two-out, two-run single in the fifth inning against No. 7 South Carolina at Greenville, S.C. on March 2 ... went 1-for-2 with a double, four RBIs and a walk against Wofford on March 6 ... went 3-for-5 with a two-run homer at Georgia on March 26; it was his first career home run ... went 1-for-3 with a double, three runs, one walk and a steal at Western Carolina on April 9; hit a one-out double in the ninth inning and scored the go-ahead run ... went 3-for-4 with a walk and steal against Presbyterian College on April 10 ... went 3-for-5 with a homer, four RBIs, one walk and one steal against Wake Forest on April 14; hit a two-run, walkoff homer with two outs in the 11th inning ... went 2-for-4 with a double and run against Liberty in the Columbia Regional on June 2 ... No. 15 freshman in the nation in the preseason by Baseball America ... No. 48 freshman in the nation in the preseason by Perfect Game ... No. 7 newcomer in the ACC in the preseason by Baseball America ... played for Cotuit in the Cape Cod League in the summer, where he hit .209 with one RBI and three steals in 15 games ... No. 54 prospect in the Cape Cod League by Perfect Game.

#### BEFORE CLEMSON

Rated as the No. 166 player in the nation and No. 4 player and No. 1 position player in South Carolina by Perfect Game ... No. 215 prospect in the nation and No. 2 high school prospect in South Carolina by Baseball America ... No. 4 player and No. 1 outfielder in South Carolina by Diamond Prospects ... East Coast Pro Showcase ... South Carolina Select All-Star ... all-state selection as a junior and senior ... two-time offensive MVP ... member of the Upperstate champions as a sophomore, junior and senior ... lettered five times in baseball ... coached by Michael Maus at James F. Byrnes High School.

#### PERSONAL

Pronounced DUH-guhr ... his mother, Susan, was a swimmer at Evansville ... majoring in parks, recreation & tourism management ... born Steven Michael Duggar on Nov. 4, 1993 in Spartanburg, S.C.



### DUGGAR'S CAREER STATS

#### OVERALL

Year	Avg	GP-GS	AB	R	H	2B	3B	HR	RBI	TB	Slg%	BB	HP	SO	GDP	OB%	SF	SH	SB	PO	A	E	Fld%
2013	.300	62-62	250	39	75	10	2	2	30	95	.380	23	1	41	5	.359	2	3	15-22	124	9	1	.993
2014	.294	61-61	238	45	70	11	3	1	36	90	.378	27	2	51	0	.368	2	2	25-28	143	5	3	.980
<b>Totals</b>	<b>.297</b>	<b>123-123</b>	<b>488</b>	<b>84</b>	<b>145</b>	<b>21</b>	<b>5</b>	<b>3</b>	<b>66</b>	<b>185</b>	<b>.379</b>	<b>50</b>	<b>3</b>	<b>92</b>	<b>5</b>	<b>.363</b>	<b>4</b>	<b>5</b>	<b>40-50</b>	<b>267</b>	<b>14</b>	<b>4</b>	<b>.986</b>


#### ACC REGULAR SEASON

Year	Avg	GP-GS	AB	R	H	2B	3B	HR	RBI	TB	Slg%	BB	HP	SO	GDP	OB%	SF	SH	SB	PO	A	E	Fld%
2013	.233	30-30	120	19	28	1	1	1	12	34	.283	15	1	20	4	.321	1	0	10-13	61	4	1	.985
2014	.254	29-29	114	16	29	6	2	1	10	42	.368	11	2	22	0	.331	0	2	8-9	67	4	1	.986
<b>Totals</b>	<b>.244</b>	<b>59-59</b>	<b>234</b>	<b>35</b>	<b>57</b>	<b>7</b>	<b>3</b>	<b>2</b>	<b>22</b>	<b>76</b>	<b>.325</b>	<b>26</b>	<b>3</b>	<b>42</b>	<b>4</b>	<b>.326</b>	<b>1</b>	<b>2</b>	<b>18-22</b>	<b>128</b>	<b>8</b>	<b>2</b>	<b>.986</b>



# VETERAN BIOS

33



## ZACK ERWIN

LHP • L-L • 6-5 • 195 • JR. • 2VL

DULUTH, GA.

DULUTH HS

MANAGEMENT

### ERWIN'S CAREER HIGHS

Total IP	9.0	James Madison	5-2-14
Scoreless IP	9.0	James Madison	5-2-14
Hits	7	NC State	4-6-14
Runs	7	Georgia Southern	3-18-14
Earned Runs	7	Georgia Southern	3-18-14
Walks	4	many (2)	-----
Strikeouts	13	Western Carolina	4-23-14

doubleheader against Maryland on May 6 ... pitched 5.0 innings in a starting role to earn the win against Georgia Southern on May 12 ... pitched 5.1 innings in a starting role, allowing two runs with three strikeouts against No. 3 North Carolina in the ACC Tournament on May 24.

### BEFORE CLEMSON

East Coast Pro Showcase ... Gwinnett County All-Star team ... Georgia State All-Star team ... set school career and season records for wins and strikeouts ... lettered three times in baseball and three times in basketball ... coached by Matt Champitto at Duluth High School.

### PERSONAL

Majoring in management ... born Zachary Scott Erwin on Jan. 24, 1994 in Chicago, Ill.

Lefthander who has pitched most of his career as a reliever, but has made spot starts ... will compete for a spot in the weekend rotation in 2015 ... in 132.2 innings pitched over 48 appearances (13 starts) and two seasons, he has a 9-5 record, four saves and a 3.87 ERA while allowing 112 hits (.233 opponents' batting average) and 48 walks with 94 strikeouts ... No. 21 ACC prospect for the 2015 draft in the preseason by Perfect Game.


### 2014 (SOPHOMORE)

Had a 4-3 record, two saves and a 4.21 ERA in 26 appearances (seven starts) ... in 72.2 innings pitched, he allowed 59 hits (.222 opponents' batting average) and 28 walks with 62 strikeouts ... tied for third in the ACC in shutouts (1) and tied for 10th in complete games (1) ... had a 1-0 record, two saves, a 3.44 ERA and .203 opponents' batting average in 36.2 innings pitched over 19 relief appearances ... in 31.2 innings pitched after the fifth inning, he allowed just six earned runs (1.71 ERA) and 24 hits (.211 opponents' batting average) with 28 strikeouts ... only allowed five of his 26 inherited baserunners to score ... pitched 4.0 innings in relief, allowing three hits, no earned runs and no walks with four strikeouts to record the save against Eastern Michigan on Feb. 15 ... pitched 1.2 scoreless innings in relief to record the save against Maine on Feb. 21 ... pitched 5.1 innings in relief, allowing three hits with seven strikeouts ... pitched 7.2 innings in a starting role, allowing four hits, one run and no walks with seven strikeouts to earn the win against Appalachian State on March 12 ... pitched 6.0 innings in relief, allowing two hits, no runs and one walk with five strikeouts to earn the win against Furman on April 1 ... pitched 2.2 hitless and scoreless innings in relief with two strikeouts at No. 2 Virginia on April 13 ... pitched 7.0 innings in a starting role, allowing four hits, three runs and two walks with a team-tying-season-high 13 strikeouts to earn the win against Western Carolina on April 23; it was the most strikeouts by a Tiger since 2012 ... pitched a six-hit shutout with four strikeouts against no walks in 9.0 innings pitched to earn the win against James Madison on May 2; only threw 102 pitches and faced just three batters over the minimum ... pitched 2.2 innings in relief, allowing one hit and no runs with one strikeout at Furman on May 13 ... played for Harwich in the Cape Cod League in the summer, where he was 3-3 with a 1.70 ERA and 43

strikeouts against only 10 walks in 53.0 innings pitched over nine appearances (eight starts); led his team to the playoff semifinals; No. 20 prospect in the Cape Cod League by Baseball America; No. 81 prospect in the Cape Cod League by Perfect Game.

### 2013 (FRESHMAN)

Had a 5-2 record, two saves and a 3.45 ERA in 22 appearances (six starts) ... in 60.0 innings pitched, he allowed 53 hits (.248 opponents' batting average) and 20 walks with 32 strikeouts ... did not allow more than three earned runs in any of his 22 appearances ... in 30.0 innings pitched over 11 appearances (two starts) in ACC regular-season games, he was 3-1 with a 3.00 ERA and .243 opponents' batting average ... pitched 0.2 innings in relief, allowing no runs with a strikeout in the second game of a doubleheader against Wright State on Feb. 23; it was his first career appearance ... pitched a perfect ninth inning with one strikeout against No. 7 South Carolina on March 1 ... struck out both batters he faced in relief at No. 7 South Carolina on March 3 ... pitched 5.0 innings in relief, allowing one hit, one run and one walk with three strikeouts to earn his first career win against No. 12 Virginia on March 16 ... pitched a hitless and scoreless ninth inning to record his first career save against Morehead State on March 20 ... pitched 4.1 innings in relief, allowing three hits, no runs and one walk with three strikeouts to earn the win in the first game of a doubleheader against Duke on March 23 ... pitched 1.2 perfect innings with two strikeouts to record the save at Boston College on April 5 ... pitched 2.1 hitless and scoreless innings in relief at Miami (Fla.) on April 21 ... pitched 5.0 innings in his first career start, allowing four hits, one run and one walk with four strikeouts to earn the win against Western Carolina on April 24 ... pitched 6.0 innings in a starting role, allowing five hits, one run and one walk to earn the win in the first game of a



### ERWIN'S CAREER STATS

#### OVERALL


Year	ERA	W-L	APP	GS	CG	SHO/CBO	SV	IP	H	R	ER	BB	SO	AB	O/BA	WP	HBP	BK	PO	A	E	Fld%
2013	3.45	5-2	22	6	0	0/1	2	60.0	53	27	23	20	32	214	.248	2	5	1	6	12	1	.947
2014	4.21	4-3	26	7	1	1/0	2	72.2	59	39	34	28	62	266	.222	4	9	0	5	13	0	1.000
<b>Totals</b>	<b>3.87</b>	<b>9-5</b>	<b>48</b>	<b>13</b>	<b>1</b>	<b>1/1</b>	<b>4</b>	<b>132.2</b>	<b>112</b>	<b>66</b>	<b>57</b>	<b>48</b>	<b>94</b>	<b>480</b>	<b>.233</b>	<b>6</b>	<b>14</b>	<b>1</b>	<b>11</b>	<b>25</b>	<b>1</b>	<b>.973</b>

#### ACC REGULAR SEASON

Year	ERA	W-L	APP	GS	CG	SHO/CBO	SV	IP	H	R	ER	BB	SO	AB	O/BA	WP	HBP	BK	PO	A	E	Fld%
2013	3.00	3-1	11	2	0	0/0	1	30.0	25	11	10	8	11	103	.243	0	1	1	1	7	1	.889
2014	5.49	0-2	10	2	0	0/0	0	19.2	21	13	12	7	15	78	.269	2	3	0	2	6	0	1.000
<b>Totals</b>	<b>3.99</b>	<b>3-3</b>	<b>21</b>	<b>4</b>	<b>0</b>	<b>0/0</b>	<b>1</b>	<b>49.2</b>	<b>46</b>	<b>24</b>	<b>22</b>	<b>15</b>	<b>26</b>	<b>181</b>	<b>.254</b>	<b>2</b>	<b>4</b>	<b>1</b>	<b>3</b>	<b>13</b>	<b>1</b>	<b>.941</b>

# VETERAN BIOS

1



## MALEEKE GIBSON

OF • L-L • 5-10 • 150 • \*SO. • 1VL  
SUMTER, S.C.  
THOMAS SUMTER ACADEMY  
MANAGEMENT

### GIBSON'S CAREER HIGHS

Runs	3	Georgia Tech	(1)4-26-13
Hits	3	Georgia Tech	4-27-13
Doubles	1	many (3)	-----
Home Runs	0	-----	-----
RBIs	4	Georgia Tech	4-27-13
Walks	1	many (5)	-----
Steals	2	Furman	(2)5-8-13

the second game of a doubleheader at Furman on May 8; was 4-for-10 with four RBIs, three runs and three steals in the doubleheader ... went 2-for-4 with a double, two RBIs and two runs against Georgia Southern on May 12 ... went 2-for-4 with a run against No. 9 NC State in the ACC Tournament on May 22.

### BEFORE CLEMSON

Rated as the No. 10 player in South Carolina by Perfect Game ... No. 34 prospect and No. 7 high school prospect in South Carolina by Baseball America ... No. 15 player and No. 3 outfielder in South Carolina by Diamond Prospects ... region MVP as a senior ... lettered five times in baseball ... coached by Bill DeLavan at Thomas Sumter Academy.

### PERSONAL

Pronounced muh-LEEK ... majoring in management ... born Maleekee Sirion Gibson on Feb. 20, 1994 in Sumter, S.C.

Came on to be the predominant leadoff batter in May of 2013 ... has good speed ... will compete for a starting spot in the outfield in 2015.


### 2014 (SOPHOMORE)

Redshirted ... played for Forest City in the Coastal Plain League in the summer, where he hit .193 with 20 runs, five doubles, one homer, 13 RBIs and 12 steals in 48 games.

### 2013 (FRESHMAN)

Hit .227 with 20 runs, three doubles, 16 RBIs, five walks, two hit-by-pitches and eight steals in 40 games

(26 starts, including 15 as the DH and 11 in left field) ... came off the bench and went 1-for-2 against William & Mary on Feb. 16; it was his first career game ... hit a double and had two RBIs at No. 8 NC State on March 8 ... went 2-for-4 with a run at No. 8 NC State on March 10 ... went 1-for-2 with a game-high three runs off the bench in the first game of a doubleheader against No. 19 Georgia Tech on April 26 ... went 3-for-5 with four RBIs and two runs against No. 19 Georgia Tech on April 27; was 4-for-8 with four RBIs and five runs in the series ... went 2-for-6 with three RBIs, one run and one steal in the first game of a doubleheader at Furman on May 8 ... went 2-for-4 with one RBI, two runs and two steals in



### GIBSON'S CAREER STATS

#### OVERALL

Year	Avg	GP-GS	AB	R	H	2B	3B	HR	RBI	TB	Slg%	BB	HP	SO	GDP	OB%	SF	SH	SB	PO	A	E	Fld%
2013	.227	40-26	110	20	25	3	0	0	16	28	.255	5	2	19	1	.271	1	2	8-9	16	1	1	.944

#### ACC REGULAR SEASON

Year	Avg	GP-GS	AB	R	H	2B	3B	HR	RBI	TB	Slg%	BB	HP	SO	GDP	OB%	SF	SH	SB	PO	A	E	Fld%
2013	.195	17-9	41	9	8	2	0	0	6	10	.244	2	0	7	0	.233	0	0	1-1	5	0	1	.833



## VETERAN BIOS

19



## BRODY KOERNER

RHP • R-R • 6-2 • 200 • JR. • 2VL  
CONCORD, N.C.  
JAY M. ROBINSON HS  
ACCOUNTING

## KOERNER'S CAREER HIGHS

Total IP	6.0	Furman	(1)5-8-13
Scoreless IP	6.0	Furman	(1)5-8-13
Hits	6	Presbyterian College	4-10-13
Runs	6	USC Upstate	5-14-13
Earned Runs	5	USC Upstate	5-14-13
Walks	6	Furman	(1)5-8-13
Strikeouts	7	Furman	(1)5-8-13

times in baseball, three times in basketball and one time in football ... coached by Jason Sarvis at Jay M. Robinson High School.

## PERSONAL

Pronounced KUHR-nuhr ... his father, Loren and mother, Brenda, both played basketball at Davis & Elkins College ... his sister, Tabby, played basketball at Gardner-Webb from 2010-14 ... majoring in accounting ... born Brody Tyler Koerner on Oct. 17, 1993 in Winchester, Va.

Righthander who was the team's top midweek starter in 2013, then saw action as a reliever in 2014 ... in 35.2 innings pitched over 15 appearances (seven starts) and two seasons, he has a 1-2 record and 6.06 ERA while allowing 34 hits (.252 opponents' batting average) and 32 walks with 37 strikeouts ... two-time ACC Academic Honor Roll member.

## 2014 (SOPHOMORE)


ACC Academic Honor Roll member ... had an 0-1 record and a 15.63 ERA in five appearances (two starts) ... in 6.1 innings pitched, he allowed 10 hits (.370 opponents' batting average) and 10 walks with nine strikeouts ... played for High Point-Thomasville in the Coastal Plain League in the summer, where he was 5-2 with a 3.83 ERA, three complete games, one shutout, 54 strikeouts against 16 walks and a .227 opponents' batting average in 56.1 innings pitched over eight starts.

## 2013 (FRESHMAN)

ACC Academic Honor Roll member ... had a 1-1 record and a 3.99 ERA in 10 appearances (five starts) ... in 29.1 innings pitched, he allowed 24 hits (.222 opponents' batting average) and 22 walks with 28 strikeouts ... Clemson had a 4-1 record in his five starts ... allowed only one steal ... pitched 4.0 innings in a starting role, allowing four hits and one earned run with three strikeouts against Morehead State on March 20; it was his first career start ... pitched 5.1 innings in a starting role, allowing one earned run with three strikeouts against Presbyterian College on April 10 ... pitched 2.0 innings in relief, allowing two hits and no runs with four strikeouts against Western Carolina on April 24 ... pitched 6.0 innings in a starting role, allowing one hit and no runs with seven strikeouts to earn the win in the first game of a doubleheader at Furman on May 8; it was his first career outing away from home ... played for High Point-Thomasville in the Cape Cod League in the summer, where he had 37 strikeouts in 30.2 innings pitched over nine appearances (eight starts); No. 18 prospect in the Coastal Plain League by Perfect Game.

## BEFORE CLEMSON

Rated as the No. 16 prospect and No. 5 high school prospect in North Carolina according to Baseball America ... East Coast Pro Showcase participant ... played in the



## KOERNER'S CAREER STATS

## OVERALL

Year	ERA	W-L	APP	GS	CG	SHO/CBO	SV	IP	H	R	ER	BB	SO	AB	O/BA	WP	HBP	BK	PO	A	E	Fld%
2013	3.99	1-1	10	5	0	0/0	0	29.1	24	20	13	22	28	108	.222	6	4	0	4	4	5	.615
2014	15.63	0-1	5	2	0	0/0	0	6.1	10	11	11	10	9	27	.370	0	0	1	0	0	0	-----
<b>Totals</b>	<b>6.06</b>	<b>1-2</b>	<b>15</b>	<b>7</b>	<b>0</b>	<b>0/0</b>	<b>0</b>	<b>35.2</b>	<b>34</b>	<b>31</b>	<b>24</b>	<b>32</b>	<b>37</b>	<b>135</b>	<b>.252</b>	<b>6</b>	<b>4</b>	<b>1</b>	<b>4</b>	<b>4</b>	<b>5</b>	<b>.615</b>

## ACC REGULAR SEASON

Year	ERA	W-L	APP	GS	CG	SHO/CBO	SV	IP	H	R	ER	BB	SO	AB	O/BA	WP	HBP	BK	PO	A	E	Fld%
2013	54.00	0-0	1	0	0	0/0	0	0.1	0	3	2	2	1	1	.000	0	0	0	0	0	1	.000
2014	0.00	0-0	1	0	0	0/0	0	1.0	0	0	0	0	1	3	.000	0	0	0	0	0	0	-----
<b>Totals</b>	<b>13.50</b>	<b>0-0</b>	<b>2</b>	<b>0</b>	<b>0</b>	<b>0/0</b>	<b>0</b>	<b>1.1</b>	<b>0</b>	<b>3</b>	<b>2</b>	<b>2</b>	<b>2</b>	<b>4</b>	<b>.000</b>	<b>0</b>	<b>0</b>	<b>0</b>	<b>0</b>	<b>0</b>	<b>1</b>	<b>.000</b>

# VETERAN BIOS

3

CO-CAPTAIN



## TYLER KRIEGER

INF • S-R • 6-1 • 170 • JR. • 2VL

JOHNS CREEK, GA.

NORTHVIEW HS

PARKS, RECREATION & TOURISM MANAGEMENT

### KRIEGER'S CAREER HIGHS

Runs	3	Georgia	3-25-14
Hits	4	many (2)	-----
Doubles	2	many (3)	-----
Home Runs	1	many (2)	-----
RBIs	3	many (2)	-----
Walks	2	many (13)	-----
Steals	2	many (2)	-----

### 2013 (FRESHMAN)

Hit .257 with 28 runs, 10 doubles, one triple, 27 RBIs, a .349 on-base percentage, 28 walks, four hit-by-pitches and nine steals in 62 games (62 starts at shortstop) ... had a .958 fielding percentage ... did not commit an error in the last nine games and committed only one error in the last 17 games ... one of three Tigers to start every game ... hit .310 with runners in scoring position ... had a team-high six sacrifice bunts ... had 14 multiple-hit games ... had a team-high two walkoff hits, both singles ... went 2-for-4 with an RBI against No. 7 South Carolina at Greenville, S.C. on March 2 ... went 2-for-4 with an RBI and a run against No. 12 Virginia on March 17 ... went 1-for-2 with a double, two RBIs and two runs against Morehead State on March 19 ... went 2-for-3 with a double and run against Morehead State on March 20; was 3-for-5 with two doubles, two RBIs and three runs in the midweek series ... went 4-for-5 with a triple, one RBI, one run and a steal against Presbyterian College on April 10; led off the eighth inning with a triple on a 1-2 pitch and scored the tying run on a wild pitch, then hit a walkoff single on an 0-2 pitch with two outs in the ninth inning ... had the game's only RBI when he hit a run-scoring single with two outs in the fifth inning in Clemson's 1-0 victory against Wake Forest on April 13 ... went 3-for-3 with two RBIs, one run and two walks in the first game of a doubleheader against No. 19 Georgia Tech on April 26 ... went 2-for-5 with one walk and a walkoff single with two outs in the 11th inning in the second game of a doubleheader against No. 19 Georgia Tech on April 26 ... went 2-for-4 with one RBI, two runs and a walk against No. 19 Georgia Tech on April 27; was 7-for-12 (.583) with one double, four RBIs and four walks in the series ... went 2-for-4 with two RBIs and one run against Georgia Southern on May 12 ... No. 23 freshman in the nation in the preseason by Perfect Game ... played for Santa Barbara in the California Collegiate League in the summer, where he hit .387 with two homers, two doubles, six RBIs and three steals in eight games.

### BEFORE CLEMSON

Drafted in the 35th round (No. 1,061 overall pick) by the Seattle Mariners ... East Coast Pro Showcase ... Area Code Games ... all-state selection according to ESPN.com ... team offensive MVP ... lettered three times in baseball ... coached by Josh Bartlett at Northview High School.

### PERSONAL

Pronounced KREE-guhr ... his father, Bram, played baseball at Ithaca ... majoring in parks, recreation & tourism management ... born Tyler Bram Krieger on Jan. 16, 1994 in Laguna, Calif.

Switch-hitter who has good speed ... started the first 101 games of his career at shortstop before suffering a shoulder injury that forced him to miss a game on April 22, 2014 ... missed the 2014 fall season while recovering from the injury ... a career .297 hitter with a .379 on-base percentage in 119 games (119 starts) over two seasons ... has 28 doubles, one triple, two homers, 59 RBIs, 77 runs, 53 walks, seven hit-by-pitches and 28 steals ... team co-captain for 2015 ... preseason first-team All-ACC by Perfect Game ... No. 46 college prospect and No. 89 overall prospect for the 2015 draft in the preseason by Perfect Game ... No. 40 junior in the nation in the preseason by Perfect Game ... No. 11 ACC prospect for the 2015 draft in the preseason by Perfect Game.

### 2014 (SOPHOMORE)

Brooks Wallace Shortstop-of-the-Year Award Watch List member ... Second-Team All-ACC selection ... All-ACC Academic selection ... ACC Academic Honor Roll member ... hit .338 with 49 runs, 18 doubles, two homers, 32 RBIs, a .410 on-base percentage, 25 walks against only 24 strikeouts, three hit-by-pitches and 19 steals in 57 games (57 starts, including 40 at shortstop and 17 as the DH) ... fifth in the ACC in batting average, tied for fifth in runs, tied for fifth in doubles, tied for sixth in steals and tied for eighth in hits (74) ... led or tied for the team lead in batting average, runs, hits, doubles, on-base percentage and sacrifice bunts (6) ... had a 16-game hitting streak, which included the last game of the 2013 season and the first 15 games of the 2014 season ... reached base safely in 21 consecutive games from April to May ... went 3-for-4 with two RBIs and a steal against Eastern Michigan on Feb. 15; was 5-for-11 with four runs and three steals in the series ... went 3-for-5 with an RBI against Maine on Feb. 22; was 5-for-9 with three walks and three runs in the series ... hit a three-run double at No. 3 South Carolina on Feb. 28 ... went 3-for-6 with a double, RBI and two runs at Western Carolina on March 4 ... went 2-for-5 with his first career homer, two RBIs and two runs in the second game of a doubleheader at Wake Forest on March 15 ... went 2-for-4 with two doubles, three RBIs, a run and walk against No. 1 Florida State on March 21 ... went 2-for-6 with a double, RBI and three runs at Georgia on March 25 ... went 2-for-5 with two RBIs and a run at No. 2 Virginia on April 12 ... went 4-for-5 with two runs and a steal against Coastal Carolina on April 15 ... went 3-for-5 with a double, run and steal at Pittsburgh on April 18 ... went 2-for-3 with two doubles and a run at Pittsburgh on April 20; was 6-for-12 with three doubles and three runs in the series ... went 3-for-4 with a homer, two RBIs, two runs and a steal against Boston College on May 15 ... went 2-for-3 with a double, two RBIs, two walks and two steals against Duke in the ACC Tournament on May 21 ... went 3-for-4 with two doubles and two runs against Xavier in the Nashville Regional on May 31 ... No. 54 sophomore in the nation in the preseason by Perfect Game ... No. 9 ACC prospect for the 2015 draft in the preseason according to Perfect Game ... No. 10 ACC prospect for the 2015 draft in the preseason by Baseball America.



### KRIEGER'S CAREER STATS

#### OVERALL

Year	Avg	GP-GS	AB	R	H	2B	3B	HR	RBI	TB	Slg%	BB	HP	SO	GDP	OB%	SF	SH	SB	PO	A	E	Fld%
2013	.257	62-62	218	28	56	10	1	0	27	68	.312	28	4	30	5	.349	2	6	9-15	85	192	12	.958
2014	.338	57-57	219	49	74	18	0	2	32	98	.447	25	3	24	4	.410	2	6	19-24	52	79	19	.873
<b>Totals</b>	<b>.297</b>	<b>119-119</b>	<b>437</b>	<b>77</b>	<b>130</b>	<b>28</b>	<b>1</b>	<b>2</b>	<b>59</b>	<b>166</b>	<b>.380</b>	<b>53</b>	<b>7</b>	<b>54</b>	<b>9</b>	<b>.379</b>	<b>4</b>	<b>12</b>	<b>28-39</b>	<b>137</b>	<b>271</b>	<b>31</b>	<b>.929</b>

#### ACC REGULAR SEASON

Year	Avg	GP-GS	AB	R	H	2B	3B	HR	RBI	TB	Slg%	BB	HP	SO	GDP	OB%	SF	SH	SB	PO	A	E	Fld%
2013	.270	30-30	111	11	30	4	0	0	12	34	.306	13	1	18	1	.352	0	1	2-7	49	87	8	.944
2014	.294	27-27	109	20	32	8	0	2	15	46	.422	8	1	11	3	.345	1	2	6-8	25	40	10	.867
<b>Totals</b>	<b>.282</b>	<b>57-57</b>	<b>220</b>	<b>31</b>	<b>62</b>	<b>12</b>	<b>0</b>	<b>2</b>	<b>27</b>	<b>80</b>	<b>.364</b>	<b>21</b>	<b>2</b>	<b>29</b>	<b>4</b>	<b>.348</b>	<b>1</b>	<b>3</b>	<b>8-15</b>	<b>74</b>	<b>127</b>	<b>18</b>	<b>.918</b>



# VETERAN BIOS

39



## JAKE LONG

RHP • R-R • 6-0 • 190 • \*SR. • 1VL  
ANDERSON, S.C.  
EAST TENNESSEE STATE UNIVERSITY  
ECONOMICS

### LONG'S CAREER HIGHS

Total IP	7.0	UNLV	5-5-14
Scoreless IP	1.0	many (2)	-----
Hits	7	Miami (Fla.)	4-27-14
Runs	6	Pittsburgh	4-20-14
Earned Runs	6	Pittsburgh	4-20-14
Walks	6	Pittsburgh	4-20-14
Strikeouts	5	many (2)	-----

nessee State ... coached by Tim Wallace at Spartanburg Methodist College ... coached by Adam Comstock at T.L. Hanna High School.

### PERSONAL

Played alongside his brother, John, at East Tennessee State in 2012 ... his brother, Matt, played baseball at Erskine ... majoring in economics ... born Jacob Paul Long on Oct. 19, 1991 in Anderson, S.C.

Righthander who sat out in 2013 after transferring from East Tennessee State and was the Sunday starter most of the 2014 season ... in 144.1 innings pitched over 35 appearances (27 starts) and two seasons (one at East Tennessee and one at Clemson) at the collegiate level, he has a 5-12 record, one save and a 4.74 ERA while allowing 144 hits (.255 opponents' batting average) and 68 walks with 112 strikeouts.

### 2014 (REDSHIRT JUNIOR)

Had a 3-3 record and 5.30 ERA in 16 appearances (12 starts) ... in 56.0 innings pitched, he allowed 55 hits (.255 opponents' batting average) and 32 walks with 42 strikeouts ... had a team-tying-high three pickoffs ... held opponents to a .229 batting average with two outs ... pitched 6.0 innings in a starting role, allowing six hits, two runs and no walks with three strikeouts to earn his first win as a Tiger against Maine on Feb. 23 ... pitched 6.1 innings in a starting role, allowing five hits, one run and one walk with four strikeouts against No. 3 South Carolina on March 2 ... pitched 5.1 innings in a starting role, allowing three hits with four strikeouts to earn the win in the second game of a doubleheader at Wake Forest on March 15 ... pitched 6.0 innings in a starting role, allowing three hits and one run with five strikeouts against No. 1 Florida State on March 22 ... pitched 5.0 innings in a starting role, allowing four hits and one run with four strikeouts at No. 2 Virginia on April 13 ... pitched 7.0 innings in a starting role, allowing six hits and two runs with two strikeouts to earn the win against UNLV on May 5 ... pitched a scoreless eighth inning with two strikeouts against No. 18 Oregon in the Nashville Regional on May 30.

### 2013 (JUNIOR)

Redshirted ... sat out due to NCAA transfer rules ... played for Florence in the Coastal Plain League in the summer, where he was 2-1 with a 2.02 ERA, .186 opponents' batting average and 44 strikeouts in 35.2 innings pitched over eight appearances (seven starts).

### BEFORE CLEMSON

Had a 2-9 record, one save, a 4.38 ERA, .256 opponents' batting average and 70 strikeouts against 36 walks in 88.1 innings pitched over 19 appearances (15 starts) at East Tennessee State in 2012 ... played at Spartanburg Methodist College in 2011 ... member of the Alaska All-

Star team in the summer of 2012 ... lettered multiple times in baseball ... coached by Tony Skole at East Ten-



### LONG'S CAREER STATS

Year	ERA	W-L	APP	GS	CG	SHO/CBO	SV	IP	OVERALL			BB	SO	AB	O/BA	WP	HBP	BK	PO	A	E	Fld%
									H	R	ER											
2012*	4.38	2-9	19	15	0	0/0	1	88.1	89	57	43	36	70	348	.256	6	3	1	4	9	2	.867
2014	5.30	3-3	16	12	0	0/0	0	56.0	55	36	33	32	42	216	.255	3	5	1	2	9	2	.846
<b>Totals</b>	<b>4.74</b>	<b>5-12</b>	<b>35</b>	<b>27</b>	<b>0</b>	<b>0/0</b>	<b>1</b>	<b>144.1</b>	<b>144</b>	<b>93</b>	<b>76</b>	<b>68</b>	<b>112</b>	<b>564</b>	<b>.255</b>	<b>9</b>	<b>8</b>	<b>2</b>	<b>6</b>	<b>18</b>	<b>4</b>	<b>.857</b>

\* - East Tennessee State

### ACC REGULAR SEASON

Year	ERA	W-L	APP	GS	CG	SHO/CBO	SV	IP	H	R	ER	BB	SO	AB	O/BA	WP	HBP	BK	PO	A	E	Fld%
2014	7.12	1-3	8	7	0	0/0	0	30.1	32	26	24	23	25	118	.271	2	4	0	1	4	2	.714

# VETERAN BIOS

48



## GARRETT LOVORN

RHP • R-R • 6-2 • 220 • \*SO. • 1VL

PENDLETON, S.C.

PENDLETON HS

PARKS, RECREATION & TOURISM MANAGEMENT

### LOVORN'S CAREER HIGHS

Total IP	3.2	Liberty	4-22-14
Scoreless IP	3.2	Liberty	4-22-14
Hits	3	Notre Dame	5-11-14
Runs	3	Oregon	5-30-14
Earned Runs	3	Oregon	5-30-14
Walks	3	Liberty	4-22-14
Strikeouts	4	Liberty	4-22-14

### 2013 (FRESHMAN)

Redshirted as a member of the developmental squad as a first-year freshman.

### BEFORE CLEMSON

Rated as the No. 12 pitcher in South Carolina by Diamond Prospects ... North/South All-Star Game participant ... member of the district champions ... lettered four times in baseball ... coached by David Skelly at Pendleton High School.

### PERSONAL

Pronounced luh-VOHRN ... his cousin, Riley Lovorn, is a freshman on the 2014-15 Clemson's women's golf team ... majoring in parks, recreation & tourism management ... born Garrett Wade Lovorn on May 7, 1994 in Anderson, S.C.

Sophomore righthander who was a long reliever in 2014 ... will compete for innings out of the bullpen in 2015.

### 2014 (REDSHIRT FRESHMAN)

Had an 0-0 record and a 5.06 ERA in nine relief appearances ... in 10.2 innings pitched, he allowed 10 hits (.233 opponents' batting average) and seven walks with 10 strikeouts ... pitched 1.1 innings in relief, allowing no hits and no earned runs with one strikeout at Georgia Southern on March 18; it was his first career appearance

... pitched 0.2 hitless and scoreless innings in relief at Pittsburgh on April 20 ... pitched 3.2 innings in relief, allowing one hit and no runs with four strikeouts against Liberty on April 22 ... pitched a scoreless ninth inning against James Madison on May 3 ... pitched a hitless and scoreless eighth inning with two strikeouts at Notre Dame on May 9 ... played for Asheboro in the Coastal Plain League in the summer, where he was 1-0 with one save, a 7.53 ERA and 16 strikeouts in 14.1 innings pitched over 12 relief appearances.




### LOVORN'S CAREER STATS

OVERALL																						
Year	ERA	W-L	APP	GS	CG	SHO/CBO	SV	IP	H	R	ER	BB	SO	AB	O/BA	WP	HBP	BK	PO	A	E	Fld%
2014	5.06	0-0	9	0	0	0/0	0	10.2	10	7	6	7	10	43	.233	5	4	0	0	1	2	.333
ACC REGULAR SEASON																						
Year	ERA	W-L	APP	GS	CG	SHO/CBO	SV	IP	H	R	ER	BB	SO	AB	O/BA	WP	HBP	BK	PO	A	E	Fld%
2014	7.36	0-0	5	0	0	0/0	0	3.2	7	3	3	2	4	18	.389	2	1	0	0	0	1	.000



# VETERAN BIOS

20



## DREW MOYER

RHP • L-R • 6-3 • 215 • SO. • 1VL

GILBERT, S.C.  
GILBERT HS  
PRE-BUSINESS

### MOYER'S CAREER HIGHS

Total IP	4.0	many (2)	-----
Scoreless IP	4.0	many (2)	-----
Hits	5	Wake Forest	<sup>(1)</sup> 3-15-14
Runs	4	Western Carolina	3-4-14
Earned Runs	4	Western Carolina	3-4-14
Walks	4	Florida State	<sup>(1)</sup> 3-22-14
Strikeouts	3	many (4)	-----

of the state championship team as a junior ... member of the region championship team as a junior ... lettered multiple times in baseball at Gilbert High School, where he was coached by Ashley Burnett.

### PERSONAL

His father, Mike, played football at Newberry ... majoring in pre-business ... born Andrew Michael Moyer on July 30, 1995 in Gilbert, S.C.

Sophomore righthander who was one of Clemson's top relievers in 2014 ... will be counted on in the back end of the bullpen in 2015.

### 2014 (FRESHMAN)

Had a 5-1 record, two saves and a 3.46 ERA in 28 relief appearances ... in 39.0 innings pitched, he allowed 40 hits (.272 opponents' batting average), no homers and 22 walks with 32 strikeouts ... tied for eighth in Tiger history in relief appearances and tied for ninth in appearances ... led the team in appearances ... had a 1-1 record, one save and a 3.00 ERA in 21.0 innings pitched over 10 relief appearances in ACC regular-season games ... had a 4-1 record, one save, an 0.87 ERA and a .203 opponents' batting average in 20.2 innings pitched over 14 relief appearances in night games ... in 32.2 innings pitched after the fifth inning, he allowed just nine earned runs (2.48 ERA) ... allowed only 10 earned runs (2.45 ERA) in 36.2 innings pitched over his last 24 appearances ... retired the only batter he faced in relief against Maine on Feb. 22; it was his first career appearance ... pitched 0.2 scoreless innings in relief with two strikeouts at No. 3 South Carolina on Feb. 28 ... pitched 4.0 innings in relief, allowing no runs and no walks with three strikeouts to record his first career save in the first game of a doubleheader at Wake Forest on March 15 ... pitched 4.0 innings in relief, allowing two hits and no runs with three strikeouts to earn the win at Georgia Southern on March 19 ... pitched 2.2 innings in relief, allowing no earned runs with two strikeouts against NC State on April 7 ... pitched 1.1 hitless and scoreless innings in relief to earn the win against Coastal Carolina on April 15 ... pitched 3.0 innings in relief, allowing three hits, no runs and no walks with two strikeouts to earn the win at Pittsburgh on April 18 ... pitched a perfect ninth inning with a strikeout to record the save against UNLV on May 5 ... pitched 1.1 hitless and scoreless innings in relief with a strikeout at Notre Dame on May 11 ... pitched 1.1 perfect innings in relief with a strikeout to earn the win at Furman on May 13 ... pitched 2.0 innings in relief, allowing two hits, no runs and no walks with one strikeout against Boston College on May 16 ... retired the only batter he faced in the ninth inning and the potential go-ahead run on third base to earn the win against No. 3 Miami (Fla.) in the ACC Tournament on May 22.

### BEFORE CLEMSON

Top-500 player in the nation by Perfect Game ... No. 12 player and No. 5 pitcher in South Carolina by Diamond Prospects ... Rawlings First-Team All-Atlantic Region



### MOYER'S CAREER STATS

OVERALL																						
Year	ERA	W-L	APP	GS	CG	SHO/CBO	SV	IP	H	R	ER	BB	SO	AB	O/BA	WP	HBP	BK	PO	A	E	Fld%
2014	3.46	5-1	28	0	0	0/1	2	39.0	40	20	15	22	32	147	.272	5	1	0	2	6	3	.727
ACC REGULAR SEASON																						
Year	ERA	W-L	APP	GS	CG	SHO/CBO	SV	IP	H	R	ER	BB	SO	AB	O/BA	WP	HBP	BK	PO	A	E	Fld%
2014	3.00	1-1	10	0	0	0/0	1	21.0	27	9	7	11	16	83	.325	3	0	0	0	4	1	.800

# VETERAN BIOS

25

CO-CAPTAIN



## CHRIS OKEY

C • R-R • 5-11 • 195 • SO. • 1VL

MOUNT DORA, FLA.

EUSTIS HS

PARKS, RECREATION & TOURISM MANAGEMENT

Sophomore catcher and aggressive hitter who is slated to be the starting catcher in 2015 ... one of the team's best and most vocal leaders ... team co-captain for 2015 ... preseason third-team All-American by Perfect Game ... No. 18 sophomore in the nation in the preseason by Perfect Game ... No. 4 ACC prospect for the 2016 draft in the preseason by Perfect Game.

### 2014 (FRESHMAN)

Hit .248 with 27 runs, nine doubles, one triple, four homers, 41 RBIs, a .311 on-base percentage, 22 walks, two hit-by-pitches and three steals in 61 games (61 starts, including 41 at catcher and 20 as the DH) ... hit .278 with three homers and a team-high 22 RBIs in ACC regular-season games ... had 12 multiple-RBI

### OKEY'S CAREER HIGHS

Runs	3	Western Carolina	4-23-14
Hits	3	Virginia Tech	3-9-14
Doubles	2	Coastal Carolina	4-15-14
Home Runs	1	many (4)	-----
RBIs	4	Virginia Tech	3-9-14
Walks	2	many (2)	-----
Steals	1	many (3)	-----

games ... hit .307 in 34 home games ... went 2-for-5 with a two-run single in his first career plate appearance against Eastern Michigan on Feb. 14; became the first freshman in Tiger history with a hit that scored two runs in the first inning of a season ... went 3-for-3 with four RBIs, a run and walk against Virginia Tech on March 9 ... hit a three-run homer, his first career long ball, at Wake Forest on March 14 ... went 1-for-3 with three RBIs in the second game of a doubleheader at Wake Forest on March 15; had seven RBIs in the series ... went 2-for-4 against No. 1 Florida State on March 22; was 6-for-12 with two doubles, an RBI and a run in the series ... hit a two-run homer at Georgia on March 25 ... hit a two-run homer in the second game of a doubleheader at Maryland on March 28 ... went 2-for-4 with an RBI, two runs, and a steal against NC State on April 5 ... went 2-for-3 with two doubles, two RBIs, a run and two walks against Coastal Carolina on April 15 ... hit a solo homer and had two RBIs at Pittsburgh on April 20 ... went 2-for-3 with a walk and steal against No. 3 Miami (Fla.) in the ACC Tournament on May 22 ... No. 3 freshman in the nation in the preseason by Baseball America ... No. 5 freshman in the nation in the preseason by Perfect Game ... No. 1 freshman in the ACC in the preseason by Baseball America and Perfect Game ... No. 1 ACC prospect for the 2016 draft in the preseason by Perfect Game ... played for the USA Collegiate National Team in the summer, where he hit .286 with four doubles, one homer, six RBIs and a .407 on-base percentage in 22 games; second on the team in on-base percentage and fourth in batting average; went 2-for-3 with two RBIs to lead the team to victory in the gold medal game in The Netherlands, where he was named "Mr. Popular."

### BEFORE CLEMSON

Drafted in the 31st round (No. 928 overall pick) by the San Diego Padres ... No. 20 player and No. 4 catcher (highest to attend college) in the nation and No. 2 player (highest to attend college) in Florida by Perfect Game ... No. 72 player in the nation and No. 5 player (highest to attend college) in Florida by Baseball America (includes college and high school players) ... two-time USA 18U National Team member ... Perfect Game All-American Classic participant in San Diego, Calif. ... Perfect Game National Showcase participant in Minneapolis, Minn. ... FACA All-Star Game participant ... East Coast Pro Showcase participant in Syracuse, N.Y. ... region MVP as a senior ... lettered four times in baseball at Eustis High School, where he was coached by David Lee.

### PERSONAL

His father, Chuck, played football at Presbyterian College ... his mother, Kim, was a cheerleader at Clemson ... his grandfather was a president of IPTAY at Clemson ... majoring in parks, recreation & tourism management ... born Christopher Campbell Okey on Dec. 29, 1994 in Altamonte Springs, Fla.

### OKEY'S CAREER STATS

#### OVERALL

Year	Avg	GP-GS	AB	R	H	2B	3B	HR	RBI	TB	Slg%	BB	HP	SO	GDP	OB%	SF	SH	SB	PO	A	E	Fld%
2014	.248	61-61	226	27	56	9	1	4	41	79	.350	22	2	33	7	.311	7	1	3-5	317	33	3	.992

#### ACC REGULAR SEASON

Year	Avg	GP-GS	AB	R	H	2B	3B	HR	RBI	TB	Slg%	BB	HP	SO	GDP	OB%	SF	SH	SB	PO	A	E	Fld%
2014	.278	29-29	108	13	30	3	0	3	22	42	.389	8	0	17	2	.317	4	0	2-3	147	13	2	.988



# VETERAN BIOS

21



## KEVIN POHLE

RHP • R-R • 6-3 • 200 • \*GR. • 3VL  
ST. LOUIS, MO.  
PARKWAY SOUTH SENIOR HS  
VISUAL ARTS

### POHLE'S CAREER HIGHS

Total IP	7.0	many (2)	-----
Scoreless IP	7.0	College of Charleston	5-6-12
Hits	8	Florida State	<sup>(1)</sup> 3-22-14
Runs	6	many (2)	-----
Earned Runs	5	many (3)	-----
Walks	4	many (4)	-----
Strikeouts	5	many (3)	-----

three hits, no runs and one walk with two strikeouts to earn the win against East Tennessee State on May 11.

### BEFORE CLEMSON

All-conference selection as a senior at Parkway South Senior High School ... No. 2 righthander prospect in Missouri, No. 6 overall prospect in Missouri and No. 333 overall prospect in the nation by Perfect Game ... member of the USA Tournament of Stars ... all-district pick in basketball as a senior ... lettered three times in baseball and three times in basketball at Parkway South Senior High, where he was coached by Adam Stahl.

### PERSONAL

Pronounced POHL-ee ... has an identical twin brother, Scott ... graduated Dec. 18, 2014 with a degree in visual arts ... born Kevin Raymond Pohle on April 27, 1992 in St. Louis, Mo.



Righthander who was the team's top freshman pitcher in 2011 and was a weekend starter most of the 2012 season ... missed the entire 2013 season as he recovered from a shoulder injury ... returned in 2014, but suffered another season-ending injury ... effective when keeping the ball down in the strikezone ... in 119.2 innings pitched over 38 appearances (17 starts) and three seasons, he has a 12-6 record and 3.84 ERA while allowing 135 hits (.287 opponents' batting average) and 47 walks with 62 strikeouts ... three-time ACC Academic Honor Roll member.

### 2014 (REDSHIRT JUNIOR)

Won the Dedication Award for outstanding work in the strength training room ... ACC Academic Honor Roll member ... had an 0-0 record and a 10.97 ERA in five relief appearances ... in 10.2 innings pitched, he allowed 18 hits (.360 opponents' batting average) and five walks with five strikeouts ... pitched 4.2 innings in relief, allowing three hits with three strikeouts against Georgia on April 8 ... suffered an injury in April that forced him to miss the rest of the season.

### 2013 (JUNIOR)

Redshirted due to a shoulder injury ... ACC Academic Honor Roll member ... No. 3 college prospect in South Carolina for the 2013 draft in the preseason by Perfect Game.

### 2012 (SOPHOMORE)

Had a 7-4 record and a 3.66 ERA in 16 appearances (14 starts) ... in 76.1 innings pitched, he allowed 80 hits (.277 opponents' batting average) and 32 walks with 40 strikeouts ... tied for the team lead in wins ... in 48.0 innings pitched over nine appearances (seven starts) at home, he was 5-1 with a 1.88 ERA ... tied for 10th in the ACC in wins ... in 19.0 innings pitched over four appearances (two starts) in non-ACC regular-season games, he had a 3-0 record and did not allow an earned run ... had a 2.96 ERA in 27.1 innings pitched over five starts against top-25 ranked teams ... held opponents to a .163 batting average with runners in scoring position and two outs ... had a 1.42 ERA in 12.2 innings pitched after the fifth inning ... only allowed three steals in five attempts ... pitched 4.0 innings in relief, allowing two

hits, no runs and two walks with three strikeouts to earn the win in the second game of a doubleheader against UAB on Feb. 18 ... pitched 3.0 innings in relief, allowing no earned runs and no walks with four strikeouts to earn the win against Maine on Feb. 26 ... pitched 5.0 innings in a starting role, allowing no earned runs and two walks with five strikeouts against No. 2 South Carolina on March 4 ... pitched 6.2 innings in a starting role, allowing seven hits, one run and no walks with five strikeouts to earn the win against Boston College on March 18 ... pitched 6.0 innings in a starting role, allowing six hits, one run and one walk with three strikeouts against No. 7 Miami (Fla.) on April 1 ... pitched 7.0 innings in a starting role, allowing four hits, two runs and one walk with four strikeouts to earn the win at Duke on April 8; retired the first 15 batters ... pitched 7.0 innings in a starting role, allowing six hits, no runs and one walk with five strikeouts to earn the win against College of Charleston on May 6 ... pitched 6.0 innings in a starting role, allowing six hits, one earned run and one walk to earn the win in the first game of a doubleheader against No. 1 Florida State on May 14 ... pitched 5.0 innings in a starting role, allowing four hits and two runs with one strikeout to earn the win against Coastal Carolina in the Columbia Regional on June 1 ... No. 98 sophomore in the nation in the preseason by Perfect Game ... played for Falmouth in the Cape Cod League in the summer, where he was 1-1 with a 2.70 ERA and nine strikeouts in 10.0 innings pitched over two starts.

### 2011 (FRESHMAN)

Second-team freshman All-American by NCBWA ... All-ACC Academic selection ... ACC Academic Honor Roll member ... had a 5-2 record and 1.93 ERA in 17 appearances (three starts) ... in 32.2 innings pitched, he allowed 37 hits (.282 opponents' batting average), no homers and 10 walks with 17 strikeouts ... led the team in ERA ... in 11.2 innings pitched over eight relief appearances in ACC regular-season games, he was 1-0 with a 2.31 ERA ... pitched 2.2 innings in relief, allowing three hits and no runs to earn his first career win against Wofford on March 2 ... retired the only batter he faced in the sixth inning to earn the win against Georgia on March 29 ... pitched 5.0 innings in his first career start, allowing

### POHLE'S CAREER STATS

#### OVERALL

Year	ERA	W-L	APP	GS	CG	SHO/CBO	SV	IP	H	R	ER	BB	SO	AB	O/BA	WP	HBP	BK	PO	A	E	Fld%
2011	1.93	5-2	17	3	0	0/3	0	32.2	37	9	7	10	17	131	.282	5	1	0	0	5	0	1.000
2012	3.66	7-4	16	14	0	0/0	0	76.1	80	43	31	32	40	289	.277	3	3	1	8	13	0	1.000
2014	10.97	0-0	5	0	0	0/0	0	10.2	18	13	13	5	5	50	.360	2	1	0	0	0	0	-----
Totals	3.84	12-6	38	17	0	0/3	0	119.2	135	65	51	47	62	470	.287	10	5	1	8	18	0	1.000

#### ACC REGULAR SEASON

Year	ERA	W-L	APP	GS	CG	SHO/CBO	SV	IP	H	R	ER	BB	SO	AB	O/BA	WP	HBP	BK	PO	A	E	Fld%
2011	2.31	1-0	8	0	0	0/0	0	11.2	12	5	3	5	7	47	.255	4	1	0	0	1	0	1.000
2012	4.47	3-3	10	10	0	0/0	0	50.1	52	30	25	23	21	188	.277	2	2	1	6	7	0	1.000
2014	11.25	0-0	1	0	0	0/0	0	4.0	8	5	5	1	1	19	.421	2	0	0	0	0	0	-----
Totals	4.50	4-3	19	10	0	0/0	0	66.0	72	40	33	29	29	254	.283	8	3	1	6	8	0	1.000

# VETERAN BIOS

32



## CLATE SCHMIDT

RHP • R-R • 6-1 • 205 • JR. • 2VL

ACWORTH, GA.

ALLATOONA HS

PARKS, RECREATION & TOURISM MANAGEMENT

Righthander who was a weekend starter most of the 2013 season and was a long reliever and weekday starter in 2014 ... in 121.2 innings pitched over 36 appearances (19 starts) and two seasons, he has an 8-11 record and a 4.44 ERA while allowing 147 hits (.301 opponents' batting average), three homers and 54 walks with 78 strikeouts.

### 2014 (SOPHOMORE)

Had a 5-7 record and 3.68 ERA in 20 appearances (eight starts) ... in 66.0 innings pitched, he allowed 65 hits (.260 opponents' batting average), one homer and 28 walks with 53 strikeouts ... had a team-tying-high three pickoffs ... had 90 groundball outs compared to only 39 flyball outs ... had a 3-3 record, 2.93 ERA and .242 opponents' batting average in 43.0 innings pitched over eight starts ... pitched 2.2 innings in relief, allowing one hit, no runs and no walks with two strikeouts against Maine on Feb. 22 ... pitched 4.2 innings in relief, allowing one hit, no runs and one walk with one strikeout to earn the win against Presbyterian College on Feb. 25 ... pitched 4.0 innings in relief, allowing one run and no walks with two strikeouts to earn the win against Virginia Tech on March 9 ... pitched 6.0 innings in a starting role, allowing four hits and two earned runs with four strikeouts to earn the win at Georgia on March 25 ... pitched 5.1 innings in a starting role, allowing four hits, one run and one walk with four strikeouts to earn the win against Winthrop on April 2 ... pitched 6.0 innings in a starting role, allowing four hits and no runs with four strikeouts to earn the win against High Point on May 7 ... pitched 8.1 innings in a starting role, allowing eight hits, two runs and one walk with six strikeouts against Georgia Tech in the ACC Tournament on May 23.

### 2013 (FRESHMAN)

Had a 3-4 record and 5.34 ERA in 16 appearances (11 starts) ... in 55.2 innings pitched, he allowed 82 hits and 26 walks with 25 strikeouts ... held opponents to 1-for-9 (.111) with one strikeout against no

### SCHMIDT'S CAREER HIGHS

Total IP	8.1	Georgia Tech	5-23-14
Scoreless IP	6.0	High Point	5-7-14
Hits	11	Georgia Tech	4-27-13
Runs	7	Georgia Tech	4-27-13
Earned Runs	5	Virginia	3-16-13
Walks	5	Boston College	4-6-13
Strikeouts	7	NC State	4-7-14

walks with the bases loaded ... pitched 2.2 innings in relief, allowing no runs and no walks with three strikeouts against William & Mary on Feb. 16; it was his first career appearance ... pitched 4.0 innings in a starting role, allowing no runs and one walk with two strikeouts to earn his first career win in the second game of a doubleheader against Wright State on Feb. 23; it was his first career start ... pitched 7.0 innings in a starting role, allowing five hits, two runs and three walks with five strikeouts to earn the win against No. 7 South Carolina at Greenville, S.C. on March 2; received the Bob Bradley Award, becoming the first freshman to win the award since 2007 and the first pitcher to win the award since 2006 ... pitched 3.2 innings in a starting role, allowing one earned run with three strikeouts at No. 8 NC State on March 9 ... pitched 7.0 innings in a starting role, allowing six hits and two runs to earn the win at Boston College on April 6 ... pitched 3.2 innings in relief, allowing no hits, no runs and no walks with one strikeout at No. 8 Florida State on May 17 ... No. 5 freshman in the nation in the preseason by College Sports Madness ... No. 19 freshman in the nation in the preseason by Perfect Game ... No. 24 freshman in the nation in the preseason by Baseball America ... preseason ACC freshman-of-the-year by College Sports Madness ... No. 4 newcomer in the ACC in the preseason by Baseball America ... No. 2 prospect in the ACC for the 2015 draft in the preseason by Perfect Game ... played for Falmouth in the Cape Cod League in the summer, where he pitched 8.2 innings over three appearances (two starts).

### BEFORE CLEMSON

Drafted in the 36th round (No. 1,114 overall pick) by the Detroit Tigers ... No. 31 player and No. 10 righthander in the nation and No. 4 player in Georgia by Perfect Game ... No. 171 prospect in the nation and No. 14 prospect in Georgia by Baseball America ... East Coast Pro Showcase ... All-American by Perfect Game ... USA 18U National Team member ... all-state selection as a senior ... Cobb County Pitcher-of-the-Year as a senior ... All-Cobb County selection as a freshman, sophomore, junior and senior ... lettered four times in baseball and three times in basketball ... coached by Keith Hansen at Allatoona High School.

### PERSONAL

His father, retired Marine Col. Dwight Schmidt, flew F-18 fighter jets for over 20 years, including an extended tour in Iraq and Afghanistan; he later became a pilot with Delta ... his brother, Clarke, is a freshman on the South Carolina baseball team in 2015 ... majoring in parks, recreation & tourism management ... born Clate Connor Schmidt on Dec. 10, 1993 in Beaufort, S.C.

### SCHMIDT'S CAREER STATS

#### OVERALL

Year	ERA	W-L	APP	GS	CG	SHO/CBO	SV	IP	H	R	ER	BB	SO	AB	O/BA	WP	HBP	BK	PO	A	E	Fld%
2013	5.34	3-4	16	11	0	0/1	0	55.2	82	39	33	26	25	239	.343	4	7	1	5	14	1	.950
2014	3.68	5-7	20	8	0	0/1	0	66.0	65	34	27	28	53	250	.260	9	12	1	2	24	2	.929
Totals	4.44	8-11	36	19	0	0/2	0	121.2	147	73	60	54	78	489	.301	13	19	2	7	38	3	.938

#### ACC REGULAR SEASON

Year	ERA	W-L	APP	GS	CG	SHO/CBO	SV	IP	H	R	ER	BB	SO	AB	O/BA	WP	HBP	BK	PO	A	E	Fld%
2013	6.23	1-3	10	8	0	0/0	0	39.0	63	33	27	18	14	172	.366	1	3	0	4	11	1	.938
2014	6.23	1-3	6	1	0	0/0	0	13.0	16	12	9	7	13	49	.327	2	3	0	0	5	1	.833
Totals	6.23	2-6	16	9	0	0/0	0	52.0	79	45	36	25	27	221	.357	3	6	0	4	16	2	.909



# VETERAN BIOS

40



## KYLE SCHNELL

RHP • R-R • 6-1 • 160 • SR. • 1VL  
MILTON, GA.  
LAKE SUMTER (FLA.) CC  
MANAGEMENT

### K. SCHNELL'S CAREER HIGHS

Total IP	3.1	Winthrop	2-27-13
Scoreless IP	3.1	Winthrop	2-27-13
Hits	4	N.C. State	3-9-13
Runs	3	Western Carolina	4-9-13
Earned Runs	2	many (4)	-----
Walks	2	Georgia Tech	4-27-13
Strikeouts	3	many (2)	-----

hitless and scoreless innings in relief with one strikeout to record his first career save against Charleston Southern on March 13 ... pitched 2.1 perfect innings in relief with two strikeouts to earn the win in the second game of a doubleheader at Furman on May 8 ... pitched 3.0 innings in relief, allowing two hits and no runs with one strikeout to record the save against St. Louis in the Columbia Regional on June 1.

### BEFORE CLEMSON

Sunbelt League All-Star team in junior college ... all-region selection in high school ... lettered three times in baseball ... coached by Rich Billings at Lake Sumter (Fla.) Community College ... coached by Joey Ray at Milton High School.

### PERSONAL

His brother, Alex, is a lefthander on the 2015 Clemson team ... majoring in management ... born Kyle Stephens Schnell on Oct. 15, 1992 in Alpharetta, Ga.

Sidearm righthander who was in his third season in the program in 2015 ... was one of the top pitchers out of the bullpen in 2013 ... in 32.2 innings pitched over 29 relief appearances and two seasons, he has a 2-0 record, two saves and a 4.13 ERA while allowing 39 hits (.293 opponents' batting average), no homers and 13 walks with 22 strikeouts.

### 2014 (JUNIOR)

Had an 0-0 record and a 45.00 ERA in five relief appearances ... in 1.0 innings pitched, he allowed four hits (.571 opponents' batting average) and three walks with no strikeouts.

### 2013 (SOPHOMORE)

Had a 2-0 record, two saves and a 2.84 ERA in a team-tying-high 24 appearances, all out of the bullpen ... in 31.2 innings pitched, he allowed 35 hits (.278 opponents' batting average), no homers and 10 walks with 22 strikeouts ... pitched a perfect ninth inning against Wright State on Feb. 24 ... pitched 3.1 perfect innings in relief with three strikeouts against Winthrop on Feb. 27 ... pitched 2.2 innings in relief, allowing no runs and no walks with one strikeout to earn his first career win at No. 8 NC State on March 9; in 5.0 innings pitched over two relief appearances in the series, he allowed five hits, one run and one walk with four strikeouts ... pitched 1.1



### K. SCHNELL'S CAREER STATS

#### OVERALL

Year	ERA	W-L	APP	GS	CG	SHO/CBO	SV	IP	H	R	ER	BB	SO	AB	O/BA	WP	HBP	BK	PO	A	E	Fld%
2013	2.84	2-0	24	0	0	0/1	2	31.2	35	13	10	10	22	126	.278	1	5	2	5	3	0	1.000
2014	45.00	0-0	5	0	0	0/0	0	1.0	4	5	5	3	0	7	.571	0	5	0	0	0	0	-----
<b>Totals</b>	<b>4.13</b>	<b>2-0</b>	<b>29</b>	<b>0</b>	<b>0</b>	<b>0/1</b>	<b>2</b>	<b>32.2</b>	<b>39</b>	<b>18</b>	<b>15</b>	<b>13</b>	<b>22</b>	<b>133</b>	<b>.293</b>	<b>1</b>	<b>10</b>	<b>2</b>	<b>5</b>	<b>3</b>	<b>0</b>	<b>1.000</b>

#### ACC REGULAR SEASON

Year	ERA	W-L	APP	GS	CG	SHO/CBO	SV	IP	H	R	ER	BB	SO	AB	O/BA	WP	HBP	BK	PO	A	E	Fld%
2013	4.60	1-0	11	0	0	0/0	0	15.2	23	8	8	6	13	69	.333	1	2	1	2	2	0	1.000
2014	-----	0-0	1	0	0	0/0	0	0.0	1	2	2	1	0	1	1.000	0	1	0	0	0	0	-----
<b>Totals</b>	<b>5.74</b>	<b>1-0</b>	<b>12</b>	<b>0</b>	<b>0</b>	<b>0/0</b>	<b>0</b>	<b>15.2</b>	<b>24</b>	<b>10</b>	<b>10</b>	<b>7</b>	<b>13</b>	<b>70</b>	<b>.343</b>	<b>1</b>	<b>3</b>	<b>1</b>	<b>2</b>	<b>2</b>	<b>0</b>	<b>1.000</b>



# VETERAN BIOS

18

CO-CAPTAIN



## TYLER SLATON

OF • L-L • 5-8 • 200 • SR. • 3VL

CUMMING, GA.

NORTH FORSYTH HS

PARKS, RECREATION & TOURISM MANAGEMENT

### SLATON'S CAREER HIGHS

Runs	2	many (18)	-----
Hits	4	many (2)	-----
Doubles	2	many (2)	-----
Home Runs	1	many (3)	-----
RBIs	4	Wake Forest	<sup>(1)</sup> 3-15-14
Walks	4	Georgia Tech	<sup>(2)</sup> 4-26-13
Steals	3	Georgia Tech	<sup>(2)</sup> 4-26-13

... went 3-for-3 with a walk at Boston College on April 7; was 8-for-12 (.667) with three runs in the series ... had a team-season-high four walks and a team-tying-season-high three steals in the second game of a doubleheader against No. 19 Georgia Tech on April 26 ... played for Wilmington in the Coastal Plain League in the summer, where he hit .202 with one homer, two doubles, seven RBIs, 14 runs and nine steals in 39 games (37 starts).

### 2012 (FRESHMAN)

Hit .189 with 15 runs, one double, seven RBIs, a .353 on-base percentage, 12 walks, two hit-by-pitches and six steals in 47 games (17 starts, including seven in center field, five in left field and five in right field) ... five of his seven RBIs were two-out RBIs ... hit .333 with runners in scoring position ... was 4-for-9 (.444) with a .615 on-base percentage and five steals in 14 games (three starts) against top-25 ranked teams ... had three outfield assists ... had a .500 on-base percentage when leading off an inning ... had the most chances without an error (43) on the team ... scored two walkoff runs, both on walkoff hits by Thomas Brittle ... went 2-for-4 with an RBI, run, walk and steal at No. 18 Georgia on March 27 ... hit a run-scoring double and scored a run against No. 7 Miami (Fla.) on March 31 ... came off the bench and scored the tying run in the eighth inning and winning run in the 12th inning against No. 17 NC State on April 13; walked once and was hit-by-pitch ... went 1-for-2 with an RBI and a hit-by-pitch against No. 17 NC State on April 15; reached base in four of his five plate appearances in the series ... totaled three walks and two runs, including the walkoff run in the ninth inning, against Charleston Southern on April 17 ... played for New Market in the Valley Baseball League in the summer, where he hit .250 with one triple, one homer, 12 RBIs, 19 walks against only 13 strikeouts and three steals in 35 games.

### BEFORE CLEMSON

All-region selection as a sophomore, junior and senior ... set the school's all-time rushing record ... lettered four times in baseball and four times in football at North Forsyth High, where he was coached by Jim Cahill.

### PERSONAL

Pronounced SLAYT-ihn ... his father, Mike, played football at Troy ... his grandfather, Paul Slaton, played football at Florida State and was a roommate of Burt Reynolds ... his uncle, Steve Slaton, was a wrestler at Gardner-Webb ... majoring in parks, recreation & tourism management ... born Tyler Michael Slaton on May 26, 1992 in Cumming, Ga.

Outfielder who was Clemson's starter in center field in 2014 ... has good speed and is one of the team's best leaders ... a career .260 hitter with a .378 on-base percentage in 167 games (123 starts) over three seasons ... has 14 doubles, four triples, three homers, 45 RBIs, 79 runs, 77 walks, 12 hit-by-pitches and 23 steals ... has 12 outfield assists in his career ... team co-captain for 2015.

### 2014 (JUNIOR)

Won the Tiger Baseball Award, given to the team's best leader ... hit .274 with 46 runs, nine doubles, three

triples, three homers, 25 RBIs, a .391 on-base percentage, 42 walks, five hit-by-pitches and 11 steals in 61 games (61 starts in center field) ... tied for sixth in the ACC in walks and tied for eighth in triples ... led or tied for the team lead in triples, walks and hit-by-pitches ... had four outfield assists ... had a 12-game hitting streak from February to March ... reached base safely in 20 consecutive games from March to April ... went 4-for-6 with two RBIs and two runs against Maine on Feb. 22; was 7-for-13 with two doubles, four RBIs and four runs in the series ... went 3-for-5 with an RBI and steal against No. 3 South Carolina on March 2; was 7-for-14 with two runs in the series and received the Bob Bradley Award as Clemson's series MVP ... reached on a walkoff fielder's choice and hit a triple against Virginia Tech on March 7 ... went 3-for-6 with his first career homer and four RBIs in the first game of a doubleheader at Wake Forest on March 15 ... went 2-for-5 with a two-run homer in the fourth inning that gave Clemson the lead for good at Georgia Southern on March 19 ... had two outfield assists, both which retired runners at the plate, against NC State on April 7 ... went 2-for-6 with a homer, double, two RBIs, two runs and a walk against Boston College on May 17 ... went 1-for-2 with three walks and the walkoff run on Steve Wilkerson's ninth-inning single against No. 3 Miami (Fla.) in the ACC Tournament on May 22.

### 2013 (SOPHOMORE)

ACC Academic Honor Roll member ... hit .263 with 18 runs, four doubles, one triple, 13 RBIs, a .366 on-base percentage, 23 walks, five hit-by-pitches and six steals in 59 games (45 starts, including 44 in left field and one in center field) ... had five outfield assists ... hit .295 with a .393 on-base percentage in ACC regular-season games ... hit .314 in 25 games away from home ... was 11-for-26 (.423) with a .545 on-base percentage after the seventh inning ... had 12 multiple-hit games ... came off the bench and hit a double against No. 12 Virginia on March 15 ... went 3-for-4 with an RBI and a run against No. 12 Virginia on March 17; was 4-for-6 with a double and two RBIs in the series ... went 4-for-5 with two runs at Georgia on March 26; was 5-for-8 (.625) with one double and two walks in the series ... went 3-for-4 with two runs and a walk at No. 1 North Carolina on March 30



### SLATON'S CAREER STATS

OVERALL																							
Year	Avg	GP-GS	AB	R	H	2B	3B	HR	RBI	TB	Slg%	BB	HP	SO	GDP	OB%	SF	SH	SB	PO	A	E	Fld%
2012	.189	47-17	53	15	10	1	0	0	7	11	.208	12	2	17	0	.353	1	1	6-6	40	3	0	1.000
2013	.263	59-45	160	18	42	4	1	0	13	48	.300	23	5	34	3	.366	3	3	6-9	110	5	3	.975
2014	.274	61-61	241	46	66	9	3	3	25	90	.373	42	5	34	2	.391	1	2	11-17	111	4	2	.983
<b>Totals</b>	<b>.260</b>	<b>167-123</b>	<b>454</b>	<b>79</b>	<b>118</b>	<b>14</b>	<b>4</b>	<b>3</b>	<b>45</b>	<b>149</b>	<b>.328</b>	<b>77</b>	<b>12</b>	<b>85</b>	<b>5</b>	<b>.378</b>	<b>5</b>	<b>6</b>	<b>23-32</b>	<b>261</b>	<b>12</b>	<b>5</b>	<b>.982</b>

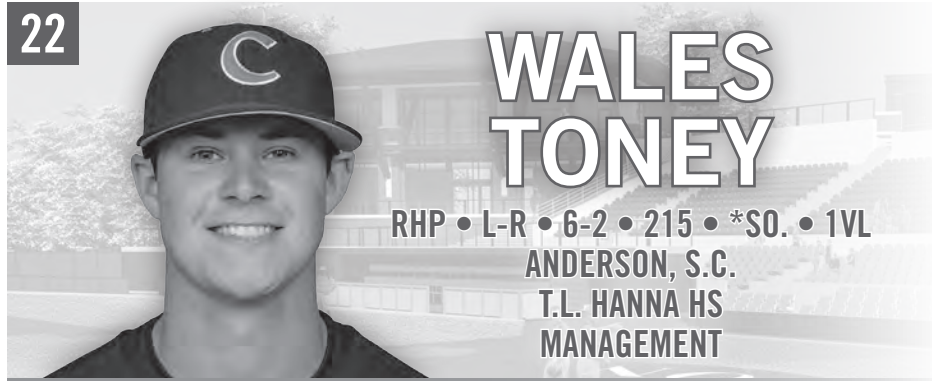
### ACC REGULAR SEASON

Year	Avg	GP-GS	AB	R	H	2B	3B	HR	RBI	TB	Slg%	BB	HP	SO	GDP	OB%	SF	SH	SB	PO	A	E	Fld%
2012	.238	22-7	21	5	5	1	0	0	4	6	.286	3	2	5	0	.385	0	0	4-4	18	2	0	1.000
2013	.295	29-26	95	9	28	2	1	0	8	32	.337	13	3	20	3	.393	1	3	5-6	62	2	2	.970
2014	.220	29-29	118	19	26	4	2	2	10	40	.339	20	1	18	1	.338	0	1	3-6	52	3	1	.982
<b>Totals</b>	<b>.252</b>	<b>80-62</b>	<b>234</b>	<b>33</b>	<b>59</b>	<b>7</b>	<b>3</b>	<b>2</b>	<b>22</b>	<b>78</b>	<b>.333</b>	<b>36</b>	<b>6</b>	<b>43</b>	<b>4</b>	<b>.365</b>	<b>1</b>	<b>4</b>	<b>12-16</b>	<b>132</b>	<b>7</b>	<b>3</b>	<b>.979</b>



# VETERAN BIOS

22



## WALES TONEY

RHP • L-R • 6-2 • 215 • \*SO. • 1VL

ANDERSON, S.C.

T.L. HANNA HS  
MANAGEMENT

### TONEY'S CAREER HIGHS

Total IP	2.0	Georgia Southern	3-18-14
Scoreless IP	1.0	Virginia Tech	3-8-14
Hits	5	Georgia Southern	3-18-14
Runs	5	Georgia Southern	3-18-14
Earned Runs	5	Georgia Southern	3-18-14
Walks	2	many (2)	-----
Strikeouts	3	Georgia Southern	3-18-14

over four starts; No. 13 prospect in the Coastal Plain League by Perfect Game.

### BEFORE CLEMSON

Rated as the No. 20 prospect in South Carolina and No. 5 high school prospect in South Carolina by Baseball America ... No. 150 player in the nation and No. 3 player in South Carolina by Perfect Game ... No. 3 player and No. 3 pitcher in South Carolina by Diamond Prospects ... South Carolina Select All-Star ... East Coast Pro Showcase ... all-state and all-region selection as a senior ... lettered four times in baseball ... coached by Adam Comstock at T.L. Hanna High School.

### PERSONAL

Pronounced WAYLZ ... his father, Greg, was a student manager on the 1984 Clemson men's soccer team that won the national title ... majoring in management ... born Wales Brantley Toney on July 7, 1994 in Anderson, S.C.

Sophomore righthander from nearby Anderson, S.C. who has one of the team's hardest fastballs ... will compete for innings in the bullpen in 2015.

### 2014 (REDSHIRT FRESHMAN)

Had an 0-0 record and a 12.46 ERA in four relief appearances ... in 4.1 innings pitched, he allowed six hits (.300 opponents' batting average) and five walks with six strikeouts ... played for Florence in the Coastal Plain League in the summer, where he was 2-1 with an 8.22 ERA, 14 strikeouts and a .259 opponents' batting average in 15.1 innings pitched over seven appearances

(three starts); No. 20 prospect in the Coastal Plain League by Perfect Game.

### 2013 (FRESHMAN)

Redshirted ... No. 99 freshman in the nation in the preseason by Perfect Game ... played for Keene in the New England Collegiate Baseball League in the summer, where he was 0-0 with one save, a 2.20 ERA and 13 strikeouts in 16.1 innings pitched over six appearances (two starts) ... later played for Florence in the Coastal Plain League in the summer, where he was 0-2 with a 2.14 ERA and 18 strikeouts in 21.0 innings pitched



### TONEY'S CAREER STATS

OVERALL																						
Year	ERA	W-L	APP	GS	CG	SHO/CBO	SV	IP	H	R	ER	BB	SO	AB	O/BA	WP	HBP	BK	PO	A	E	Fld%
2014	12.46	0-0	4	0	0	0/0	0	4.1	6	6	6	5	6	20	.300	1	2	0	0	0	0	-----
ACC REGULAR SEASON																						
Year	ERA	W-L	APP	GS	CG	SHO/CBO	SV	IP	H	R	ER	BB	SO	AB	O/BA	WP	HBP	BK	PO	A	E	Fld%
2014	0.00	0-0	1	0	0	0/0	0	1.0	0	0	0	0	1	3	.000	0	0	0	0	0	0	-----

# VETERAN BIOS

35



## MIKE TRILLER

OF • L-R • 6-1 • 220 • \*JR. • 2VL

RUTLAND, VT.  
RUTLAND HS  
MANAGEMENT

Junior outfielder who has made the most of his limited opportunities ... one of the hardest-working players on the team ... a career .291 hitter with a .333 on-base

percentage in 44 games (10 starts) over two seasons ... has three doubles, eight RBIs, eight runs, four walks and four steals.



### TRILLER'S CAREER HIGHS

Runs	2	Virginia Tech	3-7-14
Hits	2	many (4)	-----
Doubles	1	many (3)	-----
Home Runs	0	-----	-----
RBIs	2	many (2)	-----
Walks	2	Furman	(2) 5-8-13
Steals	2	Virginia Tech	3-7-14

#### 2014 (REDSHIRT SOPHOMORE)

Hit .250 with five runs, one RBI, a .300 on-base percentage, two walks and two steals in 21 games (four starts in left field) ... hit a single off the bench against Maine on Feb. 22 ... hit a single off the bench against Maine on Feb. 23 ... went 2-for-3 with an RBI and a run off the bench at Western Carolina on March 4 ... went 1-for-3 with a team-high two runs and two steals against Virginia Tech on March 7.

#### 2013 (REDSHIRT FRESHMAN)

Was 9-for-27 (.333) with three runs, three doubles, seven RBIs, a .367 on-base percentage, two walks and two steals in 23 games (six starts in left field) ... was 4-for-10 (.400) with two doubles, three RBIs, three runs, two walks and a .462 on-base percentage in his 17 games off the bench ... was 5-for-12 (.417) against lefthanders ... was 7-for-16 (.438) with runners on base ... hit a run-scoring double and scored a run against William & Mary on Feb. 17; it was his first career game ... hit a pinch-hit double and scored a run at Boston College on April 6 ... went 1-for-3 with a sacrifice bunt at Boston College on April 7; it was his first career start ... went 2-for-2 with an RBI off the bench against Western Carolina on April 24 ... went 2-for-3 with a double and two RBIs against Georgia Southern on May 10 ... went 2-for-3 with two RBIs against No. 3 North Carolina in the ACC Tournament on May 24 ... played for Vermont in the New England Collegiate Baseball League in the summer, where he hit .198 with two doubles, nine RBIs, nine runs and seven steals in 37 games.

#### 2012 (FRESHMAN)

Redshirted ... won the Dedication Award for outstanding work in the strength training room ... won the Omaha Challenge competition among fielders in the fall of 2011 ... played for Albany in the Perfect Game Collegiate Baseball League in the summer, where he hit .226 with nine RBIs in 28 games.

#### BEFORE CLEMSON

Selected to the Vermont North-South All-Star Game ... led his team in batting average (.528) during his senior season ... named team MVP and won the team's Hustle Award as a senior ... lettered three times in baseball, three times in basketball and two times in football at Rutland High, where he was coached by Kevin Bellomo, who played under Head Coach Jack Leggett at Western Carolina.

#### PERSONAL

Majoring in management ... born Michael Paul Triller on Sept. 30, 1992 in Randolph, Vt.

### TRILLER'S CAREER STATS

#### OVERALL

Year	Avg	GP-GS	AB	R	H	2B	3B	HR	RBI	TB	Slg%	BB	HP	SO	GDP	OB%	SF	SH	SB	PO	A	E	Fld%
2013	.333	23-6	27	3	9	3	0	0	7	12	.444	2	0	6	1	.367	1	2	2-3	12	0	0	1.000
2014	.250	21-4	28	5	7	0	0	0	1	7	.250	2	0	8	0	.300	0	0	2-2	5	0	0	1.000
<b>Totals</b>	<b>.291</b>	<b>44-10</b>	<b>55</b>	<b>8</b>	<b>16</b>	<b>3</b>	<b>0</b>	<b>0</b>	<b>8</b>	<b>19</b>	<b>.345</b>	<b>4</b>	<b>0</b>	<b>14</b>	<b>1</b>	<b>.333</b>	<b>1</b>	<b>2</b>	<b>4-5</b>	<b>17</b>	<b>0</b>	<b>0</b>	<b>1.000</b>

#### ACC REGULAR SEASON

Year	Avg	GP-GS	AB	R	H	2B	3B	HR	RBI	TB	Slg%	BB	HP	SO	GDP	OB%	SF	SH	SB	PO	A	E	Fld%
2013	.333	7-1	6	1	2	1	0	0	1	3	.500	0	0	2	1	.286	1	1	0-0	1	0	0	1.000
2014	.125	9-2	8	2	1	0	0	0	0	1	.125	2	0	3	0	.300	0	0	2-2	4	0	0	1.000
<b>Totals</b>	<b>.214</b>	<b>16-3</b>	<b>14</b>	<b>3</b>	<b>3</b>	<b>1</b>	<b>0</b>	<b>0</b>	<b>1</b>	<b>4</b>	<b>.286</b>	<b>2</b>	<b>0</b>	<b>5</b>	<b>1</b>	<b>.294</b>	<b>1</b>	<b>1</b>	<b>2-2</b>	<b>5</b>	<b>0</b>	<b>0</b>	<b>1.000</b>



# VETERAN BIOS

4



## ELI WHITE

INF • R-R • 6-2 • 185 • SO. • 1VL  
EASLEY, S.C.  
WREN HS  
FINANCIAL MANAGEMENT

### WHITE'S CAREER HIGHS

Runs	1	many (3)	-----
Hits	2	High Point	5-7-2014
Doubles	1	many (2)	-----
Home Runs	0	-----	-----
RBIs	2	Western Carolina	4-23-14
Walks	1	many (4)	-----
Steals	1	Western Carolina	4-23-14

### BEFORE CLEMSON

Drafted in the 26th round (No. 795 overall pick) by the Cincinnati Reds ... No. 242 player in the nation and No. 6 player in South Carolina by Perfect Game ... No. 8 player and No. 3 shortstop in South Carolina by Diamond Prospects ... Perfect Game National Showcase participant in Minneapolis, Minn ... South Carolina Select All-Star ... all-state selection as a senior ... region player-of-the-year as a senior ... lettered four times in baseball at Wren High School, where he was coached by Randy Thompson.

### PERSONAL

Majoring in financial management ... born Elijah Thomas White on June 26, 1994 in Greenville, S.C.

Sophomore infielder who has showed a steady glove and a strong arm in the field ... will compete for a starting spot in the infield in 2015.

### 2014 (FRESHMAN)

ACC Academic Honor Roll member ... hit .143 with three runs, two doubles, two RBIs, a .244 on-base percentage, four walks, one hit-by-pitch and one steal in 28 games

(eight starts, including four at shortstop, three at second base and one at third base) ... committed only one error in 25 chances at shortstop (.960 fielding percentage) ... went 1-for-2 with a double and run against Eastern Michigan on Feb. 16; it was his first career hit ... had two RBIs against Western Carolina on April 23 ... went 2-for-3 against High Point on May 7 ... No. 100 freshman in the nation in the preseason by Perfect Game.




### WHITE'S CAREER STATS

OVERALL																							
Year	Avg	GP-GS	AB	R	H	2B	3B	HR	RBI	TB	Slg%	BB	HP	SO	GDP	OB%	SF	SH	SB	PO	A	E	Fld%
2014	.143	28-8	35	3	5	2	0	0	2	7	.200	4	1	13	0	.244	1	2	1-1	24	30	4	.931
ACC REGULAR SEASON																							
Year	Avg	GP-GS	AB	R	H	2B	3B	HR	RBI	TB	Slg%	BB	HP	SO	GDP	OB%	SF	SH	SB	PO	A	E	Fld%
2014	.077	11-3	13	1	1	0	0	0	0	1	.077	2	0	3	0	.200	0	1	0-0	6	17	1	.958

# VETERAN BIOS

8



## WESTON WILSON

INF • R-R • 6-3 • 195 • SO. • 1VL  
HIGH POINT, N.C.

WESLEYAN CHRISTIAN ACADEMY  
PARKS, RECREATION & TOURISM MANAGEMENT

### WILSON'S CAREER HIGHS

Runs	2	many (3)	-----
Hits	3	many (2)	-----
Doubles	1	many (5)	-----
Home Runs	1	many (2)	-----
RBIs	5	Virginia Tech	3-8-14
Walks	1	many (15)	-----
Steals	1	many (3)	-----

### BEFORE CLEMSON

Rated as the No. 258 player in the nation and No. 9 player in North Carolina by Baseball America (includes college and high school players) ... No. 228 player in the nation and No. 5 player in North Carolina by Perfect Game ... East Coast Pro Showcase participant ... all-state pick as a junior and senior ... all-conference pick as a junior and senior ... lettered four times in baseball and one time in cross country at Wesleyan Christian Academy, where he was coached by Scott Davis.

### PERSONAL

His brother, Spencer, has overcome a rare tissue cancer twice; his story was featured on an ESPN E:60 segment in December 2014 called "Dedication Game;" he dedicated a January 2014 basketball game while at Bishop McGuinness High School to a friend (Josh Rominger) who passed away from cancer, then made a 50-foot shot at the final buzzer to give his team a two-point victory; Spencer is slated to play basketball at Belmont Abbey starting in the 2015-16 season ... majoring in parks, recreation & tourism management ... born Weston Graham Wilson on Sept. 11, 1994 in High Point, N.C.

Sophomore who has been solid defensively ... will compete for a starting infield spot in 2015 ... No. 79 sophomore in the nation in the preseason by Perfect Game ... No. 16 ACC prospect for the 2016 draft in the preseason by Perfect Game.

### 2014 (FRESHMAN)

Hit .240 with 18 runs, five doubles, two homers, 23 RBIs, a .316 on-base percentage, 15 walks, two hit-by-pitches and three steals in 55 games (51 starts, including 49 at third base and two at second base) ... only committed nine errors in 127 chances (.929 fielding percentage) ... hit .289 with two outs ... hit .280 in ACC regular-season games ... was 2-for-4 with a grand slam, double, seven RBIs and a walk with the bases loaded ... hit a single for his first career hit and scored a run

against Eastern Michigan on Feb. 15 ... hit a three-run homer off the bench against Maine on Feb. 22; it was his first career home run ... hit a two-run double against Maine on Feb. 23 ... went 3-for-5 with a grand slam, a team-season-high five RBIs, two runs and a walk against Virginia Tech on March 8 ... went 2-for-3 with an RBI in the second game of a doubleheader against No. 1 Florida State on March 22 ... went 3-for-3 with a double, three RBIs and a run against Furman on April 1 ... went 2-for-4 with a double and two RBIs against NC State on April 6 ... went 2-for-3 against No. 11 Miami (Fla.) on April 27 ... No. 84 freshman in the nation in the preseason by Perfect Game ... played for High Point-Thomasville in the Coastal Plain League in the summer, where he hit .286 with four runs, one double, one triple, one homer, seven RBIs and one steal in 15 games.



### WILSON'S CAREER STATS

#### OVERALL

Year	Avg	GP-GS	AB	R	H	2B	3B	HR	RBI	TB	Slg%	BB	HP	SO	GDP	OB%	SF	SH	SB	PO	A	E	Fld%
2014	.240	55-51	154	18	37	5	0	2	23	48	.312	15	2	30	3	.316	0	5	3-5	35	83	9	.929


#### ACC REGULAR SEASON

Year	Avg	GP-GS	AB	R	H	2B	3B	HR	RBI	TB	Slg%	BB	HP	SO	GDP	OB%	SF	SH	SB	PO	A	E	Fld%
2014	.280	27-25	75	7	21	2	0	1	9	26	.347	7	1	15	2	.349	0	4	1-1	20	37	3	.950



# REDSHIRT BIOS

15



**GLENN  
BATSON**  
3B/1B • R-R • 6-2 • 205 • \*FR. • RS  
GREENVILLE, S.C.  
GREENVILLE HS  
PARKS, RECREATION & TOURISM MANAGEMENT

Redshirt freshman corner infielder who has shown his power potential in practice, including during the fall of 2014.

## 2014 (FRESHMAN)

Redshirted ... ACC Academic Honor Roll member ... played for High Point-Thomasville in the Coastal Plain

League in the summer, where he hit .265 with 29 runs, nine doubles, eight homers and 24 RBIs in 50 games.

## BEFORE CLEMSON


Top-500 player in the nation by Perfect Game ... No. 9 player and No. 1 third-baseman in South Carolina by Diamond Prospects ... all-state selection as a sophomore and senior ... region player-of-the-year as a sophomore and senior ... lettered three times in baseball and three times in football at Greenville High School, where he was coached by Steve Scolamiero.

## PERSONAL

His grandfather, Louis P. Batson Jr., is a Clemson University trustee emeritus ... his uncle, Bill Spiers, was an All-America shortstop at Clemson (1985-87) and played 13 years (1989-01) in the major leagues with the Brewers, Mets and Astros ... majoring in parks, recreation & tourism management ... born Glenn Elliott Batson Jr. on Oct. 17, 1994 in Greenville, S.C.



26



**REED  
ROHLMAN**  
OF • L-L • 6-0 • 210 • \*FR. • RS  
MOORE, S.C.  
JAMES F. BYRNES HS  
PARKS, RECREATION & TOURISM MANAGEMENT

Redshirt freshman outfielder who will compete for playing time in the outfield.

## 2014 (FRESHMAN)

Redshirted ... played for Columbia in the Coastal Plain League in the summer, where he hit .300 with 12 runs, four doubles, one triple, one homer, 12 RBIs and a .402 on-base percentage in 22 games.

## BEFORE CLEMSON

Top-500 player in the nation according to Perfect Game ... No. 6 outfielder in South Carolina by Diamond Pros-

pects ... all-state selection during his sophomore and junior seasons ... all-region selection during his freshman, sophomore and junior seasons ... member of the state runner-up team during his freshman, sophomore and junior seasons ... lettered three times in baseball at James F. Byrnes High School, where he was coached by Michael Maus.

## PERSONAL

Majoring in parks, recreation & tourism management ... born Reed Wayne Rohlman on Jan. 5, 1995 in Charlotte, N.C.



# ROOKIE BIOS

23



**CHARLIE  
BARNES**

LHP • L-L • 6-1 • 170 • FR. • HS

SUMTER, S.C.

SUMTER HS

PARKS, RECREATION & TOURISM MANAGEMENT

One of four newcomers who are lefthanders ... will provide depth on the staff.

**Before Clemson:** State pitcher-of-the-year as a senior ... Perfect Game First-Team All-Atlantic selection ... all-state as a junior and senior ... led his team to the state championship as a freshman and senior ... No. 2 player and No. 1 lefthander in South Carolina by Diamond Prospects ... No. 65 lefthander in the nation and No. 10 player in South Carolina by Perfect Game ... played in the East Coast Pro Showcase ... South Carolina Select Team member ... lettered three times in baseball at Sumter High School, where he was coached by Brooks Shumake.

**Personal:** Majoring in parks, recreation & tourism management ... born Charles Segars Barnes on Oct. 1, 1995 in Sumter, S.C.

10



**K.J.  
BRYANT**

OF • R-R • 5-11 • 190 • FR. • HS

TAYLORS, S.C.

WADE HAMPTON HS

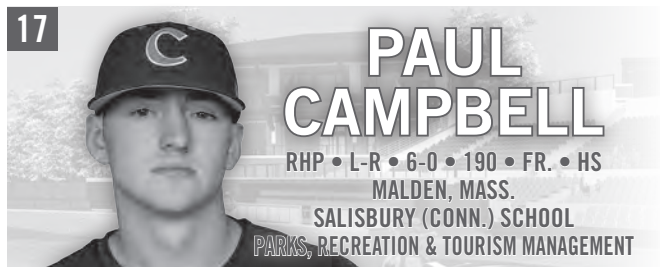
POLITICAL SCIENCE

Freshman outfielder who will compete for innings in 2015.

**Before Clemson:** Second-team All-American and all-state pick ... played in the East Coast Pro Showcase ... No. 7 player and No. 2 outfielder in South Carolina by Diamond Prospects ... No. 113 player and No. 24 outfielder in the nation and No. 2 player and No. 1 outfielder in South Carolina by Perfect Game ... lettered five times in baseball at Wade Hampton High School, where he was coached by Austin Lynch.

**Personal:** His father, Kevin Sr., played basketball at Furman ... majoring in political science ... born Kevin Ramonde Bryant Jr. on Sept. 19, 1995 in Taylors, S.C.

17



**PAUL  
CAMPBELL**

RHP • L-R • 6-0 • 190 • FR. • HS

MALDEN, MASS.

SALISBURY (CONN.) SCHOOL

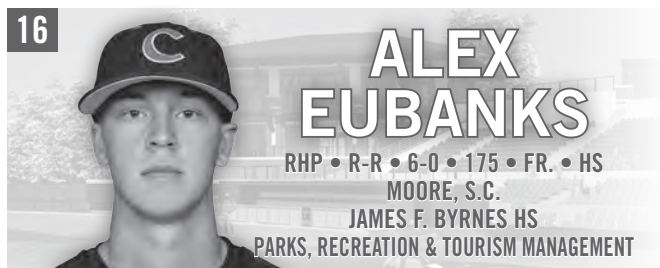
PARKS, RECREATION & TOURISM MANAGEMENT

Freshman righthander who will compete for innings out of the bullpen in 2015.

**Before Clemson:** Had a team-best 0.83 ERA and led his squad to a 24-0 record and league championship ... No. 5 player and No. 2 righthander in Massachusetts by Perfect Game ... played with the New England Ruffnecks in the summer ... lettered four times in baseball at Salisbury School, where he was coached by John Toffey.

**Personal:** Majoring in parks, recreation & tourism management ... born Paul Alan Campbell on July 26, 1995 in Malden, Mass.

16



**ALEX  
EUBANKS**

RHP • R-R • 6-0 • 175 • FR. • HS

MOORE, S.C.

JAMES F. BYRNES HS

PARKS, RECREATION & TOURISM MANAGEMENT

Freshman righthander who will compete for innings out of the bullpen in 2015.

**Before Clemson:** All-state and all-region as a senior ... Herald Journal Player-of-the-Year as a senior ... No. 11 player and No. 2 righthander in South Carolina by Diamond Prospects ... No. 27 player and No. 7 righthander in South Carolina by Perfect Game ... lettered four times in baseball at James F. Byrnes High School, where he was coached by Michael Maus.

**Personal:** Majoring in parks, recreation & tourism management ... born Alexander Lawrence Eubanks on Sept. 13, 1995 in Duncan, S.C.

50



**MIKE  
GOREN**

RHP • R-R • 6-2 • 200 • FR. • HS

WESTBURY, N.Y.

JERICHO HS

SPORTS COMMUNICATION

Freshman righthander who will compete for innings out of the bullpen in the 2015 season.

**Before Clemson:** Honorable mention All-American by Perfect Game ... No. 44 player and No. 15 righthander in New York by Perfect Game ... lettered four times in baseball, three times in basketball and two times in volleyball at Jericho High School, where he was coached by Ryan Crawford.

**Personal:** Majoring in sports communication ... born Michael Andrew Goren on March 27, 1996 in Manhasset, N.Y.

46



**JACK  
HUGGINS**

INF • R-R • 6-0 • 160 • FR. • HS

NEWBERRY, S.C.

NEWBERRY HS

PRE-BUSINESS

Freshman who who will compete for innings in the infield in 2015.

**Before Clemson:** All-region selection as a junior and senior ... Billy O'Dell Pitcher-of-the-Year as a senior ... lettered five times in baseball and three times in football at Newberry High School, where he was coached by Lindsay Stribble.

**Personal:** His father, Mike, was a pitcher at Clemson (1986,87,89) ... majoring in pre-business ... born Jack Clarkson Huggins on Sept. 4, 1995 in Honolulu, Hawaii.

12



**ROBERT  
JOLLY**

C • L-R • 5-9 • 195 • FR. • HS

MYRTLE BEACH, S.C.

CAROLINA FOREST HS

PARKS, RECREATION & TOURISM MANAGEMENT

Freshman catcher who had a strong fall season ... will compete for innings at catcher in 2015 ... Clemson's first lefthanded-hitting catcher since Brian Ellis (1997-00).

**Before Clemson:** MVP of the Select Games ... team MVP as a junior and senior ... No. 1 catcher in South Carolina by Diamond Prospects ... No. 27 player and No. 3 catcher in South Carolina by Perfect Game ... lettered four times in baseball and two times in football at Carolina Forest High School, where he was coached by Jack Jolly.

**Personal:** His father, Jack, was a pitcher at Coastal Carolina ... his brother, Matthew, was a pitcher at Newberry ... majoring in parks, recreation & tourism management ... born Robert Alan Jolly on Oct. 9, 1995 in Myrtle Beach, S.C.



# ROOKIE BIOS

36



**PAT  
KRALL**  
LHP • L-L • 6-5 • 205 • SO. • TR  
DOWNTOWN, PA.  
TEMPLE UNIVERSITY  
PRE-BUSINESS

Sophomore lefthander who is eligible to play at Clemson in 2015 after a successful season at Temple, who dropped baseball, in 2014.

**Before Clemson:** Played one season (2014) at Temple, where he was 1-0 with a team-best 0.66 ERA, two saves and a .181 opponents' batting average along with 12 strikeouts against seven walks in 27.1 innings pitched over 16 relief appearances ... Big 5 Co-Rookie-of-the-Year ... coached by Ryan Wheeler at Temple, who discontinued baseball after the 2014 season, allowing Krall to be eligible to play at Clemson in 2015 ... all-league as a junior and senior at Downingtown West High School ... all-county as a junior ... lettered three times in baseball at Downingtown West High School, where he was coached by Dave Oleszek.


**Personal:** Pronounced KRAHL ... majoring in pre-business ... born Patrick Thomas Krall on Aug. 27, 1994 in Downingtown, Pa.

## KRALL'S OVERALL STATS

Year	ERA	W-L	G-S	SV	IP	H	R	ER	BB	SO
2014*	0.66	1-0	16-0	2	27.1	17	3	2	7	12

\* - Temple

5



**CHASE  
PINDER**  
INF/OF • R-R • 5-10 • 175 • FR. • HS  
POQUOSON, VA.  
POQUOSON HS  
SPORTS COMMUNICATION

Freshman infielder and outfielder who will compete for a starting spot in the field in 2014 ... No. 88 freshman in the nation in the preseason by Perfect Game ... No. 12 ACC prospect for the 2017 draft in the preseason by Perfect Game.

**Before Clemson:** Received All-America honors ... state player-of-the-year as a senior ... state All-Star Game selection ... all-district and all-region as a sophomore ... all-district as a freshman ... No. 331 player and No. 70 outfielder in the nation and #11 player in Virginia by Perfect Game ... member of the state championship football team as a freshman ... lettered four times in baseball and two times in football at Poquoson High School, where he was coached by Kenny Bennett.

**Personal:** His father, Chris, played baseball at Florida State and Virginia Commonwealth ... his brother, Chad, played baseball at Virginia Tech ... majoring in sports communication ... born Chase Alexander Pinder on March 16, 1996 in Poquoson, Va.

11



**ADAM  
RENWICK**  
INF • R-R • 6-0 • 170 • FR. • HS  
SPARTANBURG, S.C.  
DORMAN HS  
PARKS, RECREATION & TOURISM MANAGEMENT

Freshman infielder who will compete for a starting spot in the infield in the 2015 season.

**Before Clemson:** Played in the Palmetto Games ... all-region as a sophomore and senior ... team MVP as a senior ... received the team's Defensive Award as a senior ... No. 5 player and No. 2 shortstop in South Carolina by Diamond Prospects ... No. 12 player in South Carolina by Perfect Game ... lettered five times in baseball and one time in football at Dorman High School, where he was coached by Matthew West.

**Personal:** His father, David, played baseball at Wofford ... majoring in parks, recreation & tourism management ... born Adam David Renwick on Oct. 15, 1995 in Concord, N.C.

47



**ALEX  
SCHNELL**  
LHP • L-L • 5-10 • 175 • FR. • HS  
MILTON, GA.  
MILTON HS  
GENERAL ENGINEERING

Freshman lefthander who will compete for innings out of the bullpen in 2015.

**Before Clemson:** Two-time all-state pick at the AAAAAA level ... state and region pitcher-of-the-year as a senior ... No. 14 lefty in Georgia by Perfect Game ... lettered three times in baseball at Milton High School, where he was coached by Joey Ray.

**Personal:** His brother, Kyle, is a righty on the 2015 team ... majoring in general engineering ... born Alexander Benjamin Schnell on May 4, 1995 in Atlanta, Ga.

30



**HUNTER  
VAN HORN**  
LHP • L-L • 6-2 • 180 • FR. • HS  
TAMPA, FLA.  
JESUIT HS  
COMMUNICATION STUDIES

Freshman lefthander who will compete for innings out of the bullpen in 2015.

**Before Clemson:** Played in the East Coast Pro Showcase ... member of the Florida Travel Baseball team ... No. 259 player and No. 27 lefthander in the nation and No. 55 player and No. 7 lefthander in Florida by Perfect Game ... lettered two times in baseball at Jesuit High School, where he was coached by Richie Warren.

**Personal:** Majoring in communication studies ... born Hunter Jay Van Horn on May 30, 1996 in Atlanta, Ga.

41



**TAYLOR  
VETZEL**  
RHP • R-R • 6-0 • 155 • \*SO. • JC  
SIMPSONVILLE, S.C.  
SPARTANBURG METHODIST COLLEGE  
ECONOMICS

Sophomore righty and junior college transfer who will vie for innings in 2015.

**Before Clemson:** Junior college reliever-of-the-year in 2014 ... coached by Tim Wallace at Spartanburg Methodist College ... lettered multiple times in baseball at J.L. Mann High School, where he was coached by Brian Simpson.

**Personal:** Majoring in economics ... born Taylor William Vetzel on Nov. 1, 1993 in Greenville, S.C.

13



**DREW  
WHARTON**  
OF/1B • R-R • 6-2 • 190 • FR. • HS  
SUWANEE, GA.  
PEACHTREE RIDGE HS  
PARKS, RECREATION & TOURISM MANAGEMENT

Freshman who will compete for an outfield spot in 2015.

**Before Clemson:** Played in the East Coast Pro Showcase and Perfect Game National Showcase ... No. 343 player and No. 73 outfielder in the nation and No. 28 player and No. 10 outfielder in Georgia by Perfect Game ... lettered three times in baseball at Peachtree Ridge High School, where he was coached by Ryan Hanik.

**Personal:** Majoring in parks, recreation & tourism management ... born Andrew Russell Wharton on Nov. 28, 1995 in Atlanta, Ga.

# 2015 OPPONENTS

## BOSTON COLLEGE

APRIL 10,11,12 AT CHESTNUT HILL, MASS.

### GENERAL INFORMATION

Location	Chestnut Hill, Mass.
Enrollment	14,460
President	Rev. William P. Leahy, S.J.
Athletic Director	Brad Bates
Nickname	Eagles
Colors	Maroon & Gold
Conference	Atlantic Coast Conference
First Year of Baseball	1946

### STADIUM INFORMATION

Home Field	Commander Shea Field
Capacity	1,000
Dimensions	LL - 330, LC - 370, C - 400, RC - 370, RL - 330

### COACHING INFORMATION

Head Coach	Mike Gambino (Boston College '00)
Record at Boston College (Seasons)	73-139 (4)
Career Record (Seasons)	73-139 (4)
Assistant Coaches	Jim Foster (Providence '93) Greg Sullivan (Eastern Connecticut State '06) Jimmy Van Ostrand (Cal Poly '08)

### TEAM INFORMATION

2014 Record (Rank)	22-33 (NR)
2014 ACC Record (Finish)	10-20 (T-6th)
2014 NCAA Tournament Record	0-0
Lettermen Returning/Lost	24/6
Position Starters Returning/Lost	6/3
Pitchers Returning/Lost	12/3
Series Record	Clemson leads 20-7

### ATHLETIC COMMUNICATIONS INFORMATION

Baseball Contact	Zanna Ollove
ACD Office Phone / Cell Phone	617-552-2004 / 978-828-9221
ACD Email	ollove@bc.edu
Athletic Website	BCEagles.com
Baseball Twitter	@BCBirdball

## COLLEGE OF CHARLESTON

MAY 6 AT CLEMSON, S.C.

### GENERAL INFORMATION

Location	Charleston, S.C.
Enrollment	11,649
President	Glenn F. McConnell
Athletic Director	Joe Hull
Nickname	Cougars
Colors	Maroon & White
Conference	Colonial Athletic Association
First Year of Baseball	1899

### STADIUM INFORMATION

Home Field	The Ballpark at Patriots Point
Capacity	2,000
Dimensions	LL - 300, LC - 375, C - 400, RC - 375, RL - 330

### COACHING INFORMATION

Head Coach	Monte Lee (College of Charleston '00)
Record at College of Charleston (Seasons)	231-130 (6)
Career Record (Seasons)	231-130 (6)
Assistant Coaches	Matt Heath (Louisiana State '02) Chris Morris (College of Charleston '05) Brandon Sizemore (College of Charleston '12)

### TEAM INFORMATION

2014 Record (Rank)	44-19 (No. 17 BA, No. 16 CB, No. 19 USA)
2014 CAA Record (Finish)	15-6 (2nd)
2014 NCAA Tournament Record	3-2
Lettermen Returning/Lost	18/10
Position Starters Returning/Lost	6/3
Pitchers Returning/Lost	8/5
Series Record	Clemson leads 23-1

### ATHLETIC COMMUNICATIONS INFORMATION

Baseball Contact	Nick Vlattas
ACD Office Phone / Cell Phone	843-953-5465 / 757-876-2885
ACD Email	vlattasan@cofc.edu
Athletic Website	COFCsports.com
Baseball Twitter	@CofcBaseball

## CHARLESTON SOUTHERN

FEBRUARY 18 AT CLEMSON, S.C.

### GENERAL INFORMATION

Location	Charleston, S.C.
Enrollment	3,400
President	Dr. Jairy C. Hunter Jr.
Athletic Director	Hank Small
Nickname	Buccaneers
Colors	Blue & Gold
Conference	Big South Conference
First Year of Baseball	1967

### STADIUM INFORMATION

Home Field	CSU Ballpark
Capacity	1,500
Dimensions	LL - 330, LC - 380, C - 400, RC - 380, RL - 330

### COACHING INFORMATION

Head Coach	Stuart Lake (Charleston Southern '94)
Record at Charleston Southern (Seasons)	134-201 (6)
Career Record (Seasons)	134-201 (6)
Assistant Coaches	Adam Ward (Clemson '09) Jimmy Holton (College of Charleston '14) Chris Brown (South Carolina '06)

### TEAM INFORMATION

2014 Record (Rank)	30-26 (NR)
2014 BSC Record (Finish)	12-15 (3rd (South))
2014 NCAA Tournament Record	0-0
Lettermen Returning/Lost	18/14
Position Starters Returning/Lost	5/4
Pitchers Returning/Lost	10/4
Series Record	Clemson leads 17-0

### ATHLETIC COMMUNICATIONS INFORMATION

Baseball Contact	Zeke Beam
ACD Office Phone / Cell Phone	843-863-7687 / 843-870-0421
ACD Email	zbeam@csuniv.edu
Athletic Website	CSUSports.com
Baseball Twitter	@CSUBucsBaseball

## COASTAL CAROLINA

MARCH 17 AT CONWAY, S.C.

### GENERAL INFORMATION

Location	Conway, S.C.
Enrollment	10,000
President	David A. DeCenzo
Interim Athletic Director	Matt Hogue
Nickname	Chanticleers
Colors	Teal, Bronze & Black
Conference	Big South Conference
First Year of Baseball	1975

### STADIUM INFORMATION

Home Field	Springs Brooks Stadium
Capacity	2,500
Dimensions	NA

### COACHING INFORMATION

Head Coach	Gary Gilmore (Coastal Carolina '80)
Record at Coastal Carolina (Seasons)	753-399 (19)
Career Record (Seasons)	1006-501-2 (25)
Assistant Coaches	Drew Thomas (Illinois State '98) Joe Hastings (East Carolina '01) Matt Schilling (Coastal Carolina '94)

### TEAM INFORMATION

2014 Record (Rank)	24-33 (NR)
2014 BSC Record (Finish)	13-13 (2nd (South))
2014 NCAA Tournament Record	0-0
Lettermen Returning/Lost	16/14
Position Starters Returning/Lost	5/4
Pitchers Returning/Lost	10/4
Series Record	Clemson leads 43-8

### ATHLETIC COMMUNICATIONS INFORMATION

Baseball Contact	Mike Cawood
ACD Office Phone / Cell Phone	843-349-2822 / 843-333-5730
ACD Email	cawood@coastal.edu
Athletic Website	GoCCUSports.com
Baseball Twitter	@CoastalBaseball

## DUKE

APRIL 17,18,19 AT CLEMSON, S.C.

### GENERAL INFORMATION

Location	Durham, N.C.
Enrollment	6,524
President	Dr. Richard Brodhead
Athletic Director	Dr. Kevin White
Nickname	Blue Devils
Colors	Duke Blue & White
Conference	Atlantic Coast Conference
First Year of Baseball	1889

### STADIUM INFORMATION

Home Field	Jack Coombs Field
Capacity	2,000
Dimensions	LL - 325, LC - 370, C - 400, RC - 380, RL - 335

### COACHING INFORMATION

Head Coach	Chris Pollard (Davidson '96)
Record at Duke (Seasons)	59-54 (2)
Career Record (Seasons)	444-372-3 (15)
Assistant Coaches	Josh Jordan (Catawba '02) Andrew See (Ohio '02) Mark Hayes (Lenoir-Rhyne '00)

### TEAM INFORMATION

2014 Record (Rank)	33-25 (NR)
2014 ACC Record (Finish)	16-14 (3rd (Coastal))
2014 NCAA Tournament Record	0-0
Lettermen Returning/Lost	22/16
Position Starters Returning/Lost	3/6
Pitchers Returning/Lost	11/6
Series Record	Clemson leads 127-66-2

### ATHLETIC COMMUNICATIONS INFORMATION

Baseball Contact	Ashley Wolf
ACD Office Phone / Cell Phone	919-668-4393 / 603-325-2225
ACD Email	awolf@duke.edu
Athletic Website	GoDuke.com
Baseball Twitter	@Duke_BASE

## FLORIDA STATE

MAY 14,15,16 AT TALLAHASSEE, FLA.

### GENERAL INFORMATION

Location	Tallahassee, Fla.
Enrollment	41,477
President	John Thrasher
Athletic Director	Stan Wilcox
Symbol	Seminoles
Colors	Garnet & Gold
Conference	Atlantic Coast Conference
First Year of Baseball	1948

### STADIUM INFORMATION

Home Field	Dick Hower Stadium
Capacity	6,700
Dimensions	LL - 340, LC - 365, C - 400, RC - 360, RL - 320

### COACHING INFORMATION

Head Coach	Mike Martin (Florida State '66)
Record at Florida State (Seasons)	1813-628-4 (35)
Career Record (Seasons)	1813-628-4 (35)
Assistant Coaches	Mike Bell (Florida State '96) Mike Martin Jr. (Florida State '95) Jeremy Haynes

### TEAM INFORMATION

2014 Record (Rank)	43-17 (No. 19 BA, No. 23 CB, No. 21 USA)
2014 ACC Record (Finish)	21-9 (1st (Atlantic))
2014 NCAA Tournament Record	0-2
Lettermen Returning/Lost	15/15
Position Starters Returning/Lost	5/3
Pitchers Returning/Lost	7/7
Series Record	Florida State leads 70-60-1

### ATHLETIC COMMUNICATIONS INFORMATION

Baseball Contact	Jason Leturny
ACD Office Phone / Cell Phone	850-644-3920 / 850-228-7568
ACD Email	jleturny@fsu.edu
Athletic Website	Seminoles.com
Baseball Twitter	@FSU_Baseball



# 2015 OPPONENTS

## FURMAN

MARCH 31 AT CLEMSON, S.C. • MAY 12 AT GREENVILLE, S.C. (FLUOR FIELD)

### GENERAL INFORMATION

Location	Greenville, S.C.
Enrollment	2,630
President	Dr. Elizabeth Davis
Athletic Director	Dr. Gary Clark
Nickname	Paladins
Colors	Purple & White
Conference	Southern Conference
First Year of Baseball	1891

### STADIUM INFORMATION

Home Field	Latham Stadium
Capacity	2,000
Dimensions	LL - 330, LC - 350, C - 393, RC - 371, RL - 330

### COACHING INFORMATION

Head Coach	Ron Smith (Furman '79)
Record at Furman (Seasons)	526-630-3 (21)
Career Record (Seasons)	526-630-3 (21)
Assistant Coaches	Jeff Whitfield (Lander '03) Brett Harker (College of Charleston '05) Jonathan Grosse (Kutztown '12)

### TEAM INFORMATION

2014 Record (Rank)	26-33 (NR)
2014 SoCon Record (Finish)	11-15 (8th)
2014 NCAA Tournament Record	0-0
Lettermen Returning/Lost	22/10
Position Starters Returning/Lost	5/4
Pitchers Returning/Lost	14/7
Series Record	Clemson leads 144-57-4

### ATHLETIC COMMUNICATIONS INFORMATION

Baseball Contact	Hunter Reid
ACD Office Phone / Cell Phone	864-294-2061 / 864-567-1663
ACD Email	hunter.reid@furman.edu
Athletic Website	FurmanPaladins.com
Baseball Twitter	@FurmanBaseball

## GARDNER-WEBB

APRIL 15 AT CLEMSON, S.C.

### GENERAL INFORMATION

Location	Boiling Springs, N.C.
Enrollment	4,900
President	Dr. Frank Bonner
Vice President for Athletics	Chuck Burch
Nickname	Runnin' Bulldogs
Colors	Scarlet, Black & White
Conference	Big South Conference
First Year of Baseball	1971

### STADIUM INFORMATION

Home Field	John Henry Moss Stadium
Capacity	800
Dimensions	LL - 330, LC - 360, C - 400, RC - 360, RL - 330

### COACHING INFORMATION

Head Coach	Rusty Stroupe (Appalachian State '84)
Record at Gardner-Webb (Seasons)	341-336-2 (12)
Career Record (Seasons)	697-541-2 (24)
Assistant Coaches	Kent Cox (Campbell '96) Ray Green (UNC Pembroke '01) Ross Steedley (Charlotte '12)

### TEAM INFORMATION

2014 Record (Rank)	24-31 (NR)
2014 BSC Record (Finish)	11-15 (4th (South))
2014 NCAA Tournament Record	0-0
Lettermen Returning/Lost	26/8
Position Starters Returning/Lost	8/1
Pitchers Returning/Lost	10/2
Series Record	Clemson leads 9-0

### ATHLETIC COMMUNICATIONS INFORMATION

Baseball Contact	Marc Rabb
ACD Office Phone / Cell Phone	704-406-4355 / 704-974-3662
ACD Email	mrabb@gardner-webb.edu
Athletic Website	GWUSports.com
Baseball Twitter	@GWUBaseball

## GEORGIA

APRIL 7 AT CLEMSON, S.C. • APRIL 21 AT ATHENS, GA.

### GENERAL INFORMATION

Location	Athens, Ga.
Enrollment	35,197
President	Jere W. Morehead
Athletic Director	Greg McGarity
Nickname	Bulldogs
Colors	Red & Black
Conference	Southeastern Conference
First Year of Baseball	1886

### STADIUM INFORMATION

Home Field	Foley Field
Capacity	3,291
Dimensions	LL - 350, LC - 370, C - 404, RC - 365, RL - 314

### COACHING INFORMATION

Head Coach	Scott Stricklin (Kent State '95)
Record at Georgia (Seasons)	26-29-1 (1)
Career Record (Seasons)	376-217-1 (10)
Assistant Coaches	Fred Corral (Sacramento State '98) Scott Daeley (Wake Forest '02) Jimmy Rider (Kent State '13)

### TEAM INFORMATION

2014 Record (Rank)	26-29-1 (NR)
2014 SEC Record (Finish)	11-18-1 (6th (East))
2014 NCAA Tournament Record	0-0
Lettermen Returning/Lost	20/12
Position Starters Returning/Lost	6/3
Pitchers Returning/Lost	11/5
Series Record	Georgia leads 120-104-2

### ATHLETIC COMMUNICATIONS INFORMATION

Baseball Contact	Christopher Lakos
ACD Office Phone / Cell Phone	706-542-7994 / 706-714-2934
ACD Email	clakos@sports.uga.edu
Athletic Website	GeorgiaDogs.com
Baseball Twitter	@BaseballUGA

## GEORGIA SOUTHERN

MAY 8,9,10 AT CLEMSON, S.C.

### GENERAL INFORMATION

Location	Statesboro, Ga.
Enrollment	20,517
President	Dr. Brooks A. Keel
Athletic Director	Tom Kleinlein
Nickname	Eagles
Colors	Blue & White
Conference	Sun Belt Conference
First Year of Baseball	1933

### STADIUM INFORMATION

Home Field	J.I. Clements Stadium
Capacity	3,000
Dimensions	LL - 330, LC - 360, C - 385, RC - 360, RL - 330

### COACHING INFORMATION

Head Coach	Rodney Hennon (Western Carolina '93)
Record at Georgia Southern (Seasons)	540-365 (15)
Career Record (Seasons)	621-403-1 (17)
Assistant Coaches	B.J. Green (Alabama '02) Chris Moore (Western Carolina '99) Josh McDonald (Georgia Southwestern '06)

### TEAM INFORMATION

2014 Record (Rank)	40-23 (NR)
2014 SoCon Record (Finish)	15-12 (T-3rd)
2014 NCAA Tournament Record	1-2
Lettermen Returning/Lost	17/15
Position Starters Returning/Lost	6/3
Pitchers Returning/Lost	8/7
Series Record	Clemson leads 55-28-1

### ATHLETIC COMMUNICATIONS INFORMATION

Baseball Contact	Barrett Gilham
ACD Office Phone / Cell Phone	912-478-5448 / 912-678-5051
ACD Email	bgilham@georgiasouthern.edu
Athletic Website	GSEagles.com
Baseball Twitter	@GSAthletics_BSB

## GEORGIA TECH

APRIL 24,25,26 AT ATLANTA, GA.

### GENERAL INFORMATION

Location	Atlanta, Ga.
Enrollment	21,000
President	Dr. G.P. Peterson
Athletic Director	Mike Bobinski
Nickname	Yellow Jackets
Colors	Old Gold & White
Conference	Atlantic Coast Conference
First Year of Baseball	1895

### STADIUM INFORMATION

Home Field	Russ Chandler Stadium
Capacity	4,157
Dimensions	LL - 329, LC - 382, C - 390, RC - 350, RL - 334

### COACHING INFORMATION

Head Coach	Danny Hall (Miami (Ohio) '77)
Record at Georgia Tech (Seasons)	891-429-1 (21)
Career Record (Seasons)	1099-546-1 (27)
Assistant Coaches	Bryan Prince (Georgia Tech '05) Jason Howell (North Carolina '02) Tony Plagman (Georgia Tech '10)

### TEAM INFORMATION

2014 Record (Rank)	37-27 (NR)
2014 ACC Record (Finish)	14-16 (5th (Coastal))
2014 NCAA Tournament Record	1-2
Lettermen Returning/Lost	22/11
Position Starters Returning/Lost	8/1
Pitchers Returning/Lost	10/7
Series Record	Clemson leads 107-104-3

### ATHLETIC COMMUNICATIONS INFORMATION

Baseball Contact	Mike DeGeorge
ACD Office Phone / Cell Phone	404-894-5445 / 404-263-9478
ACD Email	mdegeorge@athletics.gatech.edu
Athletic Website	RamblinWreck.com
Baseball Twitter	@GT_Baseball

## LOUISVILLE

MAY 2,3,4 AT CLEMSON, S.C.

### GENERAL INFORMATION

Location	Louisville, Ky.
Enrollment	22,000
President	Dr. James Ramsey
Athletic Director	Tom Jurich
Nickname	Cardinals
Colors	Red & Black
Conference	Atlantic Coast Conference
First Year of Baseball	1909

### STADIUM INFORMATION

Home Field	Jim Patterson Stadium
Capacity	4,000
Dimensions	LL - 330, LC - 375, C - 402, RC - 377, RL - 330

### COACHING INFORMATION

Head Coach	Dan McDonnell (The Citadel '92)
Record at Louisville (Seasons)	359-159 (8)
Career Record (Seasons)	359-159 (8)
Assistant Coaches	Roger Williams (East Carolina '92) Eric Snider (Northern Iowa '87) Adam Vrable (Coastal Carolina '07)

### TEAM INFORMATION

2014 Record (Rank)	50-17 (No. 6 BA, No. 7 CB, No. 6 USA)
2014 AAC Record (Finish)	19-5 (1st)
2014 NCAA Tournament Record	5-2
Lettermen Returning/Lost	19/9
Position Starters Returning/Lost	5/4
Pitchers Returning/Lost	10/5
Series Record	Clemson leads 6-0

### ATHLETIC COMMUNICATIONS INFORMATION

Baseball Contact	Garrett Wall
ACD Office Phone / Cell Phone	502-852-3088 / 502-852-7401
ACD Email	g.wall@louisville.edu
Athletic Website	GoCards.com
Baseball Twitter	@UofLBaseball

# 2015 OPPONENTS

## MAINE

FEBRUARY 20,21,22 AT CLEMSON, S.C.

### GENERAL INFORMATION

Location	Orono, Maine
Enrollment	11,247
President	Dr. Susan Hunter
Athletic Director	Karlton Creech
Nickname	Black Bears
Colors	Blue & White
Conference	America East Conference
First Year of Baseball	1881

### STADIUM INFORMATION

Home Field	Mahaney Diamond
Capacity	4,400
Dimensions	LL - 330, LC - 375, C - 400, RC - 375, RL - 330

### COACHING INFORMATION

Head Coach	Steve Trimper (Eastern Connecticut State '92)
Record at Maine (Seasons)	265-229-2 (9)
Career Record (Seasons)	437-403-4 (16)
Assistant Coaches	Nick Derba (Manhattan '07) J.P. Pyne (St. Joseph's '01) John Schiffman (Providence '77)

### TEAM INFORMATION

2014 Record (Rank)	24-29 (NR)
2014 AEC Record (Finish)	10-11 (5th)
2014 NCAA Tournament Record	0-0
Lettermen Returning/Lost	17/7
Position Starters Returning/Lost	6/4
Pitchers Returning/Lost	8/5
Series Record	Clemson leads 19-1

### ATHLETIC COMMUNICATIONS INFORMATION

Baseball Contact	Laura Reed
ACD Office Phone / Cell Phone	207-581-3646 / 207-478-4256
ACD Email	laura.reed@maine.edu
Athletic Website	GoBlackBears.com
Baseball Twitter	@MaineBaseball

## MICHIGAN STATE

MARCH 11 AT GREENVILLE, S.C.

### GENERAL INFORMATION

Location	East Lansing, Mich.
Enrollment	48,906
President	Dr. Lou Anna K. Simon
Athletic Director	Mark Hollis
Nickname	Spartans
Colors	Green & White
Conference	Big Ten Conference
First Year of Baseball	1884

### STADIUM INFORMATION

Home Field	McLane Baseball Stadium
Capacity	2,500
Dimensions	LL - 340, LC - 375, C - 400, RC - 385, RL - 302

### COACHING INFORMATION

Head Coach	Jake Boss (Alma '93)
Record at Michigan State (Seasons)	194-137 (6)
Career Record (Seasons)	219-171 (7)
Assistant Coaches	Graham Sikes (Liberty '02) Skylar Meade (Louisville '07) Ian Hearn (Central Michigan '95)

### TEAM INFORMATION

2014 Record (Rank)	31-26 (NR)
2014 B10 Record (Finish)	11-13 (6th)
2014 NCAA Tournament Record	0-0
Lettermen Returning/Lost	20/8
Position Starters Returning/Lost	9/2
Pitchers Returning/Lost	8/5
Series Record	Michigan State leads 9-7-1

### ATHLETIC COMMUNICATIONS INFORMATION

Baseball Contact	Jeff Barnes
ACD Office Phone / Cell Phone	517-355-2271 / 517-881-5328
ACD Email	jbarnes@ath.msu.edu
Athletic Website	MSUSpartans.com
Baseball Twitter	@StateBaseball

## NORTH CAROLINA

APRIL 3,4,5 AT CLEMSON, S.C.

### GENERAL INFORMATION

Location	Chapel Hill, N.C.
Enrollment	18,503
Chancellor	Carol Folt
Athletic Director	Bubba Cunningham
Nickname	Tar Heels
Colors	Carolina Blue & White
Conference	Atlantic Coast Conference
First Year of Baseball	1867

### STADIUM INFORMATION

Home Field	Boshamer Stadium
Capacity	4,100
Dimensions	LL - 335, LC - 370, C - 400, RC - 355, RL - 340

### COACHING INFORMATION

Head Coach	Mike Fox (North Carolina '78)
Record at North Carolina (Seasons)	729-301-1 (16)
Career Record (Seasons)	1268-442-5 (31)
Assistant Coaches	Scott Forbes (North Carolina Wesleyan '98) Scott Jackson (Campbell '98) Bryant Gaines (North Carolina '11)

### TEAM INFORMATION

2014 Record (Rank)	35-27 (NR)
2014 ACC Record (Finish)	15-15 (4th (Coastal))
2014 NCAA Tournament Record	1-2
Lettermen Returning/Lost	19/15
Position Starters Returning/Lost	4/5
Pitchers Returning/Lost	NA
Series Record	Clemson leads 97-87-1

### ATHLETIC COMMUNICATIONS INFORMATION

Baseball Contact	Bobby Hundley
ACD Office Phone / Cell Phone	919-843-5678 / 919-428-0893
ACD Email	bhundley@unc.edu
Athletic Website	GoHeels.com
Baseball Twitter	@DiamondHeels

## NC STATE

MARCH 6,7,8 AT RALEIGH, N.C.

### GENERAL INFORMATION

Location	Raleigh, N.C.
Enrollment	34,009
Chancellor	Dr. Randy Woodson
Athletic Director	Deborah A. Yow
Nickname	Wolfpack
Colors	Red & White
Conference	Atlantic Coast Conference
First Year of Baseball	1903

### STADIUM INFORMATION

Home Field	Doak Field
Capacity	3,100
Dimensions	LL - 325, LC - 370, C - 400, RC - 370, RL - 330

### COACHING INFORMATION

Head Coach	Elliott Avent (Virginia Commonwealth '83)
Record at NC State (Seasons)	681-421 (18)
Career Record (Seasons)	906-634 (26)
Assistant Coaches	Chris Hart (Florida State '03) Scott Foxhall (College of Charleston '94) Taylor Black (Kentucky '11)

### TEAM INFORMATION

2014 Record (Rank)	32-23 (NR)
2014 ACC Record (Finish)	13-17 (5th)
2014 NCAA Tournament Record	0-0
Lettermen Returning/Lost	17/10
Position Starters Returning/Lost	7/2
Pitchers Returning/Lost	7/6
Series Record	Clemson leads 113-77-1

### ATHLETIC COMMUNICATIONS INFORMATION

Baseball Contact	Cavan Fosnes
ACD Office Phone / Cell Phone	919-515-2102 / 919-896-1863
ACD Email	cafosnes@ncsu.edu
Athletic Website	GoPack.com
Baseball Twitter	@NCStateBaseball

## NOTRE DAME

MARCH 13,14,15 AT CLEMSON, S.C.

### GENERAL INFORMATION

Location	Notre Dame, Ind.
Enrollment	12,126
President	Rev. John I. Jenkins C.S.C.
Athletic Director	Jack Swarbrick
Nickname	Fighting Irish
Colors	Gold & Blue
Conference	Atlantic Coast Conference
First Year of Baseball	1892

### STADIUM INFORMATION

Home Field	Frank Eck Stadium
Capacity	2,500
Dimensions	LL - 330, LC - 380, C - 400, RC - 380, RL - 330

### COACHING INFORMATION

Head Coach	Mik Aoki (Davidson '90)
Record at Notre Dame (Seasons)	110-111-1 (4)
Career Record (Seasons)	311-359-2 (13)
Assistant Coaches	Jesse Woods (Wheaton '04) Chuck Ristano (Sacred Heart '04) Adam Pavkovich (Alabama '12)

### TEAM INFORMATION

2014 Record (Rank)	22-31 (NR)
2014 ACC Record (Finish)	9-21 (7th (Coastal))
2014 NCAA Tournament Record	0-0
Lettermen Returning/Lost	23/3
Position Starters Returning/Lost	9/0
Pitchers Returning/Lost	13/3
Series Record	Notre Dame leads 3-1

### ATHLETIC COMMUNICATIONS INFORMATION

Baseball Contact	Russell Dorn
ACD Office Phone / Cell Phone	574-631-4780 / 574-340-2851
ACD Email	rdorn@nd.edu
Athletic Website	UND.com
Baseball Twitter	@NDBaseball

## PRESBYTERIAN COLLEGE

APRIL 1 AT CLEMSON, S.C.

### GENERAL INFORMATION

Location	Clinton, S.C.
Enrollment	1,200
President	Dr. Claude Lilly
Athletic Director	Brian Reese
Nickname	Blue Hose
Colors	Garnet & Blue
Conference	Big South Conference
First Year of Baseball	1988

### STADIUM INFORMATION

Home Field	PC Baseball Complex
Capacity	500
Dimensions	LL - 325, LC - 375, C - 400, RC - 375, RL - 325

### COACHING INFORMATION

Head Coach	Elton Pollock (Presbyterian College '95)
Record at Presbyterian College (Seasons)	186-361-1 (10)
Career Record (Seasons)	186-361-1 (10)
Assistant Coaches	Mark Crocco (Wingate '10) Jamie Serber (High Point '11) Tristan Toorie (Augusta State '14)

### TEAM INFORMATION

2014 Record (Rank)	19-34-1 (NR)
2014 BSC Record (Finish)	9-18 (5th (South))
2014 NCAA Tournament Record	0-0
Lettermen Returning/Lost	19/7
Position Starters Returning/Lost	6/3
Pitchers Returning/Lost	9/3
Series Record	Clemson leads 62-21

### ATHLETIC COMMUNICATIONS INFORMATION

Baseball Contact	Ryan Real
ACD Office Phone / Cell Phone	864-833-7095 / 502-931-5651
ACD Email	rreal@presby.edu
Athletic Website	GoBlueHose.com
Baseball Twitter	@PCHoseBaseball



# 2015 OPPONENTS

## SOUTH CAROLINA

FEBRUARY 27 AT CLEMSON, S.C. • FEBRUARY 28 AT GREENVILLE, S.C. • MARCH 1 AT COLUMBIA, S.C.

### GENERAL INFORMATION

Location	Columbia, S.C.
Enrollment	31,288
President	Dr. Harris Pastides
Athletic Director	Ray Tanner
Nickname	Gamecocks
Colors	Garnet & Black
Conference	Southeastern Conference
First Year of Baseball	1892

### STADIUM INFORMATION

Home Field	Carolina Stadium
Capacity	8,242
Dimensions	LL - 325, LC - 375, C - 400, RC - 375, RL - 325

### COACHING INFORMATION

Head Coach	Chad Holbrook (North Carolina '94)
Record at South Carolina (Seasons)	87-38 (2)
Career Record (Seasons)	87-38 (2)
Assistant Coaches	Jerry Meyers (Iowa State '87) Sammy Esposito (NC State '03) Brian Buscher (South Carolina '11)

### TEAM INFORMATION

2014 Record (Rank)	44-18 (No. 25 BA, No. 22 USA)
2014 SEC Record (Finish)	18-12 (2nd (East))
2014 NCAA Tournament Record	2-2
Lettermen Returning/Lost	21/11
Position Starters Returning/Lost	6/3
Pitchers Returning/Lost	11/6
Series Record	Clemson leads 170-134-2

### ATHLETIC COMMUNICATIONS INFORMATION

Baseball Contact	Andrew Kitick
ACD Office Phone / Cell Phone	803-777-5257 / 803-240-4150
ACD Email	kitick@mailbox.sc.edu
Athletic Website	GamecocksOnline.com
Baseball Twitter	@GamecockBaseball

## VIRGINIA TECH

MARCH 20,21,22 AT BLACKSBURG, VA.

### GENERAL INFORMATION

Location	Blacksburg, Va.
Enrollment	31,000
President	Dr. Timothy D. Sands
Athletic Director	Whit Babcock
Nickname	Hokies
Colors	Chicago Maroon & Burnt Orange
Conference	Atlantic Coast Conference
First Year of Baseball	1892

### STADIUM INFORMATION

Home Field	English Field
Capacity	4,000
Dimensions	LL - 330, LC - 375, C - 400, RC - 375, RL - 330

### COACHING INFORMATION

Head Coach	Pat Mason (Northeastern '07)
Record at Virginia Tech (Seasons)	21-31-1 (1)
Career Record (Seasons)	21-31-1 (1)
Assistant Coaches	Robert Woodard (North Carolina '07) Ryan Connolly (Notre Dame '09) Robby Price (Kansas '12)

### TEAM INFORMATION

2014 Record (Rank)	21-31-1 (NR)
2014 ACC Record (Finish)	9-21 (7th (Coastal))
2014 NCAA Tournament Record	0-0
Lettermen Returning/Lost	16/3
Position Starters Returning/Lost	8/1
Pitchers Returning/Lost	12/5
Series Record	Clemson leads 39-23-2

### ATHLETIC COMMUNICATIONS INFORMATION

Baseball Contact	Marc Mullen
ACD Office Phone / Cell Phone	540-231-1894 / 540-998-5900
ACD Email	marcm@vt.edu
Athletic Website	HokieSports.com
Baseball Twitter	@VT_Baseball

## WAKE FOREST

MARCH 27,28,29 AT CLEMSON, S.C.

### GENERAL INFORMATION

Location	Winston-Salem, N.C.
Enrollment	4,481
President	Dr. Nathan O. Hatch
Athletic Director	Ron Wellman
Nickname	Demon Deacons
Colors	Old Gold & Black
Conference	Atlantic Coast Conference
First Year of Baseball	1891

### STADIUM INFORMATION

Home Field	Wake Forest Baseball Park
Capacity	6,000
Dimensions	LL - 310, LC - 370, C - 400, RC - 367, RL - 300

### COACHING INFORMATION

Head Coach	Tom Walter (Georgetown '91)
Record at Wake Forest (Seasons)	134-145 (5)
Career Record (Seasons)	560-473 (18)
Assistant Coaches	Matt Hobbs (Missouri '02) Bill Cilento (Siena '03) Joey Hammond (Charlotte '98)

### TEAM INFORMATION

2014 Record (Rank)	30-26 (NR)
2014 ACC Record (Finish)	15-15 (4th (Atlantic))
2014 NCAA Tournament Record	0-0
Lettermen Returning/Lost	17/11
Position Starters Returning/Lost	4/5
Pitchers Returning/Lost	9/5
Series Record	Clemson leads 126-54-1

### ATHLETIC COMMUNICATIONS INFORMATION

Baseball Contact	Jay Garneau
ACD Office Phone / Cell Phone	336-758-3229 / 630-290-2408
ACD Email	garneajp@wfu.edu
Athletic Website	WakeForestSports.com
Baseball Twitter	@WakeBaseball

## WEST VIRGINIA

FEBRUARY 13,14,15 AT CLEMSON, S.C.

### GENERAL INFORMATION

Location	Morgantown, W.Va.
Enrollment	31,976
President	E. Gordon Gee
Athletic Director	Shane Lyons
Nickname	Mountaineers
Colors	Old Gold & Blue
Conference	Big 12 Conference
First Year of Baseball	1892

### STADIUM INFORMATION

Home Field	Monongalia County Ballpark
Capacity	3,500
Dimensions	LL - 325, LC - 375, C - 400, RC - 375, RL - 325

### COACHING INFORMATION

Head Coach	Randy Mazey (Clemson '88)
Record at West Virginia (Seasons)	61-52 (2)
Career Record (Seasons)	247-212-2 (8)
Assistant Coaches	Derek Matlock (Texas-Arlington '90) Steven Trout (TCU '07) Trevor Durham (Arkansas-Little Rock '07)

### TEAM INFORMATION

2014 Record (Rank)	28-26 (NR)
2014 B12 Record (Finish)	9-14 (6th)
2014 NCAA Tournament Record	0-0
Lettermen Returning/Lost	9/18
Position Starters Returning/Lost	4/5
Pitchers Returning/Lost	2/11
Series Record	Clemson leads 10-0

### ATHLETIC COMMUNICATIONS INFORMATION

Baseball Contact	Grant Dovey
ACD Office Phone / Cell Phone	304-293-9902 / 304-288-1901
ACD Email	grant.dovey@mail.wvu.edu
Athletic Website	WVUSports.com
Baseball Twitter	@WVU_Baseball

## WESTERN CAROLINA

MARCH 24 AT CULLOWHEE, N.C. • APRIL 14 AT CLEMSON, S.C.

### GENERAL INFORMATION

Location	Cullowhee, N.C.
Enrollment	10,382
Chancellor	Dr. David O. Belcher
Athletic Director	Randy Eaton
Nickname	Catamounts
Colors	Purple & Gold
Conference	Southern Conference
First Year of Baseball	1929

### STADIUM INFORMATION

Home Field	Hennon Stadium
Capacity	1,500
Dimensions	LL - 325, LC - 375, C - 395, RC - 375, RL - 325

### COACHING INFORMATION

Head Coach	Bobby Moranda (Eastern Kentucky '86)
Record at Western Carolina (Seasons)	232-164-2 (7)
Career Record (Seasons)	232-164-2 (7)
Assistant Coaches	Alan Beck (Western Carolina '04) Bruce Johnson (Western Carolina '09) Dykota Spiess

### TEAM INFORMATION

2014 Record (Rank)	37-18 (NR)
2014 SoCon Record (Finish)	20-6 (1st)
2014 NCAA Tournament Record	0-0
Lettermen Returning/Lost	18/9
Position Starters Returning/Lost	5/4
Pitchers Returning/Lost	12/3
Series Record	Clemson leads 57-16

### ATHLETIC COMMUNICATIONS INFORMATION

Baseball Contact	Daniel Hooker
ACD Office Phone / Cell Phone	828-227-2339 / 828-508-2494
ACD Email	dhooker@email.wcu.edu
Athletic Website	CatamountSports.com
Baseball Twitter	@Catamounts

## WINTHROP

MARCH 3 AT CLEMSON, S.C.

### GENERAL INFORMATION

Location	Rock Hill, S.C.
Enrollment	5,600
President	Dr. Debra Boyd
Athletic Director	Tom Hickman
Nickname	Eagles
Colors	Garnet & Gold
Conference	Big South Conference
First Year of Baseball	1980

### STADIUM INFORMATION

Home Field	The Winthrop Ballpark
Capacity	1,800
Dimensions	LL - 325, LC - 370, C - 390, RC - 370, RL - 325

### COACHING INFORMATION

Head Coach	Tom Riginos (Stetson '90)
Record at Winthrop (Seasons)	92-131 (4)
Career Record (Seasons)	92-131 (4)
Assistant Coaches	Clint Chrysler (Daytona State '09) Rich Witten (Coastal Carolina '11) Josh Odean (Winthrop '96)

### TEAM INFORMATION

2014 Record (Rank)	27-33 (NR)
2014 BSC Record (Finish)	14-13 (1st (South))
2014 NCAA Tournament Record	0-0
Lettermen Returning/Lost	20/10
Position Starters Returning/Lost	6/3
Pitchers Returning/Lost	12/3
Series Record	Clemson leads 19-5

### ATHLETIC COMMUNICATIONS INFORMATION

Baseball Contact	Michelle Dillingham
ACD Office Phone / Cell Phone	803-323-2129 x6067 / 386-215-4522
ACD Email	dillinghamm3@winthrop.edu
Athletic Website	WinthropEagles.com
Baseball Twitter	@WUEagles

## WOFFORD

FEBRUARY 24 AT CLEMSON, S.C.

### GENERAL INFORMATION

Location	Spartanburg, S.C.
Enrollment	1,600
President	Dr. Nayef Samhat
Athletic Director	Richard Johnson
Nickname	Terriers
Colors	Old Gold & Black
Conference	Southern Conference
First Year of Baseball	1889

### STADIUM INFORMATION

Home Field	Russell C. King Field
Capacity	2,500
Dimensions	LL - 325, LC - 375, C - 395, RC - 375, RL - 325

### COACHING INFORMATION

Head Coach	Todd Interdonato (UNC Asheville '00)
Record at Wofford (Seasons)	154-234 (7)
Career Record (Seasons)	154-234 (7)
Assistant Coaches	Jason Burke (Southern Wesleyan '04) J.J. Edwards (Sacred Heart '10) J.T. Maguire (Harford '08)

### TEAM INFORMATION

2014 Record (Rank)	32-28 (NR)
2014 SoCon Record (Finish)	12-14 (T-5th)
2014 NCAA Tournament Record	0-0
Lettermen Returning/Lost	25/7
Position Starters Returning/Lost	5/3
Pitchers Returning/Lost	13/2
Series Record	Clemson leads 77-23-1

### ATHLETIC COMMUNICATIONS INFORMATION

Baseball Contact	Brent Williamson
ACD Office Phone / Cell Phone	864-597-4093 / 864-809-8900
ACD Email	williamsb@wofford.edu
Athletic Website	WoffordTerriers.com
Baseball Twitter	@WoffordBaseball

# AGAINST ALL COMPETITION

Opponent <sup>(First Game - Last Game)</sup>	G	W	L	Win %	^CU	^Opp	Home	Away	Neutral
Adelphi <sup>(1959)</sup>	1	1	0	1.000	16	8	1-0		
Alabama <sup>(1919-10)</sup>	26	13	13	.500	160	150	6-5	4-6	3-2
Alabama-Birmingham <sup>(2012)</sup>	3	2	1	.667	14	7	2-1		
Appalachian State <sup>(1973-14)</sup>	21	19	2	.905	168	64	17-2	2-0	
Arizona <sup>(1958-90)</sup>	5	2	3	.400	27	23			2-3
Arizona State <sup>(1977-10)</sup>	4	1	3	.250	19	28		0-2	1-1
Arkansas <sup>(1987-02)</sup>	6	3	3	.500	40	34	2-1	1-0	0-2
Arkansas State <sup>(1995)</sup>	1	1	0	1.000	7	2			1-0
Armstrong State <sup>(1989)</sup>	2	1	1	.500	7	6			1-1
Auburn <sup>***</sup> (1901-2010)	93	42	48	.468	506	552	16-17	18-29-3	8-2
Augusta <sup>(1984-91)</sup>	3	3	0	1.000	42	7	2-0	1-0	
Austin Peay State <sup>(1973)</sup>	1	1	0	1.000	8	4			1-0
Ball State <sup>(1984)</sup>	3	1	2	.333	15	11	1-2		
Baylor <sup>(2005)</sup>	3	1	2	.333	6	15		1-2	
Belmont Abbey <sup>(1904-71)</sup>	6	6	0	1.000	58	16	3-0	3-0	
Birmingham-Southern <sup>(1923-04)</sup>	4	3	1	.750	21	15		1-1	2-0
Boston College <sup>(2006-14)</sup>	<b>27</b>	<b>20</b>	<b>7</b>	<b>.741</b>	<b>180</b>	<b>123</b>	10-5	<b>10-2</b>	
Bradley <sup>(1950)</sup>	2	1	1	.500	10	3			1-1
Brigham Young <sup>(1988)</sup>	1	0	1	.000	2	9			0-1
Buffalo <sup>(1969)</sup>	3	3	0	1.000	61	9	3-0		
California <sup>(1980-97)</sup>	4	1	3	.250	40	33	1-2		0-1
California State-Fullerton <sup>(2006)</sup>	1	0	1	.000	6	7			0-1
California State-Los Angeles <sup>(1977)</sup>	1	0	1	.000	0	1			0-1
California State-Northridge <sup>(1997)</sup>	2	1	1	.500	13	25			1-1
California-Irvine <sup>(2005)</sup>	3	3	0	1.000	18	8	3-0		
California-Los Angeles <sup>(1992)</sup>	1	0	1	.000	5	6			0-1
Campbell <sup>(1982-90)</sup>	5	3	2	.600	37	22	3-1	0-1	
Central Florida <sup>(1998-08)</sup>	8	5	3	.625	45	35	1-2	3-0	1-1
Central Michigan <sup>(1973)</sup>	1	0	1	.000	4	8	0-1		
Charleston Southern <sup>(1976-13)</sup>	<b>17</b>	<b>17</b>	<b>0</b>	<b>1.000</b>	<b>146</b>	<b>49</b>	<b>14-0</b>	3-0	
Charleston, College of <sup>(1899-2012)</sup>	<b>24</b>	<b>23</b>	<b>1</b>	<b>.958</b>	<b>212</b>	<b>76</b>	<b>16-1</b>	7-0	
Charlotte <sup>(1985-10)</sup>	14	11	3	.786	142	63	8-2	3-1	
Cincinnati <sup>(1936-11)</sup>	4	2	2	.500	34	25	1-1		1-1
Citadel, The <sup>(1900-2004)</sup>	101	83	18	.822	863	417	48-7	30-11	5-0
Coastal Carolina <sup>(1986-14)</sup>	<b>51</b>	<b>43</b>	<b>8</b>	<b>.843</b>	<b>458</b>	<b>224</b>	31-6	<b>10-2</b>	2-0
Colorado State <sup>(1959)</sup>	1	1	0	1.000	7	1			1-0
Columbus <sup>(1977-91)</sup>	8	7	1	.875	70	23	2-0	5-1	
Connecticut <sup>(2011)</sup>	2	0	2	.000	7	21	0-2		
Cornell <sup>(1899-80)</sup>	6	4	2	.667	40	34	3-1		1-1
Creighton <sup>(1990-99)</sup>	5	1	4	.200	29	35			1-4
Davidson <sup>(1903-2011)</sup>	37	28	9	.757	373	135	20-3	8-5	0-1
Dayton <sup>(2010)</sup>	1	1	0	1.000	6	5	1-0		
Delaware <sup>(1999)</sup>	1	1	0	1.000	17	3			1-0
Duke <sup>***</sup> (1904-2014)	<b>195</b>	<b>127</b>	<b>66</b>	<b>.656</b>	<b>1378</b>	<b>905</b>	<b>66-25-1</b>	50-28-1	11-13
East Carolina <sup>(1968-05)</sup>	22	13	9	.591	120	83	9-2	4-6	0-1
East Tennessee State <sup>(1969-11)</sup>	26	20	6	.769	204	81	18-4	2-2	
Eastern Kentucky <sup>(1992)</sup>	2	2	0	1.000	29	0	2-0		
Eastern Michigan <sup>(1975-14)</sup>	8	4	4	.500	49	35	4-2	0-1	0-1
Elon <sup>(1920-12)</sup>	21	14	7	.667	144	114	13-7		1-0
Erskine <sup>(1898-85)</sup>	102	72	30	.706	537	335	34-10	30-14	8-6
Florida <sup>(1928-83)</sup>	30	12	18	.400	186	200	1-1	9-16	2-1
Florida Atlantic <sup>(1998)</sup>	2	1	1	.500	11	11	1-1		
Florida Gulf Coast <sup>(2010)</sup>	4	3	1	.750	32	15	3-1		
Florida International <sup>(1985-87)</sup>	4	2	2	.500	14	19	1-1	1-1	
Florida Southern <sup>(1974-76)</sup>	4	2	2	.500	22	13		2-2	
Florida State <sup>***</sup> (1958-14)	<b>131</b>	<b>60</b>	<b>70</b>	<b>.462</b>	<b>737</b>	<b>787</b>	31-21	<b>16-37-1</b>	13-12
Fordham <sup>(1988)</sup>	1	1	0	1.000	3	2			1-0
Francis Marion <sup>(1976-86)</sup>	10	9	1	.900	95	37	4-1	5-0	
Fresno State <sup>(1988-94)</sup>	6	2	4	.333	44	51		0-1	2-3
Furman <sup>***</sup> (1896-2014)	<b>205</b>	<b>144</b>	<b>57</b>	<b>.712</b>	<b>1648</b>	<b>924</b>	<b>78-26-1</b>	<b>58-28-2</b>	8-3-1
Gardner-Webb <sup>(1975-13)</sup>	<b>9</b>	<b>9</b>	<b>0</b>	<b>1.000</b>	<b>88</b>	<b>23</b>	<b>8-0</b>	1-0	
George Mason <sup>(1995-07)</sup>	9	8	1	.889	106	20	8-1		
George Washington <sup>(1958-88)</sup>	4	3	1	.750	17	13	1-0	0-1	2-0
Georgia <sup>***</sup> (1900-2014)	<b>226</b>	<b>104</b>	<b>120</b>	<b>.465</b>	<b>1373</b>	<b>1320</b>	<b>55-49-2</b>	<b>46-68</b>	3-3
Georgia Southern <sup>***</sup> (1959-14)	<b>84</b>	<b>55</b>	<b>28</b>	<b>.661</b>	<b>646</b>	<b>411</b>	<b>29-12</b>	20-16-1	6-0
Georgia Tech <sup>***</sup> (1902-2014)	<b>214</b>	<b>107</b>	<b>104</b>	<b>.507</b>	<b>1365</b>	<b>1293</b>	47-24-1	<b>41-71-2</b>	19-9
Gordon Military <sup>(1909)</sup>	1	0	1	.000	3	5		0-1	
Grand Canyon <sup>(1994)</sup>	2	2	0	1.000	12	1			2-0
Guilford <sup>(1918)</sup>	2	0	2	.000	3	7	0-2		
Hawaii <sup>(1994)</sup>	1	1	0	1.000	7	3		1-0	
Hawaii-Hilo <sup>(1994)</sup>	3	3	0	1.000	29	9		3-0	
High Point <sup>(1976-14)</sup>	10	10	0	1.000	65	14	9-0	1-0	
Hobart <sup>(1902)</sup>	1	1	0	1.000	10	2	1-0		
Holy Cross <sup>(1958-12)</sup>	2	1	1	.500	20	21	1-0		0-1
Howard <sup>(1978-82)</sup>	10	10	0	1.000	102	28	10-0		
Illinois <sup>(1986-00)</sup>	3	3	0	1.000	24	10	3-0		
Jacksonville <sup>(1969-95)</sup>	5	3	2	.600	32	29	2-0	1-2	
James Madison <sup>(1976-14)</sup>	20	18	2	.900	163	68	17-0	1-2	
Kansas <sup>(1993-06)</sup>	4	2	2	.500	17	20	2-1		0-1
Kansas State <sup>(1993-99)</sup>	4	3	1	.750	31	17	3-0		0-1
Kent State <sup>***</sup> (1969)	3	1	1	.500	29	16	1-1-1		
Kentucky <sup>(1950-97)</sup>	9	6	3	.667	50	35	6-1		0-2
Lewis <sup>(1977-78)</sup>	6	6	0	1.000	31	12	6-0		
Lewis-Clark State <sup>(1994)</sup>	1	0	1	.000	2	9			0-1
Liberty <sup>(1988-14)</sup>	8	2	6	.250	46	53	2-3	0-1	0-2
Long Beach State <sup>(1988-91)</sup>	2	1	1	.500	21	19			1-1
Louisiana-Lafayette <sup>(1991-00)</sup>	3	1	2	.333	29	23			1-2
Louisville <sup>(1970-72)</sup>	<b>6</b>	<b>6</b>	<b>0</b>	<b>1.000</b>	<b>55</b>	<b>5</b>	<b>6-0</b>		

Opponent <sup>(First Game - Last Game)</sup>	G	W	L	Win %	^CU	^Opp	Home	Away	Neutral
Maine <sup>(1991-14)</sup>	20	19	1	.950	192	76	18-1	1-0	
Marshall <sup>(1975-90)</sup>	17	15	2	.882	179	53	15-1		0-1
Maryland <sup>(1923-14)</sup>	164	123	41	.750	1192	659	67-9	45-28	11-4
Massachusetts <sup>(1959-69)</sup>	6	5	1	.833	49	28	5-1		
Memphis <sup>(2007)</sup>	3	2	1	.667	19	10	2-1		
Mercer <sup>*(1901-2008)</sup>	35	19	15	.557	184	140	10-1	9-14-1	
Miami (Fla.) <sup>*(1977-14)</sup>	64	28	35	.445	339	382	11-10	10-16-1	7-9
Miami (Ohio) <sup>(1965-10)</sup>	4	4	0	1.000	49	1	4-0		
Michigan <sup>(1925-29)</sup>	6	0	6	.000	12	48	0-6		
Michigan State <sup>*(1935-11)</sup>	17	7	9	.441	101	122	4-9-1		3-0
Middle Tennessee <sup>(2000)</sup>	2	2	0	1.000	25	3	2-0		
Mississippi <sup>(1923-84)</sup>	15	7	8	.467	64	87		6-8	1-0
Mississippi College <sup>(1923)</sup>	2	1	1	.500	4	2	1-1		
Mississippi State <sup>(1968-07)</sup>	13	8	5	.615	75	61	3-0	4-5	1-0
Missouri State <sup>(1993-99)</sup>	5	4	1	.800	33	46			4-1
Morehead State <sup>(1997-13)</sup>	5	5	0	1.000	31	10	5-0		
Navy <sup>(1963-95)</sup>	2	2	0	1.000	25	8	1-0		1-0
Nebraska <sup>(1993-02)</sup>	2	1	1	.500	11	15			1-1
Nevada <sup>(1997-99)</sup>	2	1	1	.500	18	16			1-1
Nevada-Las Vegas <sup>(1991-14)</sup>	11	7	4	.636	82	56	3-1	3-3	1-0
New Hampshire <sup>(1994)</sup>	1	1	0	1.000	4	1	1-0		
New Orleans <sup>(1985-89)</sup>	7	3	4	.429	49	48		1-2	2-2
New York Tech <sup>(2001)</sup>	3	3	0	1.000	51	3	3-0		
Newberry <sup>*(1900-78)</sup>	88	50	37	.574	475	369	25-11-1	24-25	1-1
North Carolina <sup>*(1901-2013)</sup>	185	97	87	.527	982	917	45-31-1	37-43	15-13
North Carolina A&T <sup>(2005)</sup>	1	1	0	1.000	12	2	1-0		
North Carolina State <sup>*(1921-14)</sup>	191	113	77	.594	1296	1038	57-26-1	42-38	14-13
North Carolina-Asheville <sup>(1998-09)</sup>	4	4	0	1.000	57	13	4-0		
North Carolina-Greensboro <sup>(2008)</sup>	2	2	0	1.000	17	15	2-0		
North Carolina-Wilmington <sup>(1976-09)</sup>	42	34	8	.810	342	157	21-3	13-5	
North Georgia <sup>(1909-25)</sup>	5	3	2	.600	41	24	3-2		
Northwestern <sup>(1997)</sup>	2	2	0	1.000	22	9			2-0
Notre Dame <sup>(1994-14)</sup>	4	1	3	.250	13	21	0-1	1-2	
Oglethorpe <sup>(1917-59)</sup>	14	6	8	.429	61	72	2-3	4-5	
Ohio <sup>***</sup> (1937-01)	33	19	13	.593	217	176	19-13-1		
Ohio State <sup>(1954-03)</sup>	15	10	5	.667	86	62	9-3		1-2
Oklahoma <sup>(1992-10)</sup>	2	1	1	.500	12	11			1-1
Oklahoma State <sup>(1991-09)</sup>	6	4	2	.667	39	19	2-1		2-1
Old Dominion <sup>(1983-05)</sup>	38	31	7	.816	249	122	27-5	4-2	
Oral Roberts <sup>(2005-06)</sup>	3	3	0	1.000	25	16	3-0		
Oregon <sup>(2014)</sup>	1	0	1	.000	1	18			0-1
Oregon State <sup>(1988-01)</sup>	5	3	2	.600	42	29			3-2
Pacific <sup>(2007)</sup>	3	3	0	1.000	17	10	3-0		
Penn State <sup>(1959-75)</sup>	2	0	2	.000	4	12			0-2
Pittsburgh <sup>(2014)</sup>	3	2	1	.667	10	15		2-1	
Presbyterian College <sup>(1906-2014)</sup>	83	62	21	.747	620	353	37-8	22-10	3-3
Princeton <sup>(1991-03)</sup>	2	2	0	1.000	20	11			2-0
Purdue <sup>(2002)</sup>	3	3	0	1.000	18	11	3-0		
Rhode Island <sup>(1967-68)</sup>	5	3	2	.600	26	19	3-2		
Rice <sup>(1994-00)</sup>	4	2	2	.500	25	26			2-2
Richmond <sup>(1915-01)</sup>	4	3	1	.750	33	21	3-1		
Rider <sup>(1970)</sup>	2	2	0	1.000	10	3	2-0		
Riverside Military <sup>(1909-10)</sup>	3	2	1	.667	11	10	2-0	0-1	
Rollins <sup>(1950-80)</sup>	11	4	7	.364	60	59	1-1	3-6	
Rutgers <sup>(1988-93)</sup>	2	1	1	.500	8	9			1-1
Sacred Heart <sup>(2011)</sup>	1	1	0	1.000	11	1	1-0		
Saint John's <sup>(1975-07)</sup>	6	5	1	.833	46	19	1-0		4-1
Saint Louis <sup>(2013)</sup>	1	1	0	1.000	10	2			1-0
San Jose State <sup>(2000)</sup>	1	1	0	1.000	10	6			1-0
Seton Hall <sup>(1987-01)</sup>	6	6	0	1.000	70	26	5-0		1-0
Siena <sup>(1996)</sup>	2	2	0	1.000	27	5	2-0		
South Alabama <sup>(1973-02)</sup>	11	6	5	.545	70	55	4-3	2-2	
South Carolina <sup>***</sup> (1899-2014)	306	170	134	.559	1820	1554	96-44	66-81-2	8-9
South Carolina-Aiken <sup>(1984-85)</sup>	2	2	0	1.000	26	6	1-0	1-0	
South Carolina-Upstate <sup>(2009-13)</sup>	3	3	0	1.000	44	11	3-0		
South Florida <sup>(1996-98)</sup>	4	2	2	.500	15	15	1-2		1-0
Southern California <sup>(1990-98)</sup>	2	0	2	.000	5	9	0-1		0-1
Southern Mississippi <sup>(2010)</sup>	1	1	0	1.000	10	1			1-0
Springfield <sup>(1967-68)</sup>	3	3	0	1.000	22	6	3-0		
Stanford <sup>(1995-00)</sup>	2	0	2	.000	7	18			0-2
Stetson <sup>(1976-98)</sup>	7	6	1	.857	71	30	3-0	1-1	2-0
Tampa <sup>(1992)</sup>	3	3	0	1.000	34	6	3-0		
Temple <sup>(1977)</sup>	1	1	0	1.000	13	4			1-0
Tennessee <sup>(1925-97)</sup>	34	23	11	.676	237	158	14-3	8-5	1-3
Tennessee Tech <sup>*(2003-12)</sup>	5	5	0	1.000	39	17	5-0		
Texas A&M <sup>(1999)</sup>	3	1	2	.333	17	28		1-2	
Texas State <sup>(1997)</sup>	1	0	1	.000	7	12			0-1
Texas Tech <sup>(1993-04)</sup>	4	2	2	.500	25	21		1-2	1-0
Texas-Arlington <sup>(1990-95)</sup>	2	2	0	1.000	26	5		1-0	1-0
Toledo <sup>(1976-77)</sup>	8	5	3	.625	48	25	5-3		
Troy <sup>(1982)</sup>	2	1	1	.500	7	5		1-1	
Valdosta State <sup>(1978-87)</sup>	17	13	4	.765	100	60	2-0	11-4	
Vanderbilt <sup>(1984-86)</sup>	3	2	1	.667	26	13	1-1	1-0	
Vermont <sup>(1970)</sup>	1	1	0	1.000	14	2	1-0		
Villanova <sup>(1991)</sup>	1	1	0	1.000	8	3			1-0
Virginia <sup>(1955-14)</sup>	156	104	52	.667	1085	652	53-15	41-29	10-8
Virginia Polytechnic <sup>(1916)</sup>	1	1	0	1.000	2	0		1-0	
Virginia Tech <sup>***</sup> (1902-2014)	64	39	23	.625	389	295	24-7-1	10-14-1	5-2

# AGAINST ALL COMPETITION

Opponent <sup>(First Game - Last Game)</sup>	G	W	L	Win %	^CU	^Opp	Home	Away	Neutral
Wake Forest <sup>*(1901-2014)</sup>	181	126	54	.699	1249	891	64-19-1	48-31	14-4
Washington <sup>(1994-99)</sup>	3	2	1	.667	17	16			2-1
Washington & Lee <sup>(1948-54)</sup>	3	2	1	.667	42	10	2-1		
Washington State <sup>(1988)</sup>	1	0	1	.000	5	6			0-1
West Virginia <sup>(1951-05)</sup>	10	10	0	1.000	87	20	6-0		4-0
West Virginia Wesleyan <sup>(1916-17)</sup>	3	1	2	.333	12	17	1-2		
Western Carolina <sup>(1974-14)</sup>	73	57	16	.781	636	362	40-5	16-11	1-0
Western Michigan <sup>(1958-73)</sup>	3	1	2	.333	15	21	1-1		0-1
Wichita State <sup>(1981)</sup>	1	0	1	.000	2	7	0-1		

Opponent <sup>(First Game - Last Game)</sup>	G	W	L	Win %	^CU	^Opp	Home	Away	Neutral
William & Mary <sup>(2000-13)</sup>	6	5	1	.833	40	25	5-1		
Wingate <sup>(1983)</sup>	1	1	0	1.000	11	7			1-0
Winthrop <sup>(1981-14)</sup>	24	19	5	.792	181	96	15-4	3-1	1-0
Wofford <sup>*(1898-2013)</sup>	101	77	23	.767	732	386	40-8	34-14	3-1-1
Wright State <sup>(2010-13)</sup>	6	6	0	1.000	42	18	6-0		
Xavier <sup>(2014)</sup>	1	0	1	.000	4	6			0-1
Yale <sup>(1947-92)</sup>	5	4	1	.800	32	19	2-0	0-1	2-0
<b>Totals</b>	<b>4198</b>	<b>2677</b>	<b>1491</b>	<b>.641</b>	<b>28,655</b>	<b>19,941</b>	<b>1536-531-13</b>	<b>881-774-15</b>	<b>280-186-2</b>

\* - includes one tie (Clemson has 30 ties in history); ^ - runs; Note: **Bold** denotes 2015 opponent.

## RECORD BY DATE

JANUARY					
Day	W-L	Win %	Home	Away	Neutral
28	1-0	1.000			1-0
29	1-0	1.000			1-0
30	0-1	.000			0-1
31					
<b>Totals</b>	<b>2-1</b>	<b>.667</b>	<b>0-0</b>	<b>0-0</b>	<b>2-1</b>

FEBRUARY					
Day	W-L	Win %	Home	Away	Neutral
1					
2					
3					
4					
5					
6	1-0	1.000			1-0
7	1-0	1.000			1-0
8	1-0	1.000			1-0
9					
10					
11					
12	3-0	1.000	3-0		
13	2-1	.667	2-1		
14	2-1	.667	2-1		
15	6-0	1.000	5-0	1-0	
16	7-4	.636	6-2	1-2	
17	7-4	.636	4-3	3-0	0-1
18	11-1	.917	7-1	3-0	1-0
19	7-3	.700	5-1	1-2	1-0
20	9-2	.818	6-0	2-1	1-1
21	8-2	.800	7-0	1-2	
22	11-2	.846	8-0	3-2	
23	16-5	.762	11-0	4-5	1-0
24	16-5	.762	13-2	3-1	0-2
25	22-1	.957	12-0	7-1	3-0
26	16-8	.667	9-2	7-4	0-2
27	13-5	.722	6-2	4-2	3-1
28	18-8	.692	10-4	4-4	4-0
29	4-1	.800	1-0	2-1	1-0
<b>Totals</b>	<b>181-53</b>	<b>.774</b>	<b>117-19</b>	<b>46-27</b>	<b>18-7</b>

MARCH					
Day	W-L	Win %	Home	Away	Neutral
1	15-9	.625	11-4	3-4	1-1
2	16-11-1	.589	12-4	3-4-1	1-3
3	21-8	.724	16-4	4-4	1-0
4	18-8	.692	15-1	3-7	
5	21-6	.778	17-4	4-2	
6	22-6	.786	19-3	3-2	0-1
7	29-4	.879	27-3	2-1	
8	22-9	.710	21-4	1-4	0-1
9	23-7	.767	17-5	6-2	
10	27-7	.794	23-3	4-4	
11	17-9	.654	16-6	0-3	1-0
12	24-6	.800	21-2	3-4	
13	22-6	.786	17-4	5-2	
14	25-6	.806	16-2	7-4	2-0
15	23-11-1	.671	13-5	10-3-1	0-3
16	16-14	.533	11-2	4-9	1-3
17	26-12	.684	12-2	11-9	3-1
18	29-10	.744	12-1	13-8	4-1
19	29-14	.674	9-2	17-11	3-1
20	32-15	.681	14-2	16-12	2-1
21	20-15-1	.569	10-3	9-11-1	1-1
22	25-18-2	.578	14-6-1	11-10-1	0-2
23	32-19	.627	20-7	10-12	2-0
24	28-20-1	.582	22-10-1	6-10	
25	31-19-1	.618	18-13-1	11-6	2-0
26	31-16-1	.656	25-8-1	4-7	2-1

27	30-11	.732	22-6	7-4	1-1
28	30-24-2	.554	23-10-2	6-13	1-1
29	30-18	.625	25-10	4-7	1-1
30	31-18	.633	24-9	7-9	
31	37-14	.725	23-4	11-10	3-0
<b>Totals</b>	<b>782-370-10</b>	<b>.677</b>	<b>545-149-6</b>	<b>205-198-4</b>	<b>32-23</b>

APRIL					
Day	W-L	Win %	Home	Away	Neutral
1	35-19	.648	21-11	14-8	
2	32-20	.615	23-8	8-11	1-1
3	40-18-2	.683	27-7-1	11-11-1	2-0
4	39-19	.672	25-9	13-8	1-2
5	38-22	.633	27-11	10-11	1-0
6	35-21-1	.623	21-11	14-8-1	0-2
7	40-20-1	.664	22-8-1	16-12	2-0
8	43-15	.741	28-6	14-9	1-0
9	36-19	.655	26-7	10-12	
10	30-26	.536	19-11	11-13	0-2
11	40-17	.702	25-8	15-8	0-1
12	34-34	.500	17-15	16-18	1-1
13	34-24	.586	18-9	16-15	
14	41-20-1	.669	14-9-1	27-11	
15	46-23-1	.664	28-6	18-16-1	0-1
16	40-24-1	.623	24-7	16-17-1	
17	36-17	.679	28-6	7-11	1-0
18	32-21-2	.600	18-8	13-10-2	1-3
19	37-17	.685	20-6	16-11	1-0
20	35-21-1	.623	15-7	15-13-1	5-1
21	37-21-1	.636	20-9	13-10-1	4-2
22	33-23	.589	14-5	16-15	3-3
23	31-20	.608	19-9	11-9	1-2
24	34-21-2	.614	20-8-1	8-10-1	6-3
25	35-21-1	.623	22-11	11-10	2-0-1
26	47-19	.712	25-12	18-5	4-2
27	31-24	.564	18-8	10-13	3-3
28	18-21	.462	9-6	8-14	1-1
29	18-16	.529	9-5	8-10	1-1
30	24-15-1	.613	13-9-1	11-4	0-2
<b>Totals</b>	<b>1051-618-15</b>	<b>.629</b>	<b>615-252-5</b>	<b>394-333-9</b>	<b>42-33-1</b>

MAY					
Day	W-L	Win %	Home	Away	Neutral
1	19-19	.500	7-9	11-8	1-2
2	23-13	.639	10-5	13-7	0-1
3	24-15	.615	8-9	16-5	0-1
4	26-16	.619	15-5	7-10	4-1
5	26-19-1	.576	17-7	8-12-1	1-0
6	28-25	.528	13-11	13-14	2-0
7	35-16	.686	19-6	14-10	2-0
8	35-28-1	.555	14-6-1	18-21	3-1
9	40-22	.645	18-7	18-14	4-1
10	28-17	.622	10-5	17-11	1-1
11	38-18-1	.675	16-7	16-11-1	6-0
12	28-18-1	.606	13-5-1	9-10	6-3
13	36-15	.706	17-3	11-10	8-2
14	24-24	.500	8-6	8-15	8-3
15	26-10	.722	6-1	15-6	5-3
16	20-17	.541	3-3	10-8	7-6
17	17-11	.607	4-1	7-6	6-4
18	16-9	.640	6-1	1-4	9-4
19	11-11	.500	3-2	3-4	5-5
20	12-8-1	.595	4-0	2-3	6-5-1
21	12-8	.600	3-0	3-4	6-4
22	14-11	.560	2-3	5-1	7-7
23	7-10	.412	2-2	0-2	5-6
24	8-7	.533	3-0	0-2	5-5
25	12-5	.706	4-0	2-0	6-5
26	12-5	.706	5-0	1-0	6-5

JUNE					
Day	W-L	Win %	Home	Away	Neutral
1	5-3	.625	2-0	0-1	3-2
2	4-4	.500	3-0	0-2	1-2
3	8-3	.727	4-0	1-1	3-2
4	8-1	.889	3-0	1-1	4-0
5	6-6	.500	1-1	2-1	3-4
6	2-5	.286	0-1	1-4	1-0
7	3-2	.600	0-1	1-1	2-0
8	1-2	.333	1-0	0-1	0-1
9	5-2	.714	2-0	0-1	3-1
10	1-1	.500	1-0		0-1
11	3-1	.750		1-0	2-1
12	1-2	.333	0-1	0-1	1-0
13	2-3	.400	1-0	0-1	1-2
14	5-4	.556	1-0		4-4
15	0-2	.000			0-2
16	2-1	.667			2-1
17					
18	0-1	.000			0-1
19	0-1	.000			0-1
20	0-2	.000		0-1	0-1
21	1-1	.500			1-1
22	1-0	1.000			1-0
23					
24					
25	0-1	.000			0-1
26	0-1	.000			0-1
<b>Totals</b>	<b>58-49</b>	<b>.542</b>	<b>19-4</b>	<b>7-16</b>	<b>32-29</b>

Note: **Bold** denotes 2015 game date.

## TOP WINNING PERCENTAGE DATES

Rk	Date	W-L	Win %
1.	February 25	22-1	.957
2.	February 18	11-1	.917
3.	March 7	29-4	.879
4.	February 22	11-2	.846
5.	February 20	9-2	.818
6.	March 14	25-6	.806
7.	February 21	8-2	.800
	March 12	24-6	.800
9.	March 10	27-7	.794
10.	March 6	22-6	.786
	March 13	22-6	.786
12.	March 5	21-6	.778
13.	March 9	23-7	.767
14.	February 23	16-5	.762
	February 24	16-5	.762
16.	March 18	29-10	.744
17.	April 8	43-15	.741
18.	March 27	30-11	.732
19.	June 3	8-3	.727
20.	March 31	37-14	.725
21.	March 3	21-8	.724
22.	February 27	13-5	.722
	May 15	26-10	.722

Note: Minimum 10 games; **bold** denotes 2015 game date.

# GAME RESULTS VS. 2015 OPPONENTS

## BOSTON COLLEGE

Overall:.....	20-7
at Clemson:.....	10-5
at Doug Kingsmore Stadium: ...	10-5
at Boston College:.....	10-2
ACC Regular-Season Games:.....	20-7
One-Run Games: .....	5-2
Extra-Inning Games: .....	1-0
Under <b>Jack Leggett</b> :.....	20-7
Longest CU Win Streak:.....	11 <sup>(2010-14)</sup>
Longest BOC Win Streak:.....	2 <sup>(2008)</sup>
Biggest CU Win: .....	16-2 <sup>(2008)</sup>
Biggest BOC Win: .....	13-1 <sup>(2009)</sup>

Date	Site	W-L	CU	Op
4-21-2006	* A	W	6	3
4-22-2006 <sup>(1)</sup>	* A	L	2	3
4-22-2006 <sup>(2)</sup>	* A	W	4	1
5-5-2007	* H	W	4	3
5-6-2007 <sup>(1)</sup>	* H	L	6	8
5-6-2007 <sup>(2)</sup>	* H	W	7	6
3-14-2008	* H	L	4	6
3-15-2008	* H	L	6	7
3-16-2008	* H	W	16	2
3-27-2009	* A	L	1	13
3-28-2009 <sup>(1)</sup>	* A	W	7	6
3-28-2009 <sup>(2)</sup>	* A	W	5	3
4-2-2010	* H	W	15	2
4-3-2010	* H	L	5	11
4-4-2010	* H	W	14	9
4-15-2011	* A	W	9	2
4-16-2011 <sup>(1)</sup>	* A	W	7	5
4-16-2011 <sup>(2)</sup>	* A	W	9	2
3-16-2012	* H	W	6	4
3-17-2012	* H	W	6	3
3-18-2012	* H	W	5	1
4-5-2013	* A	W	7	5
4-6-2013	* A	W	9	2
4-7-2013	* A	W	1	0
5-15-2014	* H	W	8	4
5-16-2014	* H	L	1	3
5-17-2014	* H	W <sup>(13)</sup>	10	9

\* - ACC regular-season game

## CHARLESTON SOUTHERN

Overall:.....	17-0
at Clemson:.....	14-0
at Doug Kingsmore Stadium: ...	14-0
at Charleston Southern:.....	3-0
NCAA Tournament Games:.....	1-0
One-Run Games: .....	4-0
Under <b>Jack Leggett</b> :.....	11-0
Longest CU Win Streak:.....	17 <sup>(1976-13)</sup>
Biggest CU Win: .....	19-1 <sup>(2011)</sup>

Date	Site	W-L	CU	Op	
3-5-1976	H	W	6	2	
3-14-1977	A	W	8	0	
3-15-1977	A	W	3	1	
4-6-1978 <sup>(1)</sup>	H	W <sup>(7)</sup>	3	2	
4-6-1978 <sup>(2)</sup>	H	W <sup>(7)</sup>	10	3	
3-22-1979	A	W	17	10	
4-18-1994	H	W	16	6	
4-24-1996	H	W	12	5	
5-23-1996	\$	H	W	9	1
2-18-1997	H	W	7	2	
5-7-1997	H	W	9	8	
4-8-1998	H	W	13	3	
2-26-2003	H	W <sup>(8)</sup>	5	0	
5-5-2004	H	W	3	2	
2-26-2011	H	W	19	1	
4-17-2012	H	W	3	2	
3-13-2013	H	W	3	1	

\$ - NCAA Regional

## COLLEGE OF CHARLESTON

Overall:.....	23-1
at Clemson:.....	16-1
at Doug Kingsmore Stadium: ...	12-1
at College of Charleston:.....	7-0
NCAA Tournament Games:.....	1-0
One-Run Games: .....	4-0
Extra-Inning Games: .....	1-0
Under <b>Jack Leggett</b> :.....	17-1
Longest CU Win Streak:.....	23 <sup>(1899-2012)</sup>
Longest COC Win Streak:.....	1 <sup>(2012)</sup>
Biggest CU Win: .....	12-0 <sup>(1900)</sup> , 19-7 <sup>(2007)</sup>
Biggest COC Win: .....	4-2 <sup>(2012)</sup>

Date	Site	W-L	CU	Op
5-11-1899	A	W	11	3
5-20-1899	H	W	11	3

5-7-1900	H	W	12	0	
4-3-1911	H	W	6	3	
4-28-1911	A	W	6	1	
4-3-1912	H	W	6	0	
3-7-2001	H	W	5	3	
3-1-2002	A	W	14	6	
3-6-2002	H	W	12	1	
3-5-2003	H	W	6	2	
3-18-2003	A	W	7	6	
3-5-2004	A	W	15	4	
5-12-2004	H	W	19	8	
5-17-2005	H	W	8	5	
6-4-2005	\$	H	W	6	0
3-3-2006	A	W	6	0	
5-16-2006	H	W	1	0	
5-15-2007	H	W	19	7	
2-29-2008	A	W	7	6	
5-13-2008	H	W	12	6	
5-12-2009	H	W	5	2	
5-5-2012	H	W <sup>(11)</sup>	4	3	
5-6-2012	H	W	12	3	
5-7-2012	H	L	2	4	

\$ - NCAA Regional

## COASTAL CAROLINA

Overall:.....	43-8
at Clemson:.....	31-6
at Doug Kingsmore Stadium: ...	31-6
at Coastal Carolina:.....	10-2
at Neutral: .....	2-0
NCAA Tournament Games:.....	5-0
One-Run Games: .....	8-2
Extra-Inning Games: .....	3-1
Under <b>Jack Leggett</b> :.....	30-6
Longest CU Win Streak:.....	20 <sup>(1990-99)</sup>
Longest CCU Win Streak:.....	1 <sup>(8 times)</sup>
Biggest CU Win: .....	19-1 <sup>(2002)</sup>
Biggest CCU Win: .....	11-2 <sup>(1990)</sup>

Date	Site	W-L	CU	Op
2-15-1986	A	W	12	5
2-16-1986	A	L	3	9
3-27-1988	H	W	8	4
3-28-1988	H	W	7	3
2-18-1989	A	W	22	5
2-19-1989	A	W	6	5
3-27-1990 <sup>(1)</sup>	H	L <sup>(7)</sup>	2	11
3-27-1990 <sup>(2)</sup>	H	W <sup>(7)</sup>	1	0
3-19-1991	A	W	23	7
3-20-1991	A	W	10	3
3-21-1991	A	W	11	7
3-9-1992	H	W	2	1
3-10-1992	H	W	12	2
3-9-1993	H	W <sup>(11)</sup>	6	5
3-10-1993	H	W	8	3
5-10-1994	A	W	9	7
5-11-1994	A	W	8	0
4-18-1995	H	W	5	1

4-19-1995	H	W	7	2	
3-1-1996	H	W	11	3	
3-2-1996	H	W	8	7	
3-3-1996	H	W	13	4	
3-7-1997	H	W	17	2	
3-8-1997	H	W	22	11	
3-9-1997	H	W	13	3	
3-10-1998	H	W	17	3	
3-10-1999	H	W	14	6	
5-8-1999	H	L	2	4	
3-1-2000	H	W	4	3	
4-10-2001	H	L	5	10	
4-11-2001	H	W <sup>(11)</sup>	8	7	
3-26-2002	H	W	19	1	
3-27-2002	H	W	6	2	
4-15-2003	H	L	1	5	
4-16-2003	H	W	7	3	
3-16-2004	H	W	9	4	
2-19-2005	A1	L	2	3	
3-29-2005	H	W	14	5	
3-30-2005	H	W	8	1	
3-7-2007	H	W	4	0	
6-3-2007	\$	A1	W	11	8
6-4-2007	\$	A1	W	15	3
3-18-2008	H	W	9	6	
4-21-2009	H	W	5	3	
3-31-2010	H	L <sup>(11)</sup>	3	4	
4-5-2011	H	W <sup>(10)</sup>	5	4	
6-4-2011	\$	H	W	12	7
4-24-2012	H	L	7	10	
6-1-2012	\$	N2	W	11	3
6-3-2012	\$	N2	W	5	3
4-15-2014	H	W	9	6	

S.C. - NCAA Regional; A1 - Myrtle Beach, S.C. - N2 - Columbia, S.C.

\$ - NCAA Regional; A1 - Myrtle Beach, S.C.; N2 - Columbia, S.C.

## DUKE

Overall:.....	127-66-2
at Clemson:.....	66-25-1
at Doug Kingsmore Stadium: ...	47-7
at Duke:.....	50-28-1
at Neutral: .....	11-13
ACC Regular-Season Games:...	100-35-2
ACC Tournament Games: .....	9-4
One-Run Games: .....	16-22
Extra-Inning Games: .....	5-3-1
Under <b>Jack Leggett</b> :.....	47-16-1
Longest CU Win Streak:.....	14 <sup>(1985-90)</sup>
Longest DUK Win Streak: .....	5 <sup>(1908-09)</sup>
Biggest CU Win: .....	25-6 <sup>(1978)</sup>
Biggest DUK Win: .....	13-1 <sup>(2013)</sup>

Date	Site	W-L	CU	Op
5-7-1904	N1	W	15	8
4-12-1905	H	W <sup>(11)</sup>	4	3
4-12-1906	H	W	13	4
5-4-1906	N2	L	0	7
5-3-1907	N2	L	4	5
5-4-1907	N2	W	3	0
5-1-1908	N2	L	3	5
5-2-1908	N3	L	0	1
4-21-1909	H	L	7	8
4-24-1909 <sup>(1)</sup>	N4	L	1	4
4-24-1909 <sup>(2)</sup>	N4	L	0	1
4-8-1910	H	W	2	1
4-9-1910	H	L	3	14
4-27-1911 <sup>(1)</sup>	N5	L	0	7
4-27-1911 <sup>(2)</sup>	N5	L	5	9
4-27-1916	A	W	16	6
4-28-1916	A	L	4	5
5-8-1916	H	W	3	0
5-9-1916	H	W	13	3
4-14-1919	H	L	2	8
4-15-1919	H	L <sup>(12)</sup>	1	3
4-12-1923	H	L	0	9
5-7-1926	H	W	10	3
3-30-1934	H	L	6	7
3-31-1934	H	W	10	5
4-2-1935 <sup>(1)</sup>	A	L	8	12
4-2-1935 <sup>(2)</sup>	A	W <sup>(7)</sup>	3	0
3-25-1942	H	L	3	5
3-26-1942	H	L	3	14
3-28-1947	H	W	10	9
3-29-1947	H	L	11	13
3-24-1948	H	L	3	5
3-25-1948	H	L	2	3
3-30-1949	H	W	13	3
3-31-1949	H	L	16	18
3-29-1950	H	L	8	9
3-30-1950	H	W	17	6
4-26-1951	A	W	4	3
5-19-1951	N6	L	0	5
3-28-1952	H	L	8	14
3-29-1952	H	W	10	9
4-14-1952	A	L	2	6
3-26-1953	H	L	4	5
4-23-1954	* A	W	5	4
4-24-1954	* A	L	0	11
3-29-1955	* N1	W	5	3
4-22-1955	* A	L	3	10
3-26-1956	* H	T	11	11
4-20-1956 <sup>(1)</sup>	* A	L <sup>(7)</sup>	0	6
4-20-1956 <sup>(2)</sup>	* A	L <sup>(7)</sup>	3	8
4-9-1957	* H	L	2	6
4-19-1957	* A	L	2	6
5-1-1958	* A	W	8	1
5-12-1958	* A	L	1	7
4-30-1959	* A	W	12	7
5-1-1959	* A	W	10	0
5-3-1960	* H	W	6	1
5-4-1960	* H	W	4	2
4-7-1961	* H	L	5	8
5-6-1961	* A	L	1	3
4-10-1962	* H	L	3	4
5-5-1962	* A	L	3	7
4-27-1963	* A	W	5	1
5-3-1963	* H	W	5	4
4-24-1964	* A	W	5	3
4-23-1965	* H	W	10	2
5-7-1965	* A	W	8	0
4-2-1966	* H	W	11	0
4-15-1967	* A	L	3	10
5-5-1967	* H	W	4	0
5-11-1968 <sup>(1)</sup>	* A	W <sup>(7)</sup>	5	3
5-11-1968 <sup>(2)</sup>	* A	L <sup>(7)</sup>	0	7
4-7-1969	* A	L	6	13
5-10-1969 <sup>(1)</sup>	* H	W <sup>(7)</sup>	8	5
5-10-1969 <sup>(2)</sup>	* H	W <sup>(7)</sup>	7	2
4-5-1970	* H	W	3	1
5-16-1970 <sup>(1)</sup>	* A	L <sup>(7)</sup>	1	2
5-16-1970 <sup>(2)</sup>	* A	L <sup>(7)</sup>	1	2
4-4-1971	* H	W	5	4
5-12-1971	* A	W	5	2
4-17-1973 <sup>(1)</sup>	* A	W <sup>(7)</sup>	9	7
4-17-1973 <sup>(2)</sup>	* A	W <sup>(7)</sup>	4	3
3-31-1974	* H	W	18	1
4-12-1974 <sup>(1)</sup>	* H	W	14	3
4-12-1974 <sup>(2)</sup>	* H	W	8	1
4-8-1976	* A	W	20	7
4-9-1976	* A	L	1	10
3-5-1977	* H	W	6	0
3-20-1978	* A	W	25	6
3-21-1978	* A	W <sup>(8)</sup>	15	10
4-23-1978	+ H	W	13	0
3-14-1979	* H	W	13	1
3-15-1979	* H	W	6	4
3-12-1981	* H	W	7	4

5-4-1907	N2	W	3	0
5-1-1908	N2	L	3	5
5-2-1908	N3	L	0	1
4-21-1909	H	L	7	8
4-24-1909 <sup>(1)</sup>	N4	L	1	4
4-24-1909 <sup>(2)</sup>	N4	L	0	1
4-8-1910	H	W	2	1
4-9-1910	H	L	3	14
4-27-1911 <sup>(1)</sup>	N5	L	0	7
4-27-1911 <sup>(2)</sup>	N5	L	5	9
4-27-1916	A	W	16	6
4-28-1916	A	L	4	5
5-8-1916	H	W	3	0
5-9-1916	H	W	13	3
4-14-1919	H	L	2	8
4-15-1919	H	L <sup>(12)</sup>	1	3
4-12-1923	H	L	0	9
5-7-1926	H	W	10	3
3-30-1934	H	L	6	7
3-31-1934	H	W	10	5
4-2-1935 <sup>(1)</sup>	A	L	8	12
4-2-1935 <sup>(2)</sup>	A	W <sup>(7)</sup>	3	0
3-25-1942	H	L	3	5
3-26-1942	H	L	3	14
3-28-1947	H	W	10	9
3-29-1947	H	L	11	13
3-24-1948	H	L	3	5
3-25-1948	H	L	2	3
3-30-1949	H	W	13	3
3-31-1949	H	L	16	18
3-29-1950	H	L	8	9
3-30-1950	H	W	17	6
4-26-1951	A	W	4	3
5-19-1951	N6	L	0	5
3-28-1952	H	L	8	14
3-29-1952	H	W	10	9
4-14-1952	A	L	2	6
3-26-1953	H	L	4	5
4-23-1954	* A	W	5	4
4-24-1954	* A	L	0	11
3-29-1955	* N1	W	5	3
4-22-1955	* A	L	3	10
3-26-1956	* H	T	11	11
4-20-1956 <sup>(1)</sup>	* A	L <sup>(7)</sup>	0	6
4-20-1956 <sup>(2)</sup>	* A	L <sup>(7)</sup>	3	8
4-9-1957	* H	L	2	6
4-19-1957	* A	L	2	6
5-1-1958	* A	W	8	1
5-12-1958	* A	L	1	7
4-30-1959	* A	W	12	7
5-1-1959	* A	W	10	0
5-3-1960	* H	W	6	1
5-4-1960	* H	W	4	2
4-7-1961	* H	L	5	8
5-6-1961	* A	L	1	3
4-10-1962	* H	L	3	4
5-5-1962	* A	L	3	7
4-27-1963	* A	W	5	1
5-3-1963	* H	W	5	4
4-24-1964	* A	W	5	3
4-23-1965	* H	W	10	2
5-7-1965	* A	W	8	0
4-2-1966	* H	W	11	0
4-15-1967	* A	L	3	10
5-5-1967	* H	W	4	0
5-11-1968 <sup>(1)</sup>	* A	W <sup>(7)</sup>	5	3
5-11-1968 <sup>(2)</sup>	* A	L <sup>(7)</sup>	0	7
4-7-1969	* A	L	6	13
5-10-1969 <sup>(1)</sup>	* H	W <sup>(7)</sup>	8	5
5-10-1969 <sup>(2)</sup>	* H	W <sup>(7)</sup>	7	2
4-5-1970	* H	W	3	1
5-16-1970 <sup>(1)</sup>	* A	L <sup>(7)</sup>	1	2
5-16-1970 <sup>(2)</sup>	* A	L <sup>(7)</sup>	1	2
4-4-1971	* H	W	5	4
5-12-1971	* A	W	5	2
4-17-1973 <sup>(1)</sup>	* A	W <sup>(7)</sup>	9	7
4-17-1973 <sup>(2)</sup>	* A	W <sup>(7)</sup>	4	3
3-31-1974	* H	W	18	1
4-12-1974 <sup>(1)</sup>	* H	W	14	3
4-12-1974 <sup>(2)</sup>	* H	W	8	1
4-8-1976	* A	W	20	7
4-9-1976	* A	L	1	10
5-3-1977	* H	W	6	0
3-20-1978	* A	W	25	6
3-21-1978	* A	W <sup>(8)</sup>	15	10
4-23-1978	+ H	W	13	0
3-14-1979	* H	W	13	1
3-15-1979	* H	W	6	4
3-12-1981	* H	W	7	7

# GAME RESULTS VS. 2015 OPPONENTS

4-10-2010	*	A	W <sup>(11)</sup>	11	5
4-11-2010	*	A	L	2	7
<b>3-18-2011</b>	*	<b>H</b>	<b>W</b>	<b>9</b>	<b>6</b>
<b>3-19-2011</b>	*	<b>H</b>	<b>W</b>	<b>16</b>	<b>7</b>
<b>3-20-2011</b>	*	<b>H</b>	<b>W</b>	<b>9</b>	<b>3</b>
4-6-2012	*	A	W <sup>(11)</sup>	4	1
4-7-2012	*	A	W	11	5
4-8-2012	*	A	W	4	2
<b>3-22-2013</b>	*	<b>H</b>	<b>W</b>	<b>7</b>	<b>0</b>
<b>3-23-2013<sup>(1)</sup></b>	*	<b>H</b>	<b>W</b>	<b>8</b>	<b>4</b>
<b>3-23-2013<sup>(2)</sup></b>	*	<b>H</b>	<b>L</b>	<b>1</b>	<b>13</b>
5-21-2014	+	N6	W	5	3

## FLORIDA STATE

Overall:.....	60-70-1				
at Clemson:.....	31-21				
at Doug Kingsmore Stadium:..	29-17				
at Florida State:.....	16-37-1				
at Neutral: .....	13-12				
ACC Regular-Season Games:..	35-34				
ACC Tournament Games:.....	9-11				
NCAA Tournament Games:.....	4-2				
One-Run Games: .....	15-15				
Extra-Inning Games: .....	3-4-1				
Under <b>Jack Leggett</b> :.....	36-43				
Longest CU Win Streak:.....	6 <sup>(1992-93)</sup>				
Longest FSU Win Streak:.....	9 <sup>(2001-02)</sup>				
Biggest CU Win: .....	24-2 <sup>(1959)</sup>				
Biggest FSU Win: .....	20-3 <sup>(1972)</sup>				
<b>Date</b>	<b>Site</b>	<b>W-L</b>	<b>CU</b>	<b>Op</b>	
6-7-1958	\$ N1	W <sup>(10)</sup>	8	5	
6-5-1959	\$ N1	W	24	2	
6-6-1959	\$ N1	W	5	0	
3-30-1962	A	L	8	14	
<b>4-19-1962</b>	<b>H</b>	<b>W</b>	<b>14</b>	<b>11</b>	
3-21-1963	A	L	7	10	
3-22-1963	A	W	12	7	
3-23-1963	A	L	3	12	
3-19-1964	A	L	5	8	
3-20-1964	A	W	8	5	
3-21-1964	A	L	6	12	
<b>4-26-1965</b>	<b>H</b>	<b>W</b>	<b>9</b>	<b>8</b>	
<b>4-27-1965<sup>(1)</sup></b>	<b>H</b>	<b>L</b>	<b>11</b>	<b>13</b>	
<b>4-27-1965<sup>(2)</sup></b>	<b>H</b>	<b>L<sup>(5)</sup></b>	<b>3</b>	<b>16</b>	
5-23-1966	A	L	5	11	
5-24-1966	A	L	3	4	
5-25-1966	A	W	4	3	
6-2-1967	\$ N1	L	3	5	
6-3-1967	\$ N1	W	6	4	
<b>4-19-1969<sup>(1)</sup></b>	<b>H</b>	<b>L</b>	<b>2</b>	<b>6</b>	
<b>4-19-1969<sup>(2)</sup></b>	<b>H</b>	<b>L</b>	<b>1</b>	<b>3</b>	
<b>4-17-1971<sup>(1)</sup></b>	<b>H</b>	<b>W<sup>(7)</sup></b>	<b>11</b>	<b>0</b>	
<b>4-17-1971<sup>(2)</sup></b>	<b>H</b>	<b>W</b>	<b>12</b>	<b>7</b>	
<b>4-18-1971</b>	<b>H</b>	<b>W</b>	<b>3</b>	<b>2</b>	
3-10-1972	A	L	7	11	
3-11-1972	A	L	3	6	
3-12-1972	A	L	3	20	
<b>4-26-1973<sup>(1)</sup></b>	<b>H</b>	<b>W<sup>(7)</sup></b>	<b>2</b>	<b>1</b>	
<b>4-26-1973<sup>(2)</sup></b>	<b>H</b>	<b>L<sup>(7)</sup></b>	<b>1</b>	<b>2</b>	
<b>4-27-1973</b>	<b>H</b>	<b>L</b>	<b>1</b>	<b>9</b>	
3-8-1974	A	L	3	6	
3-9-1974	A	W	7	5	
3-10-1974	A	L	3	5	
2-28-1981	A	L	8	9	
3-1-1981	A	L	7	11	
<b>4-1-1982</b>	<b>H</b>	<b>L</b>	<b>1</b>	<b>8</b>	
<b>4-2-1982</b>	<b>H</b>	<b>L<sup>(7)</sup></b>	<b>6</b>	<b>7</b>	
3-1-1983	A	L <sup>(14)</sup>	4	5	
3-2-1983	A	T <sup>(10)</sup>	3	3	
<b>3-29-1984</b>	<b>H</b>	<b>W</b>	<b>13</b>	<b>0</b>	
<b>3-30-1984</b>	<b>H</b>	<b>W</b>	<b>13</b>	<b>3</b>	
5-28-1989	\$	A	L	1	8
<b>3-27-1992</b>	<b>*</b>	<b>H</b>	<b>W</b>	<b>10</b>	<b>4</b>
<b>3-28-1992</b>	<b>*</b>	<b>H</b>	<b>W</b>	<b>12</b>	<b>0</b>
<b>3-29-1992</b>	<b>*</b>	<b>H</b>	<b>W</b>	<b>14</b>	<b>0</b>
5-11-1992	+	N2	W	5	2
5-13-1992	+	N2	W	11	0
5-7-1993	*	A	W	7	6
5-8-1993	*	A	L <sup>(10)</sup>	3	4
5-9-1993	*	A	W	5	1

5-16-1993	+	N2	W	6	1
5-18-1993	+	N2	L	5	7
<b>5-7-1994</b>	<b>*</b>	<b>H</b>	<b>W</b>	<b>5</b>	<b>2</b>
<b>5-8-1994</b>	<b>*</b>	<b>H</b>	<b>W</b>	<b>9</b>	<b>5</b>
<b>5-9-1994</b>	<b>*</b>	<b>H</b>	<b>L</b>	<b>3</b>	<b>8</b>
5-21-1994	+	N2	L	4	10
5-22-1994	+	N2	W	4	1
4-21-1995	*	A	L	2	5
4-22-1995	*	A	L	2	7
4-23-1995	*	A	L	8	9
5-19-1995	+	N2	W	11	0
5-20-1995	+	N2	L	2	12
5-21-1995	+	N2	L	2	8
<b>5-4-1996</b>	<b>*</b>	<b>H</b>	<b>W</b>	<b>3</b>	<b>0</b>
<b>5-5-1996</b>	<b>*</b>	<b>H</b>	<b>W</b>	<b>2</b>	<b>1</b>
<b>5-6-1996</b>	<b>*</b>	<b>H</b>	<b>W</b>	<b>2</b>	<b>0</b>
5-18-1996	+	N3	L	1	2
4-4-1997	*	A	W	10	7
4-5-1997	*	A	L	5	20
4-6-1997	*	A	L <sup>(12)</sup>	10	11
5-16-1997	+	N4	L	4	8
5-17-1997	+	N4	L	0	10
<b>4-24-1998</b>	<b>*</b>	<b>H</b>	<b>W</b>	<b>2</b>	<b>1</b>
<b>4-25-1998</b>	<b>*</b>	<b>H</b>	<b>W</b>	<b>5</b>	<b>4</b>
<b>4-26-1998</b>	<b>*</b>	<b>H</b>	<b>L</b>	<b>2</b>	<b>7</b>
4-9-1999	*	A	L	0	8
4-10-1999	*	A	W	8	4
4-11-1999	*	A	L	3	5
5-22-1999	+	N3	W	8	7
<b>5-6-2000</b>	<b>*</b>	<b>H</b>	<b>W</b>	<b>8</b>	<b>7</b>
<b>5-7-2000</b>	<b>*</b>	<b>H</b>	<b>W</b>	<b>5</b>	<b>4</b>
<b>5-8-2000</b>	<b>*</b>	<b>H</b>	<b>W</b>	<b>7</b>	<b>4</b>
5-18-2000	+	N5	W	8	4
4-6-2001	*	A	L	4	7
4-7-2001	*	A	L	6	7
4-8-2001	*	A	L	1	6
5-18-2001	+	N5	L	4	5
<b>5-17-2002</b>	<b>*</b>	<b>H</b>	<b>L</b>	<b>3</b>	<b>9</b>
<b>5-18-2002</b>	<b>*</b>	<b>H</b>	<b>L</b>	<b>3</b>	<b>12</b>
<b>5-19-2002</b>	<b>*</b>	<b>H</b>	<b>L</b>	<b>3</b>	<b>9</b>
5-23-2002	+	N4	L	4	9
5-25-2002	+	N4	L	1	4
4-11-2003	*	A	W	8	4
4-12-2003	*	A	L	2	7
4-13-2003	*	A	L	1	8
<b>5-1-2004</b>	<b>*</b>	<b>H</b>	<b>L</b>	<b>6</b>	<b>11</b>
<b>5-2-2004</b>	<b>*</b>	<b>H</b>	<b>L</b>	<b>1</b>	<b>10</b>
<b>5-3-2004</b>	<b>*</b>	<b>H</b>	<b>W</b>	<b>18</b>	<b>9</b>
4-2-2005	*	A	L	1	3
4-3-2005 <sup>(1)</sup>	*	A	L	4	5
4-3-2005 <sup>(2)</sup>	*	A	W	7	3
<b>5-12-2006</b>	<b>*</b>	<b>H</b>	<b>W</b>	<b>9</b>	<b>1</b>
<b>5-13-2006</b>	<b>*</b>	<b>H</b>	<b>W<sup>(10)</sup></b>	<b>4</b>	<b>3</b>
<b>5-14-2006</b>	<b>*</b>	<b>H</b>	<b>W</b>	<b>11</b>	<b>2</b>
5-11-2007	*	A	L	1	11
5-12-2007	*	A	W	7	6
5-13-2007	*	A	W	11	6
5-26-2007	+	N6	W	5	1
<b>5-3-2008</b>	<b>*</b>	<b>H</b>	<b>L<sup>(10)</sup></b>	<b>8</b>	<b>9</b>
<b>5-4-2008</b>	<b>*</b>	<b>H</b>	<b>L</b>	<b>4</b>	<b>13</b>
<b>5-5-2008</b>	<b>*</b>	<b>H</b>	<b>L</b>	<b>2</b>	<b>4</b>
3-20-2009	*	A	L	2	5
3-21-2009	*	A	W <sup>(11)</sup>	8	7
3-22-2009	*	A	L	4	7
<b>5-20-2010</b>	<b>*</b>	<b>H</b>	<b>W</b>	<b>9</b>	<b>8</b>
<b>5-21-2010</b>	<b>*</b>	<b>H</b>	<b>W</b>	<b>8</b>	<b>4</b>
<b>5-22-2010</b>	<b>*</b>	<b>H</b>	<b>W</b>	<b>8</b>	<b>3</b>
5-19-2011	*	A	L	6	8
5-20-2011	*	A	W	7	4
5-21-2011	*	A	W	8	5
5-26-2011	+	N3	L	3	6
<b>5-12-2012</b>	<b>*</b>	<b>H</b>	<b>W</b>	<b>7</b>	<b>2</b>
<b>5-14-2012<sup>(1)</sup></b>	<b>*</b>	<b>H</b>	<b>W</b>	<b>9</b>	<b>7</b>
<b>5-14-2012<sup>(2)</sup></b>	<b>*</b>	<b>H</b>	<b>L</b>	<b>5</b>	<b>9</b>
5-25-2012	+	N7	W	9	7
5-16-2013	*	A	W	8	2
5-17-2013	*	A	L	1	2
5-18-2013	*	A	L	1	6
<b>3-21-2014</b>	<b>*</b>	<b>H</b>	<b>W</b>	<b>9</b>	<b>3</b>
<b>3-22-2014<sup>(1)</sup></b>	<b>*</b>	<b>H</b>	<b>L</b>	<b>1</b>	<b>11</b>
<b>3-22-2014<sup>(2)</sup></b>	<b>*</b>	<b>H</b>	<b>L</b>	<b>3</b>	<b>4</b>

\$ - NCAA District III Playoffs, Regionals; \* - ACC regular-season game; + - ACC Tournament; N1 - Gastonia, N.C.; N2 - Greenville, S.C.; N3 - Durham, N.C.; N4 - St. Petersburg, Fla.; N5 - Fort Mill, S.C.; N6 - Jacksonville, Fla.; N7 - Greensboro, N.C.

## FURMAN

Overall:.....	144-57-4			
at Clemson:.....	78-26-1			
at Doug Kingsmore Stadium: ..	29-5			
at Furman:.....	58-28-2			
at Neutral: .....	8-3-1			
NCAA Tournament Games:.....	2-0			
One-Run Games: .....	23-22			
Extra-Inning Games: .....	9-6-3			
Under <b>Jack Leggett</b> :.....	25-5			
Longest CU Win Streak:.....	29 <sup>(1985-02)</sup>			
Longest FUR Win Streak:.....	7 <sup>(1924-26)</sup>			
Biggest CU Win: .....	21-1 <sup>(1991)</sup>			
Biggest FUR Win: .....	10-2 <sup>(1907)</sup>			
<b>Date</b>	<b>Site</b>	<b>W-L</b>	<b>CU</b>	<b>Op</b>
<b>4-24-1896</b>	<b>H</b>	<b>L</b>	<b>13</b>	<b>20</b>
5-9-1896	A	L	11	14
4-16-1898	A	L	2	5
<b>4-23-1898</b>	<b>H</b>	<b>W</b>	<b>14</b>	<b>3</b>
<b>5-14-1898</b>	<b>H</b>	<b>L</b>	<b>14</b>	<b>15</b>
4-14-1900	A	W	5	1
5-9-1902	A	W	11	3
<b>4-9-1904</b>	<b>H</b>	<b>L</b>	<b>1</b>	<b>2</b>
5-5-1905	A	L	1	8
<b>5-10-1905</b>	<b>H</b>	<b>L</b>	<b>1</b>	<b>2</b>
5-19-1905	A	L	6	8
<b>4-7-1906</b>	<b>H</b>	<b>L</b>	<b>6</b>	<b>7</b>
4-27-1906	N1	W	11	5
5-5-1906	A	L	3	4
4-26-1907	N1	L	2	10
5-11-1907	A	W	11	8
<b>4-11-1908</b>	<b>H</b>	<b>W</b>	<b>11</b>	<b>1</b>
4-24-1908	N1	W	8	2
4-10-1909	A	W	7	6
4-30-1909	N1	L	5	6
<b>4-22-1910</b>	<b>H</b>	<b>W</b>	<b>5</b>	<b>0</b>
<b>4-23-1910</b>	<b>H</b>	<b>W<sup>(11)</sup></b>	<b>3</b>	<b>2</b>
4-7-1911	A	W	4	0
5-1-1911	A	W	6	4
<b>4-19-1912</b>	<b>H</b>	<b>W</b>	<b>8</b>	<b>3</b>
4-8-1913	A	W	9	3
<b>4-26-1913</b>	<b>H</b>	<b>W</b>	<b>4</b>	<b>0</b>
<b>4-18-1914</b>	<b>H</b>	<b>W</b>	<b>5</b>	<b>1</b>
4-21-1914	A	L	9	10
5-9-1914	A	W	5	1
3-26-1915	N2	W	3	2
<b>4-3-1915</b>	<b>H</b>	<b>W</b>	<b>10</b>	<b>2</b>
5-15-1915	A	W	10	1
5-17-1915	N1	W	8	2
5-18-1915	N1	W	5	3
4-19-1916	A	L	3	4
4-25-1916	N2	T <sup>(17)</sup>	0	0
<b>4-10-1917</b>	<b>H</b>	<b>W</b>	<b>15</b>	<b>1</b>
4-20-1918	A	W	8	3
<b>5-9-1918</b>	<b>H</b>	<b>W<sup>(8)</sup></b>	<b>7</b>	<b>0</b>
<b>3-25-1919</b>	<b>H</b>	<b>L</b>	<b>0</b>	<b>2</b>
4-10-1920	A	L <sup>(12)</sup>	4	5
<b>4-13-1921</b>	<b>H</b>	<b>L</b>	<b>1</b>	<b>4</b>
4-20-1921	A	L	1	2
4-15-1922	A	L	1	8
<b>5-11-1922</b>	<b>H</b>	<b>L</b>	<b>0</b>	<b>4</b>
<b>3-30-1923</b>	<b>H</b>	<b>W</b>	<b>8</b>	<b>0</b>
3-31-1923	A	W	3	0
4-14-1923	A	W	6	1
<b>4-30-1923</b>	<b>H</b>	<b>T<sup>(13)</sup></b>	<b>3</b>	<b>3</b>
4-15-1924	A	L	1	4
4-22-1924	N2	L	4	11
<b>5-3-1924</b>	<b>H</b>	<b>L</b>	<b>3</b>	<b>7</b>
<b>4-11-1925</b>	<b>H</b>	<b>L</b>	<b>3</b>	<b>7</b>
4-22-1925	A	L	4	7
<b>3-25-1926</b>	<b>H</b>	<b>L</b>	<b>5</b>	<b>9</b>
3-27-1926	A	L	1	2
<b>4-27-1927</b>	<b>H</b>	<b>W</b>	<b>6</b>	<b>5</b>
5-12-1927	A	L <sup>(10)</sup>	1	2
4-30-1928	A	W <sup>(10)</sup>	8	6
<b>5-9-1928</b>	<b>H</b>	<b>W</b>	<b>7</b>	<b>2</b>
4-20-1929	A	W	10	3
<b>4-27-1929</b>	<b>H</b>	<b>W</b>	<b>6</b>	<b>1</b>
4-15-1930	A	W	4	3
<b>4-22-1930</b>	<b>H</b>	<b>W</b>	<b>7</b>	<b>6</b>
4-13-1933	A	L	4	6
<b>4-14-1933</b>	<b>H</b>	<b>W</b>	<b>4</b>	<b>1</b>
5-1-1933	A	W	9	8
<b>5-2-1933</b>	<b>H</b>	<b>L<sup>(7)</sup></b>	<b>1</b>	<b>4</b>
<b>4-5-1934</b>	<b>H</b>	<b>L</b>	<b>7</b>	<b>8</b>
4-21-1934	A	L	7	8
4-24-1935	A	T <sup>(10)</sup>	4	4
<b>5-7-1935<sup>(1)</sup></b>	<b>H</b>	<b>W</b>	<b>3</b>	<b>2</b>
<b>5-7-1935<sup>(2)</sup></b>	<b>H</b>	<b>W<sup>(7)</sup></b>	<b>1</b>	<b>1</b>

# GAME RESULTS VS. 2015 OPPONENTS

3-31-1906 <sup>(2)</sup>	A	L	3	4
4-13-1907	A	W	7	5
4-20-1907	H	L	0	2
5-8-1908	A	L	0	8
5-9-1908 <sup>(1)</sup>	A	L	0	6
5-9-1908 <sup>(2)</sup>	A	L	0	7
4-2-1909	H	W	2	0
4-3-1909	H	W	10	3
4-1-1910	A	W	1	0
4-2-1910	A	L	0	5
3-27-1911	H	L	2	5
3-28-1911	H	L	0	3
3-29-1912	A	L	0	8
3-30-1912	A	L	1	5
4-4-1913	H	W	10	8
4-5-1913	H	L	4	10
3-27-1914	A	W	6	3
3-28-1914	A	L <sup>(11)</sup>	6	7
4-30-1915	H	L	3	6
5-1-1915	H	L	3	9
4-21-1916	A	L	1	4
4-22-1916	A	L <sup>(11)</sup>	4	6
4-20-1917	N1	W	2	1
4-21-1917	N1	L	2	3
5-9-1917	A	L	2	8
4-23-1918	H	W	6	5
4-24-1918	H	L	0	2
4-7-1919	A	L	0	1
4-10-1919	A	L	0	9
4-23-1919	H	L	6	7
4-24-1919	H	T <sup>(11)</sup>	2	2
4-2-1920	H	L	2	6
4-3-1920	H	L	0	3
5-14-1920	A	L	1	5
5-15-1920	A	L	0	8
3-25-1921	H	L <sup>(10)</sup>	1	2
3-26-1921	H	L	2	10
4-6-1922	A	L	1	2
4-7-1922	A	L	1	2
4-6-1923	H	L	2	6
4-7-1923	H	W	2	1
3-28-1924	H	L	5	19
3-29-1924	H	L	4	11
3-30-1925	A	L	1	7
3-31-1925	A	L	0	6
3-28-1927	H	L	7	10
3-29-1927	H	L	8	10
4-22-1927	A	L	4	8
4-23-1927	A	L	0	9
3-22-1929	A	L	3	5
3-23-1929	A	L	2	4
4-5-1929	H	L	3	4
4-6-1929	H	W	9	7
3-24-1932	H	L	3	4
3-25-1932	H	L	8	11
3-24-1933	H	L	11	14
5-7-1934	N2	W	5	2
5-8-1934	N2	L	3	4
4-12-1935	A	L	0	2
4-13-1935	A	W	4	3
4-19-1935	H	W	7	2
4-20-1935	H	W	6	4
4-3-1936	H	L <sup>(7)</sup>	0	6
4-4-1936	H	L	3	8
5-8-1936	A	L	2	6
5-9-1936	A	W	5	4
4-2-1937	H	L	1	13
4-3-1937	H	W	3	2
5-3-1937	A	W	11	9
5-4-1937	A	W	6	1
4-14-1938	A	L	11	14
4-19-1938	H	L	5	7
4-3-1939	A	L	0	6
4-4-1939	A	L	4	27
4-10-1939	H	L	7	11
4-8-1941	H	L	7	12
4-15-1941	A	L	2	3
5-6-1941	N3	W	8	6
4-7-1942	A	L	6	13
4-14-1942	H	W <sup>(12)</sup>	9	8
4-20-1943	A	W	8	1
5-1-1943	H	W	20	8
4-5-1946	H	W	23	0
4-6-1946	H	L	9	16
4-12-1946	N4	L <sup>(11)</sup>	8	9
4-13-1946	A	W	10	6
4-17-1947	H	W	7	2
4-21-1947	A	L	7	8
4-12-1948	A	L	2	5

4-4-1949	H	L	6	12
4-12-1950	A	L	5	8
4-17-1950	H	W	7	3
3-30-1959	A	W	8	2
4-28-1959	H	W	2	1
4-2-1960	H	W	11	10
4-25-1960	A	L	1	4
4-4-1961	A	W	5	3
3-20-1962	A	L	2	10
4-3-1962	H	W	6	3
4-8-1963	H	L	6	11
4-10-1963	A	L	2	5
4-9-1964	A	W	11	9
4-11-1964	H	L	8	10
3-20-1965	A	L	0	2
4-12-1965	H	L	4	8
4-19-1966	A	W	17	9
5-12-1966	H	T <sup>(8)</sup>	3	3
4-10-1967	H	L	1	4
5-3-1967	A	W	2	1
4-2-1968	H	W <sup>(11)</sup>	3	2
5-6-1968	A	W <sup>(10)</sup>	3	2
3-30-1969	H	W	10	1
4-9-1969	A	W	16	11
4-15-1970	H	W	4	1
5-6-1970	A	L <sup>(12)</sup>	10	11
4-7-1971	A	W	8	4
4-14-1971	H	W	10	3
4-12-1972	A	W	12	4
4-18-1972	A	W	12	3
5-2-1972	H	W	4	0
4-5-1973	H	W	12	3
4-11-1973	A	W	6	5
4-23-1973	H	L	5	7
4-2-1974	H	W	3	0
4-10-1974	A	L	4	5
4-16-1974	H	W	6	3
3-23-1975	A	W	11	1
4-15-1975	H	W	10	1
3-8-1976	A	L	3	4
4-6-1976	H	W	5	2
4-14-1976	A	W	10	3
3-3-1977	A	W	2	1
4-6-1977	H	W	2	0
4-5-1978 <sup>(1)</sup>	A	W <sup>(7)</sup>	11	6
4-5-1978 <sup>(2)</sup>	A	L <sup>(7)</sup>	5	6
2-28-1979	H	W	12	2
4-16-1979	A	L	14	15
2-27-1980	H	W	22	7
3-1-1980	A	W	8	5
3-5-1981	A	W	19	16
3-31-1981	H	L	2	3
4-8-1981	A	L	20	22
3-2-1982	H	L	3	7
4-6-1982	A	L	10	11
4-13-1982	H	L	5	8
4-6-1983	A	W	13	7
4-12-1983	A	L	5	11
4-27-1983	H	W	6	3
3-11-1984	H	L	6	9
4-24-1984	A	L	11	14
4-25-1984	H	W	5	2
3-26-1985	A	L	11	14
4-24-1985	A	L	4	11
4-30-1985	H	L	3	4
4-2-1986	H	W	5	4
4-9-1986	A	L	6	13
4-10-1986	H	W	18	2
4-1-1987	H	W	3	2
4-2-1987	A	L	7	11
2-25-1988	H	W	13	12
3-22-1988	A	L	7	8
4-18-1989	A	L	5	6
4-25-1989	H	W <sup>(12)</sup>	3	2
3-28-1990	A	L	8	9
4-9-1991	H	W	4	3
4-10-1991	A	W	9	1
4-24-1991	H	W	11	8
3-31-1992	A	W	8	4
4-1-1992	H	L	2	3
4-22-1992	A	W	9	1
3-31-1993	A	W	6	2
4-14-1993	H	W	8	6
5-11-1993	H	L	2	4
3-9-1994	A	W	9	2
4-5-1994	H	W	6	3
4-19-1994	A	W	10	6
4-5-1995	A	L	7	8
4-11-1995	H	W	5	4

4-2-1996	H	W	5	4	
4-16-1996	A	L	2	6	
4-1-1997	A	L	2	3	
3-31-1998	H	W <sup>(10)</sup>	5	4	
4-22-1998	A	W	9	2	
3-23-1999	H	W	17	5	
3-30-1999	A	W	7	6	
3-29-2000	A	L	6	10	
4-11-2000	H	W	9	7	
3-28-2001	A	L	4	8	
4-17-2001	H	W	10	4	
4-9-2002	A	L	4	5	
4-10-2002	H	W	6	5	
3-26-2003	H	W	7	3	
4-22-2003	A	L	3	9	
3-30-2004	A	W	6	2	
3-31-2004	H	W	19	4	
6-5-2004	\$	A	L	3	6
6-6-2004 <sup>(1)</sup>	\$	A	W	10	9
6-6-2004 <sup>(2)</sup>	\$	A	L <sup>(10)</sup>	6	7
4-5-2005	A	L	10	11	
4-6-2005	H	L	1	4	
3-28-2006	A	L <sup>(10)</sup>	11	12	
3-29-2006	H	W	10	7	
4-3-2007	A	W	4	2	
4-4-2007	H	W	11	10	
4-1-2008	A	L	3	11	
4-2-2008	H	L	4	6	
3-31-2009	A	L	5	6	
4-1-2009	H	L	2	4	
4-6-2010	A	W	15	5	
4-7-2010	H	W	14	6	
3-29-2011	H	W	11	5	
4-20-2011	A	W	5	2	
3-27-2012	A	W	10	5	
4-11-2012	H	L	7	8	
3-26-2013	A	W	9	1	
3-27-2013	H	L	3	5	
3-25-2014	A	W	16	4	
4-8-2014	H	L	2	6	

\$ - NCAA Regional; N1 - Anderson, S.C.; N2 - Gainesville, Ga.; N3 - Elberton, Ga.; N4 - Thomson, Ga.

## GEORGIA SOUTHERN

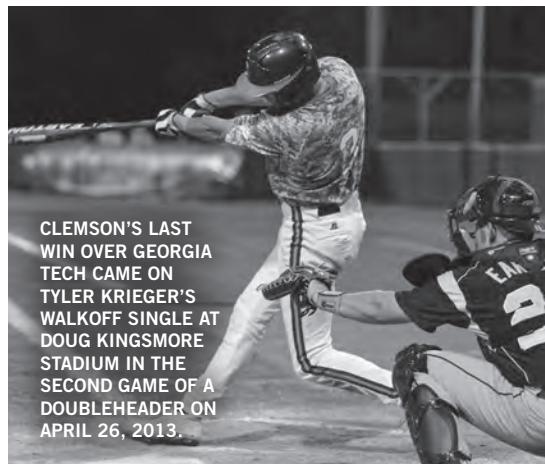
Overall:.....	55-28-1
at Clemson:.....	29-12
at Doug Kingsmore Stadium:.....	28-11
at Georgia Southern:.....	20-16-1
at Neutral:.....	6-0
NCAA Tournament Games:.....	3-0
One-Run Games:.....	6-8
Extra-Inning Games:.....	3-6
Under Jack Leggett:.....	16-6
Longest CU Win Streak:.....	13 <sup>(2001-13)</sup>
Longest GSU Win Streak:.....	4 <sup>(1972-74,95-01)</sup>
Biggest CU Win:.....	25-5 <sup>(1982)</sup>
Biggest GSU Win:.....	14-5 <sup>(1980,14)</sup>

Date	Site	W-L	CU	Op
5-4-1959	H	W	5	2
5-5-1959	H	L	1	2
3-21-1960	A	T	7	7
3-22-1960	A	W <sup>(8)</sup>	15	4
3-18-1970	A	W <sup>(7)</sup>	5	1
3-19-1970	A	W	6	2
3-30-1971	H	L	3	8
3-31-1971	H	W	3	0
3-17-1972	A	W	2	1
3-18-1972	A	L	4	10
3-1-1974	A	L	8	9
3-2-1974	A	L	2	5
3-3-1974	A	L	3	6
3-7-1975	H	W <sup>(8)</sup>	4	1
3-8-1975	H	W	13	3
3-9-1975	H	W	9	2
3-20-1976 <sup>(1)</sup>	A	L	8	15
3-20-1976 <sup>(2)</sup>	A	W	16	12
3-4-1978	A	L	2	4
3-5-1978 <sup>(1)</sup>	A	L <sup>(7)</sup>	1	3
3-5-1978 <sup>(2)</sup>	A	W <sup>(7)</sup>	5	2
4-21-1979	H	L	8	10
4-22-1979 <sup>(1)</sup>	H	W <sup>(8)</sup>	1	0
4-22-1979 <sup>(2)</sup>	H	L <sup>(8)</sup>	10	12
5-18-1979	\$ N1	W	8	4
5-20-1979	\$ N1	W	2	0
5-5-1980	A	W	13	3
5-6-1980	A	W <sup>(10)</sup>	10	8
5-7-1980	A	L	5	14
3-27-1981	H	L <sup>(11)</sup>	5	6

3-28-1981	H	W	6	0	
3-29-1981	H	L	7	8	
5-13-1982	A	W	25	5	
5-14-1982	A	L	6	7	
5-15-1982	A	W	12	2	
3-25-1983 <sup>(1)</sup>	H	W <sup>(7)</sup>	4	3	
3-25-1983 <sup>(2)</sup>	H	W <sup>(7)</sup>	1	0	
3-26-1983	H	W <sup>(6)</sup>	5	4	
2-24-1984	A	L	11	17	
2-25-1984	A	W	10	3	
2-26-1984	A	W	10	5	
3-18-1985	H	W	3	1	
3-19-1985	H	W	11	4	
2-21-1986	A	L	3	9	
2-22-1986	A	W	12	9	
2-23-1986	A	W <sup>(10)</sup>	12	10	
3-5-1987	H	L	3	10	
3-6-1987	H	W	8	2	
3-7-1987	H	W	14	5	
5-8-1989	A	L	1	4	
5-9-1989	A	L <sup>(5)</sup>	7	9	
5-10-1989	A	L	1	2	
4-17-1990	H	W	13	0	
4-18-1990	H	L	6	9	
2-16-1991	A	W	10	4	
2-17-1991	A	W	16	3	
4-7-1992 <sup>(1)</sup>	H	W <sup>(7)</sup>	10	5	
4-7-1992 <sup>(2)</sup>	H	W <sup>(7)</sup>	7	2	
5-4-1992	A	W	10	2	
5-5-1992	A	W	7	1	
3-24-1993 <sup>(1)</sup>	H	W <sup>(7)</sup>	10	7	
3-24-1993 <sup>(2)</sup>	H	W <sup>(7)</sup>	4	1	
3-29-1994	H	W	7	5	
3-30-1994	H	L	2	3	
5-7-1995	A	W	7	4	
5-8-1995	A	L <sup>(12)</sup>	14	15	
4-21-1996 <sup>(1)</sup>	H	L <sup>(10)</sup>	6	8	
4-21-1996 <sup>(2)</sup>	H	L <sup>(18)</sup>	7	9	
3-13-2001	H	L <sup>(10)</sup>	9	12	
3-14-2001	H	W	9	3	
3-12-2002	H	W	20	8	
3-13-2002	H	W	9	2	
5-31-2002	\$	H	W	15	1
3-16-2003	N2	W	11	1	
3-17-2003	N2	W	8	0	
2-28-2004	N3	W	4	0	
2-29-2004	N3	W	9	0	
3-14-2007	H	W	3	0	
3-17-2010	H	W	22	6	
5-10-2013	H	W	7	1	
5-11-2013	H	W	7	0	
5-12-2013	H	W	11	6	
3-18-2014	A	L	5	14	
3-19-2014	A	W	5	4	
\$ - NCAA Regional; N1 - Coral Gables, Fla.; N2 - Charleston, S.C.; N3 - Greenville, N.C.					

# GAME RESULTS VS. 2015 OPPONENTS

4-3-1985	*	H	W	4	2
4-10-1985	*	A	L	8	9
4-19-1985	+	A	L	9	12
4-20-1985	+	A	L	5	7
4-22-1986	*	A	W	6	3
5-7-1986	*	H	L	0	7
5-15-1986	+	N3	L	5	16
4-8-1987	*	A	L	2	4
4-15-1987	*	H	L	6	7
4-22-1987	*	A	L	2	12
5-16-1987	+	N4	L	1	7
4-6-1988	*	H	W	7	3
4-13-1988	*	A	W	4	2
4-21-1988	*	H	W	7	4
4-12-1989	*	A	W	7	5
4-19-1989	*	H	W	16	5
4-26-1989	*	A	L	4	11
5-14-1989	+	N4	W	9	3
4-27-1990	*	A	W	14	12
4-28-1990	*	H	L	3	8
4-29-1990	*	A	W	17	10
4-26-1991	*	H	W <sup>(10)</sup>	9	8
4-27-1991	*	A	W	8	0
4-28-1991	*	H	L	6	11
5-13-1991	+	N4	W	6	5
5-14-1991	+	N4	W	24	8
4-24-1992	*	A	L	2	6
4-25-1992	*	A	L <sup>(10)</sup>	6	7
4-26-1992	*	A	W	5	4
5-12-1992	+	N4	W	5	4
4-23-1993	*	H	L	0	11
4-24-1993	*	H	L	5	10
4-25-1993	*	H	L	0	6
5-17-1993	+	N4	W	9	8
5-13-1994	*	A	W <sup>(10)</sup>	9	8
5-14-1994	*	A	L	4	20
5-15-1994	*	A	W	7	4
5-20-1994	+	N4	W	9	6
4-28-1995	*	H	W	8	5
4-29-1995	*	H	W	6	1
4-30-1995	*	H	W	6	5
5-10-1996	*	A	W <sup>(10)</sup>	9	8
5-11-1996	*	A	L	0	4
5-12-1996	*	A	W	9	2
5-16-1996	+	N2	W	6	1
4-25-1997	*	H	W	7	4
4-26-1997	*	H	L	4	19
5-15-1997	+	N5	W	7	4
5-3-1998	*	A	L	6	7
5-4-1998	*	A	L	7	9
5-5-1998	*	A	L	5	14
5-14-1998	+	N3	L	6	10
4-23-1999	*	H	W	24	4
4-24-1999	*	H	W	13	8
4-25-1999	*	H	W	6	5
4-28-2000	*	A	L	4	7
4-29-2000	*	A	L	7	9
4-30-2000	*	A	W	13	12
5-19-2000	+	N6	L	8	9
5-20-2000	+	N6	L	4	8
4-20-2001	*	H	W	3	0
4-21-2001	*	H	W	5	1
4-22-2001	*	H	L	3	5
5-4-2002	*	A	W	12	9
5-5-2002	*	A	L	6	15
5-6-2002	*	A	L	0	11
5-22-2002	+	N5	W	10	0
6-16-2002	!	N7	W	9	7
4-25-2003	*	H	W <sup>(10)</sup>	9	7
4-26-2003	*	H	W	10	5
4-27-2003	*	H	W	11	3
5-14-2004	*	A	L	3	8
5-15-2004	*	A	L	3	11
5-16-2004	*	A	L	4	8
5-27-2004	+	N8	L <sup>(13)</sup>	7	11
4-29-2005	*	H	L	14	18
4-30-2005	*	H	W	6	5
5-1-2005	*	H	L	4	6
4-14-2006	*	A	W	7	6
4-15-2006	*	A	L	3	12
4-16-2006	*	A	L	4	22
5-25-2006	+	N9	W	3	2
5-27-2006 <sup>(1)</sup>	+	N9	L <sup>(10)</sup>	7	8
5-27-2006 <sup>(2)</sup>	+	N9	W	16	11
6-16-2006	!	N7	W	8	4
4-27-2007	*	H	W <sup>(11)</sup>	3	2
4-28-2007	*	H	W	10	3
4-29-2007	*	H	L	3	6
5-9-2008	*	A	L	1	5



CLEMSON'S LAST WIN OVER GEORGIA TECH CAME ON TYLER KRIEGER'S WALKOFF SINGLE AT DOUG KINGSMORE STADIUM IN THE SECOND GAME OF A DOUBLEHEADER ON APRIL 26, 2013.

5-10-2008	*	A	L	1	7
5-11-2008	*	A	W	16	6
5-24-2008	+	N9	W	10	4
4-24-2009	*	H	L	4	5
4-25-2009	*	H	W	8	5
4-26-2009	*	H	W	6	3
4-16-2010	*	A	L <sup>(10)</sup>	6	8
4-17-2010	*	A	L	3	4
4-18-2010	*	A	L	3	11
5-29-2010	+	N10	W	9	3
4-29-2011	*	H	W	4	2
4-30-2011	*	H	L	1	5
5-1-2011	*	H	W	3	1
5-25-2011	+	N3	W	9	0
4-27-2012	*	A	L <sup>(13)</sup>	5	6
4-28-2012	*	A	W	13	7
4-29-2012	*	A	W	11	8
5-26-2012	+	N10	L	1	5
4-26-2013 <sup>(1)</sup>	*	H	W	11	3
4-26-2013 <sup>(2)</sup>	*	H	W <sup>(11)</sup>	4	3
4-27-2013	*	H	L	9	14
5-23-2014	+	N10	L	0	3

\$ - NCAA District III Playoffs, Regional; \* - ACC regular-season game; + - ACC Tournament; ! - College World Series; N1 - Gastonia, N.C.; N2 - Chapel Hill, N.C.; N3 - Durham, N.C.; N4 - Greenville, S.C.; N5 - St. Petersburg, Fla.; N6 - Fort Mill, S.C.; N7 - Omaha, Neb.; N8 - Salem, Va.; N9 - Jacksonville, Fla.; N10 - Greensboro, N.C.

## LOUISVILLE

Overall:	.....	6-0
at Clemson:	.....	6-0
at Doug Kingsmore Stadium:	.....	6-0
Longest CU Win Streak:	.....	6 <sup>(1970-72)</sup>
Biggest CU Win:	.....	14-2 <sup>(1972)</sup>
Date	Site	W-L CU Op
3-7-1970 <sup>(1)</sup>	H	W <sup>(7)</sup> 10 0
3-7-1970 <sup>(2)</sup>	H	W <sup>(7)</sup> 8 1
3-6-1971 <sup>(1)</sup>	H	W <sup>(7)</sup> 4 0
3-6-1971 <sup>(2)</sup>	H	W <sup>(7)</sup> 9 2
3-4-1972	H	W 10 0
3-5-1972	H	W 14 2

## MAINE

Overall:	.....	19-1
at Clemson:	.....	18-1
at Doug Kingsmore Stadium:	.....	18-1
at Maine:	.....	1-0
NCAA Tournament Games:	.....	1-0
One-Run Games:	.....	2-1
Under Jack Leggett:	.....	18-1
Longest CU Win Streak:	.....	14 <sup>(1991-03)</sup>
Longest MAI Win Streak:	.....	1 <sup>(2012)</sup>
Biggest CU Win:	.....	18-2 <sup>(1998)</sup>
Biggest MAI Win:	.....	6-5 <sup>(2012)</sup>
Date	Site	W-L CU Op
5-26-1991	\$	A W 13 5
2-23-1996	H	W 7 3
2-24-1996 <sup>(1)</sup>	H	W 6 5
2-24-1996 <sup>(2)</sup>	H	W 5 1
2-25-1996	H	W 6 1
3-13-1998	H	W 12 2

3-14-1998 <sup>(1)</sup>	H	W	18	2
3-14-1998 <sup>(2)</sup>	H	W	19	11
3-21-2002	H	W	8	0
3-22-2002	H	W	13	0
3-23-2002	H	W	8	3
3-20-2003	H	W	8	6
3-21-2003	H	W	7	6
3-22-2003	H	W	11	7
2-24-2012	H	L	5	6
2-25-2012	H	W	9	5
2-26-2012	H	W	9	6
2-21-2014	H	W	5	2
2-22-2014	H	W	13	3
2-23-2014	H	W	10	2

\$ - NCAA Regional

## MICHIGAN STATE

Overall:	.....	7-9-1
at Clemson:	.....	4-9-1
at Doug Kingsmore Stadium:	.....	1-0
at Neutral:	.....	3-0
One-Run Games:	.....	0-3
Under Jack Leggett:	.....	4-0
Longest CU Win Streak:	.....	4 <sup>(2009-11)</sup>
Longest MSU Win Streak:	.....	5 <sup>(1950-52)</sup>
Biggest CU Win:	.....	15-2 <sup>(2009)</sup>
Biggest MSU Win:	.....	18-0 <sup>(1936)</sup>
Date	Site	W-L CU Op
3-25-1935	H	W 5 0
3-30-1936	H	L 0 18
3-25-1940	H	T <sup>(7)</sup> 3 3
3-25-1941	H	L 4 5
4-1-1942	H	L 5 11
3-24-1950	H	W 14 12
3-25-1950	H	L 5 18
3-26-1951	H	L 7 8
3-27-1951	H	L 6 16
3-24-1952	H	L 3 13
3-25-1952	H	L <sup>(8)</sup> 1 5
3-24-1958	H	W <sup>(7)</sup> 7 5
4-3-1958	H	L 2 3
3-10-2009	H	W 15 2
3-11-2009	N1	W 6 1
2-20-2010	N1	W 10 2
2-27-2011	N1	W 8 0

N1 - Greenville, S.C.

## NORTH CAROLINA

Overall:	.....	97-87-1
at Clemson:	.....	45-31-1
at Doug Kingsmore Stadium:	.....	37-17
at North Carolina:	.....	37-43
at Neutral:	.....	15-13
ACC Regular-Season Games:	.....	77-67
ACC Tournament Games:	.....	16-12
NCAA Tournament Games:	.....	0-1
One-Run Games:	.....	34-29
Extra-Inning Games:	.....	13-6
Under Jack Leggett:	.....	32-31
Longest CU Win Streak:	.....	8 <sup>(1972-75)</sup>
Longest UNC Win Streak:	.....	9 <sup>(2010-13)</sup>
Biggest CU Win:	.....	20-1 <sup>(1991)</sup>
Biggest UNC Win:	.....	14-0
Date	Site	W-L CU Op
4-6-1901	N1	L 0 14
5-8-1901	H	T <sup>(8)</sup> 2 2

3-29-1902	N1	L	5	16
4-5-1918	H	L	1	2
5-11-1940	H	L	4	10
4-9-1948	H	L	1	12
4-27-1951	A	W	4	3
4-25-1952	H	L	3	4
4-3-1953	A	L	4	5
4-30-1954	* H	W <sup>(10)</sup>	4	3
5-1-1954	* H	L	8	10
4-23-1955	* A	W	4	3
5-7-1955	* H	L	8	11
4-21-1956	* A	L	2	4
4-30-1956	* H	L	9	18
4-17-1957	* A	L	1	2
4-29-1957	* H	W	4	3
4-9-1958	* H	W	2	1
4-25-1958	* A	L	1	2
5-19-1958	^ N2	W	4	1
4-6-1959	* H	L	3	6
4-24-1959	* A	W	2	1
5-18-1959	^ N2	W	9	7
4-15-1960	* A	W	4	0
5-9-1960	* H	L	3	6
4-14-1961	* H	L	9	17
4-28-1961	* A	L	2	9
5-13-1961	% N3	W	7	4
4-27-1962	* A	L	5	11
5-11-1962	* H	W	11	4
4-20-1963	* H	W	8	2
5-11-1963	* A	L	4	6
4-18-1964	* A	L	3	4
5-9-1964	* H	L	5	12
4-9-1965	* H	W	6	5
4-30-1965	* A	L <sup>(13)</sup>	3	4
4-15-1966	* A	L	1	6
4-30-1966	* H	L <sup>(8)</sup>	3	5
4-7-1967	* H	W	6	1
5-8-1967	* A	W	2	0
4-13-1968 <sup>(1)</sup>	* H	L <sup>(7)</sup>	1	2
4-13-1968 <sup>(2)</sup>	* H	W <sup>(7)</sup>	4	0
5-2-1968	* A	W <sup>(10)</sup>	2	1
4-5-1969	* H	L	5	10
5-13-1969 <sup>(1)</sup>	* A	L <sup>(7)</sup>	2	5
5-13-1969 <sup>(2)</sup>	* A	W <sup>(7)</sup>	7	4
4-11-1970 <sup>(1)</sup>	* H	W <sup>(7)</sup>	6	4
4-11-1970 <sup>(2)</sup>	* H	W <sup>(8)</sup>	5	0
5-11-1970	* A	L	3	5
4-10-1971 <sup>(1)</sup>	* N4	L	1	2
4-10-1971 <sup>(2)</sup>	* N4	L	1	3
4-1-1972 <sup>(1)</sup>	* A	W <sup>(7)</sup>	8	0
4-1-1972 <sup>(2)</sup>	* A	L <sup>(7)</sup>	1	3
4-16-1972	* H	W <sup>(12)</sup>	5	4
4-3-1973	* H	W <sup>(8)</sup>	3	0
4-14-1973	* A	W	3	1
3-30-1974	* H	W	18	1
4-12-1974	* A	W	3	2
4-27-1974	+ N5	W	6	4
4-11-1975 <sup>(1)</sup>	* H	W <sup>(7)</sup>	6	2
4-11-1975 <sup>(2)</sup>	* H	W <sup>(7)</sup>	5	2
4-25-1975	+ A	L	2	7
4-26-1975	+ A	W	7	6
4-10-1976	* A	L <sup>(10)</sup>	2	3
4-11-1976	* A	W <sup>(12)</sup>	3	2
4-9-1977	* H	W	14	0
4-10-1977	* H	W	9	3
3-24-1978	* A	L	1	6
4-17-1978	* A	L <sup>(12)</sup>	9	10
3-27-1979	* H	W	6	5
3-28-1979	* H	W	7	4
4-5-1980	* H	L	3	14
4-12-1980	* A	L	3	4
4-26-1980	+ N5	W	12	3
3-21-1981	* A	L	7	10
4-12-1981	* H	W	6	2
4-25-1981	+ A	W	7	4
4-26-1981	+ A	W	7	5
3-18-1982	* A	L <sup>(10)</sup>	4	5
4-3-1982	* H	W	10	7
4-24-1982	+ A	L	0	3
4-22-1983	+ A	L	5	6
4-24-1983	+ A	W	5	2
4-25-1983	+ A	L	1	10
4-1-1984	* H	L	1	3
4-8-1984	* A	W	5	1
4-21-1984	+ N4	L	6	7
4-5-1985	* H	W	3	2
4-13-1985	* A	L	3	10
4-18-1985	+ N6	W	3	2
4-13-1986	* A	L	8	8

# GAME RESULTS VS. 2015 OPPONENTS

<b>3-11-2012</b>	*	H	L <sup>(11)</sup>	<b>5</b>	<b>6</b>
3-30-2013	*	A	L	3	10
3-31-2013	*	A	L	2	6
4-1-2013	*	A	W <sup>(11)</sup>	5	4
5-24-2013	+	N4	L <sup>(14)</sup>	7	12
* - ACC regular-season game; ^ - ACC Playoffs; % - not counted in ACC standings; + - ACC Tournament; ! - College World Series; N1 - Charlotte, N.C.; N2 - Gastonia, N.C.; N3 - Belmont, N.C.; N4 - Durham, N.C.; N5 - Raleigh, N.C.; N6 - Atlanta, Ga.; N7 - Greenville, S.C.; N8 - Fort Mill, S.C.; N9 - Salem, Va.; N10 - Omaha, Neb.					

## NORTH CAROLINA STATE

Overall:	113-77-1
at Clemson:	57-26-1
at Doug Kingsmore Stadium:	44-18
at NC State:	42-38
at Neutral:	14-13
ACC Regular-Season Games:	90-61
ACC Tournament Games:	18-12
One-Run Games:	24-22
Extra-Inning Games:	7-4-1
Under Jack Leggett:	47-27
Longest CU Win Streak:	10 <sup>(1976-79)</sup>
Longest NCS Win Streak:	5 <sup>(1959-61,85-87)</sup>
Biggest CU Win:	41-9 <sup>(1979)</sup>
Biggest NCS Win:	20-5 <sup>(1993)</sup>

Date	Site	W-L	CU	Op
<b>5-4-1921</b>	H	W <sup>(12)</sup>	<b>1</b>	<b>0</b>
<b>4-21-1926</b>	H	W	<b>11</b>	<b>5</b>
<b>5-9-1927</b>	H	W	<b>7</b>	<b>0</b>
<b>4-7-1934</b>	H	T <sup>(11)</sup>	<b>7</b>	<b>7</b>
3-30-1935	A	L	1	5
<b>5-1-1936</b>	H	L	<b>5</b>	<b>12</b>
<b>3-25-1947</b>	H	W	<b>10</b>	<b>9</b>
5-16-1949	N1	L	1	6
4-28-1951	A	L	5	7
4-4-1953	A	W	8	4
<b>4-2-1954</b>	* H	W	<b>5</b>	<b>1</b>
<b>4-3-1954</b>	* H	W	<b>8</b>	<b>4</b>
<b>4-2-1955</b>	* H	L <sup>(7)</sup>	<b>2</b>	<b>3</b>
4-26-1955	* A	W	12	10
<b>4-13-1956</b>	* H	L	<b>7</b>	<b>10</b>
5-8-1956	* A	L	1	5
<b>4-12-1957</b>	* H	L	<b>5</b>	<b>6</b>
4-22-1957	* A	L	2	8
4-16-1958	* A	W	6	5
5-3-1958	* A	W	15	11
<b>4-7-1959</b>	* H	L	<b>7</b>	<b>8</b>
5-2-1959	* A	L	2	9
4-16-1960	* A	L	0	5
<b>5-10-1960</b>	* H	L <sup>(10)</sup>	<b>7</b>	<b>8</b>
4-29-1961 <sup>(1)</sup>	* A	L <sup>(7)</sup>	1	2
4-29-1961 <sup>(2)</sup>	* A	W	11	6
4-28-1962	* A	W	9	2
<b>5-12-1962</b>	* H	L	<b>0</b>	<b>1</b>
<b>4-19-1963</b>	* H	W	<b>14</b>	<b>7</b>
5-10-1963	* A	W	12	11
4-17-1964	* A	L	2	3
<b>5-8-1964</b>	* H	W	<b>9</b>	<b>4</b>
<b>4-10-1965</b>	* H	L	<b>5</b>	<b>8</b>
5-1-1965	* A	W	6	4
4-16-1966	* A	L	6	7
<b>5-16-1966</b>	* H	W	<b>8</b>	<b>7</b>
<b>4-8-1967</b>	* H	W	<b>9</b>	<b>6</b>
5-9-1967	* A	W	8	5
<b>4-12-1968</b>	* H	W	<b>14</b>	<b>7</b>
5-3-1968 <sup>(1)</sup>	* A	L <sup>(7)</sup>	2	4
5-3-1968 <sup>(2)</sup>	* A	L <sup>(7)</sup>	1	6
<b>4-4-1969<sup>(1)</sup></b>	* H	W <sup>(7)</sup>	<b>5</b>	<b>3</b>
<b>4-4-1969<sup>(2)</sup></b>	* H	W <sup>(7)</sup>	<b>3</b>	<b>0</b>
5-12-1969	* A	L	1	7
<b>4-10-1970</b>	* H	W	<b>2</b>	<b>0</b>
5-12-1970 <sup>(1)</sup>	* A	W <sup>(7)</sup>	7	2
5-12-1970 <sup>(2)</sup>	* A	L <sup>(7)</sup>	2	3
3-28-1971	* N2	L	0	3
4-11-1971	* A	W	4	0
4-2-1972	* A	W	7	2
<b>4-15-1972<sup>(1)</sup></b>	* H	W <sup>(7)</sup>	<b>7</b>	<b>0</b>
<b>4-15-1972<sup>(2)</sup></b>	* H	L <sup>(7)</sup>	<b>2</b>	<b>3</b>
4-13-1973 <sup>(1)</sup>	* A	W <sup>(7)</sup>	8	1
4-13-1973 <sup>(2)</sup>	* A	L <sup>(7)</sup>	1	7
4-22-1973 <sup>(1)</sup>	+ N3	L <sup>(10)</sup>	4	8
4-22-1973 <sup>(2)</sup>	+ N3	L	2	3
4-7-1974	* A	W	2	1
<b>4-21-1974</b>	* H	W	<b>5</b>	<b>0</b>

4-28-1974 <sup>(1)</sup>	+	A	W	12	5
4-28-1974 <sup>(2)</sup>	+	A	L	6	8
<b>4-5-1975</b>	*	H	W	<b>6</b>	<b>5</b>
<b>4-6-1975</b>	*	H	L	<b>1</b>	<b>3</b>
4-27-1975	+ N3	L	W	2	3
4-3-1976	*	A	W	7	4
4-4-1976	*	A	W	8	0
<b>4-2-1977</b>	*	H	W	<b>7</b>	<b>3</b>
<b>4-22-1977</b>	+	H	W	<b>10</b>	<b>3</b>
<b>4-24-1977</b>	+	H	W	<b>14</b>	<b>6</b>
3-19-1978	*	A	W	4	0
4-18-1978	*	A	W <sup>(8)</sup>	2	1
<b>4-22-1978</b>	+	H	W	<b>12</b>	<b>1</b>
<b>3-31-1979</b>	*	H	W	<b>8</b>	<b>1</b>
4-7-1979	*	A	W	41	9
<b>4-6-1980</b>	*	H	L	<b>3</b>	<b>6</b>
4-25-1980	+	A	W	5	4
<b>4-11-1981<sup>(1)</sup></b>	*	H	W <sup>(7)</sup>	<b>6</b>	<b>1</b>
<b>4-11-1981<sup>(2)</sup></b>	*	H	W <sup>(7)</sup>	<b>2</b>	<b>0</b>
3-17-1982	*	A	W	9	6
<b>4-4-1982</b>	*	H	L	<b>13</b>	<b>16</b>
4-3-1983	*	A	L	4	6
<b>4-10-1983</b>	*	H	L	<b>4</b>	<b>8</b>
4-21-1983	+ N3	W	W	8	1
<b>3-31-1984</b>	*	H	L	<b>2</b>	<b>5</b>
4-7-1984	*	A	W	15	7
<b>4-6-1985</b>	*	H	W	<b>7</b>	<b>1</b>
4-14-1985	*	A	L	4	9
4-12-1986	*	A	L	8	12
<b>4-20-1986</b>	*	H	L	<b>2</b>	<b>6</b>
5-17-1986	+ N4	L	W	4	6
<b>4-4-1987<sup>(1)</sup></b>	*	H	L <sup>(7)</sup>	<b>6</b>	<b>7</b>
<b>4-4-1987<sup>(2)</sup></b>	*	H	W <sup>(7)</sup>	<b>15</b>	<b>5</b>
4-25-1987	* N3	W	W	9	8
5-15-1987	+ N5	W	W	8	0
5-16-1987	+ N5	L	W	7	11
<b>4-3-1988</b>	*	H	W	<b>9</b>	<b>8</b>
5-6-1988	*	A	L	3	6
5-7-1988	*	A	L	8	9
3-24-1989	*	A	W	6	4
<b>5-6-1989</b>	*	H	W	<b>11</b>	<b>3</b>
<b>5-7-1989</b>	*	H	W	<b>13</b>	<b>6</b>
5-16-1989	+ N5	W	W	9	2
<b>4-13-1990</b>	*	H	W	<b>6</b>	<b>3</b>
<b>4-14-1990</b>	*	H	W	<b>20</b>	<b>4</b>
<b>4-15-1990</b>	*	H	W	<b>6</b>	<b>5</b>
5-15-1990	+ N5	L	W	5	6
4-12-1991	* A	W	L	14	3
4-13-1991	* A	L	W	7	8
4-14-1991	* A	W	L	16	6
<b>4-10-1992</b>	*	H	W	<b>6</b>	<b>2</b>
<b>4-11-1992</b>	*	H	L	<b>3</b>	<b>6</b>
<b>4-12-1992</b>	*	H	W	<b>3</b>	<b>2</b>
5-12-1992	+ N5	L	W	1	11
5-13-1992	+ N5	L	W	3	7
4-9-1993	* A	W	L	4	1
4-10-1993	* A	L	W	5	20
4-11-1993	* A	L	L	12	13
5-19-1993	+ N5	W	L	11	7
<b>4-8-1994</b>	*	H	W <sup>(10)</sup>	<b>10</b>	<b>8</b>
<b>4-9-1994</b>	*	H	W	<b>9</b>	<b>5</b>
<b>4-10-1994</b>	*	H	W <sup>(10)</sup>	<b>6</b>	<b>5</b>
5-19-1994	+ N5	W	L	17	5
4-14-1995	* A	W <sup>(10)</sup>	L	17	15
4-15-1995	* A	W	L	13	1
4-16-1995	* A	W	L	13	4
5-20-1995	+ N5	W	L	16	7
<b>4-25-1996</b>	*	H	L	<b>6</b>	<b>18</b>
<b>4-26-1996</b>	*	H	W	<b>14</b>	<b>0</b>
<b>4-27-1996</b>	*	H	L <sup>(10)</sup>	<b>1</b>	<b>4</b>
4-18-1997	* A	L	W	9	16
4-19-1997	* A	L	L	4	17
4-20-1997	* A	L	W	7	9
5-17-1997	+ N6	W <sup>(10)</sup>	L	11	6
<b>4-17-1998</b>	*	H	W <sup>(12)</sup>	<b>11</b>	<b>10</b>
<b>4-18-1998</b>	*	H	W	<b>17</b>	<b>6</b>
5-14-1999	* A	L	W	9	19
5-15-1999	* A	L	L	4	7
5-16-1999	* A	W	L	7	4
5-19-1999	+ N4	W	L	7	6
<b>4-7-2000</b>	*	H	L	<b>1</b>	<b>5</b>
<b>4-8-2000</b>	*	H	W	<b>9</b>	<b>0</b>
<b>4-9-2000</b>	*	H	W	<b>8</b>	<b>4</b>
5-5-2001 <sup>(1)</sup>	* A	W	L	7	6
5-5-2001 <sup>(2)</sup>	* A	L	L	3	4
5-6-2001	* A	W	L	10	2
<b>4-5-2002</b>	*	H	W	<b>6</b>	<b>4</b>
<b>4-6-2002</b>	*	H	L	<b>0</b>	<b>3</b>
<b>4-7-2002</b>	*	H	W	<b>10</b>	<b>2</b>


5-24-2002	+	N6	W	5	3
3-28-2003	* A7	L <sup>(11)</sup>	2	3	
3-29-2003 <sup>(1)</sup>	* A7	L	2	12	
3-29-2003 <sup>(2)</sup>	* A7	W	12	10	
<b>4-23-2004</b>	* H	W	<b>2</b>	<b>1</b>	
<b>4-24-2004</b>	* H	W	<b>4</b>	<b>3</b>	
<b>4-25-2004</b>	* H	W	<b>9</b>	<b>6</b>	
5-28-2004	+ N8	W	12	1	
4-22-2005	* A	L	3	8	
4-23-2005	* A	W	16	9	
4-24-2005	* A	L	8	9	
5-27-2005	+ N9	W	5	4	
<b>3-24-2006</b>	* H	W	<b>9</b>	<b>5</b>	
<b>3-25-2006</b>	* H	W	<b>4</b>	<b>2</b>	
<b>3-26-2006</b>	* H	W	<b>6</b>	<b>2</b>	
5-28-2006	+ N9	W	8	4	
5-17-2007	* A	L	4	11	
5-18-2007	* A	L	5	6	
5-19-2007	* A	W	6	3	
<b>3-21-2008</b>	* H	L	<b>4</b>	<b>5</b>	
<b>3-22-2008</b>	* H	W	<b>3</b>	<b>2</b>	
<b>3-23-2008</b>	* H	W	<b>2</b>	<b>0</b>	
5-22-2008	+ N9	L <sup>(7)</sup>	0	10	
5-14-2009	* A	W	13	8	
5-15-2009	* A	W	11	5	
5-16-2009	* A	W	5	4	
<b>3-13-2010<sup>(1)</sup></b>	* H	W	<b>12</b>	<b>7</b>	
<b>3-13-2010<sup>(2)</sup></b>	* H	W	<b>12</b>	<b>6</b>	
<b>3-14-2010</b>	* H	W	<b>7</b>	<b>6</b>	
5-26-2010	+ N10	L	8	13	
3-25-2011	* A	L	0	6	
3-26-2011	* A	L	3	5	
3-27-2011	* A	W	7	3	
5-28-2011	+ N4	W	6	3	
<b>4-13-2012</b>	* H	W <sup>(12)</sup>	<b>7</b>	<b>6</b>	
<b>4-14-2012</b>	* H	L	<b>1</b>	<b>3</b>	
<b>4-15-2012</b>	* H	L	<b>3</b>	<b>6</b>	
3-8-2013	* A	W	10	5	
3-9-2013	* A	W	7	4	
3-10-2013	* A	L	1	4	
5-22-2013	+ N4	L	3	6	
<b>4-5-2014</b>	* H	W	<b>6</b>	<b>1</b>	
<b>4-6-2014</b>	* H	L	<b>4</b>	<b>9</b>	
<b>4-7-2014</b>	* H	L	<b>1</b>	<b>7</b>	
* - ACC regular-season game; + - ACC Tournament; N1 - Laurinburg, N.C.; N2 - Columbia, S.C.; N3 - Chapel Hill, N.C.; N4 - Durham, N.C.; N5 - Greenville, S.C.; N6 - St. Petersburg, Fla.; A7 - Kinston, N.C.; N8 - Salem, Va.; N9 - Jacksonville, Fla.; N10 - Greensboro, N.C.					

## NOTRE DAME

Overall:.....	1-3			
at Clemson:.....	0-1			
at Doug Kingsmore Stadium:.....	0-1			
at Notre Dame:.....	1-2			
ACC Regular-Season Games:.....	1-2			
NCAA Tournament Games:.....	0-1			
One-Run Games:.....	0-1			
Under <b>Jack Leggett</b> :.....	1-3			
Longest CU Win Streak:.....	1 <sup>(2014)</sup>			
Longest UND Win Streak:.....	2 <sup>(1994-14)</sup>			
Biggest CU Win:.....	8-0 <sup>(2014)</sup>			
Biggest UND Win:.....	11-3 <sup>(2014)</sup>			
<b>Date</b>	<b>Site</b>	<b>W-L</b>	<b>CU</b>	<b>Op</b>
<b>5-27-1994</b>	<b>*</b>	<b>H</b>	<b>L</b>	<b>1 8</b>
5-9-2014	*	A	L	1 2
5-10-2014	*	A	W	8 0
5-11-2014	*	A	L	3 11
\$ - NCAA Regional				

## PRESBYTERIAN COLLEGE

Overall:.....	62-21			
at Clemson:.....	37-8			
at Doug Kingsmore Stadium:.....	5-1			
at Presbyterian College:.....	22-10			
at Neutral:.....	3-3			
One-Run Games:.....	12-7			
Extra-Inning Games:.....	4-2			
Under Jack Leggett:.....	6-2			
Longest CU Win Streak:.....	10 <sup>(1911-15)</sup>			
Longest PRE Win Streak:.....	4 <sup>(1943-45)</sup>			
Biggest CU Win:.....	22-0 <sup>(1941)</sup>			
Biggest PRE Win:.....	19-5 <sup>(1949)</sup>			
<b>Date</b>	<b>Site</b>	<b>W-L</b>	<b>CU</b>	<b>Op</b>
4-26-1906	N1	W	8	0
3-23-1907	A	W	15	1



CLEMSON DEFEATED NC STATE 8-4 IN THE 2006 ACC TOURN

# GAME RESULTS VS. 2015 OPPONENTS

5-11-1901	A	W	12	4
4-26-1902	A	W	3	1
3-30-1907	H	W	4	2
4-29-1907	A	L	2	6
4-9-1908	H	L	2	4
5-7-1909	A	L	0	3
5-8-1909	A	W	4	2
5-12-1916	N2	L	0	4
5-13-1916	N2	W	7	5
4-2-1917	A	L	1	2
4-3-1917	A	W	18	2
4-16-1917	H	W	4	2
4-17-1917	H	W	6	3
5-17-1918	A	W	3	2
5-18-1918	A	L <sup>(12)</sup>	2	3
4-25-1919	H	L	1	2
4-26-1919	H	W	8	2
5-16-1919	A	W	4	0
5-17-1919	A	W	1	0
4-16-1920	A	W <sup>(8)</sup>	14	9
4-17-1920	A	W	14	5
5-11-1920	H	W	5	3
5-12-1920	H	L	5	8
5-5-1921	H	W	5	0
4-26-1922	H	W	3	1
5-13-1922	A	L	4	8
4-17-1924	H	W	6	0
5-10-1924	A	W	8	7
4-24-1925	H	W	6	2
5-2-1925	A	L	7	8
4-17-1926	A	L	0	3
4-8-1927	H	W	4	3
4-13-1927	A	L <sup>(11)</sup>	8	9
4-13-1928	H	W	6	0
4-18-1928	A	T <sup>(11)</sup>	3	3
4-1-1929	H	L <sup>(11)</sup>	0	2
5-9-1929	A	L	6	8
4-19-1930 <sup>(1)</sup>	H	W	4	1
4-19-1930 <sup>(2)</sup>	H	L	2	9
4-28-1930	A	L	2	18
4-29-1930	A	L <sup>(10)</sup>	3	5
5-2-1931	A	L	1	10
5-13-1931	H	W	5	4
5-14-1931	H	L	1	5
4-15-1932	A	L	0	4
4-16-1932	A	W	10	4
4-26-1932 <sup>(1)</sup>	H	W	13	9
4-26-1932 <sup>(2)</sup>	H	L <sup>(7)</sup>	2	5
5-12-1932	H	W	10	9
5-13-1932	H	W	6	5
3-30-1933	A	L	4	5
3-31-1933	A	L	0	6
4-17-1933	H	L	3	4
4-12-1934	H	L	1	8
5-2-1934	A	L	4	6
4-16-1935	H	W	5	4
5-9-1935	A	L	0	2
4-24-1936	A	W	7	1
5-5-1936	H	L	5	6
4-27-1937	A	L	3	4
5-8-1937	H	L	4	5
5-3-1938	H	L	3	12
5-10-1938	A	L	0	3
4-27-1939	H	W	9	7
5-1-1939	A	W <sup>(10)</sup>	7	5
4-11-1940	A	W	7	6
4-26-1940	H	W	7	1
4-25-1941	H	W	3	1
5-8-1941	A	L	3	5
4-24-1942	H	W	6	5
5-8-1942	A	W	9	5
4-27-1945	H	W	6	4
5-4-1945	A	L	7	11
5-5-1945	A	L	0	4
4-3-1946	A	L	1	2
5-18-1946	H	W	12	2
4-11-1947	A	W	4	1
4-12-1947	A	W	17	8
5-23-1947	H	W	17	3
5-24-1947	H	W	10	8
4-16-1948	H	L	4	7
4-17-1948	H	W	11	2
5-21-1948	A	W	7	2
5-22-1948	A	W	6	5
5-6-1949	H	W <sup>(11)</sup>	6	5
5-20-1949	A	L	2	4
5-21-1949	A	L	6	7
5-5-1950	A	W	14	5
5-6-1950	A	L	2	10

5-15-1950		H	W <sup>(11)</sup>	8	7
5-16-1950		H	W	18	9
4-9-1951		H	W	8	6
4-10-1951		H	W	11	1
5-11-1951		N3	W	12	4
5-12-1951		A	W <sup>(7)</sup>	16	5
4-4-1952		N3	W	5	2
4-5-1952		A	L	4	6
5-9-1952		H	W	3	1
4-13-1953		H	W	13	4
4-14-1953		H	L	7	9
5-8-1953		A	W	2	0
5-9-1953		A	L	4	13
4-13-1954	*	A	W	10	1
5-4-1954	*	H	W	2	0
4-30-1955	*	H	L	3	4
5-11-1955	*	A	L	2	9
4-27-1956	*	A	W	5	1
5-11-1956	*	H	L	3	12
4-27-1957	*	A	L	3	4
5-14-1957	*	H	W	10	6
4-21-1958	*	H	W	5	3
5-9-1958	*	A	W	9	2
4-3-1959	*	A	W	11	0
5-12-1959	*	H	W	10	1
4-23-1960	*	H	W	12	10
5-5-1960	*	A	L	1	2
4-18-1961	*	H	W	21	5
4-25-1961	*	A	W	3	1
4-24-1962	*	A	W	5	4
5-8-1962	*	H	W	27	17
4-23-1963	*	H	W	9	2
5-14-1963	*	A	W	5	1
4-28-1964	*	A	W	4	2
5-12-1964	*	H	W	5	3
5-4-1965	*	H	W	18	1
5-13-1965	*	A	W	9	3
4-26-1966	*	H	W	11	6
5-19-1966	*	A	W	8	2
4-11-1967	*	A	L	1	4
4-18-1967	*	H	W	8	1
4-16-1968	*	H	W	6	5
5-7-1968 <sup>(1)</sup>	*	A	W <sup>(7)</sup>	1	0
5-7-1968 <sup>(2)</sup>	*	A	L <sup>(7)</sup>	3	4
4-16-1969	*	A	T <sup>(13)</sup>	4	4
5-6-1969 <sup>(1)</sup>	*	H	L <sup>(7)</sup>	1	2
5-6-1969 <sup>(2)</sup>	*	H	W <sup>(7)</sup>	7	3
4-14-1970 <sup>(1)</sup>	*	A	L <sup>(7)</sup>	1	2
4-14-1970 <sup>(2)</sup>	*	A	W <sup>(7)</sup>	2	1
5-5-1970	*	H	W	4	0
4-25-1971	*	H	W	8	2
5-4-1971	*	A	W	8	4
4-4-1972		H	W	8	0
4-5-1972		A	L	1	2
4-21-1972		N4	W	5	2
4-4-1973		A	W	4	2
4-10-1973		H	L	1	3
4-28-1973		N5	W	9	5
3-28-1974		H	L	0	3
4-16-1975		A	L	2	6
4-2-1976		A	W	10	6
4-13-1976		H	L	3	4
5-22-1976	\$	A	W	10	4
3-28-1977		H	L	1	2
4-12-1977 <sup>(1)</sup>		A	L <sup>(7)</sup>	6	7
4-12-1977 <sup>(2)</sup>		A	L <sup>(7)</sup>	2	7
4-1-1978		A	W	10	2
4-2-1978		A	L	6	10
4-30-1978		H	W	11	4
3-24-1979		A	W	3	1
3-25-1979		A	L	6	7
4-14-1979		H	W	1	0
4-15-1979		H	W	6	3
4-15-1980		H	W	9	3
4-16-1980		H	W	4	3
5-10-1980		A	L	1	6
5-11-1980		A	L	1	4
5-24-1980	\$	H	W	6	2
5-25-1980	\$	H	W	17	12
4-3-1981		A	L	2	6
4-4-1981		A	L	7	12
4-13-1981		H	W <sup>(11)</sup>	5	4
4-14-1981		H	L	2	12
4-11-1982		H	W	4	1
4-12-1982		H	L	4	5
5-16-1982		A	L	5	11
5-17-1982		A	L	1	4
3-4-1983		H	W	8	0
4-26-1983		H	L <sup>(10)</sup>	3	8

4-30-1983	A	W	8	1
5-1-1983	A	L	3	4
4-26-1985	A	L	2	14
4-27-1985	A	L	6	11
4-28-1985	A	L	5	6
5-14-1985	H	L	6	12
5-15-1985	H	L	6	8
5-16-1985	H	L	3	8
5-25-1986	H	W	16	5
4-26-1986	H	W	9	5
4-27-1986	H	L <sup>(12)</sup>	4	9
5-3-1986	A	W	14	11
5-4-1986	A	L	0	5
5-5-1986	A	W	7	6
4-20-1987	H	W	5	3
4-21-1987	H	W	7	3
5-2-1987	A	W	5	3
5-3-1987	A	W	8	7
4-22-1988	H	W	7	6
4-23-1988	H	L	7	11
4-24-1988	H	W	8	5
4-30-1988	A	W	5	2
5-1-1988	A	L	6	7
3-31-1989	H	W	7	1
4-1-1989	H	W	12	6
4-2-1989	H	W	9	6
4-20-1989	A	W	5	3
4-21-1989	A	L	3	8
4-22-1989	A	L	1	7
3-31-1990	N6	W	6	0
4-1-1990	H	W <sup>(11)</sup>	6	5
4-2-1990	H	W	9	0
4-12-1990	A	L	2	21
5-6-1990 <sup>(1)</sup>	A	L	4	5
5-6-1990 <sup>(2)</sup>	A	L <sup>(7)</sup>	3	7
3-22-1991	A	L	4	12
3-23-1991	A	L	10	11
3-24-1991	A	W	5	3
3-28-1991	H	W <sup>(7)</sup>	7	5
4-4-1991	H	W	10	1
4-25-1991	H	W	7	6
3-26-1992	A	L	6	8
4-8-1992	H	W	5	3
4-21-1992	H	W	10	9
4-6-1993	H	W	17	3
4-7-1993	A	W	9	8
4-21-1993	H	W <sup>(11)</sup>	8	7
5-12-1993	A	L	5	8
3-16-1994	H	L	4	7
4-6-1994	A	W	7	2
4-13-1994	A	L <sup>(17)</sup>	4	5
4-20-1994	H	L	3	4
3-28-1995	A	L	2	4
4-4-1995	H	W	7	2
4-12-1995	H	W	11	1
4-26-1995	A	W	18	6
4-3-1996	A	W	4	2
4-10-1996	H	W	11	0
4-17-1996	H	W	8	0
4-23-1996	A	W	7	5
4-2-1997	H	L	3	11
4-9-1997	A	W	15	1
4-16-1997	H	W	12	9
4-23-1997	A	L	16	38
4-1-1998	A	W	6	4
4-14-1999	A	W	8	7
4-21-1999	H	W	5	4
4-12-2000	H	L	3	6
4-19-2000	A	L <sup>(12)</sup>	8	9
3-3-2001	H	L	8	21
3-4-2001	A	W	7	4
4-18-2001	A	L	3	9
4-25-2001	H	L	1	2
3-2-2002	A	W	9	7
3-3-2002	H	W <sup>(10)</sup>	11	10
4-17-2002	H	L	6	8
4-24-2002	A	W	4	1
6-19-2002	! N7	L	4	12
6-21-2002	! N7	L	2	10
3-1-2003	H	W	8	0
3-2-2003	A	L	4	6
4-2-2003	A	W	4	2
4-9-2003	H	W	4	2
3-6-2004	A	L	2	5
3-7-2004	H	L <sup>(10)</sup>	7	8
4-7-2004	H	W	9	4
4-14-2004	A	W	13	5
3-12-2005	H	L	3	6
3-13-2005	A	L	5	6

4-13-2005	H	W	12	2	
4-20-2005	A	W	7	5	
3-4-2006	A	L	2	6	
3-5-2006	H	W	6	4	
4-5-2006	A	W	3	2	
4-12-2006	H	W	10	5	
3-3-2007	H	L	0	12	
3-4-2007	A	L	2	3	
4-18-2007	A	L	2	4	
4-25-2007	H	W	14	5	
3-1-2008	A	L	1	10	
3-2-2008	H	L	1	5	
4-9-2008	A	L	1	7	
4-16-2008	H	L	0	6	
2-28-2009	H	L	1	3	
4-7-2009	A	L	6	7	
4-8-2009	H	W	7	5	
4-22-2009	A	W	12	2	
3-5-2010	H	W	4	3	
3-6-2010	N6	L	5	7	
3-7-2010	A	W	19	6	
6-25-2010	! N7	L	1	5	
6-26-2010	! N7	L	3	4	
3-4-2011	A	L	3	6	
3-6-2011	H	W	10	5	
3-8-2011	N6	L	4	5	
3-2-2012	N1	L <sup>(11)</sup>	2	3	
3-3-2012	A	L	6	9	
3-4-2012	H	W	6	5	
6-2-2012	\$	A <sup>L<sup>(12)</sup></sup>	4	5	
6-3-2012	\$	A	L	3	4
3-1-2013	H	L	0	6	
3-2-2013	N6	W	6	3	
3-3-2013	A	L	0	8	
2-28-2014	A	L	6	9	
3-1-2014	N6	L	2	10	
3-2-2014	H	L	3	5	
* - ACC regular-season game; \$ - NCAA Regional; ! - College World Series; N1 - Charleston, S.C.; N2 - Anderson, S.C.; N3 - Orangeburg, S.C.; N4 - Sumter, S.C.; N5 - Spartanburg, S.C.; N6 - Greenville, S.C.; N7 - Omaha, Neb.					
VIRGINIA TECH					
Overall:.....39-23-2					
at Clemson:.....24-7-1					
at Doug Kingsmore Stadium:....18-2					
at Virginia Tech: .....10-14-1					
at Neutral: .....5-2					
ACC Regular-Season Games:....20-4					
ACC Tournament Games: .....0-1					
One-Run Games: .....7-7					
Extra-Inning Games: .....2-0-1					
Under Jack Leggett: .....23-5					
Longest CU Win Streak:.....11 <sup>(2005-08)</sup>					
Longest VAT Win Streak:.....4 <sup>(1916-25)</sup>					
Biggest CU Win: .....11-0 <sup>(1966)</sup>					
Biggest VAT Win: .....20-6 <sup>(1985)</sup>					
Date	Site	W-L	C	Opps	
4-5-1902	N1	W <sup>(7)</sup>	9	0	
4-13-1916	H	W	11	1	
4-14-1916	H	L	3	4	
5-1-1916	A	L	7	10	
4-25-1923	H	L	4	12	
5-8-1925	H	L	1	4	
3-22-1948	H	T <sup>(10)</sup>	8	8	
5-26-1950	N2	W	1	0	
5-22-1954	^	H	L	10	11
5-24-1954	^	A	L	1	7
3-21-1966	H	W	11	0	
3-22-1966	H	W	9	6	
5-16-1967 <sup>(1)</sup>	A	W <sup>(7)</sup>	6	1	
5-16-1967 <sup>(2)</sup>	A	L <sup>(7)</sup>	2	4	
3-22-1968	H	L <sup>(6)</sup>	2	6	
3-23-1968	H	W	2	1	
3-21-1969	H	W	5	4	
3-22-1969	H	W <sup>(7)</sup>	5	4	
5-14-1969	A	L	2	3	
5-15-1969	A	L	1	8	
3-18-1970	N3	W <sup>(8)</sup>	5	4	
3-19-1970	N3	W <sup>(7)</sup>	6	3	
5-13-1970	A	L	5	14	
5-14-1970	A	L	0	1	
5-15-1971	A	W <sup>(7)</sup>	6	4	
3-17-1972	N3	W	6	4	
3-18-1972	N3	L	3	4	
5-7-1979	A	L	8	11	

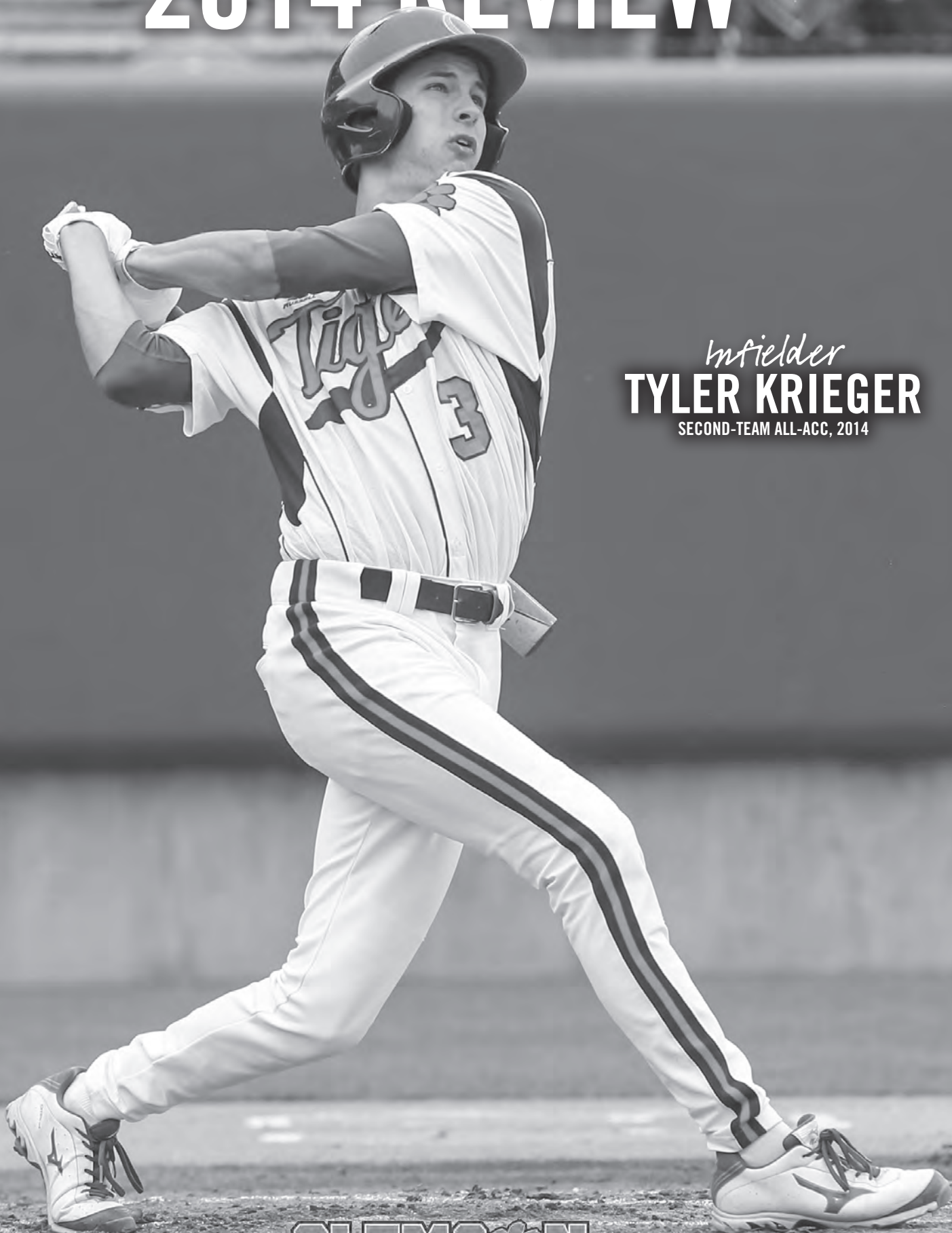
# GAME RESULTS VS. 2015 OPPONENTS

4-26-1963	*	A	L	5	14
<b>5-4-1963</b>	*	<b>H</b>	<b>L</b>	<b>8</b>	<b>14</b>
4-25-1964	*	A	L <sup>(11)</sup>	3	4
<b>5-1-1964</b>	*	<b>H</b>	<b>L</b>	<b>0</b>	<b>3</b>
<b>4-24-1965</b>	*	<b>H</b>	<b>W</b>	<b>9</b>	<b>5</b>
5-8-1965	*	A	W	2	0
<b>4-5-1966</b>	*	<b>H</b>	<b>W</b>	<b>7</b>	<b>3</b>
4-23-1966	*	A	L	5	6
4-14-1967	*	A	W	8	2
<b>4-6-1968<sup>(1)</sup></b>	*	<b>H</b>	<b>W<sup>(7)</sup></b>	<b>11</b>	<b>0</b>
<b>4-6-1968<sup>(2)</sup></b>	*	<b>H</b>	<b>W<sup>(7)</sup></b>	<b>9</b>	<b>0</b>
5-10-1968	*	A	W <sup>(10)</sup>	2	0
4-8-1969 <sup>(1)</sup>	*	A	W <sup>(7)</sup>	4	3
4-8-1969 <sup>(2)</sup>	*	A	L <sup>(7)</sup>	0	11
<b>5-9-1969</b>	*	<b>H</b>	<b>W</b>	<b>7</b>	<b>6</b>
<b>4-4-1970<sup>(1)</sup></b>	*	<b>H</b>	<b>W<sup>(7)</sup></b>	<b>2</b>	<b>1</b>
<b>4-4-1970<sup>(2)</sup></b>	*	<b>H</b>	<b>W<sup>(7)</sup></b>	<b>5</b>	<b>0</b>
5-15-1970	*	A	W	9	5
<b>4-3-1971</b>	*	<b>H</b>	<b>W</b>	<b>2</b>	<b>1</b>
5-14-1971	*	A	W	9	1
<b>4-8-1972<sup>(1)</sup></b>	*	<b>H</b>	<b>W<sup>(7)</sup></b>	<b>2</b>	<b>0</b>
<b>4-8-1972<sup>(2)</sup></b>	*	<b>H</b>	<b>W<sup>(7)</sup></b>	<b>4</b>	<b>3</b>
5-5-1972	*	A	L	8	9
3-27-1973	*	A	W	7	0
<b>4-9-1973</b>	*	<b>H</b>	<b>W</b>	<b>5</b>	<b>3</b>
4-20-1973	+	N4	W	10	3
4-6-1974	*	A	W	7	0
<b>4-20-1974</b>	*	<b>H</b>	<b>W</b>	<b>12</b>	<b>3</b>
4-19-1975	*	A	W	7	2
4-20-1975	*	A	W	6	1
4-26-1975	+	N4	W	15	1
3-31-1976 <sup>(1)</sup>	*	N5	W	7	5
3-31-1976 <sup>(2)</sup>	*	N5	W	4	2
<b>4-23-1976</b>	+	<b>H</b>	<b>W</b>	<b>2</b>	<b>0</b>
3-19-1977	*	A	W	11	6
3-20-1977	*	A	W	13	12
<b>4-23-1977</b>	+	<b>H</b>	<b>L</b>	<b>4</b>	<b>5</b>
<b>4-24-1977</b>	+	<b>H</b>	<b>L</b>	<b>9</b>	<b>22</b>
<b>3-12-1978</b>	*	<b>H</b>	<b>W</b>	<b>8</b>	<b>1</b>
<b>3-13-1978</b>	*	<b>H</b>	<b>W</b>	<b>11</b>	<b>3</b>
<b>4-24-1978</b>	+	<b>H</b>	<b>W</b>	<b>7</b>	<b>2</b>
4-8-1979	*	A	W <sup>(16)</sup>	8	6
4-9-1979	*	A	W	13	7
<b>3-14-1980</b>	*	<b>H</b>	<b>W<sup>(10)</sup></b>	<b>5</b>	<b>4</b>
4-11-1980	*	A	L	4	5
4-22-1980	+	N6	W	4	0
3-20-1981	*	A	L	6	7
<b>4-5-1981</b>	*	<b>H</b>	<b>W<sup>(11)</sup></b>	<b>6</b>	<b>5</b>
4-24-1981	+	N4	W <sup>(10)</sup>	6	5
<b>3-14-1982</b>	*	<b>H</b>	<b>W</b>	<b>13</b>	<b>1</b>
<b>3-26-1983</b>	*	<b>H</b>	<b>W</b>	<b>8</b>	<b>4</b>
4-16-1983	*	A	L	2	7
4-6-1984	*	A	W	13	1
<b>4-14-1984</b>	*	<b>H</b>	<b>W</b>	<b>9</b>	<b>3</b>
3-23-1985	*	A	W	10	9
3-24-1985	*	A	W	7	4
<b>3-29-1986</b>	*	<b>H</b>	<b>W</b>	<b>7</b>	<b>1</b>
<b>3-30-1986</b>	*	<b>H</b>	<b>W</b>	<b>22</b>	<b>2</b>
5-14-1986	+	N7	W <sup>(14)</sup>	6	5
4-10-1987	*	A	W	12	6
4-11-1987	*	A	W	13	11
<b>4-16-1987</b>	*	<b>H</b>	<b>W</b>	<b>13</b>	<b>3</b>
5-13-1987	+	N8	W	11	4
4-10-1988	*	A	W	8	7
<b>4-16-1988</b>	*	<b>H</b>	<b>W</b>	<b>11</b>	<b>7</b>
<b>4-17-1988</b>	*	<b>H</b>	<b>W</b>	<b>8</b>	<b>5</b>
3-19-1989	*	A	W	11	0
3-20-1989	*	A	W	6	2
<b>4-9-1989</b>	*	<b>H</b>	<b>W</b>	<b>6</b>	<b>3</b>
<b>3-9-1990</b>	*	<b>H</b>	<b>W</b>	<b>10</b>	<b>4</b>
<b>3-10-1990</b>	*	<b>H</b>	<b>L</b>	<b>1</b>	<b>3</b>
<b>3-11-1990</b>	*	<b>H</b>	<b>W</b>	<b>11</b>	<b>8</b>
3-9-1991 <sup>(1)</sup>	*	A	L <sup>(7)</sup>	10	11
3-9-1991 <sup>(2)</sup>	*	A	W <sup>(7)</sup>	13	7
3-10-1991	*	A	W	11	5
5-12-1991	+	N8	W	7	2
<b>3-7-1992<sup>(1)</sup></b>	*	<b>H</b>	<b>W<sup>(7)</sup></b>	<b>7</b>	<b>2</b>
<b>3-7-1992<sup>(2)</sup></b>	*	<b>H</b>	<b>W<sup>(8)</sup></b>	<b>2</b>	<b>1</b>
<b>3-8-1992</b>	*	<b>H</b>	<b>W</b>	<b>7</b>	<b>5</b>
3-6-1993 <sup>(1)</sup>	*	A	L <sup>(7)</sup>	1	3
3-6-1993 <sup>(2)</sup>	*	A	W <sup>(7)</sup>	4	1
3-7-1993	*	A	W	8	5
<b>3-4-1994</b>	*	<b>H</b>	<b>W</b>	<b>5</b>	<b>4</b>
<b>3-5-1994</b>	*	<b>H</b>	<b>W</b>	<b>5</b>	<b>4</b>
<b>3-6-1994</b>	*	<b>H</b>	<b>W</b>	<b>8</b>	<b>6</b>
3-17-1995	*	A	W	10	7
3-18-1995	*	A	W	4	3
3-19-1995	*	A	W	10	5
<b>4-5-1996</b>	*	<b>H</b>	<b>W</b>	<b>9</b>	<b>1</b>

<b>4-6-1996</b>	*	<b>H</b>	<b>W</b>	<b>6</b>	<b>0</b>
<b>4-7-1996</b>	*	<b>H</b>	<b>L</b>	<b>7</b>	<b>8</b>
3-28-1997	*	A	L	2	11
3-29-1997	*	A	W	10	9
3-30-1997	*	A	W	18	7
5-14-1997	+	N9	W	8	6
<b>3-27-1998</b>	*	<b>H</b>	<b>W</b>	<b>10</b>	<b>2</b>
<b>3-28-1998</b>	*	<b>H</b>	<b>W</b>	<b>6</b>	<b>5</b>
<b>3-29-1998</b>	*	<b>H</b>	<b>L</b>	<b>2</b>	<b>8</b>
3-26-1999	*	A	L	1	5
3-27-1999	*	A	L	6	11
3-28-1999	*	A	L	2	10
5-20-1999	+	N7	L	3	6
5-22-1999	+	N7	L	5	9
<b>4-15-2000<sup>(1)</sup></b>	*	<b>H</b>	<b>W<sup>(12)</sup></b>	<b>6</b>	<b>5</b>
<b>4-15-2000<sup>(2)</sup></b>	*	<b>H</b>	<b>W</b>	<b>5</b>	<b>4</b>
<b>4-16-2000</b>	*	<b>H</b>	<b>L</b>	<b>4</b>	<b>6</b>
3-23-2001	*	A	W <sup>(12)</sup>	4	1
3-24-2001	*	A	L	3	12
3-25-2001	*	A	W	9	1
<b>4-26-2002</b>	*	<b>H</b>	<b>L</b>	<b>2</b>	<b>4</b>
<b>4-27-2002</b>	*	<b>H</b>	<b>W</b>	<b>5</b>	<b>3</b>
<b>4-28-2002</b>	*	<b>H</b>	<b>W</b>	<b>4</b>	<b>0</b>
5-25-2002	+	N9	W	8	6
5-15-2003	*	A	W	6	2
5-16-2003	*	A	W	14	3
5-17-2003	*	A	W	4	3
<b>3-26-2004</b>	*	<b>H</b>	<b>W</b>	<b>13</b>	<b>6</b>
<b>3-27-2004</b>	*	<b>H</b>	<b>W</b>	<b>7</b>	<b>4</b>
<b>3-28-2004</b>	*	<b>H</b>	<b>W</b>	<b>6</b>	<b>5</b>
5-13-2005	*	A	W	4	1
5-14-2005	*	A	W <sup>(11)</sup>	17	14
5-15-2005	*	A	W	6	5
<b>5-18-2006</b>	*	<b>H</b>	<b>W</b>	<b>26</b>	<b>1</b>
<b>5-19-2006</b>	*	<b>H</b>	<b>W</b>	<b>6</b>	<b>0</b>
<b>5-20-2006</b>	*	<b>H</b>	<b>W</b>	<b>7</b>	<b>3</b>
5-24-2006	+	N10	W <sup>(7)</sup>	13	1
4-13-2007	*	A	W	6	2
4-14-2007	*	A	L	5	6
4-15-2007	*	A	W	5	4
5-25-2007	+	N10	L	2	3
3-8-2008	*	A	L	11	13
3-9-2008 <sup>(1)</sup>	*	A	L	3	5
3-9-2008 <sup>(2)</sup>	*	A	W	12	11
<b>3-13-2009<sup>(1)</sup></b>	*	<b>H</b>	<b>W</b>	<b>4</b>	<b>1</b>
<b>3-13-2009<sup>(2)</sup></b>	*	<b>H</b>	<b>W</b>	<b>6</b>	<b>1</b>
<b>3-15-2009</b>	*	<b>H</b>	<b>W</b>	<b>7</b>	<b>3</b>
5-14-2010	*	A	L	5	9
5-15-2010	*	A	W	17	5
5-16-2010	*	A	L	2	11
<b>4-22-2011</b>	*	<b>H</b>	<b>W</b>	<b>2</b>	<b>0</b>
<b>4-23-2011</b>	*	<b>H</b>	<b>L</b>	<b>3</b>	<b>9</b>
<b>4-24-2011</b>	*	<b>H</b>	<b>W</b>	<b>10</b>	<b>4</b>
5-17-2012	*	A	L	2	5
5-18-2012	*	A	L	1	2
5-19-2012	*	A	L	0	7
<b>4-12-2013</b>	*	<b>H</b>	<b>W</b>	<b>8</b>	<b>2</b>
<b>4-13-2013</b>	*	<b>H</b>	<b>W</b>	<b>1</b>	<b>0</b>
<b>4-14-2013</b>	*	<b>H</b>	<b>W<sup>(11)</sup></b>	<b>6</b>	<b>4</b>
3-14-2014	*	A	L	3	4
3-15-2014 <sup>(1)</sup>	*	A	W	16	6
3-15-2014 <sup>(2)</sup>	*	A	W	7	4
* - ACC regular-season game; + - ACC Playoffs; + - ACC Tournament; % - not counted in ACC standings; N1 - Greensboro, N.C.; N2 - Thomasville, N.C.; N3 - Belmont, N.C.; N4 - Chapel Hill, N.C.; N5 - Columbia, S.C.; N6 - Raleigh, N.C.; N7 - Durham, N.C.; N8 - Greenville, S.C.; N9 - St. Petersburg, Fla.; N10 - Jacksonville, Fla.					
<b>WEST VIRGINIA</b>					
Overall:.....	10-0				
at Clemson:.....	6-0				
at Doug Kingsmore Stadium:.....	6-0				
at Neutral:.....	4-0				
NCAA Tournament Games:.....	3-0				
One-Run Games:.....	1-0				
Under <b>Jack Leggett</b> :.....	2-0				
Longest CU Win Streak:.....	10 <sup>(1951-05)</sup>				
Biggest CU Win:.....	26-6 <sup>(1975)</sup>				
<b>Date</b>	<b>Site</b>	<b>W-L</b>	<b>CU</b>	<b>Op</b>	
5-18-1951	N1	W	6	2	
6-3-1967	\$ N2	W	5	0	
<b>3-6-1972</b>		<b>H</b>	<b>W</b>	<b>1</b>	<b>0</b>
<b>3-7-1972</b>		<b>H</b>	<b>W</b>	<b>9</b>	<b>1</b>
<b>3-9-1973</b>		<b>H</b>	<b>W</b>	<b>7</b>	<b>3</b>
<b>3-3-1975</b>		<b>H</b>	<b>W</b>	<b>26</b>	<b>6</b>

3-4-1975		H	W	12	3
5-21-1987	\$ N3		W	8	0
5-25-1996	\$	H	W	6	3
2-18-2005		N4	W	7	2
\$ - NCAA District III Playoffs, Regional; N1 - Greensboro, N.C.; N2 - Gastonia, N.C.; N3 - Huntsville, Ala.; N4 - Myrtle Beach, S.C.					
WESTERN CAROLINA					
Overall:.....		57-16			
at Clemson:.....		40-5			
at Doug Kingsmore Stadium:.....		40-5			
at Western Carolina:.....		16-11			
at Neutral:.....		1-0			
One-Run Games:.....		7-2			
Extra-Inning Games:.....		3-2			
Under Jack Leggett:.....		31-11			
Longest CU Win Streak:.....		12 <sup>(1985-90)</sup>			
Longest WCU Win Streak:.....		2 <sup>(1998-99,12)</sup>			
Biggest CU Win:.....		14-2 <sup>(1989,90)</sup>			
Biggest WCU Win:.....		18-10 <sup>(2014)</sup>			
Date	Site	W-L	CU	Op	
3-13-1974		H	L <sup>(10)</sup>	3	4
4-1-1975		H	W	8	0
4-3-1978		H	W	12	3
3-8-1979		H	W	8	3
4-1-1979	A	W	13	3	
2-28-1980		H	W	10	2
4-10-1980	A	W	14	8	
3-6-1981		H	W <sup>(10)</sup>	7	6
3-5-1982		H	W	5	0
3-29-1982	A	L	3	10	
4-5-1983		H	W <sup>(8)</sup>	8	3
4-29-1983	A	L	7	13	
4-5-1984		H	W	5	3
4-12-1984	A	L	2	9	
4-23-1985	A	W	9	2	
4-4-1986	A	W	8	0	
4-17-1986		H	W	13	7
2-25-1987		H	W	8	1
3-1-1988		H	W	8	3
4-4-1988		H	W	20	11
4-14-1988	A	W	12	4	
2-28-1989		H	W	9	8
4-14-1989		H	W	7	6
4-6-1989	A	W	14	2	
4-10-1989		H	W	12	4
2-28-1990		H	W	14	2
3-31-1991	A	L	7	9	
4-3-1991		H	W	13	3
2-19-1992		H	W	6	0
4-13-1993	A	W	12	2	
4-15-1993		H	W	8	1
2-12-1994 <sup>(1)</sup>		H	W	3	1
2-12-1994 <sup>(2)</sup>		H	W	4	1
2-13-1994		H	W <sup>(13)</sup>	6	5
3-14-1995	A	W	5	2	
3-29-1995		H	W	5	4
3-5-1996		H	W	4	2
3-28-1996	A	W	13	3	
4-9-1996		H	W	10	4
3-25-1997	A	L	4	9	
3-26-1997		H	W	14	9
3-17-1998		H	W	5	1
3-19-1998	A	L	7	10	
4-6-1999	A	L <sup>(10)</sup>	8	9	
4-7-1999		H	W	16	11
5-4-1999		H	W <sup>(10)</sup>	11	10
4-4-2000		H	W	11	7
4-26-2000	N1	W	13	4	
4-24-2001		H	W	8	2
4-16-2002		H	W	13	9
5-15-2002	A	W	12	4	
3-25-2003	A	L	5	9	
4-1-2003		H	W	5	3
4-21-2004		H	W	8	7
4-12-2005	A	W	7	4	
4-19-2005		H	W	10	1
4-4-2006		H	L	6	8
4-11-2006	A	W	8	3	
3-20-2007	A	L	3	6	
3-28-2007		H	W	15	6
4-15-2008		H	L	2	6
4-22-2008	A	W	6	0	
4-14-2009	A	W	11	1	
4-15-2009		H	W	13	2
4-14-2010		H	L	5	7
4-6-2011		H	W	12	7

# 2014 REVIEW



*Infielder*  
**TYLER KRIEGER**  
SECOND-TEAM ALL-ACC, 2014

**CLEMSON**

# 2014 SEASON NOTES

## ACC SPEED

- Clemson was first in the ACC in steals with 89, an average of 1.5 steals per game.
- Steven Duggar (25), Tyler Krieger (19) and Tyler Slaton (11) led the team in steals. Duggar tied for second in the ACC in steals.

## SEVEN TIGERS NAMED TO ALL-ACC TEAM

- Seven Tigers earned First, Second or Third-Team All-ACC honors, tied for second-most by an ACC team.
- Daniel Gossett was a First-Team All-ACC starting pitcher, Clemson's first First-Team All-ACC starting pitcher since D.J. Mitchell in 2008.
- Garrett Boulware (DH/UT), Tyler Krieger (SS) and Steve Wilkerson (2B) all earned Second-Team All-ACC honors.
- Jay Baum (OF), Matthew Crownover (SP) and Steven Duggar (OF) all earned Third-Team All-ACC honors.
- Five of Clemson's nine position players and two of its three weekend starting pitchers earned All-ACC honors.
- It was the third time Wilkerson earned Second-Team All-ACC honors and the second time Gossett earned All-ACC honors.

## SIX TIGERS RECEIVED DEGREES IN MAY

- Clay Bates, Matt Campbell, Joe Costigan, Mike Dunster, Jon McGibbon and Steve Wilkerson all graduated on May 9.
- The six Tigers were unable to attend commencement ceremonies due to Clemson's series at Notre Dame.
- The six Tigers received diplomas from President Jim Clements on the field prior to Clemson's game against Boston College on May 16.

## ALL-ACC ACADEMIC TIGERS

- Senior Matt Campbell was one of four Tigers named to the All-ACC Academic team. He earned the honor for the third time.
- Sophomores Matthew Crownover and Steven Duggar earned All-ACC Academic team honors for the second time in as many years.
- Sophomore Tyler Krieger was named to the All-ACC Academic team for the first time.
- To be eligible, a student-athlete must record a 3.0 GPA the previous semester and maintain a 3.0 cumulative GPA during his academic career.

## ROCK SOLID DUO

- The duo of weekend starters Daniel Gossett and Matthew Crownover were a bright spot of the pitching staff in 2014.
- The duo combined for a 15-8 record, 2.40 ERA and 197 strikeouts against 50 walks and allowed 172 hits in 206.2 innings pitched.
- Gossett was 7-2 with a 1.93 ERA and Crownover was 8-6 with a 2.90 ERA.

- In ACC regular-season games, the duo combined for a 10-5 record, 1.80 ERA and 116 strikeouts and allowed just 96 hits in 135.0 innings pitched.
- In ACC regular-season games, Gossett was 5-1 with a 1.45 ERA and Crownover was 5-4 with a 2.16 ERA.

## FIVE REGULAR STARTERS

- Five Tigers (Jay Baum, Garrett Boulware, Steven Duggar, Chris Okey, Tyler Slaton) started all 61 games.
- Since 1989, when Clemson first tracked starts by position players, no previous Tiger team had more than three players start every game.
- Duggar (RF) and Slaton (CF) started all 61 games of the 2014 season at the same position.
- Duggar (RF), a sophomore, has started all 123 games of the 2013 and 2014 seasons at the same position.

## 13 STRIKEOUT CLUB

- Zack Erwin and Daniel Gossett both struck out 13 in a game just three days apart in April.
- Against Western Carolina on April 23, Erwin struck out 13 in 7.0 innings pitched to earn the win in Clemson's 11-3 victory.
- Against No. 11 Miami (Fla.) on April 26, Gossett struck out 13 and allowed just one run in 9.0 innings pitched.
- Before those two outings, the previous time a Tiger struck out 13 in a game was April 3, 2012, when Gossett struck out 13 against Winthrop.

## SIX TIGERS PICKED IN THE DRAFT

- Six Tigers were selected in the 2014 major league draft, tied for 15th-most in the nation.
- Daniel Gossett was selected on the first day of the draft in the second round (No. 65 overall) by the Athletics.
- Steve Wilkerson (eighth round, No. 241 overall, Orioles) and Matt Campbell (ninth round, No. 279 overall, Dodgers) were picked on day two.
- Garrett Boulware (16th round), Jay Baum (21st round) and Matthew Crownover (21st round) were all drafted on day three.
- Jack Leggett has had 102 players drafted in his 21 seasons as head coach at Clemson.
- A total of 18 of those 102 players were drafted twice, meaning a Tiger has been drafted 120 times in Leggett's tenure at Clemson.
- Fourteen more Tigers have signed a free-agent contract as well.

## 2014 TIGER DRAFTEES

#	Player	Pos.	Cl.	Rd	Pick	Team
23	Daniel Gossett	RHP	Jr.	2	65	Athletics
17	Steve Wilkerson	INF	Sr.	8	241	Orioles
36	Matt Campbell	RHP	Sr.	9	279	Dodgers
30	Garrett Boulware	C/OF	Jr.	16	485	Reds
13	Jay Baum	INF/OF	Jr.	21	621	Mariners
44	Matthew Crownover	LHP	So.	21	628	Giants



MATT CAMPBELL HAD A 4-0 RECORD, EIGHT SAVES AND AN 0.84 ERA IN 2014.

## CAMPBELL CLOSED

- Senior righty Matt Campbell allowed just three earned runs in 32.0 innings pitched (0.84 ERA) over 25 relief appearances as the closer.
- He was one of 50 players named to the NCBWA Stopper-of-the-Year Award Watch List in April.
- He was 4-0 and gave up just 16 hits (.144 opponents' batting average) with 45 strikeouts (12.66 strikeouts per nine innings pitched).
- He had eight of the team's 13 saves.
- In 17.0 innings pitched in ACC regular-season games, he allowed seven hits (.121 opponents' batting average) and no runs with 24 strikeouts.
- In 108.2 innings pitched over 78 relief appearances in his career, he was 7-3 with 19 saves, a 2.73 ERA and .175 opponents' batting average.
- His 19 career saves are third-most in Tiger history.
- His 78 career relief appearances are tied for fourth-most in Clemson history.
- He had 134 strikeouts in his career. His 11.10 strikeouts-per-nine-innings-pitched mark is second-best in Tiger history.
- His 5.47 hits-per-nine-innings-pitched mark is second-best in Clemson history.
- In 58.1 career innings pitched in ACC regular-season games, he was 3-1 with seven saves, a 2.62 ERA and .146 opponents' batting average.

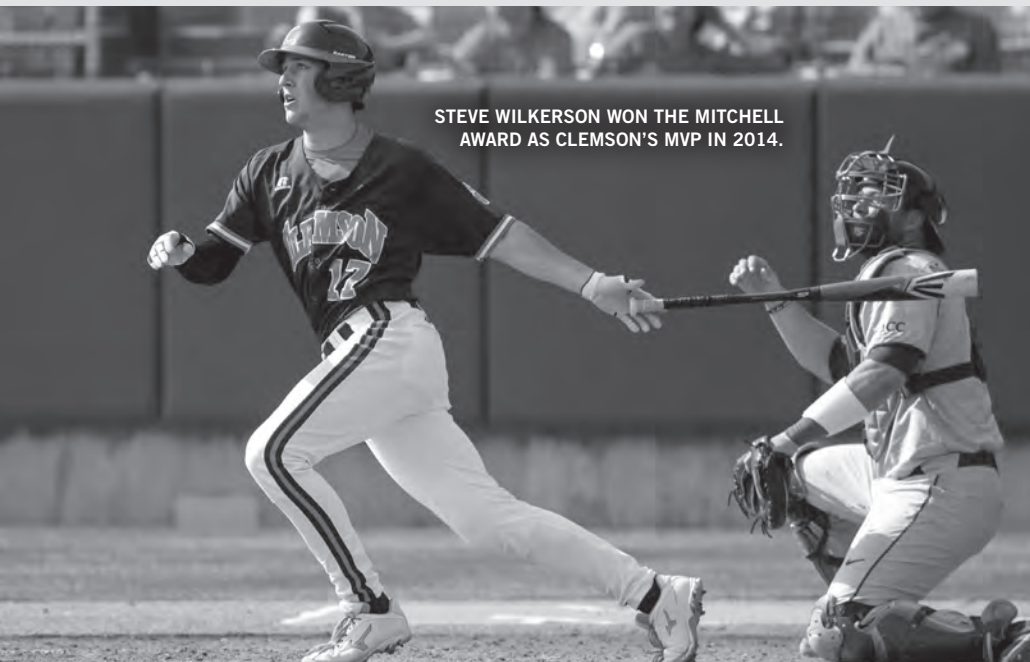
## CROWNOVER SPED UP

- Sophomore lefthander Matthew Crownover had "Tommy John" surgery in March 2012 and was not 100 percent as a freshman in 2013.
- He was 8-6 with a 2.90 ERA and 90 strikeouts against only 20 walks in 99.1 innings pitched over 17 appearances (16 starts) in 2014.
- He has a 15-9 career record and 2.60 ERA along with 135 strikeouts against 37 walks in 169.1 innings pitched over 32 outings (30 starts).
- His 1.97 walks per nine innings pitched is third in Clemson history, his 3.65 strikeout-to-walk ratio is fourth and his 2.60 ERA is ninth.
- He pitched his first career complete game in Clemson's 7-1 win in the second game of a doubleheader at No. 25 Maryland on March 28.
- In his complete game against the Terrapins, he allowed just four hits and no walks with nine strikeouts.



SIX TIGERS, (FROM LEFT TO RIGHT) MATT CAMPBELL, STEVE WILKERSON, JOE COSTIGAN, JON MCGIBBON, MIKE DUNSTER AND CLAY BATES, RECEIVED THEIR DIPLOMAS FROM PRESIDENT JIM CLEMENTS LAST SPRING.

# 2014 SEASON NOTES



STEVE WILKERSON WON THE MITCHELL AWARD AS CLEMSON'S MVP IN 2014.

## GOSSETT TOPPED ROTATION

- Junior righty Daniel Gossett was Clemson's Friday starter all of 2013 and was the same for most of 2014.
- He had a 7-2 record, 1.93 ERA, .202 opponents' batting average and 107 strikeouts against 30 walks in 107.1 innings pitched (15 starts).
- His 107 strikeouts were the most by a Tiger since 1996 (Kris Benson).
- He pitched two shutouts in 2014 and had three in his career. He was the only pitcher to toss two shutouts in ACC regular-season games.
- He was one of 21 semifinalists for the Golden Spikes Award and was a First-Team All-ACC starting pitcher.
- He was a second-team All-American by Collegiate Baseball and third-team All-American by Perfect Game.
- He won the Stowe Award, given to the team's most valuable pitcher. It was the second year in a row he received the award.
- In nine ACC regular-season starts, he was 5-1 with a 1.45 ERA, .169 opponents' batting average and 68 strikeouts in 68.1 innings pitched.
- He was third in the ACC in ERA and second in ERA in ACC regular-season contests.
- In 13 of his 15 starts, Clemson either held the lead (11) or the score was tied (2) when he left the game.
- He tied for the team lead in pickoffs (3).
- Opponents were 13-for-102 (.127) with runners in scoring position and 5-for-51 (.098) with runners in scoring position and two outs.
- Opponents were 22-for-125 (.176) with two outs.
- He earned the win against No. 1 Florida State on March 21 by allowing one run on four hits with eight strikeouts in 7.1 innings pitched.
- He earned the victory at No. 2 Virginia on April 12 by allowing just one run on five hits in 7.0 innings pitched.
- He tossed a three-hit shutout with seven strikeouts in Clemson's 3-0 win at Pittsburgh on April 19 to earn ACC Pitcher-of-the-Week honors.
- He struck out 13 batters and allowed just one run on seven hits in 9.0 innings pitched against No. 11 Miami (Fla.) on April 26.
- He pitched a four-hit shutout with 11 strikeouts against one walk in an 8-0 win at Notre Dame on May 10.
- He earned national player-of-the-week honors by Collegiate Baseball and ACC Pitcher-of-the-Week honors for his shutout at Notre Dame.
- In his career, he was 23-9 with a 2.80 ERA, .211 opponents' batting average and 285 strikeouts against 107 walks in 282.2 innings pitched.

- He is seventh in Tiger history in strikeouts, 10th in strikeouts per nine innings pitched (9.11) and tied for 10th in wins.

## KRIEGER LED TEAM AT THE PLATE

- Sophomore infielder Tyler Krieger hit .338 with 18 doubles, two homers, 32 RBIs, 49 runs, a .410 on-base percentage and 19 steals.
- He led or tied for the team lead in batting average, runs, hits, doubles, on-base percentage and sacrifice bunts (6) despite missing four games.
- He had more walks (25) than strikeouts (24) in 219 at-bats.
- He reached base safely in 21 consecutive games from April to May.
- He had a 16-game hitting streak, which included the last game of 2013 and first 15 games of 2014.
- He started each of his first 101 games as a Tiger at shortstop before suffering an injury that forced him to miss a game on April 22.
- He was one of 35 players named to the Brooks Wallace Shortstop-of-the-Year Award Watch List in April.

## WILKERSON STEADY AT SECOND

- Senior infielder Steve Wilkerson hit .317 with 18 doubles, one triple, six homers, 42 RBIs and eight steals.
- He won the Mitchell Award, given to the team's most valuable player.
- He led or tied for the team lead in doubles, homers, RBIs, total bases (103), slugging percentage (.502) and extra-base hits (25).
- He had a team-high 13 multiple-RBI games during the 2014 season.
- In three games during the week of March 24-30, he went 6-for-11 with five doubles and one homer to earn ACC Co-Player-of-the-Week honors.
- He became the 45th Tiger in the ACC era (1954-14) to join the 200-hit club for a career against No. 11 Miami (Fla.) on April 27.
- He had a 10-game hitting streak in April. He had an 11-game hitting streak earlier in 2014 and five career double-digit hitting streaks.
- He reached base safely in each of his last 26 games of his career from April to May, the longest streak by a Tiger in 2014.
- Against No. 3 Miami (Fla.) in the ACC Tournament on May 22, he lined a one-out walkoff single in the ninth inning to give Clemson a 3-2 win.

## TIGER TIDBITS

### CLEMSON'S RECORD...

In All Games	36-25
In Home Games	22-12
In Away Games	11-9
In Neutral Games	3-4
In All ACC Regular-Season Games	15-14
In Home ACC Regular-Season Games	7-8
In Away ACC Regular-Season Games	8-6
In All Non-ACC Regular-Season Games	19-8
In Home Non-ACC Regular-Season Games	15-4
In Away Non-ACC Regular-Season Games	3-3
In Neutral Non-ACC Regular-Season Games	1-1
In ACC Tournament Games	2-1
In NCAA Tournament Games	0-2
In February	6-2
In March	11-7
In April	8-10
In May	11-6
On Monday	1-1
On Tuesday	5-4
On Wednesday	6-0
On Thursday	2-0
On Friday	7-9
On Saturday	11-5
On Sunday	4-6
After a Loss	12-12
Against Top-25 Teams	5-11
Against Top-10 Teams	3-7
Against Top-5 Teams	3-7
In Day Games	20-13
In Night Games	16-12
Against Lefty Starters	15-13
Against Righty Starters	21-12
In 1-Run Games	7-8
In 2-Run Games	6-3
In 3-Run Games	5-3
When Scoring First	24-8
When Scoring in the 1st Inning	17-8
When Leading at the End of 6 Innings	32-3
When Trailing at the End of 6 Innings	2-20
When Tied at the End of 6 Innings	2-2
When Leading at the End of 7 Innings	31-2
When Trailing at the End of 7 Innings	2-22
When Tied at the End of 7 Innings	3-1
When Leading at the End of 8 Innings	31-1
When Trailing at the End of 8 Innings	1-23
When Tied at the End of 8 Innings	4-1
In Extra Innings	2-2
When Scoring 5 or More Runs	28-4
When Allowing Less Than 5 Runs	31-9
When Out-Hitting Opponents	30-5
When Clemson Had 10 or More Hits	25-5
When Clemson Hit a Home Run	18-4
When Clemson Committed 0 or 1 Error	26-11
In the Last 10 Games	5-5
On Grass Infields	29-19
On Artificial Surface Infields	7-6
When Wearing Camouflage Jerseys	0-1
When Wearing Orange Jerseys	7-6
When Wearing Purple Jerseys	13-12
When Wearing White Jerseys	16-6

### INNING-BY-INNING SCORING

Team	1	2	3	4	5	6	7	8	9	Ex.
Clemson	49	28	42	38	40	31	26	43	37	3
Opponents	27	25	37	26	50	36	27	23	31	3

### TIGER MULTIPLE HIT GAME LEADERS

# Player	2	3	4	5+	Total
9 Steven Duggar	19	2	1	--	22
3 Tyler Krieger	14	6	1	--	21
18 Tyler Slaton	13	4	1	--	18
17 Steve Wilkerson	14	4	--	--	18
30 Garrett Boulware	11	5	1	--	17
13 Jay Baum	11	3	--	--	14
<b>Totals</b>	<b>115</b>	<b>27</b>	<b>5</b>	<b>0</b>	<b>147</b>

### TIGER MULTIPLE RBI GAME LEADERS

# Player	2	3	4	5+	Total
17 Steve Wilkerson	11	2	--	--	13
25 Chris Okey	8	3	1	--	12
3 Tyler Krieger	8	2	--	--	10
8 Weston Wilson	4	2	--	1	7
9 Steven Duggar	6	--	1	--	7
<b>Totals</b>	<b>55</b>	<b>16</b>	<b>3</b>	<b>1</b>	<b>75</b>

# 2014 OVERALL STATS

#	Player	Avg	GP-GS	AB	R	H	2B	3B	HR	RBI	TB	Slg%	BB	HP	SO	GDP	OB%	SF	SH	SB-SBA
3	<b>Tyler Krieger</b>	.338	57-57	219	49	74	18	0	2	32	98	.447	25	3	24	4	.410	2	6	19-24
17	Steve Wilkerson	.317	56-56	205	33	65	18	1	6	42	103	.502	21	4	33	2	.383	5	1	8-9
30	Garrett Boulware	.302	61-61	225	38	68	16	0	4	35	96	.427	29	4	24	6	.380	8	1	1-3
9	<b>Steven Duggar</b>	.294	61-61	238	45	70	11	3	1	36	90	.378	27	2	51	0	.368	2	2	25-28
13	Jay Baum	.293	61-61	215	29	63	16	2	1	29	86	.400	19	0	19	4	.346	3	4	8-14
18	<b>Tyler Slaton</b>	.274	61-61	241	46	66	9	3	3	25	90	.373	42	5	34	2	.391	1	2	11-17
25	<b>Chris Okey</b>	.248	61-61	226	27	56	9	1	4	41	79	.350	22	2	33	7	.311	7	1	3-5
----- Others -----																				
35	<b>Mike Triller</b>	.250	21-4	28	5	7	0	0	0	1	7	.250	2	0	8	0	.300	0	0	2-2
8	<b>Weston Wilson</b>	.240	55-51	154	18	37	5	0	2	23	48	.312	15	2	30	3	.316	0	5	3-5
12	Jon McGibbon	.221	49-22	86	13	19	5	0	3	18	33	.384	14	3	13	0	.346	1	2	0-0
11	Shane Kennedy	.218	41-37	133	17	29	6	1	1	13	40	.301	9	2	30	3	.276	1	1	4-7
10	Mike Dunster	.194	28-0	31	3	6	0	1	1	3	11	.355	1	0	11	0	.219	0	0	1-1
6	<b>Andrew Cox</b>	.150	31-9	40	6	6	1	0	0	2	7	.175	5	2	12	1	.271	1	0	3-4
4	<b>Eli White</b>	.143	28-8	35	3	5	2	0	0	2	7	.200	4	1	13	0	.244	1	2	1-1
5	Joe Costigan	.100	15-0	10	5	1	0	0	0	1	1	.100	6	0	1	0	.438	0	0	0-0
<b>CLEMSON</b>		.274	61-61	2086	337	572	116	12	28	303	796	.382	241	30	336	32	.353	32	27	89-120
<b>OPPONENTS</b>		.243	61-61	2070	285	502	87	10	26	260	687	.332	237	60	496	31	.335	18	44	50-70

LOB - Team (469), Opp (501). DPs turned - Team (39), Opp (42). CI - Team (1), Okey 1, Opp (0). IBB - Team (9), Wilkerson 4, Boulware 2, Duggar 2, Krieger 1, Opp (3).

#	Player	ERA	W-L	APP	GS	CG	SHO/CBO	SV	IP	H	R	*ER	BB	SO	AB	O/BA	WP	HBP	BK
23	Daniel Gossett	1.93	7-2	15	15	2	2/0	0	107.1	78	25	23	30	107	387	.202	9	7	0
44	Matthew Crownover	2.90	8-6	17	16	1	0/0	0	99.1	94	45	32	20	90	375	.251	7	8	1
32	Clate Schmidt	3.68	5-7	20	8	0	0/1	0	66.0	65	34	27	28	53	250	.260	9	12	1
33	Zach Erwin	4.21	4-3	26	7	1	1/0	2	72.2	59	39	34	28	62	266	.222	4	9	0
----- Others -----																			
36	Matt Campbell	0.84	4-0	25	0	0	0/1	8	32.0	16	4	3	15	45	111	.144	2	2	0
20	Drew Moyer	3.46	5-1	28	0	0	0/1	2	39.0	40	20	15	22	32	147	.272	5	1	0
42	Clay Bates	4.11	0-1	27	0	0	0/1	1	30.2	29	17	14	18	26	117	.248	5	3	0
48	Garrett Lovorn	5.06	0-0	9	0	0	0/0	0	10.2	10	7	6	7	10	43	.233	5	4	0
39	Jake Long	5.30	3-3	16	12	0	0/0	0	56.0	55	36	33	32	42	216	.255	3	5	1
29	Jackson Campana	6.75	0-0	3	0	0	0/0	0	2.2	1	2	2	1	2	9	.111	0	1	0
43	Patrick Andrews	7.20	0-0	6	0	0	0/0	0	5.0	8	5	4	2	4	24	.333	0	0	0
21	Kevin Pohle	10.97	0-0	5	0	0	0/0	0	10.2	18	13	13	5	5	50	.360	2	1	0
22	Wales Toney	12.46	0-0	4	0	0	0/0	0	4.1	6	6	6	5	6	20	.300	1	2	0
19	Brody Koerner	15.63	0-1	5	2	0	0/0	0	6.1	10	11	11	10	9	27	.370	0	0	1
37	Alex Bostic	27.00	0-1	8	1	0	0/0	0	4.1	9	16	13	11	3	21	.429	2	0	0
40	Kyle Schnell	45.00	0-0	5	0	0	0/0	0	1.0	4	5	5	3	0	7	.571	0	5	0
CLEMSON		3.94	36-25	61	61	4	4/1	13	548.0	502	285	240	237	496	2070	.243	54	60	4
OPPONENTS		4.68	25-36	61	61	4	2/2	15	536.2	572	337	279	241	336	2086	.274	51	30	13

PB - Team (9), Okey 5, Boulware 4, Opp (12). Pickoffs - Team (15), Gossett 3, Long 3, Schmidt 3, Crownover 2, Erwin 2, Okey 2, Opp (14). IBB - Team (3), Campbell 1, Gossett 1, Schmidt 1, Opp (9).


\* - Clemson had one team unearned run

Note: **Bold** denotes returning player.

## FIELDING

#	Player	GP-GS	C	PO	A	E	Fld %	DP
33	<b>Zack Erwin</b>	26-7	18	5	13	0	1.000	0
10	Mike Dunster	28-0	15	4	11	0	1.000	3
35	<b>Mike Triller</b>	21-4	5	5	0	0	1.000	0
43	<b>Patrick Andrews</b>	6-0	1	0	1	0	1.000	1
36	Matt Campbell	25-0	1	0	1	0	1.000	0
12	Jon McGibbon	49-22	247	227	18	2	.992	8
25	<b>Chris Okey</b>	61-61	353	317	33	3	.992	6
18	<b>Tyler Slaton</b>	61-61	117	111	4	2	.983	0
11	Shane Kennedy	41-37	304	280	18	6	.980	25
9	<b>Steven Duggar</b>	61-61	151	143	5	3	.980	1
30	Garrett Boulware	61-61	250	222	21	7	.972	2
23	Daniel Gossett	15-15	29	8	20	1	.966	0
13	Jay Baum	61-61	147	75	66	6	.959	9
17	Steve Wilkerson	56-56	242	86	145	11	.955	26
6	<b>Andrew Cox</b>	31-9	39	36	1	2	.949	1
4	<b>Eli White</b>	28-8	58	24	30	4	.931	6
8	<b>Weston Wilson</b>	55-51	127	35	83	9	.929	4
32	<b>Clate Schmidt</b>	20-8	28	2	24	2	.929	2
42	<b>Clay Bates</b>	27-0	11	3	7	1	.909	0
3	<b>Tyler Krieger</b>	57-57	150	52	79	19	.873	11
44	<b>Matthew Crownover</b>	17-16	21	4	14	3	.857	0
39	<b>Jake Long</b>	16-12	13	2	9	2	.846	0
20	<b>Drew Moyer</b>	28-0	11	2	6	3	.727	1
37	<b>Alex Bostic</b>	8-1	3	1	1	1	.667	0
48	<b>Garrett Lovorn</b>	9-0	3	0	1	2	.333	0
<b>CLEMSON</b>		61-61	2344	1644	611	89	.962	39
<b>OPPONENTS</b>		61-61	2326	1610	634	82	.965	42

Note: **Bold** denotes returning player.



STEVEN DUGGAR HAD A TEAM-HIGH FIVE OUTFIELD ASSISTS IN 2014.

# 2014 RESULTS

**36-25 OVERALL, 15-14 ACC REGULAR SEASON, 2-1 ACC TOURNAMENT, 0-2 NCAA TOURNAMENT, 22-12 HOME, 11-9 AWAY, 3-4 NEUTRAL, 20-13 DAY, 16-12 NIGHT, 7-8 ONE RUN, 2-2 EXTRA INNINGS, 5-11 TOP 25**

Date	Opponent (Rank)	W-L	Score	Site	CU Rank	Clemson Pitcher	Opp. Pitcher	Time	CU R-H-E	Opp. R-H-E	Attendance
2-14	Eastern Michigan	L <sup>(10)</sup>	5 - 6	H	13 - 21 - 16	Schmidt (0-1)	Calibuso (1-0)	3:34	5 - 9 - 1	6 - 10 - 1	5143
2-15	Eastern Michigan	W	5 - 3	H	13 - 21 - 16	• Crownover (1-0)	• Sharp (0-1)	3:00	5 - 10 - 1	3 - 7 - 2	5229
2-16	Eastern Michigan	W	9 - 7	H	13 - 21 - 16	Campbell (1-0)	Land (0-1)	3:39	9 - 10 - 1	7 - 13 - 4	5064
2-21	Maine	W	5 - 2	H	13 - 20 - 16	• Gossett (1-0)	• Lawrence (0-2)	2:25	5 - 9 - 2	2 - 8 - 0	4790
2-22	Maine	W	13 - 3	H	13 - 20 - 16	• Crownover (2-0)	Fullmer (0-1)	3:02	13 - 18 - 1	3 - 10 - 3	5902
2-23	Maine	W	10 - 2	H	13 - 20 - 16	• Long (1-0)	• Heath (1-1)	2:40	10 - 12 - 1	2 - 7 - 3	4389
2-25	Presbyterian College	W	4 - 2	H	11 - 16 - 16	Schmidt (1-1)	• Kehner (0-2)	2:08	4 - 8 - 0	2 - 3 - 0	3759
2-28	South Carolina (3-5-14)	L	6 - 9	^A	11 - 16 - 16	Bates (0-1)	Mincey (1-0)	3:35	6 - 8 - 4	9 - 13 - 1	8242
3- 1	South Carolina (3-5-14)	L	2 - 10	N1	11 - 16 - 16	• Crownover (2-1)	• Wynkoop (3-0)	3:18	2 - 9 - 4	10 - 10 - 2	7182
3- 2	South Carolina (3-5-14)	L	3 - 5	H	11 - 16 - 16	Schmidt (1-2)	Mincey (2-0)	2:38	3 - 11 - 2	5 - 10 - 0	6016
3- 4	Western Carolina	L	10 - 18	A	15 - NR - 20	• Bostic (0-1)	• Sammons (3-0)	3:49	10 - 12 - 3	18 - 16 - 4	1121
3- 7	* Virginia Tech	W	7 - 6	^H	15 - NR - 20	Campbell (2-0)	• Markey (2-2)	3:06	7 - 7 - 4	6 - 6 - 3	3715
3- 8	* Virginia Tech	W	12 - 2	H	15 - NR - 20	• Crownover (3-1)	• Schetzty (1-1)	2:55	12 - 13 - 1	2 - 6 - 3	5481
3- 9	* Virginia Tech	W	11 - 4	H	15 - NR - 20	Schmidt (2-2)	McIntyre (1-2)	3:23	11 - 16 - 0	4 - 9 - 1	4566
3-12	Appalachian State	W	2 - 1	^H	14 - NR - 18	• Erwin (1-0)	• MASON (0-1)	1:58	2 - 4 - 0	1 - 5 - 0	3450
3-14	* Wake Forest	L	3 - 4	^A	14 - NR - 18	Schmidt (2-3)	• Fischer (2-1)	2:13	3 - 4 - 0	4 - 4 - 0	638
3-15	* Wake Forest <sup>(1)</sup>	W	16 - 6	A	14 - NR - 18	• Crownover (4-1)	• McLeod (2-1)	3:08	16 - 18 - 0	6 - 14 - 3	-----
3-15	* Wake Forest <sup>(2)</sup>	W	7 - 4	A	14 - NR - 18	• Long (2-0)	• Kaden (1-2)	3:07	7 - 14 - 1	4 - 5 - 1	1056
3-18	Georgia Southern	L	5 - 14	^A	13 - NR - 18	• Erwin (1-1)	• Frederick (2-0)	3:15	5 - 10 - 3	14 - 13 - 1	1240
3-19	Georgia Southern	W	5 - 4	A	13 - NR - 18	Moyer (1-0)	Alonzo (2-2)	2:31	5 - 6 - 1	4 - 6 - 1	1095
3-21	* Florida State (2-2-1)	W	9 - 3	^H	13 - NR - 18	• Gossett (2-0)	• Weaver (4-2)	2:48	9 - 13 - 1	3 - 6 - 0	4948
3-22	* Florida State <sup>(1)</sup> (2-2-1)	L	1 - 11	H	13 - NR - 18	• Crownover (4-2)	• LEIBRANDT (4-1)	2:56	1 - 4 - 1	11 - 18 - 1	-----
3-22	* Florida State <sup>(2)</sup> (2-2-1)	L	3 - 4	^H	13 - NR - 18	Schmidt (2-4)	Smith (3-0)	3:10	3 - 8 - 1	4 - 7 - 2	6016
3-25	Georgia	W	16 - 4	^A	20 - NR - 22	• Schmidt (3-4)	• Walsh (1-1)	3:22	16 - 17 - 3	4 - 6 - 2	2147
3-28	* Maryland <sup>(1)</sup> (NR-25-NR)	W	3 - 1	A	20 - NR - 22	• Gossett (3-0)	Casas (0-1)	2:24	3 - 10 - 2	1 - 8 - 0	-----
3-28	* Maryland <sup>(2)</sup> (NR-25-NR)	W	7 - 1	^A	20 - NR - 22	• CROWNOVER (5-2)	• Shawaryn (5-1)	2:30	7 - 13 - 0	1 - 4 - 0	575
4- 1	Furman	W	13 - 2	^H	16 - 23 - 15	Erwin (2-1)	• Greenfield (1-3)	3:08	13 - 10 - 4	2 - 3 - 0	3554
4- 2	Winthrop	W	4 - 2	^H	16 - 23 - 15	• Schmidt (4-4)	• Sightler (2-2)	2:25	4 - 8 - 1	2 - 7 - 1	3683
4- 5	* NC State	W	6 - 1	H	16 - 23 - 15	• Crownover (6-2)	• RODON (2-5)	2:18	6 - 12 - 1	1 - 5 - 4	5207
4- 6	* NC State	L	4 - 9	H	16 - 23 - 15	• Erwin (2-2)	Thomas (2-0)	2:48	4 - 8 - 1	9 - 13 - 2	4199
4- 7	* NC State	L	1 - 7	^H	14 - 22 - 14	• Schmidt (4-5)	O'Donnell (1-0)	3:15	1 - 7 - 4	7 - 10 - 1	3217
4- 8	Georgia	L	2 - 6	^H	14 - 22 - 14	• Koerner (0-1)	• Boling (3-2)	3:00	2 - 5 - 5	6 - 6 - 3	4260
4-11	* Virginia (2-3-2)	L	2 - 3	^A	14 - 22 - 14	• Crownover (6-3)	• Kirby (7-1)	2:50	2 - 5 - 1	3 - 5 - 1	4221
4-12	* Virginia (2-3-2)	W	7 - 1	A	14 - 22 - 14	• Gossett (4-0)	• Sborz (3-2)	3:08	7 - 7 - 0	1 - 5 - 2	4886
4-13	* Virginia (2-3-2)	L	0 - 1	A	14 - 22 - 14	• Long (2-1)	• Waddell (5-1)	3:05	0 - 8 - 0	1 - 4 - 1	4840
4-15	Coastal Carolina	W	9 - 6	^H	22 - NR - 20	Moyer (2-0)	Hunter (0-1)	3:49	9 - 15 - 3	6 - 7 - 0	3806
4-18	* Pittsburgh	W <sup>(11)</sup>	3 - 2	^A	22 - NR - 20	Moyer (3-0)	Harris (3-5)	3:18	3 - 12 - 1	2 - 8 - 0	609
4-19	* Pittsburgh	W	3 - 0	A	22 - NR - 20	• GOSSETT (5-0)	• Zeuch (1-3)	2:18	3 - 3 - 0	0 - 3 - 2	986
4-20	* Pittsburgh	L	4 - 13	A	22 - NR - 20	• Long (2-2)	• Wotherspoon (4-5)	3:22	4 - 14 - 0	13 - 10 - 0	428
4-22	Liberty	L	3 - 4	^H	22 - NR - 20	• Schmidt (4-6)	• Clowers (5-0)	3:24	3 - 8 - 1	4 - 6 - 0	3015
4-23	Western Carolina	W	11 - 3	^H	22 - NR - 20	• Erwin (3-2)	• Danielson (0-1)	3:38	11 - 14 - 0	3 - 4 - 4	3892
4-25	* Miami (Fla.) (15-11-19)	L	2 - 5	^H	22 - NR - 20	• Crownover (6-4)	• Ch. Diaz (7-0)	2:43	2 - 5 - 2	5 - 11 - 1	4856
4-26	* Miami (Fla.) (15-11-19)	L <sup>(12)</sup>	2 - 3	^H	22 - NR - 20	Moyer (3-1)	Woodrey (3-0)	3:06	2 - 10 - 0	3 - 11 - 0	5588
4-27	* Miami (Fla.) (15-11-19)	L	2 - 10	H	22 - NR - 20	• Long (2-3)	• Radziewski (4-2)	3:27	2 - 8 - 2	10 - 16 - 0	4300
5- 2	James Madison	W	8 - 0	^H		• ERWIN (4-2)	• Huffman (4-6)	2:29	8 - 10 - 0	0 - 6 - 4	3715
5- 3	James Madison	W	9 - 4	H		Campbell (3-0)	Cundiff (1-2)	3:07	9 - 15 - 0	4 - 7 - 2	3949
5- 4	UNLV	W	6 - 2	N1		• Gossett (6-0)	• Bonnell (5-4)	2:43	6 - 10 - 2	2 - 7 - 0	2417
5- 5	UNLV	W	5 - 2	^H	NR - NR - 24	• Long (3-3)	• Oakley (3-5)	2:38	5 - 4 - 0	2 - 6 - 1	3581
5- 7	High Point	W	1 - 0	^H	NR - NR - 24	• Schmidt (5-6)	• Carlson (1-1)	2:33	1 - 7 - 3	0 - 4 - 1	3502
5- 9	* Notre Dame	L	1 - 2	^A	NR - NR - 24	• Crownover (6-5)	• Connaughton (2-5)	2:23	1 - 4 - 0	2 - 6 - 0	716
5-10	* Notre Dame	W	8 - 0	A	NR - NR - 24	• GOSSETT (7-0)	• M. Hearne (4-6)	2:26	8 - 12 - 1	0 - 4 - 2	678
5-11	* Notre Dame	L	3 - 11	A	NR - NR - 24	• Erwin (4-3)	• Kerrigan (3-1)	2:34	3 - 4 - 2	11 - 13 - 2	702
5-13	Furman	W	7 - 2	^A1		Moyer (4-1)	Dittmar (0-3)	3:14	7 - 10 - 1	2 - 6 - 1	2459
5-15	* Boston College	W	8 - 4	^H		• Crownover (7-5)	• Gorman (3-7)	2:33	8 - 8 - 1	4 - 9 - 3	3664
5-16	* Boston College	L	1 - 3	^H		• Gossett (7-1)	• CHIN (5-2)	2:24	1 - 2 - 3	3 - 7 - 1	4083
5-17	* Boston College	W <sup>(13)</sup>	10 - 9	H		Campbell (4-0)	Gorman (3-8)	4:48	10 - 16 - 3	9 - 14 - 2	3961
5-21	+ Duke	W	5 - 3	N2		• Crownover (8-5)	• Matuella (1-3)	3:12	5 - 10 - 0	3 - 6 - 2	3492
5-22	+ Miami (Fla.) (6-3-11)	W	3 - 2	^N2		Moyer (5-1)	B. Garcia (5-4)	3:20	3 - 10 - 2	2 - 8 - 0	3417
5-23	+ Georgia Tech	L	0 - 3	N2		• Schmidt (5-7)	• Isaacs (7-5)	2:26	0 - 4 - 3	3 - 9 - 0	2859
5-30	\$ Oregon (NR-20-18)	L	1 - 18	N3		• Crownover (8-6)	• Thorpe (11-4)	3:24	1 - 5 - 2	18 - 20 - 0	1920
5-31	\$ Xavier	L	4 - 6	N3		• Gossett (7-2)	• Klever (7-6)	2:41	4 - 9 - 2	6 - 12 - 1	1891

\* - ACC regular-season game; + - ACC Tournament; \$ - NCAA Regional; N1, A1 - Greenville, S.C. (Fluor Field); N2 - Greensboro, N.C.; N3 - Nashville, Tenn.; ^ - night game; • - decision came in a starting role; Note: Pitchers in ALL CAPS denotes a complete game; **bold** denotes a Clemson home game; rankings by Baseball America, Collegiate Baseball, USA Today; official home attendance (33 dates): 144,500 (4,379 per date).



IN 2014, CLEMSON  
AVERAGED 4,379  
FANS PER HOME  
DATE, THE NINTH-  
HIGHEST FIGURE  
IN THE NATION.

# 2014 ACC REGULAR-SEASON STATS

#	Player	Avg	GP-GS	AB	R	H	2B	3B	HR	RBI	TB	Sig%	BB	HP	SO	GDP	OB%	SF	SH	SB-SBA
13	Jay Baum	.317	29-29	101	15	32	11	1	1	13	48	.475	11	0	11	1	.374	3	1	5-8
3	<b>Tyler Krieger</b>	<b>.294</b>	<b>27-27</b>	<b>109</b>	<b>20</b>	<b>32</b>	<b>8</b>	<b>0</b>	<b>2</b>	<b>15</b>	<b>46</b>	<b>.422</b>	<b>8</b>	<b>1</b>	<b>11</b>	<b>3</b>	<b>.345</b>	<b>1</b>	<b>2</b>	<b>6-8</b>
17	Steve Wilkerson	.288	29-29	111	16	32	10	1	3	21	53	.477	7	1	16	2	.331	2	1	6-6
8	<b>Weston Wilson</b>	<b>.280</b>	<b>27-25</b>	<b>75</b>	<b>7</b>	<b>21</b>	<b>2</b>	<b>0</b>	<b>1</b>	<b>9</b>	<b>26</b>	<b>.347</b>	<b>7</b>	<b>1</b>	<b>15</b>	<b>2</b>	<b>.349</b>	<b>0</b>	<b>4</b>	<b>1-1</b>
30	Garrett Boulware	.279	29-29	111	19	31	8	0	3	12	48	.432	11	1	10	3	.339	4	0	0-0
25	<b>Chris Okey</b>	<b>.278</b>	<b>29-29</b>	<b>108</b>	<b>13</b>	<b>30</b>	<b>3</b>	<b>0</b>	<b>3</b>	<b>22</b>	<b>42</b>	<b>.389</b>	<b>8</b>	<b>0</b>	<b>17</b>	<b>2</b>	<b>.317</b>	<b>4</b>	<b>0</b>	<b>2-3</b>
9	<b>Steven Duggar</b>	<b>.254</b>	<b>29-29</b>	<b>114</b>	<b>16</b>	<b>29</b>	<b>6</b>	<b>2</b>	<b>1</b>	<b>10</b>	<b>42</b>	<b>.368</b>	<b>11</b>	<b>2</b>	<b>22</b>	<b>0</b>	<b>.331</b>	<b>0</b>	<b>2</b>	<b>8-9</b>
18	<b>Tyler Slaton</b>	<b>.220</b>	<b>29-29</b>	<b>118</b>	<b>19</b>	<b>26</b>	<b>4</b>	<b>2</b>	<b>2</b>	<b>10</b>	<b>40</b>	<b>.339</b>	<b>20</b>	<b>1</b>	<b>18</b>	<b>1</b>	<b>.338</b>	<b>0</b>	<b>1</b>	<b>3-6</b>

----- Others -----

10	Mike Dunster	.278	14-0	18	1	5	0	1	0	1	7	.389	0	0	3	0	.278	0	0	1-1
12	Jon McGibbon	.250	21-7	36	5	9	4	0	1	9	16	.444	1	2	5	0	.300	1	1	0-0
11	Shane Kennedy	.195	22-22	77	9	15	4	1	1	5	24	.312	3	1	22	3	.235	0	1	2-4
35	<b>Mike Triller</b>	<b>.125</b>	<b>9-2</b>	<b>8</b>	<b>2</b>	<b>1</b>	<b>0</b>	<b>0</b>	<b>0</b>	<b>0</b>	<b>1</b>	<b>.125</b>	<b>2</b>	<b>0</b>	<b>3</b>	<b>0</b>	<b>.300</b>	<b>0</b>	<b>0</b>	<b>2-2</b>
6	<b>Andrew Cox</b>	<b>.077</b>	<b>9-1</b>	<b>13</b>	<b>1</b>	<b>1</b>	<b>0</b>	<b>0</b>	<b>0</b>	<b>1</b>	<b>1</b>	<b>.077</b>	<b>1</b>	<b>0</b>	<b>2</b>	<b>1</b>	<b>.143</b>	<b>0</b>	<b>0</b>	<b>0-0</b>
4	<b>Eli White</b>	<b>.077</b>	<b>11-3</b>	<b>13</b>	<b>1</b>	<b>1</b>	<b>0</b>	<b>0</b>	<b>0</b>	<b>0</b>	<b>1</b>	<b>.077</b>	<b>2</b>	<b>0</b>	<b>3</b>	<b>0</b>	<b>.200</b>	<b>0</b>	<b>1</b>	<b>0-0</b>
5	Joe Costigan	.000	7-0	5	2	0	0	0	0	0	0	.000	2	0	1	0	.286	0	0	0-0
	<b>CLEMSON</b>	<b>.261</b>	<b>29-29</b>	<b>1017</b>	<b>146</b>	<b>265</b>	<b>60</b>	<b>8</b>	<b>18</b>	<b>128</b>	<b>395</b>	<b>.388</b>	<b>94</b>	<b>10</b>	<b>159</b>	<b>18</b>	<b>.325</b>	<b>15</b>	<b>14</b>	<b>36-48</b>
	<b>OPPONENTS</b>	<b>.243</b>	<b>29-29</b>	<b>992</b>	<b>130</b>	<b>241</b>	<b>42</b>	<b>5</b>	<b>13</b>	<b>121</b>	<b>332</b>	<b>.335</b>	<b>113</b>	<b>25</b>	<b>226</b>	<b>11</b>	<b>.332</b>	<b>10</b>	<b>25</b>	<b>18-26</b>

LOB - Team (211), Opp (243). **DPS turned** - Team (14), Opp (22). **IBB** - Team (3), Wilkerson 2, Duggar 1, Opp (2).

#	Player	ERA	W-L	APP	GS	CG	SHO/CBO	SV	IP	H	R	*ER	BB	SO	AB	O/BA	WP	HBP	BK
23	Daniel Gossett	1.45	5-1	9	9	2	2/0	0	68.1	40	11	11	22	68	236	.169	5	4	0
44	<b>Matthew Crownover</b>	<b>2.16</b>	<b>5-4</b>	<b>10</b>	<b>10</b>	<b>1</b>	<b>0/0</b>	<b>0</b>	<b>66.2</b>	<b>56</b>	<b>23</b>	<b>16</b>	<b>13</b>	<b>48</b>	<b>246</b>	<b>.228</b>	<b>4</b>	<b>5</b>	<b>1</b>
39	<b>Jake Long</b>	<b>7.12</b>	<b>1-3</b>	<b>8</b>	<b>7</b>	<b>0</b>	<b>0/0</b>	<b>0</b>	<b>30.1</b>	<b>32</b>	<b>26</b>	<b>24</b>	<b>23</b>	<b>25</b>	<b>118</b>	<b>.271</b>	<b>2</b>	<b>4</b>	<b>0</b>

----- Others -----

36	Matt Campbell	0.00	2-0	10	0	0	0/0	2	17.0	7	0	0	8	24	58	.121	1	1	0
19	Brody Koerner	0.00	0-0	1	0	0	0/0	0	1.0	0	0	0	0	1	3	.000	0	0	0
22	Wales Toney	0.00	0-0	1	0	0	0/0	0	1.0	0	0	0	0	1	3	.000	0	0	0
20	Drew Moyer	3.00	1-1	10	0	0	0/0	1	21.0	27	9	7	11	16	83	.325	3	0	0
33	Zack Erwin	5.49	0-2	10	2	0	0/0	0	19.2	21	13	12	7	15	78	.269	2	3	0
32	Clate Schmidt	6.23	1-3	6	1	0	0/0	0	13.0	16	12	9	7	13	49	.327	2	3	0
29	Jackson Campana	6.75	0-0	3	0	0	0/0	0	2.2	1	2	2	1	2	9	.111	0	1	0
42	Clay Bates	6.91	0-0	13	0	0	0/0	0	14.1	18	13	11	12	8	60	.300	3	2	0
48	Garrett Lovorn	7.36	0-0	5	0	0	0/0	0	3.2	7	3	3	2	4	18	.389	2	1	0
21	Kevin Pohle	11.25	0-0	1	0	0	0/0	0	4.0	8	5	5	1	1	19	.421	2	0	0
37	Alex Bostic	54.00	0-0	3	0	0	0/0	0	1.1	5	8	8	4	0	8	.625	1	0	0
43	Patrick Andrews	-----	0-0	1	0	0	0/0	0	0.0	2	3	2	1	0	3	.667	0	0	0
40	Kyle Schnell	-----	0-0	1	0	0	0/0	0	0.0	1	2	2	1	0	1	1.000	0	1	0
	CLEMSON	3.78	15-14	29	29	3	2/0	3	264.0	241	130	111	113	226	992	.243	27	25	1
	OPPONENTS	4.05	14-15	29	29	3	1/1	9	264.1	265	146	119	94	159	1017	.261	20	10	2

PB - Team (2), Boulware 1, Okey 1, Opp (2). **Pickoffs** - Team (4), Erwin 1, Gossett 1, Okey 1, Schmidt 1, Opp (2). **IBB** - Team (2), Campbell 1, Gossett 1, Opp (3). \* - Clemson had one team unearned run

Note: **Bold** denotes returning player.

# CAREER STATS OF 2015 PLAYERS

#	Player	Avg	GP-GS	AB	R	H	2B	3B	HR	RBI	TB	Sig%	BB	HP	SO	GDP	OB%	SF	SH	SB-SBA
29	Jackson Campana	.333	4-0	3	0	1	1	0	0	1	2	.667	0	0	0	0	.333	0	0	0-0
3	<b>Tyler Krieger</b>	<b>.297</b>	<b>119-119</b>	<b>437</b>	<b>77</b>	<b>130</b>	<b>28</b>	<b>1</b>	<b>2</b>	<b>59</b>	<b>166</b>	<b>.380</b>	<b>53</b>	<b>7</b>	<b>54</b>	<b>9</b>	<b>.379</b>	<b>4</b>	<b>12</b>	<b>28-39</b>
9	<b>Steven Duggar</b>	<b>.297</b>	<b>123-123</b>	<b>488</b>	<b>84</b>	<b>145</b>	<b>21</b>	<b>5</b>	<b>3</b>	<b>66</b>	<b>185</b>	<b>.379</b>	<b>50</b>	<b>3</b>	<b>92</b>	<b>5</b>	<b>.363</b>	<b>4</b>	<b>5</b>	<b>40-50</b>
35	<b>Mike Triller</b>	<b>.291</b>	<b>44-10</b>	<b>55</b>	<b>8</b>	<b>16</b>	<b>3</b>	<b>0</b>	<b>0</b>	<b>8</b>	<b>19</b>	<b>.345</b>	<b>4</b>	<b>0</b>	<b>14</b>	<b>1</b>	<b>.333</b>	<b>1</b>	<b>2</b>	<b>4-5</b>
18	<b>Tyler Slaton</b>	<b>.260</b>	<b>167-123</b>	<b>454</b>	<b>79</b>	<b>118</b>	<b>14</b>	<b>4</b>	<b>3</b>	<b>45</b>	<b>149</b>	<b>.328</b>	<b>77</b>	<b>12</b>	<b>85</b>	<b>5</b>	<b>.378</b>	<b>5</b>	<b>6</b>	<b>23-32</b>
25	<b>Chris Okey</b>	<b>.248</b>	<b>61-61</b>	<b>226</b>	<b>27</b>	<b>56</b>	<b>9</b>	<b>1</b>	<b>4</b>	<b>41</b>	<b>79</b>	<b>.350</b>	<b>22</b>	<b>2</b>	<b>33</b>	<b>7</b>	<b>.311</b>	<b>7</b>	<b>1</b>	<b>3-5</b>
8	<b>Weston Wilson</b>	<b>.240</b>	<b>55-51</b>	<b>154</b>	<b>18</b>	<b>37</b>	<b>5</b>	<b>0</b>	<b>2</b>	<b>23</b>	<b>48</b>	<b>.312</b>	<b>15</b>	<b>2</b>	<b>30</b>	<b>3</b>	<b>.316</b>	<b>0</b>	<b>5</b>	<b>3-5</b>
1	<b>Malee Gibson</b>	<b>.227</b>	<b>40-26</b>	<b>110</b>	<b>20</b>	<b>25</b>	<b>3</b>	<b>0</b>	<b>0</b>	<b>16</b>	<b>28</b>	<b>.255</b>	<b>5</b>	<b>2</b>	<b>19</b>	<b>1</b>	<b>.271</b>	<b>1</b>	<b>2</b>	<b>8-9</b>
6	<b>Andrew Cox</b>	<b>.150</b>	<b>31-9</b>	<b>40</b>	<b>6</b>	<b>6</b>	<b>1</b>	<b>0</b>	<b>0</b>	<b>2</b>	<b>7</b>	<b>.175</b>	<b>5</b>	<b>2</b>	<b>12</b>	<b>1</b>	<b>.271</b>	<b>1</b>	<b>0</b>	<b>3-4</b>
4	<b>Eli White</b>	<b>.143</b>	<b>28-8</b>	<b>35</b>	<b>3</b>	<b>5</b>	<b>2</b>	<b>0</b>	<b>0</b>	<b>2</b>	<b>7</b>	<b>.200</b>	<b>4</b>	<b>1</b>	<b>13</b>	<b>0</b>	<b>.244</b>	<b>1</b>	<b>2</b>	<b>1-1</b>

#	Player	ERA	W-L	APP	GS	CG	SHO/CBO	SV	IP	H	R	ER	BB	SO	AB	O/BA	WP	HBP	BK
44	Matthew Crownover	2.60	15-9	32	30	1	0/3	0	169.1	158	64	49	37	135	632	.250	8	14	1
20	Drew Moyer	3.46	5-1	28	0	0	0/1	2	39.0	40	20	15	22	32	147	.272	5	1	0
29	Jackson Campana	3.46	0-0	11	0	0	0/2	0	13.0	12	6	5	9	10	47	.255	3	2	0
21	Kevin Pohle	3.84	12-6	38	17	0	0/3	0	119.2	135	65	51	47	62	470	.287	10	5	1
33	Zack Erwin	3.87	9-5	48	13	1	1/1	4	132.2	112	66	57	48	94	480	.233	6	14	1
40	Kyle Schnell	4.13	2-0	29	0	0	0/1	2	32.2	39	18	15	13	22	133	.293	1	10	2
43	Patrick Andrews	4.25	3-4	49	1	0	0/3	2	72.0	67	42	34	27	54	272	.246	7	6	1
32	Clate Schmidt	4.44	8-11	36	19	0	0/2	0	121.2	147	73	60	54	78	489	.301	13	19	2
42	Clay Bates	4.56	1-1	46	0	0	0/3	1	49.1	51	30	25	26	33	189	.270	7	13	1
48	Garrett Lovorn	5.06	0-0	9	0	0	0/0	0	10.2	10	7	6	7	10	43	.233	5	4	0
39	Jake Long	5.30	3-3	16	12	0	0/0	0	56.0	55	36	33	32	42	216	.255	3	5	1
19	Brody Koerner	6.06	1-2	15	7	0	0/0	0	35.2	34	31	24	32	37	135	.252	6	4	1
22	Wales Toney	12.46	0-0	4	0	0	0/0	0	4.1	6	6	6	5	6	20	.300	1	2	0
37	Alex Bostic	27.00	0-1	8	1	0	0/0	0	4.1	9	16	13	11	3	21	.429	2	0	0

# 2014 POSTSEASON STATS

## ACC TOURNAMENT

#	Player	Avg	GP-GS	AB	R	H	2B	3B	HR	RBI	TB	Sig%	BB	HP	SO	GDP	OB%	SF	SH	SB-SBA
30	Garrett Boulware	.364	3-3	11	0	4	0	0	0	1	4	.364	0	1	3	0	.417	0	0	0-0
17	Steve Wilkerson	.364	3-3	11	0	4	0	0	0	1	4	.364	3	0	0	0	.500	0	0	0-0
12	Jon McGibbon	.333	3-2	6	1	2	0	0	1	1	5	.833	3	0	2	0	.556	0	0	0-0
9	Steven Duggar	.308	3-3	13	2	4	0	0	0	2	4	.308	1	0	6	0	.357	0	0	0-0
25	Chris Okey	.300	3-3	10	2	3	0	0	0	0	3	.300	2	0	1	0	.417	0	0	1-1
18	Tyler Slaton	.222	3-3	9	1	2	0	0	0	0	2	.222	3	1	3	0	.462	0	1	0-1
13	Jay Baum	.167	3-3	12	0	2	0	0	0	1	2	.167	1	0	2	2	.231	0	0	0-0
3	Tyler Krieger	.167	3-3	12	0	2	1	0	0	2	3	.250	2	0	2	1	.286	0	0	2-2
8	Weston Wilson	.111	3-3	9	2	1	0	0	0	0	1	.111	1	0	3	0	.200	0	0	0-0
----- Others -----																				
6	Andrew Cox	.000	2-0	1	0	0	0	0	0	0	0	.000	0	0	0	0	.000	0	0	0-0
10	Mike Dunster	.000	1-0	1	0	0	0	0	0	0	0	.000	0	0	1	0	.000	0	0	0-0
11	Shane Kennedy	.000	2-1	3	0	0	0	0	0	0	0	.000	0	0	1	0	.000	0	0	0-0
	<b>CLEMSON</b>	<b>.245</b>	<b>3-3</b>	<b>98</b>	<b>8</b>	<b>24</b>	<b>1</b>	<b>0</b>	<b>1</b>	<b>8</b>	<b>28</b>	<b>.286</b>	<b>16</b>	<b>2</b>	<b>24</b>	<b>3</b>	<b>.362</b>	<b>0</b>	<b>1</b>	<b>3-4</b>
	<b>OPPONENTS</b>	<b>.228</b>	<b>3-3</b>	<b>101</b>	<b>8</b>	<b>23</b>	<b>1</b>	<b>0</b>	<b>2</b>	<b>7</b>	<b>30</b>	<b>.297</b>	<b>7</b>	<b>4</b>	<b>23</b>	<b>2</b>	<b>.304</b>	<b>0</b>	<b>3</b>	<b>1-1</b>

LOB - Team (30), Opp (26). **DPs turned** - Team (2), Opp (4). **IBB** - Team (2), Krieger 1, Wilkerson 1, Opp (0).

#	Player	ERA	W-L	APP	GS	CG	SHO/CBO	SV	IP	H	R	*ER	BB	SO	AB	O/BA	WP	HBP	BK
23	Daniel Gossett	2.16	0-0	1	1	0	0/0	0	8.1	7	2	2	2	8	31	.226	1	2	0
32	Clate Schmidt	2.16	0-1	1	1	0	0/0	0	8.1	8	2	2	1	6	32	.250	1	2	0
44	Matthew Crownover	2.35	1-0	1	1	0	0/0	0	7.2	5	2	2	1	9	27	.185	0	0	0
----- Others -----																			
42	Clay Bates	0.00	0-0	1	0	0	0/0	0	0.1	1	0	0	0	0	2	.500	0	0	0
20	Drew Moyer	6.75	1-0	2	0	0	0/0	0	1.1	0	1	1	2	0	4	.000	0	0	0
36	Matt Campbell	9.00	0-0	2	0	0	0/0	1	1.0	2	1	1	0	0	5	.400	0	0	0
33	Zach Erwin	-----	0-0	1	0	0	0/0	0	0.0	0	0	0	1	0	0	-----	0	0	0
	<b>CLEMSON</b>	<b>2.67</b>	<b>2-1</b>	<b>3</b>	<b>3</b>	<b>0</b>	<b>0/0</b>	<b>1</b>	<b>27.0</b>	<b>23</b>	<b>8</b>	<b>8</b>	<b>7</b>	<b>23</b>	<b>101</b>	<b>.228</b>	<b>2</b>	<b>4</b>	<b>0</b>
	<b>OPPONENTS</b>	<b>2.39</b>	<b>1-2</b>	<b>3</b>	<b>3</b>	<b>0</b>	<b>1/1</b>	<b>1</b>	<b>26.1</b>	<b>24</b>	<b>8</b>	<b>7</b>	<b>16</b>	<b>24</b>	<b>98</b>	<b>.245</b>	<b>4</b>	<b>2</b>	<b>0</b>

PB - Team (0), Opp (1). **Pickoffs** - Team (0), Opp (1). **IBB** - Team (0), Opp (2). \* - Clemson had no team unearned runs

Note: **Bold** denotes returning player.

## NCAA TOURNAMENT

#	Player	Avg	GP-GS	AB	R	H	2B	3B	HR	RBI	TB	Sig%	BB	HP	SO	GDP	OB%	SF	SH	SB-SBA
3	Tyler Krieger	.571	2-2	7	2	4	2	0	0	0	6	.857	0	0	1	0	.571	0	1	0-0
12	Jon McGibbon	.333	2-2	6	0	2	0	0	0	0	2	.333	1	0	1	0	.429	0	0	0-0
30	Garrett Boulware	.286	2-2	7	1	2	2	0	0	0	4	.571	0	0	0	1	.286	0	0	0-0
17	Steve Wilkerson	.286	2-2	7	1	2	0	0	1	3	5	.714	0	0	1	0	.286	0	0	0-0
9	Steven Duggar	.250	2-2	8	0	2	0	0	0	1	2	.250	0	0	4	0	.250	0	0	0-1
18	Tyler Slaton	.167	2-2	6	1	1	0	0	0	0	1	.167	3	0	0	0	.444	0	0	0-1
13	Jay Baum	.143	2-2	7	0	1	1	0	0	1	2	.286	0	0	1	0	.143	0	0	0-0
25	Chris Okey	.000	2-2	5	0	0	0	0	0	0	0	.000	1	0	0	0	.167	0	1	0-0
----- Others -----																				
5	Joe Costigan	.000	1-0	1	0	0	0	0	0	0	0	.000	0	0	0	0	.000	0	0	0-0
10	Mike Dunster	.000	2-0	1	0	0	0	0	0	0	0	.000	0	0	0	0	.000	0	0	0-0
35	Mike Triller	.000	1-0	1	0	0	0	0	0	0	0	.000	0	0	0	0	.000	0	0	0-0
11	Shane Kennedy	.000	2-0	2	0	0	0	0	0	0	0	.000	0	0	1	0	.000	0	0	0-0
8	Weston Wilson	.000	2-2	4	0	0	0	0	0	0	0	.000	1	0	0	0	.200	0	0	0-1
4	Eli White	-----	2-0	0	0	0	0	0	0	0	0	-----	1	0	0	0	1.000	0	0	0-0
	<b>CLEMSON</b>	<b>.226</b>	<b>2-2</b>	<b>62</b>	<b>5</b>	<b>14</b>	<b>5</b>	<b>0</b>	<b>1</b>	<b>5</b>	<b>22</b>	<b>.355</b>	<b>7</b>	<b>0</b>	<b>9</b>	<b>1</b>	<b>.304</b>	<b>0</b>	<b>2</b>	<b>0-3</b>
	<b>OPPONENTS</b>	<b>.427</b>	<b>2-2</b>	<b>75</b>	<b>24</b>	<b>32</b>	<b>7</b>	<b>3</b>	<b>2</b>	<b>22</b>	<b>51</b>	<b>.680</b>	<b>4</b>	<b>5</b>	<b>20</b>	<b>0</b>	<b>.482</b>	<b>1</b>	<b>6</b>	<b>6-7</b>

LOB - Team (12), Opp (19). **DPs turned** - Team (1), Opp (2). **IBB** - Team (0), Opp (0).

#	Player	ERA	W-L	APP	GS	CG	SHO/CBO	SV	IP	H	R	*ER	BB	SO	AB	O/BA	WP	HBP	BK
23	Daniel Gossett	4.50	0-1	1	1	0	0/0	0	6.0	9	3	3	0	5	25	.360	0	0	0
44	Matthew Crownover	19.64	0-1	1	1	0	0/0	0	3.2	10	8	8	1	7	20	.500	0	1	0
----- Others -----																			
36	Matt Campbell	0.00	0-0	1	0	0	0/0	0	1.0	0	0	0	0	3	3	.000	0	0	0
39	Jake Long	0.00	0-0	1	0	0	0/0	0	1.0	1	0	0	0	2	4	.250	0	0	0
42	Clay Bates	0.00	0-0	1	0	0	0/0	0	0.2	1	0	0	1	1	3	.333	1	0	0
20	Drew Moyer	6.75	0-0	2	0	0	0/0	0	1.1	3	3	1	0	0	6	.500	0	1	0
48	Garrett Lovorn	27.00	0-0	1	0	0	0/0	0	1.0	1	3	3	1	1	5	.200	1	2	0
19	Brody Koerner	36.00	0-0	1	0	0	0/0	0	1.0	5	4	4	0	0	6	.833	0	0	0
33	Zack Erwin	81.00	0-0	1	0	0	0/0	0	0.1	2	3	3	1	1	3	.667	0	1	0
	CLEMSON	12.38	0-2	2	2	0	0/0	0	16.0	32	24	22	4	20	75	.427	2	5	0
	OPPONENTS	2.50	2-0	2	2	0	0/0	1	18.0	14	5	5	7	9	62	.226	2	0	0

PB - Team (1), Okey 1, Opp (0). **Pickoffs** - Team (1), Okey 1, Opp (2). **IBB** - Team (0), Opp (0). \* - Clemson had no team unearned runs

Note: **Bold** denotes returning player.



# 2014 SUPERLATIVES

## TEAM

At-Bats	52	vs. Boston College*, 5-17
Runs	16	vs. Wake Forest, 3-15 <sup>(1)</sup>
	16	vs. Georgia, 3-25
Runs in Inning	7	vs. Georgia, 3-25 (5th)
	7	vs. James Madison, 5-3 (8th)
Hits	18	vs. Maine, 2-22
	18	vs. Wake Forest, 3-15 <sup>(1)</sup>
Batting Average	.462	vs. Maine, 2-22
RBI's	16	vs. Wake Forest, 3-15 <sup>(1)</sup>
Doubles	7	vs. Georgia, 3-25
Triples	2	vs. Maryland, 3-28 <sup>(2)</sup>
Home Runs	3	vs. Boston College, 5-15
Extra Base Hits	8	vs. Georgia, 3-25
	8	vs. Pittsburgh, 4-20
Total Bases	29	vs. Wake Forest, 3-15 <sup>(1)</sup>
Slugging Percentage	.679	vs. Boston College, 5-15
Walks By Clemson Hitters	9	vs. Georgia, 3-25
Runners Left on Base	14	vs. Wake Forest, 3-15 <sup>(2)</sup>
Sacrifice Bunts	2	vs. many (4), many times (5)
Sacrifice Flies	3	vs. Maine, 2-22
	3	vs. Maine, 2-23
Hit-By-Pitch	4	vs. Furman, 4-1
Stolen Bases	5	vs. many (3)
Stolen Base Attempts	6	vs. many (3)
Putouts	39	vs. Boston College*, 5-17
Assists	23	vs. Eastern Michigan^, 2-14
Double Plays Turned	3	vs. UNLV, 5-4
Errors	5	vs. Georgia, 4-8
Scoring Margin	+12	vs. Georgia, 3-25 (16-4)
Longest Game	4:48	vs. Boston College*, 5-17
Shortest Game	1:58	vs. Appalachian State, 3-12
Innings Pitched	13.0	vs. Boston College*, 5-17
Strikeouts By Clemson Pitchers	16	vs. Western Carolina, 4-23

## INDIVIDUAL

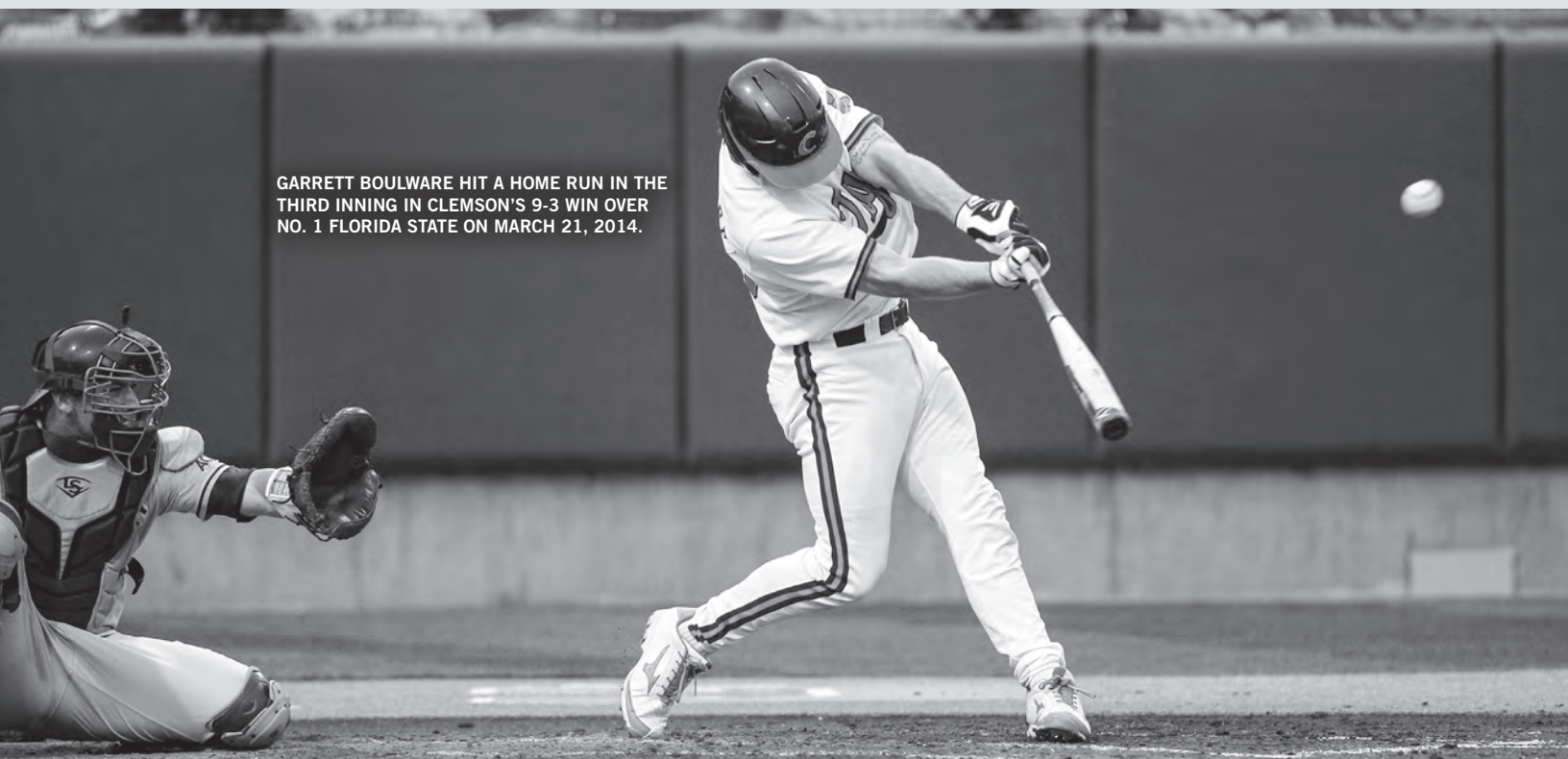
At-Bats	7	by Steven Duggar vs. Boston College*, 5-17
	7	by Steve Wilkerson vs. Boston College*, 5-17
Runs	3	by many (5), many times (9)
Hits	4	by many (5)
RBI's	5	by Weston Wilson vs. Virginia Tech, 3-8
Doubles	2	by many (5), many times (9)
Triples	1	by many (7), many times (12)
Home Runs	1	by many (11), many times (28)
Extra Base Hits	3	by Steve Wilkerson vs. Maryland, 3-28 <sup>(2)</sup>
Total Bases	9	by Shane Kennedy vs. Maryland, 3-28 <sup>(1)</sup>
Walks By Clemson Hitters	3	by Tyler Slaton vs. many (2)
	3	by Garrett Boulware vs. UNLV, 5-5
Sacrifice Bunts	2	by Jay Baum vs. South Carolina, 2-28
Sacrifice Flies	2	by Chris Okey vs. Wake Forest, 3-15 <sup>(2)</sup>
Hit-By-Pitch	2	by Tyler Slaton vs. Furman, 4-1
Stolen Bases	3	by Steven Duggar vs. Furman, 5-13
Stolen Base Attempts	4	by Steven Duggar vs. Furman, 5-13
Putouts	16	by Jon McGibbon vs. Eastern Michigan^, 2-14
Assists	7	by Weston Wilson vs. Eastern Michigan^, 2-14
	7	by Steve Wilkerson vs. Presbyterian College, 2-25
Errors	3	by Tyler Krieger vs. Virginia Tech, 3-7
	3	by Steve Wilkerson vs. many (2)
Innings Pitched	9.0	by many (3), many times (5)
Strikeouts By Clemson Pitchers	13	by Zack Erwin vs. Western Carolina, 4-23
	13	by Daniel Gossett vs. Miami (Fla.)*, 4-26

\* - 13-inning game; ^ - 10-inning game; ° - 12-inning game; Note: **Bold** denotes a Clemson home game.

# 2014 HOME RUNS

#	Player <sup>(#)</sup>	Opponent (Date)	Inn.	Outs	H	A	L/R
1.	Dunster <sup>(1)</sup>	Eastern Michigan (2-14)	9	1	1	R	
2.	Wilson <sup>(1)</sup>	Maine (2-22)	8	1	3	R	
3.	Wilkerson <sup>(1)</sup>	* Virginia Tech (3-7)	6	1	1	R	
4.	McGibbon <sup>(1)</sup>	* Virginia Tech (3-8)	3	0	2	L	
5.	Wilson <sup>(2)</sup>	* Virginia Tech (3-8)	4	2	4	L	
6.	Boulware <sup>(1)</sup>	* Virginia Tech (3-9)	7	2	1	R	
7.	Okey <sup>(1)</sup>	* Wake Forest (3-14)	4	2	3	R	
8.	Wilkerson <sup>(2)</sup>	* Wake Forest (3-15) <sup>(1)</sup>	9	0	2	R	
9.	Slaton <sup>(1)</sup>	* Wake Forest (3-15) <sup>(1)</sup>	9	0	3	R	
10.	Krieger <sup>(1)</sup>	* Wake Forest (3-15) <sup>(2)</sup>	6	0	2	R	
11.	Slaton <sup>(2)</sup>	Georgia Southern (3-19)	4	1	2	R	
12.	Boulware <sup>(2)</sup>	* Florida State (3-21)	3	2	1	R	
13.	Okey <sup>(2)</sup>	Georgia (3-25)	5	0	2	L	
14.	Kennedy <sup>(1)</sup>	* Maryland (3-28) <sup>(1)</sup>	2	1	1	R	
15.	Wilkerson <sup>(3)</sup>	* Maryland (3-28) <sup>(2)</sup>	1	2	3	R	
16.	Okey <sup>(3)</sup>	* Maryland (3-28) <sup>(2)</sup>	5	1	2	R	
17.	Wilkerson <sup>(4)</sup>	Furman (4-1)	7	1	1	R	
18.	McGibbon <sup>(2)</sup>	Furman (4-1)	8	2	3	R	
19.	Boulware <sup>(3)</sup>	* Virginia (4-12)	7	1	2	L	
20.	Boulware <sup>(4)</sup>	Coastal Carolina (4-15)	1	2	1	L	
21.	Okey <sup>(4)</sup>	* Pittsburgh (4-20)	6	0	1	R	
22.	Wilkerson <sup>(5)</sup>	° UNLV (5-4)	6	1	1	R	
23.	Krieger <sup>(2)</sup>	* Boston College (5-15)	1	1	1	R	
24.	Baum <sup>(1)</sup>	* Boston College (5-15)	2	0	1	R	
25.	Duggar <sup>(1)</sup>	* Boston College (5-15)	7	1	1	L	
26.	Slaton <sup>(3)</sup>	* Boston College (5-17)	9	0	1	R	
27.	McGibbon <sup>(3)</sup>	+ Miami (Fla.) (5-22)	6	0	1	R	
28.	Wilkerson <sup>(6)</sup>	\$ Xavier (5-31)	8	1	2	R	

\* - ACC regular-season game; + - ACC Tournament at Greensboro, N.C.; \$ - NCAA Regional at Nashville, Tenn.; ° - Greenville, S.C.; ^ - pitcher throws; H - 1...solo, 2...2-run, 3...3-run, 4...grand slam; Note: **Bold** denotes a Clemson home game.



GARRETT BOULWARE HIT A HOME RUN IN THE THIRD INNING IN CLEMSON'S 9-3 WIN OVER NO. 1 FLORIDA STATE ON MARCH 21, 2014.

# 2014 INDIVIDUAL GAME-BY-GAME BATTING STATS

Date	Opponent	BAUM AB-R-H-RBI	BOULWARE AB-R-H-RBI	COX AB-R-H-RBI	DUGGAR AB-R-H-RBI	DUNSTER AB-R-H-RBI	KENNEDY AB-R-H-RBI	KRIEGER AB-R-H-RBI	McGIBBON AB-R-H-RBI	OKEY AB-R-H-RBI	SLATON AB-R-H-RBI	TRILLER AB-R-H-RBI	WHITE AB-R-H-RBI	WILKERSON AB-R-H-RBI	WILSON AB-R-H-RBI
2-14	Eastern Michigan	*5-0-1-0	*3-0-0-1	*4-0-2-0	*4-1-1-1	1-1-1-1	-----	*3-2-1-0	*4-0-0-0	*5-0-2-2	*4-1-1-0	-----	1-0-0-0	-----	*2-0-0-0
2-15	Eastern Michigan	*3-0-1-1	*4-1-1-1	*2-1-1-0	*4-1-3-1	-----	-----	*4-1-3-2	*3-0-0-0	*4-0-0-0	*4-0-0-0	0-0-0-0	-----	-----	*4-1-1-0
2-16	Eastern Michigan	*5-2-3-2	*4-1-2-2	*3-0-1-0	*4-2-1-0	1-0-0-0	-----	*4-1-1-0	0-0-0-0	*3-0-1-3	*3-2-0-0	1-0-0-0	*2-1-1-0	-----	*4-0-0-0
2-21	Maine	*4-0-1-0	*4-1-2-1	*3-1-0-0	*4-1-1-1	-----	-----	*3-1-1-0	*3-0-0-0	*4-0-1-2	*4-1-2-1	-----	-----	*4-0-1-0	-----
2-22	Maine	*4-1-1-1	*2-1-1-1	*3-1-1-1	*4-1-1-0	1-0-0-0	-----	*5-0-3-1	*3-2-1-1	*4-1-2-2	*6-2-4-2	1-0-1-0	1-0-0-0	*3-2-1-0	1-1-1-3
2-23	Maine	*3-1-1-0	*4-1-3-3	1-0-0-0	*4-1-1-1	1-0-0-0	-----	*1-2-1-0	*2-1-0-0	*5-0-1-1	*3-1-1-1	1-0-1-0	1-1-1-0	*2-1-1-1	*4-1-1-2
2-25	Presbyterian College	*3-0-0-0	*3-0-0-0	-----	*3-1-1-2	-----	-----	*4-1-2-0	*3-0-0-0	*4-1-1-1	*3-0-1-0	-----	-----	*3-0-1-1	*3-1-2-0
2-28	South Carolina	*3-0-0-0	*4-0-2-1	1-0-0-0	*3-2-1-0	-----	-----	*5-1-1-3	*2-1-0-0	*4-0-0-0	*5-1-2-0	-----	-----	*4-1-1-0	*3-0-1-1
3- 1	# South Carolina	*4-0-1-1	*5-0-1-0	0-0-0-0	*4-1-1-0	0-0-0-0	-----	*5-1-1-0	*4-0-1-0	*4-0-1-1	*4-0-2-0	-----	-----	*4-0-1-0	*3-0-0-0
3- 2	South Carolina	*4-1-1-0	*4-1-1-0	*3-0-0-0	*4-0-3-1	1-0-0-0	-----	*3-0-1-0	*3-0-0-0	*4-0-1-0	*5-1-3-1	-----	-----	*4-0-1-0	-----
3- 4	Western Carolina	*3-1-0-0	*3-1-1-1	*1-0-0-0	*5-1-0-1	2-0-0-0	-----	*6-2-3-1	3-0-1-2	*2-0-0-0	*5-1-2-1	3-1-2-1	1-0-0-0	*4-2-3-2	*1-0-0-0
3- 7	* Virginia Tech	*4-1-1-0	*3-0-1-1	-----	*4-0-0-0	1-0-0-0	-----	*3-1-1-2	*3-1-0-0	*4-0-1-0	*5-1-1-1	*3-2-1-0	-----	*4-1-1-1	0-0-0-0
3- 8	* Virginia Tech	*5-2-3-1	*3-0-0-1	2-0-0-0	*2-1-2-1	1-0-0-0	-----	*4-2-1-0	*2-2-1-2	*4-1-1-1	*5-1-1-0	1-0-0-0	1-0-0-0	*3-1-1-0	*4-2-3-5
3- 9	* Virginia Tech	*3-1-2-1	*5-3-3-2	1-0-0-0	*4-2-1-1	1-0-1-0	-----	*4-1-1-0	*4-0-0-0	*3-1-3-4	*5-1-3-1	0-0-0-0	1-0-0-0	*3-1-1-2	*4-1-1-0
3-12	Appalachian State	*3-0-0-0	*3-0-1-1	-----	*2-0-1-1	-----	-----	*3-1-1-0	*3-0-0-0	*3-0-0-0	*4-1-1-0	*3-0-0-0	-----	*2-0-0-0	-----
3-14	* Wake Forest	*3-0-1-0	*2-1-0-0	*3-0-0-0	*4-1-2-0	-----	-----	*4-0-0-0	*3-0-0-0	*3-1-1-3	*4-0-0-0	-----	-----	*3-0-0-0	-----
3-15	* Wake Forest <sup>(1)</sup>	*4-2-3-3	*5-2-2-1	1-0-0-0	*5-0-2-2	1-0-0-0	-----	*4-2-2-1	*4-2-2-2	*5-2-1-1	*6-1-3-4	0-0-0-0	0-0-0-0	*4-3-2-2	*4-2-1-0
3-15	* Wake Forest <sup>(2)</sup>	*5-1-2-0	*5-3-3-0	-----	*4-0-2-1	-----	-----	*5-2-2-2	*4-0-1-1	*3-0-1-3	*4-1-0-0	-----	-----	*4-0-2-0	*3-0-1-0
3-18	Georgia Southern	*2-0-0-0	*5-1-2-1	-----	*4-0-0-2	-----	1-0-0-0	*3-2-2-0	*2-0-0-0	*3-1-2-0	*4-1-2-0	2-0-0-0	2-0-0-0	*4-0-2-2	*3-0-0-0
3-19	Georgia Southern	*4-0-0-0	*4-0-1-0	-----	*3-1-1-0	-----	*4-1-1-0	*2-0-0-0	0-0-0-0	*4-0-0-0	*5-1-2-2	*4-1-1-0	-----	*3-1-0-0	-----
3-21	* Florida State	*3-0-1-1	*4-2-2-2	-----	*4-0-2-0	-----	*4-1-2-1	*4-1-2-3	-----	*4-1-2-1	*4-2-1-0	-----	-----	*3-2-1-0	*4-0-0-0
3-22	* Florida State <sup>(1)</sup>	*3-1-1-0	*3-0-0-0	-----	*3-0-0-0	-----	*3-0-0-0	*4-0-0-0	-----	*4-0-2-0	*3-0-0-0	-----	1-0-0-0	*3-0-0-0	*3-0-1-0
3-22	* Florida State <sup>(2)</sup>	*4-1-1-2	*4-0-1-0	-----	*3-1-0-0	1-0-0-0	*3-1-0-0	*5-0-1-0	-----	*4-0-2-0	*5-0-1-0	-----	-----	*3-0-0-0	*3-0-2-1
3-25	Georgia	*3-2-1-0	*4-3-1-1	1-0-0-0	*6-1-4-4	2-1-0-1	*5-2-2-2	*6-3-2-1	-----	*5-1-1-2	*5-1-3-2	1-0-0-0	0-0-0-0	*3-1-2-0	*2-1-1-2
3-28	* Maryland <sup>(1)</sup>	*3-0-1-1	*3-0-1-0	-----	*4-0-1-0	-----	*4-2-4-2	*4-0-0-0	0-0-0-0	*4-0-0-0	*5-0-1-0	-----	-----	*4-1-1-0	*4-0-1-0
3-28	* Maryland <sup>(2)</sup>	*3-0-2-0	*4-0-0-0	1-0-0-0	*4-2-2-1	1-0-1-1	*2-0-0-0	*5-0-1-0	1-0-0-0	*4-2-1-2	*4-1-2-0	0-0-0-0	0-0-0-0	*4-2-3-3	*3-0-1-0
4- 1	Furman	*3-1-1-1	*3-0-0-1	0-1-0-0	*2-0-0-1	1-0-0-0	*2-1-0-0	*4-0-0-0	1-2-1-3	*4-0-0-0	*2-2-2-3	2-1-1-0	1-0-0-0	*4-3-2-1	*3-1-3-3
4- 2	Winthrop	*3-0-2-1	*4-0-1-0	-----	*4-0-0-0	-----	*2-0-0-1	*4-0-1-2	0-0-0-0	*3-1-0-0	*4-1-1-0	-----	-----	*3-1-3-0	*2-1-0-0
4- 5	* NC State	*4-0-1-0	*4-1-1-0	-----	*4-2-2-0	-----	*4-1-1-1	*4-0-0-0	0-0-0-0	*4-2-2-1	*4-0-1-0	-----	-----	*4-0-2-2	*4-0-2-0
4- 6	* NC State	*4-0-0-0	*4-1-1-0	-----	*4-0-0-0	-----	*3-1-0-0	*4-1-1-0	-----	*4-0-1-0	*5-0-1-0	-----	-----	*4-1-2-1	*4-0-2-2
4- 7	* NC State	*3-1-1-0	*5-0-1-0	-----	*5-0-1-0	-----	*4-0-0-0	*3-0-2-0	-----	*3-0-1-0	*4-0-0-0	-----	-----	*4-0-0-0	*3-0-1-0
4- 8	Georgia	*2-2-1-0	*4-0-0-0	-----	*4-0-2-1	-----	*4-0-0-0	*1-0-0-1	-----	*4-0-1-0	*4-0-1-0	-----	-----	*4-0-0-0	*3-0-0-0
4-11	* Virginia	*2-0-0-0	*2-0-0-0	-----	*3-0-2-1	1-0-0-0	*4-0-1-0	*4-1-1-1	1-0-0-0	*4-0-0-0	*5-1-1-0	-----	-----	*3-0-0-0	*2-0-0-0
4-12	* Virginia	*3-2-1-0	*4-1-2-3	-----	*3-0-0-0	-----	*4-0-0-0	*5-1-2-2	0-0-0-0	*3-0-1-1	*4-2-1-1	-----	-----	*3-0-0-0	*3-1-0-0
4-13	* Virginia	*3-0-1-0	*4-0-1-0	1-0-0-0	*3-0-1-0	1-0-0-0	*4-0-2-0	*4-0-1-0	-----	*4-0-0-0	*4-0-1-0	-----	0-0-0-0	*4-0-1-0	*2-0-0-0
4-15	Coastal Carolina	*3-0-1-1	*5-3-4-1	1-0-0-0	*5-1-2-2	-----	*3-1-1-0	*5-2-4-0	0-0-0-0	*3-1-2-2	*3-1-0-0	-----	0-0-0-0	*5-0-1-2	*3-0-0-0
4-18	* Pittsburgh	*5-0-1-1	*5-0-2-0	-----	*5-1-2-0	-----	*4-0-1-1	*5-1-3-0	0-0-0-0	*5-1-1-1	*5-0-0-0	-----	-----	*5-0-1-0	*4-0-1-0
4-19	* Pittsburgh	*3-0-0-0	*3-1-1-0	-----	*3-0-0-1	-----	*3-0-0-0	*4-1-1-0	1-0-0-0	*4-0-0-0	*1-1-0-0	1-0-0-0	-----	*4-0-1-2	*2-0-0-0
4-20	* Pittsburgh	*1-0-0-0	*4-1-3-0	1-0-0-0	*5-0-1-0	1-0-1-0	*3-0-1-0	*3-1-2-0	2-0-1-0	*4-1-1-2	*5-1-2-0	*2-0-0-0	2-0-0-0	*4-0-2-1	0-0-0-0
4-22	Liberty	*4-0-1-1	*4-0-1-1	*2-0-0-0	*4-1-0-0	1-0-0-0	*4-0-1-1	-----	-----	*4-0-1-0	*3-2-2-0	-----	*3-0-0-0	*4-0-2-0	1-0-0-0
4-23	Western Carolina	*4-1-2-0	*4-2-1-0	0-0-0-0	*5-1-2-1	0-0-0-0	*4-0-2-2	-----	1-1-1-1	*3-3-1-0	*4-1-1-0	1-0-0-0	*4-0-0-2	*5-1-2-2	*4-1-2-2
4-25	* Miami (Fla.)	*4-0-1-0	*4-0-0-0	-----	*4-0-1-0	-----	*4-0-0-0	*3-0-0-0	1-0-0-0	*4-0-1-0	*2-0-1-0	-----	*2-1-0-0	*4-1-1-0	-----
4-26	* Miami (Fla.)	*4-0-1-0	*5-0-0-0	-----	*5-1-1-0	-----	*5-0-1-0	-----	1-0-0-0	*5-0-2-0	*4-0-1-0	-----	*4-0-1-0	*5-0-2-1	*4-1-1-0
4-27	* Miami (Fla.)	*3-0-1-0	*4-0-1-0	-----	*4-0-0-0	1-0-0-0	*4-0-0-0	-----	1-0-1-0	*5-0-1-1	*3-1-0-0	-----	*2-0-0-0	*3-0-2-1	*3-0-2-0
5- 2	James Madison	*4-0-2-0	*2-1-1-1	-----	*3-2-2-0	-----	*4-1-1-1	*5-1-1-2	-----	*4-1-1-2	*4-1-2-1	-----	-----	*1-1-0-1	*3-0-0-0
5- 3	James Madison	*4-1-2-1	*5-0-2-1	0-1-0-0	*5-2-2-2	-----	*4-0-2-0	*4-1-2-1	1-0-1-1	*5-1-2-0	*4-2-1-0	-----	0-0-0-0	*4-1-1-2	*3-0-0-0
5- 4	# UNLV	*4-1-2-1	*3-0-0-0	0-0-0-0	*3-1-0-0	-----	*4-1-2-0	*2-1-1-0	0-0-0-0	*4-1-1-0	*4-0-1-1	-----	0-0-0-0	*3-1-2-3	*4-0-1-1
5- 5	UNLV	*4-0-0-0	*1-0-1-2	0-0-0-0	*3-2-2-0	-----	*3-0-0-0	*2-2-1-1	0-0-0-0	*3-0-0-1	*3-1-0-0	-----	*3-0-0-0	-----	*4-0-0-0
5- 7	High Point	*3-0-1-0	*2-0-0-1	0-0-0-0	*3-1-1-0	-----	*4-0-2-0	*3-0-1-0	0-0-0-0	*4-0-0-0	*4-0-0-0	-----	*3-0-2-0	-----	*2-0-0-0
5- 9	* Notre Dame	*4-0-2-0	*3-0-0-1	-----	*3-0-0-0	2-0-1-0	*3-0-0-0	*4-0-1-0	-----	*3-0-0-0	*3-1-0-0	-----	-----	*3-0-0-0	*0-0-0-0
5-10	* Notre Dame	*3-1-0-0	*4-0-1-0	1-0-0-0	*4-1-0-0	1-0-0-0	*3-2-2-0	*4-1-2-1	1-0-1-1	*4-0-1-0	*4-2-2-1	0-0-0-0	0-0-0-0	*4-1-2-1	*3-0-1-1
5-11	* Notre Dame	*4-0-1-0	*4-1-1-0	-----	*4-1-1-0	1-0-0-0	*3-0-0-0	*3-1-0-1	1-0-0-0	*4-0-0-0	*3-0-0-0	-----	-----	*4-0-1-2	*2-0-0-0
5-13	# Furman	*4-0-2-3	*3-1-1-0	1-0-0-0	*4-2-2-1	-----	*3-1-0-1	*4-2-2-0	0-0-0-0	*4-0-1-0	*5-0-0-0	-----	-----	*3-0-0-0	*4-1-2-0
5-15	* Boston College	*2-1-1-2	*3-0-0-1	-----	*3-3-2-1	-----	*3-0-0-0	*4-2-3-2	1-0-0-0	*2-1-1-0	*3-0-0-0	1-0-0-0	-----	*4-1-1-1	*2-0-0-0
5-16	* Boston College	*3-0-0-0	*2-0-0-0	-----	*4-0-0-0	-----	*3-1-0-0	*4-0-0-0	-----	*2-0-1-1	*3-0-0-0	-----	-----	*4-0-1-0	*3-0-0-0
5-17	* Boston College	*6-1-2-1	*6-2-3-0	2-1-1-1	*7-0-1-1	4-1-1-0	-----	*5-1-2-0	*5-0-2-3	*2-0-1-0	*6-2-2-2	-----	-----	*7-1-1-1	*2-0-0-0
5-21	+ Duke	*5-0-1-0	*4-0-2-1	1-0-0-0	*5-1-2-2	-----	*3-0-2-2	*2-0-0-0	*4-2-1-0	*4-0-0-0	-----	-----	-----	*4-0-1-0	*3-2-1-0
5-22	+ Miami (Fla.)	*3-0-0-1	*3-0-0-0	-----	*4-1-2-0	1-0-0-0	*2-0-0-0	*5-0-0-0	2-1-2-1	*3-0-2-0	*2-1-1-0	-----	-----	*5-0-3-1	*3-0-0-0
5-23	+ Georgia Tech	*4-0-1-0	*4-0-2-0	0-0-0-0	*4-0-0-0	-----	1-0-0-0	*4-0-0-0	*2-0-0-0	*3-0-0-0	*3-0-1-0	-----	-----	*2-0-0-0	*3-0-0-0
5-30	\$ Oregon	*3-0-0-0	*3-0-1-0	-----	*4-0-1-0	0-0-0-0	1-0-0-0	*3-0-1-0	*3-0-0-0	*2-0-0-0	*2-1-1-0	1-0-0-0	0-0-0-0	*3-0-1-1	*2-0-0-0
5-31	\$ Xavier	*4-0-1-1	*4-1-1-0	-----	*4-0-1-1	1-0-0-0	1-0-0-0	*4-2-3-0	*3-0-2-0	*3-0-0-0	*4-0-0-0	-----	0-0-0-0	*4-1-1-2	*2-0-0-0

\* - ACC regular-season game; # - Greenville, S.C. (Fluor Field); + - ACC Tournament at Greensboro, N.C.; \$ - NCAA Regional at Nashville, Tenn.; • - start; Note: **Bold** denotes a Clemson home game.

JAY BAUM HAD A HIT IN EACH OF THE THREE GAMES AGAINST NO. 11 MIAMI (FLA.) FROM APRIL 25-27.

# CAREER INDIVIDUAL GAME-BY-GAME PITCHING STATS

## #43 PATRICK ANDREWS, RHP

### 2012 • FR.

Date	Opponent	IP	H	R	ER	BB	SO	Dec
2-25	Maine	1.0	0	0	0	1	3	
3- 3	South Carolina	2.1	3	2	2	0	2	
3- 7	Holy Cross	1.0	1	0	0	0	2	
3-10	*North Carolina	1.1	0	0	0	1	0	
3-11	*North Carolina	1.0	1	2	2	2	0	
3-20	Elon	2.0	3	1	1	1	3	
3-24	*Virginia	^1.0	0	0	0	0	0	
3-27	Georgia	1.1	0	0	0	0	2	
3-28	Presbyterian College	^0.1	0	0	0	0	1	
3-31	*Miami (Fla.)	^2.0	1	0	0	0	1	S
4- 4	Western Carolina	1.0	3	4	0	1	1	L
4- 7	*Duke	^2.2	3	1	1	0	1	S
4-11	Georgia	0.2	2	2	2	2	2	L
4-14	*NC State	^1.2	0	0	0	0	2	
4-17	Charleston Southern	^0.2	1	0	0	0	0	W
4-24	Coastal Carolina	1.1	2	4	4	1	2	L
5- 6	College of Charleston	0.0	2	3	3	1	0	
5-14	*Florida State <sup>(2)</sup>	^6.2	6	3	3	5	2	
5-19	*Wake Forest	0.0	1	0	0	0	0	
5-25	+Florida State	^1.1	0	0	0	0	1	W

### 2013 • SO.

Date	Opponent	IP	H	R	ER	BB	SO	Dec
2-16	William & Mary	^3.0	5	4	4	1	3	L
2-23	Wright State <sup>(2)</sup>	1.1	0	0	0	2	0	
3- 6	Wofford	3.0	2	1	0	1	0	
3-17	*Virginia	0.2	1	0	0	0	1	
3-23	*Duke <sup>(2)</sup>	^1.0	0	0	0	0	0	
3-26	Georgia	^2.0	2	0	0	0	0	
4- 6	*Boston College	^2.0	1	0	0	0	0	
4- 9	Western Carolina	1.1	0	0	0	0	2	W
4-10	Presbyterian College	2.0	1	1	1	0	1	
4-12	*Wake Forest	1.0	0	0	0	0	0	
4-13	*Wake Forest	1.0	1	0	0	0	1	
4-20	*Miami (Fla.)	^1.0	0	0	0	1	0	
4-26	*Georgia Tech <sup>(2)</sup>	3.2	2	1	1	1	3	
5- 6	*Maryland <sup>(1)</sup>	2.0	3	1	1	0	2	
5- 8	# Furman <sup>(1)</sup>	1.0	2	2	0	0	0	
5-11	Georgia Southern	1.0	0	0	0	0	0	
5-14	USC Upstate	1.0	0	0	0	0	0	
5-16	*Florida State	0.2	0	0	0	1	1	
5-18	*Florida State	1.1	3	2	2	0	0	
5-22	+NC State	^1.2	0	0	0	1	0	
5-24	+North Carolina	2.0	4	0	0	1	5	
5-31	\$ Liberty	1.0	2	3	3	1	2	
6- 2	\$ Liberty	^3.0	1	0	0	0	4	

### 2014 • JR.

Date	Opponent	IP	H	R	ER	BB	SO	Dec
2-21	Maine	0.1	2	1	1	0	1	
2-23	Maine	1.0	0	0	0	1	0	
2-25	Presbyterian College	1.0	0	0	0	0	1	
2-28	South Carolina	1.2	3	1	1	0	0	
3- 4	Western Carolina	1.0	1	0	0	0	2	
3- 7	*Virginia Tech	0.0	2	3	2	1	0	

## #42 CLAY BATES, RHP

### 2012 • \*FR.

Date	Opponent	IP	H	R	ER	BB	SO	Dec
2-18	UAB <sup>(1)</sup>	^1.0	1	0	0	1	0	
2-25	Maine	^1.0	3	1	1	0	0	
3-21	# Elon	0.1	1	0	0	0	0	
3-27	Georgia	^1.0	2	1	1	0	1	
4- 4	Western Carolina	0.2	4	3	3	0	0	
4-11	Georgia	1.2	0	0	0	0	2	
5- 6	College of Charleston	^2.0	0	0	0	0	0	
5- 8	Tennessee Tech	0.2	2	2	2	0	0	
5-14	*Florida State <sup>(1)</sup>	0.1	0	0	0	1	0	

### 2013 • \*SO.

Date	Opponent	IP	H	R	ER	BB	SO	Dec
2-15	William & Mary	1.1	2	0	0	0	0	W
2-23	Wright State <sup>(2)</sup>	^1.0	2	0	0	0	1	
3- 1	South Carolina	0.2	1	2	0	1	0	
3-10	*NC State	0.2	1	2	2	1	1	
3-15	*Virginia	0.0	0	0	0	1	0	
3-19	Morehead State	2.0	1	2	2	2	1	
4-24	Western Carolina	0.1	0	0	0	0	0	
5- 4	*Maryland	^1.0	0	0	0	1	0	
5- 8	# Furman <sup>(1)</sup>	^2.0	1	0	0	0	1	
5-10	Georgia Southern	^1.0	1	0	0	0	0	

### 2014 • \*JR.

Date	Opponent	IP	H	R	ER	BB	SO	Dec
2-14	Eastern Michigan	2.1	1	0	0	0	2	
2-16	Eastern Michigan	1.1	2	0	0	0	0	
2-23	Maine	1.0	0	0	0	0	3	
2-25	Presbyterian College	1.0	0	0	0	0	1	
2-28	South Carolina	0.2	2	2	2	0	1	L
3- 4	Western Carolina	1.0	1	0	0	0	1	
3- 7	*Virginia Tech	0.1	2	1	1	0	0	
3- 9	*Virginia Tech	1.0	0	0	0	2	1	
3-15	*Wake Forest <sup>(2)</sup>	1.2	0	0	0	0	2	
3-19	Georgia Southern	1.0	0	0	0	0	2	
3-21	*Florida State	1.0	2	2	2	2	1	
4- 1	Furman	1.0	0	0	0	0	0	
4- 6	*NC State	^2.0	5	6	5	1	0	
4- 8	Georgia	2.0	1	1	1	2	1	
4-11	*Virginia	^1.0	0	0	0	1	0	
4-13	*Virginia	^0.1	0	0	0	0	0	
4-15	Coastal Carolina	^2.0	2	1	0	2	4	S
4-20	*Pittsburgh	0.2	3	2	2	1	1	
4-25	*Miami (Fla.)	^2.0	3	2	1	1	1	
4-27	*Miami (Fla.)	1.0	1	0	0	2	0	
5- 5	UNLV	1.0	0	0	0	1	0	
5- 7	High Point	1.0	0	0	0	0	2	
5-11	*Notre Dame	1.0	1	0	0	1	0	
5-15	*Boston College	^1.0	1	0	0	1	1	
5-17	*Boston College	1.1	0	0	0	0	1	
5-22	+Miami (Fla.)	0.1	1	0	0	0	0	
5-31	\$ Xavier	0.2	1	0	0	1	1	

## #37 ALEX BOSTIC, LHP

### 2014 • FR.

Date	Opponent	IP	H	R	ER	BB	SO	Dec
2-22	Maine	^1.0	1	0	0	0	0	
2-28	South Carolina	0.1	0	1	1	0	1	
3- 1	# South Carolina	0.0	0	1	0	2	0	
3- 4	Western Carolina	^1.0	2	5	4	3	1	L
3-18	Georgia Southern	0.2	1	1	0	2	1	
4-20	*Pittsburgh	0.1	3	5	5	2	0	
4-27	*Miami (Fla.)	0.0	1	2	2	1	0	
5-11	*Notre Dame	^1.0	1	1	1	1	0	

## #29 JACKSON CAMPANA, RHP

### 2013 • FR.

Date	Opponent	IP	H	R	ER	BB	SO	Dec
2-23	Wright State <sup>(2)</sup>	2.0	1	0	0	1	0	
3- 3	South Carolina	0.1	1	1	1	2	0	
3-23	*Duke <sup>(2)</sup>	1.0	1	1	1	2	0	

4-24	Western Carolina	^1.0	2	0	0	0	1	
5- 8	# Furman <sup>(2)</sup>	^2.0	0	0	0	2	2	
5-11	Georgia Southern	^1.0	1	0	0	1	2	
5-25	+Miami (Fla.)	^2.0	4	2	1	0	1	
5-31	\$ Liberty	^1.0	1	0	0	0	2	

### 2014 • SO.

Date	Opponent	IP	H	R	ER	BB	SO	Dec
4-20	*Pittsburgh	^1.0	0	0	0	1	1	
4-27	*Miami (Fla.)	^1.0	0	0	0	0	1	
5-15	*Boston College	0.2	1	2	2	0	0	

## #36 MATT CAMPBELL, RHP

### 2011 • FR.

Date	Opponent	IP	H	R	ER	BB	SO	Dec
2-26	Charleston Southern	2.0	0	0	0	1	2	
3-19	*Duke	1.0	0	0	0	0	3	
3-20	*Duke	^1.2	0	0	0	0	1	
3-22	Elon	0.2	1	0	0	1	0	
3-25	*NC State	1.2	2	1	1	1	1	
3-29	Georgia	1.0	1	1	1	0	1	
4- 2	*North Carolina	0.0	1	2	2	1	0	
4- 6	Western Carolina	0.1	0	0	0	1	1	
4-23	*Wake Forest	^2.1	0	1	0	2	4	
5- 7	Gardner-Webb <sup>(2)</sup>	^1.0	1	0	0	0	2	
5-10	# Furman	^1.2	0	0	0	3	1	S
5-14	*Virginia Tech <sup>(2)</sup>	^2.0	0	0	0	3	3	S
5-17	Davidson	^1.0	1	0	0	0	2	
5-19	*Florida State	2.0	2	1	1	0	1	
5-28	+NC State	2.1	1	0	0	0	1	W
6- 6	\$ Connecticut	2.2	2	3	3	2	2	

### 2012 • SO.

Date	Opponent	IP	H	R	ER	BB	SO	Dec
2-17	UAB	3.0	4	1	1	0	3	L
2-24	Maine	2.0	4	2	2	0	1	
3- 2	% South Carolina	3.1	1	0	0	0	3	
3- 9	*North Carolina	2.0	1	0	0	2	2	
3-11	*North Carolina	2.0	3	2	1	2	1	L
3-16	*Boston College	^2.0	1	1	1	1	3	S
3-21	# Elon	^1.0	0	0	0	0	1	S
3-23	*Virginia	^0.1	1	0	0	1	1	
3-25	*Virginia	0.0	0	0	0	1	0	
3-27	Georgia	1.1	0	0	0	0	0	
3-30	*Miami (Fla.)	4.0	1	0	0	0	7	W
4-24	Coastal Carolina	2.0	3	1	1	2	3	
4-27	*Georgia Tech	2.1	0	1	1	2	4	

### 2013 • JR.

Date	Opponent	IP	H	R	ER	BB	SO	Dec
2-15	William & Mary	^0.2	0	0	0	0	1	S
2-23	Wright State <sup>(1)</sup>	^0.1	1	0	0	0	0	S
2-27	Winthrop	^1.1	1	1	0	0	2	L
3- 2	# South Carolina	^2.0	2	1	1	1	3	S
3- 9	* NC State	^1.0	0	0	0	1	1	S
3-10	* NC State	^0.1	0	0	0	0	0	
3-15	* Virginia	1.0	3	2	2	0	0	
3-19	Morehead State	^1.0	0	0	0	1	1	
3-23	* Duke <sup>(2)</sup>	0.1	2	5	5	3	0	
4- 3	Gardner-Webb	^1.0	0	0	0	1	2	S
4- 7	* Boston College	^2.2	0	0	0	0	3	S
4-10	Presbyterian College	^1.0	0	0	0	0	2	W
4-12	* Wake Forest	^2.0	0	0	0	0	2	
4-14	* Wake Forest	0.2	0	0	0	1	1	
4-19	* Miami (Fla.)	1.0	1	0	0	0	0	
4-21	* Miami (Fla.)	0.2	0	0	0	0	0	
4-26	* Georgia Tech <sup>(1)</sup>	1.0	1	0	0	0	2	
4-27	* Georgia Tech	^1.2	2	2	2	0	5	
5- 6	* Maryland <sup>(2)</sup>	^2.0	1	0	0	1	2	S
5-10	Georgia Southern	0.2	0	0	0	0	1	
5-14	USC Upstate	1.0	2	0	0	0	2	
5-16	* Florida State	^2.0	0	0	0	2	3	
5-18	* Florida State	1.2	0	1	1	1	1	
5-24	+ North Carolina	1.0	3	4	4	1	1	

# CAREER INDIVIDUAL GAME-BY-GAME PITCHING STATS

3-21	* Florida State	^0.2	0	0	0	0	1
3-22	* Florida State <sup>(2)</sup>	^2.2	1	0	0	1	4
3-28	* Maryland <sup>(1)</sup>	^1.0	0	0	0	0	2 S
4- 2	Winthrop	^1.0	1	1	1	1	2 S
4- 5	* NC State	^1.0	2	0	0	0	1
4- 8	Georgia	^1.0	1	0	0	0	2
4-12	* Virginia	^1.2	0	0	0	2	3
5- 3	James Madison	0.1	1	1	1	1	0 W
5- 4	# UNLV	^1.0	0	0	0	0	1
5- 7	High Point	^1.0	0	0	0	0	1 S
5-13	# Furman	^1.0	0	0	0	1	0
5-17	* Boston College	^5.0	1	0	0	3	5 W
5-21	+ Duke	^0.1	1	0	0	0	0 S
5-23	+ Georgia Tech	^0.2	1	1	1	0	0
5-31	\$ Xavier	^1.0	0	0	0	0	3

## #44 MATTHEW CROWNOVER, LHP

### 2013 • FR.

Date	Opponent	IP	H	R	ER	BB	SO	Dec
2-16	William & Mary	0.2	2	2	2	1	0	
2-27	Winthrop	^3.0	1	1	1	1	4	
3- 6	Wofford	^5.0	3	1	1	0	3 W	
3-13	Charleston Southern	^6.0	3	0	0	0	2 W	
3-19	Morehead State	^3.0	5	3	3	0	0	
3-26	Georgia	^5.0	4	1	1	2	4 W	
4- 1	* North Carolina	^4.2	7	3	3	2	2	
4- 7	* Boston College	^6.1	4	0	0	1	4 W	
4-13	* Wake Forest	^5.1	5	0	0	3	4 W	
4-20	* Miami (Fla.)	^4.1	7	2	0	1	0 L	
4-26	* Georgia Tech <sup>(2)</sup>	^5.1	6	2	2	1	6	
5- 6	* Maryland <sup>(2)</sup>	^6.0	4	0	0	1	2 W	
5-11	Georgia Southern	^7.0	3	0	0	3	8 W	
5-17	* Florida State	^4.1	5	2	2	0	3 L	
6- 2	\$ Liberty	^4.0	5	2	2	1	3 L	

### 2014 • SO.

Date	Opponent	IP	H	R	ER	BB	SO	Dec
2-15	Eastern Michigan	^5.0	4	2	1	0	9 W	
2-22	Maine	^5.0	8	3	2	1	4 W	
3- 1	# South Carolina	^2.2	6	5	1	3	3 L	
3- 8	* Virginia Tech	^6.0	5	2	1	1	2 W	
3-15	* Wake Forest <sup>(1)</sup>	^5.0	8	4	4	1	4 W	
3-22	* Florida State <sup>(1)</sup>	^2.2	6	4	0	1	4 L	
3-28	* Maryland <sup>(2)</sup>	^9.0	4	1	1	0	9 W	
4- 2	Winthrop	1.0	1	0	0	0	1	
4- 5	* NC State	^8.0	3	1	1	2	7 W	
4-11	* Virginia	^7.0	5	3	2	2	4 L	
4-18	* Pittsburgh	^8.0	5	2	2	2	3	
4-25	* Miami (Fla.)	^7.0	8	3	3	3	6 L	
5- 3	James Madison	^7.2	4	2	2	1	9	
5- 9	* Notre Dame	^7.0	6	2	2	1	4 L	
5-15	* Boston College	^7.0	6	1	0	0	5 W	
5-21	+ Duke	^7.2	5	2	2	1	9 W	
5-30	\$ Oregon	^3.2	10	8	8	1	7 L	

## #33 ZACK ERWIN, LHP

### 2013 • FR.

Date	Opponent	IP	H	R	ER	BB	SO	Dec
2-23	Wright State <sup>(2)</sup>	0.2	1	0	0	1	1	
3- 1	South Carolina	^1.0	0	0	0	0	1	
3- 3	South Carolina	^0.2	0	0	0	0	2	
3-10	* NC State	0.1	0	0	0	0	0	
3-13	Charleston Southern	1.2	2	1	0	0	1	
3-15	* Virginia	0.2	1	0	0	0	1	
3-16	* Virginia	^5.0	1	1	1	1	3 W	
3-20	Morehead State	^1.0	0	0	0	1	0 S	
3-23	* Duke <sup>(1)</sup>	^4.1	3	0	0	1	3 W	
3-27	Georgia	2.2	2	2	2	2	4	
3-31	* North Carolina <sup>N</sup>	^6.0	6	4	3	2	1	
4- 5	* Boston College	^1.2	0	0	0	0	2 S	
4- 9	Western Carolina	4.1	4	4	3	2	2	
4-14	* Wake Forest	1.0	1	0	0	1	0	
4-21	* Miami (Fla.)	2.1	0	0	0	1	0	
4-24	Western Carolina	^5.0	4	1	1	1	4 W	
4-27	* Georgia Tech	0.2	2	2	2	0	0	
5- 6	* Maryland <sup>(1)</sup>	^6.0	5	1	1	1	0 W	
5-12	Georgia Southern	^5.0	6	3	3	3	1 W	
5-18	* Florida State	^2.0	6	3	3	1	1 L	
5-24	+ North Carolina	^5.1	5	2	2	2	3	
5-31	\$ Liberty	^2.2	4	3	2	0	2 L	

### 2014 • SO.

Date	Opponent	IP	H	R	ER	BB	SO	Dec
2-15	Eastern Michigan	^4.0	3	1	0	0	4 S	
2-21	Maine	^1.2	2	0	0	0	0 S	



DANIEL GOSSETT TOSSED SHUTOUTS AT PITTSBURGH AND NOTRE DAME IN 2014.

2-25	Presbyterian College	^1.1	2	2	2	2	0	
2-28	South Carolina	0.0	0	0	0	1	0	
3- 1	# South Carolina	5.1	3	2	2	2	7	
3- 4	Western Carolina	0.1	2	3	3	1	0	
3- 7	* Virginia Tech	0.2	0	0	0	0	0	
3-12	Appalachian State	^7.2	4	1	1	0	7 W	
3-15	* Wake Forest <sup>(2)</sup>	1.0	1	0	0	0	1	
3-18	Georgia Southern	^2.2	5	7	7	4	1 L	
3-22	* Florida State <sup>(2)</sup>	0.1	2	2	2	0	0	
3-25	Georgia	^1.2	0	0	0	0	2	
4- 1	Furman	6.0	2	0	0	1	5 W	
4- 6	* NC State	^6.2	7	3	3	1	7 L	
4-12	* Virginia	0.1	0	0	0	1	0	
4-13	* Virginia	2.2	0	0	0	1	2	
4-15	Coastal Carolina	3.1	2	4	1	4	2	
4-20	* Pittsburgh	0.2	0	0	0	1	0	
4-23	Western Carolina	^7.0	4	3	3	2	13 W	
4-27	* Miami (Fla.)	2.0	4	2	2	0	2	
5- 2	James Madison	^9.0	6	0	0	0	4 W	
5-11	* Notre Dame	^1.2	4	4	4	0	0 L	
5-13	# Furman	2.2	1	0	0	2	1	
5-17	* Boston College	3.2	3	2	1	3	3	
5-22	+ Miami (Fla.)	0.0	0	0	0	1	0	
5-30	\$ Oregon	0.1	2	3	3	1	1	

## #23 DANIEL GOSSETT, RHP

### 2012 • FR.

Date	Opponent	IP	H	R	ER	BB	SO	Dec
2-17	UAB	^1.0	0	0	0	1	0	
2-26	Maine	^1.0	0	0	0	1	1 S	
3- 2	% South Carolina	^1.2	3	2	2	1	3 L	
3- 7	Holy Cross	^1.0	1	0	0	0	0	
3-10	* North Carolina	0.0	2	3	3	1	0 L	
3-14	Western Carolina	^3.1	6	4	4	1	4	
3-21	# Elon	^7.0	3	2	2	2	10 W	
3-27	Georgia	^5.0	6	4	4	3	4 W	
4- 3	Winthrop	^7.0	3	0	0	0	13 W	
4- 8	* Duke	^2.0	2	0	0	0	2 S	
4-11	Georgia	^4.1	5	6	6	5	4	
4-17	Charleston Southern	^5.0	4	2	2	2	4	
4-24	Coastal Carolina	^4.0	5	4	4	2	3	
4-29	* Georgia Tech	^5.1	3	4	4	3	7 W	
5- 5	College of Charleston	^4.1	3	1	1	1	8 W	
5-12	* Florida State	^4.0	2	0	0	5	3 W	
5-18	* Wake Forest	^7.1	6	2	2	2	7 L	
5-24	+ Virginia	^6.2	4	1	1	6	6	
6- 2	\$ South Carolina	^7.0	4	2	2	3	8	

### 2013 • SO.

Date	Opponent	IP	H	R	ER	BB	SO	Dec
2-15	William & Mary	^6.2	4	0	0	1	6	
2-23	Wright State <sup>(1)</sup>	^5.0	6	1	1	2	6 W	
3- 1	South Carolina	^6.1	3	4	1	4	4 L	
3- 8	* NC State	^6.2	5	4	2	4	9 W	
3-15	* Virginia	^7.0	5	2	2	0	6	
3-22	* Duke	^9.0	5	0	0	0	3 W	
3-30	* North Carolina	^3.0	10	8	8	0	1 L	
4- 5	* Boston College	^6.2	3	5	3	7	7 W	
4-12	* Wake Forest	^6.0	8	2	1	2	9 W	
4-19	* Miami (Fla.)	^7.0	3	0	0	2	10 W	
4-26	* Georgia Tech <sup>(1)</sup>	^7.0	5	1	1	2	4 W	
5- 4	* Maryland	^2.1	5	4	1	2	3 L	
5-10	Georgia Southern	^7.1	2	1	1	2	12 W	
5-16	* Florida State	^6.0	3	0	0	3	3 W	
5-22	+ NC State	^6.1	6	6	5	2	6 L	
6- 1	\$ St. Louis	^6.0	5	2	2	5	2 W	

### 2014 • JR.

Date	Opponent	IP	H	R	ER	BB	SO	Dec
2-14	Eastern Michigan	^5.0	4	1	1	1	4	
2-21	Maine	^7.0	4	1	1	0	7 W	
2-28	South Carolina	^4.2	7	5	3	3	8	
3- 7	* Virginia Tech	^6.0	2	2	2	2	9	
3-14	* Wake Forest	^6.0	2	2	2	4	4	
3-21	* Florida State	^7.1	4	1	1	4	8 W	
3-28	* Maryland <sup>(1)</sup>	^8.0	8	1	1	1	6 W	
4-12	* Virginia	^7.0	5	1	1	3	4 W	
4-19	* Pittsburgh	^9.0	3	0	0	1	7 W	
4-26	* Miami (Fla.)	^9.0	7	1	1	4	13	
5- 4	# UNLV	^8.0	7	2	2	2	7 W	
5-10	* Notre Dame	^9.0	4	0	0	1	11 W	
5-16	* Boston College	^7.0	5	3	3	2	6 L	
5-22	+ Miami (Fla.)	^8.1	7	2	2	2	8	
5-31	\$ Xavier	^6.0	9	3	3	0	5 L	

## #19 BRODY KOERNER, RHP

### 2013 • FR.

Date	Opponent	IP	H	R	ER	BB	SO	Dec
2-16	William & Mary	1.1	2	3	2	4	1	
2-27	Winthrop	2.2	2	1	0	1	4	
3- 6	Wofford	^1.0	1	0	0	0	1	
3-20	Morehead State	^4.0	4	2	1	3	3	
3-27	Georgia	^4.0	3	2	2	1	3 L	
4-10	Presbyterian College	^5.2	6	3	1	2	3	
4-24	Western Carolina	2.0	2	0	0	2	4	

## CAREER INDIVIDUAL GAME-BY-GAME PITCHING STATS

4-27	* Georgia Tech	0.1	0	3	2	2	1
5- 8	# Furman <sup>(1)</sup>	•6.0	1	0	0	6	7 W
5-14	USC Upstate	•2.1	3	6	5	1	1

## 2014 • SO.

Date	Opponent	IP	H	R	ER	BB	SO	Dec
3- 4	Western Carolina	0.2	0	0	0	1	1	
3- 8	* Virginia Tech	1.0	0	0	0	0	1	
3-19	Georgia Southern	•2.1	4	4	4	5	5	
4- 8	Georgia	•1.1	1	3	3	4	2 L	
5-30	\$ Oregon	1.0	5	4	4	0	0	

## #39 JAKE LONG, RHP

## 2014 • \*JR.

Date	Opponent	IP	H	R	ER	BB	SO	Dec
2-16	Eastern Michigan	•2.2	5	4	4	1	2	
2-23	Maine	•6.0	6	2	2	0	3 W	
3- 2	South Carolina	•6.1	5	1	1	1	4	
3- 9	* Virginia Tech	•3.0	4	3	3	4	2	
3-15	* Wake Forest <sup>(2)</sup>	•5.1	3	4	3	3	4 W	
3-19	Georgia Southern	0.2	0	0	0	0	2	
3-22	* Florida State <sup>(2)</sup>	•6.0	3	1	1	5	5	
4- 1	Furman	•1.0	0	1	0	3	1	
4-13	* Virginia	•5.0	4	1	1	2	4 L	
4-20	* Pittsburgh	•4.2	3	6	6	6	5 L	
4-23	Western Carolina	1.0	0	0	0	1	1	
4-27	* Miami (Fla.)	•3.1	7	4	3	1	4 L	
5- 5	UNLV	•7.0	6	2	2	3	2 W	
5-11	* Notre Dame	2.0	4	4	4	1	1	
5-17	* Boston College	•1.0	4	3	3	1	0	
5-30	\$ Oregon	•1.0	1	0	0	0	2	

## #48 GARRETT LOVORN, RHP

## 2014 • \*FR.

Date	Opponent	IP	H	R	ER	BB	SO	Dec
3-18	Georgia Southern	1.1	0	1	0	1	1	
4-20	* Pittsburgh	0.2	1	0	0	1	0	
4-22	Liberty	3.2	1	0	0	3	4	
4-27	* Miami (Fla.)	0.2	2	0	0	0	0	
5- 3	James Madison	•1.0	1	0	0	0	0	
5- 9	* Notre Dame	•1.0	0	0	0	1	2	
5-11	* Notre Dame	1.0	3	2	2	0	2	
5-15	* Boston College	0.1	1	1	1	0	0	
5-30	\$ Oregon	1.0	1	3	3	1	1	

## #20 DREW MOYER, RHP

## 2014 • FR.

Date	Opponent	IP	H	R	ER	BB	SO	Dec
2-22	Maine	0.1	0	0	0	0	0	
2-28	South Carolina	•0.2	1	0	0	0	2	
3- 1	# South Carolina	0.2	1	2	1	1	0	
3- 4	Western Carolina	0.2	4	4	4	1	0	
3- 8	* Virginia Tech	1.0	1	0	0	1	0	
3-15	* Wake Forest <sup>(1)</sup>	•4.0	5	0	0	0	3 S	
3-19	Georgia Southern	4.0	2	0	0	2	3 W	
3-22	* Florida State <sup>(1)</sup>	2.1	4	2	2	4	3	
3-25	Georgia	1.0	0	0	0	0	2	
4- 2	Winthrop	1.2	1	0	0	1	3	
4- 6	* NC State	0.1	1	0	0	0	1	
4- 7	* NC State	•2.2	3	2	0	2	2	
4-15	Coastal Carolina	1.1	0	0	0	0	0 W	
4-18	* Pittsburgh	•3.0	3	0	0	0	2 W	
4-22	Liberty	•0.2	0	0	0	0	1	
4-23	Western Carolina	•1.0	0	0	0	2	2	
4-26	* Miami (Fla.)	•3.0	4	2	2	3	1 L	
5- 3	James Madison	0.0	1	1	1	2	0	
5- 5	UNLV	•1.0	0	0	0	0	1 S	
5- 7	High Point	1.0	0	0	0	0	1	
5-11	* Notre Dame	1.1	0	0	0	1	1	
5-13	# Furman	1.1	0	0	0	0	1 W	
5-16	* Boston College	•2.0	2	0	0	0	1	
5-17	* Boston College	1.1	4	3	3	0	2	
5-21	+ Duke	1.0	0	1	1	2	0	
5-22	+ Miami (Fla.)	•0.1	0	0	0	0	0 W	
5-30	\$ Oregon	1.0	1	0	0	0	0	
5-31	\$ Xavier	0.1	2	3	1	0	0	

## #21 KEVIN POHLE, RHP

## 2011 • FR.

Date	Opponent	IP	H	R	ER	BB	SO	Dec
2-19	Eastern Michigan	3.2	5	1	1	0	0 L	



DREW MOYER MADE A TEAM-HIGH 28 APPEARANCES AS A FRESHMAN IN 2014.

3- 2	Wofford	2.2	3	0	0	2	0 W	
3-11	* Virginia	0.1	1	0	0	0	0	
3-13	* Virginia	0.0	0	0	0	0	0	
3-19	* Duke	3.0	4	1	1	0	2 W	
3-25	* NC State	1.0	1	0	0	1	2	
3-29	Georgia	0.1	0	0	0	0	0 W	
4- 1	* North Carolina	2.2	1	2	0	1	1	
4- 3	* North Carolina	1.0	0	0	0	1	0	
4-15	* Boston College	•2.0	2	0	0	2	1	
4-23	* Wake Forest	1.2	3	2	2	0	1	
4-26	Furman	1.0	1	0	0	0	1	
5- 7	Gardner-Webb <sup>(2)</sup>	1.0	1	0	0	0	2	
5-11	East Tennessee State	•5.0	3	0	0	1	2 W	
5-17	Davidson	•5.0	6	0	0	1	4 W	
6- 3	\$ Sacred Heart	2.0	1	0	0	1	1	
6- 6	\$ Connecticut	•0.1	5	3	3	0	0 L	

## 2012 • SO.

Date	Opponent	IP	H	R	ER	BB	SO	Dec
2-18	UAB <sup>(2)</sup>	4.0	2	0	0	2	3 W	
2-26	Maine	3.0	4	3	0	0	4 W	
3- 4	South Carolina	•5.0	6	4	0	2	5	
3-11	* North Carolina	•6.0	6	2	2	4	2	
3-18	* Boston College	•6.2	7	1	1	0	5 W	
3-25	* Virginia	•4.0	4	3	3	4	1 L	
4- 1	* Miami (Fla.)	•6.0	6	1	1	1	3	
4- 8	* Duke	•7.0	4	2	2	1	4 W	
4-15	* NC State	•4.1	6	6	5	4	0 L	
4-21	* Maryland <sup>(2)</sup>	•2.0	2	2	2	2	1	
4-29	* Georgia Tech	•3.2	6	4	3	3	1	
5- 6	College of Charleston	•7.0	6	0	0	1	5 W	
5-14	* Florida State <sup>(1)</sup>	•6.0	6	3	1	1	0 W	
5-19	* Wake Forest	•4.2	5	6	5	3	4 L	
5-26	+ Georgia Tech	•2.0	6	4	4	0	1 L	
6- 1	\$ Coastal Carolina	•5.0	4	2	2	4	1 W	

## 2014 • \*JR.

Date	Opponent	IP	H	R	ER	BB	SO	Dec
2-14	Eastern Michigan	0.1	3	3	3	0	0	
3- 4	Western Carolina	0.2	2	3	3	1	1	
3-18	Georgia Southern	•1.0	2	0	0	0	0	
3-22	* Florida State <sup>(1)</sup>	•4.0	8	5	5	1	1	
4- 8	Georgia	4.2	3	2	2	3	3	

## #32 CLATE SCHMIDT, RHP

## 2013 • FR.

Date	Opponent	IP	H	R	ER	BB	SO	Dec
2-16	William & Mary	•2.2	3	0	0	0	3	
2-23	Wright State <sup>(2)</sup>	•4.0	5	0	0	1	2 W	
3- 2	# South Carolina	•7.0	5	2	2	3	5 W	

3- 9	* NC State	•3.2	8	2	1	2	3	
3-16	* Virginia	•4.0	8	5	5	3	1	
3-23	* Duke <sup>(1)</sup>	•4.2	9	4	4	1	3	
3-27	Georgia	0.2	1	0	0	0	1	
3-31	* North Carolina <sup>N</sup>	•2.0	5	2	2	1	0 L	
4- 6	* Boston College	•7.0	6	2	2	5	2 W	
4-14	* Wake Forest	•6.1	7	4	3	3	2	
4-21	* Miami (Fla.)	•3.2	8	4	4	1	0 L	
4-27	* Georgia Tech	•4.0	11	7	4	1	2 L	
5- 6	* Maryland <sup>(2)</sup>	0.0	1	3	2	1	0	
5-17	* Florida State	•3.2	0	0	0	0	1	
5-25	+ Miami (Fla.)	•1.1	3	3	3	2	0 L	
6- 2	\$ Liberty	1.0	2	1	1	2	0	

## 2014 • SO.

Date	Opponent	IP	H	R	ER	BB	SO	Dec
2-14	Eastern Michigan	•2.0	1	1	0	1	1 L	
2-16	Eastern Michigan	2.1	4	2	2	0	2	
2-22	Maine	2.2	1	0	0	0	2	
2-25	Presbyterian College	4.2	1	0	0	1	1 W	
3- 2	South Carolina	•2.2	5	4	4	0	5 L	
3- 4	Western Carolina	1.2	4	2	1	0	3	
3- 9	* Virginia Tech	4.0	5	1	1	0	2 W	
3-14	* Wake Forest	1.0	0	2	2	2	2 L	
3-18	Georgia Southern	0.1	0	0	0	2	0	
3-22	* Florida State <sup>(2)</sup>	0.0	1	1	1	1	0 L	
3-25	Georgia	•6.0	4	3	2	4	4 W	
4- 2	Winthrop	•5.1	4	1	1	1	4 W	
4- 7	* NC State	•6.1	7	5	3	3	7 L	
4-15	Coastal Carolina	•2.1	3	1	1	3	2	
4-22	Liberty	•4.2	5	4	4	4	5 L	
4-27	* Miami (Fla.)	1.0	1	2	1	1	2	
5- 7	High Point	•6.0	4	0	0	3	4 W	
5-13	# Furman	•4.0	5	2	1	1	1	
5-17	* Boston College	0.2	2	1	1	0	0	
5-23	+ Georgia Tech	•8.1	8	2	2	1	6 L	

## #40 KYLE SCHNELL, RHP

## 2013 • SO.

Date	Opponent	IP	H	R	ER	BB	SO	Dec
2-16	William & Mary	0.2	2	0	0	0	0	
2-24	Wright State	•1.0	0	0	0	0	0	
2-27	Winthrop	3.1	0	0	0	0	3	
3- 3	South Carolina	1.0	0	0	0	0	0	
3- 8	* NC State	•2.1	1	1	1	1	3	
3- 9	* NC State	2.2	4	0	0	0	1 W	
3-13	Charleston Southern	•1.1	0	0	0	0	1 S	
3-15	* Virginia	0.2	2	1	1	0	1	
3-17	* Virginia	•1.0	2	0	0	0	1	
3-23	* Duke <sup>(2)</sup>	1.2	3	1	1	1	1	
4- 1	* North Carolina	1.2	1	1	1	0	0	
4- 3	Gardner-Webb	1.0	1	0	0	1	1	
4- 5	* Boston College	0.2	0	0	0	0	1	
4- 9	Western Carolina	0.1	3	3	0	1	0	
4-21	* Miami (Fla.)	0.0	2	2	2	0	0	
4-27	* Georgia Tech	2.1	3	0	0	2	2	
5- 4	* Maryland	2.1	2	0	0	1	2	
5- 8	# Furman <sup>(2)</sup>	2.1	0	0	0	0	2 W	
5-12	Georgia Southern	1.0	2	2	2	0	0	
5-14	USC Upstate	0.0	2	0	0	0	0	
5-16	* Florida State	0.1	3	2	2	1	1	
5-25	+ Miami (Fla.)	0.1	0	0	0	0	0	
5-31	\$ Liberty	0.2	0	0	0	1	1	
6- 1	\$ St. Louis	•3.0	2	0	0	1	1 S	

## 2014 • JR.

# 2014 SEASON REVIEW

**C**lemson participated in the NCAA Tournament for the 27th time in the last 28 years during the 2014 season. The Tigers became one of only 14 schools in the nation to play in the NCAA Tournament each of the last six seasons (2009-14). It was Clemson's 39th NCAA Tournament overall, fifth-most in the nation.

With its 36-25 overall record, Clemson had a winning record for the 50th year in a row, the third-longest active streak in the nation. The Tigers' 15-14 ACC regular-season record was Clemson's 20th winning mark in 21 seasons under Head Coach Jack Leggett. Including ACC Tournament games, Clemson's 17-15 record against ACC teams was fourth-best in the league.

Offense was the key to Clemson's success. The Tigers won their last 18 games when scoring at least five runs and their last 20 games when scoring at least six runs. Clemson was one of the ACC's top-hitting teams, as it batted .274 and led the ACC in both doubles and steals. The Tigers' 116 doubles tied for 18th in the nation, while their 89 steals tied for 20th in the nation.

Five of Clemson's nine starters in the field earned All-ACC honors. Garrett Boulware, Tyler Krieger and Steve Wilkerson earned second-team honors, while Jay Baum and Steven Duggar were named to the third team. Seven Tigers in all earned All-ACC honors, tied for second in the ACC.

Krieger led the team with a .338 batting average (fifth in the ACC) along with 18 doubles, two homers, 32 RBIs and a .410 on-base percentage. Wilkerson, a three-time, Second-Team All-ACC selection, hit .317 and led the team in homers (6) and RBIs (42).

Boulware, a Johnny Bench Award Watch List member, was another Tiger who had a solid 2014 campaign, as he hit .302 with 16 doubles, four homers and 35 RBIs, while Duggar led the team in steals (25) and tied for second in the ACC. Baum, Boulware, Duggar, Chris Okey and Tyler Slaton started all 61 games in 2014 as well. It marked the first time since 1989, when Clemson first tracked starts by position players, the Tigers had more than three players start every game.

The pitching staff, who was 11th in the nation in strikeouts per nine innings pitched (8.15), featured two of the best starting pitchers in the ACC along with one of the league's best closers. Daniel Gossett was Clem-



MATTHEW CROWOVER MADE A TEAM-HIGH 16 STARTS IN 2014 ON HIS WAY TO EARNING ALL-ACC HONORS.

son's lone First-Team All-ACC selection, as his 107 strikeouts were the most by a Tiger since 1996 (Kris Benson).

## 2014 TEAM ACCOMPLISHMENTS

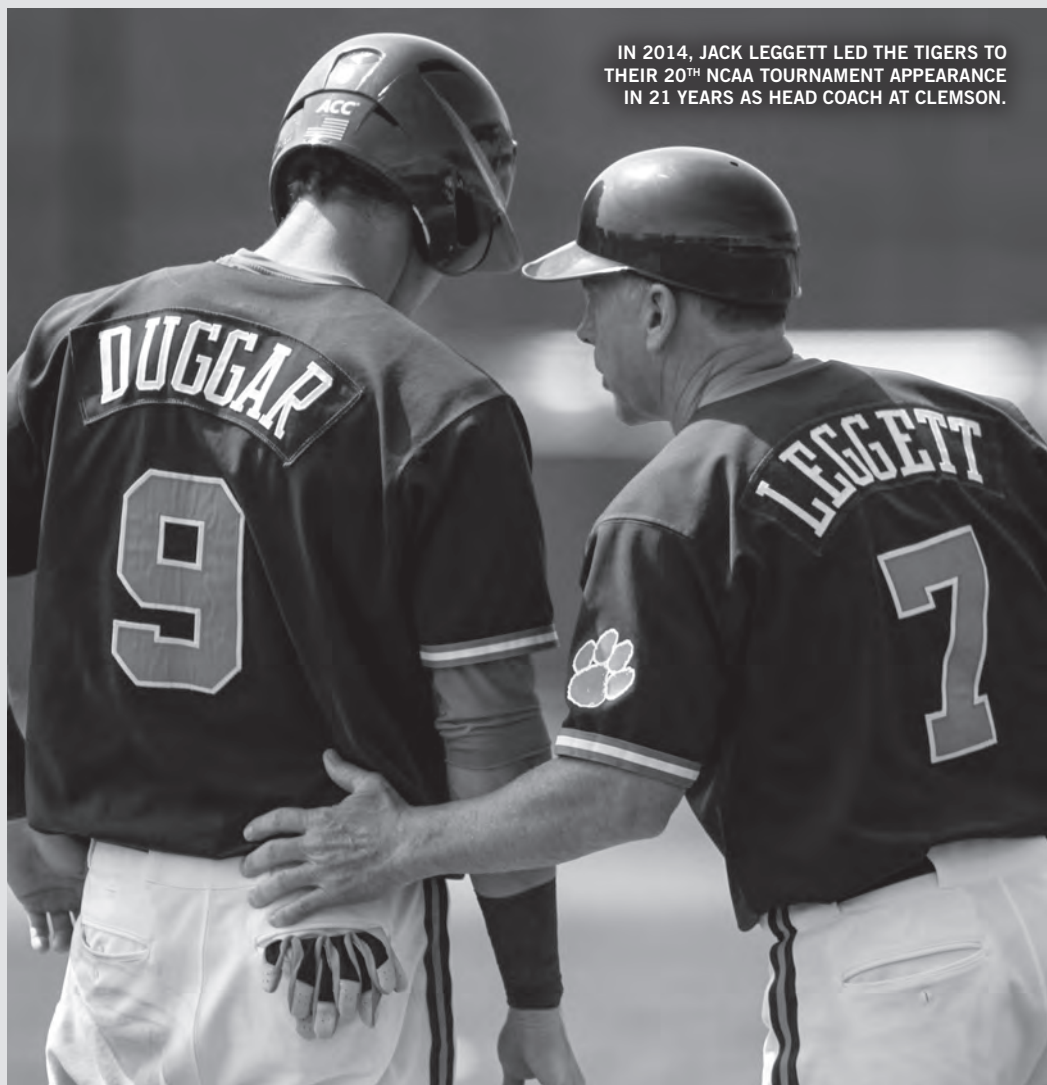
- Had its 50th-consecutive winning season.
- Won its last 18 games when scoring 5+ runs and its last 20 games when scoring 6+ runs.
- Defeated top-ranked Florida State 9-3 on March 21.
- Led the ACC and tied for 20th in the nation in steals (89).
- Five of Clemson's nine position starters and two of its three weekend starting pitchers earned All-ACC honors.
- Six Tigers were selected in the 2014 major league draft, tied for 15th-most in the nation.
- Averaged 4,379 fans per home date, the ninth-highest figure in the nation.

Gossett, one of 21 semifinalists for the Golden Spikes Award and a second-team All-American, was 7-2 with a 1.93 ERA (third in the ACC), two shutouts and a .202 opponents' batting average in 107.1 innings pitched over 15 starts. He also received the Stowe Award as Clemson's most valuable pitcher and earned wins over No. 1 Florida State and No. 2 Virginia during the season.

Matthew Crowover, a Third-Team All-ACC selection, was another starter who had a strong 2014 season. He was 8-6 with a 2.90 ERA and 90 strikeouts against only 20 walks. Matt Campbell was Clemson's top reliever. He was 4-0 with eight saves, an 0.84 ERA, a .144 opponents' batting average and 45 strikeouts in 32.0 innings pitched.

Prior to the season, a monumental honor was bestowed on the program's leader, Leggett. On January 3, he was inducted into the ABCA Hall of Fame.

The year, which saw the Tigers finish ninth in the nation in average home attendance, got underway with



IN 2014, JACK LEGGETT LED THE TIGERS TO THEIR 20<sup>TH</sup> NCAA TOURNAMENT APPEARANCE IN 21 YEARS AS HEAD COACH AT CLEMSON.

## 2014 STARTS BY POSITION

### PITCHER

# Player	GS
44 Matthew Crowover	16
23 Daniel Gossett	15
39 Jake Long	12
32 Clate Schmidt	8
33 Zack Erwin	7
19 Brody Koerner	2
37 Alex Bostic	1

### CATCHER

# Player	GS
25 Chris Okey	41
30 Garrett Boulware	20

### FIRST BASE

# Player	GS
11 Shane Kennedy	37
12 Jon McGibbon	22
6 Andrew Cox	2

### SECOND BASE

# Player	GS
17 Steve Wilkerson	56
4 Eli White	3
8 Weston Wilson	2

### SHORTSTOP

# Player	GS
3 Tyler Krieger	40
13 Jay Baum	17
4 Eli White	4

### THIRD BASE

# Player	GS
8 Weston Wilson	49
13 Jay Baum	11
4 Eli White	1

### LEFT FIELD

# Player	GS
13 Jay Baum	33
30 Garrett Boulware	17
6 Andrew Cox	7
35 Mike Triller	4

### CENTER FIELD

# Player	GS
18 Tyler Slaton	61

### RIGHT FIELD

# Player	GS
9 Steven Duggar	61

### DESIGNATED HITTER

# Player	GS
30 Garrett Boulware	24
25 Chris Okey	20
3 Tyler Krieger	17

Note: **Bold** denotes returning player; 58.7 percent of the starts return in 2015.


# 2014 SEASON REVIEW



AFTER THE SEASON, CHRIS OKEY PLAYED FOR THE USA COLLEGIATE NATIONAL TEAM.

a seven-game homestand, as Clemson won six of those seven contests, highlighted by a three-game sweep of Maine. The Tigers suffered a tough three-game sweep at

the hands of No. 3 South Carolina. Clemson led late in two of those three games against the Gamecocks, then fell at Western Carolina.



ZACK ERWIN STRUCK OUT 13 BATTERS IN 7.0 INNINGS PITCHED IN THE TIGERS' 11-3 VICTORY OVER WESTERN CAROLINA ON APRIL 23.

Duggar, a sophomore, picked up where he left off in 2013, when he ended the season on a nine-game hitting streak. He hit safely in the first 10 games of 2014, meaning he had a 19-game hitting streak over two seasons. Krieger also had a 15-game hitting streak to start the year and a 16-game hitting streak over two seasons.

The Tigers got back on track with 14 wins in their next 18 games from early March to early April. Clemson opened the ACC slate with a three-game sweep of Virginia Tech at home, then won two of three games at Wake Forest.

After falling twice in three games to top-ranked Florida State, the Tigers pounded Georgia 16-4 on the road behind seven doubles and one homer.

The Tigers won both games of a rain-shortened series at Maryland by scores of 3-1 and 7-1 against a

## 2014 INDIVIDUAL HONORS

### #13 JAY BAUM • INF/OF • JR.

- 21st-round draft pick of the Seattle Mariners
- Gregg Olson Award Watch List
- Third-Team All-ACC selection

### #30 GARRETT BOULWARE • C/OF • JR.

- 16th-round draft pick of the Cincinnati Reds
- Johnny Bench Award Watch List
- Second-Team All-ACC selection
- Second-Team All-ACC by CollegeSportsMadness.com

### #36 MATT CAMPBELL • RHP • SR.

- Ninth-round draft pick of the Los Angeles Dodgers
- NCBWA Stopper-of-the-Year Award Watch List
- All-ACC Academic team member

### #44 MATTHEW CROWNOVER • LHP • SO.

- 21st-round draft pick of the San Francisco Giants
- Third-Team All-ACC selection
- All-ACC Academic team member

### #9 STEVEN DUGGAR • OF • SO.

- Third-Team All-ACC selection
- All-ACC Academic team member

### #23 DANIEL GOSSETT • RHP • JR.

- Second-round draft pick of the Oakland Athletics
- Golden Spikes Award Semifinalist
- Second-Team All-American by Collegiate Baseball
- Third-Team All-American by CollegeSportsMadness.com
- Third-Team All-American by Perfect Game
- First-team All-Atlantic Region by ABCA
- First-Team All-ACC selection
- First-Team All-ACC by CollegeSportsMadness.com
- Stowe Award winner (team most valuable pitcher)
- National Player-of-the-Week by Collegiate Baseball (5-12)
- ACC Pitcher-of-the-Week (4-21)
- ACC Pitcher-of-the-Week (5-12)

### #3 TYLER KRIEGER • INF • SO.

- Brooks Wallace Shortstop-of-the-Year Award Watch List
- Second-Team All-ACC selection
- All-ACC Academic team member

### #25 CHRIS OKEY • C • FR.

- USA Collegiate National Team invitee

### #21 KEVIN POHLE • RHP • JR.

- Dedication Award winner (team strength training)

### #18 TYLER SLATON • OF • JR.

- Tiger Baseball Award winner (leadership)
- Bob Bradley Award winner (team MVP of the three-game series against South Carolina)

### #17 STEVE WILKERSON • INF • SR.

- Eighth-round draft pick of the Baltimore Orioles
- Second-Team All-ACC selection
- Second-Team All-ACC by CollegeSportsMadness.com
- Mitchell Award winner (team MVP)
- ACC Co-Player-of-the-Week (3-31)

team that made it to a super regional later in the year. Crownover tossed a complete game in the second win of the series. He allowed just four hits and no walks with nine strikeouts.

Clemson won its next three games, including a 6-1 victory over Carlos Rodon and N.C. State in the series-opener to improve to 9-3 in the ACC. But the Tigers struggled during the next month against outstanding teams in No. 2 Virginia and No. 11 Miami (Fla.). On the road against the Cavaliers, the eventual national runnerup, the Tigers allowed just five runs in falling twice, both by one run, in three games.

The Tigers managed to win two of three games at Pittsburgh from April 18-20 in their first-ever games against the Panthers.

Only three days apart, Zack Erwin and Gossett both did something that had not been done by a Tiger since 2012...strike out 13 batters in a game. Erwin struck out 13 in 7.0 innings pitched in Clemson's 11-3 win over Western Carolina on April 23, then Gossett struck

# 2014 SEASON REVIEW

out 13 and allowed just one run in 9.0 innings pitched against No. 11 Miami on April 26.


After final exams in May, Clemson won its next five games, including two wins over both James Madison and UNLV. Erwin tossed a six-hit shutout in the Tigers' 8-0 win over the Dukes on May 2.

Clemson closed the regular season with three wins in four games, including two wins over Boston College at home to clinch a winning conference record and the No. 5 seed for the ACC Tournament.

In the finale, Clemson trailed 9-2 before rallying for a dramatic 10-9 win in 13 innings. The Tigers were behind 9-4 entering the bottom of the ninth inning and scored one run before facing a 9-5 deficit with two outs. Slaton, who received the Tiger Baseball Award, given to the team's best leader, hit a solo homer. Clemson later loaded the bases for Jon McGibbon, who laced a three-run double to tie the score. Baum, who led the



STEVE WILKERSON, AN EIGHTH-ROUND DRAFT PICK BY THE ORIOLES, WAS ONE OF SIX TIGERS SELECTED IN THE 2014 MAJOR LEAGUE DRAFT



WITH ITS DRAMATIC COME-FROM-BEHIND WIN OVER BOSTON COLLEGE ON MAY 17, CLEMSON CLINCHED ITS 20<sup>TH</sup> WINNING ACC REGULAR-SEASON RECORD IN 21 YEARS UNDER HEAD COACH JACK LEGGETT.

team with a .317 batting average in ACC regular-season games, later hit a two-out double to score Boulware for the walkoff run.

Clemson, who finished in a tie for second place in the ACC Atlantic Division standings, opened the ACC Tournament with a 5-3 win over Duke, then defeated No. 3 Miami 3-2. McGibbon came off the bench to tie the score with a solo homer, then Wilkerson belted a walkoff single.

The victory over the Hurricanes gave Leggett his 1,300th career win in 35 seasons as a head coach. That win moved him into a tie for ninth place in all-time wins as a Division I head coach.

The Tigers were selected to play in the NCAA Tournament and were assigned to the Nashville Regional. Clemson came up short against Oregon and Xavier in the first-ever meetings against both schools.

Six Tigers were selected in the major league draft after the season. Gossett was a second-round pick by the Oakland Athletics, Wilkerson, who received the Mitchell Award as Clemson's most valuable player, was an eighth-round selection by the Baltimore Orioles and Campbell was a ninth-round pick of the Dodgers. Boulware (16th round), Baum (21st round) and Crownover (21st round) were also chosen on the final day of the draft.

## 2014 FINAL POLLS

### BASEBALL AMERICA

Rk	School	W-L	Pvs
1.	Vanderbilt	51-21	20
2.	Virginia	53-16	8
3.	Mississippi	48-21	12
4.	Texas	46-21	21
5.	TCU	48-18	9
6.	Louisville	50-17	13
7.	Louisiana-Lafayette	58-10	1
8.	UC Irvine	41-25	---
9.	Texas Tech	45-21	---
10.	Oklahoma State	48-18	10
11.	Houston	48-18	15
12.	Pepperdine	43-18	23
13.	Oregon State	45-14	2
14.	Maryland	40-23	---
15.	Stanford	35-26	---
16.	Kennesaw State	40-24	---
17.	College of Charleston	44-19	---
18.	Florida	40-23	3
19.	Florida State	43-17	4
20.	Cal Poly	47-12	5
21.	Indiana	44-15	6
22.	Louisiana State	46-16-1	7
23.	Miami (Fla.)	44-19	11
24.	Washington	41-17-1	14
25.	South Carolina	44-18	18

### COLLEGIATE BASEBALL

Rk	School	W-L	Pts	Pvs
1.	Vanderbilt	51-21	496	5
2.	Virginia	53-16	495	1
3.	Texas	46-21	493	6
4.	Mississippi	48-21	487	4
5.	TCU	48-18	484	2
6.	UC Irvine	41-25	482	8
7.	Louisville	50-17	480	3
8.	Texas Tech	45-21	478	7
9.	Louisiana-Lafayette	58-10	477	9
10.	Oklahoma State	48-18	475	10
11.	Houston	48-18	472	11
12.	Pepperdine	43-18	469	12
13.	Kennesaw State	40-24	466	13
14.	Maryland	40-23	464	14
15.	Stanford	35-26	461	15
16.	College of Charleston	44-19	457	16
17.	Oregon State	45-14	455	17
18.	Miami (Fla.)	44-19	453	18
19.	Cal Poly	47-12	450	19
20.	Indiana	44-15	449	20
21.	Louisiana State	46-16-1	445	21
22.	Washington	41-17-1	442	22
23.	Florida State	43-17	440	23
24.	Florida	40-23	437	24
25.	South Carolina	44-18	434	25

### USA TODAY

Rk	School	W-L	Pts	Pvs
1.	Vanderbilt (31)	51-21	775	14
2.	Virginia	53-16	744	4
3.	Texas	46-21	696	20
4.	Mississippi	48-21	693	17
5.	TCU	48-18	647	10
6.	Louisville	50-17	593	9
7.	UC Irvine	41-25	580	---
8.	Louisiana-Lafayette	58-10	540	1
9.	Texas Tech	45-21	540	23
10.	Oklahoma State	48-18	431	7
11.	Houston	48-18	415	15
12.	Oregon State	45-14	338	2
13.	Maryland	40-23	337	---
14.	Pepperdine	43-18	324	24
15.	Stanford	35-26	275	---
16.	Louisiana State	46-16-1	270	5
17.	Indiana	44-15	213	11
18.	Cal Poly	47-12	209	6
19.	College of Charleston	44-19	198	---
20.	Kennesaw State	40-24	189	---
21.	Florida State	43-17	185	3
22.	South Carolina	44-18	164	13
23.	Miami (Fla.)	44-19	141	16
24.	Florida	40-23	124	8
25.	Rice	42-20	121	12

# 2014 SENIORS & PRO SIGNEES



## #13 JAY BAUM

INF/OF • R-R • 6-1 • 200 • 3VL  
Alpharetta, Ga. • Centennial HS

One of the team's most versatile players; saw action at third base, shortstop, second base, first base and in the outfield in his career ... a career .253 hitter with a .342 on-base percentage in 167 games (144 starts) over three seasons ... had

24 doubles, five triples, one homer, 48 RBIs, 69 runs, 64 walks against only 56 strikeouts, seven hit-by-pitches, 13 sacrifice bunts and 25 steals ... two-time ACC Academic Honor Roll member.

**2014:** Drafted in the 21st round (No. 621 overall pick) by the Seattle Mariners and signed in June ... Gregg Olson Award Watch List member ... Third-Team All-ACC selection ... hit .293 with 29 runs, 16 doubles, two triples, one homer, 29 RBIs, a .346 on-base percentage, 19 walks against only 19 strikeouts and eight steals in 61 games (61 starts, including 33 in left field, 17 at shortstop and 11 at third base) ... in 97 combined chances at shortstop and third base, he committed only four errors (.959 fielding percentage) ... tied for 10th in the ACC in doubles ... hit a team-high .317 with 15 runs, an ACC-high-tying 11 doubles, 13 RBIs and five steals in ACC regular-season games ... scored the walkoff run on Tyler Slaton's two-out fielder's choice after leading off the ninth inning with a double against Virginia Tech on March 7 ... hit his first career homer against Boston College on May 15 ... went 2-for-6 with a walk and the walkoff double on an O-2 pitch with two outs in the 13th inning against Boston College on May 17.

**2013:** ACC Academic Honor Roll member ... hit .228 with 16 runs, four doubles, two triples, eight RBIs, a .321 on-base percentage, 17 walks against only 18 strikeouts, two hit-by-pitches, five sacrifice bunts and 10 steals in 52 games (38 starts, including 32 at third base, five at second base and one as the DH) ... reached on a bunt single and scored the winning run in the 11th inning at No. 1 North Carolina on April 1 ... played for Hyannis in the Cape Cod League in the summer, where he hit .259 with five doubles, nine RBIs, 10 runs and a team-tying-high 10 steals in 39 games.

**2012:** ACC Academic Honor Roll member ... hit .220 with 24 runs, four doubles, one triple, 11 RBIs, a .354 on-base percentage, 28 walks against only 19 strikeouts, five hit-by-pitches, four sacrifice bunts and seven steals in 54 games (45 starts, including 33 in left field, seven in right field, four at second base and one as the DH) ... had two outfield assists ... had a .419 on-base percentage when leading off an inning ... with Clemson trailing 2-0, he hit a three-run double in the eighth inning at Duke on April 8 ... went 2-for-3 with an RBI and a walk against Coastal Carolina in the Columbia Regional on June 1; was 3-for-10 with five walks and a team-high .533 on-base percentage in the Columbia Regional.

**Before Clemson:** Rated as the No. 218 player in the nation and No. 15 player in Georgia by Perfect Game ... region player-of-the-year as a senior ... all-region pick as a sophomore, junior and senior ... played hockey ... lettered four times in baseball at Centennial High, where he was coached by Jake Hill.

**Personal:** His father, Eric, played golf at Colgate and his mother, Susan, played hockey at St. Lawrence ... majoring in marketing ... born Jay Paul Baum on Oct. 25, 1992 in Alpharetta, Ga.

### BAUM'S OVERALL STATS

Year	AVG	G-S	AB	R	H	2B	3B	HR	RBI	OB%	SB
2012	.220	54-45	159	24	35	4	1	0	11	.354	7-10
2013	.228	52-38	136	16	31	4	2	0	8	.321	10-17
2014	.293	61-61	215	29	63	16	2	1	29	.346	8-14
<b>Totals</b>	<b>.253</b>	<b>167-144</b>	<b>510</b>	<b>69</b>	<b>129</b>	<b>24</b>	<b>5</b>	<b>1</b>	<b>48</b>	<b>.342</b>	<b>25-41</b>



## #30 GARRETT BOULWARE

C/OF • R-R • 6-1 • 220 • 3VL  
Anderson, S.C. • T.L. Hanna HS

Catcher and outfielder who emerged as one of the team's best hitters in 2013 and 2014 after playing sparingly in 2012 ... started the 2014 season sharing the catcher role with Chris Okey, but moved to left field in early May due to injuries to other players ... a career .295 hitter with a .372 on-base percentage in 150 games (138 starts) over three seasons ... had 30 doubles, one triple, 12 homers, 82 RBIs, 88 runs, 56 walks, 13 hit-by-pitches and five steals ... two-time Johnny Bench Award Watch List member ... drafted two times in his career.

**2014:** Drafted in the 16th round (No. 485 overall pick) by the Cincinnati Reds and signed in June ... team co-captain ... Johnny Bench Award Watch List member ... Second-Team All-ACC selection ... second-team All-ACC by CollegeSportsMadness.com ... hit .302 with 38 runs, 16 doubles, four homers, 35 RBIs, a .380 on-base percentage, 29 walks against only 24 strikeouts, four hit-by-pitches and one steal in 61 games (61 starts, including 24 as the DH, 20 at catcher and 17 in left field) ... tied for fourth in Tiger history in sacrifice flies (8) ... tied for 10th in the nation in sacrifice flies ... tied for 10th in the ACC in doubles ... went 3-for-5 with a homer, two RBIs and three runs against Virginia

Tech on March 9 ... went 2-for-4 with a homer, two RBIs and two runs against No. 1 Florida State on March 21 ... went 2-for-4 with a homer, three RBIs and a walk at No. 2 Virginia on April 12 ... went 4-for-5 with a homer, double and three runs against Coastal Carolina on April 15 ... went 3-for-6 with two runs and a walk against Boston College on May 17; scored the walkoff run from first base on Jay Baum's two-out double in the 13th inning.

**2013:** Gregg Olson Award semifinalist ... Johnny Bench Award Watch List member ... ACC Academic Honor Roll member ... won the Mitchell Award, given to the team's most valuable player; just the second catcher since 1979 to win the award ... hit .308 with 43 runs, 12 doubles, one triple, eight homers, 45 RBIs, a .377 on-base percentage, 22 walks, five hit-by-pitches and two steals in 61 games (60 starts at catcher) ... led the team lead in homers, RBIs, total bases (108) and slugging percentage (.476); became the first catcher to lead Clemson in slugging percentage since 1997 and homers since 2004 ... had 21 multiple-hit games and a team-high 10 multiple-RBI games, including a team-high four games with four RBIs or more ... hit a team-high .368 with runners on base ... named ACC Co-Player-of-the-Week on March 25 for his performance in five games from March 19-23; went 8-for-16 (.500) with one homer, eight RBIs, three runs and three walks ... went 4-for-5 with a team-tying-season-high two homers, a team-tying-season-high five RBIs and a team-tying-season-high three runs at No. 8 NC State on March 8; had a team-season-high 10 total bases; those were his first two career homers; his first long ball was a three-run homer off Carlos Rodon and broke a 4-4 tie in the fifth inning ... went 3-for-5 with a homer, triple, a game-high four RBIs, two runs and a walkoff single with two outs in the ninth inning against No. 12 Virginia on March 16 ... went 2-for-4 with a homer and four RBIs against Morehead State on March 19 ... hit the go-ahead, run-scoring groundout in the 11th inning and added a double and run at No. 1 North Carolina on April 1 ... went 3-for-4 with four RBIs, two runs and a steal against Western Carolina on April 24 ... went 3-for-4 with a homer and double against No. 9 NC State in the ACC Tournament on May 22; earned All-ACC Tournament honors by going 4-for-13 (.308) with one homer and one double in three games ... one of eight participants in the TD Ameritrade College Home Run Derby in Omaha, Neb. on July 3.

**2012:** Hit .214 with seven runs, two doubles, two RBIs, a .323 on-base percentage, five walks, four hit-by-pitches and two steals in 28 games (17 starts, including 16 in left field and one at catcher) ... played for New Market in the Valley Baseball League in the summer, where he hit .222 with five doubles, 10 RBIs and three steals in 24 games.

**Before Clemson:** Drafted in the 42nd round (No. 1,283 overall pick) by the San Diego Padres ... No. 141 player in the nation and No. 5 player in South Carolina by Perfect Game ... No. 12 player and No. 2 catcher in South Carolina by Diamond Prospects ... No. 23 prospect in South Carolina for the 2011 draft by Baseball America ... hit .533 with nine homers, 27 RBIs and 21 walks in limited at-bats as a senior ... lettered four times in baseball and four times in football at T.L. Hanna High, where he was coached by Adam Comstock.

**Personal:** His brother, Ben, is a linebacker on the Clemson football team ... majoring in management ... born Garrett Andrew Boulware on Sept. 9, 1992 in Atlanta, Ga.

### BOULWARE'S OVERALL STATS

Year	AVG	G-S	AB	R	H	2B	3B	HR	RBI	OB%	SB
2012	.214	28-17	56	7	12	2	0	0	2	.323	2-2
2013	.308	61-60	227	43	70	12	1	8	45	.377	2-2
2014	.302	61-61	225	38	68	16	0	4	35	.380	1-3
<b>Totals</b>	<b>.295</b>	<b>150-138</b>	<b>508</b>	<b>88</b>	<b>150</b>	<b>30</b>	<b>1</b>	<b>12</b>	<b>82</b>	<b>.372</b>	<b>5-7</b>



## #36 MATT CAMPBELL

RHP • R-R • 6-0 • 205 • 4VL  
Alpharetta, Ga. • Northview HS

Hard-throwing righthander who was Clemson's closer in 2014 ... in 108.2 innings pitched over 78 relief appearances and four seasons, he had a 7-3 record, 19 saves and a 2.73 ERA while allowing 66 hits (.175 opponents' batting average),

four homers and 54 walks with 134 strikeouts ... second in Tiger history in hits per nine innings pitched (5.47), second in strikeouts per nine innings pitched (11.10), third in saves and tied for fourth in relief appearances ... held opponents to a .146 batting average in 38 career ACC regular-season appearances ... three-time All-ACC Academic selection ... four-time ACC Academic Honor Roll member.

**2014:** Drafted in the ninth round (No. 279 overall pick) by the Los Angeles Dodgers and signed in June ... NCBA Stopper-of-the-Year Award Watch List member ... All-ACC Academic selection ... ACC Academic Honor Roll member ... had a 4-0 record, eight saves and an 0.84 ERA in 25 relief appearances ... in 32.0 innings pitched, he allowed 16 hits (.144 opponents' batting average) and 15 walks with 45 strikeouts ... tied for ninth in Tiger history

in saves ... tied for sixth in the ACC in saves ... led the team in saves and games finished (24) ... had a 2-0 record, two saves, a .121 opponents' batting average and 24 strikeouts and did not allow a run in 17.0 innings pitched over 10 relief appearances in ACC regular-season games ... pitched 2.2 innings in relief, allowing one hit and no runs with four strikeouts against No. 1 Florida State on March 22 ... pitched 5.0 innings in relief, allowing one hit and no runs with five strikeouts to earn the win against Boston College on May 17 ... recorded the save against Duke in the ACC Tournament on May 21.

**2013:** All-ACC Academic selection ... ACC Academic Honor Roll member ... had a 1-1 record, a team-high seven saves and a 4.82 ERA in a team-tying-high 24 appearances, all out of the bullpen ... in 28.0 innings pitched, he allowed 19 hits (team-best .192 opponents' batting average) and 13 walks with 35 strikeouts ... three of his seven saves came against top-10 teams ... tied for eighth in the ACC in saves ... did not allow a steal ... only allowed one of 15 inherited baserunners to score ... retired both batters he faced with runners on second and third, including one by strikeout, to record the save against William & Mary on Feb. 15 ... pitched 2.0 innings in relief with three strikeouts to record the save against No. 7 South Carolina at Greenville, S.C. on March 2 ... pitched a hitless and scoreless ninth inning with one strikeout to record the save at No. 8 NC State on March 9 ... pitched 2.2 perfect innings with three strikeouts to record the save at Boston College on April 7 ... pitched 2.0 innings in relief, allowing one hit and no runs with two strikeouts to record the save in the second game of a doubleheader against Maryland on May 6 ... played for Florence in the Coastal Plain League in the summer, where he was 2-1 with a team-high four saves, 1.20 ERA, .154 opponents' batting average and 25 strikeouts against only two walks in 15.0 innings pitched over 13 relief appearances.

**2012:** ACC Academic Honor Roll member ... had a 1-2 record, two saves and a 2.49 ERA in 13 relief appearances ... in 25.1 innings pitched, he allowed 19 hits (team-best .211 opponents' batting average), including only four extra-base hits and 11 walks with 29 strikeouts ... had a 2.13 ERA, one save and a .159 opponents' batting average along with 18 strikeouts in 12.2 innings pitched over seven relief appearances in ACC regular-season games ... pitched 2.0 innings in relief, allowing one hit with three strikeouts to record the save against Boston College on March 16 ... pitched 4.0 innings in relief, allowing one hit, no runs and no walks with seven strikeouts to earn the win against No. 7 Miami (Fla.) on March 30 ... pitched 2.1 innings in relief, allowing no hits and one run with four strikeouts at Georgia Tech on April 27; left the game in the ninth inning with a "Lat" strain and missed the rest of the season.

**2011:** All-ACC Academic selection ... ACC Academic Honor Roll member ... had a 1-0 record, two saves and a 3.09 ERA in 16 relief appearances ... in 23.1 innings pitched, he allowed 12 hits (.154 opponents' batting average), no homers and 15 walks with 25 strikeouts ... in 10.2 innings pitched over seven relief appearances in ACC regular-season games, he had one save and allowed five hits (.143 opponents' batting average) and four earned runs (3.38 ERA) with 13 strikeouts ... held opponents to 0-for-25 with two outs ... pitched 2.1 innings in relief, allowing one hit, no runs and no walks with one strikeout to earn his first career win against NC State in the ACC Tournament on May 28 ... played for Florence in the Coastal Plain League in the summer, where he was 1-0 with a league-best 1.19 ERA and .152 opponents' batting average in 45.1 innings pitched over eight appearances (six starts); allowed only 23 hits and 17 walks with 41 strikeouts; named CPL Co-Pitcher-of-the-Week on July 20.

**Before Clemson:** Preseason honorable mention All-American by Under Armour as a senior at Northview High School ... first-team all-region as a junior ... lettered three times in baseball at Northview High, where he was coached by Joshua Bartlett.

**Personal:** Graduated May 9, 2014 with a degree in parks, recreation & tourism management ... born Matthew Scott Campbell on Sept. 28, 1991 in Alpharetta, Ga.

### CAMPBELL'S OVERALL STATS

Year	ERA	W-L	G-S	SV	IP	H	R	ER	BB	SO
2011	3.09	1-0	16-0	2	23.1	12	9	8	15	25
2012	2.49	1-2	13-0	2	25.1	19	8	7	11	29
2013	4.82	1-1	24-0	7	28.0	19	16	15	13	35
2014	0.84	4-0	25-0	8	32.0	16	4	3	15	45
<b>Totals</b>	<b>2.73</b>	<b>7-3</b>	<b>78-0</b>	<b>19</b>	<b>108.2</b>	<b>66</b>	<b>37</b>	<b>33</b>	<b>54</b>	<b>134</b>



## #5 JOE COSTIGAN

OF • L-R • 6-0 • 205 • 4VL  
Naples, Fla. • Barron Collier HS

Outfielder who was one of the top Tigers off the bench ... a career .250 hitter with a .397 on-base percentage in 86 games (19 starts) over four seasons ... had nine doubles, one triple, 18 RBIs, 17 runs, 22 walks and six hit-by-pitches.

**2014:** Hit .100 with five runs, one RBI, a .438 on-base percentage and six walks in 15 games off the bench.

# 2014 SENIORS & PRO SIGNEES

**2013:** Hit .245 with five runs, five doubles, one triple, six RBIs, a .362 on-base percentage, eight walks and one hit-by-pitch in 27 games (11 starts as the DH) ... Clemson had a 10-1 record in his 11 starts ... was 8-for-26 (.308) with four doubles, one triple, five RBIs and a .538 slugging percentage in 10 ACC regular-season games (six starts) ... went 2-for-4 with a team-tying-season-high two doubles and three RBIs at Boston College on April 5; his three-run double in the seventh inning proved to be the difference in Clemson's 7-5 win.

**2012:** Hit .289 with five runs, four doubles, seven RBIs, a .377 on-base percentage, five walks and two hit-by-pitches in 30 games (eight starts, including five as the DH, two in left field and one in right field) ... hit .391 with runners on base and .462 with runners in scoring position ... was 7-for-18 (.389) with two doubles, three RBIs and a .476 on-base percentage as a pinch-hitter ... hit a team-high .417 with four doubles and three RBIs in his 22 games off the bench ... came off the bench to go 2-for-2 with a double, two RBIs and a run against Tennessee Tech on May 8; his two-out, two-run single in the seventh inning sparked Clemson's comeback ... hit a key pinch-hit single in the eighth inning against No. 1 Florida State in the ACC Tournament on May 25 ... played for Wilson in the Coastal Plain League in the summer, where he hit .224 with four doubles, one triple, a team-high 22 RBIs and three steals in 45 games.

**2011:** Was 2-for-8 (.250) with two runs, four RBIs, three walks, three hit-by-pitches and a .571 on-base percentage in 14 games, all off the bench ... played for Wilson in the Coastal Plain League in the summer, where he hit .299 with 23 runs, eight doubles, one triple, two homers and 21 RBIs in 48 games.

**Before Clemson:** Rated as the No. 33 prospect in Florida and the No. 221 prospect in the nation by Perfect Game ... all-area, all-county and all-conference as a senior at Barron Collier High School ... all-county and all-conference selection as a sophomore ... lettered four times in baseball at Barron Collier High, where he was coached by Dan Maurer.

**Personal:** His father, Jerry, played baseball at Stetson ... graduated May 9, 2014 with a degree in sociology ... born Joseph Jeffrey Costigan on June 16, 1991 in Akron, Ohio.

## COSTIGAN'S OVERALL STATS

Year	AVG	G-S	AB	R	H	2B	3B	HR	RBI	OB%	SB
2011	.250	14-0	8	2	2	0	0	0	4	.571	0-0
2012	.289	30-8	45	5	13	4	0	0	7	.377	0-0
2013	.245	27-11	49	5	12	5	1	0	6	.362	0-0
2014	.100	15-0	10	5	1	0	0	0	1	.438	0-0
<b>Totals</b>	<b>.250</b>	<b>86-19</b>	<b>112</b>	<b>17</b>	<b>28</b>	<b>9</b>	<b>1</b>	<b>0</b>	<b>18</b>	<b>.397</b>	<b>0-0</b>



## #10 MIKE DUNSTER

**2B/3B • L-R • 5-10 • 195 • 4VL**  
Greenwich, Conn. • Greenwich HS

Infielder who was used primarily as a pinch-hitter ... a career .244 hitter with a .323 on-base percentage in 73 games (seven starts) over four seasons ... had three doubles, one triple, one homer, 11 RBIs, 13 runs and 10 walks ... had 15 putouts and 23 assists without committing an error in his career.

**2014:** Hit .194 with three runs, one triple, one homer, three RBIs, a .219 on-base percentage, one walk, and one steal in 28 games off the bench ... had four putouts and 11 assists without committing an error ... hit a pinch-hit, solo homer to tie the score in the ninth inning against Eastern Michigan on Feb. 14; it was his first career homer.

**2013:** Hit .154 with two runs, two RBIs and one walk in 14 games off the bench ... had seven putouts and five assists without committing an error.

**2012:** Hit .233 with two runs, two doubles, four RBIs, a .324 on-base percentage and four walks in 19 games (six starts as the DH) ... had one putout and three assists without committing an error ... went 3-for-4 with a double and three RBIs in his first start of the season against Elon at Greenville, S.C. on March 21 ... hit a one-out, pinch-hit single in the ninth inning with Clemson trailing 7-6 and scored the winning run on Jon McGibbin's walkoff three-run homer against No. 1 Florida State in the ACC Tournament on May 25 ... played for Wilson in the Coastal Plain League in the summer, where he hit .311 with four steals in 16 games.

**2011:** Was 6-for-12 (.500) with six runs, one double, two RBIs, four walks and a .625 on-base percentage in 12 games (one start as the DH) ... had three putouts and four assists without committing an error ... was 5-for-10 with a double, two RBIs, five runs and a .615 on-base percentage in his 11 games off the bench ... was 4-for-4 with five runs, one double, two RBIs and three walks in five non-ACC regular-season games; reached base via a hit or walk in all seven of his plate appearances ... played for North Shore in the New England Collegiate Baseball League in the summer, where he hit .205 with 13 runs, four doubles, one homer, eight RBIs and seven steals in 24 games.

**Before Clemson:** Selected as the team offensive MVP at Greenwich High School ... played in the Connecticut High School All-Star Game ... lettered three times in baseball and three times

in football at Greenwich High School, where he was coached by Mike Mora.

**Personal:** His mother, Susan, was a swimmer at South Carolina and his father, Michael, played football at Vanderbilt ... his sister, Tori, plays lacrosse at High Point ... graduated May 9, 2014 with a degree in management ... born Michael Edward Dunster on May 31, 1992 in Greenwich, Conn.

## DUNSTER'S OVERALL STATS

Year	AVG	G-S	AB	R	H	2B	3B	HR	RBI	OB%	SB
2011	.500	12-1	12	6	6	1	0	0	2	.625	0-0
2012	.233	19-6	30	2	7	2	0	0	4	.324	0-0
2013	.154	14-0	13	2	2	0	0	0	2	.214	0-0
2014	.194	28-0	31	3	6	0	1	1	3	.219	1-1
<b>Totals</b>	<b>.244</b>	<b>73-7</b>	<b>86</b>	<b>13</b>	<b>21</b>	<b>3</b>	<b>1</b>	<b>1</b>	<b>11</b>	<b>.323</b>	<b>1-1</b>



## #23 DANIEL GOSSETT

**RHP • R-R • 6-1 • 185 • 3VL**  
Lynan, S.C. • James F. Byrnes HS

Righthander who had one of the team's best arms ... weekend starter for all of 2013 and 2014 ... in 282.2 innings pitched over 50 appearances (41 starts) and three seasons, he had a 23-9 record, two saves, three shutouts and a 2.80 ERA while allowing 218 hits (.211 opponents' batting average) and 107 walks with 285 strikeouts ... seventh in Tiger history in strikeouts, ninth in innings pitched, tied for ninth in shutouts, 10th in strikeouts per nine innings pitched (9.07), 10th in hits per nine innings pitched (6.94) and tied for 10th in wins ... had a 14-5 record, two shutouts, one save, a 2.31 ERA, .200 opponents' batting average and 142 strikeouts against 55 walks in 147.2 innings pitched over 24 appearances (20 starts) in ACC regular-season games in his career ... two-time All-ACC selection ... two-time winner of the Stowe Award, given to the team's most valuable pitcher ... two-time national player-of-the-week by Collegiate Baseball in his career ... three-time ACC Pitcher-of-the-Week in his career ... drafted two times in his career ... two-time ACC Academic Honor Roll member.

**2014:** Drafted in the second round (No. 65 overall pick) by the Oakland Athletics and signed in June ... team co-captain ... Golden Spikes Award semifinalist ... second-team All-American by Collegiate Baseball ... third-team All-American by CollegeSportsMadness.com and Perfect Game ... first-team All-Atlantic Region by ABCA ... First-Team All-ACC selection; Clemson's first First-Team All-ACC starting pitcher since D.J. Mitchell in 2008 ... first-team All-ACC by CollegeSportsMadness.com ... won the Stowe Award, given to the team's most valuable pitcher ... ACC Academic Honor Roll member ... had a 7-2 record and 1.93 ERA in 15 starts ... in 107.1 innings pitched, he allowed 78 hits (.202 opponents' batting average) and 30 walks with 107 strikeouts ... his 107 strikeouts were the most by a Tiger since 1996 (Kris Benson) ... 22nd in the nation in strikeouts ... tied for first in the ACC in shutouts (2), third in ERA, tied for third in complete games (2), fifth in strikeouts, fifth in innings pitched and fifth in opponents' batting average ... led the team in complete games, shutouts, innings pitched and strikeouts ... had a team-tying-high three pickoffs ... in 13 of his 15 starts, Gossett either held the lead (11) or the score was tied (2) when he left the game ... held opponents to 13-for-102 (.127) with runners in scoring position and 5-for-51 (.098) with runners in scoring position and two outs ... had a 5-1 record, 1.45 ERA (second-best in the ACC), .169 opponents' batting average (second-best in the ACC) and 68 strikeouts against only 22 walks in 68.1 innings pitched over nine starts in ACC regular-season games; only pitcher to toss two shutouts in ACC regular-season games ... two-time ACC Pitcher-of-the-Week ... pitched 7.0 innings in a starting role, allowing four hits, one run and no walks with seven strikeouts to earn the win against Maine on Feb. 21 ... pitched 7.1 innings in a starting role, allowing four hits and one run with eight strikeouts to earn the win against No. 1 Florida State on March 21 ... pitched 8.0 innings in a starting role, allowing eight hits, one run and one walk with six strikeouts to earn the win in the first game of a doubleheader at Maryland on March 28 ... pitched 7.0 innings in a starting role, allowing five hits and one run with four strikeouts to earn the win at No. 2 Virginia on April 12 ... pitched a three-hit shutout to earn the win at Pittsburgh on April 19; in 9.0 innings pitched, he allowed just three singles and one walk with seven strikeouts; allowed just one runner past first base and none past second base; named ACC Pitcher-of-the-Week on April 21 for his performance ... pitched 9.0 innings in a starting role, allowing seven hits and one run with a team-tying-season-high 13 strikeouts against No. 11 Miami (Fla.) on April 26 ... pitched 8.0 innings in a starting role, allowing seven hits, two runs and two walks with seven strikeouts to earn the win against UNLV at Greenville, S.C. on May 4 ... pitched a four-hit shutout to earn the win at Notre Dame on May 10; in 9.0 innings pitched, he allowed just four hits and one walk with 11 strikeouts; allowed no runners past second base; named one of eight national players-of-the-week by Collegiate Baseball and ACC Pitcher-of-the-Week on May 12 for his performance.

**2013:** Second-Team All-ACC selection ... ACC Academic Honor Roll member ... won the Stowe Award, given to the team's most valuable pitcher ... won the Dedication Award for outstanding work in the strength training room ... had a 10-4 record, one shutout and a 2.56 ERA in 16 starts ... in 98.1 innings pitched, he allowed 78 hits (.213 opponents' batting average) and 38 walks with 91 strikeouts ... tied for fourth in the ACC in wins, tied for fifth in starts, sixth in opponents' batting average, seventh in strikeouts, tied for seventh in innings pitched and ninth in ERA ... led the team in wins, starts, innings pitched and strikeouts ... had two pickoffs ... became the first Tiger to record 10 wins in a season since 2002 ... in 60.2 innings pitched over 10 ACC regular-season starts, he was 7-2 with a 2.67 ERA and .225 opponents' batting average along with 55 strikeouts against 22 walks; tied for the ACC lead in wins ... pitched 5.0 innings in a starting role, allowing one run with six strikeouts to earn the win in the first game of a doubleheader against Wright State on Feb. 23 ... pitched 6.2 innings in a starting role, allowing five hits and two earned runs with nine strikeouts to earn the win at No. 8 NC State on March 8 ... pitched a five-hit shutout, allowing no walks with three strikeouts to earn the win against Duke on March 22; it was the first shutout by a Tiger since 2008 ... pitched 6.0 innings in a starting role, allowing one earned run and two walks with nine strikeouts to earn the win against Wake Forest on April 12 ... pitched 7.0 innings in a starting role, allowing three hits, no runs and two walks with 10 strikeouts to earn the win at Miami (Fla.) on April 19 ... pitched 7.0 innings in a starting role, allowing five hits, one run and two walks with four strikeouts to earn the win in the first game of a doubleheader against No. 19 Georgia Tech on April 26 ... pitched 7.1 innings in a starting role, allowing two hits, one run and two walks with a team-season-high 12 strikeouts to earn the win against Georgia Southern on May 10 ... pitched 6.0 innings in a starting role, allowing three hits and no runs with three strikeouts to earn the win at No. 8 Florida State on May 16; named ACC Pitcher-of-the-Week on May 20 for his performance ... pitched 6.0 innings in a starting role, allowing five hits and two runs with two strikeouts to earn the win against St. Louis in the Columbia Regional on June 1.

**2012:** Clemson's Male Rookie-of-the-Year ... had a 6-3 record, two saves and a 4.32 ERA in 19 appearances (10 starts) ... in 77.0 innings pitched, he allowed 62 hits (.221 opponents' batting average) and 39 walks with a team-high 87 strikeouts ... seventh in the ACC in opponents' batting average and eighth in strikeouts ... had a 1.98 ERA and a .170 opponents' batting average in two postseason starts ... named one of four national players-of-the-week by Collegiate Baseball for his performance in two games from April 2-8; in 9.0 innings pitched over two appearances (one start), he earned a win and save while allowing only five hits (all singles), no runs and no walks with 15 strikeouts ... pitched a hitless and scoreless inning with one strikeout to record his first career save against Maine on Feb. 26 ... pitched 7.0 innings in a starting role, allowing three hits (all in the first inning), two runs and two walks with 10 strikeouts to earn his first career win against Elon at Greenville, S.C. on March 21; retired the last 13 batters he faced and 19 of the last 20 batters ... pitched 5.0 innings in a starting role with four strikeouts to earn the win at No. 18 Georgia on March 27 ... pitched 7.0 innings in a starting role, allowing three hits, no runs and no walks with a team-season-high 13 strikeouts to earn the win against Winthrop on April 3; retired the first 15 batters ... pitched 2.0 innings in relief, allowing two hits, no runs and no walks with two strikeouts to record the save at Duke on April 8 ... pitched 5.1 innings in relief, allowing three hits with seven strikeouts to earn the win at Georgia Tech on April 29 ... pitched 4.1 innings in relief, allowing three hits, one run and one walk with eight strikeouts to earn the win against College of Charleston on May 5 ... pitched 4.0 innings in relief, allowing two hits and no runs with three strikeouts to earn the win against No. 1 Florida State on May 12.

**Before Clemson:** Drafted in the 16th round (No. 502 overall pick) by the Boston Red Sox ... No. 127 player in the nation and No. 5 player in South Carolina according to Perfect Game ... No. 4 player and No. 2 pitcher in South Carolina according to Diamond Prospects ... No. 7 prospect in South Carolina for the 2011 draft according to Baseball America ... member of the South Carolina Select Team and played in the Select Games ... all-state and all-conference selection during his senior season ... won the team's Pitching Award during his senior season ... won the team's Offense Award during his sophomore season ... lettered four times in baseball at James F. Byrnes High, where he was coached by Dwayne Haun.

**Personal:** Majoring in parks, recreation & tourism management ... born Daniel James Gossett on Nov. 13, 1992 in Spartanburg, S.C.

## GOSSETT'S OVERALL STATS

Year	ERA	W-L	G-S	SV	IP	H	R	ER	BB	SO
2012	4.32	6-3	19-10	2	77.0	62	37	37	39	87
2013	2.56	10-4	16-16	0	98.1	78	40	28	38	91
2014	1.93	7-2	15-15	0	107.1	78	25	23	30	107
<b>Totals</b>	<b>2.80</b>	<b>23-9</b>	<b>50-41</b>	<b>2</b>	<b>282.2</b>	<b>218</b>	<b>102</b>	<b>88</b>	<b>107</b>	<b>285</b>

## 2014 SENIORS &amp; PRO SIGNED



## #11 SHANE KENNEDY

1B • R-R • 6-3 • 210 • 2VL

Orlando, Fla. • Santa Fe College

Had good speed and was one of the team's best baserunners ... a career .293 hitter with a .375 on-base percentage in 146 games (139 starts) over three seasons (one at North Florida and two at Clemson) at the collegiate level ... had 21 doubles, eight triples, eight homers, 72 RBIs, 101 runs, 64 walks, seven hit-by-pitches and 32 steals.

**2014:** Hit .218 with 17 runs, six doubles, one triple, one homer, 13 RBIs, a .276 on-base percentage, nine walks, two hit-by-pitches and four steals in 41 games (37 starts at first base) ... suffered a torn ACL on Oct. 20, 2013 that forced him out of action for the first 18 games until March 18 when he made his season debut off the bench at Georgia Southern ... went 4-for-4 with a homer, triple, team-season-high nine total bases, two RBIs and two runs in the first game of a doubleheader at Maryland on March 28; his triple in the ninth inning scored the go-ahead run ... hit a double on an O-2 pitch with two outs in the 11th inning to score the winning run at Pittsburgh on April 18.

**2013:** Second-Team All-ACC selection ... hit .317 with 47 runs, five doubles, four triples, five homers, 35 RBIs, a .408 on-base percentage, 37 walks and 22 steals in 62 games (62 starts, including 32 as the DH, 29 at third base and one in left field) ... fifth in the ACC in steals and tied for sixth in triples ... led the team in batting average, runs, triples, walks, on-base percentage, sacrifice flies (5) and steals ... had a team-tying-high 23 multiple-hit games ... had eight bunt singles ... one of three Tigers to start every game ... had at least one RBI in each of his first seven games as a Tiger ... had an 11-game hitting streak from April to May ... member of the Columbia Regional All-Tournament team after going 4-for-13 (.308) with one homer, two RBIs and two runs in three games ... hit a two-out, two-run homer in the eighth inning to score the game's only runs against William & Mary on Feb. 15; it was his first game and hit as a Tiger ... went 3-for-3 with a triple, three RBIs, two runs, one walk and a steal against Wofford on March 6 ... hit a two-run homer and had three RBIs against No. 12 Virginia on March 15 ... hit a two-run homer against Maryland on May 4 ... went 3-for-5 with a homer and two runs against St. Louis in the Columbia Regional on June 1.

**Before Clemson:** Junior college All-American and all-state selection ... freshman All-American at North Florida in 2011 ... hit .324 with two homers, 24 RBIs and six steals in 43 games (40 starts) at North Florida in 2011 ... lettered multiple times in baseball at Olympia High School ... coached by Johnny Wiggs at Santa Fe College ... coached by Smoke Laval at North Florida ... coached by Randy O'Neal at Olympia High School.

**Personal:** Majoring in communication studies ... born Shane Hilton Kennedy on Jan. 31, 1992 in Orlando, Fla.

## KENNEDY'S OVERALL STATS

Year	AVG	G-S	AB	R	H	2B	3B	HR	RBI	OB%	SB
2011*	.324	43-40	148	37	48	10	3	2	24	.410	6-7
2013	.317	62-62	218	47	69	5	4	5	35	.408	22-27
2014	.218	41-37	133	17	29	6	1	1	13	.276	4-7
<b>Totals</b>	<b>.293</b>	<b>146-139</b>	<b>499</b>	<b>101</b>	<b>146</b>	<b>21</b>	<b>8</b>	<b>8</b>	<b>72</b>	<b>.375</b>	<b>32-41</b>

\* - North Florida



## #12 JON MCGIBBON

1B • L-L • 6-2 • 220 • 4VL

Lindenhurst, N.Y. • Lindenhurst Senior HS

First-baseman who was a career .261 hitter with a .355 on-base percentage in 209 games (148 starts) over four seasons ... had 22 doubles, one triple, nine homers, 102 RBIs, 83 runs, 77 walks, 12 hit-by-pitches and eight steals ... had a .990 fielding percentage in his career ... two-time team co-captain.

**2014:** Team co-captain ... hit .221 with 13 runs, five doubles, three homers, 18 RBIs, a .346 on-base percentage, 14 walks against only 13 strikeouts and three hit-by-pitches in 49 games (22 starts at first base) ... committed only two errors (.992 fielding percentage) ... hit .350 with runners on base and .357 with runners in scoring position ... was 4-for-9 (.444) as a pinch-hitter and 9-for-19 (.474) with two homers, a double, nine RBIs, four runs and two walks in 27 games off the bench ... was 12-for-30 (.400) with two homers, two doubles, 10 RBIs, a .667 slugging percentage and .514 on-base percentage in his last 27 games ... went 1-for-2 with a two-run homer, two runs and a hit-by-pitch against Virginia Tech on March 8 ... hit a pinch-hit, run-scoring single in the eighth inning to give Clemson the lead for good against James Madison on May 3 ... went 2-for-5 with a double, three RBIs and a hit-by-pitch against Boston College on May 17; his two-out, three-run double in the ninth inning tied the score ... went 2-for-2 with the game-tying homer off the bench in the sixth inning against No. 3 Miami (Fla.) in the ACC Tournament on May 22.

**2013:** Team co-captain ... hit .285 with 33 runs, five doubles, 37 RBIs, a .363 on-base percentage, 22 walks, five hit-by-pitches and seven steals in 58 games (58 starts at first base) ... committed only one error in 562 chances and had a .998 fielding percentage ... hit .342 with runners in scoring position ... hit a team-high .333 in 24 games away from home and a team-high .365 in 20 games on opponents' home fields ... had 16 multiple-hit games ... was 25-for-59 (.424) in his last 18 games ... went 3-for-4 with four RBIs and three runs at Western Carolina on April 9; his run-scoring single in the ninth inning gave Clemson the lead for good ... went 4-for-4 with three RBIs, two runs and one steal in the second game of a doubleheader at Furman on May 8; was 5-for-6 with a double, four RBIs, five runs, two walks and one steal in the doubleheader ... went 3-for-4 at No. 8 Florida State on May 18; was 6-for-10 with a run, walk and hit-by-pitch in the series.

**2012:** Hit .233 with 29 runs, eight doubles, one triple, five homers, 33 RBIs, a .317 on-base percentage, 27 walks and two hit-by-pitches in 59 games (57 starts, including 55 at first base, one in left field and one as the DH) ... had a 10-game hitting streak from April to May ... reached base safely in 24 consecutive games from April to May ... went 3-for-5 and scored the walkoff run against No. 2 South Carolina on March 4 ... went 2-for-4 with a homer and four RBIs against Holy Cross on March 7 ... hit a leadoff triple and scored the winning run in the 11th inning at Duke on April 6 ... went 3-for-4 with a homer, double, five RBIs, three runs and a walk against Furman at Greenville, S.C. (Flour Field) on April 10 ... went 3-for-5 with a homer, double, four RBIs and two runs against No. 1 Florida State in the ACC Tournament on May 25; with one out in the ninth inning and Clemson trailing 7-6, he lined a three-run walkoff homer to right-center against No. 1 Florida State in the ACC Tournament on May 25; it was only the second walkoff homer by a Tiger in ACC Tournament history and the first since 1981; won Clemson's Best Moment Award for the walkoff homer; earned All-ACC Tournament honors by going 5-for-13 (.385) with two homers, one double, five RBIs and three runs in three games ... played for Falmouth in the Cape Cod League in the summer, where he hit .280 with 13 doubles, one triple, two homers, 20 RBIs and three steals in 42 games.

**2011:** Hit .339 with eight runs, four doubles, one homer, 14 RBIs, a .463 on-base percentage and one steal in 43 games (11 starts, including four at first base, four as the DH and three in right field) ... Clemson was 10-1 in his 11 starts ... in 19 ACC regular-season games (five starts), he was 10-for-29 (.345) with two doubles, one homer, five RBIs and a .457 on-base percentage ... was 14-for-27 (.519) with two doubles, 10 RBIs and a .595 on-base percentage in 32 games off the bench ... was 10-for-17 (.588) with a double, five RBIs, four walks, a hit-by-pitch and .652 on-base percentage as a pinch-hitter ... had a hit in each of his first three at-bats and reached base in each of his first six plate appearances ... hit his first career homer at NC State on March 27 ... hit a pinch-hit, walkoff single with one out in the 10th inning against Coastal Carolina on April 5 ... won the Omaha Challenge competition among fielders in the fall of 2010 ... played for North Shore in the New England Collegiate Baseball League in the summer, where he played only three games.

**Before Clemson:** Drafted in the 29th round (No. 882 overall pick) by the Seattle Mariners ... member of the Greater New York Sandlot team as a senior at Lindenhurst Senior High School ... member of the state champions, Long Island champions and Suffolk County champions as a senior ... MVP, all-county, All-Long Island and all-state selection as a senior ... MVP, two-time all-county, All-Long Island and all-state selection in football ... lettered four times in baseball and three times in football at Lindenhurst Senior High, where he was coached by Michael Cannobio.

**Personal:** Graduated May 9, 2014 with a degree in sociology ... born Jonathan Gerard McGibbon on Oct. 5, 1992 in Syosset, N.Y.

## MCGIBBON'S OVERALL STATS

Year	AVG	G-S	AB	R	H	2B	3B	HR	RBI	OB%	SB
2011	.339	43-11	62	8	21	4	0	1	14	.463	1-1
2012	.233	59-57	215	29	50	8	1	5	33	.317	0-1
2013	.285	58-58	207	33	59	5	0	0	37	.363	7-8
2014	.221	49-22	86	13	19	5	0	3	18	.346	0-0
<b>Totals</b>	<b>.261</b>	<b>209-148</b>	<b>570</b>	<b>83</b>	<b>149</b>	<b>22</b>	<b>1</b>	<b>9</b>	<b>102</b>	<b>.355</b>	<b>8-10</b>



## #17 STEVE WILKERSON

INF • S-R • 6-2 • 200 • 4VL

Roswell, Ga. • Pope HS

Infielder who had good speed and has made many spectacular defensive plays at second base ... became Clemson's first switch-hitter since Patrick Boyd (1998-01) ... three-time Second-Team All-ACC selection ... a career .291 hitter with a .362 on-base percentage in 216 games (185 starts) over four seasons ... had 47 doubles, six triples, 11 homers, 115 RBIs, 131 runs, 80 walks, nine hit-by-pitches and 29 steals ... had five double-digit hitting streaks in his career ... drafted two times in his career ... two-time ACC Academic Honor Roll member.

**2014:** Drafted in the eighth round (No. 241 overall pick) by the Baltimore Orioles and signed in June ... Second-Team All-ACC selection ... second-team All-ACC by CollegeSportsMadness.com ... won the Mitchell Award, given to the team's most valuable player ... ACC Academic Honor Roll member ... hit .317 with 33 runs, 18 doubles, one triple, six homers, 42 RBIs, a .383 on-base percentage, 21 walks, four hit-by-pitches and eight steals in 56 games (56 starts at second base) ... tied for fifth in the ACC in doubles, seventh in slugging percentage (.502) and tied for 10th in RBIs ... led or tied for the team lead in bunt singles (6), extra-base hits (25), doubles, homers, total bases (103), slugging percentage and multiple-RBI games (13) ... did not commit an error in his last 27 games (107 chances) ... had an 11-game hitting streak from February to March ... named ACC Co-Player-of-the-Week on March 31 for his performance in three games from March 25-28; went 6-for-11 (.545) with five doubles, one homer, three RBIs, four runs and one steal ... had a 10-game hitting streak in April ... reached base safely in his last 26 games from April to May ... went 3-for-4 with a double, two RBIs, two runs and a walk at Western Carolina on March 4 ... hit a solo homer against Virginia Tech on March 7 ... went 2-for-3 with two doubles, a run, walk and steal at Georgia on March 25 ... led off the ninth inning with a double and scored the go-ahead run in the first game of a doubleheader at Maryland on March 28 ... went 3-for-4 with two doubles, a three-run homer and two runs in the second game of a doubleheader at Maryland on March 28; was 4-for-8 with three doubles, a homer, three RBIs and three runs in the series ... went 2-for-4 with a homer, three RBIs and a hit-by-pitch against Furman on April 1 ... went 3-for-3 with a double and run against Winthrop on April 2 ... went 2-for-3 with a homer, three RBIs and a walk against UNLV at Greenville, S.C. on May 4 ... went 3-for-5 with the walkoff single in the ninth inning against No. 3 Miami (Fla.) in the ACC Tournament on May 22.

**2013:** Second-Team All-ACC selection ... second-team All-ACC by CollegeSportsMadness.com ... ACC Academic Honor Roll member ... hit .291 with 36 runs, a team-high 16 doubles, two triples, four homers, 37 RBIs, a .366 on-base percentage, 27 walks, one hit-by-pitch and 10 steals in 59 games (58 starts, including 57 at second base and one as the DH) ... hit .324 with runners in scoring position ... had a team-high 17 two-out RBIs ... had 19 multiple-hit games ... had a 10-game hitting streak, which included the last game of 2012 and the first nine games of 2013 ... went 2-for-4 with a double and four RBIs against William & Mary on Feb. 17 ... went 3-for-4 with a double, triple, four RBIs, one run and two walks in the first game of a doubleheader at Furman on May 8 ... hit two homers with five RBIs against St. Louis in the Columbia Regional on June 1 ... played for Hyannis in the Cape Cod League in the summer, where he hit .244 with one homer, seven doubles, nine RBIs, 17 runs and eight steals in 34 games.

**2012:** Second-Team All-ACC selection ... hit .295 with a team-tying-high 49 runs, 13 doubles, three triples, one homer, 31 RBIs, a .353 on-base percentage, 22 walks, three hit-by-pitches and 10 steals in 59 games (59 starts at second base) ... started as the leadoff batter a team-high 50 times ... hit .353 at home ... had 20 multiple-hit games ... had eight bunt singles ... had a 19-game hitting streak from March to April ... had a 15-game hitting streak from April to May ... reached base via a hit or walk in 23 consecutive games from March to April ... went 4-for-5 with a double, two RBIs and three runs against Maine on Feb. 26; was 7-for-14 with two doubles, five RBIs, six runs and two steals in the series ... went 2-for-6 with a walkoff single against No. 2 South Carolina on March 4 ... went 4-for-4 with two RBIs, a run and walk against Elon on March 20 ... played for Hyannis in the Cape Cod League in the summer, where he hit .308 with two doubles, two RBIs and four steals in seven games.

**2011:** Hit .173 with 13 runs, five RBIs, a .308 on-base percentage and one steal in 42 games (12 starts at second base) ... totaled four walks and two runs against Duke on March 19 ... played for La Crosse in the Northwoods League in the summer, where he hit .238 with 10 runs, five doubles and seven RBIs in 31 games.

**Before Clemson:** Drafted in the 15th round (No. 473 overall pick) by the Boston Red Sox ... all-county selection at Pope High School ... member of the state champions ... East Cobb Defensive Player-of-the-Year ... lettered four times in football and three times in baseball at Pope High, where he was coached by Jeff Rowland.

**Personal:** His grandfather, Jim, played football at Southern California ... his grandfather, Richard, played baseball in the Cardinals organization in the 1940s ... graduated May 9, 2014 with a degree in communication studies ... born Stephen Beatty Wilkerson on Jan. 11, 1992 in San Diego, CA.

## WILKERSON'S OVERALL STATS

Year	AVG	G-S	AB	R	H	2B	3B	HR	RBI	OB%	SB
2011	.173	42-12	52	13	9	0	0	0	5	.308	1-3
2012	.295	59-59	258	49	76	13	3	1	31	.353	10-12
2013	.291	59-58	227	36	66	16	2	4	37	.366	10-14
2014	.317	56-56	205	33	65	18	1	6	42	.383	8-9
<b>Totals</b>	<b>.291</b>	<b>216-185</b>	<b>742</b>	<b>131</b>	<b>216</b>	<b>47</b>	<b>6</b>	<b>11</b>	<b>115</b>	<b>.362</b>	<b>29-38</b>



# ACC BASEBALL

## 2014 ACC STANDINGS

### ATLANTIC DIVISION

Rk	Team	ACC			Overall		
		W	L	Win %	Home	Away	Neutral
1.	* Florida State	21	9	.700	11-4	10-5	2-2
2.	* <b>Clemson</b>	15	14	.517	7-8	8-6	3-4
	* Maryland	15	14	.517	9-5	6-9	5-2
4.	Wake Forest	15	15	.500	6-9	9-6	1-2
5.	NC State	13	17	.433	8-7	5-10	0-2
6.	Boston College	10	20	.333	6-9	4-11	3-4
7.	Notre Dame	9	21	.300	8-7	1-14	4-4

### COASTAL DIVISION

Rk	Team	ACC			Overall		
		W	L	Win %	Home	Away	Neutral
1.	* Miami (Fla.)	24	6	.800	11-4	13-2	1-2
2.	* Virginia	22	8	.733	13-2	9-6	6-5
3.	Duke	16	14	.533	9-6	7-8	3-3
4.	* North Carolina	15	15	.500	9-6	6-9	2-4
5.	* Georgia Tech^	14	16	.467	10-5	4-11	6-3
6.	Pittsburgh	11	19	.367	8-7	3-12	1-3
7.	Virginia Tech°	9	21	.300	3-12	4-14	2-1

\* - NCAA Tournament participant; ^ - ACC Tournament champion; ° - had one non-conference away tie

### THE TRADITION

Consistency. It is the mark of true excellence in any endeavor. However, in today's intercollegiate athletics, competition has become so balanced and so competitive that it is virtually impossible to maintain a high level of consistency.

Yet the Atlantic Coast Conference has defied the odds. Now in its 62nd year of competition, the ACC has long enjoyed the reputation as one of the strongest and most competitive intercollegiate conferences in the nation. And that is not mere conjecture, the numbers support it.

Since the league's inception in 1953, ACC schools have captured 138 NCAA team championships, including 72 in women's competition and 66 in men's. In addition, NCAA individual titles have gone to ACC student-athletes 156 times in men's competition and 107 times in women's action. Given the ACC's strong history and the strengthening of its ranks with the additions of Notre Dame, Pittsburgh and Syracuse in 2013, followed by Louisville in 2014, those numbers - and the league's longstanding tradition of excellence - appear destined to only grow greater in the years ahead.

Wake Forest won the ACC's first baseball national title during the 1954 season. One of the league's newest members, Miami (Fla.), has claimed four national baseball championships (1982,85,99,01) during the last 32 years.

Seven ACC teams - Clemson, Florida State, Georgia Tech, Maryland, Miami, North Carolina and Virginia - earned bids to the 2014 NCAA Tournament, marking the sixth straight year with at least seven. Virginia, the No. 3 national seed, advanced to the College World Series, the 18th ACC team to reach Omaha in the last nine years. League newcomer Louisville also reached the College World Series, making the Cardinals the only team in the country to advance in each of the last

two seasons. While in Omaha, the Cavaliers won three games to reach the championship series.

The league set a record with 65 players selected in the 2014 MLB draft. Six were taken in the first round, three times more than any other league. After the season, 12 ACC players collected a combined 30 All-America honors, while eight players earned freshman All-America recognition.

### THE HISTORY

The ACC was founded May 8, 1953 at the Sedgefield Inn near Greensboro, N.C. with seven charter members - Clemson, Duke, Maryland, North Carolina, NC State, South Carolina and Wake Forest - drawing up the conference by-laws.

The withdrawal of seven schools from the Southern Conference came early on the morning of May 8, 1953 during the Southern Conference's annual spring meeting. On June 14, 1953, the seven members met in Raleigh, N.C., where a set of bylaws was adopted and the name became officially the Atlantic Coast Conference.

Suggestions from fans for the name of the new conference appeared in the region's newspapers prior to the meeting in Raleigh. Duke's Eddie Cameron recommended that the name of the conference be the Atlantic Coast Conference, and the motion was passed unanimously. The meeting concluded with each member institution assessed \$200 to pay for conference expenses.

On Dec. 4, 1953, conference officials met again at Sedgefield and officially admitted Virginia as the league's eighth member. The first withdrawal of a school from the ACC came on June 30, 1971, when South Carolina tendered its resignation. The ACC operated with seven members until April 3, 1978, when Georgia Tech was admitted. The Atlanta school had withdrawn from the SEC in 1964.

## 2014 ALL-ACC TEAM

### FIRST TEAM

Pos.	Player	Team	Cl.
C	Brett Austin	NC State	Jr.
1B	John Nogowski	Florida State	Jr.
1B	Mike Papi	Virginia	Jr.
2B	Brandon Cogswell	Virginia	Jr.
SS	Trea Turner	NC State	Jr.
3B	Jose Brizuela	Florida State	Jr.
OF	Joe McCarthy	Virginia	So.
OF	Chris Shaw	Boston College	So.
OF	DJ Stewart	Florida State	So.
DH/UT	Nick Howard	Virginia	Jr.
SP	<b>Daniel Gossett</b>	<b>Clemson</b>	<b>Jr.</b>
SP	Chris Diaz	Miami (Fla.)	Jr.
SP	Nathan Kirby	Virginia	So.
SP	Carlos Rodon	NC State	Jr.
SP	Luke Weaver	Florida State	Jr.
RP	Reilly Hovis	North Carolina	So.

### SECOND TEAM

Pos.	Player	Team	Cl.
C	Mark Zagunis	Virginia Tech	Jr.
1B	Thomas Smith	Georgia Tech	Jr.
2B	<b>Steve Wilkerson</b>	<b>Clemson</b>	<b>Sr.</b>
SS	<b>Tyler Krieger</b>	<b>Clemson</b>	<b>So.</b>
SS	Michael Russell	North Carolina	Jr.
3B	Jordan Betts	Duke	Sr.
OF	Dale Carey	Miami (Fla.)	Sr.
OF	Matt Gonzalez	Georgia Tech	So.
OF	Chris Marconcini	Duke	Jr.
OF	Daniel Spingola	Georgia Tech	Jr.
OF	Charlie White	Maryland	Jr.
DH/UT	<b>Garrett Boulware</b>	<b>Clemson</b>	<b>Jr.</b>
SP	Bryan Radziewski	Miami (Fla.)	Jr.
SP	Jake Stinnett	Maryland	Sr.
SP	Trent Thornton	North Carolina	So.
RP	Bryan Garcia	Miami (Fla.)	Fr.

### THIRD TEAM

Pos.	Player	Team	Cl.
C	Zack Collins	Miami (Fla.)	Fr.
C	Nate Irving	Virginia	Jr.
1B	Aaron Cohn	Duke	Jr.
2B	Mott Hyde	Georgia Tech	Sr.
2B	Brandon Lowe	Maryland	Fr.
SS	Daniel Pinero	Virginia	Fr.
3B	Andrew Knizner	NC State	Fr.
OF	<b>Jay Baum</b>	<b>Clemson</b>	<b>Jr.</b>
OF	<b>Steven Duggar</b>	<b>Clemson</b>	<b>So.</b>
OF	Willie Abreu	Miami (Fla.)	Fr.
DH/UT	Josh Delph	Florida State	Jr.
DH/UT	Tom Zengel	North Carolina	Sr.
SP	<b>Matthew Crownover</b>	<b>Clemson</b>	<b>So.</b>
SP	Andrew Suarez	Miami (Fla.)	Jr.
SP	Brandon Waddell	Virginia	So.
RP	Gage Smith	Florida State	Sr.

<b>Player-of-the-Year</b>	DJ Stewart	Florida State
<b>Pitchers-of-the-Year</b>	Chris Diaz	Miami (Fla.)
	Nathan Kirby	Virginia
<b>Freshman-of-the-Year</b>	Zack Collins	Miami (Fla.)
<b>Coach-of-the-Year</b>	Brian O'Connor	Virginia



# CHAMPIONSHIP TRADITION

## CHAMPIONSHIP TRADITION

Clemson has made 12 appearances in the College World Series and has won 18 NCAA regional championships. The tradition dates to 1947, when Clemson advanced to the Final Eight of the NCAA Tournament before losing to Yale and a first-baseman named George Bush. Clemson has gone to the College World Series six times (1995,96,00,02,06,10) in Head Coach **Jack Leggett's** 21 seasons in Tigertown.

Clemson has won an ACC regular-season title 21 times, more than any other ACC school. The Tigers have won 14 ACC titles, also more than any other school. The program has tied for the most ACC Tournament titles (9) in history as well.

## NCAA BESTS SINCE 1994

### NCAA TOURNAMENT APPEARANCES

Rk	Team	App.
1.	Cal State Fullerton	21
	Florida State	21
	Miami (Fla.)	21
4.	<b>Clemson</b>	20
	Rice	20

### 40-WIN SEASONS

Rk	Team	Seasons
1.	Florida State	21
2.	Rice	20
3.	Louisiana State	18
4.	<b>Clemson</b>	16
	South Carolina	16
	Wichita State	16
7.	Cal State Fullerton	15
	Miami (Fla.)	15
9.	Georgia Tech	14
	North Carolina	14
11.	Florida	13
	Texas	13
13.	Coastal Carolina	12
	Notre Dame	12
	Oklahoma State	12
	Stanford	12
17.	Arizona State	11
	Oral Roberts	11
19.	Alabama	10
	Central Florida	10
	NC State	10
	Oklahoma	10
	Texas A&M	10
	Texas Tech	10
	Tulane	10
	Virginia	10

### 50-WIN SEASONS

Rk	Team	Seasons
1.	Florida State	12
2.	Miami (Fla.)	7
	Wichita State	7
4.	<b>Clemson</b>	6
	Texas	6
6.	Cal State Fullerton	5
	Louisiana State	5
	North Carolina	5
	Rice	5
	South Carolina	5
11.	Alabama	4
	Coastal Carolina	4
	Georgia Tech	4
	Stanford	4
	Vanderbilt	4
	Virginia	4
17.	Arizona State	3
	Louisville	3
	Nebraska	3



THE 2010 TIGERS WON THE AUBURN REGIONAL AND CLEMSON SUPER REGIONAL ON THEIR WAY TO THE COLLEGE WORLD SERIES.



# CHAMPIONSHIP TRADITION



## TIGER TITLES

### ACC REGULAR-SEASON TITLES (21)

Year	ACC	Overall
1954	8-4	14-10
1958	12-3	22-8
1959	11-5	24-8
1967	11-2	29-9
1973	10-2	24-16
1974	10-1	23-15
1975	10-2	33-10
1976	10-2	36-15
1977	9-1	42-10
1978	10-2	39-14
1979	10-1	40-15
1981	10-4	34-24
1982	10-2	37-22
1984	12-2	38-17
1985	9-4	36-30-1
1988	18-2	54-14
1991	18-3	60-10
1992	19-5	50-14
1994	20-4	57-18
1995	20-4	54-14
2006	24-6	53-16

### ACC TOURNAMENT TITLES (9)

Year	ACCT	Overall
1976	3-0	36-15
1978	3-0	39-14
1980	4-0	38-21
1981	5-1	34-24
1989	5-0	50-20
1991	5-0	60-10
1993	5-1	45-20
1994	4-1	57-18
2006	4-1	53-16

### NCAA REGIONAL TITLES (18)

Year	Regional	Overall
1947	3-1	24-5
1958	4-1	22-8
1959	3-0	24-8
1976	3-0	36-15
1977	3-1	42-10
1980	3-0	38-21
1991	4-0	60-10
1995	4-0	54-14
1996	4-0	51-17
1999	4-1	42-27
2000	3-0	51-18
2001	3-0	41-22
2002	3-0	54-17
2005	3-0	43-23
2006	3-0	53-16
2007	3-0	41-23
2009	4-1	44-22
2010	3-1	45-25

### NCAA SUPER REGIONAL TITLES (4)

Year	SR	Overall
2000	2-0	51-18
2002	2-1	54-17
2006	2-0	53-16
2010	2-1	45-25

### CWS APPEARANCES (12)

Year	CWS	Overall
1958	1-2	22-8
1959	1-2	24-8
1976	1-2	36-15
1977	1-2	42-10
1980	0-2	38-21
1991	0-2	60-10
1995	0-2	54-14
1996	2-2	51-17
2000	1-2	51-18
2002	2-2	54-17
2006	1-2	53-16
2010	2-2	45-25

# ATHLETIC FACILITIES

LOCATED DIRECTLY BEHIND DOUG KINGSMORE STADIUM, JERVEY ATHLETIC CENTER HOUSES THE CLEMSON BASEBALL COACHES' OFFICES, THE STRENGTH TRAINING ROOM AND THE SPACIOUS ATHLETIC TRAINING ROOM (INSET).



## JERVEY ATHLETIC CENTER & McFADDEN BUILDING

The Jervy Athletic Center, named in honor of one of Clemson's most beloved sons (Frank Johnstone Jervy), is a two-level complex that is the home of the University's intercollegiate athletic program.

Clemson recently added the McFadden Building, the former home of Tiger football, to house athletic department operations. It was named in honor of Banks McFadden, the greatest Tiger athlete of the 20th century who played three sports at Clemson in the late 1930s.

Jervy Athletic Center and McFadden Building houses under two roofs offices for all of the coaching and related staffs for Clemson's sports (other than football), a unique feature that places the center among the most modern of its kind anywhere. Within the complexes are all of the personnel and related facilities needed to conduct an effective, top-flight intercollegiate athletic program.

Beneath the main floor of Jervy Athletic Center are dressing rooms for many of the varsity sports. Other facilities on this level include coaches' dressing rooms, a spacious training room and an equipment room.

Attached to and complementing the administrative-coaching personnel building is a two-level, multi-purpose structure of 29,000 square-feet. The upper level of this building is where Jervy Gym is located.

The Jervy Athletic Center provides Tiger student-athletes with the most modern and up-to-date facilities in the country. It is one reason the Clemson University athletic program is recognized as one of the best in the entire country.

## STRENGTH TRAINING ROOM

One of the most important facilities on the Clemson athletic landscape is the strength & conditioning facility. Located in Jervy Athletic Center, it has continued to keep up with one of the most progressive areas in college sports. Assistant Director of Olympic Sports Strength & Conditioning Rick Franzblau makes sure Clemson student-athletes are ready for competition.

The strength training room recently had a fourth major facility enhancement. The facility covered 11,000 square feet before the renovations. But it has continued to grow and now covers nearly 15,000 square feet of space. It

is one of the most modern all-around facilities in the country.

The following improvements were made:

- State-of-the-art sound system
- Eight flat-screen plasma televisions
- Two computerized message displays
- State-of-the-art ventilation system
- New lighting system
- 18 new Sorinex Base Camp power racks
- PLAE multi-purpose rubberized flooring
- New purple upholstery on weightlifting equipment
- New paint on surrounding walls and columns
- Front entrance drop ceiling
- Metal overlay for awards displays
- Reconstruction of entryway walls
- Two 30m turf training sections

The plush atmosphere provides an interesting contrast to the physical exertion that takes place within the facility. When a student-athlete enters the etched-glass doors, he or she is greeted by nearly \$700,000 worth of state-of-the-art equipment.

The 10 plasma televisions/displays are positioned throughout the facility and are used for training and instruction, as strength coaches film athletes and work with them on their form.

Clemson has a staff of three full-time strength coaches along with two graduate assistants and four interns who ensure a Tiger baseball player receives as much individual attention as possible. Franzblau makes training programs position specific, as they are designed to meet the specific needs of each player.

## ATHLETIC TRAINING ROOM

The athletic training room is an important component of Clemson's athletic success. It is run by Head Athletic Trainer Danny Poole and houses the latest rehabilitation equipment. He heads up a staff of six full-time individuals, including Baseball Athletic Trainer Travis Johnston, with decades of experience. This staff (25 student/graduate athletic trainers) provides student-athletes with the best possible medical care.

The athletic training room is one of the nation's top facilities and includes a hydrotherapy area, hot/cold jacuzzis and a treatment tank with an underwater treadmill. Also, the athletic training room include a Biodex System 4 Isokinetic machine, numerous stationary bikes, upper-body exerciser, elliptical and all the latest modality devices for all kinds of treatment.

The team physician and orthopedist have offices and an orthopedic examination room located in the athletic training room. There are staff members present from 7 a.m. until late in the evening, and the team physician is available in the athletic training room daily from 1:30 p.m. until closing, and at all hours for special situations with student-athletes.



# BASEBALL GROUNDS CREW



FRONT ROW (LEFT TO RIGHT) - BERT McCARTY, RAY HUBBARD, BEN WILSON, JACOB ADDISON, ELI ROLAND. BACK ROW - DON GARRETT, MATTHEW GEER, K.C. BELL, DANIEL McKINNEY, CORY HENDRIX, MIKE ECHOLS. NOT PICTURED - CLAY BARNETTE, MARK HENDRICKS, THOMAS LATIMER, MATT STOVALL.

**D**oug Kingsmore Stadium's playing surface is one of the best in the country thanks to the dedication of many members of the Tiger Grounds Crew. Mike Echols, supervisor of athletic grounds for the past 13 years and former Clemson golfer (1981-83), heads up the team that was recently honored.

In 2005, ABCA and Turface Athletics awarded Echols and the grounds crew, which includes many volunteers,

as having the best collegiate baseball field in the country based on their exemplary infield and turf maintenance programs. It is a distinction the grounds crew members take great pride in. Then in the summer of 2013, the playing surface was re-leveled and a new drainage system was added.

Today, the Tiger Grounds Crew has former members working for the several major league organizations and many other venues across the country.

"Mike and his grounds crew staff exemplify what Clemson is all about," said Head Coach Jack Leggett. "They exhibit tremendous pride and a never-ending work ethic."

"We play on many fields and are familiar with a lot of grounds crews. But our players and coaches always comment that we have the best. The pride in their work is far above any I've seen. Our players, coaches and fans appreciate their dedication."



# DOUG KINGSMORE STADIUM



DOUG KINGSMORE

**D**oug Kingsmore Stadium, the home of Tiger baseball since 1970, has seen many changes and improvements over the years, but it has not lost its aesthetic beauty and unique feel on the west side of the Clemson University campus.

Former Clemson baseball star and Board of Trustees Emeritus Doug Kingsmore gave the athletic department a \$1 million gift towards renovation of Clemson's baseball stadium, formerly known as Tiger Field. During the 2002 and 2003 offseasons, Doug Kingsmore Stadium underwent radical renovations, as over \$5 million was spent. Since then, many other renovations have been performed to keep Doug Kingsmore Stadium among the best in the country.

Kingsmore played for the Tigers for three seasons (1952-54). An All-ACC and All-District III outfielder in 1954, he became the first Tiger in history to hit 10 home runs in a season. He did that in 1954 while playing just 24 games. He led the ACC in home runs and runs (25) that year, and he led the Tigers in batting average (.371), slugging percentage (.742) and RBIs (27).

Kingsmore played three years of professional baseball in the Baltimore Oriole organization before beginning a successful business career. He served three terms on the Clemson University Board of Trustees and became Trustee Emeritus when his elected term expired in 2002.

Clemson was No. 9 in the country in average attendance (4,379) in 2014. It marked the Tigers' 21st straight top-20 finish and 13th season in a row in the top 10 in the nation. Thanks in large part to that fan support, CollegeBaseballDaily.com rated Doug Kingsmore Stadium as the No. 7 stadium in the nation in 2013.

This outstanding fan support from the Clemson community and the Upstate of South Carolina has contributed to the Tigers' outstanding home-field record. Clemson has played at Doug Kingsmore Stadium for 45 years and has a winning percentage of over 79 percent. That includes a 362-107 record (.772) in ACC regular-season contests.

The Tigers have had a winning record in all 45 seasons at Doug Kingsmore Stadium. Clemson is 589-167 (.779) at Doug Kingsmore Stadium during Jack Leggett's 21 years as head coach of the Tigers.

Nine times during the 1994 season, an opposing top-20 team tasted defeat at Doug Kingsmore Stadium, and four times a team ranked in the top three lost to the Tigers. Seven wins against top-20 teams, including three victories over a top-10 Florida State squad, were recorded at home in the 1996 season.

In 2000, the Tigers had an 8-3 record against top-25 foes at Doug Kingsmore Stadium. After Clemson won

three games against No. 2 Florida State, Head Coach Mike Martin opined on how tough it is to play at Doug Kingsmore Stadium.

"If you had told me in 1992 that we were going to go to a place where we'd be 2-13 over the next eight years, I would have gone to the administration and suggested we join another conference," Martin told the Tallahassee Democrat. "Clemson is a very tough place to play...the toughest place to play of any place I've ever competed in all my years of college baseball. The good news is it's 727 days before we have to go back to Clemson."

Martin echoed those sentiments 12 years later after his top-ranked Seminoles salvaged the series with their only win in the series in the finale at Doug Kingsmore Stadium in 2012.

"That was one of the biggest wins of the year for us. I don't care what anyone says...this is the toughest place that I have had to play a baseball game in all of my years of coaching."

Doug Kingsmore Stadium has seen steady improvement since its first season in 1970 and is now one of the top facilities in the country. Evidence of its high rating among facilities across the nation has been demonstrated in recent years, when Doug Kingsmore Stadium was named as a site for a regional and/or a super regional in 1994, 1995, 1996, 1998, 2000, 2001, 2002, 2005, 2006, 2009, 2010 and 2011.

The renovations began during the summer of 2002, which has kept Clemson's ballpark among the country's best. The stadium has a brick façade that surrounds every entrance. A green roof that covers much more of the stands and a press box that is twice as large adds to the comfort of fans attending the game and the media covering it. The press box, which is accessible by elevator,

includes four large booths for broadcasting and a separate media center that accommodates 18 writers.

There is also a patio area outside the press box that is above the existing stands along the first and third-base lines. The area is used for receptions and other events.

Two ticket booths, concession stands with an adjoining picnic area and enlarged restrooms make the facility easily accessible and fan-friendly. A grand stairway leading from the McFadden Building parking lot to the stadium's main entrance is an added feature from a convenience and aesthetic aspect.

The players also realize improvements, as four batting cages were constructed beyond the right-field fence. The dugouts were almost doubled in length and width.

Prior to the 2005 season, PawVision, the videoboard that was used in the football stadium, was moved to Doug Kingsmore Stadium. Prior to the 2008 season, new lights were installed, then a practice facility with field turf was built behind the batting cages in 2009. Additional chairback seats were also added behind the right-field fence.


Prior to the 2010 season, the Thomas F. Chapman Grandstands were constructed behind the left-field fence, adding 1,000 seats. Chapman, who was a two-time All-ACC pitcher at Clemson (1963-65), gave \$2 million to the University, \$1 million of which went to the grandstands.

Before the 2013 season, chairback seats were added in the main grandstand, replacing the bleacher seats. The videoboard was upgraded as well. After the 2013 season, the playing surfaced was re-leveled and an upgraded drainage system was installed. Home plate was also moved out 10 feet, creating more space behind home plate and shorter distances to the outfield fence.



THE TIGERS WERE NINTH IN THE NATION IN AVERAGE HOME ATTENDANCE (4,379) IN THE 2014 SEASON.

# DOUG KINGSMORE STADIUM



In 2015, the stadium continued with upgrades, including a new three-story building behind the first-base dugout. It will house a state-of-the-art clubhouse, coaches offices and a player lounge among other amenities. Premium seating was also added behind home plate.

Doug Kingsmore Stadium is equipped with a "Super-Sopper," which cuts down on rainouts. Clemson is one of a few schools in the nation with this machine that removes water from the field.

The stadium is located in the middle of Clemson's athletic facilities. It is across the street from Littlejohn Coliseum, home of Tiger basketball, and Memorial Stadium, home of Clemson football. It is located directly behind Jervey Athletic Center, home of the baseball offices.

Doug Kingsmore Stadium has over 4,400 permanent seats, but is capable of holding 6,016 fans thanks to a hill area down the left-field line that is popular with the Clemson student-body. The stadium attendance record was set on March 7, 2004 when 6,480 fans saw No. 5 South Carolina defeat the Tigers 8-7 in 10 innings.


The park also features a terrace in the outfield adjacent to the fence, similar to the old Crosley Field in Cincinnati, Ohio, which ironically was torn down the

year Doug Kingsmore Stadium was built. The late Bill Wilhelm, Clemson's longtime coach who was the skipper

when the field was built, liked the look and practicality of a field with grass all the way around the outfield instead of gravel or dirt.

Former MLB catcher Jason Varitek, who played at Georgia Tech in the 1990s, said Doug Kingsmore Stadium was his favorite venue to play at. "They had rowdy fans.

And the fans are right on the action. They were closer to the on-deck circle than we were."



A NEW BASEBALL PLAYER FACILITY AND A FIELD-LEVEL SEATING AREA DIRECTLY BEHIND HOME PLATE WILL BE COMPLETED IN 2015.

## RECORD VS. OPPONENTS AT DOUG KINGSMORE STADIUM

Opponent <sup>(First-Last Game)</sup>	W-L	Win %	Erskine <sup>(1977-84)</sup>	4-0	1.000	Miami (Ohio) <sup>(2010)</sup>	1-0	1.000	South Alabama <sup>(1987-02)</sup>	4-3	.571
Alabama <sup>(1983-10)</sup>	5-4	.556	Florida Atlantic <sup>(1998)</sup>	1-1	.500	Michigan State <sup>(2009)</sup>	1-0	1.000	<b>South Carolina<sup>(1970-14)</sup></b>	<b>49-27</b>	<b>.645</b>
Alabama-Birmingham <sup>(2012)</sup>	2-1	.667	Florida Gulf Coast <sup>(2010)</sup>	3-1	.750	Middle Tennessee <sup>(2000)</sup>	2-0	1.000	South Carolina-Aiken <sup>(1985)</sup>	1-0	1.000
Appalachian State <sup>(1973-14)</sup>	17-2	.895	Florida International <sup>(1985)</sup>	1-1	.500	Mississippi State <sup>(2000-06)</sup>	3-0	1.000	South Carolina-Upstate <sup>(2009-13)</sup>	3-0	1.000
Arkansas <sup>(2002)</sup>	2-1	.667	Florida State <sup>(1971-14)</sup>	29-17	.630	Morehead State <sup>(1997-13)</sup>	5-0	1.000	South Florida <sup>(1996)</sup>	1-2	.333
Auburn <sup>(1987-04)</sup>	10-5	.667	Francis Marion <sup>(1976-86)</sup>	4-1	.800	Navy <sup>(1995)</sup>	1-0	1.000	Southern California <sup>(1998)</sup>	0-1	.000
Augusta <sup>(1984-91)</sup>	2-0	1.000	<b>Furman<sup>(1983-14)</sup></b>	<b>29-5</b>	<b>.853</b>	Nevada-Las Vegas <sup>(2000-14)</sup>	3-1	.750	Stetson <sup>(1998)</sup>	3-0	1.000
Ball State <sup>(1984)</sup>	1-2	.333	<b>Gardner-Webb<sup>(1975-13)</sup></b>	<b>8-0</b>	<b>1.000</b>	New Hampshire <sup>(1994)</sup>	1-0	1.000	Tampa <sup>(1992)</sup>	3-0	1.000
Belmont Abbey <sup>(1970-71)</sup>	3-0	1.000	George Mason <sup>(1995-07)</sup>	8-1	.889	New York Tech <sup>(2001)</sup>	3-0	1.000	Tennessee <sup>(1981-97)</sup>	12-2	.857
Boston College <sup>(2007-14)</sup>	10-5	.667	George Washington <sup>(1970)</sup>	1-0	1.000	Newberry <sup>(1977)</sup>	0-1	.000	Tennessee Tech <sup>(2003-12)</sup>	5-0	1.000
California <sup>(1997)</sup>	1-2	.333	<b>Georgia<sup>(1970-14)</sup></b>	<b>35-14</b>	<b>.714</b>	<b>North Carolina<sup>(1970-12)</sup></b>	<b>37-17</b>	<b>.685</b>	Toledo <sup>(1976-77)</sup>	5-3	.625
California-Irvine <sup>(2005)</sup>	3-0	1.000	<b>Georgia Southern<sup>(1971-13)</sup></b>	<b>28-11</b>	<b>.718</b>	North Carolina A&T <sup>(2005)</sup>	1-0	1.000	Valdosta State <sup>(1987)</sup>	2-0	1.000
Campbell <sup>(1982-90)</sup>	3-1	.750	Georgia Tech <sup>(1970-13)</sup>	37-17	.685	North Carolina State <sup>(1970-14)</sup>	44-18	.710	Vanderbilt <sup>(1986)</sup>	1-1	.500
Central Florida <sup>(2004)</sup>	1-2	.333	High Point <sup>(1976-14)</sup>	9-0	1.000	North Carolina-Asheville <sup>(1998-09)</sup>	4-0	1.000	Vermont <sup>(1970)</sup>	1-0	1.000
Central Michigan <sup>(1973)</sup>	0-1	.000	Holy Cross <sup>(2012)</sup>	1-0	1.000	North Carolina-Greensboro <sup>(2008)</sup>	2-0	1.000	Virginia <sup>(1970-13)</sup>	41-13	.759
<b>Charleston Southern<sup>(1976-13)</sup></b>	<b>14-0</b>	<b>1.000</b>	Howard <sup>(1978-82)</sup>	10-0	1.000	North Carolina-Wilmington <sup>(1976-09)</sup>	21-3	.875	Virginia Tech <sup>(1980-14)</sup>	18-2	.900
<b>Charleston, College of<sup>(2001-12)</sup></b>	<b>12-1</b>	<b>.923</b>	Illinois <sup>(1986-00)</sup>	3-0	1.000	<b>Notre Dame<sup>(1994)</sup></b>	<b>0-1</b>	<b>.000</b>	<b>Wake Forest<sup>(1970-13)</sup></b>	<b>52-8</b>	<b>.867</b>
Charlotte <sup>(1985-09)</sup>	8-2	.800	Jacksonville <sup>(1995)</sup>	1-0	1.000	Ohio <sup>(1970-01)</sup>	14-7	.667	<b>West Virginia<sup>(1972-96)</sup></b>	<b>6-0</b>	<b>1.000</b>
Cincinnati <sup>(2011)</sup>	1-0	1.000	James Madison <sup>(1976-14)</sup>	17-0	1.000	Ohio State <sup>(1980-88)</sup>	9-3	.750	<b>Western Carolina<sup>(1974-14)</sup></b>	<b>40-5</b>	<b>.889</b>
Citadel, The <sup>(1982-04)</sup>	13-2	.867	Kansas <sup>(2006)</sup>	2-1	.667	Oklahoma State <sup>(2009)</sup>	2-1	.667	Western Michigan <sup>(1973)</sup>	1-1	.500
Coastal Carolina <sup>(1988-14)</sup>	31-6	.838	Kansas State <sup>(1999)</sup>	3-0	1.000	Old Dominion <sup>(1983-03)</sup>	27-5	.844	Wichita State <sup>(1981)</sup>	0-1	.000
Columbus <sup>(1991)</sup>	2-0	1.000	Kentucky <sup>(1985-97)</sup>	4-1	.800	Oral Roberts <sup>(2005-06)</sup>	3-0	1.000	William & Mary <sup>(2000-13)</sup>	5-1	.833
Connecticut <sup>(2011)</sup>	0-2	.000	Lewis <sup>(1977-78)</sup>	6-0	1.000	Pacific <sup>(2007)</sup>	3-0	1.000	<b>Winthrop<sup>(1981-14)</sup></b>	<b>15-4</b>	<b>.789</b>
Davidson <sup>(1986-11)</sup>	3-0	1.000	Liberty <sup>(1988-14)</sup>	2-3	.400	<b>Presbyterian College<sup>(2009-14)</sup></b>	<b>5-1</b>	<b>.833</b>	<b>Wofford<sup>(1999-13)</sup></b>	<b>10-0</b>	<b>1.000</b>
Dayton <sup>(2010)</sup>	1-0	1.000	<b>Louisville<sup>(1970-72)</sup></b>	<b>6-0</b>	<b>1.000</b>	Purdue <sup>(2002)</sup>	3-0	1.000	Wright State <sup>(2010-13)</sup>	6-0	1.000
<b>Duke<sup>(1970-13)</sup></b>	<b>47-7</b>	<b>.870</b>	<b>Maine<sup>(1996-14)</sup></b>	<b>18-1</b>	<b>.947</b>	Richmond <sup>(2001)</sup>	2-1	.667	<b>Totals</b>	<b>1092-285</b>	<b>.793</b>
East Carolina <sup>(1979-02)</sup>	9-2	.818	Maryland <sup>(1970-13)</sup>	57-4	.934	Rider <sup>(1970)</sup>	2-0	1.000	Note: <b>Bold</b> denotes 2015 opponent scheduled to play at Doug Kingsmore Stadium.		
East Tennessee State <sup>(1971-11)</sup>	16-4	.800	Marshall <sup>(1975-90)</sup>	15-1	.938	Sacred Heart <sup>(2011)</sup>	1-0	1.000			
Eastern Kentucky <sup>(1992)</sup>	2-0	1.000	Memphis <sup>(2007)</sup>	2-1	.667	Saint John's <sup>(1975)</sup>	1-0	1.000			
Eastern Michigan <sup>(2011-14)</sup>	4-2	.667	Mercer <sup>(1974-08)</sup>	9-1	.900	Seton Hall <sup>(1989-01)</sup>	5-0	1.000			
Elon <sup>(2000-12)</sup>	13-6	.684	Miami (Fla.) <sup>(1989-14)</sup>	11-10	.524	Siena <sup>(1996)</sup>	2-0	1.000			

# DOUG KINGSMORE STADIUM

## 2014 ATTENDANCE LEADERS

Rk	School	Dates	Total	Avg.
1.	Louisiana State	39	424,321	10,880
2.	Arkansas	31	255,274	8235
3.	Mississippi State	31	251,965	8128
4.	Mississippi	34	271,920	7998
5.	South Carolina	41	305,564	7453
6.	Texas	33	177,615	5382
7.	Florida State	34	170,651	5019
8.	Texas A&M	35	154,217	4406
9.	<b>Clemson</b>	<b>33</b>	<b>144,500</b>	<b>4379</b>
10.	Louisiana-Lafayette	38	145,589	3831



# DOUG KINGSMORE STADIUM



## YEAR-BY-YEAR RECORDS

Year	ACC	Win %	Overall	Win %
1970	10-0	1.000	20-1	.952
1971	6-1	.857	17-6	.739
1972	4-1	.800	12-3	.800
1973	3-1	.750	8-7	.533
1974	6-1	.857	13-3	.813
1975	7-1	.875	18-2	.900
1976	7-0	1.000	15-4	.789
1977	6-2	.750	23-4	.852
1978	6-0	1.000	24-2	.923
1979	5-0	1.000	17-2	.895
1980	7-2	.778	25-6	.806
1981	7-0	1.000	17-9	.654
1982	7-1	.875	21-7	.750
1983	4-1	.800	16-5	.762
1984	6-2	.750	21-10	.677
1985	5-0	1.000	16-9	.640
1986	6-2	.750	23-7	.767
1987	8-2	.800	30-6	.833
1988	11-0	1.000	30-2	.938
1989	7-1	.875	27-5	.844
1990	8-2	.800	26-5	.839
1991	10-1	.909	31-1	.969
1992	10-2	.833	27-4	.871
1993	4-6	.400	23-8	.742
1994	11-1	.917	28-5	.848
1995	11-1	.917	33-1	.971
1996	9-3	.750	34-8	.810
1997	9-2	.818	28-5	.848
1998	9-2	.818	33-6	.846
1999	9-3	.750	25-7	.781
2000	10-2	.833	37-5	.881
2001	10-2	.833	27-8	.771
2002	7-5	.583	36-9	.800
2003	9-3	.750	27-6	.818
2004	10-2	.833	23-9	.719
2005	11-4	.733	25-7	.781
2006	15-0	1.000	36-5	.878
2007	9-6	.600	25-11	.694
2008	6-9	.400	18-13	.581
2009	11-4	.733	31-9	.775
2010	12-3	.800	29-9	.763
2011	9-6	.600	28-9	.757
2012	8-7	.533	21-14	.600
2013	10-5	.667	26-9	.743
2014	7-8	.467	22-12	.647
<b>Totals</b>	<b>362-107</b>	<b>.772</b>	<b>1092-285</b>	<b>.793</b>

## CLEMSON VS. ACC AT DOUG KINGSMORE STADIUM

Team	W-L	Win %
Boston College	10-5	.667
Duke	46-7	.868
Florida State	23-13	.638
Georgia Tech	31-15	.674
Maryland	57-4	.934
Miami (Fla.)	8-7	.533
North Carolina	37-17	.685
NC State	43-18	.705
South Carolina	2-0	1.000
Virginia	44-13	.772
Virginia Tech	12-0	1.000
Wake Forest	49-8	.860
<b>Totals</b>	<b>362-107</b>	<b>.782</b>

Note: Only includes regular-season games and record against opponents as members of the ACC.

## SINGLE-SEASON ATTENDANCE BESTS

Rk	Year	Dates	Total	Avg.
1.	2007	34	163,537	4810
2.	2013	31	147,296	4751
3.	2006	39	184,946	4742
4.	2009	36	170,156	4727
5.	2010	35	164,285	4694

# OMAHA CHALLENGE



In the fall of 1998, Head Coach **Jack Leggett** conceived a first-of-its-kind offseason competition to test his players and build team unity. With Clemson's College World Series tradition, he coined the competition the "Omaha Challenge."

Sixteen years later, it is an often-imitated event throughout the country. What once was a set of drills limited to the weightroom has turned into a challenging yet fun compilation of events ranging all over Clemson's picturesque campus.

The team-building and camaraderie the Omaha Challenge instills in every Tiger player is evident after watching the teams excitedly and passionately endure the following 11 competitions. The competitions were:

- **Tug of War** - Jervey Weightroom
- **3x200 Relay** - Indoor Track
- **3x400 Relay** - Indoor Track
- **3x600 Relay** - Indoor Track
- **Cone Shuttle Run** - Indoor Track
- **Freestyle Swim Relay** - McHugh Natatorium
- **Medley Swim Relay** - McHugh Natatorium
- **Rope Race** - Memorial Stadium
- **Omaha Regatta** - Lake Hartwell
- **Football Toss Relay** - Indoor Football Facility
- **Obstacle Course** - Indoor Football Facility

**Dennis Love**, former director of Olympic sports strength & conditioning, directed the events. First-place

teams for each event received 100 points, second place 75, third place 50 and fourth place 25. There were four teams with one captain per team. Those captains had a draft to choose players.

Team Blue (pictured above), captained by **Tyler Slaton**, came out on top. Entering the final event Friday (obstacle Course), Team Blue was tied with Team White (captained by **Steven Duggar**). Members of Team Blue were **K.J. Bryant, Jackson Campana, Jack Huggins, Brody Koerner, Tyler Krieger, Garrett Lovorn, Chase Pinder, Kevin Pohle, Slaton** and **Hunter Van Horn**.

The Obstacle Course was the most grueling of the 11 events, testing players stamina and strength across the 100-yard football practice facility field.



# CAREER MAJOR LEAGUE TIGER STATS

## BATTING

Player	Last Team	Years (Seasons)	G	AB	R	H	2B	3B	HR	RBI	BA
<b>Jeff Baker</b>	<b>Marlins</b>	<b>2005-14 (10)</b>	<b>707</b>	<b>1721</b>	<b>233</b>	<b>459</b>	<b>105</b>	<b>15</b>	<b>51</b>	<b>227</b>	<b>.267</b>
Brian Barnes	Dodgers	1990-94 (5)	116	107	3	15	0	0	0	4	.140
Kris Benson	Orioles	1999,00,02-06 (7)	191	316	23	41	7	0	1	22	.130
Jerry Brooks	Marlins	1993,96 (2)	17	14	4	4	1	1	1	4	.286
Ty Cline	Reds	1960-71 (12)	892	1834	251	437	53	25	6	125	.238
Cad Coles	Packers	1914 (1)	78	194	17	49	7	3	1	25	.253
<b>Tyler Colvin</b>	<b>Giants</b>	<b>2009-14 (6)</b>	<b>441</b>	<b>1215</b>	<b>164</b>	<b>290</b>	<b>63</b>	<b>21</b>	<b>49</b>	<b>178</b>	<b>.239</b>
John Curtis	Angels	1970-84 (15)	445	359	29	63	4	3	0	16	.175
Mark Davidson	Astros	1986-91 (6)	413	661	88	149	27	3	6	57	.225
Rusty Gerhardt	Padres	1974 (1)	23	6	0	1	0	0	0	0	.167
Khalil Greene	Cardinals	2003-09 (7)	736	2567	322	628	157	14	90	352	.245
Bert Heffernan	Mariners	1992 (1)	8	11	0	1	1	0	0	1	.091
Mike Holtz	Red Sox	1996-02,06 (8)	174	3	0	0	0	0	0	0	.000
Jimmy Key	Orioles	1984-98 (15)	437	2	0	0	0	0	0	0	.000
Billy Koch	Marlins	1999-04 (6)	65	2	0	0	0	0	0	0	.000
Brian Kowitz	Braves	1995 (1)	10	24	3	4	1	0	0	3	.167
Joe Landrum	Dodgers	1950,52 (2)	16	8	0	1	0	0	0	1	.125
Matthew LeCroy	Twins	2000-07 (8)	476	1388	146	361	68	1	60	218	.260
John McMakin	Dodgers	1902 (1)	4	11	3	2	0	0	0	0	.182
Norm McMillan	Cubs	1922-24,28,29 (5)	413	1356	157	353	74	16	6	147	.260
Billy McMillon	Athletics	1996,97,00,01,03,04 (6)	269	601	66	149	35	3	16	93	.248
<b>Brad Miller</b>	<b>Mariners</b>	<b>2013,14 (2)</b>	<b>199</b>	<b>673</b>	<b>88</b>	<b>162</b>	<b>26</b>	<b>10</b>	<b>18</b>	<b>72</b>	<b>.241</b>
Shane Monahan	Mariners	1998,99 (2)	78	226	20	53	8	1	4	28	.235
Billy O'Dell	Pirates	1954,56-67 (13)	530	528	43	66	6	0	2	19	.125
<b>Kyle Parker</b>	<b>Rockies</b>	<b>2014 (1)</b>	<b>18</b>	<b>26</b>	<b>1</b>	<b>5</b>	<b>1</b>	<b>0</b>	<b>0</b>	<b>1</b>	<b>.192</b>
<b>Ben Paulsen</b>	<b>Rockies</b>	<b>2014 (1)</b>	<b>31</b>	<b>63</b>	<b>8</b>	<b>20</b>	<b>4</b>	<b>0</b>	<b>4</b>	<b>10</b>	<b>.317</b>
Flint Rhem	Cardinals	1924-28,30-36 (12)	294	610	43	88	11	0	3	48	.144
Bill Schroeder	Angels	1983-90 (8)	376	1262	153	303	49	1	61	152	.240
Kurt Seibert	Cubs	1979 (1)	7	2	2	0	0	0	0	0	.000
Danny Sheaffer	Cardinals	1987,89,93-97 (7)	389	946	87	219	38	5	13	110	.232
Vet Sitton	Indians	1909 (1)	14	13	0	2	1	0	0	0	.154
Bill Spiers	Astros	1989-01 (13)	1252	3408	477	922	158	35	37	388	.271
Tim Teufel	Padres	1983-93 (11)	1073	3112	415	789	185	12	86	379	.254
Denny Walling	Astros	1975-92 (18)	1271	2945	372	799	142	30	49	380	.271
Keith Williams	Giants	1996 (1)	9	20	0	5	0	0	0	0	.250
Scott Winchester	Reds	1997,98,00,01 (4)	35	26	0	3	0	0	0	1	.115

Note: **Bold** denotes 2014 major leaguer.

## PITCHING

Player	Last Team	Years (Seasons)	W-L	Win %	App.	GS	IP	H	BB	SO	ERA
Brian Barnes	Dodgers	1990-94 (5)	14-22	.389	116	56	406.1	364	204	275	3.94
Kris Benson	Diamondbacks	1999,00,02-06,09,10 (9)	70-75	.483	206	200	1243.2	1292	441	806	4.42
Jason Berken	Cubs	2009-12 (4)	10-20	.333	110	28	248.2	320	91	163	5.36
Mike Brown	Mariners	1982-87 (6)	12-20	.375	61	42	253.2	324	102	115	5.75
John Curtis	Angels	1970-84 (15)	89-97	.478	438	199	1641.0	1695	669	825	3.96
Chris Dwyer	Royals	2013 (1)	0-0	----	2	0	3.0	2	1	2	0.00
Rusty Gerhardt	Padres	1974 (1)	2-1	.667	23	1	35.2	44	17	22	7.07
Mike Holtz	Red Sox	1996-02,06 (8)	16-19	.457	353	0	240.0	245	131	223	4.76
Steven Jackson	Pirates	2009,10 (2)	2-4	.333	51	0	54.1	55	28	28	4.31
Jimmy Key	Orioles	1984-98 (15)	186-117	.614	470	389	2591.2	2518	668	1538	3.51
Billy Koch	Marlins	1999-04 (6)	29-25	.537	379	0	407.1	379	191	357	3.89
Joe Landrum	Dodgers	1950,52 (2)	1-3	.250	16	5	44.2	58	11	22	5.64
<b>Dominic Leone</b>	<b>Mariners</b>	<b>2014 (1)</b>	<b>8-2</b>	<b>.800</b>	<b>57</b>	<b>0</b>	<b>66.1</b>	<b>52</b>	<b>25</b>	<b>70</b>	<b>2.17</b>
John McMakin	Dodgers	1902 (1)	2-2	.500	4	4	32.0	34	11	6	3.09
Mike Milchin	Orioles	1996 (1)	3-1	.750	39	0	32.2	44	17	29	7.44
D.J. Mitchell	Yankees	2012 (1)	0-0	----	4	0	4.2	7	3	2	3.86
Daniel Moskos	Pirates	2011 (1)	1-1	.500	31	0	24.1	29	9	11	2.96
Ron Musselman	Blue Jays	1982,84,85 (3)	4-2	.667	48	4	89.1	95	40	47	3.73
Billy O'Dell	Pirates	1954,56-67 (13)	105-100	.512	479	199	1817.0	1697	556	1133	3.29
John Pawlowski	White Sox	1987,88 (2)	1-0	1.000	8	0	17.2	27	6	12	7.64
Chuck Porter	Brewers	1981-85 (5)	13-13	.500	54	34	237.0	278	54	136	4.14
Flint Rhem	Cardinals	1924-28,30-36 (12)	105-97	.520	294	229	1725.1	1958	529	534	4.20
<b>Tony Sipp</b>	<b>Astros</b>	<b>2009-14 (6)</b>	<b>18-12</b>	<b>.600</b>	<b>360</b>	<b>0</b>	<b>308.2</b>	<b>230</b>	<b>150</b>	<b>330</b>	<b>3.76</b>
Vet Sitton	Indians	1909 (1)	3-2	.600	14	5	50.0	50	16	16	2.88
Brian Snyder	Athletics	1985,89 (2)	1-2	.333	17	6	36.0	46	21	24	6.75
Harold Stowe	Yankees	1960 (1)	0-0	----	1	0	1.0	0	1	0	9.00
Ken Vining	White Sox	2001 (1)	0-0	----	8	0	6.2	15	7	3	17.55
Matt White	Nationals	2003,05 (2)	0-2	.000	7	1	9.2	17	8	3	16.76
Scott Winchester	Reds	1997,98,00,01 (4)	3-8	.273	38	17	116.1	149	35	55	5.42

Note: **Bold** denotes 2014 major leaguer.

## MAJOR LEAGUE BESTS

### SEASONS

Rk	Player	Years	Seasons
1.	Denny Walling	1975-92	18
2.	John Curtis	1970-84	15
	Jimmy Key	1984-98	15
4.	Billy O'Dell	1954,56-67	13
	Bill Spiers	1989-01	13

### CAREER HITS

Rk	Player	Years (Seasons)	Hits
1.	Bill Spiers	1989-01 (13)	922
2.	Denny Walling	1975-92 (18)	799
3.	Tim Teufel	1983-93 (11)	789
4.	Khalil Greene	2003-09 (7)	628
5.	Jeff Baker	2005-14 (10)	459

### CAREER WINS

Rk	Player	Years (Seasons)	Wins
1.	Jimmy Key	1984-98 (15)	186
2.	Flint Rhem	1924-28,30-36 (12)	105
	Billy O'Dell	1954,56-67 (13)	105
4.	John Curtis	1970-84 (15)	89
5.	Kris Benson	1999,00,02-06,09,10 (9)	70

### LED LEAGUE IN STATISTICAL CATEGORY

Year	Player	Team (League)	Cat.	Stat
1926	Flint Rhem	Cardinals (NL)	Wins	20
1958	Billy O'Dell	Orioles (AL)	K/BB	2.69
	Billy O'Dell	Orioles (AL)	HR/9 IP	0.53
1987	Jimmy Key	Blue Jays (AL)	ERA	2.76
	Jimmy Key	Blue Jays (AL)	Opp. BA	.221
	Jimmy Key	Blue Jays (AL)	Opp. OB %	.273
1993	Jimmy Key	Yankees (AL)	Win %	.750
1994	Jimmy Key	Yankees (AL)	Wins	17

### ALL-STAR GAME SELECTIONS


Year	Player	Pos.	Team (League)
1958	Billy O'Dell	LHP	Orioles (AL)
1959	Billy O'Dell	LHP	Orioles (AL)
1985	Jimmy Key	LHP	Blue Jays (AL)
1991	Jimmy Key	LHP	Blue Jays (AL)
1993	Jimmy Key	LHP	Yankees (AL)
1994	Jimmy Key	LHP	Yankees (AL)

### WORLD SERIES PARTICIPANTS

Year	Player	Pos.	Team (League)
1922	Norm McMillan	3B	Yankees (AL)
1926	* Flint Rhem	RHP	Cardinals (NL)
1928	Flint Rhem	RHP	Cardinals (NL)
1929	Norm McMillan	3B	Cubs (NL)
1930	Flint Rhem	RHP	Cardinals (NL)
1931	* Flint Rhem	RHP	Cardinals (NL)
1962	Billy O'Dell	LHP	Giants (NL)
1970	Ty Cline	OF	Reds (NL)
1986	* Tim Teufel	2B	Mets (NL)
1987	* Mark Davidson	OF	Twins (AL)
1992	* Jimmy Key	LHP	Blue Jays (AL)
1996	* Jimmy Key	LHP	Yankees (AL)
2007	Jeff Baker	OF/INF	Rockies (NL)

\* - World Series champion

JEFF BAKER PLAYED  
IN THE 2007 WORLD  
SERIES WITH THE  
COLORADO ROCKIES.



# 2014 MAJOR LEAGUE TIGERS



## JEFF BAKER Miami Marlins

Jeff Baker, who shares the Tiger career record for homers (59), made his major league debut in 2005 with the Rockies. In 2014, he played for the Miami Marlins, his sixth major league team.

He finished his Tiger career with a .334 batting average, 226 RBIs and a .626 slugging percentage. His 59 career homers tied for fourth-most in ACC history, and his RBI total is second-most in Clemson history.

Baker was the starting shortstop for the Tigers' College World Series team in 2000 as a freshman, as he had a .313 batting average along with a team-high 11 homers and 64 RBIs. He was a freshman All-American by Collegiate Baseball. Baker was then named first-team All-American by Baseball America and Collegiate Baseball in 2001. His sophomore year also saw Baker earn First-Team All-ACC honors after leading the conference in homers (23) and RBIs (75).

As a junior on Clemson's 2002 College World Series team, Baker was named a first-team All-American by Baseball America and NCBWA. He hit .325 with 25 homers and 87 RBIs. His 25 long balls tied for second in the ACC, tied for the fifth-best mark in ACC history and tied for the second-best mark in Clemson history. Baker was one of five finalists for the Golden Spikes Award and was a semifinalist for both the Dick Howser Trophy and Rotary Smith Award.

Baker made his major league debut on April 4, 2005 an impressive one, as he went 2-for-5 with a homer, double and two RBIs. He played 12 games for Colorado in 2005 and had a .211 batting average.

In 2006, he moved to right field and played 18 games. In 57 at-bats, he hit .368 with seven doubles, two triples, five homers and 21 RBIs.

The 2007 season saw Baker play 85 games. He hit .222 with four homers and 12 RBIs for the National League Champions. Baker also delivered the game-winning, pinch-hit, RBI single to give the Rockies a 2-1 series-clinching win over the Phillies in the National League Division Series.

In 2008, he hit .268 with 55 runs, 22 doubles, 12 homers and 48 RBIs in 104 games. In 2009, he played his first 12 games with the Rockies before he was acquired by the Cubs. Overall, he batted .288 with four homers and 24 RBIs in 81 games in 2009. In 2010, Baker batted .272 with four homers, 13 doubles and 21 RBIs in 79 games. The 2011 season saw him hit .269 with three homers and 23 RBIs in 81 games.

During the 2012 campaign, Baker was traded to the Detroit Tigers, then he was traded to the Atlanta Braves late in the season. Baker had a productive 2013 season with the Texas Rangers, hitting .279 with eight doubles and 11 homers in only 154 at-bats.

In 2014, Baker played 90 games with the Miami Marlins, batting .264 with 10 doubles, four triples, three homers and 28 RBIs.

In 10 major league seasons, Baker has played 707 games, totaling 105 doubles, 15 triples, 51 homers and 227 RBIs along with a .267 batting average.

### BAKER'S MAJOR LEAGUE STATS

Year	AVG	G	AB	R	H	2B	3B	HR	RBI	OB%	SB
2005	.211	12	38	6	8	4	0	1	4	.302	0-0
2006	.368	18	57	13	21	7	2	5	21	.379	2-2
2007	.222	85	144	17	32	2	2	4	12	.296	0-0
2008	.268	104	299	55	80	22	1	12	48	.322	4-4
2009	.288	81	226	27	65	15	2	4	24	.343	1-1
2010	.272	79	206	29	56	13	2	4	21	.326	1-1
2011	.269	81	201	20	54	12	1	3	23	.302	0-0
2012	.239	83	188	18	45	12	1	4	25	.279	4-5
2013	.279	74	154	21	43	8	0	11	21	.360	1-1
2014	.264	90	208	27	55	10	4	3	28	.307	1-1
<b>Totals</b>	<b>.267</b>	<b>707</b>	<b>1721</b>	<b>233</b>	<b>459</b>	<b>105</b>	<b>15</b>	<b>51</b>	<b>227</b>	<b>.319</b>	<b>14-15</b>



## TYLER COLVIN San Francisco Giants

Tyler Colvin, the No. 13 overall pick of the 2006 draft, made his major league debut with the Cubs on Sept. 21, 2009 and became the second member of the 2006 team to make his major league debut in 2009.

In 2004 as a Tiger, Colvin hit .289 in 52 games (31 starts) and tied a school record with three doubles against Florida State. In 2005, Colvin hit .283 with a team-high 12 stolen

bases in 65 starts. He received the Bob Bradley Award as Clemson's MVP of the South Carolina series.

Colvin had an outstanding 2006 season, leading Clemson to the College World Series. He batted .356 with 13 homers, 70 RBIs and 23 steals in 69 starts. He was a first-team All-American by Baseball America and NCBWA. He was also the ACC Tournament MVP, as he led Clemson to its first ACC title since 1994.

In 2006, Colvin also had a 26-game hitting streak, the fourth-longest streak in school history, and hit the first walkoff grand slam in Clemson history in a thrilling super-regional win over Oral Roberts.

After spending four years (2006-09) in the Cubs' minor-league system, Colvin joined Chicago in Milwaukee and started his first game in 2009. He registered a hit in his first major league at-bat and earned the play-of-the-day on MLB.com in his second game, as he made a catch to rob a home run in the ninth inning. In all, Colvin played six games (five starts) for the Chicago Cubs and hit .176 in 2009.

In the 2010 season, he hit .254 with 20 homers, 18 doubles, five triples, 56 RBIs and 60 runs in 135 games. Late in the season at Florida, he was impaled by a broken bat and missed the final week. He still was among the 2010 National League leaders for homers by a rookie.

His 2011 season saw him hit .150 with eight doubles, three triples, six homers and 20 RBIs in 80 games with the Cubs. After the 2011 season, Colvin was traded to the Colorado Rockies.

With the Rockies in 2012, he emerged as one of the team's best hitters. He batted .290 with 122 hits, 27 doubles, 10 triples, 18 homers, 72 RBIs, 62 runs and seven stolen bases in 136 games.

After another season with Colorado in 2013, he played for the San Francisco Giants in 2014, as he batted .223 with two homers and 18 RBIs in 57 games.

In six major league seasons, Colvin is batting .239 with 290 hits, 63 doubles, 21 triples, 49 homers, 178 RBIs, 164 runs and 14 steals in 441 games.

### COLVIN'S MAJOR LEAGUE STATS

Year	AVG	G	AB	R	H	2B	3B	HR	RBI	OB%	SB
2009	.176	6	17	1	3	0	0	0	2	.250	0-0
2010	.254	135	358	60	91	18	5	20	56	.316	6-7
2011	.150	80	206	17	31	8	3	6	20	.204	0-0
2012	.290	136	420	62	122	27	10	18	72	.327	7-10
2013	.160	27	75	8	12	0	0	3	10	.192	0-0
2014	.223	57	139	16	31	10	3	2	18	.268	1-1
<b>Totals</b>	<b>.239</b>	<b>441</b>	<b>1215</b>	<b>164</b>	<b>290</b>	<b>63</b>	<b>21</b>	<b>49</b>	<b>178</b>	<b>.287</b>	<b>14-18</b>



DOMINIC LEONE HAD A DOMINANT ROOKIE CAMPAIGN WITH THE SEATTLE MARINERS IN 2014. HE WAS 8-2 WITH 70 STRIKEOUTS IN 66.1 INNINGS PITCHED.



## DOMINIC LEONE Seattle Mariners

Dominic Leone had a 16-8 record, 4.63 ERA and .268 opponents' batting average in 208.0 innings pitched over 53 appearances (38 starts) in three seasons (2010-12) at Clemson. The righthander also helped the Tigers reach the

2010 College World Series as a freshman.

After a junior season in 2012 that saw Leone register a 7-4 record in a team-high 84.0 innings pitched as a team co-captain, he was drafted in the 16th round by the Mariners. He played in the minors in 2012 and 2013 before being called up to the majors in 2014.

Leone had one of the best major league rookie seasons by a Tiger in history in 2014 with the Mariners. He had an 8-2 record, a 2.17 ERA and .217 opponents' batting average along with 70 strikeouts against 25 walks in 66.1 innings pitched over 57 appearances.

### LEONE MAJOR LEAGUE STATS

Year	ERA	W-L	G-S	SV	IP	H	R	ER	BB	SO
2014	2.17	8-2	57-0	0	66.1	52	18	16	25	70



# 2014 MAJOR LEAGUE TIGERS



## BRAD MILLER

Seattle Mariners

In 2011, Brad Miller emerged as one of the best hitters in the country in his final season in the Tiger program. In his three-year career at Clemson, the shortstop batted .339 with a .451 on-base percentage in 191 games.

After starting every game as a freshman in 2009, he hit .357 with 19 doubles, four triples, eight homers, 49 RBIs and a .458 on-base percentage as a sophomore in 2010 on Clemson's College World Series team.

Miller had a breakout season as a junior in 2011, when he received the Brooks Wallace Shortstop-of-the-Year Award and was a semifinalist for both the Golden Spikes Award and Dick Howser Trophy. He also earned first-team All-America honors and was named ACC Player-of-the-Year after hitting .395 with a .498 on-base percentage and 21 steals in 56 games.

Miller was drafted in the second round of the 2011 draft by the Seattle Mariners and made his major league debut with the Mariners on June 28, 2013. In 2013, Miller batted .265 with 11 doubles, six triples, eight homers and 36 RBIs in 76 games.

In 2014, Miller batted .221 with 15 doubles, four triples, 10 homers and 36 RBIs in 123 games.

### MILLER'S MAJOR LEAGUE STATS

Year	AVG	G	AB	R	H	2B	3B	HR	RBI	OB%	SB
2013	.265	76	306	41	81	11	6	8	36	.318	5-8
2014	.221	123	367	47	81	15	4	10	36	.288	4-6
Totals	.241	199	746	88	162	26	10	18	72	.302	9-14



## KYLE PARKER

Colorado Rockies

Kyle Parker was one of the best two-sport athletes in Clemson history. He played baseball as a freshman in 2008 in what should have been his senior year of high school. He was a first-team freshman All-American and First-Team All-ACC se-

lection who hit .303 with 14 homers and 50 RBIs.

In 2010, Parker led the Tigers to the College World Series by hitting .344 with 85 runs, 15 doubles, one triple, 20 homers, 64 RBIs and a .478 on-base percentage. He was a first-team All-American and First-Team All-ACC pick who led Clemson to the ACC Atlantic Division title in both football and baseball in the 2009-10 academic year.


In three seasons at Clemson as a first-baseman and outfielder, Parker batted .302 with 34 doubles, one triple, 46 homers, 166 RBIs, 177 runs and 12 steals in 187 games.

As a freshman in the 2009 football season, he was a second-team freshman All-American who led the Tigers to nine wins. He set Clemson freshman records for passing yards (2,526) and passing touchdowns (20). He had a walkoff 26-yard passing touchdown in overtime to give Clemson a 40-37 win at No. 8 Miami (Fla.).

A first-round draft pick (No. 26 overall) by the Colorado Rockies in 2010, Parker played four seasons (2011-14) in the minors before making his major league debut with the Rockies in June 2014. He played 18 games the rest of the season.

### PARKER'S MAJOR LEAGUE STATS

Year	AVG	G	AB	R	H	2B	3B	HR	RBI	OB%	SB
2014	.192	18	26	1	5	1	0	0	1	.192	0-0




IN 31 GAMES DURING HIS ROOKIE SEASON IN THE MAJORS WITH THE COLORADO ROCKIES IN 2014, BEN PAULSEN BATTED .317 WITH FOUR HOMERS, FOUR DOUBLES AND 10 RBIs.

## BEN PAULSEN

Colorado Rockies

Ben Paulsen batted .318 with 45 doubles, five triples, 31 homers and 130 RBIs in 182 games as a Tiger first-baseman from 2007-09.

After hitting .310 with 13 homers and 49 RBIs in 58 games as a sophomore in 2008, he



batted .367 with 56 runs, 18 doubles, four triples, 13 homes and 61 RBIs in 66 games as a junior in 2009. He was also a first-team All-ACC selection by SEBaseball.com.

Paulsen, son of former Clemson Assistant Coach Tom Riginos (2003-10), was drafted in the third round (No. 90 overall pick) by the Colorado Rockies. He played six seasons (2009-14) in the minors before making his major league debut with the Rockies in July 2014.

In 31 games with the Rockies in 2014, Paulsen hit .317 with four doubles, four homers and 10 RBIs, including several highlight-reel long balls off the bench.

### PAULSEN'S MAJOR LEAGUE STATS

Year	AVG	G	AB	R	H	2B	3B	HR	RBI	OB%	SB
2014	.317	31	63	8	20	4	0	4	10	.348	0-0



## TONY SIPP

Houston Astros

Tony Sipp transferred to Clemson from Mississippi Gulf Coast Community College and was a talented two-way player in his one season in a Tiger uniform in 2004. He came on late in the season to hit .280 and amassed a 2-2 record along with

a 4.69 ERA in 22 appearances on the mound for the

Tigers. Sipp also led the Tigers with 20 steals and accumulated 26 walks against only 25 strikeouts in 211 at-bats at the plate.

Following the season, Sipp was drafted in the 45th round by the Indians. After spending almost five seasons in the Indians' minor-league system, he was called up to join Cleveland in April.

In 46 relief appearances, Sipp had a 2-0 record, 2.93 ERA and 48 strikeouts in 40.0 innings pitched in 2009. He also yielded only 27 hits (.194 opponents' batting average).

In 2010, Sipp had a 2-2 record, one save and a 4.14 ERA in 63.0 innings pitched over a team-tying-high 70 appearances, all in relief. He also registered 69 strikeouts and allowed just 48 hits (.218 opponents' batting average).

Sipp continued his outstanding work out of the bullpen in 2011 with the Indians. In 69 relief appearances, he had a 6-3 record and 3.03 ERA while allowing just 45 hits in 62.1 innings pitched.

In 2012, Sipp made 63 relief appearances with the Indians. He had a 1-2 record, one save and a 4.42 ERA while allowing just 47 hits with 51 strikeouts in 55.0 innings pitched. Later that December, Sipp was traded to the Arizona Diamondbacks, where he made 56 relief appearances in 2013.

In 2014 with the Houston Astros, he had another strong season out of the bullpen with a 4-3 record, four saves, a 3.38 ERA, .157 opponents' batting average and 63 strikeouts against 17 walks in 50.2 innings pitched over 56 relief appearances.

In six major league seasons, Sipp has an 18-12 record, six saves and a 3.76 ERA in 308.2 innings pitched over 360 relief appearances. Sipp has also allowed only 230 hits (.207 opponents' batting average) and has totaled 330 strikeouts (9.62 strikeouts per nine innings pitched) in his career.

### SIPP'S MAJOR LEAGUE STATS

Year	ERA	W-L	G-S	SV	IP	H	R	ER	BB	SO
2009	2.92	2-0	46-0	0	40.0	27	16	13	25	48
2010	4.14	2-2	70-0	1	63.0	48	30	29	39	69
2011	3.03	6-3	69-0	0	62.1	45	22	21	24	57
2012	4.42	1-2	63-0	1	55.0	47	29	27	23	51
2013	4.78	3-2	56-0	0	37.2	35	22	20	22	42
2014	3.38	4-3	56-0	4	50.2	28	19	19	17	63
Totals	3.76	18-12	360-0	6	308.2	230	138	129	150	330

# FORMER MAJOR LEAGUE TIGERS



**BRIAN BARNES, LHP**  
Clemson (1986-89)  
Montreal Expos (1990-93)  
Cleveland Indians (1994)  
Los Angeles Dodgers (1994)



**KRIS BENSON, RHP**  
Clemson (1994-96)  
Pittsburgh Pirates (1999,00,02-04)  
New York Mets (2004,05)  
Baltimore Orioles (2006)  
Texas Rangers (2009)  
Arizona Diamondbacks (2010)




**JASON BERKEN, RHP**  
Clemson (2003,04,06)  
Baltimore Orioles (2009-12)  
Chicago Cubs (2012)



**JERRY BROOKS, 3B**  
Clemson (1986-88)  
Los Angeles Dodgers (1993)  
Florida Marlins (1996)



**MIKE BROWN, RHP**  
Clemson (1978-80)  
Boston Red Sox (1982-86)  
Seattle Mariners (1986,87)



**JIMMY KEY PLAYED 15 YEARS (1984-98) IN THE MAJOR LEAGUES, INCLUDING NINE YEARS WITH THE TORONTO BLUE JAYS.**



**TY CLINE, OF**  
Clemson (1959,60)  
Cleveland Indians (1960-62)  
Milwaukee/Atlanta Braves (1963-67)  
Chicago Cubs (1966)  
San Francisco Giants (1967,68)  
Montreal Expos (1969,70)  
Cincinnati Reds (1970,71)



**CAD COLES, OF**  
Clemson (1904)  
Kansas City Packers (1914)



**JOHN CURTIS, LHP**  
Clemson (1968)  
Boston Red Sox (1970-73)  
St. Louis Cardinals (1974-76)  
San Francisco Giants (1977-79)  
San Diego Padres (1980-82)  
California Angels (1982-84)



**MARK DAVIDSON, OF**  
Clemson (1982)  
Minnesota Twins (1986-88)  
Houston Astros (1989-91)



**CHRIS DWYER, LHP**  
Clemson (2009)  
Kansas City Royals (2013)



**KHALIL GREENE PLAYED SEVEN SEASONS (2003-09) IN THE MAJOR LEAGUES, INCLUDING SIX YEARS WITH THE SAN DIEGO PADRES.**



**RUSTY GERHARDT, LHP**  
Clemson (1969-72)  
San Diego Padres (1974)



**KHALIL GREENE, SS**  
Clemson (1999-02)  
San Diego Padres (2003-08)  
St. Louis Cardinals (2009)



**BERT HEFFERNAN, C**  
Clemson (1985-88)  
Seattle Mariners (1992)



**MIKE HOLTZ, LHP**  
Clemson (1991-94)  
Anaheim Angels (1996-01)  
Oakland Athletics (2002)  
San Diego Padres (2002)  
Boston Red Sox (2006)



**STEVEN JACKSON, RHP**  
Clemson (2001-04)  
Pittsburgh Pirates (2009,10)



**JIMMY KEY, LHP**  
Clemson (1980-82)  
Toronto Blue Jays (1984-92)  
New York Yankees (1993-96)  
Baltimore Orioles (1997,98)



**BILLY KOCH, RHP**  
Clemson (1994-96)  
Toronto Blue Jays (1999-01)  
Oakland Athletics (2002)  
Chicago White Sox (2003,04)  
Florida Marlins (2004)



**BRIAN KOWITZ, OF**  
Clemson (1988-90)  
Atlanta Braves (1995)



**JOE LANDRUM, RHP**  
Clemson (1946,47)  
Brooklyn Dodgers (1950,52)



**MATTHEW LECROY, C/1B**  
Clemson (1995-97)  
Minnesota Twins (2000-05,07)  
Washington Nationals (2006)



**JOHN McMAKIN, LHP**  
Clemson (1900,01)  
Brooklyn Dodgers (1902)



**NORM McMILLAN, 3B**  
Clemson (1915-17)  
New York Yankees (1922)  
Boston Red Sox (1923)  
St. Louis Browns (1924)  
Chicago Cubs (1928,29)

# FORMER MAJOR LEAGUE TIGERS



BILLY McMILLON PLAYED SIX MAJOR LEAGUE SEASONS, INCLUDING THREE YEARS WITH THE OAKLAND ATHLETICS.



**BILLY McMILLON, OF**  
Clemson (1991-93)  
Florida Marlins (1996,97)  
Philadelphia Phillies (1997)  
Detroit Tigers (2000,01)  
Oakland Athletics (2001,03,04)



**MIKE MILCHIN, LHP**  
Clemson (1986-89)  
Minnesota Twins (1996)  
Baltimore Orioles (1996)



**D.J. MITCHELL, RHP**  
Clemson (2006-08)  
New York Yankees (2012)



**SHANE MONAHAN, OF**  
Clemson (1993-95)  
Seattle Mariners (1998,99)



**DANIEL MOSKOS, LHP**  
Clemson (2005-07)  
Pittsburgh Pirates (2011)




**RON MUSSELMAN, RHP**  
Clemson (1976,77)  
Seattle Mariners (1982)  
Toronto Blue Jays (1984,85)



**BILLY O'DELL, LHP**  
Clemson (1952-54)  
Baltimore Orioles (1954,56-59)  
San Francisco Giants (1960-64)  
Milwaukee/Atlanta Braves (1965,66)  
Pittsburgh Pirates (1966,67)



**JOHN PAWLOWSKI, RHP**  
Clemson (1983-85)  
Chicago White Sox (1987,88)



**CHUCK PORTER, RHP**  
Clemson (1974-76)  
Milwaukee Brewers (1981-85)



**FLINT RHEM, RHP**  
Clemson (1922-24)  
St. Louis Cardinals (1924-28,30,32,34,36)  
Philadelphia Phillies (1932,33)  
Boston Braves (1934,35)



**BILL SCHROEDER, C**  
Clemson (1977-79)  
Milwaukee Brewers (1983-88)  
California Angels (1989,90)



**KURT SEIBERT, SS**  
Clemson (1974-76)  
Chicago Cubs (1979)



**DANNY SHEAFFER, C/INF/OF**  
Clemson (1980)  
Boston Red Sox (1987)  
Cleveland Indians (1989)  
Colorado Rockies (1993,94)  
St. Louis Cardinals (1995-97)



**VET SITTON, RHP**  
Clemson (1904,05)  
Cleveland Indians (1909)




**BRIAN SYNDER, LHP**  
Clemson (1977-79)  
Seattle Mariners (1985)  
Oakland Athletics (1989)



**BILL SPIERS, INF**  
Clemson (1985-87)  
Milwaukee Brewers (1989-94)  
New York Mets (1995)  
Houston Astros (1996-01)



**HAROLD STOWE, LHP**  
Clemson (1957-59)  
New York Yankees (1960)




**TIM TEUFEL, INF**  
Clemson (1979,80)  
Minnesota Twins (1983-85)  
New York Mets (1986-91)  
San Diego Padres (1991-93)



**KEN VINING, LHP**  
Clemson (1994-96)  
Chicago White Sox (2001)



**DENNY WALLING, 1B/3B**  
Clemson (1975)  
Oakland Athletics (1975,76)  
Houston Astros (1977-88,92)  
St. Louis Cardinals (1988-90)  
Texas Rangers (1991)




**MATT WHITE, LHP**  
Clemson (1996-98)  
Toronto Blue Jays (2003)  
Boston Red Sox (2003)  
Seattle Mariners (2003)  
Washington Nationals (2005)



**KEITH WILLIAMS, OF**  
Clemson (1991-93)  
San Francisco Giants (1996)



**SCOTT WINCHESTER, RHP**  
Clemson (1993-95)  
Cincinnati Reds (1997,98,00,01)



BILL SPIERS PLAYED WITH THREE MAJOR LEAGUE TEAMS FROM 1989-01, INCLUDING SIX SEASONS WITH THE HOUSTON ASTROS.

# PRO SIGNEES

Year	Player, Pos.	Round	Organization
1954	Doug Kingsmore, OF	FA	Baltimore Orioles
	Billy O'Dell, P	FA	Baltimore Orioles
1958	Bud Spiers, SS	FA	Kansas City Athletics
1959	Larry Bagwell, 3B	FA	Washington Senators
	Doug Hoffman, OF	FA	Washington Senators
	<b>Harold Stowe, P</b>	<b>FA</b>	<b>New York Yankees</b>
1960	<b>Ty Cline, OF</b>	<b>FA</b>	<b>Cleveland Indians</b>
1962	Dave Olson, P	FA	New York Yankees
1963	Gene Harbeson, P	FA	San Francisco Giants
	Johnny Jones, OF	FA	Milwaukee Braves
	Elmo Lam, SS	FA	Philadelphia Phillies
1965	Tommy Chapman, P	9	Philadelphia Phillies
	Jack McCall, SS	*12	Baltimore Orioles
	Rusty Adkins, OF	*14	Houston Astros
1966	Charlie Watson, P	*#6	Kansas City Athletics
	Rusty Adkins, SS	*\$7	Detroit Tigers
	Charlie Watson, P	*\$7	Cleveland Indians
	Jack McCall, SS	15	California Angels
	George Sutton, OF	*39	New York Mets
1967	Rusty Adkins, 2B	*\$7	Kansas City Athletics
	Charlie Watson, P	#7	Washington Senators
	Garry Helms, SS	12	Pittsburgh Pirates
	Eddie Barbary, C	FA	Pittsburgh Pirates
	Mike McCall, 3B	FA	Philadelphia Phillies
1968	<b>John Curtis, P</b>	<b>\$1</b>	<b>Boston Red Sox</b>
	Nelson Gibson, P	24	Seattle Pilots
	Bill James, P	FA	Cleveland Indians
1970	Don Russell, 3B	\$1	Houston Astros
1971	Johnny Severs, OF	\$4	New York Mets
1972	Craig White, OF	*6	California Angels
	<b>Rusty Gerhardt, P</b>	<b>12</b>	<b>San Diego Padres</b>
1973	Ken Bagwell, 2B	#3	Chicago White Sox
	Craig White, OF	12	New York Yankees
	Lindsay Graham, P	26	Texas Rangers
1974	Steve Cline, P	6	San Francisco Giants
	Richard Haynes, P	8	Houston Astros
	Lin Hamilton, C	10	San Diego Padres
1975	<b>Denny Walling, OF</b>	<b>\$1</b>	<b>Oakland Athletics</b>
1976	<b>Kurt Seibert, SS</b>	<b>3</b>	<b>Chicago Cubs</b>
	<b>Chuck Porter, P</b>	<b>7</b>	<b>California Angels</b>
	Bob Mahony, P	FA	Baltimore Orioles
1977	Dave Caldwell, OF	4	Baltimore Orioles
	<b>Ron Musselman, P</b>	<b>5</b>	<b>Seattle Mariners</b>
	Bill Foley, C	6	Milwaukee Brewers
	Billy Wingo, 2B	FA	Atlanta Braves
1978	Pete Peltz, 3B	9	Cleveland Indians
	Robert Bonnette, SS	*20	Cleveland Indians
1979	Mike Sullivan, P	1	Cincinnati Reds
	Tim Teufel, 2B	*\$3	Chicago White Sox
	<b>Brian Snyder, P</b>	<b>7</b>	<b>Seattle Mariners</b>




**BROOKS SHUMAKE WAS A FIFTH-ROUND DRAFT PICK BY THE CINCINNATI REDS IN 1984.**

	<b>Bill Schroeder, C</b>	<b>8</b>	<b>Milwaukee Brewers</b>
	Tony Masone, OF	10	Cincinnati Reds
	Len Bradley, P	*10	Cleveland Indians
	David Buffamoyer, C	13	New York Yankees
	Todd Freeman, 3B	FA	Milwaukee Brewers
	Pete Khoury, OF	FA	New York Yankees
1980	Robbie Allen, SS	\$1	Los Angeles Dodgers
	<b>Mike Brown, P</b>	<b>2</b>	<b>Boston Red Sox</b>
	<b>Tim Teufel, 2B</b>	<b>2</b>	<b>Minnesota Twins</b>
	Robbie Allen, SS	*#4	Los Angeles Dodgers
	Len Bradley, P	5	Chicago White Sox
	Neil Simons, OF	14	Houston Astros
	Billy Weems, OF	20	Houston Astros
	Bobby Kenyon, P	25	Los Angeles Dodgers
1981	<b>Danny Sheaffer, C</b>	<b>#1</b>	<b>Boston Red Sox</b>
	Glenn Gallagher, OF	3	Toronto Blue Jays

	Greg Guin, 1B	12	St. Louis Cardinals
1982	<b>Jimmy Key, P</b>	<b>3</b>	<b>Toronto Blue Jays</b>
	Ricky Hester, OF	*\$4	Cleveland Indians
	<b>Mark Davidson, OF</b>	<b>11</b>	<b>Minnesota Twins</b>
	Jeff Gilbert, P	*32	San Francisco Giants
	Coe Brier, C	FA	Minnesota Twins
1983	Jeff Gilbert, P	10	Milwaukee Brewers
	Ricky Hester, SS	25	Texas Rangers
	Scott Parrish, P	*26	Los Angeles Dodgers
1984	Brooks Shumake, 3B	5	Cincinnati Reds
	Scott Powers, SS	17	Atlanta Braves
	Scott Parrish, P	21	Oakland Athletics
	Tim Rice, P	22	Chicago Cubs
1985	<b>John Pawlowski, P</b>	<b>6</b>	<b>Chicago White Sox</b>
	Jim McCollom, C	9	California Angels
	George Stone, P	18	Chicago White Sox
	Tommy Smith, 1B	23	San Francisco Giants
1987	<b>Bill Spiers, SS</b>	<b>1</b>	<b>Milwaukee Brewers</b>
	Bert Heffernan, C	*9	Texas Rangers
	Chuck Baldwin, 2B	11	Cleveland Indians
	Steve Baucum, 2B	25	Toronto Blue Jays
	Ray Williams, OF	FA	Seattle Mariners
1988	<b>Bert Heffernan, C</b>	<b>9</b>	<b>Milwaukee Brewers</b>
	<b>Jerry Brooks, 3B</b>	<b>12</b>	<b>Los Angeles Dodgers</b>
	Mike Pomeranz, P	13	Minnesota Twins
	Brian Barnes, P	*25	Baltimore Orioles
	Randy Mazey, OF	28	Cleveland Indians
	Burke Fairey, OF	FA	Chicago Cubs
	Phillip Lowery, P	FA	Atlanta Braves
1989	<b>Mike Milchin, P</b>	<b>2</b>	<b>St. Louis Cardinals</b>
	<b>Brian Barnes, P</b>	<b>4</b>	<b>Montreal Expos</b>
	Mike Couture, C	*12	California Angels
	Alan Botkin, P	23	St. Louis Cardinals
	Henry Threadgill, 2B	34	California Angels
	Rusty Chappia, SS	38	Milwaukee Brewers
1990	Tim Parker, P	3	Chicago Cubs
	<b>Brian Kowitz, OF</b>	<b>9</b>	<b>Atlanta Braves</b>
	Ron Frazier, P	12	New York Yankees
	Brian Faw, P	17	New York Yankees
	David Tripp, P	*25	Oakland Athletics
	Mike Couture, C	28	Milwaukee Brewers
	Tim Rigsby, SS	FA	Cleveland Indians
1991	Joe DeBerry, 1B	3	Cincinnati Reds
	Jim Crowley, 2B	11	Boston Red Sox
	Todd Stefan, SS	FA	Chicago Cubs
1992	Scott Miller, P	3	Oakland Athletics
	Jason Angel, P	5	Cincinnati Reds
	Paxton Briley, P	5	California Angels
	Ted Corbin, SS	21	Minnesota Twins
	Kevin Northrup, OF	31	Montreal Expos
	Aaron Jersild, P	43	Toronto Blue Jays
	Mike Lockhart, C	FA	Cleveland Indians
1993	<b>Keith Williams, OF</b>	<b>7</b>	<b>San Francisco Giants</b>
	<b>Billy McMillon, OF</b>	<b>8</b>	<b>Florida Marlins</b>

**BOB MAHONY, AN ANNOUNCER ON THE CLEMSON TIGER SPORTS NETWORK, WAS A FREE-AGENT SIGNEE BY THE BALTIMORE ORIOLES IN 1976.**



# PRO SIGNEES

## FIRST-ROUND DRAFT PICKS

Year	Player	Pos.	Team
1968	John Curtis	LHP	Red Sox
1975	Denny Walling	OF	Athletics
1979	Mike Sullivan	RHP	Reds
1987	Bill Spiers	SS	Brewers
1995	David Miller	1B	Indians
1996	Kris Benson	RHP	Pirates
	Billy Koch	RHP	Blue Jays
1997	Matthew LeCroy	C	Twins
1999	Mike Paradis	RHP	Orioles
2002	Khalil Greene	SS	Padres
2004	Tyler Lumsden	LHP	White Sox
2006	Tyler Colvin	OF	Cubs
2007	Daniel Moskos	LHP	Pirates
2010	Kyle Parker	OF	Rockies
2012	Richie Shaffer	3B/1B	Rays

## HIGHEST DRAFT PICKS

Year	Player	Pos.	Pick	Team
1996	Kris Benson	RHP	1	Pirates
1996	Billy Koch	RHP	4	Blue Jays
2007	Daniel Moskos	LHP	4	Pirates
1987	Bill Spiers	SS	13	Brewers
1999	Mike Paradis	RHP	13	Orioles
2002	Khalil Greene	SS	13	Padres
2006	Tyler Colvin	OF	13	Cubs
1979	Mike Sullivan	RHP	22	Reds
1995	David Miller	1B	23	Indians

Note: Major league players in **bold**.

	Chris Carter, C	30	Milwaukee Brewers
	Chad Phillips, P	*41	Florida Marlins
1994	Andy Taulbee, P	2	San Francisco Giants
	Mike Hampton, 3B	4	Cincinnati Reds
	Scott Winchester, P	*16	Detroit Tigers
	Mike Holtz, P	17	California Angels
1995	David Miller, 1B	1	Cleveland Indians
	Shane Monahan, OF	2	Seattle Mariners

	Seth Brizek, SS	8	Seattle Mariners
	Mark Watson, P	*8	Florida Marlins
	Jason Dawsey, P	10	Milwaukee Brewers
	Jeff Sauve, P	11	Boston Red Sox
	Scott Winchester, P	14	Cleveland Indians
1996	Kris Benson, P	1	Pittsburgh Pirates
	Billy Koch, P	1	Toronto Blue Jays
	David Shepard, P	3	Cincinnati Reds
	Ken Vining, P	4	San Francisco Giants
	Brian Matz, P	9	Montreal Expos
	Paul Galloway, 3B	14	San Francisco Giants
	Doug Livingston, 2B	17	Colorado Rockies
	Gary Burnham, OF	*40	Oakland Athletics
1997	Matthew LeCroy, C	*1	Minnesota Twins
	Gary Burnham, OF	22	Philadelphia Phillies
1998	Matt Padgett, OF	5	Florida Marlins
	Matt White, P	15	Cleveland Indians
	Scott Clackum, P	FA	Florida Marlins
1999	Mike Paradis, P	1	Baltimore Orioles
	Chris Heck, P	5	San Diego Padres
	Brian Adams, P	*11	San Diego Padres
	Doug Roper, SS/P	26	Toronto Blue Jays
	Ryan Mottl, P	*27	Texas Rangers
	Kurt Bultmann, 2B	34	Pittsburgh Pirates
2000	Patrick Boyd, OF	*4	Pittsburgh Pirates
	Ryan Mottl, P	6	Cincinnati Reds
	Scott Berney, P	18	Colorado Rockies
	Mike Calitri, INF	FA	Cincinnati Reds
	Justin Lombardi, P	FA	Florida Marlins
	Henri Stanley, OF	FA	Houston Astros
	Justin Singleton, OF/INF	FA	Toronto Blue Jays
2001	Josh Cram, P	4	San Francisco Giants
	Patrick Boyd, OF	7	Texas Rangers
	Khalil Greene, SS	*14	Chicago Cubs
	Steve Reba, P	*16	Oakland Athletics
	Nick Glaser, P	FA	Philadelphia Phillies
	Ryan Riley, 2B	FA	Tampa Bay Rays
2002	Khalil Greene, SS	1	San Diego Padres
	Michael Johnson, 1B	2	San Diego Padres
	Jeff Baker, 3B	4	Colorado Rockies
	B.J. LaMura, P	5	Chicago White Sox
	Matt Henrie, P	7	Arizona Diamondbacks
	Jarrod Schmidt, OF	21	Cincinnati Reds

	Steve Reba, P	24	Colorado Rockies
	Ryan Childs, P	33	Baltimore Orioles
	Thomas Booser, P	FA	Independent League
2003	Steven Jackson, P	*32	Cleveland Indians
	Kyle Frank, OF	FA	New York Yankees
	Paul Harrelson, P	FA	Colorado Rockies
	Steve Pyzik, C	FA	Atlanta Braves
	David Slevin, 2B	FA	New York Yankees
2004	Tyler Lumsden, P	*1	Chicago White Sox
	Collin Mahoney, P/C	4	Detroit Tigers
	Lou Santangelo, C	4	Houston Astros
	Brad McCann, 3B	6	Florida Marlins
	Steven Jackson, P	10	Arizona Diamondbacks
	Patrick Hogan, P	14	Florida Marlins
	Garrick Evans, OF	*25	Kansas City Royals
	Zane Green, OF	44	Chicago Cubs
	Tony Sipp, OF/P	45	Cleveland Indians
	Russell Triplett, SS	FA	New York Mets
2005	Kris Harvey, DH/P	2	Florida Marlins
	Robert Rohrbaugh, P	7	Seattle Mariners
	Jeff Hahn, P	35	Detroit Tigers
	Adrian Casanova, C	*44	Detroit Tigers
	Drew Fiorenza, P	*45	Cleveland Indians
2006	Tyler Colvin, OF	1	Chicago Cubs
	Jason Berken, P	6	Baltimore Orioles
	Josh Cribb, P	8	Kansas City Royals
	Steve Richard, P	8	Seattle Mariners
	Andy D'Alessio, 1B	*10	Los Angeles Dodgers
	Stephen Faris, P	12	San Diego Padres
	Drew Fiorenza, P	15	Seattle Mariners
	Herman Demmink, 3B	28	Philadelphia Phillies
	Marquez Smith, INF	*35	Chicago Cubs
	Adrian Casanova, C	40	Detroit Tigers
2007	Daniel Moskos, P	1	Pittsburgh Pirates
	David Kopp, P	2	St. Louis Cardinals
	Brad Chalk, OF	2	San Diego Padres
	Alan Farina, P	3	Toronto Blue Jays
	Stephen Clyne, P	3	New York Mets
	Marquez Smith, INF	8	Chicago Cubs
	Taylor Harbin, 2B/SS	8	Arizona Diamondbacks
	Doug Hogan, C	*16	Cleveland Indians
	Andy D'Alessio, 1B	19	San Francisco Giants
	P.J. Zocchi, P	36	Cleveland Indians
	Stan Widmann, SS	*39	Oakland Athletics
2008	D.J. Mitchell, P/OF	10	New York Yankees
	Doug Hogan, C	18	Texas Rangers
	Ryan Hinson, P	*31	Pittsburgh Pirates
2009	Ben Paulsen, 1B	3	Colorado Rockies
	Chris Dwyer, P	4	Kansas City Royals
	Ryan Hinson, P	10	San Diego Padres
	Graham Stoneburner, P	14	New York Yankees
	Trey Delk, P	29	Chicago White Sox
	Mike Freeman, INF	*36	Arizona Diamondbacks
	Matt Sanders, INF	41	Colorado Rockies
	Clinton McKinney, P	48	Colorado Rockies
	Addison Johnson, OF	*48	Oakland Athletics
2010	Kyle Parker, OF/1B	1	Colorado Rockies
	Mike Freeman, 2B	11	Arizona Diamondbacks
	John Hinson, INF	*13	Philadelphia Phillies
	Jeff Schaus, OF	*27	Cleveland Indians
	Casey Harman, P	29	Chicago Cubs
	John Nester, C/1B	39	Oakland Athletics
2011	Brad Miller, SS	2	Seattle Mariners
	Will Lamb, OF/P/1B	2	Texas Rangers
	John Hinson, 3B/2B	13	Houston Astros
	Jeff Schaus, OF	16	Los Angeles Dodgers
	Kevin Brady, P	*17	Cleveland Indians
	Joseph Moorefield, P	*26	Kansas City Royals
	Chris Epps, OF	45	Houston Astros
	Scott Weismann, P	46	Chicago Cubs
2012	Richie Shaffer, 3B/1B	1	Tampa Bay Rays
	Spencer Kieboom, C	5	Washington Nationals
	Kevin Brady, P	10	Philadelphia Phillies
	Dominic Leone, P	16	Seattle Mariners
	Jason Stolz, INF	17	Colorado Rockies
	Phil Pohl, C/1B/OF	28	Oakland Athletics
	Scott Firth, P	*32	Philadelphia Phillies
	David Haselden, P	FA	Chicago White Sox
2013	Scott Firth, P	19	Colorado Rockies
2014	Daniel Gossett, P	2	Oakland Athletics
	Steve Wilkerson, INF	8	Baltimore Orioles
	Matt Campbell, P	9	Los Angeles Dodgers
	Garrett Boulware, C	16	Cincinnati Reds
	Jay Baum, INF/OF	21	Seattle Mariners
	Matthew Crownover, P	*21	San Francisco Giants

\* - did not sign; \$ - secondary phase; # - drafted in January; ^ - supplemental pick between first and second rounds; Note: No draft prior to 1965; major league players in **bold**.



WILL LAMB, A TWO-WAY STANDOUT AT CLEMSON (2009-11), WAS DRAFTED IN THE SECOND ROUND BY THE TEXAS RANGERS IN 2011.

# TIGERS IN THE PROS IN 2014



**JEFF BAKER**  
INF/OF • Marlins  
Majors • Miami, Fla.  
Clemson (2000-02)



**JAY BAUM**  
INF • Mariners  
R • Pulaski, Va.  
Clemson (2012-14)



**JASON BERKEN**  
RHP • Giants  
AAA • Fresno, Calif.  
Clemson (2003,04,06)



**GARRETT BOULWARE**  
C • Reds  
R • Billings, Mont.  
Clemson (2012-14)



**MATT CAMPBELL**  
RHP • Dodgers  
A • Midland, Mich.  
Clemson (2011-14)



**TYLER COLVIN**  
OF • Giants  
Majors • San Francisco, Calif.  
Clemson (2004-06)



**CHRIS DWYER**  
LHP • Royals  
AAA • Omaha, Neb.  
Clemson (2009)



**CHRIS EPPS**  
OF • Astros  
AA • Corpus Christi, Texas  
Clemson (2008-11)



**SCOTT FIRTH**  
RHP • Rockies  
A • Asheville, N.C.  
Clemson (2010-13)



**MIKE FREEMAN**  
INF • Diamondbacks  
AAA • Reno, Nev.  
Clemson (2008-10)



**DANIEL GOSSETT**  
RHP • Athletics  
SS • Burlington, Vt.  
Clemson (2012-14)



**TAYLOR HARBIN**  
INF • Marlins  
AAA • New Orleans, La.  
Clemson (2005-07)



**CASEY HARMAN**  
LHP • Lemurs  
American Assoc. • Laredo, Texas  
Clemson (2008-10)



**RYAN HINSON**  
LHP • Saraperos  
Mex. • Saltillo, Mex.  
Clemson (2006-09)



**SPENCER KIEBOOM**  
C • Nationals  
A • Hagerstown, Md.  
Clemson (2010-12)



**DAVID KOPP**  
RHP • Ducks  
Atlantic • Central Islip, N.Y.  
Clemson (2005-07)



**WILL LAMB**  
LHP • Rangers  
AA • Frisco, Texas  
Clemson (2009-11)



**DOMINIC LEONE**  
RHP • Mariners  
Majors • Seattle, Wash.  
Clemson (2010-12)



**BRAD MILLER**  
INF • Mariners  
Majors • Seattle, Wash.  
Clemson (2009-11)



**DANIEL MOSKOS**  
LHP • Dodgers  
AAA • Albuquerque, N.M.  
Clemson (2005-07)



**JOHN NESTER**  
C/1B • Padres  
A (Adv.) • Lake Elsinore, Calif.  
Clemson (2008-10)



**MATT PADGETT**  
OF/INF • Acereros  
Mex. • Monclova, Mex.  
Clemson (1996-98)



**KYLE PARKER**  
OF/1B • Rockies  
Majors • Denver, Colo.  
Clemson (2008-10)



**BEN PAULSEN**  
1B/OF • Rockies  
Majors • Denver, Colo.  
Clemson (2007-09)



**PHIL POHL**  
C • Athletics  
AAA • Sacramento, Calif.  
Clemson (2009-12)



**RICHIE SHAFFER**  
3B • Rays  
AA • Montgomery, Ala.  
Clemson (2010-12)



**TONY SIPP**  
LHP • Astros  
Majors • Houston, Texas  
Clemson (2004)



**MARQUEZ SMITH**  
INF • Reds  
AA • Pensacola, Fla.  
Clemson (2006,07)



**GRAHAM STONEBURNER**  
RHP • Yankees  
AAA • Moosic, Pa.  
Clemson (2008,09)



**SCOTT WEISMANN**  
RHP • Miners  
Frontier • Marion, Ill.  
Clemson (2009-11)



**STEVE WILKERSON**  
INF • Orioles  
SS • Aberdeen, S.D.  
Clemson (2011-14)



RICHIE SHAFFER  
HAS PLAYED  
THREE YEARS  
(2012-14)  
IN THE RAY  
ORGANIZATION.



# HISTORY RECORDS



*Head Coach*  
**JACK LEGGETT**  
ABCA HALL OF FAME INDUCTEE, 2014

**CLEMSON**

# BATTING RECORDS

## GAMES

**Season:** 75 Seth Brizek, 1994  
75 Mike Hampton, 1994  
75 Shane Monahan, 1994  
**Career:** 272 Khalil Greene, 1999-02

## AT-BATS

**Game:** 9 Tony Masone at NC State, 4-6-1979  
9 Bert Heffernan vs. Fordham, 5-26-1988  
**Season:** 330 Shane Monahan, 1994  
**Career:** 1,069 Khalil Greene, 1999-02

## HITS

**Inning:** 3 Robert Bonnette at NC State (9th), 4-7-1979  
**Game:** 6 Joey Taylor vs. South Carolina, 5-8-1962  
6 Neil Simons vs. Georgia, 2-27-1980  
6 Greg Guin at Georgia, 4-8-1981  
6 Bob Paulling vs. Georgia Tech, 4-17-1983  
6 Bert Heffernan vs. Auburn, 3-25-1987  
6 Jerry Brooks vs. Charlotte, 2-24-1988  
6 Chad Phillips vs. Maryland, 3-15-1992  
6 Brad McCann vs. College of Charleston, 5-12-2004  
**Consecutive:** 9 Bob Paulling vs. Georgia Tech (6) & Virginia (3), 4-17,20-1983  
**Hitting Streak:** 41 Rusty Adkins, 1965-66  
**Season:** 137 Shane Monahan, 1994  
**Career:** 403 Khalil Greene, 1999-02

## DOUBLES

**Game:** 3 Joey Taylor vs. South Carolina, 5-8-1962  
3 Pat Fitzsimmons vs. Wake Forest, 4-26-1975  
3 Dave Caldwell vs. Arizona State, 6-10-1977  
3 Tim Teufel vs. Western Carolina, 2-28-1980  
3 Bert Heffernan vs. Auburn, 3-25-1987  
3 Mike Couture at Coastal Carolina, 2-18-1989  
3 Mike Lockhart vs. Davidson, 4-3-1989  
3 Khalil Greene at Arkansas, 5-29-1999  
3 Khalil Greene at North Carolina, 4-1-2000  
3 Russell Triplett at Old Dominion, 3-20-2001  
3 Khalil Greene vs. South Carolina, 3-3-2002  
3 Tyler Colvin vs. Florida State, 5-3-2004  
3 Tyler Colvin at NC State, 4-24-2005  
3 Taylor Harbin vs. Miami (Fla.), 5-21-2005  
3 Marquez Smith vs. Florida State, 5-12-2006  
3 Richie Shaffer vs. Holy Cross, 3-7-2012  
**Season:** 33 Khalil Greene, 2002  
**Career:** 95 Khalil Greene, 1999-02

## TRIPLES

**Game:** 2 by many  
**Season:** 11 Bill Spiers, 1987  
**Career:** 21 Shane Monahan, 1993-95

## HOME RUNS

**Inning:** 2 Brooks Shumake vs. Maryland (1st), 4-15-1982  
2 Chuck Baldwin vs. Maryland (1st), 3-27-1986  
2 Kyle Frank at Maryland (2nd), 4-20-2003  
2 Wilson Boyd vs. Mercer (3rd), 2-24-2008  
**Game:** 3 Ray Mathews vs. Furman, 5-1-1950  
3 Bill Barnett vs. Furman, 4-22-1953  
3 Jack McCall vs. Georgia Tech, 4-14-1964  
3 Denny Walling at Wake Forest, 4-19-1975  
3 Neil Simons at NC State, 4-7-1979  
3 Bob Paulling at Georgia, 4-6-1983  
3 Steve Baucom at Charlotte, 3-31-1987  
3 Chuck Baldwin at Maryland, 5-5-1987  
3 Shane Monahan at NC State, 4-11-1993  
3 Jeff Baker vs. Winthrop, 4-3-2002  
3 Taylor Harbin at NC State, 4-23-2005  
3 Kyle Parker at Wake Forest, 3-9-2008<sup>(2)</sup>  
3 John Hinson vs. South Carolina-Upstate, 4-21-2010  
**Season:** 27 Khalil Greene, 2002  
**Career:** 59 Jeff Baker, 2000-02  
59 Andy D'Alessio, 2004-07

## EXTRA BASE HITS

**Game:** 5 Joey Taylor vs. South Carolina, 5-8-1962 (3 2B, 2 HR)  
**Season:** 61 Khalil Greene, 2002 (33 2B, 1 3B, 27 HR)  
**Career:** 154 Khalil Greene, 1999-02 (95 2B, 7 3B, 52 HR)

## RBIs

**Game:** 10 Ray Mathews vs. Furman, 5-1-1950  
10 Neil Simons at NC State, 4-7-1979  
10 Jerry Brooks vs. Charlotte, 2-24-1988  
**Season:** 91 Khalil Greene, 2002  
**Career:** 276 Khalil Greene, 1999-02

## BATTING AVERAGE

**Season:** .485 Dude Buchanan, 1941 (33 H, 68 AB) (min. 50 AB)  
.470 Khalil Greene, 2002 (134 H, 285 AB) (min. 100 AB)  
.470 Khalil Greene, 2002 (134 H, 285 AB) (min. 150 AB)  
**Career:** .421 Denny Walling, 1975 (59 H, 140 AB) (min. 100 AB)  
.402 Dude Buchanan, 1939-41 (74 H, 184 AB) (min. 150 AB)  
.394 Shane Monahan, 1993-95 (337 H, 856 AB) (min. 500 AB)  
.394 Shane Monahan, 1993-95 (337 H, 856 AB) (min. 700 AB)

## SLUGGING PERCENTAGE

**Season:** .877 Khalil Greene, 2002 (250 TB, 285 AB) (min. 50 AB)  
.877 Khalil Greene, 2002 (250 TB, 285 AB) (min. 100 AB)  
.877 Khalil Greene, 2002 (250 TB, 285 AB) (min. 150 AB)  
**Career:** .807 Denny Walling, 1975 (113 TB, 140 AB) (min. 100 AB)  
.668 Tim Teufel, 1979,80 (244 TB, 365 AB) (min. 300 AB)  
.636 Michael Johnson, 2000-03 (509 TB, 800 AB) (min. 500 AB)

## TOTAL BASES

**Game:** 16 Taylor Harbin at NC State, 4-23-2005 (1 1B, 1 3B, 3 HR)  
**Season:** 250 Khalil Greene, 2002 (73 1B, 33 2B, 1 3B, 27 HR)  
**Career:** 668 Khalil Greene, 1999-02 (249 1B, 95 2B, 7 3B, 52 HR)

## RUNS

**Game:** 7 Dave Buffamoyer at NC State, 4-6-1979  
**Season:** 97 Shane Monahan, 1994  
**Career:** 285 Bert Heffernan, 1982-85

## STOLEN BASES

**Game:** 5 Fred Knoebel vs. Furman, 4-26-1950  
5 Mike Couture vs. NC State, 5-6-1989  
**Season:** 47 Henry Threadgill, 1989  
47 Kevin Northrup, 1992  
**Career:** 85 Henry Threadgill, 1986-89  
85 Mike Couture, 1987-90

## SACRIFICE BUNTS

**Game:** 2 by many  
**Season:** 21 Brad Chalk, 2006  
**Career:** 40 Brad Chalk, 2005-07

## SACRIFICE FLIES

**Game:** 2 by many  
**Season:** 11 Keith Williams, 1993  
20 Matthew LeCroy, 1995-97  
**Career:** 20 Khalil Greene, 1999-02

## HIT-BY-PITCH

**Game:** 3 Khalil Greene vs. New York Tech, 3-30-2001  
**Season:** 21 Khalil Greene, 2001  
**Career:** 58 Khalil Greene, 1999-02

## WALKS

**Game:** 5 by many  
**Season:** 64 Jason Harris, 1999  
64 Henri Stanley, 1999  
**Career:** 207 Bert Heffernan, 1985-88


## WALKS PER AT-BAT

**Season:** 1/2.93 Brian Ellis, 1998  
**Career:** 1/3.85 Kurt Seibert, 1974-76

## HITTING STREAKS

Rk	Player	HS	Avg	AB	R	H	RBI	Streak Start	Streak End
1.	Rusty Adkins	41	.438	169	49	74	28	4-10-1965	to 5-17-1966
2.	Brian Kowitz	37	.430	142	45	61	43	5-27-1989	to 4-10-1990
3.	Khalil Greene	34	.519	135	48	70	48	4-16-2002	to 6-14-2002
4.	Tyler Colvin	26	.435	115	27	50	36	4-22-2006	to 6-16-2006
5.	Will Lamb	25	.379	95	16	36	17	3-27-2011	to <sup>(1)</sup> 5-14-2011
6.	Chuck Baldwin	24	.436	101	31	44	30	4-17-1987	to 5-21-1987
	Doug Hogan	24	.394	99	14	39	25	5-11-2007	to 3-8-2008
8.	Mike Milchin	22	.371	89	14	33	19	4-17-1988	to 5-26-1988
	Tim Rigsby	22	.380	97	26	37	27	4-11-1990	to 5-19-1990
	Shane Monahan	22	.534	88	35	47	31	5-28-1994	to 3-19-1995
	Jerome Robinson	22	.425	80	17	34	23	3-8-1996	to 4-7-1996
	Matthew LeCroy	22	.420	81	19	34	26	5-25-1996	to 3-8-1997
	David Slevin	22	.371	97	16	36	20	4-20-2003	to 5-31-2003
	Brad McCann	22	.410	100	17	41	21	4-25-2003	to 2-28-2004
	Thomas Brittle	22	.381	105	23	40	27	4-3-2012	to 5-8-2012
16.	Jeff Miller	21	.353	85	21	30	19	5-9-1991	to 2-29-1992
17.	Jerry Brooks	20	.341	82	22	28	20	3-24-1988	to 5-19-1988
	Khalil Greene	20	.458	83	20	38	25	4-21-2000	to 5-26-2000
	Michael Johnson	20	.436	78	23	34	34	3-1-2002	to 3-30-2002
	Brad Miller	20	.410	83	25	34	22	5-11-2010	to 6-25-2010

BRAD MILLER HAD A 20-GAME HITTING STREAK  
THAT STARTED IN 2010 AND ENDED IN 2011.



# PITCHING RECORDS

## GAMES

**Season:** 33 Scott Winchester, 1995  
33 Nick Glaser, 2000  
33 Daniel Moskos, 2006  
33 Alex Frederick, 2010  
**Career:** 98 Matt Additon, 1997-00

## STARTS

**Season:** 19 Brian Barnes, 1988  
19 Brian Barnes, 1989  
19 Jason Dawsey, 1995  
19 Kris Benson, 1996  
19 Ryan Mottl, 2000  
19 Steve Reba, 2002  
19 Casey Harman, 2010  
**Career:** 68 Ryan Mottl, 1997-00

## COMPLETE GAMES

**Season:** 11 Chuck Porter, 1976  
**Career:** 26 Rusty Gerhardt, 1969-72

## SHUTOUTS

**Season:** 4 Ron Musselman, 1976  
4 Kris Benson, 1996  
**Career:** 6 Ron Musselman, 1976,77

## WINS

**Season:** 16 Brian Barnes, 1989  
**Consecutive:** 15 Kris Benson, 1995,96  
12 Chuck Porter, 1976  
12 Ron Musselman, 1977  
12 Jason Angel, 1991  
**Career:** 44 Brian Barnes, 1986-89

## WINNING PERCENTAGE

**Season:** 100.0 Chuck Porter, 1976 (12-0)  
**Career:** 94.4 Mike Kimbrell, 1988-91 (17-1)

## INNINGS PITCHED

**Game:** 16.0 Chuck Porter vs. Virginia, 4-19-1974<sup>(1)</sup>  
**Season:** 156.0 Kris Benson, 1996  
**Career:** 475.1 Brian Barnes, 1986-89

## ERA

**Season:** 0.59 Scott Winchester, 1995 (3 ER, 45.2 IP)  
**Career:** 1.51 Billy O'Dell, 1952-54 (37 ER, 219.2 IP)

## STRIKEOUTS

**Game:** 21 Flint Rhem vs. Furman, 4-30-1923  
21 Billy O'Dell vs. South Carolina, 4-4-1952  
20 Joe Hazle at The Citadel, 4-18-1947  
18 Billy O'Dell vs. Furman, 4-23-1952  
18 Brian Barnes vs. Appalachian State, 3-6-1988  
18 Brian Barnes vs. Old Dominion, 3-7-1989  
17 Harold Stowe vs. Florida, 6-9-1958  
17 Damon Vincent vs. Wake Forest, 5-14-1962  
17 Brian Barnes vs. South Carolina, 3-31-1989  
17 Brian Barnes vs. Wake Forest, 3-19-1989  
17 Kris Benson vs. Virginia Tech, 3-10-1996  
**Season:** 208 Brian Barnes, 1989  
**Career:** 513 Brian Barnes, 1986-89

## STRIKEOUTS PER NINE INNINGS PITCHED

**Game:** 21.0 Billy O'Dell vs. South Carolina, 4-4-1952  
**Season:** 13.4 Billy O'Dell, 1953 (108 K, 72.1 IP)  
**Career:** 12.3 Billy O'Dell, 1952-54 (300 K, 219.2 IP)

## STRIKEOUT-TO-WALK RATIO

**Season:** 7.56 Kris Benson, 1996 (204 K, 27 BB)  
**Career:** 4.51 Kris Benson, 1994-96 (356 K, 79 BB)

## HITS PER NINE INNINGS PITCHED

**Season:** 3.11 Billy O'Dell, 1953 (25 H, 72.1 IP)  
**Career:** 5.29 Billy O'Dell, 1952-54 (129 H, 219.2 IP)

## WALKS PER NINE INNINGS PITCHED

**Season:** 1.17 Phillip Lowery, 1987 (7 BB, 53.2 IP)  
**Career:** 1.71 Phillip Lowery, 1986-88 (32 BB, 168.2 IP)


## SAVES

**Season:** 15 Nick Glaser, 2000  
**Career:** 34 Scott Winchester, 1993-95

## BATTERS FACED

**Season:** 606 Kris Benson, 1996  
**Career:** 2,052 Brian Barnes, 1986-89

SCOTT WEISMANN WAS ONE OF FIVE TIGERS WHO COMBINED ON A NO-HITTER AGAINST USC UPSTATE ON MARCH 18, 2009.



## NO-HITTERS

Date	Pitcher(s)	Opponent	Score
4-15-1913	Doc Ezell	Erskine	5-0
4-29-1916	Elmer Long	at Virginia Military	2-0
4-17-1924	Lefty Smith	South Carolina	6-0
3-29-1946	Joe Landrum	Erskine	6-0
5-8-1953	Billy O'Dell	at South Carolina	2-0
5-6-1967	Nelson Gibson	at Georgia Tech	3-0
4-17-1971	Dave Van Volkenburg	# Florida State <sup>(1)</sup>	11-0
3-16-1973	Lindsay Graham	^ Maryland	3-0
4-17-1976	Ron Musselman	Virginia	9-0
3-17-1977	Brian Snyder	at North Carolina-Wilmington	8-0
3-10-1980	Mike Brown	*# North Carolina-Wilmington <sup>(1)</sup>	2-0
3-5-1982	Jeff Gilbert	Western Carolina	5-0
3-6-1984	Scott Parrish	# The Citadel <sup>(2)</sup>	6-0
3-18-2009	Justin Sarratt Scott Weismann Kyle Deese Tomas Cruz Matt Vaughn	South Carolina-Upstate	14-0

\* - perfect game; # - seven-inning game; ^ - eight-inning game; Note: Home games in bold.


# YEARLY BATTING & FIELDING STATS

Year	W-L-T	G	AB	R	H	2B	3B	HR	TB	RBI	SH	SF	HP	SB	BB	SO	BA	Sig%	PO	A	E	DP	Fld %
1939	10-7	17	539	85	140	20	7	8	198	52	---	---	---	18	---	---	.259	.367	445	185	45	9	.933
1940	11-2-2	15	499	141	139	14	13	5	194	---	---	---	---	16	---	---	.279	.389	401	177	56	8	.912
1941	10-6	16	598	139	173	27	8	16	264	107	---	---	---	21	---	---	.289	.441	417	180	45	11	.930
1942	8-8	16	611	130	190	21	7	9	252	---	---	---	---	31	71	62	.311	.412	439	157	63	11	.904
1943	12-3	15	512	168	168	22	11	14	254	---	---	---	---	50	---	---	.328	.496	397	165	46	8	.924
1944	----- No Team -----																						
1945	7-5	12	402	81	83	9	3	4	110	---	---	---	---	15	61	67	.206	.274	295	127	38	4	.917
1946	12-5	17	639	125	166	23	9	5	222	85	---	---	---	15	79	90	.260	.347	476	235	65	5	.916
1947	24-5	29	975	244	252	48	11	15	367	157	---	---	---	40	155	123	.258	.376	---	---	78	---	---
1948	14-12-1	27	968	148	241	33	9	20	352	114	---	---	---	51	72	144	.249	.364	---	---	79	---	---
1949	11-12	23	895	180	276	47	13	27	430	155	---	---	---	24	---	---	.308	.480	---	---	65	---	---
1950	20-11	31	1162	277	340	45	13	32	507	235	---	---	---	92	---	---	.293	.436	---	---	83	---	---
1951	16-6	22	758	177	215	33	9	15	311	116	---	---	---	75	98	60	.284	.410	---	---	57	---	---
1952	10-12	22	669	145	191	37	5	16	286	133	2	---	---	8	92	83	.286	.428	---	---	75	---	---
1953	11-6	17	583	111	153	30	6	13	234	94	10	---	6	15	56	98	.263	.401	440	161	57	5	.913
1954	14-10	24	824	155	210	23	12	25	332	130	14	---	10	38	126	121	.255	.403	624	231	66	13	.928
1955	7-11	18	627	100	176	28	6	13	255	80	5	---	8	9	75	101	.281	.407	464	189	66	10	.908
1956	4-14	18	625	104	152	13	8	19	238	93	11	---	---	8	---	---	.243	.381	478	178	68	7	.897
1957	6-12	18	602	70	131	15	5	5	173	57	3	1	---	5	68	109	.216	.287	465	183	48	---	.931
1958	22-8	30	1057	211	289	47	10	13	395	181	18	12	---	18	133	170	.273	.374	795	313	71	18	.940
1959	24-8	32	1107	223	302	38	22	17	435	184	12	15	12	45	191	173	.273	.393	860	308	70	21	.940
1960	11-10-1	22	786	152	228	32	15	20	350	132	6	11	14	23	111	107	.290	.445	583	262	55	28	.939
1961	12-11	23	793	182	230	40	8	16	334	161	4	14	17	11	154	154	.290	.421	577	245	50	17	.943
1962	17-8	25	905	215	282	42	7	49	458	182	6	7	8	21	130	141	.313	.508	645	321	43	29	.957
1963	15-11	26	953	185	269	34	14	22	397	160	8	9	8	27	140	143	.282	.417	694	271	57	29	.944
1964	13-13	26	903	174	251	34	15	26	393	151	6	11	15	13	126	170	.278	.435	692	306	48	12	.954
1965	18-10-2	30	1028	190	298	51	16	26	459	166	8	15	9	24	122	166	.289	.446	771	295	62	22	.945
1966	20-7-2	29	1048	264	336	49	18	35	526	230	2	15	13	36	159	169	.321	.502	764	309	47	30	.958
1967	29-9	38	1269	206	335	55	17	20	484	178	7	14	14	42	168	224	.264	.381	1005	387	55	35	.962
1968	27-14	41	1243	189	291	39	15	21	423	158	7	8	24	24	169	255	.234	.340	976	433	76	33	.949
1969	27-17-2	46	1495	332	427	60	25	43	666	275	8	17	11	44	256	277	.286	.455	1104	428	90	43	.945
1970	32-16	48	1447	243	364	54	31	21	543	197	22	16	28	47	214	251	.252	.371	1145	456	81	29	.952
1971	27-14	41	1357	199	343	52	20	18	489	168	11	11	15	30	201	275	.253	.360	1068	399	84	21	.946
1972	19-14	33	1079	161	282	42	14	17	403	140	15	5	21	19	141	214	.261	.374	827	346	55	20	.955
1973	24-16	40	1254	200	325	46	14	29	486	180	12	11	15	20	160	175	.259	.388	987	397	68	31	.953
1974	23-15	38	1355	254	393	72	16	26	575	228	10	18	18	31	203	163	.290	.424	1018	480	87	45	.945
1975	33-10	43	1422	306	405	75	14	32	604	257	6	21	16	88	226	209	.285	.425	1095	417	61	32	.961
1976	36-15	51	1802	327	496	79	28	39	748	288	16	27	32	50	267	240	.275	.415	1394	602	68	68	.967
1977	42-10	52	1776	403	548	99	22	43	820	345	20	24	15	75	307	222	.309	.462	1340	583	66	60	.967
1978	39-14	53	1699	378	504	93	23	43	772	320	29	12	10	143	294	217	.297	.454	1300	561	84	30	.957
1979	40-15	55	1906	457	586	104	20	82	976	412	20	22	11	102	293	233	.307	.512	1415	552	104	31	.950
1980	38-21	59	1996	384	581	104	19	46	861	348	13	17	23	117	287	196	.291	.431	1540	688	106	49	.955
1981	34-24	58	2098	405	601	129	18	57	937	365	11	28	12	73	290	325	.287	.447	1550	701	107	48	.955
1982	37-22	59	2133	482	637	129	18	64	994	415	5	22	16	103	334	302	.299	.466	1559	730	101	54	.958
1983	30-20-1	51	1756	331	505	88	14	44	753	294	11	17	17	92	243	294	.288	.429	1320	613	85	53	.958
1984	38-17	55	1856	384	539	86	20	48	809	342	15	26	21	78	297	331	.290	.436	1425	673	90	61	.959
1985	36-30-1	67	2333	469	719	131	25	77	1131	418	15	39	45	114	298	369	.308	.485	1704	777	<b>135</b>	60	.948
1986	42-21	63	2384	550	771	146	<b>39</b>	80	1235	490	4	32	19	129	323	301	.323	.518	1696	780	113	70	.956
1987	54-14-1	69	2408	580	770	140	33	66	1174	516	6	38	29	123	318	337	.320	.488	1769	787	96	74	.964
1988	54-14	68	2398	564	757	160	24	82	1208	477	3	37	41	<b>188</b>	304	325	.316	.504	1795	742	98	65	.963
1989	50-20	70	2406	503	679	143	26	57	1046	453	14	38	41	163	397	446	.282	.435	1875	702	109	59	.959
1990	43-23	66	2287	524	696	120	27	75	1095	459	16	37	42	119	310	379	.304	.479	1709	697	99	46	.960
1991	<b>60</b> -10	70	2562	<b>698</b>	<b>874</b>	<b>189</b>	<b>33</b>	111	<b>1462</b>	<b>622</b>	23	<b>46</b>	40	94	382	455	<b>.341</b>	<b>.571</b>	1847	790	117	61	.958
1992	50-14	64	2240	481	687	135	27	35	981	411	27	27	38	131	303	307	.307	.438	1701	717	89	56	.964
1993	45-20	65	2302	482	719	143	29	54	1082	419	20	41	49	71	258	355	.312	.470	1723	713	113	58	.956
1994	57-18	<b>75</b>	<b>2639</b>	514	774	145	27	48	1117	441	28	40	67	115	386	394	.293	.423	<b>2067</b>	818	117	60	.961
1995	54-14	68	2419	570	767	143	31	75	1197	481	35	31	57	88	344	405	.317	.495	1830	751	96	<b>81</b>	.964
1996	51-17	68	2320	473	682	145	17	64	1050	427	36	37	54	63	364	452	.294	.453	1847	748	95	51	.965
1997	41-23	64	2310	565	725	141	11	95	1173	509	18	28	59	51	369	426	.314	.508	1705	697	100	56	.960
1998	43-16	59	2102	529	686	133	16	64	1043	473	36	30	36	82	<b>388</b>	407	.326	.496	1589	703	83	41	.965
1999	42-27	69	2436	612	746	169	11	72	1153	550	36	31	47	121	<b>463</b>	<b>507</b>	.306	.473	1843	778	100	75	.963
2000	51-18	69	2387	516	725	141	28	37	1033	458	47	26	65	112	319	432	.304	.433	1852	801	86	62	.969
2001	41-22	63	2276	486	694	138	11	85	1109	439	38	28	<b>69</b>	97	239	379	.305	.487	1691	719	79	55	.968
2002	54-17	71	2535	581	821	157	18	<b>112</b>	1350	522	26	23	67	91	322	447	.324	.533	1907	<b>826</b>	82	78	.971
2003	39-22	61	2178	408	672	122	5	54	96														

# YEARLY PITCHING STATS

Year	W-L	Saves	CG	SHO	IP	H	H/9 IP	R	ER	ERA	SO	SO/9 IP	BB	SO/BB
1953	11-6	---	7	3	149.0	93	<b>5.62</b>	79	39	2.36	159	9.60	77	2.06
1954	14-10	---	14	3	207.0	183	7.96	112	67	2.91	178	7.96	83	2.14
1955	7-11	---	9	0	160.0	---	---	---	---	---	113	6.62	75	1.51
1956	4-14	---	8	0	163.0	182	10.05	94	94	5.20	97	5.36	113	0.86
1957	6-12	---	9	1	155.0	157	9.12	91	75	4.35	91	5.28	58	1.57
1958	22-8	---	13	0	265.0	255	8.66	146	109	3.69	223	7.57	130	1.72
1959	24-8	---	9	3	286.2	195	6.12	111	76	2.39	276	8.67	122	2.26
1960	11-10-1	---	4	2	194.0	196	9.14	118	85	3.94	116	5.38	84	1.38
1961	12-11	---	10	1	192.1	187	8.76	134	100	4.68	129	6.04	126	1.02
1962	17-8	---	10	1	215.0	220	9.21	143	111	4.65	140	5.86	123	1.14
1963	15-9	---	5	0	231.1	226	8.79	161	113	4.40	181	7.04	138	1.31
1964	13-13	---	11	1	230.2	222	8.66	144	98	3.82	159	6.20	109	1.46
1965	18-10-2	---	11	4	257.0	220	7.70	125	88	3.08	238	8.33	131	1.82
1966	20-7-2	---	5	2	254.2	216	7.63	142	107	3.78	203	7.17	157	1.29
1967	29-9	---	8	7	335.0	244	6.56	103	78	<b>2.16</b>	268	7.20	135	1.99
1968	27-14	---	15	6	325.1	258	6.34	140	89	2.46	238	6.58	131	1.82
1969	27-12-2	---	14	2	368.0	332	8.12	232	176	4.30	293	7.17	227	1.29
1970	36-12	---	17	5	381.2	297	7.00	161	120	2.83	288	6.79	197	1.46
1971	27-14	---	12	4	356.0	295	7.46	154	117	2.96	307	7.76	142	2.16
1972	19-14	---	12	8	275.2	230	7.51	114	89	2.91	184	6.00	126	1.46
1973	24-16	8	8	6	329.0	262	7.17	167	126	3.45	242	6.62	168	1.44
1974	23-15	4	12	5	339.1	293	7.77	156	111	2.94	183	4.85	166	1.10
1975	33-10	13	14	4	365.0	277	6.83	133	100	2.47	253	6.24	183	1.38
1976	36-15	9	<b>27</b>	7	464.2	401	7.77	213	163	3.16	303	5.87	177	1.71
1977	42-10	13	19	<b>11</b>	446.2	409	8.24	209	166	3.34	309	6.23	210	1.47
1978	39-14	10	20	5	433.1	405	8.41	215	166	3.45	307	6.38	166	1.85
1979	40-15	10	14	5	471.2	437	8.34	255	184	3.51	353	6.74	203	1.74
1980	38-21	12	15	9	513.1	442	7.75	254	197	3.45	340	5.96	219	1.55
1981	34-24	9	15	4	516.2	537	9.35	328	265	4.62	255	4.44	237	1.08
1982	37-22	10	16	5	519.2	530	9.18	281	220	3.81	284	4.92	219	1.30
1983	30-20-1	11	4	5	440.0	387	7.92	223	170	3.48	251	5.13	221	1.14
1984	38-17	9	14	6	475.0	418	7.92	209	158	2.99	289	5.48	192	1.51
1985	36-30-1	10	18	4	567.2	639	10.13	426	329	5.18	337	5.34	317	1.06
1986	42-21	12	6	1	565.1	568	9.04	374	300	4.78	299	4.76	317	0.94
1987	54-14-1	16	17	6	589.2	570	8.67	315	248	3.79	399	6.09	290	1.38
1988	54-14	19	12	3	598.1	545	8.20	307	246	3.70	489	7.36	261	1.87
1989	50-20	17	12	6	625.0	531	7.65	293	224	3.22	626	9.01	297	2.11
1990	43-23	10	11	4	569.0	537	8.49	320	260	4.11	480	7.59	267	1.80
1991	<b>60</b> -10	12	9	4	615.2	577	8.43	313	251	3.67	480	7.01	262	1.83
1992	50-14	14	6	8	567.1	484	7.68	222	180	2.86	463	7.34	221	2.10
1993	45-20	15	4	1	574.1	603	9.45	332	265	4.15	450	7.05	223	2.02
1994	57-18	18	3	3	<b>689.0</b>	649	8.48	346	265	3.46	626	8.18	249	2.51
1995	54-14	17	4	8	610.0	504	7.43	287	219	3.23	591	8.72	242	2.44
1996	51-17	10	12	10	615.2	494	7.22	254	207	3.03	<b>663</b>	<b>9.69</b>	210	<b>3.16</b>
1997	41-23	12	5	1	568.1	701	11.10	475	<b>401</b>	6.35	474	7.51	295	1.61
1998	43-16	12	2	3	531.0	501	8.49	302	252	4.27	465	7.88	222	2.09
1999	42-27	9	1	1	614.1	<b>726</b>	10.64	<b>480</b>	397	5.82	538	7.88	<b>318</b>	1.69
2000	51-18	21	3	6	617.1	618	9.01	323	274	3.99	438	6.39	257	1.70
2001	41-22	10	3	5	563.2	584	9.34	319	259	4.14	482	7.71	212	2.27
2002	54-17	<b>26</b>	1	4	635.2	652	9.23	350	296	4.19	520	7.36	236	2.20
2003	39-22	11	1	5	542.0	567	9.42	325	255	4.23	410	6.81	210	1.95
2004	39-26	15	1	3	580.1	592	9.18	330	283	4.39	525	8.14	221	2.38
2005	43-23	9	6	4	587.2	608	9.31	298	257	3.94	500	7.66	223	2.24
2006	53-16	17	2	6	615.0	558	8.17	277	223	3.26	550	8.05	211	2.61
2007	41-23	12	1	4	572.1	575	9.04	292	237	3.73	525	8.26	229	2.29
2008	31-27-1	12	2	2	518.1	593	10.30	341	274	4.76	441	7.66	178	2.48
2009	44-22	13	1	4	594.1	569	8.62	279	243	3.68	548	8.30	203	2.70
2010	45-25	14	1	2	626.0	684	9.83	385	326	4.69	486	6.99	230	2.11
2011	43-20	16	1	7	558.1	496	8.00	247	206	3.32	486	7.83	183	2.66
2012	35-28	13	0	1	575.1	588	9.20	289	249	3.90	460	7.20	248	1.85
2013	40-22	15	1	8	563.0	560	8.95	259	201	3.21	407	6.51	202	2.01
2014	36-25	13	4	4	548.0	502	8.24	285	240	3.94	496	8.15	237	2.09

Note: **Bolded** figure denotes Clemson single-season high.



CLEMSON'S WEEKEND ROTATION OF JAKE LONG (LEFT), DANIEL GOSSETT (CENTER) AND MATTHEW CROWOVER (RIGHT) WAS A MAJOR REASON CLEMSON WAS 11<sup>TH</sup> IN THE NATION IN STRIKEOUTS PER NINE INNINGS PITCHED (8.15) IN THE 2014 SEASON.

# TEAM RECORDS

## BATTING

### AT-BATS

Inning:	22	vs. NC State, 4-6-1979 (9th)
Game:	73	vs. Fordham, 5-26-1988
Both Teams:	135	vs. Fordham, 5-26-1988 (Clemson 70, Fordham 65)
	125	vs. Georgia Southern, 4-21-1996 (Georgia Southern 64, Clemson 61)
Season:	2,639	1994

### HITS

Inning:	12	at NC State, 4-6-1979 (9th)
	12	vs. Maryland, 3-21-1998 (3rd)
Game:	29	vs. Auburn, 5-8-1982
Both Teams:	48	vs. Auburn, 5-8-1982 (Clemson 29, Auburn 19)
Season:	874	1991

### DOUBLES

Game:	10	vs. Coastal Carolina, 2-18-1989
Both Teams:	12	vs. Auburn, 5-8-1982 (Clemson 7, Auburn 5)
Season:	189	1991

### TRIPLES

Game:	5	vs. Duke, 4-6-1986
Both Teams:	7	vs. Howard, 4-8-1978 (Clemson 4, Howard 3)
Season:	39	1986

### HOME RUNS

Inning:	5	vs. South Carolina, 5-8-1962 (6th)
Game:	8	vs. South Carolina, 5-8-1962
Both Teams:	11	vs. South Carolina, 5-8-1962 (Clemson 8, South Carolina 3)
Season:	112	2002

### RBIs

Game:	37	at NC State, 4-6-1979
Both Teams:	52	vs. South Carolina, 4-23-1997 (South Carolina 36, Clemson 16)
Season:	622	1991

### BATTING AVERAGE

Game:	.523	vs. Georgia Southern, 3-12-2002 (23-for-44)
	.523	vs. Davidson, 5-17-2011 (23-for-44)
Season:	.341	1991 (874-for-2562)

### TOTAL BASES

Game:	56	vs. South Carolina, 5-8-1962 (12 1B, 6 2B, 8 HR)
Both Teams:	94	vs. South Carolina, 5-8-1962 (22 1B, 11 2B, 2 3B, 11 HR)
Season:	1,462	1991

### RUNS

Inning:	19	vs. Maryland, 3-21-1998 (3rd)
Game:	41	at NC State, 4-6-1979
Both Teams:	54	vs. South Carolina, 4-23-1997 (South Carolina 38, Clemson 16)
Season:	698	1991

## WINNING STREAKS

Rk	WS	First Opponent	Score	Date	Ended By	Score	Date
1.	26	Columbus <sup>(1)</sup>	12-2	2-26-1977	South Carolina	1-2	3-28-1977
2.	25	Texas-Arlington	18-0	2-18-1995	South Carolina	2-4	3-28-1995
3.	21	Ohio State <sup>(2)</sup>	4-3	3-26-1988	South Carolina	7-11	4-23-1988
4.	17	Eastern Kentucky <sup>(1)</sup>	7-0	2-16-1992	Maryland	9-10	3-15-1992
	17	Boston College <sup>(2)</sup>	4-1	4-22-2006	+ Georgia Tech <sup>(1)</sup>	7-8	5-27-2006
6.	15	Charlotte	23-6	2-24-1988	% Brigham Young	2-9	3-15-1992
	15	Maine	7-3	2-23-1996	Duke <sup>(1)</sup>	4-7	3-16-1996
8.	14	Seton Hall	7-5	3-28-1989	Maryland <sup>(1)</sup>	4-5	4-16-1989
	14	Winthrop	5-4	3-4-2003	Western Carolina	5-9	3-25-2003
10.	13	Tennessee	6-3	5-9-1991	! Creighton	4-8	6-1-1991
	13	Auburn	7-4	2-22-2002	South Alabama	4-6	3-16-2002
	13	South Alabama	11-3	3-17-2002	NC State	0-3	4-6-2002

+ - Jacksonville, Fla.; % - Fresno, Calif.; ! - Omaha, Neb.

### HIGHEST RUN MARGIN

Game:	+32	at NC State, 4-6-1979 (41-9)
Season:	+385	1991 (698-313)
Per Game:	+5.5	1991

### LOWEST RUN MARGIN

Game:	-23	at Georgia, 4-4-1939 (4-27)
Season:	-70	1956 (102-172)
Per Game:	-3.5	1956

### STOLEN BASES

Game:	12	vs. The Citadel, 4-21-1950
Season:	188	1988
Per Game:	2.8	1978

## PITCHING

### INNINGS PITCHED

Game:	19.0	vs. Fordham, 5-26-1988
Season:	689.0	1994

### HITS ALLOWED

Game:	0	vs. many
Season:	93	1953
Per 9 IP:	5.62	1953 (93 H, 149.0 IP)

### RUNS ALLOWED

Game:	0	vs. many
Season:	79	1953
Per Game:	2.71	1967

### EARNED RUNS ALLOWED

Game:	0	vs. many
Season:	39	1953
Per Game:	2.05	1967

### STRIKEOUTS

Game:	21	vs. Furman, 4-30-1923
	21	vs. South Carolina, 4-4-1952
Season:	663	1996
Per 9 IP:	9.69	1996

### WALKS ALLOWED

Game:	0	vs. many
Season:	58	1957
Per 9 IP:	2.95	2011

## FIELDING

### ERRORS

Game:	12	vs. Georgia, 4-6-1946
Both Teams:	18	vs. Georgia, 4-6-1946
Season:	135	1985

### FIELDING PERCENTAGE

Game:	1.000	vs. many
Season:	.973	2012 (66 errors, 2,475 chances)

### DOUBLE PLAYS

Game:	6	vs. New Orleans, 5-21-1989
	6	vs. Georgia, 4-5-1995
Both Teams:	8	vs. North Carolina-Wilmington, 2-27-1988 (Clemson 4, North Carolina-Wilmington 4)
Season:	81	1995
	81	2010

### TRIPLE PLAYS

Game:	1	vs. many
Season:	1	1955, 1971, 1995

## MISCELLANEOUS SINGLE-SEASON RECORDS

Games:	75	1994
Consecutive Games Scoring a Run:	232	4-24-1984 to 5-4-1986
Wins:	60	1991
Consecutive Wins:	26	1977
Winning Percentage:	85.7	1991 (60-10)
Slugging Percentage:	.571	1991 (1,462 TB, 2,562 AB)
Runners Left on Base:	610	1999
Complete Games:	27	1976
Pitching Shutouts:	11	1977
ERA:	2.16	1967 (78 ER, 335.0 IP)
Strikeout-to-Walk Ratio:	3.16	1996 (663 K, 210 BB)
Saves:	26	2002



KHALIL GREENE (LEFT),  
JEFF BAKER (CENTER)  
AND MICHAEL JOHNSON  
(RIGHT) COMBINED  
FOR 77 OF CLEMSON'S  
SCHOOL-RECORD 112  
HOME RUNS IN 2002.

# SEASON BESTS

## BATTING

### GAMES

Rk	Player	Year	G
1.	Seth Brizek	1994	75
	Mike Hampton	1994	75
	Shane Monahan	1994	75
4.	David Miller	1994	71
	Andy Monin	1994	71
	Khalil Greene	2002	71
	Michael Johnson	2002	71
8.	Kyle Frank	2002	70
	Jeff Schaus	2010	70
10.	Steve Baucom	1987	69
	Mike Couture	1989	69
	Henry Threadgill	1989	69
	Eric Macrina	1991	69
	Khalil Greene	1999	69
	Jason Harris	1999	69
	Henri Stanley	1999	69
	Patrick Boyd	2000	69
	Khalil Greene	2000	69
	Casey Stone	2000	69
	Adrian Casanova	2006	69
	Tyler Colvin	2006	69
	Andy D'Alessio	2006	69
	Herman Demmink	2006	69
	Mike Freeman	2010	69
	Brad Miller	2010	69

### AT-BATS

Rk	Player	Year	G	AB
1.	Shane Monahan	1994	75	330
2.	Mike Freeman	2010	69	299
3.	Chuck Baldwin	1986	63	289
4.	David Miller	1994	71	288
5.	Seth Brizek	1994	75	287
	Mike Hampton	1994	75	287
7.	Khalil Greene	2002	71	285
8.	Jerry Brooks	1988	68	284
	Kyle Frank	2002	70	284
	Jeff Schaus	2010	70	284

### HITS

Rk	Player	Year	G	Hits
1.	Shane Monahan	1994	75	137
2.	Khalil Greene	2002	71	134
3.	Mike Hampton	1994	75	109
4.	Chuck Baldwin	1986	63	107
5.	Jerry Brooks	1988	68	106
	Shane Monahan	1995	67	106
7.	Gary Burnham	1997	64	104
8.	David Miller	1995	68	103
	Casey Stone	2001	62	103
10.	Brian Kowitz	1990	66	102

## MULTIPLE-HIT GAMES

Rk	Player	Year	G	MHG
1.	Shane Monahan	1994	75	46
2.	Khalil Greene	2002	71	42
3.	Chuck Baldwin	1986	63	37
4.	Mike Hampton	1994	75	34
	David Miller	1995	68	34
6.	Shane Monahan	1995	68	33
7.	Khalil Greene	1999	69	31
8.	Jerry Brooks	1988	68	30
	Mike Milchin	1988	68	30
	Brian Kowitz	1990	66	30
	Gary Burnham	1997	64	30
	Patrick Boyd	1999	62	30
	Casey Stone	2001	60	30

## SINGLES

Rk	Player	Year	G	1B
1.	Shane Monahan	1994	75	94
2.	Casey Stone	2000	69	82
	Casey Stone	2001	60	82
4.	Mike Hampton	1994	75	73
	Khalil Greene	2002	71	73
6.	David Miller	1994	71	72
	Eric DeMoura	1997	63	72
8.	Brian Kowitz	1990	66	71
	Brad Chalk	2006	68	71
10.	David Miller	1995	68	70
	Kyle Frank	2002	70	70

## DOUBLES

Rk	Player	Year	G	2B
1.	Khalil Greene	2002	71	33
2.	Kurt Bultmann	1997	60	31
3.	Taylor Harbin	2005	66	28
4.	Gary Burnham	1995	66	27
5.	Billy McMillon	1991	65	26
6.	Gary Burnham	1996	68	24
	Khalil Greene	2000	69	24
	Mike Freeman	2010	69	24
9.	Chuck Baldwin	1986	63	23
	Kevin Northrup	1992	64	23
	Shane Monahan	1994	75	23
	Gary Burnham	1997	64	23
	Kurt Bultmann	1999	68	23

## TRIPLES

Rk	Player	Year	G	3B
1.	Bill Spiers	1987	64	11
2.	David Miller	1995	68	10
3.	Kevin Northrup	1991	67	9
	Shane Monahan	1994	75	9
5.	Don Russell	1969	46	8
	Dave Caldwell	1976	50	8
	Shawn Satterfield	1992	55	8

Thomas Brittle	2012	58	8
9. Rusty Adkins	1967	38	7
Shane Monahan	1993	65	7
Ryan Riley	2000	55	7

## HOME RUNS

Rk	Player	Year	G	HR
1.	Khalil Greene	2002	71	27
2.	Jeff Baker	2002	68	25
	Michael Johnson	2002	71	25
	Kris Harvey	2005	65	25
5.	Eric Macrina	1991	69	24
	Matthew LeCroy	1997	64	24
7.	Jeff Baker	2001	60	23
	Andy D'Alessio	2006	69	23
9.	Jim McCollom	1985	64	21
10.	Kyle Parker	2010	67	20

## EXTRA BASE HITS

Rk	Player	Year	G	EBH
1.	Khalil Greene	2002	71	61
2.	Kurt Bultmann	1997	60	48
3.	Michael Johnson	2002	71	45
4.	Jim McCollom	1985	64	44
5.	Eric Macrina	1991	69	43
	Shane Monahan	1994	75	43
7.	Taylor Harbin	2005	66	42
8.	Keith Williams	1993	65	41
9.	Chuck Baldwin	1986	63	40
	Billy McMillon	1991	65	40
	Gary Burnham	1997	64	40
	Patrick Boyd	1999	62	40
	Tyler Colvin	2006	69	40

## RBIs

Rk	Player	Year	G	RBI
1.	Khalil Greene	2002	71	91
2.	Jeff Baker	2002	68	87
	Jeff Schaus	2010	70	87
4.	Andy D'Alessio	2006	69	85
5.	Eric Macrina	1991	69	84
6.	Gary Burnham	1997	64	82
7.	Michael Johnson	2002	71	81
8.	Jerry Brooks	1988	68	80
9.	Keith Williams	1993	65	79
	Matthew LeCroy	1997	64	79

## BATTING AVERAGE

Rk	Player	Year	AB	Hits	Avg.
1.	Dude Buchanan	1941	68	33	.485
2.	Khalil Greene	2002	285	134	.470
3.	Homer Coker	1943	52	24	.462
4.	Rusty Adkins	1965	126	56	.444
5.	Johnny Jones	1962	82	36	.439
6.	Hank Sullivan	1943	63	27	.429
7.	Wyman Morris	1953	64	27	.422
8.	Denny Walling	1975	140	59	.421
9.	Shane Monahan	1994	330	137	.415

Note: Minimum 50 at-bats.

## SLUGGING PERCENTAGE

Rk	Player	Year	AB	TB	Slg %
1.	Khalil Greene	2002	285	250	.877
2.	Dude Buchanan	1941	68	55	.809
3.	Denny Walling	1975	140	113	.807
4.	Joey Taylor	1962	64	49	.766
5.	Homer Coker	1943	52	39	.750
6.	Michael Johnson	2002	263	197	.749
7.	Jim McCollom	1985	251	188	.749
8.	Doug Kingsmore	1954	89	66	.742
9.	Jeff Baker	2001	233	172	.738
10.	Matthew LeCroy	1997	237	171	.722

Note: Minimum 50 at-bats.

## TOTAL BASES


Rk	Player	Year	G	TB
1.	Khalil Greene	2002	71	250
2.	Shane Monahan	1994	75	211
3.	Michael Johnson	2002	71	197
4.	Jim McCollom	1985	64	188
5.	Chuck Baldwin	1986	63	180
6.	Jerry Brooks	1988	68	179
	Eric Macrina	1991	69	179
8.	Jeff Baker	2002	68	177
9.	Keith Williams	1993	65	176
	Gary Burnham	1997	64	176

SHANE MONAHAN HAD  
A CLEMSON-RECORD  
137 HITS IN 1994.



# SEASON BESTS

HENRI STANLEY, WHO LED THE TIGERS TO THE 2000 COLLEGE WORLD SERIES, TOTALED 85 RUNS AND 64 WALKS, BOTH IN THE TOP FIVE IN TIGER HISTORY, IN 1999.



## RUNS

Rk	Player	Year	G	Runs
1.	Shane Monahan	1994	75	97
2.	Bert Heffernan	1988	68	93
	Khalil Greene	2002	71	93
4.	Brian Kowitz	1990	66	87
5.	Henri Stanley	1999	69	85
	Kyle Parker	2010	67	85
7.	Mike Hampton	1994	75	84
8.	Gary Burnham	1997	64	83
9.	Shane Monahan	1995	67	82
10.	Jim Crowley	1991	68	79
	David Miller	1995	68	79

## STOLEN BASES

Rk	Player	Year	G	SB
1.	Henry Threadgill	1989	69	47
	Kevin Northrup	1992	64	47
3.	Mike Hampton	1994	75	39
4.	Bill Spiers	1986	62	35
5.	Randy Mazey	1988	66	34
	Mike Couture	1989	69	34
	Brian Kowitz	1990	66	34
8.	Mike Couture	1988	62	32
	Henry Threadgill	1988	66	32
10.	Billy Weems	1980	59	30
	Brooks Shumake	1983	50	30

## SACRIFICE BUNTS

Rk	Player	Year	G	Sac.
1.	Brad Chalk	2006	68	21
2.	Brad Chalk	2005	64	15
3.	Casey Stone	2000	69	14
4.	J.D. Burgess	2007	55	13
5.	Adrian Casanova	2005	66	12
6.	Steve Pyzik	2001	52	11
7.	Jason Stolz	2011	63	10
8.	Doug Livingston	1995	68	9
	Ryan Riley	2001	62	9
	Adrian Casanova	2006	69	9

## SACRIFICE FLIES

Rk	Player	Year	G	SF
1.	Keith Williams	1993	65	11
2.	Jim McCollom	1985	64	9
	Matthew LeCroy	1996	67	9
4.	Chuck Baldwin	1986	63	8
	Mike Milchin	1988	66	8
	Jim Crowley	1991	68	8
	Keith Williams	1992	62	8
	Garrett Boulware	2014	61	8

## HIT-BY-PITCH

Rk	Player	Year	G	HBP
1.	Khalil Greene	2001	63	21
2.	Mike Hampton	1994	75	17
	Gary Burnham	1995	66	17
4.	Khalil Greene	2000	69	15
5.	Mike Couture	1988	62	14
6.	Mike Couture	1989	69	12
	Seth Brizek	1994	75	12
	Doug Livingston	1996	58	12
	Phil Pohl	2012	63	12
10.	Jeff Baker	2001	58	11
	Ryan Riley	2001	62	11
	Jeff Baker	2002	68	11
	Khalil Greene	2002	71	11
	Brad Chalk	2006	68	11
	Thomas Brittle	2012	58	11

## WALKS

Rk	Player	Year	G	BB
1.	Jason Harris	1999	69	64
	Henri Stanley	1999	69	64
3.	Michael Johnson	2003	58	63
	Richie Shaffer	2012	63	63
5.	Bert Heffernan	1988	68	62
6.	Gary Burnham	1996	68	61
7.	Kyle Parker	2010	67	56
8.	Bert Heffernan	1986	61	55
	Mike Couture	1989	69	55
10.	Matthew LeCroy	1997	64	53
	Brad Miller	2009	66	53

## WALKS PER AT-BAT

Rk	Player	Year	AB/BB	Ratio
1.	Brian Ellis	1998	123/42	1/2.93
2.	Michael Johnson	2003	198/63	1/3.14
3.	Doug Hoffman	1959	105/33	1/3.18
4.	Kurt Seibert	1976	160/50	1/3.20
5.	Chris Epps	2008	101/30	1/3.37
6.	Steve Nilsson	1978	160/47	1/3.40
7.	Johnny Severs	1971	153/44	1/3.48
8.	Gary Burnham	1996	223/61	1/3.66
9.	Mark Biegert	1987	132/36	1/3.67
10.	Mark Biegert	1985	103/28	1/3.68

## STRIKEOUTS PER AT-BAT

Rk	Player	Year	AB/K	Ratio
1.	Rusty Adkins	1965	126/0	0/126.0
2.	Casey Stone	2001	263/9	1/29.2
3.	Randy Bray	1969	167/6	1/27.8
4.	Neil Simons	1980	274/10	1/27.4

## CYCLES

### CLEMSON

- **Fred Knoebel** at South Carolina on May 5, 1950. Walk in 1st, triple in 2nd, single in 4th, home run in 5th, double in 7th, hit-by-pitch in 8th. Clemson won 14-5.
- **Steve Tucker** at Georgia Tech on Apr. 22, 1975. Double in 1st, on by error in 2nd, triple in 4th, home run in 6th, single in 7th, single in 9th. Clemson won 18-3.
- **Keith Williams** at Furman on Apr. 20, 1993. Home run in 1st, double in 3rd, single in 6th, triple in 9th. Clemson won 17-2.
- **Shane Monahan** at Hawaii-Hilo on Mar. 19, 1994. Triple in 1st, single in 2nd, home run in 6th, double in 8th, single in 9th. Clemson won 13-5.
- **Gary Burnham** at Texas-Arlington on Feb. 18, 1995. Double in 1st, triple in 3rd, walk in 5th, strikeout in 6th, homer in 7th, single in 9th. Clemson won 18-0.

### OPPONENTS

- **Dick Steed** of Georgia Tech in Atlanta, Ga. on Apr. 13, 1971. Triple in 1st, double in 2nd, strikeout in 4th, home run in 6th, single in 8th. Georgia Tech won 8-4.
- **Chris Pittaro** of North Carolina in Chapel Hill, N.C. on Mar. 21, 1981. Double in 1st, single in 2nd, home run in 3rd, triple in 6th, groundout to second base in 7th. North Carolina won 10-7.

5.	Ellis Dantzler	1966	108/4	1/27.0
6.	Jimmy Key	1980	103/4	1/25.8
7.	Pete Ayoub	1963	102/4	1/25.5
8.	Billy Weems	1980	229/10	1/22.9
9.	Greg Guin	1981	204/9	1/22.7
10.	Elmo Lam	1963	103/5	1/20.6

## PITCHING

### APPEARANCES

Rk	Player	Year	App.
1.	Scott Winchester	1995	33
	Nick Glaser	2000	33
	Daniel Moskos	2006	33
	Alex Frederick	2010	33
5.	Aaron Jersild	1992	32
6.	Stephen Clyne	2007	31
7.	Andy Taulbee	1993	30
	Matt Vaughn	2008	30
9.	Billy Trapp	1980	28
	Scott Winchester	1994	28
	Josh Cram	2001	28
	Ryan Hinson	2009	28
	Drew Moyer	2014	28

### RELIEF APPEARANCES

Rk	Player	Year	RA
1.	Scott Winchester	1995	33
	Nick Glaser	2000	33
	Daniel Moskos	2006	33
4.	Aaron Jersild	1992	32
	Alex Frederick	2010	32
6.	Stephen Clyne	2007	31
7.	Matt Vaughn	2008	29
8.	Billy Trapp	1980	28
	Scott Winchester	1994	28
	Josh Cram	2001	28
	Drew Moyer	2014	28

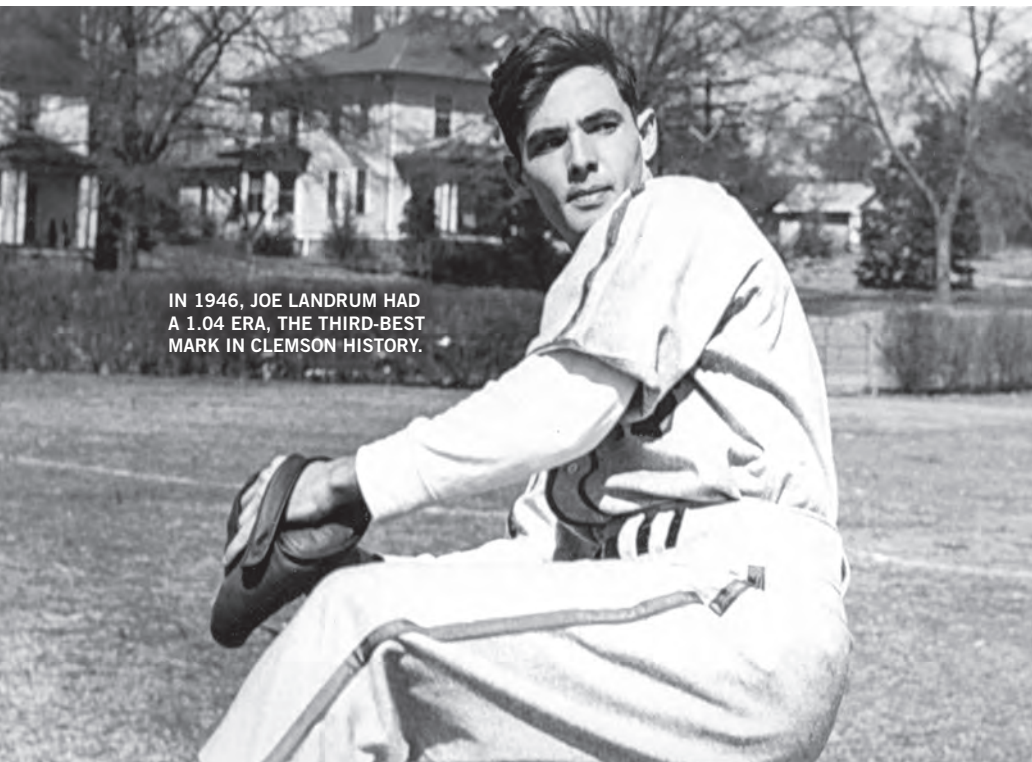
### STARTS

Rk	Player	Year	Starts
1.	Brian Barnes	1988	19
	Brian Barnes	1989	19
	Jason Dawsey	1995	19
	Kris Benson	1996	19
	Ryan Mottl	2000	19
	Steve Reba	2002	19
	Casey Harman	2010	19
8.	Andy Taulbee	1994	18
	Matt Henrie	2002	18
	Jason Berken	2006	18
	Stephen Faris	2006	18
	David Kopp	2007	18
	Scott Weismann	2010	18

### COMPLETE GAMES

Rk	Player	Year	CG
1.	Chuck Porter	1976	11
2.	Billy O'Dell	1954	9

# SEASON BESTS



IN 1946, JOE LANDRUM HAD A 1.04 ERA, THE THIRD-BEST MARK IN CLEMSON HISTORY.

George Stone	1985	9
Brian Barnes	1989	9
5. Harold Stowe	1958	8
Rusty Gerhardt	1970	8
Ron Musselman	1977	8
8. Dave Van Volkenburg	1969	7
Steve Cline	1974	7
Jeff Gilbert	1981	7
Jimmy Key	1982	7
Kris Benson	1996	7

## SHUTOUTS

Rk	Player	Year	SHO
1.	Ron Musselman	1976	4
	Kris Benson	1996	4
3.	Billy O'Dell	1954	3
	Lindsay Graham	1972	3
	Chuck Porter	1976	3
	Tommy Qualters	1977	3
	Tim Parker	1990	3

## WINS

Rk	Player	Year	Wins
1.	Brian Barnes	1989	16
2.	Harold Stowe	1958	14
	Jason Angel	1991	14
	Kris Benson	1996	14
5.	Brian Barnes	1988	13
	Matt Henrie	2002	13
	Steve Reba	2002	13
8.	Chuck Porter	1976	12
	Ron Musselman	1977	12
	Brian Barnes	1987	12
	Chad Phillips	1993	12
	Andy Taulbee	1994	12
	Steve Reba	2001	12
14.	Rusty Gerhardt	1971	11
	Scott Miller	1992	11
	Jason Dawsey	1995	11
17.	Mike Sullivan	1979	10
	Andy Taulbee	1993	10
	Billy Koch	1996	10
	Ken Vining	1996	10
	Ryan Mottl	1997	10
	Ryan Mottl	2000	10
	Daniel Gossett	2013	10

## WINNING PERCENTAGE

Rk	Player	Year	W-L	Win %
1.	Chuck Porter	1976	12-0	100.0
	Mike Kimbrell	1991	11-0	100.0
	Mike Sullivan	1979	10-0	100.0

Jarrod Schmidt	2000	9-0	100.0
Josh Cribb	2006	9-0	100.0
Aaron Jersild	1991	8-0	100.0
Mike Holtz	1992	8-0	100.0
Len Bradley	1979	7-0	100.0
Tommy Qualters	1977	6-0	100.0
Kris Harvey	2004	6-0	100.0
P.J. Zocchi	2006	6-0	100.0
Phillip Lowery	1987	5-0	100.0
Doug Marchal	1987	5-0	100.0
Jeff Sauve	1995	5-0	100.0
D.J. Mitchell	2007	5-0	100.0
16. Scott Miller	1992	11-1	91.7
17. Bill Parmer	1967	9-1	90.0

Note: Minimum five decisions.

## INNINGS PITCHED

Rk	Player	Year	IP
1.	Kris Benson	1996	156.0
2.	Brian Barnes	1989	146.0
3.	Brian Barnes	1988	137.2
4.	Jason Dawsey	1995	129.1
5.	George Stone	1985	127.1
6.	Harold Stowe	1958	126.2
7.	Casey Harman	2010	121.0
8.	Brian Barnes	1987	120.2
9.	Chuck Porter	1976	119.0
10.	Ron Musselman	1977	117.1

## ERA

Rk	Player	Year	IP	ER	ERA
1.	Scott Winchester	1995	45.2	3	0.59
2.	Billy O'Dell	1954	91.1	8	0.79
3.	Joe Landrum	1946	104.0	12	1.04
4.	Scott Clackum	1998	40.2	5	1.11
5.	Jay Bevis	1970	40.1	5	1.12
6.	Bill Parmer	1967	71.0	9	1.14
7.	Brian Snyder	1977	60.1	8	1.19
8.	Mike Holtz	1992	57.1	8	1.26
9.	Jerome Santivasci	1989	66.0	10	1.36
10.	Billy O'Dell	1953	72.1	11	1.37

Note: Minimum 40 innings pitched.

## STRIKEOUTS

Rk	Player	Year	K
1.	Brian Barnes	1989	208
2.	Kris Benson	1996	204
3.	Billy Koch	1996	152
4.	Brian Barnes	1988	140
5.	Ken Vining	1996	135
6.	Jason Dawsey	1995	133
7.	Harold Stowe	1958	126

8.	Harold Stowe	1959	117
9.	Brian Barnes	1987	112
10.	Billy O'Dell	1954	111
	Rusty Gerhardt	1970	111
	Rusty Gerhardt	1971	111
	Billy Koch	1995	111

## STRIKEOUTS PER NINE INNINGS PITCHED

Rk	Player	Year	K	IP	K/9 IP
1.	Billy O'Dell	1953	108	72.1	13.44
2.	Billy O'Dell	1952	81	56.0	13.02
3.	Brian Barnes	1989	208	146.0	12.82
4.	Billy Koch	1996	152	111.2	12.25
5.	Patrick Hogan	2004	60	44.2	12.09
6.	Kris Benson	1996	204	156.0	11.77
7.	Billy Koch	1995	111	87.0	11.48
8.	Mike Milchin	1989	54	42.2	11.39
9.	Alan Farina	2007	72	57.1	11.30
10.	Tony Sipp	2004	59	48.0	11.06

Note: Minimum 40 innings pitched.

## STRIKEOUT-TO-WALK RATIO

Rk	Player	Year	K	BB	K/BB
1.	Kris Benson	1996	204	27	7.56
2.	Casey Harman	2009	89	16	5.56
3.	Joe Landrum	1947	98	18	5.44
4.	Phillip Lowery	1987	37	7	5.29
	Jonathan Meyer	2013	37	7	5.29
6.	Billy O'Dell	1952	81	16	5.06
7.	Justin Sarratt	2011	65	14	4.64
8.	Matthew Crownover	2014	90	20	4.50
9.	Joe Landrum	1946	97	22	4.41
10.	Casey Harman	2008	44	10	4.40

Note: Minimum 40 innings pitched.

## HITS PER NINE INNINGS PITCHED

Rk	Player	Year	Hits	IP	H/9 IP
1.	Billy O'Dell	1953	25	72.1	3.11
2.	Jay Bevis	1970	17	40.1	3.79
3.	Rusty Gerhardt	1970	47	100.1	4.22
4.	Scott Winchester	1995	23	45.2	4.53
5.	Scott Clackum	1998	21	40.2	4.65
6.	Steve Cline	1973	35	59.1	5.31
7.	Brian Snyder	1977	36	60.1	5.37
8.	Brian Barnes	1989	89	146.0	5.49
9.	Billy O'Dell	1954	56	91.1	5.52

Note: Minimum 40 innings pitched.

## WALKS PER NINE INNINGS PITCHED

Rk	Player	Year	BB	IP	BB/9 IP
1.	Phillip Lowery	1987	7	53.2	1.17
2.	Justin Sarratt	2008	6	45.2	1.18
3.	Jonathan Meyer	2013	7	46.2	1.35
4.	Jimmy Roller	1960	11	71.2	1.38
5.	Kris Benson	1996	27	156.0	1.56
6.	Justin Sarratt	2011	14	80.2	1.56
7.	David Haselden	2011	14	76.2	1.64
8.	Casey Harman	2009	16	86.2	1.66
9.	Stephen Faris	2006	20	103.0	1.75
10.	Patrick Hogan	2002	11	54.2	1.81

Note: Minimum 40 innings pitched.

## SAVES

Rk	Player	Year	Saves
1.	Nick Glaser	2000	15
2.	Scott Winchester	1995	14
3.	Matt Vaughn	2008	11
4.	Scott Winchester	1993	10
	Scott Winchester	1994	10
	Patrick Hogan	2004	10
	Daniel Moskos	2006	10
8.	Scott Clackum	1998	9
9.	Mike Milchin	1988	8
	Paul Harrelson	2002	8
	Matt Campbell	2014	8

## BATTERS FACED

Rk	Player	Year	BF
1.	Kris Benson	1996	606
2.	Brian Barnes	1989	602
3.	Brian Barnes	1988	598
4.	George Stone	1984	569
5.	Jason Dawsey	1995	529
6.	Brian Barnes	1987	523
7.	Casey Harman	2010	518
8.	Andy Taulbee	1994	489
9.	Jimmy Key	1982	485
10.	Ron Musselman	1977	483

# CAREER LEADERS

## BATTING

### GAMES

Rk	Player	Year(s)	G
1.	Khalil Greene	1999-02	272
2.	Bert Heffernan	1985-88	259
3.	Jeff Schaus	2008-11	258
4.	Andy D'Alessio	2004-07	253
5.	Kurt Bultmann	1996-99	249
6.	Jim Crowley	1988-91	247
7.	Wilson Boyd	2007-10	238
8.	Michael Johnson	2000-03	235
9.	Herman Demmink	2003-06	232
10.	Henri Stanley	1997-00	231

### AT-BATS

Rk	Player	Year(s)	AB
1.	Khalil Greene	1999-02	1069
2.	Bert Heffernan	1985-88	993
3.	Jeff Schaus	2008-11	973
4.	Kurt Bultmann	1996-99	953
5.	Chuck Baldwin	1984-87	935
6.	Shane Monahan	1993-95	856
7.	Andy D'Alessio	2004-07	853
8.	Wilson Boyd	2007-10	837
9.	Jim McCollom	1982-85	830
10.	Jim Crowley	1988-91	826

### HITS

Rk	Player	Year(s)	Hits
1.	Khalil Greene	1999-02	403
2.	Shane Monahan	1993-95	337
3.	Bert Heffernan	1985-88	335
4.	Chuck Baldwin	1984-87	311
	Jeff Schaus	2008-11	311
6.	Kurt Bultmann	1996-99	306
7.	Jim McCollom	1982-85	285
8.	Michael Johnson	2000-03	275
9.	Jim Crowley	1988-91	271
10.	Neil Simons	1977-80	270
	Gary Burnham	1994-97	270

### DOUBLES

Rk	Player	Year(s)	2B
1.	Khalil Greene	1999-02	95
2.	Kurt Bultmann	1996-99	82
3.	Gary Burnham	1994-97	77
4.	Taylor Harbin	2004-07	67
5.	Bert Heffernan	1985-88	63
6.	Chuck Baldwin	1984-87	62
7.	Jeff Schaus	2008-11	61
8.	Shane Monahan	1993-95	60
9.	Jim Crowley	1988-91	57
	Patrick Boyd	1998-01	57

### TRIPLES

Rk	Player	Year(s)	3B
1.	Shane Monahan	1993-95	21
2.	Don Russell	1968-70	18
3.	Rusty Adkins	1965-67	17
	Bill Spiers	1985-87	17
5.	Jeff Miller	1990-93	15
	David Miller	1993-95	15
7.	Ray Mathews	1948-51	14
	Fred Knoebel	1950-52	14
	Johnny Severs	1969-71	14
	Neil Simons	1977-80	14
	Bert Heffernan	1985-88	14

### HOME RUNS

Rk	Player	Year(s)	HR
1.	Jeff Baker	2000-02	59
	Andy D'Alessio	2004-07	59
3.	Michael Johnson	2000-03	58
4.	Matthew LeCroy	1995-97	53
5.	Jim McCollom	1982-85	52
	Khalil Greene	1999-02	52
7.	Eric Macrina	1988-91	51
8.	Kyle Parker	2008-10	46
9.	Jim Crowley	1988-91	43
	Kurt Bultmann	1996-99	43

### RBIs

Rk	Player	Year(s)	RBI
1.	Khalil Greene	1999-02	276
2.	Jeff Baker	2000-02	226
3.	Jim McCollom	1982-85	218
4.	Andy D'Alessio	2004-07	217
5.	Kurt Bultmann	1996-99	214

6.	Michael Johnson	2000-03	213
7.	Jeff Schaus	2008-11	211
8.	Gary Burnham	1994-97	209
9.	Matthew LeCroy	1995-97	208
10.	Jim Crowley	1988-91	197

### BATTING AVERAGE

Rk	Player	Year(s)	Hits-AB	Avg.
1.	Denny Walling	1975	59-140	.421
2.	Dude Buchanan	1939-41	74-184	.402
3.	Shane Monahan	1993-95	337-856	.394
4.	Billy McMillon	1991-93	201-527	.381
5.	Herb Jessen	1942-43	38-100	.380
6.	Rusty Adkins	1965-67	150-396	.379
7.	Khalil Greene	1999-02	403-1069	.377
8.	Ted Corbin	1992	74-199	.372
9.	Tim Teufel	1979,80	134-365	.367
10.	Brad McCann	2003,04	183-504	.363

Note: Minimum 100 at-bats.

### SLUGGING PERCENTAGE

Rk	Player	Year(s)	AB	TB	Slg %
1.	Denny Walling	1975	140	113	.807
2.	Dave Lynn	1958,60,61	163	113	.693
3.	Tim Teufel	1979,80	365	244	.668
4.	Dude Buchanan	1939-41	184	121	.658
5.	Michael Johnson	2000-03	800	509	.636
6.	Jim McCollom	1982-85	830	521	.628
7.	Jeff Baker	2000-02	773	484	.626
8.	Shane Monahan	1993-95	856	535	.625
9.	Khalil Greene	1999-02	1069	668	.625
10.	Eric Macrina	1988-91	647	404	.624

Note: Minimum 100 at-bats.

### TOTAL BASES

Rk	Player	Year(s)	TB
1.	Khalil Greene	1999-02	668
2.	Shane Monahan	1993-95	535
3.	Kurt Bultmann	1996-99	525
4.	Jim McCollom	1982-85	521
5.	Michael Johnson	2000-03	509
6.	Bert Heffernan	1985-88	507
7.	Andy D'Alessio	2004-07	498
8.	Jeff Baker	2000-02	484
9.	Jeff Schaus	2008-11	477
10.	Chuck Baldwin	1984-87	476

### RUNS

Rk	Player	Year(s)	Runs
1.	Bert Heffernan	1985-88	285
2.	Khalil Greene	1999-02	265
3.	Shane Monahan	1993-95	235
4.	Kurt Bultmann	1996-99	233
5.	Gary Burnham	1994-97	215
6.	Jeff Schaus	2008-11	213
7.	Jim McCollom	1982-85	203
8.	Michael Johnson	2000-03	201

9.	Jim Crowley	1988-91	199
10.	Patrick Boyd	1998-01	196

### STOLEN BASES

Rk	Player	Year(s)	SB
1.	Henry Threadgill	1986-89	85
	Mike Couture	1987-90	85
3.	Kevin Northrup	1989-92	83
4.	Brian Kowitz	1988-90	76
5.	Brooks Shumake	1982-84	71
6.	Ray Williams	1984-87	70
7.	Billy Weems	1977-80	68
8.	Randy Mazey	1985-88	65
9.	Shane Monahan	1993-95	61
10.	Bill Spiers	1985-87	60

### WALKS

Rk	Player	Year(s)	BB
1.	Bert Heffernan	1985-88	207
2.	Neil Simons	1977-80	180
3.	Michael Johnson	2000-03	169
4.	Gary Burnham	1994-97	157
5.	Jeff Schaus	2008-11	148
6.	Henri Stanley	1997-00	144
7.	Khalil Greene	1999-02	143
	Brad Miller	2009-11	143
9.	Chris Epps	2008-11	142
10.	Frank Russ	1980-83	139

### WALKS PER AT-BAT


Rk	Player	Year(s)	AB/BB	Ratio
1.	Kurt Seibert	1974-76	408/106	1/3.85
2.	Don Russell	1968-70	415/107	1/3.88
3.	Chris Epps	2008-11	596/142	1/4.20
4.	Brian Ellis	1997-00	583/138	1/4.22
5.	Johnny Severs	1969-71	373/86	1/4.34
6.	Dave Buffamoyer	1978,79	287/66	1/4.35
7.	Neil Simons	1977-80	805/180	1/4.47
8.	Steve Nilsson	1976-78	507/112	1/4.53
9.	Jason Harris	1998,99	475/104	1/4.57
10.	Henri Stanley	1997-00	666/144	1/4.63

Note: Minimum 100 at-bats.

### STRIKEOUTS PER AT-BAT

Rk	Player	Year(s)	AB/K	Ratio
1.	Rusty Adkins	1965-67	396/16	1/24.75
2.	Neil Simons	1977-80	805/43	1/18.72
3.	Billy Weems	1977-80	674/39	1/17.28
4.	Randy Bray	1968-70	457/27	1/16.93
5.	Casey Stone	1998-01	736/46	1/16.00
6.	Joe Taylor	1992,93	394/27	1/14.54
7.	Mike Mahoney	1973-75,81	323/23	1/14.04
8.	Steve Tucker	1973-76	502/37	1/13.57
9.	Taylor Harbin	2005-07	781/66	1/11.83
10.	Spencer Kieboom	2010-12	431/37	1/11.65

Note: Minimum 100 at-bats.



RUSTY ADKINS USED HIS SPEED TO TOTAL 17 CAREER TRIPLES, TIED FOR THIRD-MOST IN CLEMSON HISTORY.



# CAREER LEADERS

## PITCHING

### APPEARANCES

Rk	Player	Year(s)	App.
1.	Matt Additon	1997-00	98
2.	Thomas Boozer	1999-02	88
	Jeff Hahn	2002-05	88
4.	Scott Winchester	1993-95	87
5.	Jonathan Meyer	2010-13	86
6.	Ryan Hinson	2006-09	85
7.	Daniel Moskos	2005-07	81
	Matt Vaughn	2006-09	81
8.	Justin Sarratt	2007-11	80
10.	Patrick Hogan	2001-04	79

### STARTS

Rk	Player	Year(s)	Starts
1.	Ryan Mottl	1997-00	68
2.	Brian Barnes	1986-89	65
3.	Rusty Gerhardt	1969-72	55
4.	Kris Benson	1994-96	47
5.	Jimmy Key	1980-82	46
6.	Oliver Whitaker	1984-87	45
	Steve Reba	1999-02	45
8.	Billy Koch	1994-96	44
9.	Alan Botkin	1986-89	43
10.	Jason Dawsey	1993-95	42

### RELIEF APPEARANCES

Rk	Player	Year(s)	RA
1.	Matt Additon	1997-00	93
2.	Scott Winchester	1993-95	87
3.	Thomas Boozer	1999-02	79
4.	Matt Vaughn	2006-09	78
	Matt Campbell	2011-14	78
6.	Jeff Hahn	2002-05	77
7.	Paul Harrelson	2000-03	75
8.	Patrick Hogan	2001-04	71
	Daniel Moskos	2005-07	71
10.	Jonathan Meyer	2010-13	70

### COMPLETE GAMES

Rk	Player	Year(s)	CG
1.	Rusty Gerhardt	1969-72	26
2.	Brian Barnes	1986-89	21
3.	Billy O'Dell	1952-54	19
4.	Harold Stowe	1957-59	16
	Dave Van Volkenburg	1969-72	16
	Chuck Porter	1974-76	16
7.	Ron Musselman	1976,77	14
	Mike Brown	1978-80	14
	Jimmy Key	1980-82	14
10.	Tommy Chapman	1963-65	13
	Jeff Gilbert	1981-83	13

### SHUTOUTS

Rk	Player	Year(s)	SHO
1.	Ron Musselman	1976,77	6
2.	Billy O'Dell	1952-54	5
	Rusty Gerhardt	1969-72	5
	Lindsay Graham	1970-73	5
	Mike Brown	1978-80	5
6.	Chuck Porter	1974-76	4
	Mike Sullivan	1977-79	4
	Kris Benson	1994-96	4
9.	Dave Van Volkenburg	1969-72	3
	Tommy Qualters	1975-78	3
	Brian Snyder	1977-79	3
	Jeff Gilbert	1981-83	3
	John Pawlowski	1983-85	3
	Alan Botkin	1986-89	3
	Tim Parker	1987,88,90	3
	Daniel Gossett	2012-14	3

### WINS

Rk	Player	Year(s)	Wins
1.	Brian Barnes	1986-89	44
2.	Rusty Gerhardt	1969-72	34
3.	Ryan Mottl	1997-00	33
	Steve Reba	1999-02	33
5.	Kris Benson	1994-96	29
6.	Andy Taulbee	1992-94	27
7.	Jason Angel	1990-92	25
8.	Harold Stowe	1957-59	24
	Chuck Porter	1974-76	24
10.	Mike Brown	1978-80	23
	Oliver Whitaker	1984-87	23
	Alan Botkin	1986-89	23
	Daniel Gossett	2012-14	23



RYAN MOTTL  
HAD 33 CAREER  
WINS, TIED FOR  
THIRD-MOST IN  
TIGER HISTORY.

5.	Billy Koch	1994-96	338
6.	Billy O'Dell	1952-54	300
7.	Daniel Gossett	2012-14	285
8.	Harold Stowe	1957-59	279
9.	Jason Dawsey	1993-95	276
10.	Steve Reba	1999-02	263

### STRIKEOUTS PER NINE INNINGS PITCHED

Rk	Player	Year(s)	K/9 IP
1.	Billy O'Dell	1952-54	12.29
2.	Matt Campbell	2011-14	11.10
3.	Billy Koch	1994-96	11.00
4.	Ken Vining	1994-96	10.35
5.	Kris Benson	1994-96	10.02
6.	Kevin Brady	2009-12	9.87
7.	Brian Barnes	1986-89	9.71
8.	D.J. Mitchell	2006-08	9.24
9.	Mike Holtz	1991-94	9.22
10.	Daniel Gossett	2012-14	9.07

Note: Minimum 100 innings pitched.

### STRIKEOUT-TO-WALK RATIO

Rk	Player	Year(s)	K/BB
1.	Kris Benson	1994-96	4.51
2.	Casey Harman	2008-10	3.97
3.	Kevin Brady	2009-12	3.89
4.	Matthew Crownover	2013,14	3.65
5.	Josh Cribb	2003-06	3.62
6.	Billy O'Dell	1952-54	3.61
7.	Stephen Faris	2004-06	3.38
8.	Justin Sarratt	2007-11	3.32
9.	Andy Taulbee	1992-94	3.22
10.	Phillip Lowery	1986-88	3.19

Note: Minimum 100 innings pitched.

### HITS PER NINE INNINGS PITCHED

Rk	Player	Year(s)	H/9 IP
1.	Billy O'Dell	1952-54	5.29
2.	Matt Campbell	2011-14	5.47
3.	Rusty Gerhardt	1969-72	5.95
4.	Scott Winchester	1993-95	6.04
5.	Jay Bevis	1969-72	6.22
6.	Steve Cline	1973,74	6.33
7.	Charlie Watson	1965-67	6.58
8.	Chuck Porter	1974-76	6.80
9.	Bill Parmer	1965-67	6.89
10.	Daniel Gossett	2012-14	6.94

Note: Minimum 100 innings pitched.

### WALKS PER NINE INNINGS PITCHED

Rk	Player	Year(s)	BB/9 IP
1.	Phillip Lowery	1986-88	1.71
2.	Justin Sarratt	2007-11	1.91
3.	Matthew Crownover	2013,14	1.97
4.	Stephen Faris	2004-06	2.08
5.	Scott Berny	2000	2.12
6.	Jimmy Roller	1959-61	2.13
7.	Casey Harman	2008-10	2.15
8.	Kris Benson	1994-96	2.22
9.	Jonathan Meyer	2010-13	2.26
10.	Josh Cribb	2003-06	2.26

Note: Minimum 100 innings pitched.

### SAVES

Rk	Player	Year(s)	Saves
1.	Scott Winchester	1993-95	34
2.	Jay Bevis	1969-72	20
3.	Matt Campbell	2011-14	19
4.	Patrick Hogan	2001-04	18
5.	Nick Glaser	2000,01	16
	Daniel Moskos	2005-07	16
	Matt Vaughn	2006-09	16
8.	Dave Woessner	1977-79	14
	Paul Harrelson	2000-03	14
10.	Mike Milchin	1987-89	13
	Scott Clackum	1997,98	13

### BATTERS FACED

Rk	Player	Year(s)	BF
1.	Brian Barnes	1986-89	2052
2.	Ryan Mottl	1997-00	1851
3.	Rusty Gerhardt	1969-72	1473
4.	Steve Reba	1999-02	1395
5.	Oliver Whitaker	1984-87	1371
6.	Jimmy Key	1980-82	1349
7.	Kris Benson	1994-96	1317
8.	Jason Dawsey	1993-95	1281
9.	Bill Steele	1985-87	1228
10.	Alan Botkin	1986-89	1201

### WINNING PERCENTAGE

Rk	Player	Year(s)	W-L	Win %
1.	Mike Kimbrell	1988-91	17-1	94.4
2.	Scott Parrish	1981,83,84	21-3	87.5
3.	Mike Sullivan	1977-79	20-3	87.0
4.	Bill Parmer	1965-67	18-3	85.7
	Jarrod Schmidt	2000-02	18-3	85.7
6.	Chad Phillips	1990-93	17-3	85.0
	Ken Vining	1994-96	17-3	85.0
8.	Scott Miller	1991,92	19-4	82.6
9.	Brian Barnes	1986-89	44-10	81.5
10.	Jeff Gilbert	1981-83	21-5	80.8

Note: Minimum 15 decisions.

### INNINGS PITCHED

Rk	Player	Year(s)	IP
1.	Brian Barnes	1986-89	475.1
2.	Ryan Mottl	1997-00	414.1
3.	Rusty Gerhardt	1969-72	384.1
4.	Kris Benson	1994-96	319.2
5.	Steve Reba	1999-02	319.1
6.	Jimmy Key	1980-82	318.2
7.	Jason Dawsey	1993-95	304.1
8.	Oliver Whitaker	1984-87	299.1
9.	Daniel Gossett	2012-14	282.2
10.	Josh Cribb	2003-06	282.1

### ERA

Rk	Player	Year(s)	ERA
1.	Billy O'Dell	1952-54	1.51
2.	Scott Winchester	1993-95	1.70
3.	Steve Cline	1973,74	1.94
4.	Jay Bevis	1969-72	2.13
5.	Harold Stowe	1957-59	2.32
6.	Rusty Gerhardt	1969-72	2.39
7.	Chuck Porter	1974-76	2.43
8.	Bill Parmer	1965-67	2.59
9.	Matthew Crownover	2013,14	2.60
10.	Nelson Gibson	1966-68	2.64

Note: Minimum 100 innings pitched.

### STRIKEOUTS

Rk	Player	Year(s)	K
1.	Brian Barnes	1986-89	513
2.	Rusty Gerhardt	1969-72	382
3.	Ryan Mottl	1997-00	360
4.	Kris Benson	1994-96	356

# YEARLY LEADERS

## BATTING

### BATTING AVERAGE

Year	Player, Pos.	BA
1939	Ed Irick, 3B	.358
1940	Francis Coakley, OF	.391
1941	<b>Dude Buchanan, 1B</b>	<b>.485</b>
1942	Homer Coker, OF	.462
1943	Homer Coker, OF	.462
1944	No Team	
1945	H.H. Tyler, 2B	.282
1946	Dewey Quinn, 3B	.365
1947	Lynwood McMakin, 2B	.348
1948	Frank Gillespie, 3B	.338
1949	Ken Culberson, SS	.355
1950	Doug Angley, OF	.381
1951	Ray Mathews, OF	.375
1952	Fred Knoebel, OF	.366
1953	Wyman Morris, 3B	.422
1954	Doug Kingsmore, OF	.371
1955	Lonnie Shealy, 2B	.357
1956	Don Shealy, OF/P	.348
1957	Don Shealy, OF/P	.313
1958	Bailey Hendley, OF/P	.333
1959	Ty Cline, OF/P	.326
1960	Bailey Hendley, OF/P	.364
1961	Pete Ayoub, 2B	.349
1962	Johnny Jones, OF	.439
1963	Mike Bohonak, OF	.349
1964	Stan Ayers, C	.316
1965	Rusty Adkins, OF	*.444
1966	Ellis Dantzler, 1B	.380
1967	Garry Helms, SS	.372
1968	Randy Bray, SS	.329
1969	Calvin Weeks, 2B/OF	.354
1970	Randy Bray, SS	.285
1971	Craig White, OF	.380
1972	Lin Hamilton, C	.318
1973	Craig White, OF	.336
1974	Lin Hamilton, C	.346
1975	Denny Walling, OF	*.421
1976	Steve Tucker, OF	.350
1977	Neil Simons, OF	.376
1978	Billy Weems, OF	.333
1979	Neil Simons, OF	.355
1980	Tim Teufel, 2B	.387
1981	Greg Guin, 1B	.387
1982	Jimmy Key, P/OF	.359
1983	Bob Paulling, 1B	.407
1984	Chuck Baldwin, 2B	.356
1985	Jim McCollom, 1B	.390
1986	Chuck Baldwin, 1B	.370
1987	Mark Biegert, OF	.356
1988	Jerry Brooks, 3B	.373
1989	Henry Threadgill, 2B	.329
1990	Brian Kowitz, OF	.403
1991	Billy McMillon, OF	*.391
1992	Kevin Northrup, OF	.382
1993	Billy McMillon, OF	.377
1994	Shane Monahan, OF	.415
1995	Shane Monahan, OF	.388
1996	Jason Embler, 1B	.357
1997	Gary Burnham, OF	.391
1998	Matt Padgett, OF	.376
1999	Patrick Boyd, OF	.390
2000	Khalil Greene, 3B	.364
2001	Casey Stone, OF	.376
2002	Khalil Greene, SS	*.470
2003	Brad McCann, 3B	.347
2004	Brad McCann, 3B	.379
2005	Brad Chalk, OF	.350
2006	Tyler Colvin, OF	.356
2007	Brad Chalk, OF	.366
2008	Mike Freeman, 2B	.332
2009	Ben Paulsen, 1B	.367
2010	Brad Miller, SS	.357
2011	Brad Miller, SS	*.395
2012	Richie Shaffer, 3B	.336
2013	Shane Kennedy, 3B	.317
2014	Tyler Krieger, SS	.338


### AT-BATS

Year	Player, Pos.	AB
1939	Ed Irick, 3B	67
1940	Francis Coakley, OF	64
1941	Dude Buchanan, 1B	68
1942	Herb Jessen, 1B	71
1943	Frank Gillespie, 1B	61
1944	No Team	

1945	Bull Cagle, OF	49
1946	Dewey Quinn, 3B	85
1947	Homer Coker, OF	122
1948	Ken Culberson, SS	120
1949	Ken Culberson, SS	110
1950	Ken Culberson, SS	137
1951	Dick Hendley, C	93
1952	Roy Coker, 2B	87
1953	Roy Coker, 2B	73
1954	Roy Coker, 2B	105
1955	Lonnie Shealy, 2B	70
1956	Bill Barnett, OF	76
1957	Butch Coker, C	74
1958	Bud Spiers, SS	130
1959	Ty Cline, OF/P	135
1960	Ty Cline, OF	89
	Dave Lynn, C	89
1961	Elmo Lam, SS	91
1962	Elmo Lam, SS	107
1963	Elmo Lam, SS	103
1964	Ben Marsella, 2B	117
1965	Rusty Adkins, OF	*126
1966	Rusty Adkins, 2B	121
1967	Rusty Adkins, 2B	*149
1968	Randy Bray, SS	*146
1969	Randy Bray, SS	*167
1970	Randy Bray, SS	144
1971	Calvin Weeks, SS	*160
1972	Kenny Bagwell, 2B	135
1973	Richard Haynes, 2B	*138
1974	Mike Pulaski, OF	*158
1975	Kurt Seibert, SS	*153
1976	Robert Bonnette, 3B	*207
1977	Robert Bonnette, SS	*216
1978	Tony Masone, OF	186
1979	Tony Masone, OF	*224
1980	Billy Weems, OF	229
1981	Mike Mahoney, OF	*222
1982	Frank Russ, 2B	*237
1983	Bob Paulling, 1B	199
1984	Brooks Shumake, OF	218
1985	Chuck Baldwin, SS	*252
1986	Chuck Baldwin, 1B	*289
1987	Steve Baucom, 3B	*268
1988	Jerry Brooks, 3B	*284
1989	Henry Threadgill, 2B	*283
1990	Brian Kowitz, OF	253
1991	Eric Macrina, DH	260
1992	Kevin Northrup, OF	249
1993	Keith Williams, OF	255
1994	<b>Shane Monahan, OF</b>	<b>*330</b>
1995	Shane Monahan, OF	*273
1996	Paul Galloway, 3B	252
1997	Jason Embler, 1B	*269
1998	Patrick Boyd, OF	241
1999	Khalil Greene, 3B	274
2000	Jeff Baker, SS	275
2001	Casey Stone, OF	274
2002	Khalil Greene, SS	285
2003	Brad McCann, 3B	251
2004	Brad McCann, 3B	253
	Lou Santangelo, C	253
2005	Taylor Harbin, 2B	274
2006	Tyler Colvin, OF	281
2007	Taylor Harbin, SS	253
2008	Wilson Boyd, OF	233
2009	Mike Freeman, 2B	268
2010	Mike Freeman, 2B	*299
2011	John Hinson, 3B	245
2012	Steve Wilkerson, 2B	258
2013	Steven Duggar, OF	250
2014	Tyler Slaton, OF	241

### RUNS

Year	Player, Pos.	R
1939	Teddy Boselli, SS	15
1940	Dude Buchanan, 1B	21
1941	Dude Buchanan, 1B	27
1942	Don Belk, OF	16
	Bob Berry, SS	16
1943	Homer Coker, OF	25
1944	No Team	
1945	H.H. Tyler, 2B	16
1946	June Pruitt, 1B	20
1947	Lynwood McMakin, 2B	39
1948	Ray Mathews, OF	23
1949	Ken Culberson, SS	33
1950	Fred Knoebel, OF	45
1951	Roby Crouch, 1B	29



BRAD McCANN LED THE TIGERS IN BATTING AVERAGE IN 2003 AND 2004.

1952	Roy Coker, 2B	26
1953	Roy Coker, 2B	17
1954	Doug Kingsmore, OF	*25
1955	Lonnie Shealy, 2B	13
1956	Don Shealy, OF/P	16
1957	Doug Hoffman, OF	11
1958	Larry Bagwell, 3B	*34
1959	Ty Cline, OF/P	*34
1960	Ty Cline, OF	26
1961	Elmo Lam, SS	27
1962	Johnny Jones, OF	28
1963	Johnny Jones, OF	22
	Nicky Lomax, OF	22
1964	Buddy Nixon, 1B	23
1965	Rusty Adkins, OF	*30
	Jack McCall, SS	*30
1966	Rusty Adkins, 2B	*39
1967	Rusty Adkins, 2B	*40
1968	Don Russell, 3B	26
1969	Don Russell, 3B	*43
1970	Don Russell, 3B	33
1971	Johnny Severs, OF	*37
1972	Kenny Bagwell, 2B	24
1973	Richard Haynes, 2B	*29
	Craig White, OF	*29
1974	Smiley Sanders, OF	*41
1975	Kurt Seibert, SS	*48
1976	Kurt Seibert, SS	*43
1977	Neil Simons, OF	50
1978	Steve Nilsson, 1B	*49
1979	Dave Buffamoyer, C	*66
1980	Billy Weems, OF	58
1981	Mike Mahoney, OF	54
1982	Mark Davidson, OF	*58
1983	Jim McCollom, C	50
1984	Brooks Shumake, OF	60
1985	Bert Heffernan, C	60
1986	Bill Spiers, SS	*73
1987	Bert Heffernan, C	68

1988	Bert Heffernan, C	*93
1989	Brian Kowitz, OF	61
1990	Brian Kowitz, OF	*87
1991	Jim Crowley, 2B	79
1992	Kevin Northrup, OF	67
1993	Billy McMillon, OF	64
1994	<b>Shane Monahan, OF</b>	<b>*^97</b>
1995	Shane Monahan, OF	*82
1996	Gary Burnham, OF	62
	Doug Livingston, 2B	62
1997	Gary Burnham, OF	83
1998	Patrick Boyd, OF	66
1999	Henri Stanley, OF	85
2000	Casey Stone, OF	65
2001	Jeff Baker, 3B	66
2002	Khalil Greene, SS	*^93
2003	Michael Johnson, 1B	54
	Russell Triplett, SS	54
2004	Brad McCann, 3B	64
2005	Taylor Harbin, 2B	64
2006	Brad Chalk, OF	67
2007	Marquez Smith, 3B	54
2008	Mike Freeman, 2B	46
	Ben Paulsen, 1B	46
2009	Mike Freeman, 2B	60
	Jeff Schaus, OF	60
2010	Kyle Parker, OF	85
2011	John Hinson, 3B	62
	Richie Shaffer, 1B	62
2012	Richie Shaffer, 3B	49
	Steve Wilkerson, 2B	49
2013	Shane Kennedy, 3B	47
2014	Tyler Krieger, SS	49

### HITS

Year	Player, Pos.	H
1939	Ed Irick, 3B	24
1940	Francis Coakley, OF	25
1941	Dude Buchanan, 1B	33
1942	Homer Coker, OF	24

1943	Homer Coker, OF	24
1944	No Team	
1945	J.A. Timmerman, SS	11
	H.H. Tyler, 2B	11
1946	Dewey Quinn, 3B	31
1947	Dewey Quinn, OF	38
1948	Jimmy Jones, 1B	37
1949	Ken Culberson, SS	39
1950	Doug Angley, OF	51
1951	Ray Mathews, OF	33
1952	Fred Knoebel, OF	30
1953	Wyman Morris, 3B	27
1954	Roy Coker, 2B	33
	Doug Kingsmore, OF	33
1955	Lonnie Shealy, 2B	25
1956	Don Shealy, OF/P	23
1957	Butch Coker, C	20
	Don Shealy, OF/P	20
1958	Bud Spiers, SS	42
1959	Ty Cline, OF/P	44
1960	Dave Lynn, C	32
1961	Pete Ayoub, 2B	29
	Elmo Lam, SS	29
1962	Johnny Jones, OF	36
1963	Johnny Jones, OF	33
1964	Ben Marsella, 2B	33
1965	Rusty Adkins, OF	*56
1966	Rusty Adkins, 2B	44
1967	Rusty Adkins, 2B	*50
1968	Randy Bray, SS	*48
1969	Calvin Weeks, 2B/OF	*57
1970	Randy Bray, SS	41
1971	Craig White, OF	*49
1972	Kenny Bagwell, 2B	40
1973	Craig White, OF	*44
1974	Mike Pulaski, OF	*48
1975	Denny Walling, OF	*59
1976	Steve Tucker, OF	*69
1977	Neil Simons, OF	*74
1978	Tony Masone, OF	61



# YEARLY LEADERS

1979	Tony Masone, OF	74
1980	Billy Weems, OF	75
1981	Greg Guin, 1B	*79
1982	Mark Davidson, OF	*75
1983	Bob Paulling, 1B	*81
1984	Jim McCollom, DH	71
1985	Jim McCollom, 1B	*98
1986	Chuck Baldwin, 1B	*107
1987	Steve Baucom, 3B	93
1988	Jerry Brooks, 3B	*106
1989	Henry Threadgill, 2B	*93
1990	Brian Kowitz, OF	*102
1991	Jim Crowley, 2B	*98
1992	Kevin Northrup, OF	*95
1993	Shane Monahan, 1B	*94
1994	<b>Shane Monahan, OF</b>	<b>*137</b>
1995	Shane Monahan, OF	*106
1996	Jason Emblar, 1B	85
1997	Gary Burnham, OF	104
1998	Matt Padgett, OF	88
1999	Khalil Greene, 3B	98
2000	Khalil Greene, 3B	98
2001	Casey Stone, OF	103
2002	Khalil Greene, SS	*134
2003	Brad McCann, 3B	87
2004	Brad McCann, 3B	96
2005	Taylor Harbin, 2B	94
2006	Tyler Colvin, OF	100
2007	Marquez Smith, 3B	84
2008	Wilson Boyd, OF	70
	Ben Paulsen, 1B	70
2009	Ben Paulsen, 1B	95
2010	Mike Freeman, 2B	99
2011	John Hinson, 3B	81
2012	Richie Shaffer, 3B	78
2013	Steven Duggar, OF	75
2014	Tyler Krieger, SS	74

## DOUBLES

Year	Player, Pos.	2B
1939	Ed Irick, 3B	6
1940	Francis Coakley, OF	4
1941	Dude Buchanan, 1B	5
1942	Bob Berry, SS	4
	Homer Coker, OF	4
1943	Homer Coker, OF	4
	Jay Good, 3B	4
1944	No Team	
1945	Bull Cagle, OF	3
1946	Dewey Quinn, OF	6
1947	Frank Gillespie, 1B	7
	Dewey Quinn, OF	7
1948	Jimmy Jones, 1B	7
1949	Luke Deanhardt, 1B	8
1950	Doug Angley, OF	9
1951	Gene Aughtry, 2B	8
1952	Jim Evans, SS	8
1953	Wyman Morris, 3B	9
1954	Roy Coker, 2B	5
1955	Roger Gaines, OF	6
1956	Bill Barnett, OF	5
1957	Don Shealy, OF/P	5
1958	Larry Bagwell, 3B	*8
	Fred DeBerry, 1B	*8
1959	Ty Cline, OF/P	*7
1960	Toby Bradshaw, 2B	7
1961	Elmo Lam, SS	6
1962	Gene Harbeson, C	7
1963	Pete Ayoub, 2B	8
1964	Buddy Nixon, 1B	7
1965	Rusty Adkins, OF	10
	Tony Jackson, 2B	10
1966	Jack McCall, SS	*12
1967	Ron Zupa, 1B	10
1968	Randy Bray, SS	*8
1969	Randy Bray, SS	9
	Craig White, OF	9
1970	Calvin Weeks, SS	7
1971	Craig White, OF	*11
1972	Kenny Bagwell, 2B	9
1973	Craig White, OF	*10
1974	Smiley Sanders, OF	11
1975	Steve Tucker, OF	*11
1976	Steve Tucker, OF	*16
1977	Bill Foley, C	*14
	Robert Bonnette, SS	*14
1978	Tony Masone, OF	*18
1979	Robert Bonnette, 3B	14
	Tim Teufel, 2B	14

## TRIPLES

Year	Player, Pos.	3B
1939	Frank Horton, 2B	3
1940	Joe Blalock, OF	3
	Dude Buchanan, 1B	3
1941	Dude Buchanan, 1B	4
1942	Don Belk, OF	3
1943	Leo Fisher, 2B	2
	J.C. Herring, OF	2
1944	No Team	
1945	Bull Cagle, OF	1
	H.N. Lindsay, C/OF	1
	H.H. Tyler, 2B	1
1946	Dewey Quinn, 3B	5
1947	Homer Coker, OF	2
	Frank Gillespie, 1B	2
	Dewey Quinn, OF	2
1948	Luke Deanhardt, 1B	3
	Gene Moore, C	3
1949	Gene Aughtry, 2B	2
	Tom Castles, OF	2
	H.S. Joyce, P	2
	Gene Moore, C	2
1950	Doug Angley, OF	4
1951	Dick Hendley, C	3
	Fred Knoebel, OF	3
1952	Roy Coker, 2B	1
	Roger Gaines, OF	1
	Fred Knoebel, OF	1
	Joe Murray, 1B	1
	Billy O'Dell, P	1
1953	Roy Coker, 2B	2
	Wyman Morris, 3B	2
1954	Roy Coker, 2B	4
1955	Bill Barnett, OF	3
1956	Bill Barnett, OF	3
1957	Carol Brown, OF	1
	Butch Coker, C	1
	Doug Hoffman, OF	1
	Don Shealy, OF/P	1
	Larry Wilson, 1B	1
1958	Bud Spiers, SS	3
1959	Doug Hoffman, OF	*5
1960	Ty Cline, OF	*5
1961	Elmo Lam, SS	3
1962	Johnny Jones, OF	2
	Buddy Nixon, 1B	2
1963	Dave Ellisor, 3B	*4
1964	Buddy Nixon, 1B	*4
1965	Rusty Adkins, OF	4
	George Sutton, OF	4


1966	Rusty Adkins, 2B	*6
1967	Rusty Adkins, 2B	*17
1968	Don Russell, 3B	*5
	Keith Waters, OF	*5
1969	Don Russell, 3B	*8
1970	Eddie Dixon, 1B	*5
	Don Russell, 3B	*5
	Johnny Severs, OF	*5
	Craig White, OF	*5
1971	Johnny Severs, OF	*6
	Dave Van Volkenburg, 1B/P	*6
1972	Dave Van Volkenburg, 1B/P	3
1973	Craig White, OF	*3
1974	Lin Hamilton, C	*4
1975	Dave Caldwell, OF	*4
1976	Dave Caldwell, OF	*8
1977	Neil Simons, OF	*6
1978	Tony Masone, OF	4
	Billy Weems, OF	4
1979	Dave Buffamoyer, C	4
1980	Neil Simons, OF	4
	Billy Weems, OF	4
1981	Scott Powers, SS	4
1982	Ricky Hester, OF	*5
1983	Dave Lemaster, OF	4
	Jim McCollom, C	4
1984	Scott Powers, SS	4
1985	Jim McCollom, 1B	4
	Steve Williams, C	4
1986	Steve Baucom, 3B	6
1987	<b>Bill Spiers, SS</b>	<b>*11</b>
1988	Bert Heffernan, C	6
1989	Henry Threadgill, 2B	*6
1990	Brian Kowitz, OF	*6
	Jeff Miller, INF	*6
1991	Kevin Northrup, OF	*9
1992	Shawn Satterfield, OF	*8
1993	Shane Monahan, 1B	7
1994	Shane Monahan, OF	9
1995	David Miller, 1B	*10
1996	Jerome Robinson, OF	6
1997	Nathan Broome, OF	2
	Gary Burnham, OF	2

	Brian Holstad, 2B	2
	Henri Stanley, OF	2
1998	Jason Harris, 1B	2
	Peter Nystrom, OF	2
	Doug Roper, SS	2
	Justin Singleton, 3B	2
1999	Kurt Bultmann, 2B	2
	Henri Stanley, OF	2
2000	Ryan Riley, 2B	*7
2001	Jeff Baker, 3B	2
	Chad Coder, OF	2
	Casey Stone, OF	2
2002	L.J. DeMaino, OF	5
2003	Herman Demmink, 2B	1
	Garrick Evans, OF	1
	Ryan Hub, OF	1
	Brad McCann, 3B	1
	Steve Pyzik, C	1
2004	Tony Sipp, OF	4
2005	Taylor Harbin, 2B	4
2006	Tyler Colvin, OF	5
2007	Addison Johnson, OF	5
2008	Doug Hogan, C	3
2009	Mike Freeman, 2B	5
2010	Brad Miller, SS	4
2011	Will Lamb, OF	4
2012	Thomas Brittle, OF	*8
2013	Shane Kennedy, 3B	4
2014	Steven Duggar, OF	3
	Tyler Slaton, OF	3

## HOME RUNS

Year	Player, Pos.	HR
1939	George Brodie, OF	4
1940	Dude Buchanan, 1B	3
1941	Joe Blalock, OF	3
	Dude Buchanan, 1B	3
	Pop Locklair, OF	3
	Ace Parker, C	3
1942	Don Belk, OF	3
1943	Hank Sullivan, C	4
1944	No Team	
1945	Bull Cagle, OF	2

1946	Charlie Mimms, 3B/OF	2
1947	Lynwood McMakin, 2B	3
	Dewey Quinn, OF	3
	Hale Sheard, 3B	3
1948	Frank Gillespie, 3B	5
1949	Frank Gillespie, 3B	9
1950	Ken Culberson, SS	6
	Fred Knoebel, OF	6
	Ray Mathews, OF	6
1951	Ray Mathews, OF	5
1952	Fred Knoebel, OF	7
1953	Bill Barnett, OF	4
1954	Doug Kingsmore, OF	*10
1955	Bill Barnett, OF	2
	Charlie Blackston, SS	2
	Jim O'Quinn, OF	2
	Dick Swetenburg, 1B	2
1956	Bill Barnett, OF	4
1957	Bud Spiers, SS	3
1958	Bud Spiers, SS	4
1959	Doug Hoffman, OF	*4
1960	Dave Lynn, C	*8
1961	Dave Lynn, C	*6
1962	Nicky Lomax, OF	6
	Buddy Nixon, 1B	6
1963	Johnny Jones, OF	6
1964	Ben Marsella, 2B	6
	George Sutton, OF	6
1965	Jack McCall, SS	8
1966	George Sutton, OF	*11
1967	Rusty Adkins, 2B	*6
1968	Randy Bray, SS	4
	Don Russell, 3B	4
	Ron Zupa, 1B	4
1969	Craig White, OF	*8
1970	Craig White, OF	7
1971	Craig White, OF	4
1972	Smiley Sanders, OF	6
1973	Craig White, OF	*8
1974	Smiley Sanders, OF	*8
1975	Denny Walling, OF	*13
1976	Dave Caldwell, OF	*9
	Bill Foley, C	*9



DOUG KINGSMORE WAS THE FIRST TIGER TO HIT DOUBLE-DIGIT HOME RUNS WHEN HE TOTALED 10 LONG BALLS IN 1954.

# YEARLY LEADERS

1977	Bill Foley, C	*14
1978	Bill Schroeder, C	10
1979	Tony Masone, OF	13
	Neil Simons, OF	13
	Tim Teufel, 2B	13
1980	Tim Teufel, 2B	*11
1981	Craig Roberson, 3B	12
1982	Jim McCollom, OF/1B	11
1983	Bob Paulling, 1B	10
1984	Jim McCollom, DH	11
1985	Jim McCollom, 1B	21
1986	Chuck Baldwin, 1B	16
	Ray Williams, OF	16
1987	Chuck Baldwin, 1B	9
	Steve Baucom, 3B	9
	Mike Milchin, 1B	9
1988	Mike Couture, 1B	17
1989	Mike Couture, C	10
	Jim Crowley, 3B	10
1990	Eric Macrina, DH	18
1991	Eric Macrina, DH	*24
1992	Keith Williams, OF	13
1993	Keith Williams, OF	19
1994	Mike Hampton, 3B	11
	Shane Monahan, OF	11
1995	Matthew LeCroy, C	15
1996	Matthew LeCroy, C	14
1997	Matthew LeCroy, C	24
1998	Matt Padgett, OF	14
1999	Patrick Boyd, OF	17
2000	Jeff Baker, SS	11
2001	Jeff Baker, 3B	23
2002	<b>Khalil Greene, SS</b>	<b>*27</b>
2003	Michael Johnson, 1B	12
2004	Lou Santangelo, C	18
2005	Kris Harvey, DH	*25
2006	Andy D'Alessio, 1B	*23
2007	Andy D'Alessio, 1B	17
2008	Kyle Parker, OF/INF	14
2009	Ben Paulsen, 1B	13
	Jeff Schaus, OF	13
2010	Kyle Parker, OF	20
2011	Richie Shaffer, 1B	13
2012	Richie Shaffer, 3B	10
2013	Garrett Boulware, C	8
2014	Steve Wilkerson, 2B	6

## RBIs

Year	Player, Pos.	RBIs
1939	George Brodie, OF	9
1940	Francis Coakley, OF	12
1941	Dude Buchanan, 1B	24
1942	Don Belk, OF	18
1943	Frank Gillespie, 1B	16
	Hank Sullivan, C	16
1944	No Team	
1945	Bull Cagle, OF	5
1946	Dewey Quinn, 3B	15
1947	Dewey Quinn, OF	24
	Jack McCall, SS	25
1948	Jimmy Jones, 1B	19
1949	Frank Gillespie, 3B	33
1950	Ken Culbertson, SS	36
1951	Dick Hendley, C	25
1952	Fred Knoebel, OF	29
1953	Wyman Morris, 3B	19
1954	Doug Kingsmore, OF	27
1955	Jim O'Quinn, C	13
1956	Bill Barnett, OF	19
1957	Don Shealy, OF/P	13
1958	Bud Spiers, SS	*34
1959	Larry Bagwell, 3B	*27
1960	Dave Lynn, C	*31
1961	Dave Lynn, C	21
1962	Buddy Nixon, 1B	30
1963	Johnny Jones, OF	22
1964	Ben Marsella, 2B	29
1965	Rusty Adkins, OF	25
1966	George Sutton, OF	*39
1967	Rusty Adkins, 2B	*24
1968	Randy Bray, SS	23
1969	Craig White, OF	*40
1970	Craig White, OF	28
1971	Craig White, OF	28
1972	Smiley Sanders, OF	21
1973	Craig White, OF	*31
1974	Smiley Sanders, OF	*30
1975	Denny Walling, OF	*^60
1976	Dave Caldwell, OF	*49

1977	Robert Bonnette, SS	*51
	Bill Foley, C	*51
1978	Tony Masone, OF	*49
1979	Tony Masone, OF	*61
1980	Tim Teufel, 2B	*66
1981	Craig Roberson, 3B	57
1982	Mark Davidson, OF	50
1983	Bob Paulling, 1B	55
1984	Jim McCollom, DH	54
1985	Jim McCollom, 1B	76
1986	Chuck Baldwin, 1B	73
1987	Steve Baucom, 3B	69
1988	Jerry Brooks, 3B	80
1989	Jim Crowley, 3B	60
1990	Joe DeBerry, 1B	70
1991	Eric Macrina, DH	84
1992	Keith Williams, OF	68
1993	Keith Williams, OF	79
1994	Mike Hampton, 3B	70
1995	David Miller, 1B	78
1996	Jason Embler, 1B	57
	Matthew LeCroy, C	57
1997	Gary Burnham, OF	82
1998	Patrick Boyd, OF	59
	Jason Harris, 1B	59
1999	Kurt Bultmann, 2B	72
2000	Jeff Baker, SS	64
	Khalil Greene, 3B	64
2001	Jeff Baker, 3B	75
2002	<b>Khalil Greene, SS</b>	<b>91</b>
2003	Brad McCann, 3B	67
2004	Brad McCann, 3B	65
2005	Kris Harvey, DH	70
2006	Andy D'Alessio, 1B	*85
2007	Taylor Harbin, SS	62
2008	Doug Hogan, C	51
2009	Ben Paulsen, 1B	61
2010	Jeff Schaus, OF	*87
2011	Richie Shaffer, 1B	55
2012	Phil Pohl, DH	58
2013	Garrett Boulware, C	45
2014	Steve Wilkerson, 2B	42

## TOTAL BASES

Year	Player, Pos.	TB
1939	Ed Irick, 3B	37
1940	Dude Buchanan, 1B	38

1941	Dude Buchanan, 1B	55
1942	Don Belk, OF	38
1943	Homer Coker, OF	39
	Hank Sullivan, C	39
1944	No Team	
1945	Bull Cagle, OF	21
1946	Dewey Quinn, 3B	50
1947	Dewey Quinn, OF	58
1948	Gene Moore, C	48
1949	Frank Gillespie, 3B	66
1950	Doug Anglely, OF	77
1951	Ray Mathews, OF	52
1952	Fred Knoebel, OF	59
1953	Wyman Morris, 3B	46
1954	Doug Kingsmore, OF	66
1955	Bill Barnett, OF	36
1956	Bill Barnett, OF	44
1957	Don Shealy, OF/P	27
	Bud Spiers, SS	27
1958	Bud Spiers, SS	65
1959	Ty Cline, OF/P	60
1960	Dave Lynn, C	63
1961	Dave Lynn, C	46
1962	Johnny Jones, OF	60
1963	Johnny Jones, OF	57
1964	Ben Marsella, 2B	62
1965	Rusty Adkins, OF	83
1966	Rusty Adkins, 2B	67
	George Sutton, OF	67
1967	Rusty Adkins, 2B	89
1968	Randy Bray, SS	68
1969	Don Russell, 3B	90
	Craig White, OF	90
1970	Craig White, OF	77
1971	Craig White, OF	74
1972	Richard Haynes, 2B	55
1973	Craig White, OF	84
1974	Smiley Sanders, OF	78
1975	Denny Walling, OF	113
1976	Dave Caldwell, OF	119
1977	Bill Foley, C	124
1978	Tony Masone, OF	111
1979	Tony Masone, OF	129
1980	Billy Weems, OF	117
1981	Craig Roberson, 3B	126
1982	Mark Davidson, OF	119
1983	Bob Paulling, 1B	121

1984	Jim McCollom, DH	121
1985	Jim McCollom, 1B	*188
1986	Chuck Baldwin, 1B	180
1987	Steve Baucom, 3B	143
1988	Jerry Brooks, 3B	179
1989	Henry Threadgill, 2B	135
1990	Brian Kowitz, OF	145
1991	Eric Macrina, DH	*179
1992	Kevin Northrup, OF	149
1993	Keith Williams, OF	176
1994	Shane Monahan, OF	211
1995	Shane Monahan, OF	*174
1996	Matthew LeCroy, C	137
1997	Gary Burnham, OF	176
1998	Matt Padgett, OF	146
1999	Patrick Boyd, OF	171
2000	Khalil Greene, 3B	143
2001	Jeff Baker, 3B	172
2002	<b>Khalil Greene, SS</b>	<b>*250</b>
2003	Brad McCann, 3B	137
2004	Brad McCann, 3B	164
2005	Kris Harvey, DH	171
2006	Tyler Colvin, OF	171
2007	Doug Hogan, C	142
2008	Ben Paulsen, 1B	129
2009	Ben Paulsen, 1B	160
2010	Kyle Parker, OF	162
2011	Richie Shaffer, 1B	128
2012	Richie Shaffer, 3B	133
2013	Garrett Boulware, C	108
2014	Steve Wilkerson, 2B	103


## SLUGGING PERCENTAGE

Year	Player, Pos.	Slg %
1939	George Brodie, OF	.615
1940	Dude Buchanan, 1B	.691
1941	Dude Buchanan, 1B	.809
1942	Don Belk, OF	.594
1943	Homer Coker, OF	.750
1944	No Team	
1945	Bull Cagle, OF	.429
1946	Dewey Quinn, 3B	.588
1947	Dewey Quinn, OF	.512
1948	Frank Gillespie, 3B	.648
1949	Frank Gillespie, 3B	.641
1950	Doug Anglely, OF	.597
1951	Ray Mathews, OF	.591

1952	Fred Knoebel, OF	.720
1953	Wyman Morris, 3B	.703
1954	Doug Kingsmore, OF	.742
1955	Bill Barnett, OF	.581
1956	Bill Barnett, OF	.579
1957	Don Shealy, OF/P	.422
1958	Bud Spiers, SS	.500
1959	Doug Hoffman, OF	.552
1960	Dave Lynn, C	.708
1961	Dave Lynn, C	.639
1962	Joey Taylor, OF	.766
1963	Johnny Jones, OF	.570
1964	George Sutton, OF	.576
1965	Jack McCall, SS	.670
1966	George Sutton, OF	.632
1967	Rusty Adkins, 2B	.597
1968	Randy Bray, SS	.466
1969	Craig White, OF	.577
1970	Craig White, OF	.538
1971	Craig White, OF	.574
1972	Richard Haynes, 2B	.505
1973	Craig White, OF	.641
1974	Steve Tucker, OF	.541
1975	Denny Walling, OF	.807
1976	Dave Caldwell, OF	.607
1977	Bill Foley, C	.611
1978	Tony Masone, OF	.597
1979	Tim Teufel, 2B	.650
1980	Tim Teufel, 2B	.690
1981	Craig Roberson, 3B	.581
1982	Dave Lemaster, C/OF	.582
1983	Jim McCollom, C	.611
1984	Jim McCollom, DH	.596
1985	Jim McCollom, 1B	.749
1986	Chuck Baldwin, 1B	.623
1987	Chuck Baldwin, 1B	.565
1988	Mike Couture, OF	.647
1989	Jim Crowley, 3B	.509
1990	Eric Macrina, DH	.693
1991	Billy McMillon, OF	.708
1992	Billy McMillon, 1B	.602
1993	Keith Williams, OF	.690
1994	Shane Monahan, OF	.639
1995	Shane Monahan, OF	.637
1996	Jason Embler, 1B	.563
1997	Matthew LeCroy, C	.722
1998	Matt Padgett, OF	.624
1999	Patrick Boyd, OF	.695
2000	Khalil Greene, 3B	.532
2001	Jeff Baker, 3B	.738
2002	<b>Khalil Greene, SS</b>	<b>*.877</b>
2003	Michael Johnson, 1B	.576
2004	Brad McCann, 3B	.648
2005	Kris Harvey, DH	.687
2006	Andy D'Alessio, 1B	.648
2007	Andy D'Alessio, 1B	.634
2008	Ben Paulsen, 1B	.571
2009	Ben Paulsen, 1B	.618
2010	Kyle Parker, OF	.656
2011	Richie Shaffer, 1B	.577
2012	Richie Shaffer, 3B	.573
2013	Garrett Boulware, C	.476
2014	Steve Wilkerson, 2B	.502

## WALKS


Year	Player, Pos.	BB
1942	Winston Holliday, P	12
1943	Unavailable	
1944	No Team	
1945	H.H. Tyler, 2B	14
1946	June Pruitt, 1B	27
1947	Lynwood McMakin, 2B	30
1948	Leo Fisher, 2B	14
1949	Unavailable	
1950	Unavailable	
1951	Roby Crouch, 1B	20
1952	Joe Murray, 1B	17
1953	Doug Kingsmore, OF	10
1954	Dick Swetenburg, 1B	22
1955	Jim O'Quinn, C	9
1956	Unavailable	
1957	Doug Hoffman, OF	17
1958	Bailey Hendley, OF/P	24
1959	Doug Hoffman, OF	33
1960	Bailey Hendley, OF/P	18
1961	Dave Lynn, C	22
1962	Johnny Jones, OF	21
1963	Johnny Jones, OF	19
1964	Jack McCall, SS	20



BEN PAULSEN LED THE TIGERS IN SLUGGING PERCENTAGE IN 2008 AND 2009.



# YEARLY LEADERS



JEROME SANTIVASCHI  
LED CLEMSON IN ERA  
IN 1988 AND 1989.

1965	George Sutton, OF	22
1966	Jack McCall, SS	27
1967	Rusty Adkins, 2B	27
1968	Don Russell, 3B	30
1969	Don Russell, 3B	42
1970	Don Russell, 3B	35
1971	Johnny Severs, OF	44
1972	Dave Van Volkenburg, 1B/P	27
1973	Smiley Sanders, OF	23
1974	Lin Hamilton, C	32
1975	Kurt Seibert, SS	39
1976	Kurt Seibert, SS	50
1977	Steve Nilsson, 1B	45
1978	Steve Nilsson, 1B	47
1979	Neil Simons, OF	49
1980	Neil Simons, OF	51
1981	Glenn Gallagher, OF	34
1982	Craig Roberson, 3B	48
1983	Frank Russ, 2B	36
1984	Brooks Shumake, OF	42
1985	Bert Heffernan, C	45
1986	Bert Heffernan, C	55
1987	Bert Heffernan, C	45
1988	Bert Heffernan, C	*62
1989	Mike Couture, C	55
1990	Brian Kowitz, OF	44
1991	Todd Stefan, SS	45
1992	Kevin Northrup, OF	51
1993	Billy McMillon, OF	47
1994	Mike Hampton, 3B	47
1995	Gary Burnham, OF	46
1996	Gary Burnham, OF	61
1997	Matthew LeCroy, C	53
1998	Patrick Boyd, OF	44
1999	Jason Harris, 1B	64
	Henri Stanley, OF	64
2000	Patrick Boyd, OF	44
2001	Michael Johnson, 1B	43
2002	Michael Johnson, 1B	50
2003	Michael Johnson, 1B	*63
2004	Brad Chalk, 3B	36
2005	Brad Chalk, OF	34
2006	Brad Chalk, OF	41
2007	Andy D'Alessio, 1B	33
2008	Jeff Schaus, OF	33
2009	Brad Miller, SS	53

2010	Kyle Parker, OF	56
2011	Richie Shaffer, 1B	44
2012	Richie Shaffer, 3B	63
2013	Shane Kennedy, 3B	37
2014	Tyler Slaton, OF	42

Year	Player, Pos.	SB
1939	Teddy Boselli, SS	4
1940	Ace Parker, C	4
1941	Joe Blalock, OF	7
1942	Joe Blalock, OF	10
1943	Homer Coker, C	8
	Hank Sullivan, C	8
1944	No Team	
1945	H.H. Tyler, 2B	6
1946	J.M. Looper, OF	4
	Sanford Quinn, OF	4
1947	Lynwood McMakin, 2B	6
	Dan Stroud, OF	6
1948	J.R. Brown, OF	10
	Ray Mathews, OF	10
1949	Frank Gillespie, 3B	5
1950	Fred Knoebel, OF	26
1951	Roby Crouch, 1B	14
1952	Billy O'Dell, P	3
1953	Bill Barnett, OF	6
1954	Wyman Morris, 3B	10
1955	Bill Barnett, OF	2
	Charlie Blackston, SS	2
	Jim Coleman, OF	2
1956	Bill Barnett, OF	4
1957	Doug Hoffman, OF	2
	Don Shealy, OF/P	2
1958	Larry Bagwell, 3B	4
	Doug Hoffman, OF	4
1959	Doug Hoffman, OF	11
1960	Ty Cline, OF	12
1961	Harry Pavilack, 3B	3
1962	Dave Ellis, 3B	9
1963	Dave Ellis, 3B	9
1964	Jack McCall, SS	3
1965	Rusty Adkins, OF	12
1966	Rusty Adkins, 2B	9
1967	Rusty Adkins, 2B	*17
1968	Keith Waters, OF	12

## STOLEN BASES

1969	Johnny Severs, OF	10
1970	Don Russell, 3B	9
	Johnny Severs, OF	9
1971	Johnny Severs, OF	17
1972	Charlie Ing, OF	7
1973	John Adeimy, SS	3
	Richard Haynes, 2B	3
	Craig White, OF	3
1974	Lin Hamilton, C	4
	Charlie Ing, OF	4
	Mike Mahoney, OF	4
	Kurt Seibert, SS	4
1975	Billy Wingo, 2B	*22
1976	Kurt Seibert, SS	*13
1977	Steve Nilsson, 1B	*15
1978	Billy Weems, OF	*26
1979	Dave Buffamoyer, C	21
1980	Billy Weems, OF	*30
1981	Mike Mahoney, OF	12
1982	Brooks Shumake, OF/3B	21
1983	Brooks Shumake, SS	30
1984	Brooks Shumake, OF	20
1985	Ray Williams, OF	16
1986	Bill Spiers, SS	35
1987	Ray Williams, OF	24
1988	Randy Mazey, OF	34
1989	Henry Threadgill, 2B	*47
1990	Brian Kowitz, OF	*34
1991	Kevin Northrup, OF	21
1992	Kevin Northrup, OF	*47
1993	Shane Monahan, 1B	17
1994	Mike Hampton, 3B	*39
1995	David Miller, 1B	27
1996	Doug Livingston, 2B	24
1997	Brian Holstad, 2B	11
1998	Brian Holstad, 3B	15
	Doug Roper, SS	15
1999	Henri Stanley, OF	27
2000	Casey Stone, OF	25
2001	Casey Stone, OF	25
2002	Jeff Baker, 3B	17
	Khalil Greene, SS	17
2003	Garrick Evans, OF	8
2004	Tony Sipp, OF	20
2005	Tyler Colvin, OF	12
2006	Tyler Colvin, OF	23

2007	Taylor Harbin, SS	14
2008	Stan Widmann, SS	14
2009	Brad Miller, SS	16
2010	John Hinson, 3B	25
2011	John Hinson, 3B	23
2012	Thomas Brittle, OF	15
2013	Shane Kennedy, 3B	22
2014	Steven Duggar, OF	25

## PITCHING

ERA		
Year	Player (Throws)	ERA
1953	Billy O'Dell (L)	1.36
1954	Billy O'Dell (L)	0.79
1955	Unavailable	
1956	Johnny Drake (R)	2.56
1957	Harold Stowe (L)	3.58
1958	Harold Stowe (L)	2.34
1959	Harold Stowe (L)	1.57
1960	Jimmy Roller (R)	2.76
1961	Gene Harbeson (R)	3.31
1962	Tommy Lyon (L)	3.62
1963	Greg Casey (R)	2.66
1964	Bob Lowell (R)	2.41
1965	Tommy Chapman (L)	1.80
1966	Charlie Watson (R)	3.43
1967	Bill Parmer (R)	1.14
1968	John Curtis (L)	1.80
1969	Jay Bevis (R)	*1.59
1970	Jay Bevis (R)	1.12
1971	Rusty Gerhardt (L)	2.17
1972	Rusty Gerhardt (L)	2.22
1973	Steve Cline (R)	2.12
1974	Steve Cline (R)	1.84
1975	Randy Quintrell (L)	1.50
1976	Ron Musselman (R)	2.11
1977	Brian Snyder (L)	*1.19
1978	Tommy Qualters (L)	*0.79
1979	Mike Sullivan (R)	*1.98
1980	Bill Duke (R)	*2.24
1981	Jeff Gilbert (R)	3.25
1982	Jimmy Key (L)	2.79
1983	Jeff Gilbert (R)	2.25
1984	Scott Parrish (R)	2.20
1985	George Stone (R)	3.89
1986	Oliver Whitaker (L)	3.12
1987	Alan Botkin (L)	2.54
1988	Jerome Santivaschi (R)	1.98
1989	Jerome Santivaschi (R)	1.36
1990	Tim Parker (R)	2.97
1991	Jason Angel (R)	*2.33
1992	Mike Holtz (L)	1.26
1993	Scott Winchester (R)	2.61
1994	Mike Holtz (L)	1.66
1995	Scott Winchester (R)	0.59
1996	Kris Benson (R)	*2.02
1997	Ryan Mottl (R)	4.73
1998	Scott Clackum (R)	1.11
1999	Chris Heck (L)	2.23
2000	Nick Glaser (R)	2.45
2001	Steve Reba (R)	2.58
2002	Matt Henrie (R)	3.12
2003	Jason Berken (R)	3.19
2004	Jason Berken (R)	2.53
2005	Stephen Faris (R)	2.60
2006	Stephen Faris (R)	2.36
2007	Stephen Clyne (R)	2.58
2008	Matt Vaughn (R)	3.15
2009	Tomas Cruz (R)	3.33
2010	Alex Frederick (R)	3.75
2011	David Haselden (R)	2.23
2012	Scott Firth (R)	2.09
2013	Matthew Crownover (L)	2.19
2014	Daniel Gossett (R)	1.93

## WINS


Year	Player (Throws)	W
1952	Billy O'Dell (L)	5
1953	Billy O'Dell (L)	6
1954	Billy O'Dell (L)	*8
1955	Leonard Humphries (R)	3
1956	Johnny Drake (R)	4
1957	Harold Stowe (L)	3
1958	Harold Stowe (L)	*^14
1959	Harold Stowe (L)	7
1960	Jimmy Roller (R)	5
1961	Damon Vincent (R)	5

1962	Tommy Lyon (L)	*7
1963	Greg Casey (R)	4
1964	Tommy Chapman (L)	6
1965	Bill Parmer (R)	5
	Charlie Watson (R)	5
1966	Charlie Watson (R)	6
1967	Bill Parmer (R)	*9
1968	Nelson Gibson (R)	7
1969	Dave Van Volkenburg (L)	9
1970	Rusty Gerhardt (L)	*9
1971	Rusty Gerhardt (L)	*11
1972	Rusty Gerhardt (L)	7
1973	Steve Cline (R)	*7
1974	Steve Cline (R)	*9
1975	Chuck Porter (R)	*8
1976	Chuck Porter (R)	*12
1977	Ron Musselman (R)	*12
1978	Mike Brown (R)	9
1979	Mike Sullivan (R)	*10
1980	Mike Brown (R)	9
1981	Jeff Gilbert (R)	8
	Scott Parrish (R)	8
1982	Jeff Gilbert (R)	*9
	Jimmy Key (L)	*9
1983	Scott Parrish (R)	6
	Tim Rice (L)	6
1984	Scott Parrish (R)	7
	John Pawlowski (R)	7
	George Stone (R)	7
1985	John Pawlowski (R)	9
	George Stone (R)	9
1986	Bill Steele (R)	9
1987	Brian Barnes (L)	*12
1988	Brian Barnes (L)	*13
1989	Brian Barnes (L)	*16
1990	Dave Tripp (R)	8
1991	Jason Angel (R)	*14
1992	Scott Miller (R)	11
1993	Chad Phillips (L)	12
1994	Andy Taulbee (R)	12
1995	Jason Dawsey (L)	11
1996	Kris Benson (R)	14
1997	Ryan Mottl (R)	10
1998	Ryan Mottl (R)	9
1999	Matt Addison (R)	6
	Thomas Boozer (L)	6
	Chris Heck (L)	6
	Mike Paradis (R)	6
2000	Ryan Mottl (R)	10
2001	Steve Reba (R)	12
2002	Matt Henrie (R)	13
	Steve Reba (R)	13
2003	Tyler Lumsden (L)	8
2004	Kris Harvey (R)	6
2005	Josh Cribb (R)	8
	Robert Rohrbach (L)	8
2006	Jason Berken (R)	9
	Josh Cribb (R)	9
	Stephen Faris (R)	9
2007	Alan Farina (R)	6
	Ryan Hinson (L)	6
	David Kopp (R)	6
2008	D.J. Mitchell (R)	6
	Graham Stoneburner (R)	6
2009	Casey Harman (L)	7
	Graham Stoneburner (R)	7
2010	Scott Weismann (R)	9
2011	Justin Sarraatt (R)	7
2012	Dominic Leone (R)	7
	Kevin Pohle (R)	7
2013	Daniel Gossett (R)	10
2014	Matthew Crownover (L)	8

## APPEARANCES

Year	Player (Throws)	App.
1952	Billy O'Dell (L)	10
1953	Billy O'Dell (L)	11
1954	Billy O'Dell (L)	14
1955	Leonard Humphries (R)	7
1956	Leonard Humphries (R)	9
1957	Harold Stowe (L)	9
1958	Harold Stowe (L)	*^21
1959	Harold Stowe (L)	19
1960	Jimmy Roller (R)	14
1961	Gene Harbeson (R)	12
1962	Tommy Lyon (L)	13
1963	Tommy Lyon (L)	14
1964	Tommy Chapman (L)	12
1965	Charlie Watson (R)	14

# YEARLY LEADERS



BILLY O'DELL TOTALED 19 COMPLETE GAMES FROM 1952-54 WHEN HE LED THE TIGERS IN THAT CATEGORY ALL THREE SEASONS.

1966	Charlie Watson (R)	15
1967	Pete Myers (R)	16
1968	Tom Hudgins (R)	13
1969	Jay Bevis (R)	16
1970	Jay Bevis (R)	20
1971	Jay Bevis (R)	16
	Rusty Gerhardt (L)	16
1972	Jay Bevis (R)	17
1973	Jimmy Baker (R)	18
1974	Larry Meekins (R)	18
1975	Larry Meekins (R)	14
	Chuck Porter (R)	14
1976	Chuck Porter (R)	15
	Randy Quintrell (L)	15
1977	Ron Musselman (R)	17
1978	Dave Woessner (R)	20
1979	Mike Sullivan (R)	17
1980	Billy Trapp (R)	28
1981	Jimmy Key (L)	18
1982	Lee Wiles (R)	22
1983	Lynn Martin (R)	24
1984	John Pawlowski (R)	22
1985	John Burnett (L)	*22
1986	Mike Huggins (R)	22
1987	Phillip Lowery (R)	23
1988	Brian Barnes (L)	22
	Mike Milchin (L)	22
	Jerome Santivasci (R)	22
1989	Jerome Santivasci (R)	27
1990	Ron Frazier (R)	24
1991	Eric Bradford (R)	25
1992	Aaron Jersild (L)	32
1993	Andy Taulbee (R)	30
1994	Scott Winchester (R)	28
1995	Scott Winchester (R)	33
1996	David Shepard (R)	27
1997	Matt Additon (R)	24
	Scott Clackum (R)	24
1998	Scott Clackum (R)	23
1999	Matt Additon (R)	26
2000	Nick Glaser (R)	33
2001	Josh Cram (R)	28
2002	Tyler Lumsden (L)	27
2003	Robert Rohrbaugh (L)	26
2004	Patrick Hogan (R)	24
2005	Jeff Hahn (R)	25
2006	Daniel Moskos (L)	33

2007	Stephen Clyne (R)	31
2008	Matt Vaughn (R)	30
2009	Ryan Hinson (L)	28
2010	Alex Frederick (R)	33
2011	Alex Frederick (R)	27
2012	Scott Firth (R)	24
	Jonathan Meyer (R)	24
2013	Matt Campbell (R)	24
	Kyle Schnell (R)	24
2014	Drew Moyer (R)	28

STARTS		
Year	Player (Throws)	Starts
1952	Billy O'Dell (L)	7
1953	Billy O'Dell (L)	8
1954	Billy O'Dell (L)	11
1955	Leonard Humphries (R)	6
1956	Leonard Humphries (R)	7
1957	Harold Stowe (L)	7
1958	Harold Stowe (L)	15
1959	Harold Stowe (L)	9
1960	Dave Sprouse (R)	7
1961	Damon Vincent (R)	10
1962	Tommy Lyon (L)	9
	Dave Olson (R)	9
1963	Damon Vincent (R)	6
1964	Tommy Chapman (L)	11
1965	Tommy Chapman (L)	11
1966	Bill Parmer (R)	9
1967	Bill Parmer (R)	10
1968	Tom Hudgins (R)	10
1969	Rusty Gerhardt (L)	15
1970	Rusty Gerhardt (L)	14
1971	Rusty Gerhardt (L)	14
1972	Rusty Gerhardt (L)	12
1973	Steve Cline (R)	9
1974	Steve Cline (R)	13
1975	Chuck Porter (R)	13
1976	Ron Musselman (R)	14
	Chuck Porter (R)	14
1977	Ron Musselman (R)	15
1978	Mike Sullivan (R)	13
1979	Brian Snyder (L)	14
1980	Mike Brown (R)	15
1981	Jimmy Key (L)	15
1982	Jimmy Key (L)	16

1983	Scott Parrish (R)	12
1984	George Stone (R)	11
1985	John Pawlowski (R)	17
	George Stone (R)	17
1986	Bill Steele (R)	16
1987	Brian Barnes (L)	17
1988	Brian Barnes (L)	*19
1989	Brian Barnes (L)	19
1990	Tim Parker (R)	17
1991	Jason Angel (R)	16
1992	Jason Angel (R)	17
1993	Chad Phillips (L)	15
	Jeff Sauve (R)	15
1994	Andy Taulbee (R)	18
1995	Jason Dawsey (L)	19
1996	Kris Benson (R)	19
1997	Ryan Mottl (R)	16
1998	Ryan Mottl (R)	16
1999	Ryan Mottl (R)	17
2000	Ryan Mottl (R)	19
2001	Steve Reba (R)	17
2002	Steve Reba (R)	19
2003	Tyler Lumsden (L)	16
2004	Jason Berken (R)	14
	Tyler Lumsden (L)	14
2005	Robert Rohrbaugh (L)	16
2006	Jason Berken (R)	18
	Stephen Faris (R)	18
2007	David Kopp (R)	*18
2008	D.J. Mitchell (R)	14
	Graham Stoneburner (R)	14
2009	Chris Dwyer (L)	*17
2010	Casey Harman (L)	*19
2011	Justin Sarratt (R)	13
2012	Dominic Leone (R)	16
2013	Daniel Gossett (R)	16
2014	Matthew Crownover (L)	16

RELIEF APPEARANCES		
Year	Player (Throws)	RA
1952	Gerald Dempsey (R)	3
	Charlie Hall (R)	3
	Robby Saylor (L)	3
1953	Bubba Free (R)	4
1954	Mickey Cone (L)	3
	Billy O'Dell (L)	3
1955	Bill Toth (R)	5

1956	Bill Toth (R)	7
1957	Frank Elrod (L)	4
1958	Ed Lakey (R)	8
1959	Harold Stowe (L)	10
1960	Jimmy Roller (R)	9
1961	Jimmy Roller (R)	8
1962	Bill Burnette (R)	9
1963	Tommy Lyon (L)	10
1964	Bob Lowell (R)	9
1965	Charlie Watson (R)	11
1966	Bill James (R)	9
1967	Pete Myers (R)	11
1968	Alan Demarest (R)	9
1969	Jay Bevis (R)	15
1970	Jay Bevis (R)	20
1971	Jay Bevis (R)	16
1972	Jay Bevis (R)	16
1973	Jimmy Baker (R)	17
1974	Larry Meekins (R)	18
1975	Tommy Qualters (R)	13
1976	Houston Matthews (R)	9
1977	Dave Woessner (R)	14
1978	Dave Woessner (R)	19
1979	Billy Trapp (R)	12
	Dave Woessner (R)	12
1980	Billy Trapp (R)	28
1981	Glenn Martin (R)	15
1982	Lee Wiles (R)	22
1983	Lynn Martin (R)	24
1984	John Pawlowski (R)	18
1985	John Burnett (L)	*22
1986	Mike Huggins (R)	22
1987	Phillip Lowery (R)	21
1988	Mike Milchin (L)	22
	Jerome Santivasci (R)	22
1989	Jerome Santivasci (R)	27
1990	Eric Bradford (R)	17
1991	Eric Bradford (R)	25
1992	Aaron Jersild (L)	32
1993	Scott Winchester (R)	26
1994	Scott Winchester (R)	28
1995	Scott Winchester (R)	33
1996	David Shepard (R)	27
1997	Matt Additon (R)	24
	Scott Clackum (R)	24
1998	Scott Clackum (R)	23
1999	Matt Additon (R)	21
2000	Nick Glaser (R)	33
2001	Josh Cram (R)	28
2002	Thomas Boozer (L)	26
2003	Robert Rohrbaugh (L)	25
2004	Patrick Hogan (R)	24
2005	Jeff Hahn (R)	23
2006	Daniel Moskos (L)	33
2007	Stephen Clyne (R)	31
2008	Matt Vaughn (R)	29
2009	Ryan Hinson (L)	26
2010	Casey Harman (L)	32
2011	Alex Frederick (R)	25
2012	Scott Firth (R)	24
2013	Matt Campbell (R)	24
	Kyle Schnell (R)	24
2014	Drew Moyer (R)	28

COMPLETE GAMES		
Year	Player (Throws)	CG
1952	Billy O'Dell (L)	4
1953	Billy O'Dell (L)	6
1954	Billy O'Dell (L)	9
1955	George Compton (R)	3
1956	Johnny Drake (R)	3
1957	Harold Stowe (L)	4
1958	Harold Stowe (L)	8
1959	Harold Stowe (L)	4
1960	Bailey Hendley (R)	2
	Jimmy Roller (R)	2
1961	Gene Harbeson (R)	4
	Damon Vincent (R)	4
1962	Tommy Lyon (L)	5
1963	Greg Casey (R)	2
	Tommy Chapman (L)	2
1964	Tommy Chapman (L)	6
1965	Tommy Chapman (L)	5
1966	Charlie Watson (R)	3
1967	Laval Johnson (L)	2
	Pete Myers (R)	2
	Bill Parmer (R)	2
	Charlie Watson (R)	2
1968	Bill James (R)	4

1969	Dave Van Volkenburg (L)	7
1970	Rusty Gerhardt (L)	*8
1971	Rusty Gerhardt (L)	*6
1972	Rusty Gerhardt (L)	6
1973	Steve Cline (R)	3
	Lindsay Graham (R)	3
1974	Steve Cline (R)	*7
1975	Randy Quintrell (L)	5
1976	Chuck Porter (R)	*11
1977	Ron Musselman (R)	*8
1978	Mike Brown (R)	6
1979	Mike Sullivan (R)	5
1980	Mike Brown (R)	5
1981	Jeff Gilbert (R)	7
1982	Jimmy Key (L)	*7
1983	Jeff Gilbert (R)	2
1984	Scott Parrish (R)	5
1985	George Stone (R)	8
1986	Bill Steele (R)	2
1987	Brian Barnes (L)	5
	Alan Botkin (L)	5
1988	Brian Barnes (L)	6
1989	Brian Barnes (L)	*9
1990	Tim Parker (R)	5
1991	Jason Angel (R)	3
1992	Scott Miller (R)	2
1993	Jason Dawsey (L)	2
1994	Kris Benson (R)	1
	Jason Dawsey (L)	1
	Billy Koch (R)	1
1995	Jason Dawsey (L)	4
1996	Kris Benson (R)	7
1997	Ryan Mottl (R)	2
	Matt White (L)	2
1998	Ryan Mottl (R)	1
	Matt White (L)	1
1999	Ryan Mottl (R)	1
2000	Ryan Mottl (R)	2
2001	Steve Reba (R)	2
2002	Steve Reba (R)	1
2003	Tyler Lumsden (L)	1
2004	Robert Rohrbaugh (L)	1
2005	Josh Cribb (R)	*3
	Stephen Faris (R)	*3
2006	Josh Cribb (R)	1
	Stephen Faris (R)	1
2007	David Kopp (R)	1
2008	D.J. Mitchell (R)	1
	Graham Stoneburner (R)	1
2009	Chris Dwyer (L)	1
2010	Casey Harman (L)	1
2011	Jonathan Meyer (R)	1
2012	No Complete Games	
2013	Daniel Gossett (R)	1
2014	Daniel Gossett (R)	2

SHUTOUTS		
Year	Player (Throws)	SHO
1947	Joe Hazle (R)	1
1948	Nig Griffith (R)	1
1949	Bob Gaddis (R)	1
1950	Bill Ford (R)	1
	Bob Hughes (L)	1
1951	No Individual Shutouts	
1952	No Individual Shutouts	
1953	Billy O'Dell (L)	2
1954	Billy O'Dell (L)	3
1955	No Individual Shutouts	
1956	No Individual Shutouts	
1957	Don Shealy (R)	1
1958	No Individual Shutouts	
1959	Bailey Hendley (R)	1
	Harold Stowe (L)	1
1960	Jimmy Roller (R)	1
1961	No Individual Shutouts	
1962	Damon Vincent (R)	1
1963	No Individual Shutouts	
1964	Greg Casey (R)	1
1965	Tommy Chapman (L)	2
1966	Charles Watson (R)	1
1967	Laval Johnson (L)	1
	Pete Myers (R)	1
	Bill Parmer (R)	1
1968	John Curtis (L)	1
	Alan Demarest (R)	1
	Nelson Gibson (R)	1
	Tom Hudgins (R)	1
	Bill James (R)	1
1969	Rusty Gerhardt (L)	1



# YEARLY LEADERS

Tom Hudgins (R)	1
1970 Rusty Gerhardt (L)	1
Dave Van Volkenburg (L)	1
1971 Dave Van Volkenburg (L)	2
1972 Lindsay Graham (R)	*3
1973 Lindsay Graham (R)	2
1974 Ty Cline (L)	2
1975 Randy Quintrell (L)	2
<b>1976 Ron Musselman (R)</b>	<b>*4</b>
1977 Tommy Qualters (R)	*3
1978 Mike Brown (R)	*2
Mike Sullivan (R)	*2
1979 Mike Sullivan (R)	*2
1980 Mike Brown (R)	*2
Bill Duke (R)	*2
1981 Jeff Gilbert (R)	1
Jimmy Key (L)	1
Scott Parrish (R)	1
1982 Jeff Gilbert (R)	2
1983 Scott Parrish (R)	*1
1984 Scott Parrish (R)	*2
1985 John Pawlowski (R)	2
1986 No Individual Shutouts	
1987 Alan Botkin (L)	2
Oliver Whitaker (L)	2
1988 Alan Botkin (L)	1
David Tripp (R)	1
1989 Brian Barnes (L)	1
Ron Frazier (R)	1
1990 Tim Parker (R)	3
1991 Jason Angel (R)	*2
Scott Miller (R)	*2
1992 No Individual Shutouts	
1993 No Individual Shutouts	
1994 No Individual Shutouts	
1995 Jason Dawsey (L)	2
<b>1996 Kris Benson (R)</b>	<b>*4</b>
1997 No Individual Shutouts	
1998 No Individual Shutouts	
1999 No Individual Shutouts	
2000 Ryan Mottl (R)	1
2001 Steve Reba (R)	1
2002 No Individual Shutouts	
2003 Tyler Lumsden (L)	1
2004 No Individual Shutouts	
2005 Josh Cribb (R)	*2
2006 No Individual Shutouts	
2007 No Individual Shutouts	
2008 Graham Stoneburner (R)	*1
2009 No Individual Shutouts	
2010 No Individual Shutouts	
2011 No Individual Shutouts	
2012 No Individual Shutouts	
2013 Daniel Gossett (R)	1
2014 Daniel Gossett (R)	*2

## SAVES

Year	Player (Throws)	Svs
1969	Jay Bevis (R)	6
1970	Jay Bevis (R)	5
1971	Jay Bevis (R)	4
1972	Jay Bevis (R)	5
1973	Jimmy Baker (R)	3
Lindsay Graham (R)		3
1974	Larry Meekins (R)	3
1975	Tommy Qualters (R)	6
1976	Houston Matthews (R)	4
1977	Dave Woessner (R)	5
1978	Dave Woessner (R)	6
1979	Len Bradley (R)	5
1980	Len Bradley (R)	7
1981	Lynn Martin (R)	2
Tim Rice (L)		2
1982	Roger Hackett (L)	2
David Hess (R)		2
Lee Wiles (R)		2
1983	Lynn Martin (R)	4
1984	John Pawlowski (R)	4
1985	John Burnett (L)	*4
1986	Chuck Baldwin (R)	5
1987	Doug Marchal (R)	5
1988	Mike Milchin (L)	8
1989	Jerome Santivasci (R)	6
1990	Ron Frazier (R)	4
1991	Eric Bradford (R)	2
Mike Holtz (L)		2
Scott Miller (R)		2
Chad Phillips (L)		2
1992	Aaron Jersild (L)	7

1993 Scott Winchester (R)	10
1994 Scott Winchester (R)	10
1995 Scott Winchester (R)	*14
1996 David Shepard (R)	5
1997 Matt Additon (R)	5
1998 Scott Clackum (R)	*9
1999 Chris Heck (L)	5
<b>2000 Nick Glaser (R)</b>	<b>*15</b>
2001 Josh Cram (R)	6
2002 Paul Harrelson (R)	8
2003 Paul Harrelson (R)	6
2004 Patrick Hogan (R)	*10
2005 Jeff Hahn (R)	3
2006 Daniel Moskos (L)	10
2007 Daniel Moskos (L)	6
2008 Matt Vaughn (R)	11
2009 Tomas Cruz (R)	4
Matt Vaughn (R)	4
2010 Alex Frederick (R)	4
2011 Scott Weismann (R)	7
2012 Scott Firth (R)	3
2013 Matt Campbell (R)	7
2014 Matt Campbell (R)	8

## INNINGS PITCHED

Year	Player (Throws)	IP
1952	Billy O'Dell (L)	56.0
1953	Billy O'Dell (L)	72.1
1954	Billy O'Dell (L)	91.1
1955	Leonard Humphries (R)	42.0
1956	Johnny Drake (R)	45.2
1957	Harold Stowe (L)	55.1
1958	Harold Stowe (L)	*^126.2
1959	Harold Stowe (L)	97.1
1960	Jimmy Roller (R)	71.2
1961	Damon Vincent (R)	61.1
1962	Tommy Lyon (L)	82.0
1963	Damon Vincent (R)	44.1
1964	Tommy Chapman (L)	89.1
1965	Tommy Chapman (L)	85.0
1966	Charlie Watson (R)	65.2
1967	Bill Parmer (R)	71.0
1968	Nelson Gibson (R)	62.0
1969	Dave Van Volkenburg (L)	92.1

1970 Rusty Gerhardt (L)	*100.1
1971 Rusty Gerhardt (L)	*108.0
1972 Rusty Gerhardt (L)	*85.0
1973 Lindsay Graham (R)	60.2
1974 Steve Cline (R)	*102.2
1975 Chuck Porter (R)	*81.1
1976 Chuck Porter (R)	*119.0
1977 Ron Musselman (R)	*117.1
1978 Mike Brown (R)	83.1
1979 Mike Sullivan (R)	*91.0
1980 Jimmy Key (L)	*111.1
1981 Jeff Gilbert (R)	102.1
1982 Jimmy Key (L)	*116.0
1983 Scott Parrish (R)	62.2
1984 George Stone (R)	80.2
1985 George Stone (R)	127.1
1986 Bill Steele (R)	109.1
1987 Brian Barnes (L)	120.2
1988 Brian Barnes (L)	*137.2
1989 Brian Barnes (L)	*146.0
1990 Tim Parker (R)	97.0
1991 Jason Angel (R)	108.0
1992 Jason Angel (R)	105.1
1993 Andy Taulbee (R)	97.1
1994 Andy Taulbee (R)	114.2
1995 Jason Dawsey (L)	129.1
<b>1996 Kris Benson (R)</b>	<b>*156.0</b>
1997 Ryan Mottl (R)	106.2
1998 Ryan Mottl (R)	101.0
1999 Ryan Mottl (R)	99.2
2000 Ryan Mottl (R)	107.0
2001 Steve Reba (R)	108.0
2002 Matt Henrie (R)	112.2
Steve Reba (R)	112.2
2003 Tyler Lumsden (L)	86.0
2004 Tyler Lumsden (L)	81.1
2005 Josh Cribb (R)	109.1
2006 Stephen Faris (R)	103.0
2007 David Kopp (R)	99.2
2008 D.J. Mitchell (R)	98.2
2009 Casey Harman (L)	86.2
2010 Casey Harman (L)	*121.0
2011 Justin Sarratt (R)	80.2
2012 Dominic Leone (R)	84.0

2013 Daniel Gossett (R)	98.1
2014 Daniel Gossett (R)	107.1

## BATTERS FACED


Year	Player (Throws)	BF
1960	Jimmy Roller (R)	289
1961	Damon Vincent (R)	286
1962	Tommy Lyon (L)	346
1963	Tommy Lyon (L)	198
1964	Tommy Chapman (L)	394
1965	Tommy Chapman (L)	364
1966	Charlie Watson (R)	276
1967	Bill Parmer (R)	290
1968	Nelson Gibson (R)	257
1969	Dave Van Volkenburg (L)	407
1970	Rusty Gerhardt (L)	410
1971	Rusty Gerhardt (L)	424
1972	Lindsay Graham (R)	276
1973	Steve Cline (R)	257
1974	Steve Cline (R)	417
1975	Chuck Porter (R)	361
1976	Chuck Porter (R)	474
1977	Ron Musselman (R)	483
1978	Brian Snyder (L)	370
1979	Brian Snyder (L)	397
1980	Jimmy Key (L)	454
1981	Jeff Gilbert (R)	429
1982	Jimmy Key (L)	485
1983	Scott Parrish (R)	273
1984	George Stone (R)	327
1985	George Stone (R)	569
1986	Bill Steele (R)	481
1987	Brian Barnes (L)	523
1988	Brian Barnes (L)	598
1989	Brian Barnes (L)	*602
1990	Tim Parker (R)	417
1991	Jason Angel (R)	443
1992	Jason Angel (R)	454
1993	Andy Taulbee (R)	419
1994	Andy Taulbee (R)	489
1995	Jason Dawsey (L)	529
1996	Kris Benson (R)	*606
1997	Ryan Mottl (R)	479
1998	Ryan Mottl (R)	441

1999 Ryan Mottl (R)	480
2000 Ryan Mottl (R)	451
2001 Steve Reba (R)	434
2002 Steve Reba (R)	437
2003 Tyler Lumsden (L)	373
2004 Tyler Lumsden (L)	358
2005 Josh Cribb (R)	469
2006 Stephen Faris (R)	408
2007 David Kopp (R)	429
2008 D.J. Mitchell (R)	428
2009 Chris Dwyer (L)	375
Casey Harman (L)	375
2010 Casey Harman (L)	*518
2011 Justin Sarratt (R)	328
2012 Dominic Leone (R)	372
2013 Daniel Gossett (R)	420
2014 Daniel Gossett (R)	433

## STRIKEOUTS

Year	Player (Throws)	K
1952	Billy O'Dell (L)	81
1953	Billy O'Dell (L)	108
1954	Billy O'Dell (L)	*111
1955	Leonard Humphries (R)	39
1956	Johnny Drake (R)	49
1957	Harold Stowe (L)	36
1958	Harold Stowe (L)	*126
1959	Harold Stowe (L)	*117
1960	Bailey Hendley (R)	39
1961	Damon Vincent (R)	62
1962	Tommy Lyon (L)	52
1963	Damon Vincent (R)	48
1964	Tommy Chapman (L)	*83
1965	Tommy Chapman (L)	100
1966	Charlie Watson (R)	72
1967	Charlie Watson (R)	71
1968	Bill James (R)	45
1969	Rusty Gerhardt (L)	*99
1970	Rusty Gerhardt (L)	*111
1971	Rusty Gerhardt (L)	*111
1972	Rusty Gerhardt (L)	61
1973	Steve Cline (R)	68
1974	Steve Cline (R)	*69
1975	Chuck Porter (R)	67
1976	Ron Musselman (R)	78
1977	Ron Musselman (R)	*107
1978	Mike Sullivan (R)	63
1979	Mike Sullivan (R)	79
1980	Mike Brown (R)	77
1981	Jeff Gilbert (R)	58
1982	Jimmy Key (L)	94
1983	Tim Rice (L)	42
1984	George Stone (R)	57
1985	George Stone (R)	93
1986	Brian Barnes (L)	53
1987	Brian Barnes (L)	*112
1988	Brian Barnes (L)	*140
1989	Brian Barnes (L)	*^208
1990	Tim Parker (R)	90
1991	Mike Kimbrell (R)	74
1992	Jason Angel (R)	76
1993	Andy Taulbee (R)	85
1994	Andy Taulbee (R)	103
1995	Jason Dawsey (L)	*133
1996	Kris Benson (R)	*204
1997	Ryan Mottl (R)	99
1998	Ryan Mottl (R)	96
1999	Mike Paradis (R)	87
2000	Ryan Mottl (R)	81
2001	Steve Reba (R)	103
2002	Steve Reba (R)	82
2003	Tyler Lumsden (L)	72
2004	Tyler Lumsden (L)	88
2005	Josh Cribb (R)	97
2006	Stephen Faris (R)	86
2007	Daniel Moskos (L)	78
2008	D.J. Mitchell (R)	106
2009	Chris Dwyer (L)	95
2010	Casey Harman (L)	105
2011	Dominic Leone (R)	72
2012	Daniel Gossett (R)	87
2013	Daniel Gossett (R)	91
2014	Daniel Gossett (R)	107

\* - led the ACC; ^ - led the nation;  
Note: Clemson single-season records  
in **bold**.



DANIEL MOSKOS LED  
CLEMSON IN SAVES  
IN 2006 AND 2007.


# INDIVIDUAL CAREER BATTING STATS (ACC ERA)

Player	Year(s)	Avg	G-S	AB	R	H	2B	3B	HR	RBI	SB
Abbott, Gus	1956-58	.278	NA-NA	54	10	15	4	0	2	10	0-NA
Adams, Mark	1970-73	.229	29-NA	35	3	8	0	2	1	5	0-NA
Adeimy, John	1973	.298	37-34	121	16	36	1	2	1	15	3-NA
Adkins, Rusty	1965-67	.379	97-97	396	109	150	22	17	11	66	38-NA
Anderson, Alan	1969	1.000	3-NA	2	2	2	1	0	0	2	0-NA
Anderson, Jack	1969	.258	23-NA	66	14	17	0	1	1	6	4-NA
Anderson, Jim	1990-91	.254	101-75	264	55	67	15	0	9	40	1-4
Andrade Jr., Jorge	2005	.208	19-4	24	4	5	1	0	1	5	0-0
Antonokas, George	1969	.250	2-NA	4	0	1	0	0	0	0	0-NA
Allen, Robbie	1978-80	.267	143-NA	484	100	129	19	6	11	73	19-28
Armstrong, Terry	1971-74	.249	77-NA	185	23	46	7	0	0	23	2-NA
Attanasio, Dominic	2011,12	.275	62-22	120	22	33	3	1	1	17	5-8
Ayers, Stan	1962-64	.293	62-NA	188	32	55	3	1	4	31	4-NA
Ayoub, Pete	1961-63	.318	70-69	261	51	83	17	3	2	53	1-NA
Bach, Woody	1968	.167	20-NA	30	5	5	0	0	0	1	1-NA
Bagwell, Kenny	1970,72	.278	65-NA	237	40	66	14	0	0	22	3-NA
Bagwell, Larry	1957-59	.265	NA-80	324	67	86	13	5	3	52	8-NA
Baker, Jeff	2000-02	.334	196-194	773	191	258	41	4	59	226	26-37
Baker, Jimmy	1970,72,73	.167	23-NA	18	1	3	0	0	0	1	0-NA
Baldwin, Chuck	1984-87	.333	228-NA	935	177	311	62	8	29	184	16-23
Ballentine, Tim	1975	.500	4-NA	4	1	2	1	0	0	0	0-NA
Barbary, Eddie	1965-67	.278	95-91	334	55	93	11	3	4	38	5-NA
Barnes, Brian	1987	.000	20-NA	2	0	0	0	0	0	1	0-0
Barnett, Bill	1954-56	.287	NA-59	230	47	66	9	6	6	35	13-NA
Barrett, Joe	1984	.286	10-NA	14	2	4	0	0	0	2	0-0
Baucom, Steve	1984-87	.331	206-NA	698	131	231	49	12	14	139	17-20
Baum, Jay	2012-14	.253	167-144	510	69	129	24	5	1	48	25-41
Beasley, David	1976	.000	10-NA	4	0	0	0	0	0	0	1-NA
Beasley, Rick	1971	.191	18-NA	47	3	9	0	0	0	3	1-NA
Belk, Greg	1972,74-76	.210	70-NA	205	37	43	7	1	5	24	9-NA
Bevis, Jay	1969-72	.280	83-NA	25	10	7	0	0	0	1	0-NA
Biegert, Mark	1984-87	.312	174-NA	372	95	116	21	5	5	71	15-15
Bigwood, Dave	1973	.000	14-NA	4	0	0	0	0	0	0	0-NA
Blackston, Charlie	1954,55	.214	24-NA	56	11	12	2	0	2	8	2-NA
Blakeney, Reid	1959,60	.208	22-NA	24	6	5	1	0	0	4	0-NA
Blanton, Bo	1982	.333	7-NA	9	2	3	0	0	0	4	0-0
Boettcher, Donny	1970	.143	6-NA	7	0	1	0	0	0	0	0-NA

Player	Year(s)	Avg	G-S	AB	R	H	2B	3B	HR	RBI	SB
Bohonak, Mike	1963,64	.312	36-31	125	23	39	7	1	2	17	4-NA
Bonekat, Bill	1967-69	.150	20-NA	20	1	3	0	0	0	3	0-NA
Bonnette, Robert	1976-79	.305	211-208	813	173	248	51	9	18	174	28-NA
Borgert, Derek	1996-99	.319	159-79	342	64	109	23	0	7	72	1-2
Boulware, Garrett	2012-14	.295	150-138	508	88	150	30	1	12	82	5-7
Boyd, Patrick	1998-01	.341	191-190	760	196	259	57	6	28	178	49-63
Boyd, Roger	1960	.158	18-NA	19	3	3	1	0	0	3	2-NA
Boyd, Wilson	2007-10	.306	238-215	837	163	256	48	7	21	166	14-26
Bradford, Jeff	1971-73	.161	26-NA	31	2	5	0	0	1	4	0-NA
Bradley, Jimmy	1967,68	.254	31-NA	59	9	15	1	0	0	7	1-NA
Bradley, Kevin	2013	.179	37-7	56	5	10	1	0	1	6	1-2
Bradshaw, Toby	1960	.304	22-22	79	8	24	7	1	0	15	1-NA
Bray, Randy	1968-70	.302	128-115	457	75	138	22	1	5	64	17-NA
Brier, Coe	1981,82	.252	80-64	218	25	55	14	1	7	36	6-6
Brittle, Thomas	2012,13	.282	119-117	444	87	125	14	9	4	62	34-42
Brizek, Seth	1993-95	.260	180-165	654	113	170	31	1	19	99	16-26
Brooks, Jerry	1986-88	.349	177-159	647	150	226	44	5	30	158	8-11
Broome, Nathan	1996,97	.308	91-52	198	39	61	7	2	3	33	7-7
Brown, Carol	1955-57	.181	NA-NA	105	16	19	1	2	0	5	0-NA
Brown, Joe	1954	.250	13-NA	28	4	7	0	0	1	5	2-NA
Brown, Mike	1979,80	.000	36-NA	1	1	0	0	0	0	0	0-0
Browning, Skip	1998	-----	13-11	0	0	0	0	0	0	0	0-0
Bryant, Russell	1970,71	.200	15-NA	15	1	3	1	0	0	0	0-NA
Bryant, Tim	1959,60	.257	36-NA	74	12	19	1	0	1	10	0-NA
Buffamoyer, Dave	1978,79	.317	85-NA	287	84	91	13	5	12	52	32-40
Bultmann, Kurt	1996-99	.321	249-241	953	233	306	82	4	43	214	13-20
Bunnell, David	2007	.234	29-14	47	7	11	3	0	0	6	0-0
Burg, Alex	2006,07	.202	72-26	129	17	26	6	0	1	17	2-2
Burgess, J.D.	2007,08	.225	93-61	209	34	47	7	1	1	21	2-3
Burnette, Bill	1961,62	.222	13-NA	9	4	2	0	0	1	2	0-NA
Burnette, Zack	1958-60	.240	NA-80	288	42	69	7	2	2	36	4-NA
Burnham, Gary	1994-97	.340	213-213	795	215	270	77	10	29	209	10-22
Caldwell, Dave	1975-77	.298	127-122	483	103	144	30	12	18	106	10-NA
Calitri, Mike	1998-00	.291	92-45	189	45	55	14	2	8	51	1-2
<b>Campana, Jackson</b>	<b>2013</b>	<b>.333</b>	<b>4-0</b>	<b>3</b>	<b>0</b>	<b>1</b>	<b>1</b>	<b>0</b>	<b>0</b>	<b>1</b>	<b>0-0</b>
Cantrell, Jim	1955	.000	5-NA	5	1	0	0	0	0	0	0-NA
Carraway, Doug	1965,66	.308	8-NA	13	2	4	1	0	0	0	0-NA
Carter, Chris	1992,93	.294	44-13	51	14	15	2	0	2	8	2-2
Casanova, Adrian	2005,06	.244	135-131	373	56	91	15	2	9	61	1-2
Casey, Greg	1963,64	.194	22-NA	36	3	7	1	0	0	3	0-NA
Castelli, Bill	1979,80	.282	70-NA	163	26	46	12	3	3	34	6-6
Caughman, Kevin	2010-12	.091	16-0	11	0	1	1	0	0	1	0-0
Chalk, Brad	2005-07	.356	177-167	599	139	213	26	6	0	49	32-40
Chapman, Tommy	1963-65	.275	44-NA	91	11	25	6	1	0	7	0-NA
Charpia, Bo	1999	-----	1-0	0	0	0	0	0	0	0	0-0
Charpia, Rusty	1986,88,89	.288	172-NA	548	122	158	28	6	7	81	25-32
Chastain, Billy	1988	.171	29-NA	41	7	7	1	0	2	8	0-0
Cleveland, Andrew	2012	.000	2-0	1	0	0	0	0	0	0	0-0
Cline, Steve	1973	.222	10-NA	18	3	4	0	1	0	3	0-NA
Cline, Ty	1959,60	.335	53-45	224	60	75	12	8	1	36	22-NA
Coder, Chad	2001,02	.280	96-65	275	61	77	20	2	6	36	21-24
Cohen, Earl	1966,67	.375	15-NA	8	1	3	1	0	0	2	0-NA
Coker, Butch	1957-59	.261	NA-70	261	29	68	4	5	2	44	1-NA
Coker, Roy	1954	.314	23-23	105	17	33	5	4	0	13	1-NA
Coleman, Jim	1955	.423	11-NA	26	7	11	1	0	1	4	2-NA
Colvin, Tyler	2004-06	.315	186-165	667	136	210	54	7	20	142	39-47
Compton, George	1955,56	.179	NA-NA	28	2	5	0	0	0	0	0-NA
Corbin, Ted	1992	.372	55-55	199	51	74	14	2	0	20	10-13
Cordileone, Lou	1959	.250	16-NA	48	10	12	1	0	2	10	3-NA
Cositore, Vince	1972	.000	1-NA	1	0	0	0	0	0	0	0-NA
Costigan, Joe	2011-14	.250	86-19	112	17	28	9	1	0	18	0-0
Couture, Mike	1987-90	.299	202-NA	616	159	184	36	7	32	151	85-107
Cowart, Lawton	1964-66	.287	75-NA	254	56	73	7	2	12	50	4-NA
<b>Cox, Andrew</b>	<b>2014</b>	<b>.150</b>	<b>31-9</b>	<b>40</b>	<b>6</b>	<b>1</b>	<b>0</b>	<b>0</b>	<b>0</b>	<b>2</b>	<b>3-4</b>
Cox, Jay	2011	.182	8-0	11	0	2	1	0	0	2	0-0
Crews, Jerry	1956	.750	NA-NA	4	0	3	0	0	0	2	0-NA
Crocker, Barry	1954	.306	24-21	98	18	30	4	2	2	16	3-NA
Crosland, Ben	1954,55	.211	11-NA	19	5	4	2	0	0	4	0-NA
Crowley, Jim	1988-91	.328	247-NA	826	199	271	57	1	43	197	23-31
Currier, Steve	1985	-----	18-NA	0	0	0	0	0	0	0	0-1
Curtis, John	1968	.258	14-NA	31	5	8	0	1	1	5	1-NA
D'Alessio, Andy	2004-07	.309	253-239	853	169	264	51	3	59	217	11-17
Daniels, Fred	1990-92	.249	93-NA	189	41	47	10	2	0	30	7-11
Dantzler, Ellis	1964-66	.341	62-NA	220	40	75	11	6	5	44	8-NA
Davidson, Mark	1982	.336	59-58	223	58	75	16	2	8	50	18-18
Davis, Billy	1983	.241	33-23	83	12	20	5	1	0	11	4-7
Dawsey, Jason	1993-95	.259	143-71	139	33	36	5	1	1	14	3-3
DeBerry, Fred	1957-59	.287	NA-70	254	53	73	11	2	1	44	7-NA
DeBerry, Joe	1989-91	.336	188-170	655	152	220	35	6	35	159	15-21
DeMaino, L.J.	2002	.291	49-30	127	32	37	3	5	0	15	12-14
Demarest, Alan	1968-70	.273	38-NA	44	6	12	4	1	0	6	0-NA
Demmink, Herman	2003-06	.311	232-207	821	168	255	46	7	13	116	30-44
DeMoura, Eric	1994-97	.295	185-132	550	110	162	20	1	4	82	16-21
Dempsey, Bob	1959	.261	18-NA	46	10	12	2	1	1	10	1-NA
Diehl, Keith	1986	.333	13-NA	21	3	7	1	0	0	1	0-0
Dillon, Scott	1985,86	.306	124-123	447	85	137	24	3	8	78	25-31
Dinneen, John	1966,67	.150	20-NA	20	8	3	0	1	0	1	1-NA
Dixon, Eddie	1969,70	.284	60-NA	169	32	48	9	8	2	29	2-NA

# INDIVIDUAL CAREER BAITING STATS (ACC ERA)

Player	Year(s)	Avg	G-S	AB	R	H	2B	3B	HR	RBI	SB
Douglass, Jesse	1999	.000	7-0	7	0	0	0	0	0	0	0-0
Drake, Johnny	1956	.217	NA-NA	23	4	5	1	1	2	8	0-NA
DuBose, Scott	1979	.240	14-NA	25	4	6	1	0	1	4	2-2
Duffie, Will	1994-96	.283	177-131	491	92	139	28	4	10	92	3-5
<b>Duggar, Steven</b>	<b>2013,14</b>	<b>.297</b>	<b>123-123</b>	<b>488</b>	<b>84</b>	<b>145</b>	<b>21</b>	<b>5</b>	<b>3</b>	<b>66</b>	<b>40-50</b>
Dukes, Mike	1958	.000	NA-NA	1	0	0	0	0	0	0	0-NA
Dunlap, Gene	1966	.185	14-NA	27	6	5	1	0	1	8	1-NA
Dunster, Mike	2011-14	.244	73-7	86	13	21	3	1	1	11	1-1
Easterling, Jess	2003	.300	10-1	10	3	3	0	0	0	0	1-1
Eckerl, Tony	1973-75	.266	86-80	289	33	77	14	1	8	43	4-NA
Edgeworth, Teak	1958	.000	NA-NA	3	0	0	0	0	0	0	0-NA
Ellis, Brian	1997-00	.297	190-162	583	152	173	41	3	7	117	19-25
Ellisor, Dave	1961-63	.290	57-NA	221	50	64	7	5	2	28	19-NA
Embler, Jason	1994-97	.302	215-180	724	150	219	44	3	30	144	5-11
Epps, Chris	2008-11	.260	213-160	596	140	155	22	5	18	97	41-54
Eskew, Jerry	1968	.239	23-18	67	7	16	3	0	2	9	0-NA
Eubanks, Charlie	1959	1.000	2-NA	1	0	1	0	0	0	0	0-NA
Evans, Garrick	2002-04	.302	121-69	291	60	88	26	2	4	41	15-22
Everett, Brady	2003,04	.270	56-34	122	12	33	7	0	2	19	1-2
Eydenberg, Mike	1993,94	.291	100-77	296	45	86	25	4	2	55	5-8
Fahrney, Gary	1975,76	.273	47-NA	139	33	38	6	2	4	26	3-NA
Fairey, Burke	1985-88	.291	121-NA	244	56	71	20	5	4	38	8-13
Faw, Brian	1989	-----	20-NA	0	0	0	0	0	0	0	0-0
Felder, Brad	2012	.263	54-45	175	32	46	8	0	7	26	11-12
Ferguson, Jesse	2005	.154	44-5	52	6	8	1	0	0	5	1-1
Fish, Barry	1963	.200	19-NA	50	9	10	1	1	0	8	1-NA
Fisher, Jeff	1985	.000	15-NA	1	0	0	0	0	0	0	0-0
Fitzsimmons, Pat	1972-75	.261	116-NA	376	48	98	10	2	1	57	10-NA
Fletcher, Jake	2011	.000	4-0	3	0	0	0	0	0	0	0-0
Foley, Bill	1975-77	.302	118-NA	444	79	134	23	3	25	103	1-NA
Foster, Chuck	1990,91	.273	70-NA	143	37	39	7	0	2	14	4-5
Frank, Kyle	1999,01-03	.297	230-206	818	152	243	48	1	14	138	13-23
Frantz, Tim	1994,95	.154	29-0	26	4	4	0	0	0	2	0-0
Freeman, Mike	2008-10	.330	189-187	766	174	253	48	6	13	120	25-35
Freeman, Todd	1978	.217	20-NA	46	10	10	3	2	1	9	0-0
Frick, Talmadge	1962	.500	7-NA	2	2	1	0	0	0	0	0-NA
Fulton, Jay	1981-84	.181	146-NA	287	62	52	8	1	9	43	25-29
Gaddis, C.J.	2004	.000	22-3	16	6	0	0	0	0	2	3-4
Gaines, Roger	1954,55	.268	39-NA	149	10	40	8	0	0	23	4-NA
Gallagher, Glenn	1980,81	.298	107-104	386	67	115	16	1	15	65	10-13
Galloway, Paul	1993-96	.301	194-152	572	120	172	45	6	16	100	17-22
Gambrell, Sam	1957	.111	NA-NA	9	2	1	0	0	0	0	0-NA
Gardner, Jack	1958	1.000	NA-NA	1	0	1	0	0	0	1	0-NA
Garrison, Dave	1956	.277	NA-19	65	13	18	0	0	2	5	1-NA
Gerhardt, Rusty	1969-72	.265	70-NA	147	14	39	4	2	3	23	2-NA
<b>Gibson, Maleeke</b>	<b>2013</b>	<b>.227</b>	<b>40-26</b>	<b>110</b>	<b>20</b>	<b>25</b>	<b>3</b>	<b>0</b>	<b>0</b>	<b>16</b>	<b>8-9</b>
Gibson, Nelson	1966-68	.318	45-NA	66	13	21	1	0	0	12	2-NA
Gilbert, Jeff	1981-83	.000	43-NA	1	0	0	0	0	0	0	0-0
Giles, Bob	1956	.429	NA-NA	7	1	3	0	0	0	0	0-NA
Graham, Lindsay	1970-73	.110	48-NA	73	6	8	1	0	0	3	0-NA
Green, Steve	1985,86	.248	57-NA	153	30	38	7	0	5	17	4-6
Green, Zane	2001-04	.273	197-95	414	92	113	24	2	6	57	11-15
Greene, Khalil	1999-02	.373	272-271	1069	265	403	95	7	52	276	55-67
Grove, Trent	1980	.222	16-NA	27	4	6	1	0	0	4	0-0
Guin, Greg	1979-91	.309	154-149	547	106	169	42	2	14	120	15-20
Hackle, Trent	1991-93	.261	66-30	157	21	41	5	1	0	20	3-5
Hall, Ben	2005,06	.266	78-11	109	15	29	7	1	3	18	1-4
Hamilton, Lin	1971-74	.294	131-124	435	75	128	19	6	10	72	7-NA
Hampton, Mike	1993,94	.341	121-106	417	113	142	34	6	14	92	42-52
Harbeson, Gene	1961-63	.254	64-NA	213	35	54	9	0	9	28	4-NA
Harbin, Taylor	2005-07	.320	194-193	781	160	250	67	7	30	172	31-39
Harris, Jason	1998,99	.347	128-128	475	132	165	37	2	19	125	31-38
Harrison, Robert	1955	.381	9-NA	21	2	8	1	0	0	1	0-NA
Harvey, Kris	2003-05	.335	151-129	487	107	163	28	0	35	122	5-10
Hawkins, Heyward	1962	.000	1-NA	1	0	0	0	0	0	0	0-NA
Hawkins, Ty	1987	.333	15-NA	21	2	7	2	0	0	3	0-0
Haynes, Richard	1971-74	.275	142-133	502	88	138	23	4	13	75	6-NA
Heffernan, Bert	1985-88	.337	259-253	993	285	335	63	14	27	195	54-71
Helms, Garry	1965,67	.343	41-NA	143	22	49	6	3	2	26	2-NA
Hendley, Bailey	1958-60	.333	NA-62	279	71	93	15	4	5	42	9-NA
Hendricks, Pete	1970-72	.248	47-NA	165	20	41	2	2	0	16	3-NA
Henrie, Matt	2001	.000	18-10	1	0	0	0	0	0	0	0-0
Hester, Ricky	1982,83	.314	95-77	303	61	95	14	8	5	49	20-25
Hinson, John	2008,10,11	.329	166-142	583	132	192	21	5	27	127	53-65
Hoffman, Doug	1957-59	.247	NA-80	279	65	69	8	8	8	47	17-NA
Hogan, Doug	2005-08	.295	168-124	509	83	150	33	6	25	104	19-32
Hogan, Patrick	2001	.000	16-1	1	0	0	0	0	0	0	0-0
Holland, Eddie	1968-70	.242	103-NA	293	51	71	12	3	6	40	3-NA
Holloway, Tito	1998	.500	8-0	4	0	2	0	0	0	0	0-0
Holstad, Brian	1997-00	.264	197-136	478	113	126	16	3	3	64	31-40
Hoover, Alan	1976-78	.256	94-NA	293	49	75	24	1	6	41	3-NA
Horne, Todd	1982	.304	16-NA	23	5	7	0	0	0	6	0-0
Hourigan, Jeff	2002,03	.270	107-79	307	36	83	14	0	8	47	1-1
Howard, Mo	1971	.000	1-NA	1	0	0	0	0	0	0	0-NA
Hub, Ryan	2000,02-04	.230	128-59	230	44	53	8	2	6	35	5-9
Hubbard, Bob	1957	.157	NA-16	51	7	8	0	0	0	2	0-NA
Hudgins, Tom	1968-70	.083	34-NA	36	3	3	0	0	0	3	0-NA
Huggins, Elmer	1960	.038	15-NA	26	1	1	0	0	0	1	0-NA




MIKE FREEMAN BATTED  
.330 WITH 253 HITS IN  
189 GAMES AS A TIGER  
BETWEEN 2008-10.

Player	Year(s)	Avg	G-S	AB	R	H	2B	3B	HR	RBI	SB
Huggins, Mark	1982,84	.163	24-NA	43	5	7	2	0	0	6	3-3
Hughes, Jerald	1972	.143	18-NA	7	4	1	1	0	0	2	1-NA
Humphrey, Andre	1994	.164	32-20	67	13	11	2	1	0	2	1-3
Humphries, Leonard	1954-56	.185	NA-NA	54	6	10	0	0	1	5	0-NA
Hyde, Justin	1998	.348	27-9	46	7	16	7	1	2	12	1-1
Ing, Charlie	1972-74	.277	85-NA	296	46	82	17	5	3	28	13-NA
Ingram, John	2004-06	.234	75-28	128	18	30	6	0	4	21	2-3
Jackson, Steven	2004	.000	22-3	1	0	0	0	0	0	0	0-0
Jackson, Tony	1963-65	.283	57-NA	145	27	41	12	3	1	13	1-NA
James, Bill	1966-68	.189	34-NA	37	6	7	0	0	1	6	0-NA
Jasensky, Joe	1981	.156	19-NA	45	6	7	1	1	0	3	2-2
Jay, John	1984-87	.307	147-NA	345	66	106	21	0	21	77	1-5
Johnson, Addison	2007,09-11	.253	185-117	471	79	119	16	7	5	52	27-33
Johnson, Johnny	1968,70	.185	48-NA	130	19	24	5	0	4	17	2-NA
Johnson, Laval	1967-69	.157	84-NA	89	40	14	6	2	0	13	6-NA
Johnson, Michael	2000-03	.344	235-219	800	201	275	52	4	58	213	25-31
Jones, Johnny	1962,63	.379	50-47	182	50	69	7	4	11	49	5-NA
Jordan, Whitey	1956	.000	NA-NA	11	2	0	0	0	0	0	0-NA
Kaltenbach, Leo	1955	.200	7-NA	15	3	3	2	1	0	3	0-NA
Kane, Jeff	1998,99	.269	28-0	26	5	7	1	0	1	4	0-0
Kelley, Steve	1971	.500	5-NA	2	3	1	0	0	1	2	0-NA
Kennedy, Shane	2013,14	.279	103-99	351	64	98	11	5	6	48	26-34
Keppen, Jeff	1994	.000	17-2	1	0	0	0	0	0	0	0-0
Key, Jimmy	1980-82	.325	153-117	465	113	151	32	2	10	86	11-16
Khoury, Pete	1976,77	.203	66-NA	212	25	43	7	1	1	22	5-NA
Kieboom, Spencer	2010-12	.265	141-120	431	57	114	22	0	4	74	0-0
Kingsmore, Doug	1954	.371	24-24	89	25	33	3	0	10	27	8-NA
Klosterman, Ryan	2001	.071	17-0	14	2	1	1	0	0	2	0-0
Kowitz, Brian	1988-90	.319	194-178	699	178	223	53	11	9	124	76-90
Kreiger, Ray	1982	.370	18-NA	27	11	10	1	1	0	5	1-1
<b>Krieger, Tyler</b>	<b>2013,14</b>	<b>.297</b>	<b>119-119</b>	<b>437</b>	<b>77</b>	<b>130</b>	<b>28</b>	<b>1</b>	<b>2</b>	<b>59</b>	<b>28-39</b>
Kuester, Steve	1968-70	.213	83-NA	235	33	50	7	2	7	32	2
LaBella, Barney	1973-75	.200	24-NA	40	3	8	2	1	0	5	0-NA
Lakey, Ed	1958	.154	NA-NA	26	6	4	1	0	1	3	0-NA
Lam, Elmo	1961-63	.296	74-72	301	73	89	17	3	8	52	11-NA
Lamb, Will	2009-11	.316	138-112	456	96	144	20	6	7	81	31-36
Landers, Bill	1955	.190	9-NA	21	6	4	0	0	1	2	0-NA
Lawmire, Wayne	1973	.000	4-NA	2	0	0	0	0	0	0	0-NA

# INDIVIDUAL CAREER BAITING STATS (ACC ERA)

Player	Year(s)	Avg	G-S	AB	R	H	2B	3B	HR	RBI	SB
LeCroy, Bradley	1997-00	.266	173-97	395	83	105	23	1	4	67	16-21
LeCroy, Matthew	1995-97	.336	199-199	736	178	247	48	1	53	208	8-15
Ledford, Randy	1972	.125	4-NA	8	0	1	0	0	0	0	0-NA
Lee, Alex	2007,08	.265	85-32	132	22	35	4	2	0	14	3-6
Lee, Larry	1973	.000	8-NA	11	0	0	0	0	0	1	0-NA
Leggett, Tanner	2005,06	.231	30-1	26	4	6	0	0	1	3	0-0
Lemaster, Dave	1980-83	.261	181-NA	560	91	146	26	8	16	75	33-36
Livingston, Doug	1995,96	.298	126-124	483	129	144	30	2	12	77	36-41
Lockhart, Mike	1989,91,92	.296	144-NA	406	80	120	27	4	6	93	11-12
Lodgek, Ed	1966,67	.100	11-NA	10	1	1	0	0	0	0	0-NA
Lomax, Nicky	1961-63	.287	70-60	230	58	66	7	2	12	47	1-NA
Lowder, Clayton	1958-60	.212	NA-NA	52	7	11	2	0	0	6	0-NA
Lowell, Bob	1964,65,67	.214	19-NA	14	0	3	0	0	0	1	0-NA
Lowery, Phillip	1986	.000	21-NA	0	0	0	0	0	0	0	0-0
Lynn, Dave	1958,60,61	.350	NA-NA	163	42	57	7	2	15	54	2-NA
Lyon, Tommy	1962,63	.364	28-NA	55	4	20	1	1	0	4	0-NA
Macrina, Eric	1988-91	.308	201-NA	647	148	199	40	6	51	192	8-12
Mahoney, Collin	2002-04	.238	97-47	185	31	44	12	0	6	34	0-1
Mahoney, Mike	1973-75,81	.296	109-NA	365	79	108	24	5	4	48	18-NA
Mallon, Tom	1984	-----	16-NA	0	1	0	0	0	0	0	0-0
Marisca, Charlie	1969	.100	4-NA	10	2	1	1	0	0	2	1-NA
Markley, Jim	1960	.000	1-NA	1	0	0	0	0	0	0	0-NA
Marsella, Ben	1963,64	.264	45-NA	140	30	37	5	3	6	32	4-NA
Marsh, Bill	1957	.111	NA-NA	18	3	2	0	0	0	1	0-NA
Martin, Lynn	1983	-----	24-NA	0	0	0	0	0	0	0	0-0
Masone, Tony	1977-79	.330	112-NA	415	83	137	29	7	22	114	19-NA
Mazey, Randy	1985-88	.331	216-NA	650	170	215	40	6	20	121	65-76
McCall, Jack	1964-66	.317	84-84	322	83	102	20	3	17	70	14-NA
McCall, Mike	1967	.237	36-36	139	28	33	8	1	1	11	5-NA
McCann, Brad	2003,04	.363	123-123	504	108	183	41	1	25	132	8-14
McClellan, Dexter	1993,94	.259	98-80	282	54	73	7	5	0	38	16-22
McCollom, Jim	1982-85	.343	226-221	830	203	285	56	12	52	218	20-26
McCray, Ontrell	1996,97	.227	90-50	181	34	41	7	0	2	21	10-11
McDaniel, Mark	1975,76	.208	44-NA	72	17	15	1	1	0	5	7-NA
McDaniel, Tommy	1969	.375	11-NA	16	4	6	1	0	1	2	0-NA
McDonald, Leon	1957,58	.300	NA-NA	20	2	6	3	0	0	3	0-NA
McGibbon, Jon	2011-14	.261	209-148	570	83	149	22	1	9	102	8-10
McMillon, Billy	1991-93	.381	154-143	527	173	201	55	8	19	105	29-45
Meekins, Larry	1975	.000	14-NA	1	0	0	0	0	0	0	0-NA
Melzer, Scott	1991-93	.246	46-2	65	17	16	1	1	0	9	3-3
Meredith, Doc	1975	.258	14-NA	31	4	8	3	0	0	5	0-NA
Milchin, Mike	1987-89	.319	187-181	680	149	217	51	7	25	169	8-13
Miller, Brad	2009-11	.339	191-189	685	173	232	36	8	16	135	46-58
Miller, David	1993-95	.335	183-157	644	143	216	30	15	10	149	51-64
Miller, Jeff	1990-93	.275	218-NA	738	149	203	49	15	19	139	16-27
Miller, Seth	2001,02	.317	62-30	120	23	38	6	0	0	9	3-4
Mitchell, D.J.	2006-08	.241	100-52	220	40	53	8	0	2	24	17-23
Monahan, Shane	1993-95	.394	207-207	856	235	337	60	21	32	169	61-80
Monin, Andy	1991-94	.299	170-111	445	74	133	26	2	8	92	3-6
Montjot, Dave	1969	.500	3-NA	2	0	1	0	0	0	0	0-NA
Moore, Ronnie	1964,65	.212	42-36	132	31	28	3	0	5	21	0-NA
Mork, Hoby	1993,94	.226	59-43	133	28	30	6	0	1	14	0-3
Morris, Bobby	1954	.238	22-21	80	17	19	2	2	3	8	1-NA
Morris, Jeff	1990-93	.313	196-NA	524	120	164	19	7	2	72	15-24
Morris, Tim	2007	.059	13-2	17	2	1	0	0	0	0	0-0
Morris, Wyman	1954	.205	24-24	88	17	18	2	1	7	20	10-NA
Mounce, Richard	2009	.238	26-7	42	1	10	4	0	1	8	0-0
Munroe, Buddy	2007	.167	5-1	6	0	1	0	0	0	0	0-0
Murray, Ken	1971	1.000	2-NA	1	0	1	0	0	0	0	0-NA
Myers, Doby	1956	.277	NA-17	47	8	13	1	0	0	2	0-NA
Myers, Pete	1965-67	.240	54-NA	100	9	24	3	0	1	28	0-NA
Nester, John	2008-10	.274	139-94	350	51	96	20	0	10	62	4-6
Nilsson, Steve	1976-78	.270	142-137	507	131	137	17	7	6	63	46-NA
Nixon, Buddy	1962,64	.315	51-51	184	43	58	12	6	9	50	0-NA
Norris, Bobby	1958,59	.135	NA-NA	37	8	5	0	0	0	4	0-NA
Northrup, Kevin	1989-92	.338	219-NA	742	186	251	55	11	22	150	83-94
Nystrom, Peter	1998	.309	48-45	152	47	47	11	2	6	42	2-2
Oakley, Frank	1962,63	.150	15-NA	20	5	3	1	0	0	8	0-NA
O'Dell, Billy	1954	.214	14-NA	28	3	6	2	1	0	3	1-NA
Odle, Dennis	1971	.000	5-NA	3	0	0	0	0	0	0	0-NA
Ogburn, Mac	1962	.105	10-NA	19	1	2	1	0	0	1	0-NA
<b>Okey, Chris</b>	<b>2014</b>	<b>.248</b>	<b>61-61</b>	<b>226</b>	<b>27</b>	<b>56</b>	<b>9</b>	<b>1</b>	<b>4</b>	<b>41</b>	<b>3-5</b>
Olson, Dave	1961,62	.222	21-NA	27	3	6	0	0	0	2	0-NA
O'Quinn, Jim	1955,56	.289	NA-34	114	15	33	5	1	5	25	0-NA
Owens, Jimmy	1964	.333	8-NA	6	2	2	0	0	0	1	2-NA
Owens, Randy	1973	.000	11-NA	10	0	0	0	0	0	0	0-NA
Pack, Tommy	1964,66	.318	55-48	195	35	62	11	2	5	41	6-NA
Padgett, Matt	1996-98	.318	167-142	569	123	181	30	3	28	137	7-13
Parker, Kyle	2008-10	.302	187-182	689	177	208	34	1	46	166	12-15
Parker, Tim	1988	-----	15-NA	0	1	0	0	0	0	0	0-0
Parmer, Bill	1965-67	.286	45-NA	91	16	26	7	1	1	14	0-NA
Parsons, Jeff	1997	-----	22-4	0	0	0	0	0	0	0	0-0
Pasqualini, Charlie	1959-61	.273	21-NA	11	3	3	0	0	1	3	0-NA
Patrick, Mike	1978	.250	13-NA	8	1	2	0	0	0	1	0-0
Patterson, Chippy	1960	.255	14-13	47	2	12	2	1	0	0	1-NA
Patterson, Gary	1960	.250	1-NA	4	1	1	0	0	0	0	0-NA
Paulling, Bob	1981,83,84	.339	147-137	561	94	190	27	3	18	139	4-6
Paulsen, Ben	2007-09	.318	182-170	663	129	211	45	5	31	130	4-5

ALONG WITH A  
2.94 CAREER  
ERA, JIMMY  
ROLLER HIT  
.322 FROM  
1959-61.



Player	Year(s)	Avg	G-S	AB	R	H	2B	3B	HR	RBI	SB
Pavilack, Harry	1960,61	.270	27-NA	89	26	24	3	2	1	15	4-NA
Pawlowski, John	1983	-----	16-NA	0	0	0	0	0	0	0	0-0
Peltz, Pete	1977,78	.333	103-100	339	82	113	24	5	11	78	32-NA
Penale, Joe	1970	-----	1-NA	0	0	0	0	0	0	0	0-NA
Phillips, Chad	1990-93	.311	168-82	302	51	94	19	3	4	48	10-12
Pierce, Gene	2001,03-05	.333	59-1	24	5	8	1	0	2	5	0-0
Poe, Sam	1959,60	.346	32-NA	52	6	18	3	0	2	11	0-NA
Pohl, Phil	2009-12	.286	198-157	616	94	176	44	1	15	113	7-13
Polk, Riley	1983,84	.275	29-NA	40	7	11	1	0	0	7	1-2
Powers, Scott	1981,83,84	.269	153-145	528	105	142	16	9	17	80	13-19
Pritchard, Daniel	2003-05	.138	53-0	29	9	4	0	0	0	3	1-2
Prophet, Bill	1970-73	.253	114-NA	376	55	95	11	7	3	39	6-NA
Proto, Mike	2001	-----	4-0	0	0	0	0	0	0	0	0-0
Pulaski, Mike	1973,74	.279	76-71	287	45	80	16	4	2	34	3-NA
Pumphrey, Ed	1963,64	.200	11-NA	15	2	3	0	0	0	2	0-NA
Pyzik, Steve	2000-03	.249	168-112	389	60	97	20	1	1	57	3-6
Quintrell, Randy	1977	.000	13-NA	1	0	0	0	0	0	0	0-NA
Reader, D.J.	2013	.000	7-0	3	1	0	0	0	0	0	0-0
Reames, Joe Don	1999	.200	17-3	15	2	3	0	0	0	0	0-1
Redding, Grant	2000	.200	15-0	5	1	1	1	0	0	0	0-0
Reed, Matt	2013	.500	6-2	4	0	2	1	0	0	2	0-0
Reese, Gerald	1960	.273	20-NA	44	11	12	2	1	2	7	1-NA
Rescorla, Skip	1968	.286	6-NA	14	2	4	0	0	0	2	0-NA
Rhodes, Rusty	1995,96	.310	77-39	155	28	48	4	1	0	25	5-6
Ricketts, Art	1961	.246	22-14	65	20	16	1	0	0	6	2-NA
Riddell, Jimmy	1971	.000	1-NA	1	0	0	0	0	0	0	0-NA
Rigsby, Tim	1988-90	.301	125-NA	405	87	122	22	10	12	90	32-40
Riley, Ryan	2000,01	.294	117-110	408	95	120	17	9	7	68	22-31
Roach, Doug	1971	.214	5-NA	14	0	3	2	0	0	1	0-NA
Roberson, Craig	1980-83	.305	193-NA	637	122	194	43	0	24	142	16-23
Robinson, Jerome	1995,96	.288	124-116	420	68	121	17	6	8	70	4-13
Roller, Jimmy	1959-61	.322	39-NA	59	10	19	0	1	1	10	0-NA
Roper, Doug	1996-99	.246	124-84	280	60	69	7	3	2	44	21-25
Rowland, Joey	1986,87	.259	31-NA	27	5	7	2	0	1	5	0-0
Russ, Frank	1979-83	.293	205-NA	757	163	222	51	2	14	123	59-74
Russell, Don	1968-70	.270	133-125	415	102	112	13	18	14	75	19-NA
Ryan, Lanny	1960,62	.325	33-NA	83	16	27	5	1	5	15	1-NA
Sampson, Pete	1974	-----	1-NA	0	0	0	0	0	0	0	0-NA

# INDIVIDUAL CAREER BATTING STATS (ACC ERA)


Player	Year(s)	Avg	G-S	AB	R	H	2B	3B	HR	RBI	SB
Sanders, Matt	2008-09	.296	95-64	250	34	74	14	0	5	38	2-2
Sanders, Smiley	1971-74	.262	114-NA	416	88	109	20	2	21	80	3-NA
Santangelo, Lou	2004	.300	64-64	253	50	76	15	2	18	62	7-8
Santivasci, Jerome	1988	.000	23-NA	2	0	0	0	0	0	0	0-0
Sargent, Dick	1963,64	.367	22-NA	30	12	11	2	1	0	5	0-NA
Sasser, David	1974	.200	3-NA	5	0	1	0	0	0	1	1-NA
Satterfield, Shawn	1992,93	.289	105-79	308	57	89	17	9	5	57	15-20
Savas, Paul	1982,83	.108	23-NA	37	0	4	3	0	0	6	0-0
Schaus, Jeff	2008-11	.320	258-256	973	213	311	61	6	31	211	32-49
Schmidt, Jarrod	2000-02	.284	181-159	617	109	175	32	3	32	131	12-13
Schroeder, Bill	1977-79	.300	131-121	454	98	136	23	3	22	93	29-NA
Schroeder, Bryan	1994-97	.241	96-12	83	24	20	2	3	2	8	1-5
Seel, George	1956	.269	NA-NA	26	5	7	0	0	1	4	0-NA
Seibert, Kurt	1974-76	.328	115-114	408	113	134	16	6	2	39	38-NA
Severs, Johnny	1969-71	.276	129-101	373	93	103	10	14	2	44	36-NA
Sexton, Jay	1980,81	.252	68-NA	107	27	27	6	1	0	8	19-21
Shaffer, Richie	2010-12	.325	174-170	612	156	199	47	4	30	137	18-21
Sharman, Howard	1964,67	.191	43-NA	89	15	17	4	1	3	17	0-NA
Shaver, Tommy	1963	.294	21-NA	34	8	10	0	1	0	1	2-NA
Sheriff, Danny	1980	.213	31-NA	80	9	17	2	2	0	4	2-3
Shealy, Don	1955-57	.292	NA-NA	154	29	45	8	2	3	30	3-NA
Shealy, Lonnie	1954,55	.358	27-NA	81	16	29	4	0	2	10	1-NA
Sheriff, Glenn	1956	.333	NA-NA	42	4	14	0	0	2	6	0-NA
Shumake, Brooks	1982-84	.284	155-140	585	154	166	29	4	22	88	71-84
Siepe, Jeff	1970,71	.200	33-NA	50	5	10	0	1	0	5	4-NA
Simons, Neil	1977-80	.335	215-213	805	195	270	41	14	23	164	44-NA
Singleton, Justin	1998-00	.292	152-98	383	85	112	22	4	6	82	20-26
Sipp, Tony	2004	.280	62-51	211	48	59	13	4	1	23	20-24
<b>Slaton, Tyler</b>	<b>2012-14</b>	<b>.260</b>	<b>167-123</b>	<b>454</b>	<b>79</b>	<b>118</b>	<b>14</b>	<b>4</b>	<b>3</b>	<b>45</b>	<b>23-32</b>
Slevin, David	2002,03	.306	115-104	395	74	121	18	2	5	52	7-14
Smith, Brodie	1994	.216	22-7	37	3	8	2	0	0	3	0-1
Smith, Bryan	1981,82	.259	81-NA	255	56	66	14	3	4	48	3-4
Smith, Buster	1967-69	.244	82-NA	287	36	70	9	0	6	44	4-NA
Smith, Dale	1963-65	.225	30-NA	40	5	9	0	0	0	5	0-NA
Smith, Jameson	2006	.125	15-2	16	0	2	0	0	0	0	0-0
Smith, Joe	1955	.308	14-13	52	8	16	2	0	1	6	0-NA
Smith, Jon	2000-02	.267	31-2	30	7	8	3	0	1	6	0-0

Player	Year(s)	Avg	G-S	AB	R	H	2B	3B	HR	RBI	SB
Smith, Marquez	2006,07	.315	130-127	473	107	149	33	3	23	104	11-15
Smith, Tad	1990,91	.250	37-NA	60	12	15	1	1	1	6	0-0
Smith, Tommy	1985	.253	31-NA	87	12	22	5	1	2	12	1-1
Sokohl, Jack	1969	.000	3-NA	2	0	0	0	0	0	0	0-NA
Spears, Derek	1982,84,85	.279	100-NA	165	48	46	4	0	0	11	30-36
Spiers, Bill	1985-87	.325	173-167	681	169	221	34	17	17	119	60-68
Spiers, Bud	1956-58	.254	NA-67	256	44	65	7	3	7	44	4-NA
Spiers, Michael	1988-91	.301	184-NA	522	128	157	31	1	16	110	32-38
Springs, Ashley	1996	.200	8-0	5	0	1	0	0	0	1	0-0
Sprouse, Dave	1959-61	.238	26-NA	21	3	5	1	0	0	2	0-NA
Squires, Bob	1984	.145	24-NA	62	7	9	1	0	1	12	0-0
Stanley, Henri	1997-00	.293	231-170	666	191	195	39	8	17	122	57-64
Stanley, John	1969	.214	8-NA	14	4	3	0	1	0	4	0-NA
Steele, Bill	1987	.346	53-NA	104	22	36	8	0	4	30	4-5
Stefan, Todd	1988-91	.288	211-NA	624	140	180	33	9	5	95	45-54
Stidham, Ryan	1991	.222	13-1	18	7	4	0	0	1	1	0-0
Stolz, Jason	2009-12	.278	218-190	654	105	182	31	0	10	88	24-34
Stombaugh, Skip	1971,73	.000	7-NA	8	2	0	0	0	0	1	0-NA
Stone, Casey	1998-01	.337	225-170	736	168	248	35	6	3	131	59-71
Storror, Travis	2004-06	.329	171-170	624	124	205	38	5	22	121	7-10
Stowe, Harold	1957-59	.212	NA-NA	99	8	21	4	1	0	4	0-NA
Strickland, David	1981	.219	11-NA	32	5	7	0	1	0	3	1-1
Stryhas, Paul	1998	.355	22-7	31	6	11	5	0	0	11	0-0
Suggs, Dick	1959	.205	29-23	78	17	16	3	2	1	7	5-NA
Surber, Jon	2011	.250	4-0	4	1	1	0	0	0	0	0-0
Sutton, George	1964-66	.279	84-81	305	64	85	8	5	20	73	1-NA
Swanner, Jamie	1983	.289	45-38	135	15	39	6	0	0	21	0-3
Swetenburg, Dick	1954-56	.222	NA-56	167	39	37	3	3	4	22	5-NA
Taulbee, Andy	1993	.000	31-9	3	0	0	0	0	0	0	0-0
Taylor, Joe	1992,93	.294	117-112	394	79	116	16	4	2	55	22-26
Taylor, Joey	1961,62	.359	38-33	117	35	42	10	2	5	28	1-NA
Templeton, Jim	1955	.000	4-NA	3	0	0	0	0	0	0	0-NA
Terrill, Brett	1974,75	.239	59-NA	201	45	48	12	1	4	39	8-NA
Teufel, Tim	1979,80	.367	101-98	365	102	134	30	4	24	116	26-29
Theiling, Ron	1976	.000	8-NA	13	0	0	0	0	0	0	0-NA
Thompson, Tommy	1985,86	.296	107-95	389	59	115	22	5	5	78	8-16
Threadgill, Henry	1986-89	.314	217-NA	722	153	227	38	12	8	136	85-102
Toth, Bill	1955,56	.167	NA-NA	12	0	2	0	0	0	0	0-NA
Trado, Bill	1956	.111	NA-NA	9	1	1	0	0	0	0	0-NA
<b>Triller, Mike</b>	<b>2013,14</b>	<b>.291</b>	<b>44-10</b>	<b>55</b>	<b>8</b>	<b>16</b>	<b>3</b>	<b>0</b>	<b>0</b>	<b>8</b>	<b>4-5</b>
Tripp, David	1988,89	.217	60-NA	46	9	10	2	1	0	4	4-5
Triplett, Russell	2001-04	.312	222-178	698	132	218	43	1	11	98	17-29
Tucker, Steve	1973-76	.317	131-NA	502	102	159	38	9	12	102	19-NA
Urrico, Anthony	2001	-----	9-0	0	0	0	0	0	0	0	0-0
Valiente, Roberto	2002,03	.271	82-50	221	35	60	11	2	1	28	2-5
Van Dyke, Steve	1980-83	.213	135-NA	263	40	56	9	0	1	30	5-6
Van Volkenburg, Dave	1969-72	.224	101-NA	259	39	58	4	10	6	48	8-NA
Veronee, Jack	1961	.345	18-13	58	9	20	3	0	1	19	0-NA
Vessell, Jeff	1997-99	.150	31-0	20	2	3	1	0	0	2	0-0
Vincent, Damon	1961-63	.258	45-NA	93	16	24	3	1	6	17	1-NA
Waldrop, Kenny	1966	.250	7-NA	4	3	1	0	0	0	0	1-NA
Walling, Denny	1975	.421	38-38	140	46	59	9	3	13	60	11-NA
Ward, Adam	2007-09	.286	23-1	14	2	4	0	0	0	1	0-0
Ward, Mike	1969,70	.248	54-NA	133	26	33	4	0	2	21	5-NA
Ward, Ryan	1995,96	.000	29-0	15	2	0	0	0	0	2	0-0
Waters, Keith	1966-68	.270	101-97	382	67	103	8	6	4	49	21-NA
Watson, Charlie	1965-67	.293	56-NA	99	15	29	5	4	0	21	0-NA
Watson, Reed	1966,68	.125	18-NA	40	8	5	1	0	0	4	0-NA
Weeks, Calvin	1969-72	.277	158-NA	571	88	158	25	7	11	84	8-NA
Weems, Billy	1977-80	.315	194-179	674	157	212	31	13	13	110	68-NA
Weisman, John	1968	.000	2-NA	2	1	0	0	0	0	1	0-NA
West, Mike	1972	.273	7-NA	11	3	3	1	0	0	0	0-NA
Whitaker, Oliver	1987	.000	21-NA	1	0	0	0	0	0	0	0-0
White, Craig	1969-71,73	.329	156-143	559	109	184	36	12	27	127	8-NA
<b>White, Eli</b>	<b>2014</b>	<b>.143</b>	<b>28-8</b>	<b>35</b>	<b>3</b>	<b>5</b>	<b>2</b>	<b>0</b>	<b>0</b>	<b>2</b>	<b>1-1</b>
Whitfield, Larry	1967	.250	6-NA	4	0	1	0	0	0	0	0-NA
Whitfield, Mike	1968,69	.000	16-NA	10	1	0	0	0	0	0	0-NA
Widmann, Stan	2005-09	.284	194-191	701	110	199	30	5	8	90	39-42
Wilkerson, Steve	2011-14	.291	216-185	742	131	216	47	6	11	115	29-38
Williams, David	2005	.184	33-9	49	8	9	4	0	0	2	2-2
Williams, Keith	1991-93	.332	160-131	557	113	185	40	5	35	166	12-22
Williams, Ray	1984-87	.286	200-178	590	141	169	28	13	34	133	70-78
Williams, Russ	1969	.400	15-NA	15	4	6	1	0	0	5	1-NA
Williams, Steve	1984-87	.309	177-NA	482	107	149	22	9	11	94	28-39
Wilson, Larry	1956-58	.226	NA-52	195	18	44	7	2	1	28	0-NA
Wilson, Mitch	1981-84	.254	115-NA	224	45	57	8	1	4	37	7-10
Wilson, Rick	1971,72	.154	18-NA	39	3	6	3	0	0	2	0-NA
<b>Wilson, Weston</b>	<b>2014</b>	<b>.240</b>	<b>55-51</b>	<b>154</b>	<b>18</b>	<b>37</b>	<b>5</b>	<b>0</b>	<b>2</b>	<b>23</b>	<b>3-5</b>
Wingo, Billy	1974-77	.296	152-NA	510	114	151	18	7	5	90	41-NA
Wisniewski, Gene	1977,78	.272	53-NA	125	18	34	3	0	0	22	4-NA
Wood, Matt	1997	.000	1-0	1	0	0	0	0	0	0	0-0
Wrenn, David	1963,65	.308	17-NA	13	2	4	0	0	0	3	0-NA
Yeargin, Ray	1956	.000	NA-NA	1	4	0	0	0	0	0	0-NA
Young, Rick	1969,70	.280	56-NA	168	32	47	10	1	5	28	2-NA
Youngman, Steve	1978,79	.225	62-NA	169	31	38	6	1	4	17	6-8
Zupa, Ron	1966-68	.242	96-NA	306	43	74	17	4	5	40	3-NA

# INDIVIDUAL CAREER PITCHING STATS (ACC ERA)

Player	Year(s)	ERA	W-L	G-S	SV	IP	H	R	ER	BB	SO
Abbott, Gus	1958	9.00	0-0	1-0	NA	1.0	2	2	1	2	0
Adams, Brian	1997-99	5.57	11-9	57-20	1	176.0	201	126	109	84	128
Adams, Darren	1998	3.52	0-0	7-0	0	7.2	7	3	3	1	9
Adams, Mark	1971-73	5.16	3-5	19-11	NA	66.1	60	50	38	57	55
Additon, Matt	1997-00	5.16	19-8	98-5	8	198.2	215	138	114	95	186
Allen, Chris	2006	0.00	0-0	1-0	0	1.0	0	0	0	0	0
Anderson, Alan	1969	6.00	1-0	3-1	NA	6.0	5	4	4	6	2
Anderson, Chris	1981	9.64	0-1	4-1	0	4.2	8	7	5	5	0
<b>Andrews, Patrick</b>	<b>2012-14</b>	<b>4.25</b>	<b>3-4</b>	<b>49-1</b>	<b>2</b>	<b>72.0</b>	<b>67</b>	<b>42</b>	<b>34</b>	<b>27</b>	<b>54</b>
Angel, Jason	1990-92	3.00	25-6	48-34	0	228.0	195	97	76	90	156
Armour, Alan	1979-81	4.05	3-4	15-0	0	26.2	28	15	12	16	12
Bailey, Kyle	2012	0.00	0-0	2-0	0	1.0	2	0	0	1	1
Baker, Jimmy	1970,72-74	5.07	2-5	29-2	NA	60.1	63	49	34	39	36
Baldwin, Chuck	1986,87	2.61	4-3	22-0	6	38.0	34	14	11	11	26
Barnes, Brian	1986-89	2.97	44-10	78-65	3	475.1	379	220	157	250	513
<b>Bates, Clay</b>	<b>2012-14</b>	<b>4.56</b>	<b>1-1</b>	<b>46-0</b>	<b>1</b>	<b>49.1</b>	<b>51</b>	<b>30</b>	<b>25</b>	<b>26</b>	<b>33</b>
Bendinelli, Chad	2000,02	6.75	0-0	13-0	0	13.1	13	10	10	9	4
Bennett, James	1996	9.00	0-0	1-0	0	1.0	0	1	1	1	0
Benson, Kris	1994-96	2.90	29-8	50-47	1	319.2	268	139	103	79	356
Berken, Jason	2003,04,06	3.04	18-6	47-36	0	186.2	171	88	63	77	156
Berney, Scott	2000	3.39	9-4	17-17	0	106.1	96	42	40	25	59
Bevis, Jay	1969-72	2.13	13-9	69-2	20	147.2	102	44	35	57	98
Biegert, Mark	1986	9.00	0-0	3-0	0	2.0	1	2	2	2	0
Bigwood, Dave	1973	3.77	2-2	14-1	0	28.2	29	16	12	11	17
Boettcher, Donny	1970	1.40	1-1	6-3	NA	19.1	15	4	3	14	5
Bond, William	2007,08	4.50	0-0	7-0	0	6.0	10	5	3	2	7
Bonekat, Bill	1967-69	3.20	5-3	20-5	NA	59.0	59	32	21	30	46
Boozier, Thomas	1999-02	5.50	10-4	88-9	4	145.2	180	101	89	59	98
<b>Bostic, Alex</b>	<b>2014</b>	<b>27.00</b>	<b>0-1</b>	<b>8-1</b>	<b>0</b>	<b>4.1</b>	<b>9</b>	<b>16</b>	<b>13</b>	<b>11</b>	<b>3</b>
Botkin, Alan	1986-89	4.33	23-11	57-43	0	257.2	258	161	124	162	197
Boyer, John	1989	2.45	0-0	7-0	0	7.1	10	4	2	4	4
Bradford, Eric	1990-92	3.15	10-4	65-0	4	97.0	88	36	34	31	86
Bradford, Jeff	1971-74	3.25	6-5	30-15	NA	110.2	92	61	40	58	82
Bradley, Len	1979,80	3.34	12-3	43-14	12	164.1	133	78	61	81	146
Brady, Kevin	2009-12	3.27	4-3	50-19	1	135.0	129	57	49	38	148
Briley, Paxton	1990-92	3.24	15-4	44-20	1	180.1	168	76	65	58	135
Brizek, Seth	1993,95	10.13	0-0	6-0	0	8.0	13	9	9	5	8
Brown, Mike	1978-80	3.25	23-9	48-40	1	257.1	221	124	93	96	178
Browning, Skip	1997-99	5.18	11-8	43-25	0	147.2	165	112	85	72	118
Bryant, Russell	1970,71	5.61	1-0	15-4	NA	43.1	57	37	27	22	22
Burnett, John	1985,86	5.44	2-2	38-0	5	51.1	50	33	31	44	33
Burnette, Bill	1961,62	3.18	3-0	12-2	NA	22.2	20	16	8	12	7

Player	Year(s)	ERA	W-L	G-S	SV	IP	H	R	ER	BB	SO
Burttram, Jody	1979,81	16.20	0-0	3-0	0	3.1	9	9	6	3	3
Callahan, Sonny	1973	9.00	0-0	3-0	0	4.0	5	4	4	3	2
<b>Campana, Jackson</b>	<b>2013,14</b>	<b>3.46</b>	<b>0-0</b>	<b>11-0</b>	<b>0</b>	<b>13.0</b>	<b>12</b>	<b>6</b>	<b>5</b>	<b>9</b>	<b>10</b>
Campbell, Matt	2011-14	2.73	7-3	78-0	19	108.2	66	37	33	54	134
Carter, Chris	1992,93	5.06	0-0	6-0	0	5.1	4	3	3	5	4
Casey, Greg	1963,64	4.15	9-4	22-10	NA	97.2	101	63	45	26	52
Chapman, Tommy	1963-65	3.12	12-7	38-26	NA	213.1	179	107	74	114	210
Charpia, Rusty	1986	9.00	0-0	1-0	0	1.0	2	2	1	0	1
Childs, Ryan	2000-02	5.42	7-4	41-16	1	103.0	115	79	62	41	63
Clackum, Scott	1997,98	1.50	10-5	47-0	13	78.0	55	18	13	25	75
Clark, Sean	2006	2.50	2-0	11-2	0	36.0	28	12	10	10	30
Clayton, Pat	2003	3.21	1-0	10-0	0	14.0	9	8	5	7	17
Cline, Steve	1973,74	1.94	16-5	24-22	0	162.0	114	52	35	81	137
Cline, Ty	1959,60	2.78	5-1	13-10	NA	64.2	49	27	20	23	66
Clyne, Stephen	2005-07	2.84	8-3	66-0	5	98.1	90	38	31	34	104
Cohen, Earl	1966,67	2.49	2-1	13-1	NA	25.1	13	13	7	13	13
Collins, Pat	1997	6.89	4-1	12-11	0	49.2	66	45	38	36	49
Compton, George	1954-56	NA	NA-NA	12-NA	NA	NA	NA	NA	NA	NA	NA
Cone, Mickey	1954	NA	NA-NA	3-0	NA	NA	NA	NA	NA	NA	NA
Cook, Brandt	1999,00	8.50	1-1	9-0	0	18.0	23	21	17	15	10
Cositore, Vince	1972	6.75	0-0	1-0	NA	4.0	7	4	3	0	1
Cram, Josh	2001	4.20	4-2	28-0	6	40.2	48	25	19	11	38
Cribb, Josh	2003-06	3.47	22-7	68-32	2	282.1	274	128	109	71	257
Crosland, Ben	1954,55	NA	3-5	11-8	NA	61.2	NA	NA	NA	NA	36
<b>Crownover, Matthew</b>	<b>2013,14</b>	<b>2.60</b>	<b>15-9</b>	<b>32-30</b>	<b>0</b>	<b>169.1</b>	<b>158</b>	<b>64</b>	<b>49</b>	<b>37</b>	<b>135</b>
Cruz, Tomas	2009,10	4.27	5-6	48-0	7	86.1	80	43	41	34	66
Currier, Steve	1985	7.11	2-3	18-0	1	25.1	29	22	20	11	17
Curtis, John	1968	1.80	4-3	7-5	NA	40.0	22	13	8	19	42
Dawsey, Jason	1993-95	3.55	22-8	62-42	1	304.1	294	146	120	87	276
Deese, Kyle	2009	2.70	0-0	7-0	0	6.2	3	3	2	9	7
Delk, Trey	2008,09	3.70	6-2	25-16	0	92.1	99	44	38	37	75
Demarest, Alan	1968-70	4.07	7-4	36-10	NA	117.1	107	71	53	58	72
Drake, Johnny	1956	2.56	4-2	9-6	NA	45.2	29	13	13	34	49
Duke, Bill	1980-82	3.99	12-6	39-27	1	173.2	194	110	77	74	76
Dwyer, Chris	2009	4.92	5-6	17-17	0	86.0	76	52	47	33	95
Edgeworth, Teak	1958	12.41	0-1	5-1	NA	12.1	20	19	17	11	6
Edwards, Dick	1964	-----	0-1	1-1	NA	0.0	3	5	5	3	0
Eggleston, Jamie	1992-95	3.13	6-2	58-0	2	95.0	103	54	33	35	56
Ellis, Rob	2001	4.50	0-0	3-0	0	2.0	3	2	1	2	2
Elrod, Frank	1957	0.00	0-0	4-0	NA	4.0	5	1	0	0	3
<b>Erwin, Zack</b>	<b>2013,14</b>	<b>3.87</b>	<b>9-5</b>	<b>48-13</b>	<b>4</b>	<b>132.2</b>	<b>112</b>	<b>66</b>	<b>57</b>	<b>48</b>	<b>94</b>
Eubanks, Charlie	1959	6.00	0-0	2-0	NA	3.0	1	2	2	5	2




KRIS BENSON (RIGHT), WHO HAD A 29-8 RECORD AND 2.90 ERA IN HIS CAREER, HEADLINED THE 1996 WEEKEND ROTATION ALONG WITH BILLY KOCH (LEFT) AND KEN VINING (SECOND FROM LEFT), AND COACHED BY JOHN PAWLOWSKI (SECOND FROM RIGHT).

# INDIVIDUAL CAREER PITCHING STATS (ACC ERA)

Player	Year(s)	ERA	W-L	G-S	SV	IP	H	R	ER	BB	SO
Farina, Alan	2007	3.77	6-3	25-2	1	57.1	41	26	24	27	72
Faris, Stephen	2004-06	3.24	16-10	55-33	1	242.0	223	107	87	56	189
Faw, Brian	1989-90	3.92	7-5	39-16	5	131.0	141	76	57	45	103
Fidrych, Chris	2005-07	4.19	0-0	20-0	0	19.1	16	9	9	8	16
Fiorenza, Drew	2005-06	5.65	2-1	30-1	2	36.2	44	24	23	20	38
Firth, Scott	2010-13	2.94	17-7	75-17	7	195.2	192	90	64	90	148
Fisher, Jeff	1982,84,85	5.35	1-6	22-2	2	35.1	54	24	21	30	16
Frank, Kyle	1999	20.25	0-0	1-0	0	1.1	4	3	3	0	1
Frazier, Jeff	1986	9.00	0-0	1-0	0	1.0	2	1	1	1	1
Frazier, Ron	1988-90	4.01	16-7	63-30	6	215.2	205	126	96	99	177
Frederick, Alex	2009-11	3.62	8-5	66-3	7	107.0	102	49	43	45	91
Frick, Talmadge	1962	6.00	0-0	6-0	NA	9.0	15	6	6	4	4
Gallagher, Glenn	1981	1.96	2-0	8-0	1	18.1	15	6	4	8	12
Gambrell, Sam	1957	5.63	0-2	5-3	NA	24.0	29	16	15	10	13
Gardner, Jack	1958	2.70	0-0	3-0	NA	3.1	2	2	1	4	2
Gerhardt, Rusty	1969-72	2.39	34-14	59-55	NA	384.1	254	132	102	163	382
Gibson, Nelson	1966-68	2.64	12-1	31-12	NA	112.2	92	51	33	39	80
Gilbert, Jeff	1981-83	3.10	21-5	42-36	1	246.2	198	99	85	96	134
Glaser, Nick	2000-01	3.20	4-5	51-3	16	81.2	83	36	29	39	84
Gossett, Daniel	2012-14	2.80	23-9	50-41	2	282.2	218	102	88	107	285
Graham, Lindsay	1970-73	2.68	21-10	48-32	NA	235.0	193	82	70	75	151
Gray, Doug	1979	0.00	0-0	1-0	0	2.0	0	0	0	2	1
Gross, Jason	1988	27.00	0-0	2-0	0	1.0	0	3	3	4	0
Guin, Greg	1980-81	1.04	2-0	7-0	0	17.1	13	3	2	5	12
Gullickson, Craig	2008-09	4.19	5-2	28-6	0	53.2	61	32	25	23	43
Hackett, Roger	1982	3.45	1-0	14-3	2	31.1	37	16	12	12	14
Hahn, Jeff	2002-05	3.72	15-8	88-11	7	205.2	208	100	85	80	158
Harbeson, Gene	1961-62	3.51	3-4	13-8	NA	56.1	55	37	22	35	33
Harman, Casey	2008-10	3.86	16-12	68-34	1	251.2	257	119	108	60	238
Harrelson, Paul	2000-03	3.70	10-4	78-3	14	109.1	121	56	45	34	83
Harrison, Donovan	1998	4.97	4-3	16-1	2	50.2	46	32	28	17	44
Hartnett, Jim	1981	7.36	0-1	9-0	1	18.1	21	18	15	16	1
Harvey, Kris	2003-05	5.82	15-5	40-33	1	159.1	179	112	103	82	126
Haselden, David	2009-12	3.39	15-7	72-12	6	183.0	194	87	69	48	127
Hauser, Scott	1995-97	5.40	11-6	50-17	0	143.1	155	99	86	55	76
Hawkins, Heyward	1962	12.00	0-0	1-0	NA	3.0	5	4	4	2	1
Heck, Chris	1999	2.23	6-1	18-0	5	32.1	29	10	8	15	26
Hendley, Bailey	1958-60	4.11	11-3	30-19	NA	133.2	116	78	61	86	105
Henrie, Matt	1999-01,02	3.28	19-8	44-28	3	183.2	177	89	67	55	136
Hess, David	1982	4.55	0-1	13-1	2	27.2	34	20	14	18	11
Hester, Ricky	1983	2.42	0-2	14-0	1	22.1	13	8	6	19	13
Hinson, Ryan	2006-09	3.69	15-8	85-27	2	219.1	213	120	90	97	200
Hogan, Patrick	2001-04	4.22	8-8	79-8	18	190.0	190	105	89	64	176
Holtz, Mike	1991-94	3.31	19-5	72-23	7	214.2	179	100	79	107	220
Hoover, Donnie	1982-83	4.31	7-8	38-11	4	117.0	121	74	56	46	48
Hourigan, Jeff	2002-03	5.04	1-2	23-3	3	44.2	47	27	25	16	45
Howard, Chris	2005-06	2.45	1-0	7-0	0	7.1	6	2	2	1	2
Hudgins, Tom	1968-70	3.97	10-9	34-18	NA	122.1	123	79	54	72	84
Huggins, Mike	1986,87,89	5.37	4-3	41-0	4	65.1	73	43	39	26	41
Humphries, Leonard	1954-56	NA	7-10	25-20	NA	140.2	NA	NA	NA	NA	91
Jackson, Steven	2001-04	4.62	19-8	67-34	0	220.0	239	136	113	97	146
James, Bill	1966-68	2.59	7-3	28-10	NA	94.0	79	32	27	28	66
Jay, John	1984,85	7.00	1-1	15-8	2	36.0	43	34	28	36	27
Jaynes, Johnny	1968	18.00	0-0	1-0	NA	1.0	2	3	2	3	0
Jersild, Aaron	1988,90-92	3.66	17-7	75-23	8	199.1	186	104	81	85	139
Johnson, Addison	2011	9.00	0-0	1-0	0	1.0	3	1	1	0	0
Johnson, Laval	1967-69	3.24	4-5	21-13	NA	89.0	76	47	32	63	66
Jones, Johnny	1962	20.25	0-0	1-0	NA	1.1	3	3	3	3	0
Kendall, Chet	1990-91	2.72	4-1	28-0	2	49.2	32	19	15	28	49
Kent, Mike	2010-13	4.73	3-4	41-3	2	72.1	82	45	38	25	41
Kenyon, Bobby	1978-80	3.34	18-10	44-31	1	212.2	190	99	79	71	136
Keppen, Jeff	1993,94	5.37	4-4	37-6	0	67.0	76	57	40	56	49
Key, Jimmy	1980-82	3.64	20-14	53-46	0	318.2	304	161	129	104	191
Kimbrell, Mike	1988-91	3.63	17-1	55-16	0	156.1	137	77	63	75	118
Koch, Billy	1994-96	3.74	21-9	51-44	1	276.2	215	148	115	131	338
Koerner, Brody	2013,14	6.06	1-2	15-7	0	35.2	34	31	24	32	37
Kopp, David	2005-07	4.18	16-8	60-32	1	228.1	233	131	106	76	167
Kyle, Kevin	2010	3.00	0-1	13-0	0	12.0	10	8	4	5	5
Lahey, Ed	1958	4.12	6-2	16-8	NA	72.0	73	46	33	39	55
Lamb, Will	2009-11	4.47	5-5	43-15	3	98.2	103	55	49	44	74
LaMura, B.J.	2000-02	5.48	6-2	43-8	1	88.2	84	63	54	54	96
Lawmore, Wayne	1973	6.00	1-1	4-3	0	12.0	11	11	8	10	8
Lawton, John	1992	1.69	0-0	3-0	0	5.1	4	1	1	3	2
Laycock, Bobby	1983	3.14	1-0	7-1	0	14.1	17	10	5	14	2
Lee, Larry	1973,74	5.36	2-3	14-8	1	40.1	42	34	24	28	23
Leone, Dominic	2010-12	4.63	16-8	53-38	0	208.0	212	123	107	93	178
Lilley, Laurus	1979-80	10.38	0-2	6-0	0	8.2	13	12	10	5	4
Lodgek, Ed	1966,67	5.11	1-1	11-5	NA	37.0	33	23	21	30	24
Lombardi, Justin	1999-00	9.00	0-0	14-0	1	12.0	17	14	12	15	21
Long, Jake	2014	5.30	3-3	16-12	0	56.0	55	36	33	32	42
Lovorn, Garrett	2014	5.06	0-0	9-0	0	10.2	10	7	6	7	10
Lowell, Bob	1964,65,67	3.58	0-3	19-4	NA	50.1	56	36	20	27	24
Lowery, Phillip	1986-88	3.52	15-4	59-8	4	168.2	184	78	66	32	102
Lumsden, Tyler	2002-04	4.23	17-7	58-37	2	225.1	218	131	106	107	223
Lynn, Kevin	2000-01	4.34	7-4	40-9	1	105.2	122	59	51	32	96
Lyon, Tommy	1962,63	3.67	9-5	27-13	NA	122.2	133	73	50	39	76
Mahoney, Collin	2004	6.63	1-3	16-0	0	19.0	23	15	14	12	26
Mahony, Bob	1974-76	3.24	10-5	24-15	1	125.0	106	58	45	61	111

**RUSTY GERHARDT  
TOTALED 34 WINS  
AND A 2.39 ERA  
FROM 1969-72.**



Player	Year(s)	ERA	W-L	G-S	SV	IP	H	R	ER	BB	SO
Malec, Mark	1975	2.65	1-0	5-1	1	17.0	10	5	5	15	14
Malkmus, David	1977	7.13	1-0	7-3	1	17.2	17	15	14	16	8
Mallon, Tom	1980-84	3.36	12-7	51-22	4	155.1	146	82	58	87	103
Marchal, Doug	1985-87	5.88	6-3	33-7	5	67.1	86	53	44	43	35
Markley, Jim	1960	0.00	0-0	1-0	NA	2.1	7	8	0	1	1
Martin, Alex	2006-08	6.39	3-0	32-0	0	31.0	38	24	22	17	20
Martin, Glenn	1981-83	4.57	5-4	35-0	1	65.0	72	37	33	34	32
Martin, Lynn	1981-83	4.42	2-7	53-0	7	77.1	80	48	38	34	44
Masone, Tony	1977	0.00	0-0	1-0	0	0.2	4	5	0	1	0
Matthews, Houston	1974,76,77	3.82	8-2	28-5	8	92.0	89	47	39	45	64
Matz, Brian	1994-96	4.43	8-1	51-9	4	107.2	110	63	53	47	84
Mazey, Randy	1985,86,88	5.51	7-1	22-13	0	96.1	104	71	59	55	47
McDonald, Leon	1957,58	4.82	1-2	11-3	NA	37.1	42	23	20	20	22
McKinney, Clinton	2008,09	6.00	4-0	28-0	0	36.0	44	32	24	15	25
Meekins, Larry	1974,75	2.80	8-4	32-6	5	112.2	98	48	35	42	71
Meyer, Jonathan	2010-13	3.86	11-8	86-16	4	207.1	229	97	89	52	161
Milchin, Mike	1987-89	2.79	7-3	46-5	13	90.1	62	37	28	40	102
Miller, David	1993	7.15	0-0	6-0	0	11.1	15	10	9	5	9
Miller, Scott	1991,92	3.44	19-4	33-26	2	178.0	171	88	68	84	134
Mishoe, Wayne	1974,75	2.70	1-0	4-0	0	3.1	2	1	1	2	0
Mitchell, D.J.	2007,08	3.40	11-5	35-21	0	151.0	145	72	57	56	155
Mitchell, John	1975	11.25	0-1	3-0	0	4.0	3	5	5	6	2
Moorefield, Joseph	2010-13	5.03	2-1	64-0	0	34.0	44	24	19	17	26
Moschella, Mike	1990,91	4.76	0-0	4-0	0	5.2	6	5	3	2	4
Moskos, Daniel	2005-07	3.25	10-13	81-10	16	149.2	148	63	54	67	147
Mottl, Ryan	1997-00	4.82	33-19	72-68	0	414.1	437	259	222	145	360
Mounce, Richard	2009	7.94	0-0	5-0	0	5.2	8	5	5	0	1
Moyer, Drew	2014	3.46	5-1	28-0	2	39.0	40	20	15	22	32
Murphy, Brett	2003	3.06	1-1	14-1	0	17.2	18	10	6	10	9
Murr, Jack	1974	2.71	4-4	11-11	0	63.0	49	26	19	41	33
Murray, Ken	1971	9.64	0-0	2-1	NA	4.2	6	5	5	3	4
Musselman, Ron	1976,77	2.64	20-5	31-29	0	228.1	176	84	67	95	185
Myers, Pete	1966,67	3.07	7-5	25-7	NA	85.0	76	36	29	30	68
Needham, Rick	1969	37.80	0-0	2-0	NA	1.2	4	8	7	5	0
O'Dell, Billy	1954	0.79	8-3	14-11	NA	91.1	56	26	8	35	111
Odle, Dennis	1971	3.06	1-1	5-3	NA	17.2	13	6	6	11	14
Olson, Dave	1961,62	5.63	6-6	21-11	NA	76.2	76	63	48	59	47
Owens, Randy	1973	3.24	1-0	9-2	0	33.1	24	17	12	25	16

# INDIVIDUAL CAREER PITCHING STATS (ACC ERA)



JUSTIN SARRATT HAD A 3.32 STRIKEOUT-TO-WALK RATIO IN HIS CAREER FROM 2007-11.

Player	Year(s)	ERA	W-L	G-S	SV	IP	H	R	ER	BB	SO
Paradis, Mike	1997-99	5.42	11-3	41-29	0	171.0	169	124	103	104	164
Parker, Tim	1987,88,90	3.22	13-6	45-35	1	187.0	146	90	67	104	146
Parmar, Bill	1965-67	2.59	18-3	37-29	NA	194.2	149	73	56	118	155
Parrish, Scott	1981,83,84	2.86	21-3	40-32	1	226.1	187	92	72	110	124
Parsons, Jeff	1997	7.71	2-0	20-4	2	37.1	46	34	32	24	44
Pasqualini, Charlie	1959-61	6.28	2-2	20-3	NA	38.2	42	32	27	20	20
Paulling, Bob	1983,84	5.40	0-0	5-0	0	6.2	10	4	4	2	1
Pawlowski, John	1983-85	3.88	21-12	54-30	5	241.1	224	143	104	107	155
Pawlowski, John A.	1989-91	4.08	6-2	34-13	0	88.1	84	50	40	67	87
Peele, Tim	1988-91	4.60	11-1	71-4	6	107.2	102	66	55	68	83
Penale, Joe	1970	0.00	0-0	1-0	NA	3.0	4	0	0	4	2
Phillips, Chad	1990-93	3.51	17-3	57-19	7	187.1	189	89	73	56	140
<b>Pohle, Kevin</b>	<b>2011,12,14</b>	<b>3.84</b>	<b>12-6</b>	<b>38-17</b>	<b>0</b>	<b>119.2</b>	<b>135</b>	<b>65</b>	<b>51</b>	<b>47</b>	<b>62</b>
Pomeranz, Mike	1987,88	6.13	5-4	24-13	1	72.0	70	55	49	63	51
Porter, Chuck	1974-76	2.43	24-6	40-34	0	270.0	204	95	73	113	173
Powers, Scott	1984	0.00	0-0	1-0	0	1.0	2	0	0	1	0
Proto, Mike	1998-01	4.96	2-0	56-8	1	101.2	111	66	56	45	95
Qualters, Tommy	1975-78	4.00	12-1	36-9	9	117.0	116	66	52	34	82
Quintrell, Randy	1974-77	3.19	20-10	43-33	3	231.0	216	104	82	117	109
Reba, Steve	1999-02	4.11	33-11	78-45	2	319.1	316	171	146	124	263
Rhue, Mike	1998,00	3.52	0-0	9-0	0	7.2	10	7	3	6	4
Rice, Tim	1981-84	4.05	13-6	50-18	3	164.1	158	104	74	48	97
Richard, Steve	2006	4.30	0-1	21-0	4	23.0	29	12	11	9	14
Rohrbaugh, Robert	2003-05	3.96	12-9	65-29	2	202.1	210	102	89	76	153
Roller, Jimmy	1959-61	2.94	9-6	36-13	NA	156.0	137	67	51	37	93
Roper, Doug	1996,99	5.46	1-0	16-0	1	28.0	29	19	17	8	21
Rothlin, Trent	2008	9.69	1-0	7-3	0	13.0	14	15	14	11	6
Russell, Don	1969	0.00	0-0	2-0	NA	3.1	4	0	0	2	1
Santivasci, Jerome	1985,87-89	2.88	15-6	70-2	9	153.0	143	59	49	59	122
Sarratt, Justin	2007-11	4.20	13-7	80-25	1	193.0	211	110	90	41	136
Sauve, Jeff	1992-95	4.09	18-7	73-16	2	204.2	201	115	93	73	154
Saylor, Robby	1954	NA	NA-NA	1-1	NA	NA	NA	NA	NA	NA	NA
<b>Schmidt, Clate</b>	<b>2013,14</b>	<b>4.44</b>	<b>8-11</b>	<b>36-19</b>	<b>0</b>	<b>121.2</b>	<b>147</b>	<b>73</b>	<b>60</b>	<b>54</b>	<b>78</b>
Schmidt, Jarrod	2000-02	4.17	18-3	37-30	0	174.2	181	96	81	85	130
Schmitt, Paul	1977-79	4.41	6-2	30-4	3	81.2	83	50	40	27	34
Schnabel, Brock	2007,08	18.00	1-1	6-0	0	5.0	8	10	10	2	4
<b>Schnell, Kyle</b>	<b>2013,14</b>	<b>4.13</b>	<b>2-0</b>	<b>29-0</b>	<b>2</b>	<b>32.2</b>	<b>39</b>	<b>18</b>	<b>15</b>	<b>13</b>	<b>22</b>
Scott, Ray	1996,97	6.80	3-1	24-3	0	43.2	63	35	33	16	32
Seybt, Paul	1994	1.50	0-0	7-0	0	12.0	13	2	2	4	4
Shealy, Don	1955-57	NA	4-NA	16-NA	NA	89.0	NA	NA	NA	NA	46
Shepard, David	1996	2.83	3-2	27-0	5	28.2	20	11	9	13	33
Sipp, Tony	2004	4.69	2-2	22-3	2	48.0	53	28	25	17	59
Smith, Dale	1963-65	3.66	9-6	30-12	NA	115.2	95	71	47	52	94
Snyder, Brian	1977-79	3.31	18-6	41-35	1	228.2	204	117	84	120	185
Sokohl, Jack	1969	27.00	0-1	3-2	NA	3.2	2	11	11	13	1
Spencer, Jeff	1978	6.00	0-0	1-0	1	3.0	2	2	2	0	1
Spire, Adam	1997,98	9.24	1-1	20-0	0	25.1	32	32	26	25	22
Sprouse, Dave	1959-61	3.73	5-6	23-9	NA	72.1	62	39	30	39	38
Stanley, John	1969	0.00	0-0	2-0	NA	3.0	1	0	0	1	3
Steele, Bill	1984-87	4.47	19-10	62-38	1	276.0	269	167	137	122	97
Stone, George	1984,85	3.38	16-9	31-28	0	208.0	205	108	78	56	150
Stoneburner, Graham	2008,09	4.59	13-9	36-21	1	135.1	148	82	69	40	123
Stowe, Harold	1957-59	2.32	24-13	49-31	NA	279.1	223	113	72	103	279
Sturgeon, Chris	1993	2.63	2-0	11-3	0	24.0	20	7	7	17	13
Sullivan, Mike	1977-79	2.65	20-3	36-31	0	203.2	169	82	60	78	153
Surber, Jon	2011	0.00	0-0	5-0	0	4.2	4	1	0	4	6
Sutton, George	1966	3.00	2-0	2-2	NA	9.0	7	4	3	4	8
Taulbee, Andy	1992-94	3.16	27-8	63-39	4	279.1	265	133	98	73	235
Thraikill, Josh	2007,09,10	5.49	0-0	16-1	0	19.2	23	13	12	1	18
<b>Toney, Wales</b>	<b>2014</b>	<b>12.46</b>	<b>0-0</b>	<b>4-0</b>	<b>0</b>	<b>4.1</b>	<b>6</b>	<b>6</b>	<b>6</b>	<b>5</b>	<b>6</b>
Toth, Bill	1954-56	NA	NA-NA	15-1	NA	NA	NA	NA	NA	NA	NA
Trado, Bill	1956	NA	0-4	6-5	NA	32.1	28	21	NA	34	22
Trapp, Billy	1977-80	4.60	6-4	47-2	4	101.2	108	68	52	39	80
Tripp, David	1988-90	4.82	15-7	55-26	5	179.1	183	104	96	75	154
Trolia, Aaron	2003	8.87	0-1	18-1	0	23.1	38	27	23	9	24
Urrico, Anthony	2001	4.15	0-0	8-0	0	4.1	4	2	2	6	4
Van Volkenburg, Dave	1969-72	2.95	20-10	43-35	NA	222.2	193	104	73	98	195
Vaughn, Matt	2006-09	3.66	9-4	81-3	16	128.0	140	72	52	44	119
Vincent, Damon	1961-63	4.80	10-6	31-21	NA	148.0	127	95	79	117	148
Vining, Ken	1994-96	3.29	17-3	61-26	2	224.1	184	94	82	81	258
Waldrop, Kenny	1966	7.04	0-0	6-3	NA	15.1	13	12	12	15	9
Walker, Adam	2003,04	6.60	1-0	14-0	0	15.0	24	13	11	4	18
Watson, Charlie	1965-67	2.71	16-7	43-18	NA	186.0	136	70	56	79	186
Watson, Mark	1994,95	2.85	12-2	25-18	1	94.2	70	41	30	55	91
Weismann, Scott	2009-11	4.19	15-8	60-29	8	191.0	190	105	89	66	152
Welch, Scott	1986,87	8.15	1-0	19-0	2	35.1	46	33	32	16	20
Werner, Brian	1996,97	5.64	1-1	13-0	0	22.1	19	15	14	5	8
Whitaker, Oliver	1984-87	4.45	23-14	67-45	3	299.1	313	201	148	161	157
White, Matt	1996-98	5.39	9-4	41-18	1	137.0	157	107	82	72	114
Whitfield, Larry	1967	1.25	2-0	6-2	NA	21.2	15	3	3	8	8
Whitfield, Mike	1968-70	4.46	2-2	18-3	NA	42.1	44	27	21	15	21
Wiles, Lee	1982,83	4.50	7-4	36-10	3	84.0	86	53	42	57	55
Williams, Rodney	1993,95,96	4.23	2-1	44-0	0	55.1	56	31	26	26	44
Winchester, Scott	1993-95	1.70	13-5	87-0	34	132.2	89	37	25	47	122
Woessner, Dave	1977-79	3.53	11-6	47-2	14	104.2	105	53	41	44	60
Wolff, Billy	1982,84	8.44	0-1	11-0	1	10.2	13	11	10	5	7
Wrenn, David	1963,65	9.00	2-3	16-6	NA	40.0	53	46	40	43	37
Wyatt, Steve	1975,76	2.64	5-1	14-6	4	64.2	57	27	19	17	38
Zocchi, P.J.	2004-07	3.96	11-2	42-19	2	138.2	145	68	61	60	132
Zoltak, Matt	2007,08	6.04	5-3	37-4	0	50.2	58	37	34	27	38

NA - not available; Note: Stats from 1954-14; year(s) denote(s) season(s) player pitched, not necessarily every season he played in a game at Clemson; returning players in **bold**.



# LETTERMEN

A		
Player	VL	Year(s)
Abbott, Gus	1	1958
Adams, Brian	3	1997-99
Adams, Darren	1	1998
Adams, Mark	2	1972,73
Additon, Matt	4	1997-00
Adeimy, John	1	1973
Adkins, Rusty	3	1965-67
Allen, Robbie	3	1978-80
Anderson, Jack	1	1969
Anderson, Jim	2	1990,91
Andrade Jr., Jorge	1	2005
<b>Andrews, Patrick</b>	<b>2</b>	<b>2012,13</b>
Angel, Jason	3	1990-92
Angle, Doug	2	1949,50
Armstrong, Terry	4	1971-74
Asbill, Joe	1	1948
Atanasio, Dominic	2	2011,12
Aughtry, Gene	3	1949-51
Ayers, Stan	3	1962-64
Ayoub, Pete	3	1961-63

B		
Player	VL	Year(s)
Bach, Woody	1	1968
Bagwell, Kenny	2	1970,72
Bagwell, Larry	3	1957-59
Bailey, Bob	1	1937
Bailey, Kyle	1	2012
Baker, Jeff	3	2000-02
Baker, Jimmy	3	1972-74
Baker, Roger	3	1950-52
Baldwin, Chuck	4	1984-87
Barbary, Eddie	3	1965-67
Barnes, Brian	4	1986-89
Barnett, Bill	4	1953-56
<b>Bates, Clay</b>	<b>3</b>	<b>2012-14</b>
Bates, Neil	1	1953
Baucom, Steve	4	1984-87
Baum, Jay	3	2012-14
Beasley, Rick	1	1971
Belk, Don	3	1941-43
Belk, Greg	3	1974-76
Bell, Tom	1	1938
Bendinelli, Chad	1	2000
Benson, Kris	3	1994-96
Berken, Jason	3	2003,04,06
Berney, Scott	1	2000

Berry, Ed	2	1947,49
Berry, Bob	3	1941-43
Bevis, Jay	4	1969-72
Bickley, Charlie	2	1940,41
Biegert, Mark	4	1984-87
Bigwood, Dave	1	1973
Blackston, Charlie	2	1954,55
Blakeney, Reid	2	1959,60
Blalock, Joe	3	1940-42
Bohonak, Mike	1	1963
Bond, William	2	2007,08
Bonekat, Bill	3	1967-69
Bonnette, Robert	4	1976-79
Boozer, Thomas	4	1999-02
Borgert, Derek	4	1996-99
Bosdell, Francis	1	1946
Boselli, Teddy	3	1936,38,39
<b>Bostic, Alex</b>	<b>1</b>	<b>2014</b>
Botkin, Alan	4	1986-89
Boulware, Garrett	3	2012-14
Boyce, J.A.	1	1943
Boyd, Patrick	3	1998-00
Boyd, Roger	1	1960
Boyd, Wilson	4	2007-10
Boyer, John	1	1989
Bradford, Eric	3	1990-92
Bradford, Jeff	4	1971-74
Bradley, Jimmy	2	1967,68
Bradley, Kevin	1	2013
Bradley, Len	2	1979,80
Bray, Randy	3	1968-70
Bradshaw, Toby	1	1960
Brady, Kevin	4	2009-12
Brier, Coe	2	1981,82
Briley, Paxton	3	1990-92
Brittle, Thomas	2	2012,13
Brizek, Seth	3	1993-95
Brodie, George	3	1937-39
Brodie, G.W.	1	1953
Brooks, Jerry	3	1986-88
Broome, Nathan	2	1996,97
Brown, Carol	2	1955,57
Brown, C.M.	1	1945
Brown, Joe	2	1953,54
Brown, J.R.	1	1947
Brown, Mike	3	1978-80
Browning, Skip	3	1997-99
Bryan, Charles	1	1928
Bryant, Tim	2	1959,60

Buchanan, Dude	3	1939-41
Buffamoyer, Dave	2	1978,79
Bultmann, Kurt	4	1996-99
Bunnell, David	1	2007
Burg, Alex	2	2006,07
Burgess, J.D.	2	2007,08
Burgess, Wyatt	1	1932
Burnett, John	2	1985,86
Burnette, Bill	1	1962
Burnette, Zack	3	1958-60
Burnham, Gary	4	1994-97

C		
Player	VL	Year(s)
Cagle, Mavis	2	1945,46
Caldwell, Dave	3	1975-77
Calitri, Mike	3	1998-00
<b>Campana, Jackson</b>	<b>1</b>	<b>2013</b>
Campbell, Matt	4	2011-14
Carpenter, D.D.	1	1943
Carraway, Doug	2	1965,66
Carter, Chris	2	1992,93
Casanova, Adrian	2	2005,06
Casey, Greg	2	1963,64
Castelli, Bill	2	1979,80
Castles, Tom	2	1947,49
Cathcart, Joe	1	1934
Caughman, Kevin	2	2011,12
Chalk, Brad	3	2005-07
Chamblee, Lawrence	2	1929,30
Chapman, Tommy	3	1963-65
Charpia, Rusty	3	1986,88,89
Chastain, Billy	1	1988
Chavous, Clarence	3	1933-35
Childs, Ryan	3	2000-02
Clackum, Scott	2	1997,98
Clark, Harold	2	1932,33
Clark, Sean	1	2006
Cleveland, Tom	1	1947
Cline, Steve	2	1973,74
Clyne, Ty	2	1959,60
Clyne, Stephen	3	2005-07
Coakley, Francis	3	1939-41
Coakley, George	3	1939-41
Cobb, Bill	2	1945,46
Cohen, Earl	1	1966
Coder, Chad	1	2001
Coker, Butch	3	1957-59
Coker, Homer	3	1942,43,47

Coker, Larry	3	1940-42
Coker, Ray	3	1937-39
Coker, Roy	3	1952-54
Cole, Richard	2	1933,34
Coleman, Jim	1	1955
Cone, Mickey	1	1997
Colvin, Tyler	3	2004-06
Compton, George	1	1955
Cone, Mickey	1	1954
Cook, Brandt	1	1999
Cook, James	2	1929,31
Corbin, Ted	1	1992
Cordileone, Lou	1	1959
Cositore, Vince	1	1972
Costigan, Joe	4	2011-14
Courtney, M.I.	1	1936
Couture, Mike	4	1987-90
Cowart, Lawton	3	1964-66
<b>Cox, Andrew</b>	<b>1</b>	<b>2014</b>
Cox, Carol	2	1949,50
Cox, Jay	1	2011
Cram, Josh	1	2001
Cribb, Josh	4	2003-06
Crocker, Barry	1	1954
Crook, E.J.	1	1931
Crosby, Ralph	2	1937,38
Crosland, Ben	3	1952,54,55
Crouch, Roby	3	1950-52
Crowley, Jim	4	1988-91
<b>Crownover, Matthew</b>	<b>2</b>	<b>2013,14</b>
Croxton, Billy	2	1934,35
Cruz, Tomas	2	2009,10
Culbertson, Ken	4	1948-51
Currier, Steve	1	1985
Curtis, John	1	1968

D		
Player	VL	Year(s)
D'Alessio, Andy	4	2004-07
Daniels, Fred	3	1990-92
Dantzler, Ellis	2	1965,66
Davidson, Mark	1	1982
Davis, Billy	1	1983
Davis, J.H.	1	1931,33
Dawsey, Jason	3	1993-95
Deanhardt, Luke	3	1948-50
DeBerry, Fred	3	1957-59
DeBerry, Joe	3	1989-91
Decker, J.B.	1	1931


Deese, Kyle	1	2009
Dellastatious, Andy	1	1939
Delk, Trey	2	2008,09
DeLoach, Arthur	1	1937
DeMaino, L.J.	1	2002
Demarest, Alan	3	1968-70
Demmink, Herman	4	2003-06
DeMoura, Eric	4	1994-97
Dempsey, A.G.	1	1951
Dempsey, Bob	1	1959
Dillon, Scott	2	1985,86
Dinneen, John	2	1966,67
Dixon, Eddie	2	1969,70
Dobson, Clyde	2	1939,40
Douglass, Jesse	1	1999
Drake, Johnny	1	1956
Duffie, Will	3	1994-96
<b>Duggar, Steven</b>	<b>2</b>	<b>2013,14</b>
Duke, Bill	3	1980-82
Dunlap, George	1	1928
Dunlap, Gene	1	1966
Dunster, Mike	4	2011-14
Durham, W.S.	2	1934,35
Dwyer, Chris	1	2009

E		
Player	VL	Year(s)
Eckerl, Tony	3	1973-75
Edwards, Jim	2	1937,38
Eggleston, Jamie	4	1992-95
Ellis, Brian	4	1997-00
Ellisor, Dave	3	1961-63
Embler, Jason	4	1994-97
Epps, Chris	4	2008-11
<b>Erwin, Zack</b>	<b>2</b>	<b>2013,14</b>
Eskew, Henry	1	1928
Eskew, Jerry	1	1968
Evans, Garrick	3	2002-04
Evans, Jim	2	1951,52
Everett, Brady	2	2003,04
Eydenberg, Mike	2	1993,94

F		
Player	VL	Year(s)
Fahrney, Gary	1	1976
Fairey, Burke	4	1985-88
Farina, Alan	1	2007
Faris, Stephen	3	2004-06
Faw, Brian	2	1989,90
Felder, Brad	1	2012
Ferguson, Jesse	1	2005
Fidrych, Chris	2	2005,07
Fiorenza, Drew	2	2005,06
Firth, Scott	4	2010-13
Fish, Barry	1	1963
Fisher, Jeff	1	1985
Fisher, Leo	3	1943,47,48
Fitzsimmons, Pat	3	1973-75
Fleming, Ray	2	1946,47
Fletcher, Jake	1	2011
Foley, Bill	3	1975-77
Folger, Al	3	1936-38
Ford, Bill	2	1950,51
Fordham, Angus	2	1930,31
Foster, Chuck	2	1990,91
Fox, R.H.	1	1938
Frank, Kyle	4	1999,01-03
Frantz, Tim	1	1995
Frazier, Ron	3	1988-90
Frederick, Alex	3	2009-11
Freeman, Eddis	1	1945
Freeman, Mike	3	2008-10
Freeman, Todd	1	1978
Fulton, Jay	2	1983,84

G		
Player	VL	Year(s)
Gaddis, Bob	2	1948,49
Gaddis, C.J.	1	2004
Gaines, Roger	3	1952,53,55
Gallagher, Glenn	2	1980,81
Galloway, Paul	4	1993-96
Gambrell, Sam	1	1957
Garrison, Dave	1	1956
Gerhardt, Rusty	4	1969-72
<b>Gibson, Maleeke</b>	<b>1</b>	<b>2013</b>
Gibson, Nelson	3	1966-68
Gilbert, Jeff	3	1981-83
Gillespie, Frank	4	1943,47-49

FRED DeBERRY LETTERED  
THREE TIMES (1957-59).



# LETTERMEN

Glaser, Nick	2	2000,01
Good, Jay	3	1941-43
Gossett, Daniel	3	2012-14
Graham, Lindsay	4	1970-73
Green, Steve	1	1985
Green, Zane	4	2001-04
Greene, Khalil	4	1999-02
Griffith, William	4	1947-50
Grogan, R.L.	1	1946
Guin, Greg	3	1979-81
Gullickson, Craig	2	2008,09

H		
Player	VL	Year(s)
Hackett, Roger	1	1982
Hackle, Trent	2	1991,92
Hahn, Jeff	4	2002-05
Hair, Billy	1	1951
Hall, Ben	2	2005,06
Hall, Charlie	1	1952
Hamilton, Hines	1	1948
Hamilton, Lin	4	1971-74
Hampton, Mike	2	1993,94
Harbeson, Gene	3	1961-63
Harbin, Taylor	3	2005-07
Harman, Casey	3	2008-10
Harrelson, Paul	4	2000-03
Harris, Jason	2	1998,99
Harrison, Donovan	1	1998
Harrison, Robert	1	1955
Harvey, Kris	3	2003-05
Haselden, David	4	2009-12
Hauser, Scott	3	1995-97
Hawkins, Ty	1	1987
Haynes, Richard	4	1971-74
Hazle, Jim	1	1947
Hazle, Joe	1	1947
Heap, Edward	3	1934,36,37
Heck, Chris	1	1999
Heffernan, Bert	4	1985-88
Helms, Garry	1	1967
Hendley, Bailey	3	1958-60
Hendley, Dick	3	1949-51
Hendricks, Pete	2	1971,72
Hendrix, W.C.	1	1937
Henrie, Matt	3	1999,01,02
Herring, James	2	1942,43
Hess, David	1	1982

Hester, Ricky	2	1982,83
Hewitt, Batson	2	1929,30
Heyward, Robert	3	1936-38
Hicks, J.C.	2	1951,52
Hilderbrand, Nolten	2	1952,54
Hines, J.R.	1	1951
Hinson, John	3	2008,10,11
Hinson, Randy	3	1934-36
Hinson, Ryan	4	2006-09
Hoffman, Doug	3	1957-59
Hoffman, Gordon	1	1930
Hoffman, John	2	1931,32
Hogan, Doug	4	2005-08
Hogan, Patrick	4	2001-04
Holland, Eddie	3	1968-70
Holliday, Winston	3	1940-42
Holstad, Brian	4	1997-00
Holtz, Mike	4	1991-94
Hood, H.R.	2	1933,35
Hoover, Alan	3	1976-78
Hoover, Donnie	2	1982,83
Horton, Frank	2	1939,40
Hourigan, Jeff	2	2002,03
Holtz, Chris	2	2005,06
Hub, Ryan	4	2000,02-04
Hubbard, Bob	1	1957
Hudgins, Tom	3	1968-70
Huggins, Elmer	1	1960
Huggins, Mike	3	1986,87,89
Hughes, Bob	4	1945,49-51
Hughes, Jerald	1	1972
Humphries, Leonard	3	1954-56
Hussey, Dick	1	1953

I		
Player	VL	Year(s)
Ing, Charlie	3	1972-74
Ingram, John	3	2004-06
Irick, Ed	3	1939-41

J		
Player	VL	Year(s)
Jackson, Steven	4	2001-04
Jackson, Tony	3	1963-65
James, Bill	3	1966-68
Jay, John	4	1984-87
Jersild, Aaron	4	1988,90-92
Jessen, Herb	3	1940,42,43

Johnson, Addison	4	2007,09-11
Johnson, Johnny	2	1968,70
Johnson, Laval	3	1967-69
Johnson, Michael	4	2000-03
Jones, Jimmy	1	1948
Jones, Johnny	2	1962,63
Joyce, Hardin	2	1947,49
Joye, Charlie	2	1943,46
Joye, J.D.	1	1931
Jordan, J.J.	1	1942
Justus, Johnny	1	1929

K		
Player	VL	Year(s)
Kaltenbach, Leo	1	1955
Kane, Jeff	1	1999
Kearse, H.H.	1	1932
Kea, Hootie	3	1949-51
Kendall, Chet	2	1990,91
Kennedy, Shane	2	2013,14
Kent, Mike	3	2010,12,13
Kenyon, Bobby	3	1978-80
Keppen, Jeff	2	1993,94
Key, Jimmy	3	1980-82
Khouri, Pete	2	1976,77
Kieboom, Spencer	3	2010-12
Kimbrell, Mike	4	1988-91
King, Don	1	1953
King, H.T.	1	1943
Kingsmore, Doug	3	1952-54
Klosterman, Ryan	1	2001
Knoebel, Fred	3	1950-52
Koch, Billy	3	1994-96
Koerner, Brody	2	2013,14
Kopp, David	3	2005-07
Kowitz, Brian	3	1988-90
Krieger, Tyler	2	2013,14
Kuester, Steve	3	1968-70
Kyle, Kevin	1	2010

L		
Player	VL	Year(s)
LaBella, Barney	1	1975
Lahey, Ed	1	1958
Lam, Elmo	3	1961-63
Lamb, Will	3	2009-11
LaMura, B.J.	3	2000-02
Landers, Bill	1	1955

Landrum, Joe	2	1946,47
Lawton, John	1	1992
Laycock, Bobby	1	1983
LeCroy, Bradley	4	1997-00
LeCroy, Matthew	3	1995-97
Lee, Alex	2	2007,08
Lee, Harry	1	1935
Lee, Larry	2	1973,74
Leggett, Tanner	2	2005,06
Lemaster, Dave	4	1980-83
Leone, Dominic	3	2010-12
Lindsay, Herbert	1	1945
Livingston, Doug	2	1995,96
Lockhart, Mike	3	1989,91,92
Locklair, Pop	1	1941
Lodgek, Ed	1	1966
Looper, Tom	1	1946
Lomax, Nicky	3	1961-63
Lombardi, Justin	1	1999
Long, Jake	1	2014
Lovorn, Garrett	1	2014
Lowder, Clayton	2	1959,60
Lowell, Bob	3	1964,65,67
Lowery, Phillip	3	1986-88
Lumsden, Tyler	3	2002-04
Lynn, Dave	2	1960,61
Lynn, Kevin	2	2000,01
Lyon, Tommy	2	1962,63


M		
Player	VL	Year(s)
Macrina, Eric	4	1988-91
Magill, Richard	3	1928-30
Mahaffey, Clay	2	1928,29
Mahoney, Collin	3	2002-04
Mahoney, Mike	2	1975,81
Mahony, Bob	2	1975,76
Malec, Mark	1	1975
Malkmus, David	1	1977
Mallon, Tom	2	1983,84
Marchal, Doug	2	1986,87
Marsella, Ben	2	1963,64
Marsh, Bill	1	1957
Martin, Alex	3	2006-08
Martin, Bill	3	1942,43,47
Martin, Glenn	2	1982,83
Martin, Lynn	1	1983
Martin, Walter	1	1928

Masone, Tony	2	1978,79
Mathews, Ray	4	1948-51
Mathews, Houston	2	1976,77
Matz, Brian	3	1994-96
Mazey, Randy	4	1985-88
McCall, Jack	3	1964-66
McCall, Mike	1	1967
McCann, Brad	2	2003,04
McClellan, Dexter	2	1993,94
McCollom, Jim	4	1982-85
McCray, Ontrell	2	1996,97
McDaniel, Mark	1	1976
McDonald, Leon	2	1957,58
McGee, Joe	1	1946
McGibbon, Jon	4	2011-14
McKay, Ray	4	1948-51
McKinney, Clinton	2	2008,09
McLaurin, Charles	2	1951,52
McMakin, Lynwood	2	1946,47
McMillan, Raiford	1	1929
McMillon, Billy	3	1991-93
Meekins, Larry	2	1974,75
Melzer, Scott	3	1991-93
Meyer, Jonathan	4	2010-13
Milchin, Mike	3	1987-89
Miller, Bob	1	1933
Miller, Brad	3	2009-11
Miller, David	3	1993-95
Miller, Jeff	4	1990-93
Miller, Seth	2	2001,02
Miller, Scott	2	1991,92
Mimms, Charlie	3	1942,43,46
Mitchell, D.J.	3	2006,08
Monahan, Shane	3	1993-95
Monin, Andy	4	1991-94
Moore, Gene	4	1946-49
Moore, Jack	1	1947
Moore, Joseph	1	1928
Moore, L.H.	1	1946
Moore, Ronnie	2	1964,65
Moorefield, Joseph	4	2010-13
Mork, Hoby	1	1993
Morris, Bobby	2	1953,54
Morris, Jeff	4	1990-93
Morris, Tim	1	2007
Morris, Wyman	3	1952-54
Morrow, Sam	1	1951
Moskos, Daniel	3	2005-07
Mottl, Ryan	4	1997-00
Mounce, Richard	1	2009
Moyer, Drew	1	2014
Munroe, Buddy	1	2007
Murphy, Brett	1	2003
Murr, Jack	1	1974
Murray, Joe	1	1952
Musselman, Ron	2	1976,77
Myers, Doby	1	1956
Myers, Pete	3	1965-67

N		
Player	VL	Year(s)
Nester, John	3	2008-10
Nilsson, Steve	3	1976-78
Nimmer, W.A.	1	1930
Nivens, H.B.	2	1929,30
Nixon, Buddy	2	1962,64
Norris, Bobby	1	1959
Northrup, Kevin	4	1989-92
Nystrom, Peter	1	1998

O		
Player	VL	Year(s)
Oakley, Frank	1	1963
O'Dell, Billy	3	1952-54
Ogburn, Mac	1	1962
Okey, Chris	1	2014
Olson, Dave	2	1961,62
O'Quinn, Jim	2	1955,56
Owen, Jim	2	1955,56
Owen, W.H.	1	1945
Owens, Jimmy	1	1964
Owens, Randy	1	1973

P		
Player	VL	Year(s)
Pack, Tommy	2	1964,66
Padgett, Matt	3	1996-98
Pagliei, Joe	1	1953
Paradis, Mike	3	1997-99



PHILLIP LOWERY LETTERED  
THREE TIMES (1986-88).

# LETTERMEN

Parker, Ace	2	1940,41
Parker, Kyle	3	2008-10
Parker, Tim	3	1987,88,90
Parkins, R.A.	2	1931,32
Parmer, Bill	3	1965-67
Parrish, Scott	3	1981,83,84
Parsons, Jeff	1	1997
Pasqualini, Charlie	2	1960,61
Patterson, Choppy	1	1960
Paulling, Bob	3	1981,83,84
Paulsen, Ben	3	2007-09
Pavilack, Harry	2	1960,61
Pawlowski, John	3	1983-85
Pawlowski, John A.	3	1989-91
Pearman, Deas	1	1928
Pearman, Fred	2	1928,29
Peele, Tim	4	1988-91
Peltz, Pete	2	1977,78
Pennington, Clyde	1	1935
Phillips, Chad	4	1990-93
Pickens, Bob	1	1940
Pierce, Gene	3	2003-05
Player, W.W.	1	1929
Poe, Sam	2	1959,60
Pohl, Phil	4	2009-12
<b>Pohle, Kevin</b>	<b>3</b>	<b>2011,12,14</b>
Pomeranz, Mike	2	1987,88
Porter, Chuck	3	1974-76
Powers, Scott	3	1981,83,84
Priester, Buck	3	1930-32
Pritchard, Daniel	3	2003-05
Pritchett, Jesse	2	1936,37
Proctor, Landrum	3	1931-33
Prophet, Bill	4	1970-73
Proto, Mike	4	1998-01
Pruitt, June	1	1946
Pulaski, Mike	2	1973,74
Pumphrey, Ed	1	1964
Pyzik, Steve	4	2000-03

## Q

Player	VL	Year(s)
Qualters, Tommy	4	1975-78
Quinn, Andrew	1	1946
Quinn, Dewey	2	1946,47
Quinn, Winston	1	1946
Quintrell, Randy	4	1974-77

## R

Player	VL	Year(s)
Ramey, Endel	2	1930,31
Reader, D.J.	1	2013
Reames, Joe Don	1	1999
Reba, Steve	4	1999-02
Reese, Gerald	1	1960
Rentz, Luther	3	1942,43,47
Rhinehardt, James	1	1932
Rhodes, Rusty	2	1995,96
Rhue, Mike	1	1998
Rice, Tim	2	1983,84
Richard, Steve	1	2006
Richey, John	2	1935,36
Richey, R.M.	2	1933,34
Ricketts, Art	1	1961
Rigsby, Tim	2	1989,90
Riley, Ryan	1	2000
Riley, Stick	2	1945,46
Rivers, Ivey	2	1932,33
Roberson, Craig	4	1980-83
Robinson, Jerome	2	1995,96
Rohrbaugh, Robert	3	2003-05
Roller, Jimmy	3	1959-61
Roper, Doug	3	1996,98,99
Ross, Jack	1	1946
Rowland, Joey	2	1986,87
Russ, Frank	4	1980-83
Russell, Don	3	1968-70
Russell, J.M.	1	1945
Ryan, Lanny	2	1960,62

## S

Player	VL	Year(s)
Sampson, Pete	1	1975
Sanders, Henry	1	1946
Sanders, Matt	2	2008,09
Sanders, Smiley	2	1972,73
Santangelo, Lou	1	2004
Santivasci, Jerome	4	1985,87-89
Sargent, Dick	2	1963,64



STEVE PYZIK LETTERED  
FOUR TIMES (2000-03).

Sarratt, Justin	5	2007-11
Satterfield, Shawn	2	1992,93
Sauve, Jeff	4	1992-95
Saylors, Robby	2	1952,53
Schaus, Jeff	4	2008-11
<b>Schmidt, Clate</b>	<b>2</b>	<b>2013,14</b>
Schmidt, Jarrod	3	2000-02
Schmitt, Paul	3	1977-79
Schnabel, Brock	2	2007,08
<b>Schnell, Kyle</b>	<b>1</b>	<b>2013</b>
Schroeder, Bill	3	1977-79
Schroeder, Bryan	3	1994,95,97
Scott, Ray	2	1996,97
Seibert, Kurt	3	1974-76
Severs, Johnny	3	1969-71
Sexton, Jay	2	1980,81
Shaffer, Richie	3	2010-12
Sharman, Howard	2	1964,67
Sheaffer, Danny	1	1980
Shealy, Don	3	1955-57
Shealy, Lonnie	2	1954,55
Shepard, David	1	1996
Sherard, Hale	1	1947
Sheriff, Glenn	1	1956
Sherman, Joe	3	1932-34
Shore, Henry	3	1934-36
Shumake, Brooks	3	1982-84
Siepe, Jeff	1	1970
Simons, Neil	4	1977-80
Simpson, J.A.	1	1951
Singleton, Justin	3	1998-00
Sipp, Tony	1	2004
<b>Slaton, Tyler</b>	<b>3</b>	<b>2012-14</b>
Slevin, David	2	2002,03
Smith, Brodie	1	1994
Smith, Bryan	2	1981,82
Smith, Buster	3	1967-69
Smith, Dale	2	1964,65
Smith, Joe	1	1955
Smith, Jon	3	2000-02
Smith, Marquez	2	2006,07
Smith, Romaine	2	1930,31
Smith, Tad	2	1990,91
Smith, Tommy	1	1985
Snipes, G.L.	2	1938,39

Snyder, Brian	3	1977-79
Spears, Derek	2	1984,85
Spier, Bill	3	1985-87
Spier, Bud	3	1957-59
Spier, Michael	4	1988-91
Spires, Adam	1	1997
Sprouse, Dave	2	1959,60
Squires, Bob	1	1984
Stanley, Henri	4	1997-00
Steele, Bill	3	1985-87
Stefan, Todd	4	1988-91
Stewart, Randy	1	1971
Stidham, Ryan	1	1991
Stolz, Jason	4	2009-12
Stone, Casey	4	1998-01
Stone, George	2	1984,85
Stoneburner, Graham	2	2008,09
Storrier, Travis	3	2004-06
Stowe, Harold	3	1957-59
Stroud, Dan	2	1947,49
Sturgeon, Chris	1	1993
Suggs, Dick	1	1959
Sullivan, Hank	1	1943
Sullivan, Mike	3	1977-79
Surber, Jon	1	2011
Sutton, George	3	1964-66
Swails, Armstrong	2	1934,35
Swanner, Jamie	1	1983
Swetenburg, Dick	4	1953-56

## T

Player	VL	Year(s)
Taulbee, Andy	3	1992-94
Taylor, Joe	2	1992,93
Taylor, Joey	2	1961,62
Templeton, Jim	1	1957
Terrill, Brett	2	1974,75
Teufel, Tim	2	1979,80
Thompson, Tommy	2	1985,86
Thrallkill, Josh	3	2007,09,10
Threadgill, Henry	4	1986-89
Timmerman, J.A.	1	1945
<b>Toney, Wales</b>	<b>1</b>	<b>2014</b>
Toth, Bill	2	1955,56
Trapp, Billy	3	1978-80

<b>Triller, Mike</b>	<b>2</b>	<b>2013,14</b>
Triplett, Russell	4	2001-04
Tripp, David	3	1988-90
Trolia, Aaron	1	2003
Troutman, John	2	1934,35
Truluck, John	2	1939,40
Tucker, Steve	4	1973-76
Tyler, H.H.	1	1945

## U

Player	VL	Year(s)
Ulmer, Reed	1	1948
Unick, Burton	1	1945
Underwood, J.F.	1	1936
Urrico, Anthony	1	2001

## V

Player	VL	Year(s)
Valiente, Roberto	2	2002,03
Van Dyke, Steve	4	1980-83
Van Volkenburg, Dave	4	1969-72
Vaughn, Matt	4	2006-09
Verner, A.C.	1	1937
Veronee, Jack	1	1961
Vessell, Jeff	1	1999
Vincent, Damon	2	1961,62
Vining, Ken	3	1994-96

## W

Player	VL	Year(s)
Waldrop, Kenny	1	1966
Walker, Adam	1	2003
Walling, Denny	1	1975
Ward, Adam	3	2007-09
Ward, Mike	2	1969,70
Ward, Ryan	2	1995,96
Waters, Keith	3	1966-68
Watkins, G.L.	1	1951
Watson, Charlie	3	1965-67
Watson, Mark	2	1994,95
Watson, Nat	3	1929-31
Watson, Reed	2	1966,68
Weeks, Calvin	4	1969-72
Weems, Billy	4	1977-80
Weismann, Scott	3	2009-11

Welch, Scott	2	1986,87
Werner, Brian	1	1996
Whitaker, Oliver	4	1984-87
White, Craig	4	1969-71,73
<b>White, Eli</b>	<b>1</b>	<b>2014</b>
White, Matt	3	1996-98
Whitfield, Larry	1	1967
Whitfield, Mike	2	1968,69
Widmann, Stan	4	2005-08
Wiles, Lee	2	1982,83
Wilkerson, Steve	4	2011-14
Williams, David	1	2005
Williams, Keith	2	1991,92
Williams, Ray	4	1984-87
Williams, Rodney	3	1993,95,96
Williams, Steve	4	1984-87
Williams, Walter	1	1928
Wilson, Larry	3	1956-58
Wilson, Mitch	2	1983,84
Wilson, Rick	1	1971
<b>Wilson, Weston</b>	<b>1</b>	<b>2014</b>
Winchester, Scott	3	1993-95
Wingo, Billy	4	1974-77
Wisniewski, Gene	2	1977,78
Woessner, Dave	3	1977-79
Woodruff, Foggy	1	1930
Wrenn, David	1	1965
Wright, Charlie	2	1942,43
Wyatt, Steve	3	1974-76

## Y

Player	VL	Year(s)
Young, Rick	2	1969,70
Youngman, Steve	2	1978,79

## Z

Player	VL	Year(s)
Ziegler, Michael	3	1928-30
Zocchi, P.J.	3	2005-07
Zoltak, Matt	2	2007,08
Zupa, Ron	3	1966-68

Note: Returning players in bold.

# YEAR-BY-YEAR STARTING LINEUPS

## 1896 (0-2 OVERALL) - NA

### 1897 - NO TEAM

### 1898 (2-4 OVERALL)

Pos.	Starter	Cl.
C	Thomas Shaw	Fr.
1B	Harry Gray	So.
2B	M.N. Hunter	Fr.
SS	Columbus Mauldin	So.
3B	J.W. Odiorne	Fr.
LF	J.C. Wertz	Fr.
CF	J.M. Blain	Sr.
RF	L. Boykin	So.

Pos.	Starter	Cl.	W-L
P	John McMakin	Fr.	1-4

### 1899 (4-3 OVERALL)

Pos.	Starter	Cl.
C	Thomas Shaw	So.
1B	Harry Gray	Jr.
2B	M.N. Hunter	So.
SS	Columbus Mauldin	Jr.
3B	J.W. Odiorne	So.
LF	A.B. Cole	So.
CF	T.P. Rutledge	So.
RF	J.F. Lanham	So.

Pos.	Starter	Cl.	W-L
P	John McMakin	So.	4-3

### 1900 (8-2 OVERALL)

Pos.	Starter	Cl.
C	J.F. Lanham	Jr.
1B	Harry Gray	Sr.
2B	M.N. Hunter	Jr.
SS	Greaton Bamberg	So.
3B	J.D. Hughey	So.
LF	T.N. Gaines	So.
CF	Columbus Mauldin	Sr.
RF	G.R. Barksdale	Fr.

Pos.	Starter	Cl.	W-L
P	John McMakin	Jr.	7-1
P	Walt Coles	So.	1-1

### 1901 (10-2-1 OVERALL)

Pos.	Starter	Cl.
C	G.R. Barksdale	So.
1B	J.D. Hughey	So.
2B	M.N. Hunter	Sr.
SS	F.R. Dingle	Fr.
3B	Fred Pearman	Jr.
LF	Walt Coles	Jr.
CF	Greaton Bamberg	Jr.
RF	Bill Chisolm	So.

Pos.	Starter	Cl.	W-L
P	Vet Sitton	So.	5-2
P	John McMakin	Sr.	3-0
P	Walt Coles	Jr.	2-0

### 1902 (9-3 OVERALL)

Pos.	Starter	Cl.
C	John Maxwell	So.
1B	Thomas Shaw	Sr.
2B	Bill Chisolm	Jr.
SS	J.H. Rodgers	Fr.
3B	Fred Pearman	Sr.
LF	Walt Coles	Sr.
CF	G.R. Barksdale	Jr.
RF	J.W. Gantt	Sr.

Pos.	Starter	Cl.	W-L
P	Vet Sitton	Jr.	7-2
P	J.W. Gantt	Sr.	1-0
P	Walt Coles	Sr.	1-1

### 1903 (9-1 OVERALL)

Pos.	Starter	Cl.
C	John Maxwell	Jr.
1B	L.S. Wood	So.
2B	John Caldwell	So.
SS	John Coggins	So.
3B	J.H. Rodgers	So.
LF	Bill Chisolm	Sr.
CF	J. Dendy	Fr.
RF	Joel Wier	Jr.



VET SITTON HAD AN  
18-4 RECORD AT THE  
TOP OF THE PITCHING  
STAFFS FROM 1901-03.

Pos.	Starter	Cl.	W-L
P	Vet Sitton	Sr.	6-0
P	J. Dendy	Fr.	3-1

### 1904 (8-5-1 OVERALL)

Pos.	Starter	Cl.
C	John Maxwell	Sr.
1B	O. McKinney	Fr.
2B	John Caldwell	Jr.
SS	John Coggins	Jr.
3B	J.H. Rodgers	Jr.
LF	H.B. Ellis	Fr.
CF	J. Dendy	So.
RF	Joel Wier	Sr.

Pos.	Starter	Cl.	W-L
P	J. Dendy	So.	5-3
P	Phillip Sitton	So.	3-2

### 1905 (6-8-1 OVERALL)

Pos.	Starter	Cl.
C	Titus Bissell	So.
1B	Gil Ellison	Jr.
2B	Thomas Robertson	So.
SS	John Goggans	Sr.
3B	J.G. Holland	So.
LF	Orville Bissell	So.
CF	J.H. Gibbs	Fr.
RF	J.H. Barksdale	Jr.

Pos.	Starter	Cl.	W-L
P	A.B. Means	Fr.	2-0
P	W.E. Cheatham	Fr.	2-3
P	F.M. Routh	Jr.	2-5

### 1906 (6-10-1 OVERALL)

Pos.	Starter	Cl.
C	Titus Bissell	Jr.
1B	Gil Ellison	Sr.
2B	Thomas Robertson	Jr.
SS	A.S. Goss	Fr.
3B	Thomas Ellison	Sr.
LF	C.A. McFadden	Fr.
CF	Arthur Lee	So.
RF	Henry Lykes	Jr.

Pos.	Starter	Cl.	W-L
P	J.W. Waldrop	Fr.	3-4
P	Jennings Gelzer	Sr.	2-3
P	W.E. Cheatham	So.	1-3

### 1907 (9-7-1 OVERALL)

Pos.	Starter	Cl.
C	Titus Bissell	Sr.
1B	Striker Coles	So.
2B	Arthur Lee	Jr.
SS	Thomas Robertson	Sr.
3B	Paul Bissell	Fr.
LF	Orville Bissell	Sr.
CF	J.H. Barksdale	Sr.
RF	Henry Lykes	Sr.

Pos.	Starter	Cl.	W-L
P	C.B. Farmer	Fr.	5-3
P	Thomas Robertson	Sr.	3-1
P	C.W. Wannamaker	Sr.	1-2

### 1908 (6-11 OVERALL)

Pos.	Starter	Cl.
C	J.M. Wylie	Jr.
1B	Striker Coles	Jr.
2B	James Kirby	So.
SS	L.J. Goodman	Fr.
3B	Paul Bissell	So.
LF	J.E. Brown	So.
CF	Arthur Lee	Sr.
RF	J.F. Sherard	Fr.

Pos.	Starter	Cl.	W-L
P	L.S. Stokes	Fr.	2-1
P	Eugene Wood	Jr.	2-1
P	C.B. Farmer	So.	1-6

### 1909 (10-12 OVERALL)

Pos.	Starter	Cl.
C	Bill Connelly	So.
1B	Robert Henderson	Jr.
2B	James Kirby	Jr.
SS	L.J. Goodman	So.
3B	Striker Coles	Sr.
LF	J.F. Sherard	So.

CF	T.A. Jeffords	So.
RF	J.T. Cochran	Fr.

Pos.	Starter	Cl.	W-L
P	Eugene Wood	Sr.	5-6
P	J.W. Waldrop	So.	2-1
P	H.F. Rivers	Fr.	2-3

### 1910 (10-11 OVERALL)

Pos.	Starter	Cl.
C	Stark Sullivan	Sr.
1B	Robert Henderson	Sr.
2B	James Kirby	Sr.
SS	S.Y. Tupper	Fr.
3B	Fred McCown	Jr.
LF	Bill Connelly	Jr.
CF	H.F. Rivers	So.
RF	J.T. Cochran	So.

Pos.	Starter	Cl.	W-L
P	H.F. Rivers	So.	4-0
P	Fred Schroeder	So.	2-2
P	George Lachicotte	Jr.	1-6

### 1911 (13-10 OVERALL)

Pos.	Starter	Cl.
C	Joel Bates	Jr.
1B	H.M. Thomas	Fr.
2B	G.D. Harris	Fr.
SS	S.Y. Tupper	So.
3B	Fred McCown	Sr.
LF	Bill Connelly	Sr.
CF	H.F. Rivers	Jr.
RF	J.T. Cochran	Jr.

Pos.	Starter	Cl.	W-L
P	Doc Ezell	So.	5-3
P	George Lachicotte	Sr.	5-3
P	Fred Schroeder	Jr.	3-2

### 1912 (11-6 OVERALL)

Pos.	Starter	Cl.	BA
C	G.W. Yeargin	Fr.	.226
1B	H.M. Thomas	So.	.175
2B	James Hiers	Jr.	.290
SS	Ralph Cureton	Fr.	.222
3B	Marion Coles	Jr.	.222
LF	Fred Schroeder	Sr.	.182
CF	H.F. Rivers	Sr.	.258
RF	James Martin	Sr.	.300

Pos.	Starter	Cl.	W-L
P	Doc Ezell	Jr.	7-3
P	James Martin	Sr.	2-1
P	Fred Schroeder	Sr.	2-1

### 1913 (13-5 OVERALL)

Pos.	Starter	Cl.	BA
C	George Browne	Jr.	.196
1B	Clare Webb	So.	.288
2B	Sam Hutto	So.	.364
SS	Ralph Cureton	So.	.395
3B	Marion Coles	Sr.	.186
LF	C.L. Walker	Fr.	.261
CF	James Hiers	Sr.	.250
RF	Leland Tarrant	So.	.281

Pos.	Starter	Cl.	W-L
P	Doc Ezell	Sr.	9-2
P	Carroll Anderson	Fr.	4-3

### 1914 (16-6 OVERALL)

Pos.	Starter	Cl.	BA
C	George Browne	Sr.	.250
1B	Claire Webb	Jr.	.366
2B	Sam Hutto	Jr.	.242
SS	Ralph Cureton	Jr.	.396
3B	Harry Parker	Sr.	.280
LF	Claude Iler	Jr.	.238
CF	Leland Tarrant	Jr.	.254
RF	Bill Harris	Fr.	.288

Pos.	Starter	Cl.	W-L
P	A.B. Schachte	So.	7-2
P	C.J. Gaulden	Fr.	7-3

### 1915 (13-7 OVERALL)

Pos.	Starter	Cl.	BA
C	Bill Harris	So.	.269



# YEAR-BY-YEAR STARTING LINEUPS

1B	Lucius James	Fr.	.203
2B	Charles Major	Jr.	.203
SS	Ralph Cureton	Sr.	.458
3B	Norm McMillan	Jr.	.342
LF	Leland Tarrant	Sr.	.224
CF	Claude Iler	Sr.	.345
RF	Carroll Anderson	Jr.	.333

Pos.	Starter	Cl.	W-L
P	A.B. Schachte	So.	4-4
P	Robert Thornton	Sr.	3-2
P	Stephen Richards	Sr.	2-1

## 1916 (13-11-1 OVERALL)

Pos.	Starter	Cl.	W-L
C	Bill Harris	Jr.	
1B	Lucius James	So.	
2B	Charles Major	Sr.	
SS	Norm McMillan	Sr.	
3B	James Parker	Jr.	
LF	Everett Woods	Sr.	
CF	Vic Martin	Fr.	
RF	Carroll Anderson	Sr.	

Pos.	Starter	Cl.	W-L
P	Carroll Anderson	Sr.	5-3
P	Robert Long	Jr.	5-4
P	Adam Richards	Jr.	3-2

## 1917 (13-13 OVERALL)

Pos.	Starter	Cl.	BA
C	Bill Harris	Sr.	.329
1B	Lucius James	Jr.	.231
2B	A.M. Dorn	So.	.255
	Sam Peters	Jr.	.108
SS	James Parker	Sr.	.333
3B	Emmett Jordan	So.	.163
LF	Albert McMeekin	Jr.	.200
CF	Walter Herron	Sr.	.158
RF	James Gee	Sr.	.247

Pos.	Starter	Cl.	W-L
P	A.B. Chapman	Fr.	4-3
P	Adam Richards	Sr.	4-4
P	Elmer Long	Sr.	3-6

## 1918 (11-6 OVERALL)

Pos.	Starter	Cl.	W-L
C	Stumpy Banks	Jr.	
1B	Lucius James	Sr.	

2B	L.P. Thackston	Jr.
SS	Emmett Jordan	Jr.
3B	Lorenzo Harris	Fr.
LF	Gene Richbourg	So.
CF	Albert McMeekin	Sr.
RF	James Bankhead	Jr.

Pos.	Starter	Cl.	W-L
P	Gillespie Thrower	Jr.	5-2
P	R.E. Atkinson	Fr.	4-3
P	Floyd Garrison	So.	1-1

## 1919 (6-15-1 OVERALL)

Pos.	Starter	Cl.	BA
C	Stumpy Banks	Sr.	.234
1B	James Bankhead	Sr.	.299
2B	Wade Woodward	Fr.	.140
SS	Emmett Jordan	Sr.	.228
3B	Lorenzo Harris	So.	.154
LF	Gene Richbourg	Jr.	.255
CF	O.S. Poe	Fr.	.260
RF	R.E. Atkinson	So.	.384

Pos.	Starter	Cl.	W-L
P	Gillespie Thrower	Sr.	4-6
P	Wilbur Booser	Fr.	1-2
P	R.E. Atkinson	So.	1-4

## 1920 (4-15 OVERALL)

Pos.	Starter	Cl.	S	PS	BA
C	W.M. Hagood	So.	19	19	.031
1B	Sam Boone	So.	14	14	.116
2B	Wade Woodward	So.	14	14	.178
SS	G.W. Hartzel	So.	14	14	.298
3B	Lorenzo Harris	Jr.	19	19	.232
LF	Gene Richbourg	Sr.	15	10	.333
CF	Nathan Salley	So.	19	15	.256
RF	Clarence Owens	Jr.	16	16	.177

Pos.	Starter	Cl.	S	W-L
P	James Owens	Jr.	7	2-5
P	Wilbur Booser	So.	7	1-6
P	John Sweedenberg	So.	3	1-2

## 1921 (5-14 OVERALL)

Pos.	Starter	Cl.	W-L
C	D. McPherson	Fr.	
1B	Sam Boone	Jr.	
2B	Wade Woodard	Jr.	
SS	Thomas Crosland	Jr.	

3B	Jones	So.
LF	Reese Herron	Jr.
CF	Nathan Salley	Jr.
RF	Clarence Owens	Sr.

Pos.	Starter	Cl.	S	W-L
P	Wilbur Booser	Jr.	9	3-6
P	Edward Davis	So.	7	1-6

## 1922 (10-8 OVERALL)

Pos.	Starter	Cl.	S	PS	BA
C	Sam Boone	Sr.	9	9	.095
1B	B.R. Turnipseed	Fr.	18	18	.271
2B	Wade Woodward	Sr.	18	18	.196
SS	Nathan Salley	Sr.	18	18	.240
3B	Bill Murr	Fr.	18	18	.196
LF	Reese Herron	Sr.	18	18	.317
CF	Jim Gibson	Sr.	16	16	.115
RF	T.J. Reames	Jr.	18	18	.241

Pos.	Starter	Cl.	S	W-L
P	John Swetenburg	Sr.	7	3-2
P	Flint Rhem	So.	7	3-4
P	Edward Davis	Jr.	2	2-0
P	Wilbur Booser	Sr.	2	2-2

## 1923 (13-8-1 OVERALL)

Pos.	Starter	Cl.	S	PS	BA
C	Julian Keel	So.	15	15	.165
1B	Bill Murr	So.	15	15	.195
2B	James Richards	Sr.	22	22	.236
SS	George Cox	So.	22	22	.276
3B	Lucas Melton	So.	20	20	.257
LF	Sam Harmon	So.	15	15	.158
CF	T.J. Reames	Sr.	22	21	.387
RF	Charles Vincent	Sr.	22	21	.162

Pos.	Starter	Cl.	S	W-L
P	Flint Rhem	Jr.	10	7-2
P	Ralph Gibson	So.	7	5-3
P	John Crosland	Sr.	3	1-2

## 1924 (6-10 OVERALL)

Pos.	Starter	Cl.	S	PS	BA
C	Julian Keel	Jr.	9	9	.272
1B	Bill Murr	Jr.	16	14	.274
2B	R.L. Ziegler	Jr.	10	10	.154
SS	George Cox	Jr.	16	16	.250
3B	Lucus Melton	Jr.	16	14	.221
LF	J.C. Felder	So.	12	12	.143

CF	Sam Harmon	Jr.	16	14	.274
RF	Luke J. Salley	So.	14	10	.167

Pos.	Starter	Cl.	S	W-L
P	Charlie Garrison	Sr.	7	2-5
P	George Smith	So.	5	3-2
P	Sam Harmon	Jr.	2	1-1

## 1925 (11-14 OVERALL)

Pos.	Starter	Cl.	S	PS	BA
C	Clarence McGill	Jr.	15	15	.243
1B	Bill Murr	Sr.	22	21	.305
2B	James Herron	So.	25	25	.263
SS	George Price	Sr.	25	25	.253
3B	Luke J. Salley	Jr.	17	16	.271
LF	James Milling	So.	17	15	.232
CF	Sam Harmon	Sr.	22	15	.253
RF	Robert Jones	So.	17	15	.196

Pos.	Starter	Cl.	S	W-L
P	George Smith	Jr.	8	5-4
P	Sam Harmon	Sr.	5	2-3
P	I.W. Chappell	Sr.	4	2-2
P	W.T. Martin	So.	4	1-4

## 1926 (8-11 OVERALL)

Pos.	Starter	Cl.	S	PS	BA
C	Clarence McGill	Sr.	19	19	.300
1B	Henry Eskew	So.	14	12	.327
2B	William Hudgens	So.	19	18	.305
SS	George Dunlap	So.	19	17	.300
3B	William Abbott	So.	15	14	.250
LF	James Milling	Jr.	16	10	.327
CF	Joseph Moore	So.	18	18	.247
RF	Walter Martin	So.	12	11	.254

Pos.	Starter	Cl.	S	W-L
P	George Smith	Sr.	5	3-2
P	J.T. Long	So.	5	2-4
P	Charles Bryan	So.	4	1-3

## 1927 (11-13-1 OVERALL)

Pos.	Starter	Cl.	S	PS	BA
C	Fred Pearman	Jr.	24	24	.235
1B	Henry Eskew	Jr.	22	22	.200
2B	William Hudgens	Jr.	24	24	.187
SS	George Dunlap	Jr.	24	24	.337
3B	James Herron	Sr.	24	24	.197
LF	E.W. Sexton	So.	24	21	.247
CF	Joseph Moore	Jr.	24	24	.177
RF	Walter Martin	Jr.	11	11	.135

Pos.	Starter	Cl.	S	W-L
P	J.R. Gibson	So.	10	6-4
P	Thomas Martin	Jr.	4	1-3
P	Charles Bryan	Jr.	3	1-2

## 1928 (12-9-2 OVERALL)

Pos.	Starter	Cl.	S	PS	BA
C	Fred Pearman	Sr.	21	19	.207
1B	Richard Magill	So.	23	23	.316
2B	Michael Ziegler	So.	23	23	.293
SS	George Dunlap	Sr.	23	12	.312
3B	Robert McCarley	So.	23	23	.280
LF	Henry Eskew	Sr.	23	22	.309
CF	Joseph Moore	Sr.	23	23	.240
RF	Walter Williams	Sr.	23	21	.348

Pos.	Starter	Cl.	S	W-L
P	Clay Mahaffey	Jr.	8	2-2
P	Deas Pearman	Jr.	7	4-4
P	Charles Bryan	Sr.	3	1-2
P	Lawrence Chamblee	So.	3	2-1

## 1929 (15-11-1 OVERALL)

Pos.	Starter	Cl.	S	PS	BA
C	Raiford McMillan	Sr.	14	14	.250
1B	Nat Watson	So.	24	24	.207
2B	Batson Hewitt	Jr.	18	18	.284
SS	Johnny Justus	So.	27	27	.260
3B	Robert McCarley	Jr.	21	21	.194
LF	James Cook	Jr.	24	17	.259
CF	Michael Ziegler	Jr.	26	24	.271
RF	Richard Magill	Jr.	27	24	.258

Pos.	Starter	Cl.	S	W-L
P	J.E. Query	So.	7	6-1
P	Clay Mahaffey	Sr.	7	4-3
P	Lawrence Chamblee	Jr.	7	2-5



FLINT RHEM (CENTER) HAD A 7-2 RECORD IN 10 STARTS IN 1923.

# YEAR-BY-YEAR STARTING LINEUPS

## 1930 (9-14 OVERALL)

Pos.	Starter	Cl.	S	PS	BA
C	Angus Fordham	So.	14	14	.249
1B	Nat Watson	Jr.	21	21	.205
2B	Batson Hewitt	Sr.	23	23	.348
SS	Joseph Gibson	Jr.	12	12	.293
3B	Richard Magill	Sr.	23	23	.333
LF	Buck Priestler	So.	11	6	.220
CF	Michael Ziegler	Sr.	22	22	.209
RF	Endel Ramey	Jr.	18	9	.292

Pos.	Starter	Cl.	S	W-L
P	H.B. Nivens	So.	7	4-3
P	W.A. Nimmer	Fr.	6	2-5
P	Gordon Hoffman	Jr.	5	2-2

## 1931 (6-2 OVERALL)

Pos.	Starter	Cl.	S	PS	BA
C	Landrum Proctor	So.	5	5	.294
1B	Nat Watson	Sr.	8	8	.450
2B	J.D. Joye	So.	7	7	.167
SS	Romaine Smith	Jr.	5	5	.000
3B	John Hoffman	Jr.	8	8	.250
LF	Endel Ramey	Sr.	8	8	.179
CF	Buck Priestler	Jr.	8	8	.423
RF	Raymond Parkins	Jr.	8	8	.138

Pos.	Starter	Cl.	S	W-L
P	J.H. Davis	Fr.	3	2-1
P	J.B. Decker	So.	3	2-1
P	E.J. Crook	Fr.	1	1-0
P	Gordon Hoffman	Sr.	1	1-0

## 1932 (14-6 OVERALL)

Pos.	Starter	Cl.	S	PS	BA
C	Landrum Proctor	Jr.	20	20	.351
1B	James Rhinehardt	Sr.	20	20	.280
2B	H.H. Kearse	Jr.	19	19	.299
SS	Harry Gibson	Sr.	18	18	.205
3B	John Hoffman	Sr.	20	20	.224
LF	Buck Priestler	Sr.	14	14	.400
CF	Harold Clark	Jr.	15	15	.329
RF	Raymond Parkins	Sr.	16	16	.341

Pos.	Starter	Cl.	S	W-L
P	Wyatt Burgess	Jr.	9	9-2
P	Ivey Rivers	Jr.	7	1-3
P	Harold Clark	Sr.	3	4-0

## 1933 (10-10 OVERALL)

Pos.	Starter	Cl.	S	PS	BA
C	Landrum Proctor	Sr.	20	20	.241
1B	Bob Miller	Sr.	20	19	.291
2B	John Richey	Fr.	16	16	.302
SS	Joe Sherman	Jr.	20	18	.291
3B	H.R. Hood	So.	16	16	.172
LF	Richard Cole	So.	8	6	.291
CF	Harold Clark	Sr.	19	19	.317
RF	Clarence Chavous	So.	15	13	.375

Pos.	Starter	Cl.	S	W-L
P	Wyatt Burgess	Sr.	10	4-5
P	Ivey Rivers	Sr.	5	3-3
P	J.H. Davis	Jr.	4	3-2

## 1934 (8-8-1 OVERALL)

Pos.	Starter	Cl.	S	PS	BA
C	Clarence Chavous	Jr.	17	13	.290
1B	John Troutman	So.	17	17	.176
2B	John Richey	So.	15	9	.217
SS	Joe Sherman	Sr.	13	13	.302
3B	Joe Cathcart	Jr.	13	13	.130
LF	Henry Shore	So.	15	15	.224
CF	Randy Hinson	So.	17	17	.313
RF	W.S. Durham	So.	16	9	.292

Pos.	Starter	Cl.	S	W-L
P	Billy Croxton	So.	7	5-2
P	Armstrong Swails	Jr.	5	3-2
P	Edward Heap	So.	5	0-3

## 1935 (16-7-1 OVERALL)

Pos.	Starter	Cl.	S	PS	BA
C	Harry Lee	So.	24	24	.296
1B	John Troutman	Jr.	24	24	.262
2B	W.S. Durham	Jr.	24	20	.289
SS	John Richey	Jr.	24	24	.168
3B	R.D. Simpson	So.	14	14	.200
LF	Henry Shore	Jr.	24	24	.237

CF	Randy Hinson	Jr.	24	24	.250
RF	Clarence Chavous	Sr.	17	17	.208

Pos.	Starter	Cl.	S	W-L
P	Armstrong Swails	Sr.	10	7-3
P	Billy Croxton	Jr.	9	5-3
P	W.S. Durham	Jr.	4	3-1

## 1936 (6-11 OVERALL)

Pos.	Starter	Cl.	S	PS	BA
C	John Richey	Sr.	15	10	.125
1B	Jesse Pritchett	So.	16	16	.263
2B	M.I. Courtney	So.	12	12	.116
SS	Al Folger	So.	15	13	.207
3B	Teddy Boselli	So.	15	11	.200
LF	Henry Shore	Sr.	17	13	.229
CF	Randy Hinson	Sr.	17	17	.246
RF	Robert Heyward	So.	17	8	.203

Pos.	Starter	Cl.	S	W-L
P	Edward Heap	Jr.	7	3-4
P	J.F. Underwood	So.	5	2-3
P	Billy Croxton	Sr.	3	0-3

## 1937 (7-12 OVERALL)

Pos.	Starter	Cl.	S	PS	BA
C	Arthur DeLoach	So.	14	14	.231
1B	Jesse Pritchett	Jr.	19	19	.234
2B	Jim Edwards	Fr.	19	19	.254
SS	Al Folger	Jr.	19	19	.254
3B	Thomas Hendricks	Sr.	16	10	.179
LF	Bob Bailey	So.	10	7	.361
CF	Robert Heyward	Jr.	19	17	.187
RF	George Brodie	So.	12	10	.340

Pos.	Starter	Cl.	S	W-L
P	Edward Heap	Sr.	7	2-6
P	Ray Coker	So.	5	2-2
P	Ralph Crosby	Jr.	4	3-1

## 1938 (6-12 OVERALL)

Pos.	Starter	Cl.	S	PS	BA
C	Tom Bell	Jr.	9	9	.139
1B	R.H. Fox	So.	13	13	.304
2B	Jim Edwards	So.	16	16	.213

SS	Al Folger	Sr.	18	18	.281
3B	Teddy Boselli	Jr.	17	16	.261
LF	Gilmer Snipes	So.	12	10	.105
CF	Robert Heyward	Sr.	18	12	.239
RF	Ralph Crosby	Sr.	14	11	.280

Pos.	Starter	Cl.	S	W-L
P	George Brodie	Jr.	6	1-5
P	Ray Coker	Jr.	3	4-1
P	C.A. Goins	Jr.	3	0-2

## 1939 (10-7 OVERALL)

Pos.	Starter	Cl.	S	PS	BA
C	George Coakley	So.	14	14	.196
1B	Dude Buchanan	So.	17	17	.344
2B	Frank Horton	So.	14	14	.184
SS	Teddy Boselli	Sr.	17	17	.273
3B	Ed Irick	So.	17	17	.358
LF	George Brodie	Sr.	15	12	.308
CF	Francis Coakley	So.	17	17	.305
RF	James Trulock	Jr.	9	9	.355

Pos.	Starter	Cl.	S	W-L
P	Ray Coker	Sr.	9	6-2
P	Clyde Dobson	So.	4	2-2
P	George Brodie	Sr.	3	2-2

## 1940 (12-2-2 OVERALL)

Pos.	Starter	Cl.	S	PS	BA
C	Ace Parker	So.	16	16	.196
1B	Dude Buchanan	Jr.	16	16	.364
2B	Frank Horton	Jr.	10	10	.321
SS	George Coakley	Jr.	15	11	.224
3B	Ed Irick	Jr.	16	16	.259
LF	Joe Blalock	So.	11	11	.256
CF	Francis Coakley	Jr.	15	15	.391
RF	Charlie Bickley	Jr.	15	14	.356

Pos.	Starter	Cl.	S	W-L
P	Winston Holliday	So.	8	7-1
P	Herb Jensen	So.	4	4-0

## 1941 (10-6 OVERALL)

Pos.	Starter	Cl.	S	PS	BA
C	Ace Parker	Jr.	12	12	.311

1B	Dude Buchanan	Sr.	16	12	.485
2B	Jay Good	So.	14	14	.208
SS	Bob Berry	So.	13	13	.360
3B	Ed Irick	Sr.	13	12	.241
LF	Joe Blalock	Jr.	16	8	.288
CF	Francis Coakley	Sr.	8	8	.314
RF	Charlie Bickley	Sr.	15	15	.185

Pos.	Starter	Cl.	S	W-L
P	Winston Holliday	Jr.	6	5-2
P	Dude Buchanan	Sr.	4	3-1
P	Joe Blalock	So.	4	2-2

## 1942 (8-8 OVERALL)

Pos.	Starter	Cl.	S	PS	BA
C	Larry Coker	Sr.	10	9	.214
1B	Herb Jensen	Jr.	15	7	.324
2B	Jay Good	Jr.	14	8	.228
SS	Bob Berry	Jr.	14	14	.350
3B	Charlie Mimms	So.	11	8	.385
LF	Joe Blalock	Sr.	14	8	.350
CF	Don Belk	Jr.	15	14	.344
RF	Homer Coker	Jr.	10	9	.214

Pos.	Starter	Cl.	S	W-L
P	Winston Holliday	Sr.	6	4-1
P	Joe Blalock	So.	3	2-1
P	Bill Martin	So.	3	1-2

## 1943 (12-3 OVERALL)

Pos.	Starter	Cl.	S	PS	BA
C	Hank Sullivan	Fr.	15	15	.400
1B	Frank Gillespie	Fr.	15	15	.311
2B	Leo Fisher	So.	11	11	.278
SS	Bob Berry	Sr.	9	9	.400
3B	Jay Good	Sr.	15	15	.302
LF	Don Belk	Sr.	15	15	.250
CF	James Herring	Sr.	15	15	.300
RF	Homer Coker	Sr.	15	15	.462

Pos.	Starter	Cl.	S	W-L
P	Herb Jensen	Sr.	7	6-1
P	D.D. Carpenter	Jr.	4	3-1
P	Luther Rentz	Fr.	3	2-0



IN HIS FIRST SEASON (1943) AS A TIGER, FIRST-BASEMAN FRANK GILLESPIE HIT .311 IN 15 GAMES.

# YEAR-BY-YEAR STARTING LINEUPS

## 1944 - NO TEAM

### 1945 (7-6 OVERALL)

Pos.	Starter	Cl.	S	PS	BA
C	Herbert Lindsay	Sr.	12	7	.146
1B	J.M. Russell	Fr.	13	13	.220
2B	H.H. Tyler	So.	12	12	.282
SS	J.A. Timmerman	So.	12	12	.262
3B	Burton Ullnick	Fr.	9	9	.188
LF	Mavis Cagle	Fr.	13	13	.204
CF	C.M. Brown	Fr.	7	7	.273
RF	Bill Cobb	Fr.	8	7	.174

Pos.	Starter	Cl.	S	W-L
P	Bob Hughes	Fr.	5	3-2
P	Stick Riley	Jr.	5	3-2
P	J.M. Hammett	Fr.	1	1-1

### 1946 (12-5 OVERALL)

Pos.	Starter	Cl.	S	PS	BA
C	Joe McGee	So.	15	15	.211
1B	June Pruitt	Fr.	17	13	.211
2B	Lynwood McMakin	Jr.	13	13	.328
SS	Henry Sanders	Fr.	14	14	.257
3B	Dewey Quinn	Jr.	16	13	.365
LF	Andrew Quinn	So.	9	9	.114
CF	Tom Looper	Fr.	11	11	.264
RF	Winston Quinn	So.	6	5	.174

Pos.	Starter	Cl.	S	W-L
P	Joe Landrum	Fr.	12	10-2
P	Ray Fleming	So.	4	1-0
P	Jack Ross	Fr.	4	1-2

### 1947 (24-5 OVERALL, 13-2 SoCon)

Pos.	Starter	Cl.	S	PS	BA
C	Tom Cleveland	So.	25	25	.174
1B	Frank Gillespie	So.	27	22	.283
2B	Lynwood McMakin	Sr.	27	27	.354
SS	Jack Moore	Fr.	20	20	.261
3B	Hale Sherard	Sr.	28	27	.275
LF	Tom Castles	Fr.	16	13	.278
CF	Dewey Quinn	Sr.	29	18	.325
RF	Homer Coker	Jr.	29	25	.260

Pos.	Starter	Cl.	S	W-L
P	Joe Landrum	So.	12	11-2
P	Joe Hazle	Fr.	10	11-2
P	Luther Rentz	Sr.	3	2-1

### 1948 (14-12-1 OVERALL, 8-8-1 SoCon)

Pos.	Starter	Cl.	S	PS	BA
C	Gene Moore	So.	27	27	.245
1B	Jimmy Jones	Fr.	26	26	.322
2B	Leo Fisher	Jr.	24	23	.250
SS	Ken Culbertson	Fr.	27	27	.233
3B	Frank Gillespie	Jr.	17	17	.338
LF	Luke Deahardt	So.	27	27	.283
CF	Ray Mathews	Fr.	24	24	.220
RF	Jimmy Brown	Fr.	19	19	.203

Pos.	Starter	Cl.	S	W-L
P	Joe Asbill	Fr.	8	4-4
P	William Griffith	Fr.	7	2-4
P	Ray Fleming	Sr.	4	4-1

### 1949 (11-12 OVERALL, 10-5 SoCon)

Pos.	Starter	Cl.	S	PS	BA
C	Gene Moore	Jr.	14	14	.296
1B	Luke Deahardt	Jr.	21	18	.344
2B	Gene Aughtry	So.	21	21	.284
SS	Ken Culbertson	So.	22	22	.355
3B	Frank Gillespie	Sr.	23	18	.339
LF	Tom Castles	Jr.	22	12	.315
CF	Ray Mathews	So.	17	13	.350
RF	Doug Angley	Jr.	21	21	.299

Pos.	Starter	Cl.	S	W-L
P	Robert Hughes	So.	9	3-4
P	Hootie Kea	So.	3	2-3
P	Dan Stroud	Jr.	2	2-0

### 1950 (20-11 OVERALL, 13-3 SoCon)

Pos.	Starter	Cl.	S	PS	BA
C	Dick Hendley	Jr.	22	22	.377
1B	Luke Deahardt	Sr.	31	31	.288
2B	Gene Aughtry	Jr.	31	22	.314
SS	Ken Culbertson	Jr.	30	20	.307
3B	Ray McKay	Jr.	20	20	.156



SHORTSTOP BUD SPIERS BATTED .323 IN 30 GAMES DURING CLEMSON'S 1958 COLLEGE WORLD SERIES SEASON.

LF	Fred Knoebel	So.	31	29	.313
CF	Ray Mathews	Jr.	31	31	.309
RF	Doug Angley	Sr.	31	29	.381

Pos.	Starter	Cl.	S	W-L
P	Bill Ford	So.	8	6-3
P	Hootie Kea	Jr.	6	3-3
P	Bob Hughes	Jr.	4	6-0

### 1951 (18-7 OVERALL, 16-2 SoCon)

Pos.	Starter	Cl.	S	PS	BA
C	Dick Hendley	Sr.	25	25	.344
1B	Roby Crouch	Jr.	25	25	.313
2B	Gene Aughtry	Sr.	25	25	.325
SS	Ken Culbertson	Sr.	22	22	.280
3B	Ray McKay	Sr.	22	22	.277
LF	Fred Knoebel	Jr.	24	24	.284
CF	Ray Mathews	Sr.	25	25	.375
RF	Billy Morrow	Sr.	15	14	.164

Pos.	Starter	Cl.	S	W-L
P	Bill Ford	Jr.	7	5-0
P	William Griffith	Jr.	6	4-2
P	Roger Baker	Jr.	3	5-1

### 1952 (10-12 OVERALL, 10-10 SoCon)

Pos.	Starter	Cl.	S	PS	BA
C	Nolten Hilderbrand	Jr.	12	12	.234
1B	Joe Murray	Jr.	17	17	.268
2B	Roy Coker	So.	21	21	.310
SS	Jim Evans	Sr.	18	18	.306
3B	Wyman Morris	So.	22	22	.280
LF	Doug Kingsmore	So.	18	17	.311
CF	Fred Knoebel	Sr.	22	20	.366
RF	Roger Gaines	So.	21	20	.256

Pos.	Starter	Cl.	S	W-L
P	Billy O'Dell	So.	7	5-2
P	J.C. Hicks	Jr.	5	2-3
P	Roger Baker	Sr.	5	1-3

### 1953 (11-6 OVERALL, 11-6 SoCon)

Pos.	Starter	Cl.	S	PS	BA
C	Bobby Morris	Fr.	14	14	.211
1B	George Brodie	Fr.	12	12	.311
2B	Roy Coker	Jr.	17	17	.329

SS	Dick Hussey	Fr.	8	8	.267
3B	Wyman Morris	Jr.	17	17	.422
LF	Bill Barnett	Fr.	17	11	.275
CF	Joe Brown	Jr.	10	9	.233
RF	Doug Kingsmore	Jr.	17	14	.274

Pos.	Starter	Cl.	S	W-L	ERA
P	Billy O'Dell	Jr.	8	6-3	1.36
P	Neil Bates	Fr.	3	2-1	3.42
P	Robby Saylor	Jr.	3	1-1	3.63

### 1954 (14-10 OVERALL, 8-4 ACC)

Pos.	Starter	Cl.	S	PS	BA
C	Bobby Morris	So.	21	21	.238
1B	Dick Swetenburg	So.	20	20	.176
2B	Roy Coker	Sr.	23	23	.314
SS	Barry Crocker	Sr.	21	21	.306
3B	Wyman Morris	Sr.	24	24	.205
LF	Bill Barnett	So.	24	24	.272
CF	Doug Kingsmore	Sr.	24	24	.371
RF	Roger Gaines	Jr.	19	19	.238

Pos.	Starter	Cl.	S	W-L	ERA
P	Billy O'Dell	Sr.	11	8-3	0.79
P	Leonard Humphries	So.	7	4-3	3.17
P	Ben Crosland	Jr.	3	2-1	3.58

### 1955 (7-11 OVERALL, 5-9 ACC)

Pos.	Starter	Cl.	S	PS	BA
C	Jim O'Quinn	Jr.	17	17	.350
1B	Dick Swetenburg	Jr.	18	18	.258
2B	Lonnie Shealy	Sr.	17	17	.357
SS	Charlie Blackston	Jr.	12	12	.267
3B	Joe Smith	Jr.	13	13	.308
LF	Carol Brown	So.	7	7	.147
CF	Bill Barnett	Jr.	15	15	.323
RF	Roger Gaines	Sr.	16	16	.304

Pos.	Starter	Cl.	S	W-L	ERA
P	Leonard Humphries	Jr.	6	3-3	
P	Ben Crosland	Sr.	5	1-4	
P	George Compton	Jr.	4	1-2	

### 1956 (4-14-2 OVERALL, 2-10-2 ACC)

Pos.	Starter	Cl.	S	PS	BA
C	Jim O'Quinn	Sr.	17	17	.222

1B	Dick Swetenburg	Sr.	18	18	.220
2B	Dave Garrison	So.	19	19	.277
SS	Doby Myers	So.	17	17	.277
3B	Bud Spiers	So.	19	19	.113
LF	Don Shealy	Jr.	16	16	.348
CF	Bill Barnett	Sr.	20	20	.276
RF	Larry Wilson	So.	13	10	.163

Pos.	Starter	Cl.	S	W-L	ERA
P	Leonard Humphries	Sr.	7	0-4	
P	Johnny Drake	So.	6	4-2	2.56
P	Bill Trado	So.	5	0-4	

### 1957 (6-12 OVERALL, 3-11 ACC)

Pos.	Starter	Cl.	S	PS	BA
C	Butch Coker	So.	18	18	.270
1B	Fred DeBerry	So.	9	9	.167
	Larry Wilson	Jr.	9	9	.282
2B	Bob Hubbard	So.	16	16	.157
SS	Bud Spiers	Jr.	18	18	.233
3B	Larry Bagwell	So.	18	18	.257
LF	Don Shealy	Sr.	12	12	.313
CF	Doug Hoffman	So.	18	18	.150
RF	Carol Brown	Sr.	10	10	.237


Pos.	Starter	Cl.	S	W-L	ERA
P	Harold Stowe	So.	7	3-5	3.58
P	Don Shealy	Sr.	5	2-3	4.44
P	Leon McDonald	So.	3	1-2	5.40
P	Sam Gambrell	Sr.	3	0-2	5.63

### 1958 (22-8 OVERALL, 11-3 ACC)

Pos.	Starter	Cl.	S	PS	BA
C	Butch Coker	Jr.	30	30	.264
1B	Fred DeBerry	Jr.	30	30	.319
2B	Zack Burnette	So.	28	28	.239
SS	Bud Spiers	Sr.	30	30	.323
3B	Larry Bagwell	Jr.	30	29	.287
LF	Larry Wilson	Sr.	30	28	.230
CF	Doug Hoffman	Jr.	30	30	.237
RF	Bailey Hendley	So.	22	21	.333

Pos.	Starter	Cl.	S	W-L	ERA
P	Harold Stowe	Jr.	15	14-4	2.34
P	Ed Lahey	So.	8	6-2	4.12
P	Bailey Hendley	So.	6	2-1	4.58

# YEAR-BY-YEAR STARTING LINEUPS



IN HIS THIRD SEASON AS A TIGER IN 1971, CRAIG WHITE BATTED .380 IN 31 GAMES IN LEFT FIELD.

## 1959 (24-8 OVERALL, 9-5 ACC)

Pos.	Starter	Cl.	S	PS	BA
C	Butch Coker	Sr.	22	22	.247
1B	Fred DeBerry	Sr.	31	31	.287
2B	Zack Burnette	Jr.	30	30	.232
SS	Larry Bagwell	Sr.	32	32	.250
3B	Dick Suggs	So.	23	19	.205
LF	Ty Cline	So.	23	21	.326
CF	Doug Hoffman	Sr.	32	32	.314
RF	Bailey Hendley	Jr.	20	14	.309

Pos.	Starter	Cl.	S	W-L	ERA
P	Harold Stowe	Sr.	9	7-4	1.57
P	Ty Cline	So.	8	5-1	3.12
P	Bailey Hendley	Jr.	7	5-1	2.12

## 1960 (11-10-1 OVERALL, 7-6 ACC)

Pos.	Starter	Cl.	S	PS	BA
C	Dave Lynn	Jr.	22	21	.367
1B	Sam Poe	Jr.	9	9	.367
2B	Toby Bradshaw	So.	22	22	.304
SS	Zack Burnette	Sr.	22	22	.250
3B	Choppy Patterson	So.	13	12	.255
LF	Bailey Hendley	Sr.	20	9	.364
CF	Ty Cline	Jr.	22	20	.348
RF	Lanny Ryan	So.	14	13	.340

Pos.	Starter	Cl.	S	W-L	ERA
P	Dave Sprouse	Jr.	7	2-6	4.30
P	Bailey Hendley	Sr.	6	4-1	5.62
P	Jimmy Roller	Jr.	5	5-1	2.76

## 1961 (12-11 OVERALL, 6-8 ACC)

Pos.	Starter	Cl.	S	PS	BA
C	Dave Lynn	Sr.	21	20	.333
1B	Jack Verone	Jr.	13	6	.345
2B	Pete Ayoub	So.	23	17	.349
SS	Elmo Lam	So.	22	22	.319
3B	Harold Pavilack	Jr.	17	13	.262
LF	Nicky Lomax	So.	15	8	.286
CF	Art Ricketts	So.	14	7	.246
RF	Joey Taylor	So.	16	11	.302

Pos.	Starter	Cl.	S	W-L	ERA
P	Damon Vincent	So.	10	5-3	5.28
P	Gene Harbeson	So.	8	3-4	3.31
P	Jimmy Roller	Sr.	3	1-3	4.86

## 1962 (17-8 OVERALL, 8-6 ACC)

Pos.	Starter	Cl.	S	PS	BA
C	Gene Harbeson	Jr.	25	25	.266
1B	Buddy Nixon	So.	25	25	.326
2B	Pete Ayoub	Jr.	21	21	.303
SS	Elmo Lam	Jr.	25	25	.280
3B	Dave Ellisor	Jr.	21	21	.283
LF	Nicky Lomax	Jr.	23	22	.292
CF	Johnny Jones	Jr.	22	22	.439
RF	Joey Taylor	Jr.	17	17	.406

Pos.	Starter	Cl.	S	W-L	ERA
P	Tommy Lyon	Jr.	9	7-1	3.62
P	Dave Olson	Sr.	9	4-5	5.57
P	Damon Vincent	Jr.	5	3-2	4.68

## 1963 (15-11 OVERALL, 9-5 ACC)

Pos.	Starter	Cl.	S	PS	BA
C	Gene Harbeson	Sr.	25	25	.236
1B	Stan Ayers	Jr.	20	15	.288
2B	Pete Ayoub	Sr.	25	25	.304
SS	Elmo Lam	Sr.	25	25	.291
3B	Dave Ellisor	Sr.	25	24	.306
LF	Nicky Lomax	Sr.	22	22	.282
CF	Johnny Jones	Sr.	25	25	.330
RF	Mike Bohonak	Jr.	20	20	.349

Pos.	Starter	Cl.	S	W-L	ERA
P	Damon Vincent	Sr.	6	2-1	4.26
P	Dale Smith	So.	5	3-2	5.30
P	David Wrenn	So.	4	2-1	6.18
P	Tommy Chapman	So.	4	2-2	5.08
P	Tommy Lyon	Sr.	4	2-4	3.76

## 1964 (13-13 OVERALL, 6-7 ACC)

Pos.	Starter	Cl.	S	PS	BA
C	Stan Ayers	Sr.	22	22	.316

1B	Buddy Nixon	Jr.	26	26	.303
2B	Ben Marsella	Sr.	26	17	.282
SS	Jack McCall	So.	26	26	.253
3B	Ronnie Moore	So.	18	14	.171
LF	Tommy Pack	So.	22	12	.303
CF	George Sutton	So.	23	14	.315
RF	Mike Bohonak	Sr.	11	10	.238

Pos.	Starter	Cl.	S	W-L	ERA
P	Tommy Chapman	Jr.	11	6-3	3.53
P	Greg Casey	Jr.	7	5-3	5.37
P	Dale Smith	Jr.	5	2-3	2.83

## 1965 (18-10-2 OVERALL, 9-5 ACC)

Pos.	Starter	Cl.	S	PS	BA
C	Eddie Barbary	So.	30	30	.239
1B	Ellis Dantzler	Jr.	27	27	.305
2B	Tony Jackson	Sr.	28	27	.238
SS	Jack McCall	Jr.	29	26	.358
3B	Ronnie Moore	Jr.	18	18	.258
LF	Lawton Cowart	Jr.	26	15	.260
CF	George Sutton	Jr.	29	16	.215
RF	Rusty Adkins	So.	30	16	.444

Pos.	Starter	Cl.	S	W-L	ERA
P	Tommy Chapman	Sr.	11	4-2	1.80
P	Bill Parmer	So.	10	5-1	2.82
P	Charlie Watson	So.	3	5-4	2.16

## 1966 (20-7-2 OVERALL, 9-4 ACC)

Pos.	Starter	Cl.	S	PS	BA
C	Eddie Barbary	Jr.	23	23	.310
1B	Ellis Dantzler	Sr.	24	20	.380
2B	Rusty Adkins	Jr.	29	25	.364
SS	Jack McCall	Sr.	29	29	.333
3B	Lawton Cowart	Sr.	29	29	.321
LF	George Sutton	Sr.	29	29	.311
CF	Tommy Pack	Sr.	26	18	.330
RF	Keith Waters	So.	26	15	.333

Pos.	Starter	Cl.	S	W-L	ERA
P	Bill Parmer	Jr.	9	4-1	4.22

P	Charlie Watson	Jr.	8	6-1	3.43
P	Kenny Waldrop	So.	3	0-0	7.04

## 1967 (29-9 OVERALL, 11-2 ACC)

Pos.	Starter	Cl.	S	PS	BA
C	Eddie Barbary	Sr.	38	38	.291
1B	Ron Zupa	Jr.	37	37	.243
2B	Rusty Adkins	Sr.	38	36	.336
SS	Garry Helms	Sr.	27	26	.372
3B	Mike McCall	So.	36	34	.237
LF	Buster Smith	So.	37	19	.243
CF	Keith Waters	Jr.	34	31	.206
RF	Howard Sharman	Sr.	22	21	.205

Pos.	Starter	Cl.	S	W-L	ERA
P	Bill Parmer	Sr.	10	9-1	1.14
P	Charlie Watson	Sr.	7	5-2	2.43
P	Laval Johnson	So.	6	3-2	2.23

## 1968 (27-14 OVERALL, 11-7 ACC)

Pos.	Starter	Cl.	S	PS	BA
C	Steve Kuester	So.	28	27	.253
1B	Ron Zupa	Sr.	40	40	.234
2B	Buster Smith	Jr.	40	39	.235
SS	Randy Bray	So.	38	30	.329
3B	Don Russell	Fr.	37	29	.261
LF	Jerry Eskew	Jr.	18	18	.239
CF	Keith Waters	Sr.	37	34	.283
RF	Johnny Johnson	So.	27	22	.157

Pos.	Starter	Cl.	S	W-L	ERA
P	Tom Hudgins	Fr.	10	6-4	3.74
P	Nelson Gibson	Sr.	8	7-1	2.18
P	Bill James	Sr.	8	5-1	2.11

## 1969 (27-17-2 OVERALL, 12-8-1 ACC)

Pos.	Starter	Cl.	S	PS	BA
C	Steve Kuester	Jr.	22	22	.187
1B	Eddie Holland	Jr.	32	16	.303
2B	Mike Ward	Fr.	26	26	.234
SS	Randy Bray	Jr.	41	41	.293
3B	Don Russell	So.	46	46	.289
LF	Craig White	Fr.	40	19	.327
CF	Johnny Severs	Fr.	34	33	.262
RF	Rick Young	Fr.	23	17	.284

Pos.	Starter	Cl.	S	W-L	ERA
P	Rusty Gerhardt	Fr.	15	7-3	3.46
P	Dave Van Volkenburg	Fr.	14	9-4	4.00
P	Tom Hudgins	So.	5	3-2	3.40

## 1970 (32-16 OVERALL, 14-7 ACC)

Pos.	Starter	Cl.	S	PS	BA
C	Eddie Holland	Sr.	31	22	.262
1B	Eddie Dixon	So.	25	25	.267
2B	Bill Prophet	Fr.	31	31	.311
SS	Randy Bray	Sr.	36	21	.285
3B	Don Russell	Jr.	42	42	.254
LF	Craig White	So.	40	39	.280
CF	Johnny Severs	So.	26	24	.255
RF	Calvin Weeks	So.	37	18	.205

Pos.	Starter	Cl.	S	W-L	ERA
P	Rusty Gerhardt	So.	14	9-4	1.79
P	Dave Van Volkenburg	So.	11	6-1	2.04
P	Lindsay Graham	Fr.	8	4-3	2.42

## 1971 (27-14 OVERALL, 10-4 ACC)

Pos.	Starter	Cl.	S	PS	BA
C	Lin Hamilton	Fr.	23	23	.175
1B	Dave Van Volkenburg	Jr.	24	19	.254
2B	Richard Haynes	Fr.	31	29	.241
SS	Calvin Weeks	Jr.	41	38	.263
3B	Bill Prophet	So.	41	36	.248
LF	Craig White	Jr.	31	31	.380
CF	Johnny Severs	Jr.	41	41	.301
RF	Pete Hendricks	So.	25	16	.302

Pos.	Starter	Cl.	S	W-L	ERA
P	Rusty Gerhardt	Jr.	14	11-3	2.17
P	Dave Van Volkenburg	Jr.	10	5-5	2.61
P	Jeff Bradford	Fr.	6	2-0	3.07

## 1972 (19-15 OVERALL, 6-7 ACC)

Pos.	Starter	Cl.	S	PS	BA
C	Lin Hamilton	So.	32	32	.318
1B	Dave Van Volkenburg	Sr.	27	27	.217
2B	Kenny Bagwell	So.	33	33	.296
SS	Richard Haynes	So.	32	30	.312



# YEAR-BY-YEAR STARTING LINEUPS

3B Bill Prophet	Jr.	21	21	.203
LF Smiley Sanders	So.	26	12	.268
CF Charlie Ing	Fr.	32	25	.256
RF Calvin Weeks	Sr.	32	23	.271

Pos.	Starter	Cl.	S	W-L	ERA
P	Rusty Gerhardt	Sr.	12	7-4	2.22
P	Lindsay Graham	Jr.	11	6-3	2.76
P	Jeff Bradford	So.	5	2-1	3.13

## 1973 (24-16 OVERALL, 10-2 ACC)

Pos.	Starter	Cl.	S	PS	BA
C	Lin Hamilton	Jr.	34	26	.294
1B	Tony Eckerl	So.	23	8	.176
2B	Richard Haynes	Jr.	35	35	.275
SS	John Adeimy	Sr.	34	27	.298
3B	Pat Fitzsimmons	So.	31	21	.276
LF	Craig White	Sr.	32	30	.336
CF	Smiley Sanders	Jr.	36	24	.260
RF	Mike Pulaski	Jr.	34	18	.248

Pos.	Starter	Cl.	S	W-L	ERA
P	Steve Cline	Jr.	9	7-1	2.12
P	Lindsay Graham	Sr.	8	6-2	2.37
P	Mark Adams	Sr.	7	1-3	6.06

## 1974 (23-15 OVERALL, 10-1 ACC)

Pos.	Starter	Cl.	S	PS	BA
C	Lin Hamilton	Sr.	35	33	.346
1B	Tony Eckerl	Jr.	20	11	.286
2B	Richard Haynes	Sr.	35	32	.273
SS	Kurt Seibert	Fr.	27	23	.316
3B	Pat Fitzsimmons	Jr.	34	19	.277
LF	Charlie Ing	Jr.	28	14	.269
CF	Smiley Sanders	Sr.	38	36	.283
RF	Mike Pulaski	Sr.	37	22	.304
DH	Steve Tucker	So.	23	4	.330

Pos.	Starter	Cl.	S	W-L	ERA
P	Steve Cline	Sr.	13	9-4	1.84
P	Jack Murr	Jr.	11	4-4	2.71
P	Chuck Porter	Fr.	7	4-2	2.58

## 1975 (33-10 OVERALL, 10-2 ACC)

Pos.	Starter	Cl.	S	PS	BA
C	Tony Eckerl	Sr.	37	30	.304

1B Brett Terrill	So.	37	32	.234
2B Billy Wingo	So.	39	35	.371
SS Kurt Seibert	So.	43	42	.320
3B Pat Fitzsimmons	Sr.	39	39	.229
LF Steve Tucker	Jr.	40	38	.285
CF Denny Walling	Jr.	38	37	.421
RF Mike Mahoney	Jr.	28	21	.198
DH Dave Caldwell	Fr.	32	23	.280

Pos.	Starter	Cl.	S	W-L	ERA
P	Chuck Porter	So.	13	8-4	2.66
P	Randy Quintrell	So.	11	7-2	1.50
P	Bob Mahony	Jr.	9	6-1	3.16

## 1976 (36-15 OVERALL, 10-2 ACC)

Pos.	Starter	Cl.	S	PS	BA
C	Bill Foley	So.	49	47	.303
1B	Steve Nilsson	So.	38	36	.266
2B	Billy Wingo	Jr.	45	45	.214
SS	Kurt Seibert	Jr.	44	44	.344
3B	Robert Bonnette	Fr.	50	43	.295
LF	Dave Caldwell	So.	50	50	.321
CF	Steve Tucker	Sr.	48	48	.350
RF	Greg Belk	Sr.	35	20	.215
DH	Alan Hoover	So.	30	30	.217

Pos.	Starter	Cl.	S	W-L	ERA
P	Chuck Porter	Jr.	14	12-0	2.19
P	Ron Musselman	Jr.	14	8-3	2.11
P	Randy Quintrell	Jr.	10	5-5	3.79

## 1977 (42-10 OVERALL, 9-1 ACC)

Pos.	Starter	Cl.	S	PS	BA
C	Bill Foley	Jr.	51	41	.315
1B	Steve Nilsson	Jr.	51	51	.249
2B	Billy Wingo	Sr.	45	45	.333
SS	Robert Bonnette	So.	52	51	.324
3B	Pete Peltz	Jr.	51	50	.329
LF	Neil Simons	Fr.	50	20	.376
CF	Billy Weems	Fr.	37	27	.340
RF	Dave Caldwell	Jr.	40	9	.284
DH	Bill Schroeder	Fr.	36	17	.272

Pos.	Starter	Cl.	S	W-L	ERA
P	Ron Musselman	Sr.	15	12-2	3.14
P	Brian Snyder	Fr.	9	4-1	1.19

P Tommy Qualters	Jr.	8	6-0	4.14
P Randy Quintrell	Sr.	8	5-3	4.53

## 1978 (39-14 OVERALL, 10-2 ACC)

Pos.	Starter	Cl.	S	PS	BA
C	Bill Schroeder	So.	43	41	.305
1B	Steve Nilsson	Sr.	48	48	.300
2B	Robbie Allen	Fr.	30	27	.236
SS	Robert Bonnette	Jr.	53	50	.320
3B	Pete Peltz	Sr.	49	46	.337
LF	Neil Simons	So.	51	40	.293
CF	Billy Weems	So.	45	41	.333
RF	Tony Masone	So.	48	42	.328
DH	Alan Hoover	Sr.	27	27	.313

Pos.	Starter	Cl.	S	W-L	ERA
P	Mike Sullivan	So.	13	7-2	3.31
P	Mike Brown	Fr.	12	9-2	1.84
P	Brian Snyder	So.	12	7-1	4.41

## 1979 (40-15 OVERALL, 10-1 ACC)

Pos.	Starter	Cl.	S	PS	BA
C	Bill Schroeder	Jr.	42	30	.318
1B	Greg Guin	Fr.	49	49	.259
2B	Tim Teufel	Jr.	52	50	.350
SS	Robbie Allen	So.	53	53	.297
3B	Robert Bonnette	Sr.	53	53	.284
LF	Billy Weems	Jr.	38	36	.246
CF	Neil Simons	Jr.	53	51	.355
RF	Tony Masone	Jr.	54	52	.330
DH	Dave Buffamoyer	Sr.	55	28	.343

Pos.	Starter	Cl.	S	W-L	ERA
P	Brian Snyder	Jr.	14	7-4	3.76
P	Mike Sullivan	Jr.	13	10-0	1.98
P	Mike Brown	So.	13	5-4	4.82

## 1980 (38-21 OVERALL, 6-5 ACC)

Pos.	Starter	Cl.	S	PS	BA
C	Dave Lemaster	Fr.	36	36	.315
1B	Greg Guin	So.	50	50	.266
2B	Tim Teufel	Sr.	46	46	.387
SS	Robbie Allen	Jr.	48	48	.251
3B	Frank Russ	Fr.	57	36	.327
LF	Billy Weems	Sr.	59	58	.328
CF	Neil Simons	Sr.	59	59	.317

RF Glenn Gallagher	Fr.	53	41	.287
DH Jimmy Key	Fr.	26	22	.272

Pos.	Starter	Cl.	S	W-L	ERA
P	Mike Brown	Jr.	15	9-3	3.17
P	Jimmy Key	Fr.	15	7-5	2.99
P	Bobby Kenyon	Jr.	12	8-3	3.00

## 1981 (34-24 OVERALL, 10-4 ACC)

Pos.	Starter	Cl.	S	PS	BA
C	Coe Brier	Fr.	31	17	.252
1B	Greg Guin	Jr.	50	50	.387
2B	Frank Russ	So.	37	32	.276
SS	Scott Powers	Fr.	51	51	.253
3B	Craig Roberson	So.	56	56	.323
LF	Mike Mahoney	Sr.	50	38	.333
CF	Glenn Gallagher	So.	51	26	.308
RF	Bob Paulling	So.	49	26	.303
DH	Jimmy Key	So.	40	29	.317

Pos.	Starter	Cl.	S	W-L	ERA
P	Jimmy Key	So.	15	4-6	5.52
P	Jeff Gilbert	So.	13	8-3	3.25
P	Bill Duke	Jr.	13	2-4	5.76

## 1982 (37-22 OVERALL, 10-2 ACC)

Pos.	Starter	Cl.	S	PS	BA
C	Coe Brier	So.	33	25	.252
1B	Dave Lemaster	Jr.	43	27	.306
	Jim McCollom	Fr.	53	27	.269
2B	Frank Russ	Jr.	59	58	.278
SS	Bryan Smith	Sr.	49	49	.296
3B	Craig Roberson	Jr.	52	52	.340
LF	Mark Davidson	Jr.	58	49	.336
CF	Ricky Hester	Jr.	51	48	.291
RF	Brooks Shumake	Fr.	39	20	.331
DH	Jimmy Key	Jr.	51	40	.359

Pos.	Starter	Cl.	S	W-L	ERA
P	Jimmy Key	Jr.	16	9-3	2.79
P	Jeff Gilbert	Jr.	13	9-2	3.41
P	Donnie Hoover	Jr.	11	6-6	4.66

## 1983 (30-20-1 OVERALL, 6-5 ACC)

Pos.	Starter	Cl.	S	PS	BA
C	Jim McCollom	So.	50	33	.347
1B	Bob Paulling	Jr.	48	41	.407
2B	Frank Russ	Sr.	44	44	.296
SS	Scott Powers	Jr.	43	41	.230
3B	Jamie Swanner	Jr.	38	31	.289
LF	Billy Davis	Jr.	23	17	.241
CF	Dave Lemaster	Sr.	42	34	.232
RF	Ricky Hester	Sr.	26	17	.356
	Brooke Shumake	So.	48	17	.251
DH	Craig Roberson	Sr.	41	21	.304

Pos.	Starter	Cl.	S	W-L	ERA
P	Scott Parrish	So.	12	6-1	3.02
P	Jeff Gilbert	Sr.	10	4-0	2.25
P	Lee Wiles	Sr.	10	4-2	4.07


## 1984 (38-17 OVERALL, 12-2 ACC)

Pos.	Starter	Cl.	S	PS	BA
C	Steve Williams	Fr.	34	33	.319
1B	Bob Paulling	Sr.	40	39	.299
2B	Chuck Baldwin	Fr.	48	37	.356
SS	Scott Powers	Sr.	51	49	.314
3B	Brooks Shumake	Jr.	53	25	.275
LF	Ray Williams	Fr.	30	21	.326
	Mitch Wilson	Sr.	28	21	.198
CF	Jay Fulton	Sr.	33	25	.215
RF	Jim McCollom	Jr.	54	22	.350
DH	John Jay	Fr.	30	27	.330

Pos.	Starter	Cl.	S	W-L	ERA
P	George Stone	Jr.	11	7-2	2.57
P	Scott Parrish	Jr.	10	7-1	2.20
P	Tom Mallon	Sr.	9	6-3	3.14

## 1985 (36-30-1 OVERALL, 9-4 ACC)

Pos.	Starter	Cl.	S	PS	BA
C	Bert Heffernan	Fr.	61	57	.347
1B	Jim McCollom	Sr.	64	62	.390
2B	Scott Dillon	Jr.	62	59	.315
SS	Chuck Baldwin	So.	62	49	.262
3B	Bill Spiers	Fr.	42	22	.380
LF	Ray Williams	So.	47	29	.289
CF	Steve Green	Fr.	42	41	.247
RF	Tommy Thompson	Jr.	58	55	.289



BRIAN SNYDER HAD AN 18-6 RECORD IN THREE SEASONS (1977-79) AT CLEMSON.

# YEAR-BY-YEAR STARTING LINEUPS

Pos.	Starter	Cl.	S	W-L	ERA
P	John Pawlowski	Jr.	17	9-3	4.26
P	George Stone	Sr.	17	9-7	3.89
P	Oliver Whitaker	So.	13	5-7	7.28

## 1986 (42-21 OVERALL, 9-4 ACC)

Pos.	Starter	Cl.	S	PS	BA
C	Bert Heffernan	So.	61	55	.331
1B	Chuck Baldwin	Jr.	63	63	.370
2B	Scott Dillon	Sr.	61	61	.299
SS	Bill Spiers	So.	62	46	.322
3B	Steve Baucom	Jr.	61	61	.369
LF	Ray Williams	Jr.	51	45	.265
CF	Randy Mazey	So.	37	37	.336
RF	Tommy Thompson	Sr.	37	34	.305
DH	Jerry Brooks	Fr.	31	31	.338

Pos.	Starter	Cl.	S	W-L	ERA
P	Bill Steele	Jr.	16	9-3	4.61
P	Oliver Whitaker	Jr.	12	5-3	3.12
P	Alan Botkin	Fr.	10	5-2	5.89
P	Brian Barnes	Fr.	10	3-2	3.68

## 1987 (54-14-1 OVERALL, 16-5 ACC)

Pos.	Starter	Cl.	S	PS	BA
C	Bert Heffernan	Jr.	63	63	.335
1B	Mike Milchin	Fr.	56	56	.292
2B	Henry Threadgill	So.	40	40	.323
SS	Bill Spiers	Jr.	63	63	.290
3B	Steve Baucom	Sr.	68	68	.347
LF	Ray Williams	Sr.	50	44	.284
CF	Randy Mazey	Jr.	61	61	.327
RF	Jerry Brooks	So.	60	52	.326
DH	Steve Williams	Sr.	32	22	.292

Pos.	Starter	Cl.	S	W-L	ERA
P	Brian Barnes	So.	17	12-3	3.06
P	Alan Botkin	So.	14	9-2	2.54
P	Oliver Whitaker	Sr.	14	9-3	3.48

## 1988 (54-14 OVERALL, 18-2 ACC)

Pos.	Starter	Cl.	S	PS	BA
C	Bert Heffernan	Sr.	68	61	.337
1B	Mike Milchin	So.	66	66	.370
2B	Henry Threadgill	Jr.	66	66	.297
SS	Rusty Charpia	Jr.	63	63	.310
3B	Jerry Brooks	Jr.	68	41	.373
LF	Burke Fairay	Sr.	42	40	.280

CF	Randy Mazey	Sr.	61	61	.340
RF	Brian Kowitz	Fr.	44	18	.274
DH	Mike Couture	So.	62	24	.344

Pos.	Starter	Cl.	S	W-L	ERA
P	Brian Barnes	Jr.	19	13-2	3.33
P	David Tripp	Fr.	12	7-1	5.19
P	Tim Parker	So.	12	5-1	3.35

## 1989 (50-20 OVERALL, 13-5 ACC)

Pos.	Starter	Cl.	S	PS	BA
C	Mike Couture	Jr.	69	62	.280
1B	Mike Milchin	Jr.	59	51	.285
2B	Henry Threadgill	Sr.	69	69	.329
SS	Rusty Charpia	Sr.	66	66	.285
3B	Jim Crowley	So.	66	66	.300
LF	Eric Macrina	So.	43	22	.263
CF	Brian Kowitz	So.	68	68	.270
RF	Todd Stefan	So.	59	54	.283
DH	Joe DeBerry	Fr.	48	32	.297

Pos.	Starter	Cl.	S	W-L	ERA
P	Brian Barnes	Sr.	19	16-3	2.22
P	Ron Frazier	So.	15	6-2	3.31
P	Alan Botkin	Sr.	12	5-5	5.32

## 1990 (43-23 OVERALL, 14-6 ACC)

Pos.	Starter	Cl.	S	PS	BA
C	Jim Anderson	Jr.	39	32	.222
1B	Joe DeBerry	So.	60	35	.359
2B	Todd Stefan	Jr.	48	46	.224
SS	Tim Rigsby	Sr.	64	64	.309
3B	Jim Crowley	Jr.	65	58	.327
LF	Kevin Northrup	So.	46	43	.306
CF	Brian Kowitz	Jr.	66	66	.403
RF	Michael Spiers	Jr.	45	35	.277
DH	Eric Macrina	Jr.	50	18	.339

Pos.	Starter	Cl.	S	W-L	ERA
P	Tim Parker	Jr.	17	7-5	2.97
P	Dave Tripp	Jr.	12	8-5	4.04
P	Brian Faw	Sr.	11	5-3	4.56

## 1991 (60-10 OVERALL, 18-3 ACC)

Pos.	Starter	Cl.	S	PS	BA
C	Jim Anderson	Sr.	36	36	.287
1B	Eric Macrina	Sr.	68	43	.335
2B	Jim Crowley	Sr.	68	64	.383

SS	Todd Stefan	Sr.	66	66	.348
3B	Jeff Miller	So.	64	64	.297
LF	Billy McMillon	Fr.	54	54	.391
CF	Kevin Northrup	Jr.	66	58	.350
RF	Michael Spiers	Sr.	64	61	.364
DH	Joe DeBerry	Jr.	62	36	.342

Pos.	Starter	Cl.	S	W-L	ERA
P	Jason Angel	So.	16	14-2	2.33
P	Aaron Jersild	Jr.	14	8-0	4.04
P	Mike Kimbrell	Sr.	12	11-0	3.56

## 1992 (50-14 OVERALL, 19-5 ACC)

Pos.	Starter	Cl.	S	PS	BA
C	Mike Lockhart	Jr.	47	47	.282
1B	Billy McMillon	So.	32	25	.372
2B	Joe Taylor	Jr.	53	53	.315
SS	Ted Corbin	Jr.	55	55	.372
3B	Jeff Miller	Jr.	54	50	.267
LF	Shawn Satterfield	Jr.	51	47	.296
CF	Kevin Northrup	Sr.	64	64	.382
RF	Keith Williams	So.	61	60	.296
DH	Chad Phillips	Jr.	40	30	.288

Pos.	Starter	Cl.	S	W-L	ERA
P	Jason Angel	Jr.	17	9-3	3.42
P	Scott Miller	Jr.	15	11-1	3.30
P	Andy Taulbee	Fr.	12	5-2	2.27

## 1993 (45-20 OVERALL, 11-11 ACC)

Pos.	Starter	Cl.	S	PS	BA
C	Andy Monin	Jr.	28	28	.309
1B	Shane Monahan	Fr.	65	33	.372
2B	Jeff Morris	Sr.	63	58	.356
SS	Joe Taylor	Sr.	59	51	.277
3B	Jeff Miller	Sr.	50	49	.250
LF	Billy McMillon	Jr.	57	56	.377
CF	Keith Williams	Jr.	65	63	.365
RF	Shawn Satterfield	Sr.	28	22	.277
DH	Mike Hampton	Jr.	31	18	.254

Pos.	Starter	Cl.	S	W-L	ERA
P	Chad Phillips	Sr.	15	12-2	2.98
P	Jeff Sauve	So.	15	6-5	4.76
P	Mike Holtz	Jr.	11	3-4	6.13

## 1994 (57-18 OVERALL, 20-4 ACC)

Pos.	Starter	Cl.	S	PS	BA
C	Mike Eydenberg	Sr.	53	46	.300
1B	Jason Embler	Fr.	49	49	.237
2B	Eric DeMoura	Fr.	40	39	.222
SS	Seth Brizek	So.	75	75	.247
3B	Mike Hampton	Sr.	75	70	.380
LF	David Miller	So.	71	49	.313
CF	Shane Monahan	So.	75	31	.415
RF	Dexter McClean	So.	51	31	.234
DH	Andy Monin	Sr.	62	35	.281

Pos.	Starter	Cl.	S	W-L	ERA
P	Andy Taulbee	Jr.	18	12-4	3.61
P	Jason Dawsey	So.	15	6-2	4.16
P	Kris Benson	Fr.	14	7-3	4.24
P	Billy Koch	Fr.	14	4-2	4.62

## 1995 (54-14 OVERALL, 20-4 ACC)

Pos.	Starter	Cl.	S	PS	BA
C	Matthew LeCroy	Fr.	68	46	.333
1B	David Miller	Jr.	68	67	.380
2B	Doug Livingston	Jr.	66	65	.262
SS	Seth Brizek	Jr.	67	67	.279
3B	Paul Galloway	Jr.	60	58	.324
LF	Gary Burnham	So.	66	66	.344
CF	Shane Monahan	Jr.	67	49	.388
RF	Jerome Robinson	Jr.	52	49	.268
DH	Will Duffie	Jr.	54	32	.294

Pos.	Starter	Cl.	S	W-L	ERA
P	Jason Dawsey	Jr.	19	11-4	2.78
P	Kris Benson	So.	14	8-3	3.20
P	Billy Koch	So.	14	7-2	3.72

## 1996 (51-17 OVERALL, 17-7 ACC)

Pos.	Starter	Cl.	S	PS	BA
C	Matthew LeCroy	So.	67	45	.316
1B	Jason Embler	Jr.	65	65	.357
2B	Doug Livingston	Sr.	58	58	.341
SS	Kurt Bultmann	Fr.	55	55	.304
3B	Paul Galloway	Sr.	66	65	.294
LF	Gary Burnham	Jr.	68	68	.290

CF	Ontrell McCray	Jr.	25	25	.234
	Rusty Rhodes	Sr.	25	25	.260
RF	Jerome Robinson	Sr.	64	52	.303
DH	Will Duffie	Sr.	61	38	.265

Pos.	Starter	Cl.	S	W-L	ERA
P	Kris Benson	Jr.	19	14-2	2.02
P	Ken Vining	Jr.	16	10-3	2.97
P	Billy Koch	Jr.	16	10-5	3.14

## 1997 (41-23 OVERALL, 13-10 ACC)

Pos.	Starter	Cl.	S	PS	BA
C	Matthew LeCroy	Jr.	64	60	.359
1B	Jason Embler	Fr.	64	64	.305
2B	Brian Holstad	Sr.	63	63	.228
SS	Kurt Bultmann	So.	60	58	.348
3B	Eric DeMoura	Sr.	63	63	.352
LF	Gary Burnham	Sr.	64	64	.391
CF	Nathan Broome	Sr.	43	36	.309
RF	Matt Padgett	So.	62	57	.300
DH	Henri Stanley	Fr.	39	39	.267

Pos.	Starter	Cl.	S	W-L	ERA
P	Ryan Mottl	Fr.	16	10-3	4.73
P	Skip Browning	Fr.	13	6-5	5.11
P	Pat Collins	Fr.	11	4-1	6.89

## 1998 (43-16 OVERALL, 14-9 ACC)

Pos.	Starter	Cl.	S	PS	BA
C	Brian Ellis	So.	38	35	.374
1B	Jason Harris	Jr.	59	59	.357
2B	Kurt Bultmann	Jr.	58	58	.299
SS	Doug Roper	So.	58	58	.298
3B	Justin Singleton	Fr.	29	29	.370
LF	Peter Nystrom	Fr.	45	41	.309
CF	Patrick Boyd	Fr.	59	59	.344
RF	Matt Padgett	Jr.	58	58	.376
DH	Henri Stanley	So.	29	24	.284

Pos.	Starter	Cl.	S	W-L	ERA
P	Ryan Mottl	So.	16	9-4	4.81
P	Brian Adams	So.	11	6-2	4.22
P	Skip Browning	So.	11	5-3	4.89

## 1999 (42-27 OVERALL, 13-10 ACC)

Pos.	Starter	Cl.	S	PS	BA
C	Brian Ellis	Jr.	60	56	.265
1B	Jason Harris	Sr.	69	69	.339
2B	Kurt Bultmann	Sr.	68	68	.327
SS	Bradley LeCroy	Jr.	59	57	.286
3B	Khalil Greene	Fr.	68	68	.358
LF	Brian Holstad	Jr.	38	21	.313
CF	Henri Stanley	Jr.	65	35	.296
RF	Justin Singleton	So.	36	36	.237
DH	Patrick Boyd	So.	61	28	.390

Pos.	Starter	Cl.	S	W-L	ERA
P	Ryan Mottl	Jr.	17	4-8	6.14
P	Mike Paradis	Jr.	16	6-1	4.37
P	Brian Adams	Jr.	9	5-5	5.85

## 2000 (51-18 OVERALL, 17-8 ACC)

Pos.	Starter	Cl.	S	PS	BA
C	Brian Ellis	Sr.	60	60	.283
1B	Mike Calitri	Jr.	38	33	.285
2B	Ryan Riley	Jr.	52	50	.298
SS	Jeff Baker	Fr.	67	64	.313
3B	Khalil Greene	So.	69	69	.364
LF	Casey Stone	Jr.	69	54	.357
CF	Patrick Boyd	Jr.	69	69	.293
RF	Justin Singleton	Jr.	33	33	.294
DH	Jarrod Schmidt	Fr.	40	27	.230

# YEAR-BY-YEAR STARTING LINEUPS

Pos.	Starter	Cl.	S	W-L	ERA
P	Steve Reba	Jr.	17	12-3	2.58
P	Jarrod Schmidt	So.	14	7-3	4.34
P	Matt Henrie	So.	10	6-3	3.06

## 2002 (54-17 OVERALL, 16-8 ACC)

Pos.	Starter	Cl.	S	PS	BA
C	Steve Pyzik	Jr.	36	36	.169
1B	Michael Johnson	Jr.	71	71	.384
2B	David Slevin	Jr.	56	55	.284
SS	Khalil Greene	Sr.	71	67	.470
3B	Jeff Baker	Jr.	67	65	.325
LF	L.J. DeMaino	Jr.	30	29	.291
CF	Kyle Frank	Jr.	70	61	.324
RF	Jarrod Schmidt	Jr.	65	64	.304
DH	Jeff Hourigan	Fr.	39	33	.275

Pos.	Starter	Cl.	S	W-L	ERA
P	Steve Reba	Sr.	19	13-4	4.39
P	Matt Henrie	Jr.	18	13-5	3.12
P	Steven Jackson	So.	12	6-1	5.37

## 2003 (39-22 OVERALL, 15-9 ACC)

Pos.	Starter	Cl.	S	PS	BA
C	Steve Pyzik	Sr.	26	26	.305
1B	Michael Johnson	Sr.	58	58	.338
2B	David Slevin	Sr.	48	48	.330
SS	Russell Triplett	Jr.	60	60	.335
3B	Brad McCann	So.	60	60	.347
LF	Ryan Hub	Jr.	34	23	.260
CF	Kyle Frank	Sr.	59	59	.322
RF	Zane Green	Jr.	41	41	.326
DH	Herman Demmink	Fr.	30	16	.330

Pos.	Starter	Cl.	S	W-L	ERA
P	Tyler Lumsden	So.	16	8-2	3.77
P	Steven Jackson	Jr.	13	7-3	4.27
P	Jason Berken	Fr.	8	4-2	3.19

## 2004 (39-26 OVERALL, 14-10 ACC)

Pos.	Starter	Cl.	S	PS	BA
C	Lou Santangelo	Jr.	64	64	.300
1B	Andy D'Alessio	Fr.	51	50	.333
2B	Herman Demmink	So.	45	40	.270
SS	Russell Triplett	Sr.	65	65	.304
3B	Brad McCann	Jr.	63	63	.379
LF	Tony Sipp	Jr.	51	29	.280
CF	Garrick Evans	Jr.	37	37	.308
RF	Travis Storrer	So.	53	25	.315
DH	Kris Harvey	So.	51	21	.335

Pos.	Starter	Cl.	S	W-L	ERA
P	Kris Harvey	So.	14	6-0	5.40
P	Tyler Lumsden	Jr.	14	5-4	3.98
P	Robert Rohrbaugh	So.	12	4-5	3.99

## 2005 (43-23 OVERALL, 21-9 ACC)

Pos.	Starter	Cl.	S	PS	BA
C	Adrian Casanova	Jr.	64	64	.238
1B	Andy D'Alessio	So.	60	60	.276
2B	Taylor Harbin	Fr.	66	66	.343
SS	Stan Widmann	Fr.	66	66	.289
3B	Herman Demmink	Jr.	63	63	.345
LF	Tyler Colvin	So.	65	63	.283
CF	Brad Chalk	Fr.	54	54	.350
RF	Travis Storrer	Jr.	66	66	.346
DH	Kris Harvey	Jr.	65	63	.341

Pos.	Starter	Cl.	S	W-L	ERA
P	Robert Rohrbaugh	Jr.	16	8-3	4.22
P	Josh Cribb	Jr.	15	8-5	3.54
P	Kris Harvey	Jr.	13	5-4	5.52

## 2006 (53-16 OVERALL, 24-6 ACC)

Pos.	Starter	Cl.	S	PS	BA
C	Adrian Casanova	Sr.	67	67	.249
1B	Andy D'Alessio	Jr.	69	69	.312
2B	Taylor Harbin	So.	64	62	.319
SS	Stan Widmann	So.	67	67	.307
3B	Marquez Smith	Jr.	63	34	.291
LF	Tyler Colvin	Jr.	69	69	.356
CF	Brad Chalk	So.	68	68	.353
RF	Travis Storrer	Sr.	51	51	.321
DH	Herman Demmink	Sr.	69	34	.296

Pos.	Starter	Cl.	S	W-L	ERA
P	Stephen Faris	Jr.	18	9-3	2.36
P	Jason Berken	Jr.	18	9-3	3.22
P	Josh Cribb	Sr.	15	9-0	3.09



HERMAN DEMMINK  
WAS A FOUR-YEAR  
STARTER (2003-06).

## 2007 (41-23 OVERALL, 18-12 ACC)

Pos.	Starter	Cl.	S	PS	BA
C	Doug Hogan	Jr.	62	59	.350
1B	Andy D'Alessio	Sr.	59	58	.319
2B	J.D. Burgess	Fr.	45	43	.236
SS	Taylor Harbin	Jr.	63	57	.296
3B	Marquez Smith	Sr.	64	64	.336
LF	Addison Johnson	Fr.	58	52	.286
CF	Brad Chalk	Jr.	45	44	.366
RF	Wilson Boyd	Fr.	45	39	.285
DH	Ben Paulsen	Fr.	46	40	.258

Pos.	Starter	Cl.	S	W-L	ERA
P	David Kopp	Jr.	18	6-3	3.79
P	Ryan Hinson	So.	14	6-2	2.74
P	Daniel Moskos	Jr.	10	3-6	3.29

## 2008 (31-27-1 OVERALL, 11-18-1 ACC)

Pos.	Starter	Cl.	S	PS	BA
C	Doug Hogan	Sr.	59	59	.271
1B	Ben Paulsen	So.	58	58	.310
2B	Mike Freeman	So.	52	49	.332
SS	Stan Widmann	Jr.	52	52	.238
3B	Matt Sanders	Jr.	33	26	.297
LF	Jeff Schaus	Fr.	58	52	.315
CF	Wilson Boyd	So.	59	52	.300
RF	Chris Epps	Fr.	33	27	.218
DH	Kyle Parker	Fr.	55	29	.303

Pos.	Starter	Cl.	S	W-L	ERA
P	D.J. Mitchell	Jr.	14	6-5	3.47
P	Graham Stoneburner	Fr.	14	6-5	5.55
P	Ryan Hinson	Jr.	10	3-5	4.74

## 2009 (44-22 OVERALL, 19-11 ACC)

Pos.	Starter	Cl.	S	PS	BA
C	John Nester	So.	46	46	.304
1B	Ben Paulsen	Jr.	66	66	.367
2B	Mike Freeman	Jr.	66	66	.328
SS	Brad Miller	Fr.	66	66	.273
3B	Jason Stolz	Fr.	42	42	.315
LF	Jeff Schaus	So.	65	53	.320
CF	Wilson Boyd	Jr.	49	21	.341
RF	Kyle Parker	So.	60	49	.255
DH	Chris Epps	So.	29	25	.297

Pos.	Starter	Cl.	S	W-L	ERA
P	Chris Dwyer	Fr.	17	5-6	4.92
P	Casey Harman	Jr.	13	7-3	3.95
P	Trey Delk	Sr.	11	4-1	3.44

## 2010 (45-25 OVERALL, 18-12 ACC)

Pos.	Starter	Cl.	S	PS	BA
C	John Nester	Jr.	41	40	.245
1B	Richie Shaffer	Fr.	44	36	.323
2B	Mike Freeman	Sr.	69	69	.331
SS	Brad Miller	So.	69	65	.357
3B	John Hinson	So.	57	54	.351
LF	Jeff Schaus	Jr.	70	64	.320
CF	Wilson Boyd	Sr.	62	29	.301
RF	Kyle Parker	Jr.	67	57	.344
DH	Chris Epps	Jr.	41	15	.221

Pos.	Starter	Cl.	S	W-L	ERA
P	Casey Harman	Jr.	19	8-4	3.79
P	Scott Weismann	So.	18	9-2	4.90
P	Will Lamb	So.	10	4-4	5.02
P	Dominic Leone	Fr.	10	3-2	4.78

## 2011 (43-20 OVERALL, 17-13 ACC)

Pos.	Starter	Cl.	S	PS	BA
C	Spencer Kieboom	So.	51	42	.282
1B	Richie Shaffer	So.	63	57	.315
2B	Jason Stolz	Jr.	63	48	.285
SS	Brad Miller	Jr.	54	51	.395
3B	John Hinson	Jr.	60	57	.331
LF	Jeff Schaus	Sr.	63	63	.323
CF	Will Lamb	Jr.	59	54	.348
RF	Chris Epps	Sr.	57	56	.292
DH	Phil Pohl	Jr.	57	37	.333

Pos.	Starter	Cl.	S	W-L	ERA
P	Justin Sarratt	Sr.	13	7-2	2.57
P	Dominic Leone	So.	12	6-2	3.70
P	Scott Weismann	Jr.	8	3-5	4.89

## 2012 (35-28 OVERALL, 16-14 ACC)

Pos.	Starter	Cl.	S	PS	BA
C	Spencer Kieboom	Jr.	56	50	.250
1B	Jon McGibbon	So.	57	55	.233
2B	Steve Wilkerson	So.	59	59	.295
SS	Jason Stolz	Sr.	63	63	.270
3B	Richie Shaffer	Jr.	63	63	.336

LF	Jay Baum	Fr.	45	33	.220
CF	Thomas Brittle	Jr.	56	56	.298
RF	Brad Felder	Sr.	45	45	.263
DH	Phil Pohl	Sr.	63	43	.286

## 2013 (40-22 OVERALL, 18-12 ACC)

Pos.	Starter	Cl.	S	W-L	ERA
P	Dominic Leone	Jr.	16	7-4	5.25
P	Kevin Pohle	So.	14	7-4	3.66
P	Kevin Brady	Jr.	11	1-3	2.54
Pos.	Starter	Cl.	S	PS	BA
C	Garrett Boulware	So.	60	60	.308
1B	Jon McGibbon	Jr.	58	58	.285
2B	Steve Wilkerson	Jr.	58	57	.291
SS	Tyler Krieger	Fr.	62	62	.257
3B	Jay Baum	So.	38	32	.228
LF	Tyler Slaton	So.	45	44	.263
CF	Thomas Brittle	Sr.	61	61	.264
RF	Steven Dugger	Fr.	62	62	.300
DH	Shane Kennedy	Jr.	62	32	.317

Pos.	Starter	Cl.	S	W-L	ERA
P	Daniel Gossett	So.	16	10-4	2.56
P	Matthew Crownover	Fr.	14	7-3	2.19
P	Clate Schmidt	Fr.	11	3-4	5.34

## 2014 (36-25 OVERALL, 15-14 ACC)

Pos.	Starter	Cl.	S	PS	BA
C	Chris Okey	Fr.	61	41	.248
1B	Shane Kennedy	Sr.	37	37	.218
2B	Steve Wilkerson	Sr.	56	56	.317
SS	Tyler Krieger	So.	57	49	.338
3B	Weston Wilson	Fr.	51	49	.240
LF	Jay Baum	Jr.	61	33	.293
CF	Tyler Slaton	Jr.	61	61	.274
RF	Steven Dugger	So.	61	61	.294
DH	Garrett Boulware	Jr.	61	24	.302

Pos.	Starter	Cl.	S	W-L	ERA
P	Matthew Crownover	So.	16	8-6	2.90
P	Daniel Gossett	Jr.	15	7-2	1.93
P	Jake Long	Jr.	12	3-3	5.30

PS - starts at the particular position; Note: Top-three pitchers listed (including ties) in terms of starts.

# HONORS & AWARDS

## ABCA ATLANTIC REGION COACH-OF-THE-YEAR

2010 - Jack Leggett

## ABCA HALL OF FAME

2014 - Jack Leggett, HC

Note: Year denotes year inducted.

## ACC ATHLETE-OF-THE-YEAR

1996 - Kris Benson, P

## ACC COACH-OF-THE-YEAR

1954 - Bob Smith  
1988 - Bill Wilhelm  
1991 - Bill Wilhelm  
1994 - Jack Leggett  
1995 - Jack Leggett  
2006 - Jack Leggett

## ACC PLAYER-OF-THE-WEEK

1989 - Brian Barnes, P (5-8)  
Brian Barnes, P (5-22)  
1990 - Tim Parker, P (4-24)  
1991 - Jason Angel, P (4-29)  
Michael Spiers, OF (5-13)  
1992 - Keith Williams, OF (3-16)  
Kevin Northrup, OF (3-23)  
Joe Taylor, 2B (4-13)  
1993 - Billy McMillon, 1B (3-1)  
Jeff Morris, 2B (5-10)  
1994 - Andy Taulbee, P (2-14)  
Andy Taulbee, P (2-21)  
Scott Winchester, P (4-4)  
Mike Holtz, P (4-11)  
David Miller, 1B (4-18)  
Scott Winchester, P (5-2)  
Mike Hampton, 3B (5-16)  
Shane Monahan, OF (5-23)  
Ken Vining, P (5-23)  
1995 - David Miller, 1B (3-6)  
Jason Dawsey, P (3-13)  
Shane Monahan, OF (3-13)  
David Miller, 1B (4-4)  
Jason Dawsey, P (4-10)  
Jamie Eggleston, P (5-1)  
1996 - Kris Benson, P (2-26)  
Kris Benson, P (3-11)  
Kris Benson, P (3-25)  
Kris Benson, P (4-15)  
Kris Benson, P (4-29)  
Kris Benson, P (5-6)  
Billy Koch, P (5-6)  
1997 - Matthew LeCroy, C (2-24)  
1998 - Ryan Mottl, P (3-2)  
Patrick Boyd, OF (3-9)  
Matt Padgett, OF (4-6)  
Brian Ellis, C (4-20)  
Ryan Mottl, P (4-27)  
1999 - Jason Harris, 1B (4-12)  
Chris Heck, P (4-26)  
2000 - Scott Berney, P (2-28)  
Scott Berney, P (3-6)  
Ryan Mottl, P (4-10)  
Nick Glaser, P (4-17)  
Khalil Greene, 3B (5-8)  
2001 - Ryan Riley, 2B (2-26)  
Matt Henrie, P (3-19)  
Steve Reba, P (4-23)  
Matt Henrie, P (5-7)  
Steve Reba, P (5-14)  
Khalil Greene, SS (5-14)  
2002 - Jeff Baker, 3B (2-25)  
Michael Johnson, 1B (3-4)  
Khalil Greene, SS (3-18)  
Khalil Greene, SS (4-29)  
Khalil Greene, SS (5-6)  
2003 - Tyler Lumsden, P (3-3)  
Tyler Lumsden, P (3-10)  
Paul Harrelson, P (4-28)  
Michael Johnson, 1B (4-28)  
Garrick Evans, OF (5-19)  
Patrick Hogan, P (5-19)  
2004 - Brad McCann, 3B (3-1)  
Kris Harvey, P (4-5)  
Garrick Evans, OF (4-19)  
2005 - Kris Harvey, DH (3-21)  
Stephen Faris, P (4-18)  
Taylor Harbin, 2B (4-25)  
Josh Cribb, P (5-16)  
Josh Cribb, P (5-23)

## ACC POTW HONORS

Player	#	Years
Kris Benson	6	1994-96
Khalil Greene	5	1999-02
Kyle Parker	4	2008-10
Richie Shaffer	4	2010-12
David Miller	3	1993-95
Ryan Mottl	3	1997-00
Kris Harvey	3	2003-05
Josh Cribb	3	2003-06
Andy D'Alessio	3	2004-07
Brad Miller	3	2009-11
Daniel Gossett	3	2012-14

Note: Since 1989.

Kris Harvey, DH (5-23)  
2006 - Tyler Colvin, OF (3-27)  
Andy D'Alessio, 1B (4-3)  
Josh Cribb, P (4-10)  
Marquez Smith, 3B (5-1)  
Andy D'Alessio, 1B (5-15)  
Tyler Colvin, OF (5-22)  
2007 - Doug Hogan, C (4-30)  
Marquez Smith, 3B (5-7)  
Andy D'Alessio, 1B (5-14)  
2008 - Graham Stoneburner, P (3-24)  
Ryan Hinson, P (3-31)  
Kyle Parker, OF/INF (4-28)  
2009 - Justin Sarratt, P (4-6)  
Chris Dwyer, P (4-13)  
Kyle Parker, OF (4-13)  
Jeff Schaus, OF (4-27)  
2010 - Kyle Parker, OF (3-22)  
Kyle Parker, OF (5-10)  
Wilson Boyd, OF (5-24)  
2011 - Richie Shaffer, 1B (4-4)  
Brad Miller, SS (4-11)  
Brad Miller, SS (5-2)  
Justin Sarratt, P (5-2)  
Brad Miller, SS (5-16)  
Chris Epps, OF (5-23)  
2012 - Richie Shaffer, 3B (3-5)  
Richie Shaffer, 3B (4-2)  
Richie Shaffer, 3B (4-9)  
Spencer Kieboom, C (4-30)  
2013 - Garrett Boulware, C (3-25)  
Matthew Crownover, P (5-13)

Daniel Gossett, P (5-20)  
2014 - Steve Wilkerson, 2B (3-31)  
Daniel Gossett, P (4-21)  
Daniel Gossett, P (5-12)

## ACC PLAYER-OF-THE-YEAR

1973 - Craig White, OF  
1974 - Steve Cline, P  
1975 - Denny Walling, OF  
1976 - Chuck Porter, P  
1985 - Jim McCollom, 1B  
1986 - Chuck Baldwin, 1B  
1989 - Brian Barnes, P  
1990 - Brian Kowitz, OF  
1995 - Shane Monahan, OF  
1996 - Kris Benson, P  
2002 - Khalil Greene, SS  
2011 - Brad Miller, SS

## ACC ROOKIE-OF-THE-YEAR

1995 - Matthew LeCroy, C  
1998 - Patrick Boyd, OF

## ACC TOURNAMENT MVP

1989 - Brian Barnes, P  
1991 - Michael Spiers, OF  
1993 - Jeff Morris, 2B  
1994 - Shane Monahan, OF  
2006 - Tyler Colvin, OF

## ALL-ACC TOURNAMENT

1987 - Chuck Baldwin, 2B  
Bert Heffernan, C  
1988 - Brian Kowitz, DH  
1989 - Brian Barnes, P  
Rusty Charpia, SS  
Brian Kowitz, OF  
Mike Milchin, 1B  
Henry Threadgill, 2B  
1990 - Brian Kowitz, OF  
Tim Riggsby, SS  
1991 - Jason Angel, P  
Jim Crowley, 2B  
Eric Macrina, DH  
Scott Miller, P  
Michael Spiers, OF  
1992 - Aaron Jersild, P  
Kevin Northrup, OF  
Joe Taylor, 2B

1993 - Billy McMillon, OF  
Jeff Morris, 2B  
Andy Taulbee, P  
Keith Williams, OF  
1994 - Mike Hampton, 3B  
Shane Monahan, OF  
Ken Vining, P  
1995 - Gary Burnham, OF  
Paul Galloway, 3B  
Ken Vining, P  
1996 - Jason Embler, 1B  
Doug Livingston, 2B  
1997 - Gary Burnham, OF  
1999 - Patrick Boyd, OF  
Khalil Greene, 3B  
2000 - Jeff Baker, UT/DH  
Patrick Boyd, OF  
Khalil Greene, 3B  
Ryan Mottl, P  
2002 - Khalil Greene, SS  
Michael Johnson, 1B  
Steve Reba, P  
2004 - Brad McCann, 3B  
Travis Storrer, 2B  
2005 - Josh Cribb, P  
2006 - Brad Chalk, OF  
Sean Clark, P  
Tyler Colvin, OF  
Taylor Harbin, 2B  
D.J. Mitchell, OF  
Marquez Smith, 3B  
2007 - David Kopp, P  
2009 - Wilson Boyd, OF  
Casey Harman, P  
2011 - Chris Epps, OF  
2012 - Jon McGibbon, 1B  
2013 - Garrett Boulware, C


## ALL-ATLANTIC REGION

1954 - Doug Kingsmore, OF (1)  
Billy O'Dell, P (1)  
1958 - Harold Stowe, P (1)  
Fred DeBerry, 1B (2)  
Bailey Hendley, OF (2)  
Bud Spiers, SS (2)  
1959 - Doug Hoffman, OF (1)  
Harold Stowe, P (1)  
1960 - Ty Cline, OF (1)  
Dave Lynn, C (1)

1965 - Rusty Adkins, OF (1)  
Jack McCall, SS (1)  
1966 - Rusty Adkins, 2B (1)  
1967 - Rusty Adkins, 2B (1)  
Gary Helms, SS (3)  
1971 - Rusty Gerhardt, P (1)  
Craig White, OF (1)  
1973 - Craig White, OF (1)  
Lin Hamilton, C (2)  
Richard Haynes, 2B (2)  
1974 - Lin Hamilton, C (1)  
Smiley Sanders, OF (2)  
1975 - Denny Walling, CF (1)  
1976 - Chuck Porter, P (1)  
Kurt Siebert, SS (1)  
1977 - Dave Caldwell, OF (1)  
Bill Foley, C (1)  
1978 - Dave Buffamoyer, DH (1)  
Tony Masone, OF (1)  
Neil Simons, OF (1)  
Mike Sullivan, P (1)  
Billy Weems, OF (1)  
1979 - Dave Buffamoyer, C (1)  
Tony Masone, OF (1)  
Neil Simons, OF (1)  
Mike Sullivan, P (1)  
1980 - Mike Brown, P (1)  
Neil Simons, OF (1)  
Tim Teufel, 2B (1)  
1983 - Bob Pauling, 1B (1)  
1985 - Jim McCollom, 1B (1)  
1986 - Chuck Baldwin, 1B (1)  
1987 - Bill Spiers, SS (1)  
1989 - Brian Barnes, P (1)  
1990 - Brian Kowitz, OF (1)  
1991 - Jim Crowley, 2B (1)  
Eric Macrina, DH (1)  
Billy McMillon, OF (1)  
Joe DeBerry, DH (2)  
Eric Macrina, 1B (2)  
1992 - Kevin Northrup, OF (1)  
1993 - Jeff Morris, 2B (1)  
Keith Williams, OF (1)  
Billy McMillon, OF (2)  
Shane Monahan, 1B (2)  
1994 - Mike Hampton, 3B (1)  
Shane Monahan, OF (1)  
Andy Taulbee, P (2)  
1995 - Jason Dawsey, P (1)  
David Miller, 1B (1)  
Shane Monahan, OF (1)  
Scott Winchester, P (1)  
Gary Burnham, OF (2)  
Matthew LeCroy, C (2)  
1996 - Kris Benson, P (1)  
Matthew LeCroy, C (1)  
1997 - Matthew LeCroy, C (1)  
Gary Burnham, OF (2)  
1998 - Scott Clackum, P (1)  
Matt Padgett, OF (1)  
1999 - Patrick Boyd, OF (1)  
2000 - Jeff Baker, SS (3)  
2001 - Jeff Baker, 3B (1)  
Steve Reba, P (1)  
2002 - Khalil Greene, SS (1)  
Michael Johnson, 1B (1)  
Steve Reba, P (1)  
Jeff Baker, 3B (2)  
2003 - Michael Johnson, 1B (1)  
2005 - Kris Harvey, DH (1)  
Taylor Harbin, 2B (2)  
2006 - Tyler Colvin, OF (1)  
Josh Cribb, P (1)  
Andy D'Alessio, 1B (1)  
2010 - Kyle Parker, OF (1)  
2011 - Brad Miller, SS (1)  
Richie Shaffer, 1B (2)  
2012 - Richie Shaffer, 1B (1)  
Phil Pohl, DH (2)  
2014 - Daniel Gossett, P (1)

## ALL-COLLEGE WORLD SERIES

1959 - Bailey Hendley, P/OF  
Doug Hoffman, OF  
Harold Stowe, P  
1977 - Dave Caldwell, OF  
2002 - Michael Johnson, 1B  
2010 - John Hinson, 3B



DOUG HOFFMAN  
WAS NAMED TO  
THE 1959 ALL-  
COLLEGE WORLD  
SERIES TEAM AS  
AN OUTFIELDER.



# HONORS & AWARDS



**MICHAEL JOHNSON, WHO HIT 10 HOMERS IN 16 CAREER GAMES AGAINST SOUTH CAROLINA, RECEIVED THE BOB BRADLEY AWARD TWICE (2002,03).**

## BOB BRADLEY AWARD (South Carolina Series MVP)

2001 - Jeff Baker, 3B  
2002 - Michael Johnson, 1B  
2003 - Michael Johnson, 1B  
2004 - Herman Demmink, 2B  
2005 - Tyler Colvin, OF  
2006 - Daniel Moskos, P  
2007 - Wilson Boyd, OF  
2008 - Wilson Boyd, OF  
2009 - Kyle Parker, OF  
2010 - Chris Epps, OF  
2011 - Spencer Kieboom, C  
2012 - Richie Shaffer, 3B  
2013 - Clate Schmidt, P  
2014 - Tyler Slaton, OF

## BROOKS WALLACE AWARD (Nation's Best Shortstop)

2011 - Brad Miller

## CLEMSON HALL OF FAME

1973 - Frank Howard, HC  
Billy O'Dell, P  
1974 - Joe Landrum, P  
1977 - Rusty Adkins, OF  
Frank Gillespie, 1B  
1978 - Ty Cline, OF  
Ray Mathews, OF  
1979 - Jess Neely, HC  
Flint Rhem, P  
Harold Stowe, P  
1980 - Doug Hoffman, OF  
Suzie Owens  
1981 - John Heisman, HC  
1982 - Rusty Gerhardt, P  
1984 - Walter Cox, HC  
Dick Hendley, C  
1985 - Doug Kingsmore, OF  
1988 - Bob Smith, HC  
Craig White, OF  
1991 - Dude Buchanan, 1B  
1993 - Gene Moore, C  
1994 - Bob Paulling, 1B  
Dewey Quinn, 3B  
1997 - Neil Simons, OF  
1998 - Bill Spiers, SS  
1999 - Jimmy Key, P  
2002 - Bert Heffernan, C  
2003 - Smiley Sanders, OF  
2004 - Brian Barnes, P

2005 - Kris Benson, P  
2007 - Khalil Greene, 3B/SS  
2008 - Billy Wingo, 2B  
2011 - Shane Monahan, OF  
2012 - Billy McMillon, OF  
Bill Wilhelm, HC  
2013 - Matthew LeCroy, C  
Ray Williams, OF

Note: List only includes baseball players/coaches; year denotes year inducted.

## DEDICATION AWARD (Strength Training)

1995 - Scott Winchester, P  
1996 - Gary Burnham, OF  
1997 - Gary Burnham, OF  
1998 - Matt Padgett, OF  
1999 - Jason Harris, 1B  
2000 - Brian Ellis, C  
2001 - B.J. LaMura, P  
2002 - Khalil Greene, SS  
2003 - Herman Demmink, 2B  
Kyle Frank, OF  
2004 - Herman Demmink, 2B  
2005 - Herman Demmink, 3B  
2006 - Herman Demmink, 3B  
2007 - Chris Fidyrych, P  
2008 - Doug Hogan, C  
2009 - Justin Sarraff, P  
2010 - Tomas Cruz, P  
2011 - Phil Pohl, DH  
2012 - Mike Triller, OF  
2013 - Daniel Gossett, P  
2014 - Kevin Pohle, P

## MITCHELL AWARD (Most Valuable Player)

1962 - Buddy Nixon, 1B  
1963 - Dave Ellison, OF  
1964 - Ben Marsella, 3B  
1965 - Tommy Chapman, P  
1966 - Ellis Dantzler, 1B  
1967 - Rusty Adkins, 2B  
1968 - Nelson Gibson, P  
1969 - Craig White, OF  
1970 - Rusty Gerhardt, P  
1971 - Rusty Gerhardt, P  
1972 - Rusty Gerhardt, P  
1973 - Craig White, OF  
1974 - Steve Cline, P

1975 - Denny Walling, OF  
1976 - Chuck Porter, P  
1977 - Bill Foley, C  
1978 - Tony Masone, OF  
1979 - David Buffamoyer, C  
1980 - Tim Teufel, 2B  
1981 - Greg Guin, 1B  
1982 - Jimmy Key, P/DH  
1983 - Bob Paulling, 1B  
1984 - Chuck Baldwin, 2B  
1985 - Jim McCollom, 1B  
1986 - Chuck Baldwin, 1B  
1987 - Steve Baucom, 3B  
1988 - Jerry Brooks, 3B  
1989 - Henry Threadgill, 2B  
1990 - Brian Kowitz, OF  
1991 - Todd Stefan, SS  
1992 - Kevin Northrup, OF  
1993 - Keith Williams, OF  
1994 - Mike Hampton, 3B  
1995 - David Miller, 1B  
1996 - Kris Benson, P  
Doug Livingston, 2B  
1997 - Gary Burnham, OF  
1998 - Matt Padgett, OF  
1999 - Kurt Bultmann, 2B  
2000 - Khalil Greene, 3B  
2001 - Casey Stone, OF  
2002 - Khalil Greene, SS  
2003 - Michael Johnson, 1B  
2004 - Brad McCann, 3B  
2005 - Kris Harvey, DH/P  
2006 - Tyler Colvin, OF  
2007 - Doug Hogan, C  
2008 - Doug Hogan, C  
2009 - Ben Paulsen, 1B  
2010 - Mike Freeman, 2B  
2011 - Brad Miller, SS  
2012 - Richie Shaffer, 3B  
2013 - Garrett Boulware, C  
2014 - Steve Wilkerson, 2B

2005 - Kris Harvey, DH-P (3-21)  
2006 - Andy D'Alessio, 1B (4-3)  
Marquez Smith, 3B (5-1)  
Andy D'Alessio, 1B (5-15)  
Tyler Colvin, OF (5-22)  
2007 - Andy D'Alessio, 1B (5-14)  
2008 - Doug Hogan, C (3-24)  
Graham Stoneburner, P (3-24)  
2009 - Chris Dwyer, P (4-14)  
Jeff Schaus, OF (4-28)  
2010 - Casey Harman, P (3-22)  
2011 - Brad Miller, SS (4-11)  
2012 - Daniel Gossett, P (4-9)  
Richie Shaffer, 3B (4-9)  
2014 - Daniel Gossett, P (5-12)

## NATIONAL PLAYER-OF-THE-YEAR ABCA

2002 - Khalil Greene, SS

### Baseball America

1996 - Kris Benson, P  
2002 - Khalil Greene, SS

### Collegiate Baseball

1996 - Kris Benson, P  
2002 - Khalil Greene, SS

### Dick Howser Trophy

1996 - Kris Benson, P  
2002 - Khalil Greene, SS

### Golden Spikes Award

2002 - Khalil Greene, SS

### Rotary Smith Award

1996 - Kris Benson, P  
2002 - Khalil Greene, SS

### OLYMPIANS

1988 - Mike Milchin, P  
1996 - Kris Benson, P  
Billy Koch, P  
Matthew LeCroy, C

## PAN AMERICAN GAMES

1959 - Ty Cline, P/OF  
1967 - John Curtis, P  
1979 - Brian Snyder, P  
1980 - Mike Brown, P  
1987 - Bert Heffernan, C

Bill Spiers\*, SS  
1991 - Billy McMillon\*, OF  
1999 - Matthew LeCroy, C  
\* - invited but did not participate

## RAWLINGS ACC TOURNEY BATTING CHAMPION

1989 - Henry Threadgill, 1B  
1991 - Michael Spiers, OF  
1992 - Ted Corbin, SS

## RAWLINGS GOLD GLOVE AWARD

2012 - Spencer Kieboom, C

## STOWE AWARD (Most Valuable Pitcher)

1984 - Scott Parrish  
1985 - George Stone  
1986 - Oliver Whitaker  
1987 - Brian Barnes  
1988 - Brian Barnes  
1989 - Brian Barnes  
1990 - Tim Parker  
1991 - Mike Kimbrell  
1992 - Paxton Briley  
1993 - Chad Phillips  
1994 - Andy Taulbee  
1995 - Jason Dawsey  
1996 - Kris Benson  
1997 - Ryan Mottl  
1998 - Scott Clackum  
1999 - Mike Paradis  
2000 - Ryan Mottl  
2001 - Steve Reba  
2002 - Matt Henrie  
Steve Reba  
2003 - Patrick Hogan  
2004 - Patrick Hogan  
2005 - Josh Cribb  
2006 - Josh Cribb  
2007 - Daniel Moskos  
2008 - D.J. Mitchell  
2009 - Casey Harman  
2010 - Casey Harman  
2011 - Justin Sarraff  
2012 - Scott Firth  
2013 - Daniel Gossett  
2014 - Daniel Gossett

## TIGER BASEBALL AWARD (Leadership)

1995 - Gary Burnham, OF  
Paul Galloway, 3B  
1996 - Paul Galloway, 3B  
1997 - Jason Embley, 1B  
1998 - Derek Borgert, C  
1999 - Derek Borgert, C  
2000 - Brian Holstad, INF/OF  
2001 - Casey Stone, OF  
2002 - Michael Johnson, 1B  
2003 - Kyle Frank, OF  
2004 - Russell Triplett, SS  
2005 - Taylor Harbin, 2B  
2006 - Brad Chalk, OF  
2007 - Taylor Harbin, SS  
2008 - Matt Vaughn, P  
2009 - Matt Vaughn, P  
2010 - Wilson Boyd, OF  
2011 - John Hinson, 3B  
Phil Pohl, DH  
2012 - Phil Pohl, DH  
2013 - Matthew Crownover, P  
2014 - Tyler Slaton, OF

## WORLD CHAMPIONSHIPS

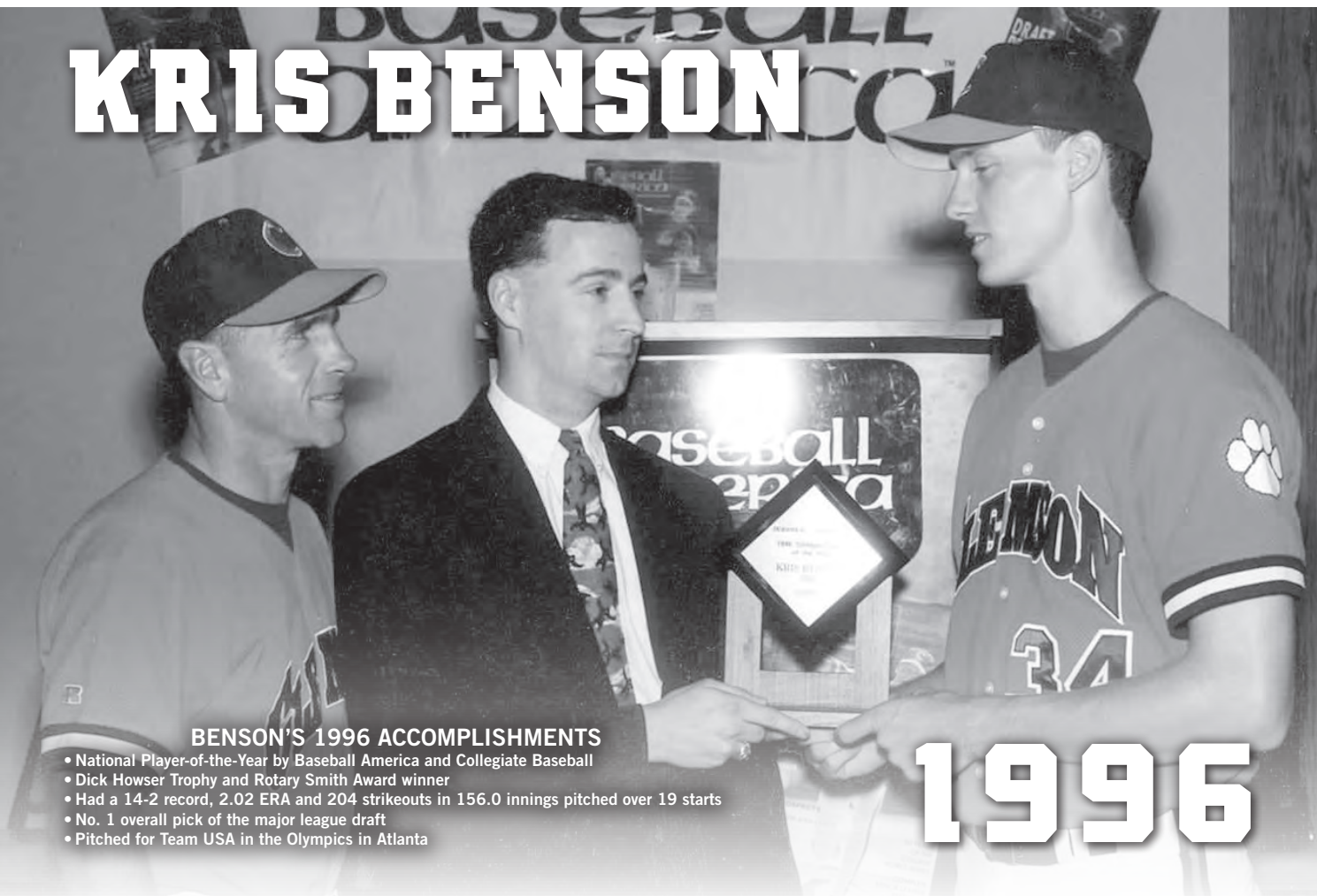
1997 - Ryan Mottl, P  
1998 - Patrick Boyd, OF  
Ryan Mottl, P  
2000 - Jeff Baker, SS  
Patrick Boyd, OF  
2001 - Jeff Baker, 3B  
2006 - Daniel Moskos, P  
2007 - Tyler Colvin, OF  
2009 - Brad Miller, INF  
2010 - Brad Miller, INF  
2014 - Chris Okey, C

## WORLD UNIVERSITY GAMES

1977 - Dave Caldwell, OF  
Bill Foley, C

# NATIONAL PLAYERS-OF-THE-YEAR

## KRIS BENSON




### BENSON'S 1996 ACCOMPLISHMENTS

- National Player-of-the-Year by Baseball America and Collegiate Baseball
- Dick Howser Trophy and Rotary Smith Award winner
- Had a 14-2 record, 2.02 ERA and 204 strikeouts in 156.0 innings pitched over 19 starts
- No. 1 overall pick of the major league draft
- Pitched for Team USA in the Olympics in Atlanta

# 1996

## KHALIL GREENE



### GREENE'S 2002 ACCOMPLISHMENTS

- National player-of-the-year by ABCA, Baseball America and Collegiate Baseball
- Dick Howser Trophy, Golden Spikes Award and Rotary Smith Award winner
- Batted .470 with 93 runs, 134 hits, 33 doubles, one triple, 27 homers, 91 RBIs and 17 steals in 71 games
- No. 13 overall pick of the major league draft

# 2002

# ALL-AMERICANS

## ABCA

Year	Player	Pos.	*T
1947	Joe Landrum	P	1
1954	Billy O'Dell	P	2
1959	Doug Hoffman	OF	1
1960	Ty Cline	OF	1
	Dave Lynn	C	3
1965	Rusty Adkins	OF	2
1966	Rusty Adkins	2B	3
1967	Rusty Adkins	2B	1
1971	Rusty Gerhardt	P	2
1975	Denny Walling	OF	1
1976	Kurt Seibert	SS	3
1977	Dave Caldwell	OF	3
1980	Tim Teufel	2B	1
1985	Jim McCollom	1B	3
1986	Chuck Baldwin	1B	2
1988	Bert Heffernan	C	1
1989	Brian Barnes	P	1
1991	Jim Crowley	2B	1
	Eric Macrina	DH	2
1992	Kevin Northrup	OF	2
1994	Shane Monahan	OF	1
	Mike Hampton	3B	2
1995	Scott Winchester	P	1
	David Miller	1B	2
	Shane Monahan	OF	2
	Jason Dawsey	P	3
1996	Kris Benson	P	1
	Matthew LeCroy	C	2
1997	Matthew LeCroy	C	2
2001	Jeff Baker	3B	2
	Steve Reba	P	3
2002	Khalil Greene	SS	1
	Michael Johnson	1B	2
	Steve Reba	P	3
2005	Kris Harvey	DH	1
2006	Tyler Colvin	OF	2

Andy D'Alessio	1B	2
Josh Cribb	P	3
Kyle Parker	OF	3
Brad Miller	SS	1
Richie Shaffer	3B	3

## ACADEMIC

Year	Player	Pos.	*T
1995	Paul Galloway	3B	1
2011	Phil Pohl	DH	3
2012	Phil Pohl	DH	1

## BASEBALL AMERICA

Year	Player	Pos.	*T
1986	Chuck Baldwin	1B	2
1988	Brian Barnes	P	2
1989	Brian Barnes	P	1
1990	Brian Kowitz	OF	2
1991	Jason Angel	P	2
	Jim Crowley	2B	2
1992	Kevin Northrup	OF	2
1994	Shane Monahan	OF	1
	Mike Hampton	3B	2
1995	Shane Monahan	OF	2
	Scott Winchester	P	2
	David Miller	1B	3
1996	Kris Benson	P	1
	Ken Vining	P	3
1997	Matthew LeCroy	C	1
1999	Patrick Boyd	OF	2
2001	Jeff Baker	3B	1
2002	Jeff Baker	3B	1
	Khalil Greene	SS	1
2004	Brad McCann	3B	3
2005	Kris Harvey	DH	2
2006	Tyler Colvin	OF	1
	Andy D'Alessio	1B	3
2010	Kyle Parker	OF	2

2011	Brad Miller	SS	1
------	-------------	----	---

## COLLEGE BASEBALL FOUNDATION

Year	Player	Pos.	*T
2006	Andy D'Alessio	1B	1

## COLLEGE SPORTS MADNESS

Year	Player	Pos.	*T
2014	Daniel Gossett	P	3

## COLLEGIATE BASEBALL

Year	Player	Pos.	*T
1991	Eric Macrina	DH	3
1992	Kevin Northrup	OF	3
1994	Mike Hampton	3B	1
	Shane Monahan	OF	2
1995	Shane Monahan	OF	1
	Scott Winchester	P	1
	Jason Dawsey	P	2
	David Miller	1B	3
1996	Kris Benson	P	1
1997	Matthew LeCroy	C	2
1998	Scott Clackum	P	2
2001	Jeff Baker	3B	1
	Steve Reba	P	3
2002	Khalil Greene	SS	1
	Jeff Baker	3B	3
	Michael Johnson	1B	3
	Steve Reba	P	3
2005	Taylor Harbin	2B	2
2006	Josh Cribb	P	2
	Andy D'Alessio	1B	3
2011	Brad Miller	SS	1
2012	Richie Shaffer	3B	3
2014	Daniel Gossett	P	2

## FRESHMAN

Year	Player	Pos.
1991	Billy McMillon	OF
1993	Shane Monahan	1B
	Scott Winchester	P
1995	Matthew LeCroy	C
1997	Ryan Mottl	P
1998	Patrick Boyd	OF
1999	Khalil Greene	3B
2000	Jeff Baker	SS
	Jarrod Schmidt	P
2003	Robert Rohrbaugh	P
2005	Brad Chalk	OF
	Taylor Harbin	2B
2008	Kyle Parker	OF/INF
2011	Kevin Pohle	P
2013	Matthew Crownover	P
	Steven Duggar	OF

## NCBWA

Year	Player	Pos.	*T
1993	Billy McMillon	OF	1
	Chad Phillips	P	3
1994	Mike Hampton	3B	1
	Shane Monahan	OF	1
1995	Shane Monahan	OF	1
	David Miller	1B	2
	Gary Burnham	OF	3
	Jason Dawsey	P	3
1996	Kris Benson	P	1
	Billy Koch	P	2
	Matthew LeCroy	C	2
	Ken Vining	P	3
1997	Matthew LeCroy	C	1
1998	Ryan Mottl	P	3
1999	Kurt Bultmann	2B	2
	Patrick Boyd	OF	3
2000	Nick Glaser	P	3

2001	Jeff Baker	3B	2
	Casey Stone	OF	3
2002	Jeff Baker	3B	1
	Khalil Greene	SS	1
	Steve Reba	P	2
	Matt Henrie	P	3
2005	Kris Harvey	DH	3
2006	Tyler Colvin	OF	1
	Andy D'Alessio	1B	1
	Josh Cribb	P	3
2010	Kyle Parker	OF	2
2011	Brad Miller	SS	2

## PERFECT GAME

Year	Player	Pos.	*T
2011	Brad Miller	SS	2
2012	Richie Shaffer	3B	1
2014	Daniel Gossett	P	3

## PING!BASEBALL

Year	Player	Pos.	*T
2010	Kyle Parker	OF	1

## SPORTING NEWS

Year	Player	Pos.	*T
1975	Denny Walling	OF	1
1980	Tim Teufel	2B	1
1987	Bill Spiers	SS	1
1997	Matthew LeCroy	C	2
1998	Scott Clackum	P	3

Note: No team picked from 1991-96,02-14.

## USA TODAY

Year	Player	Pos.	*T
2002	Khalil Greene	SS	1

\* - team



DANIEL GOSSETT WAS A SECOND-TEAM ALL-AMERICAN BY COLLEGIATE BASEBALL IN 2014. HE WAS 7-2 WITH A 1.93 ERA AND .202 OPPONENTS' BATTING AVERAGE IN 15 STARTS.

# ALL-AMERICA TIGER STATS

## RUSTY ADKINS, OF/2B

Second-Team ABCA, 1965; Third-Team ABCA, 1966; First-Team ABCA, 1967													
Year	G	AB	R	H	2B	3B	HR	RBI	SB	BB	SO	Avg.	
1965	30	126	30	56	10	4	3	25	12	12	0	.444	
1966	29	121	39	44	5	6	2	17	9	20	7	.364	
1967	38	149	40	50	7	7	6	24	17	27	9	.336	
<b>Totals</b>	<b>97</b>	<b>396</b>	<b>109</b>	<b>150</b>	<b>22</b>	<b>17</b>	<b>11</b>	<b>66</b>	<b>38</b>	<b>59</b>	<b>16</b>	<b>.379</b>	

## JASON ANGEL, P

Second-Team Baseball America, 1991													
Year	G	GS	CG	SH	SV	IP	H	R	ER	ERA	SO	BB	W-L
1990	10	1	0	0	0	14.2	14	8	4.91	14	9	2-1	.667
1991	20	16	3	2	0	108.0	75	35	28	2.33	66	36	14-2
1992	18	17	1	0	0	105.1	106	54	40	3.42	76	45	9-3
<b>Totals</b>	<b>48</b>	<b>34</b>	<b>4</b>	<b>2</b>	<b>0</b>	<b>228.0</b>	<b>195</b>	<b>97</b>	<b>76</b>	<b>3.00</b>	<b>156</b>	<b>90</b>	<b>25-6</b>

## JEFF BAKER, SS/3B

First-Team Baseball America, 2001; First-Team Collegiate Baseball, 2001; Second-Team ABCA, 2001; Second-Team Sporting News, 2001; Second-Team USA Today, 2001; First-Team Baseball America, 2002; First-Team NCBWA, 2002; Third-Team Collegiate Baseball, 2002													
Year	GP-S	AB	R	H	2B	3B	HR	TB	RBI	SB	BB	SO	Avg.
2000	68-67	275	54	86	16	0	11	135	64	4-4	26	54	.313
2001	60-60	233	66	86	13	2	23	172	75	5-9	38	38	.369
2002	68-67	265	71	86	12	2	25	177	87	17-24	40	59	.325
<b>Totals</b>	<b>196-194</b>	<b>773</b>	<b>191</b>	<b>258</b>	<b>41</b>	<b>4</b>	<b>59</b>	<b>484</b>	<b>226</b>	<b>26-37</b>	<b>98</b>	<b>151</b>	<b>.334</b>

## CHUCK BALDWIN, 1B

Second-Team ABCA, 1986; Second-Team Baseball America, 1986													
Year	G	AB	R	H	2B	3B	HR	RBI	SB	BB	SO	Avg.	
1984	51	194	31	69	12	3	0	33	4-6	13	13	.356	
1985	62	252	39	66	12	3	4	33	3-6	13	21	.262	
1986	63	289	64	107	23	1	16	73	6-8	18	26	.370	
1987	52	200	43	69	15	1	9	45	3-3	17	26	.345	
<b>Totals</b>	<b>228</b>	<b>935</b>	<b>177</b>	<b>311</b>	<b>62</b>	<b>8</b>	<b>29</b>	<b>184</b>	<b>16-23</b>	<b>61</b>	<b>86</b>	<b>.333</b>	

## BRIAN BARNES, P

Second-Team Baseball America, 1988; First-Team ABCA, 1989; First-Team Baseball America, 1989													
Year	G	GS	CG	SH	SV	IP	H	R	ER	ERA	SO	BB	W-L
1986	15	10	1	0	1	71.0	57	44	29	3.68	53	61	3-2
1987	18	17	5	1	0	120.2	109	50	41	3.06	112	61	12-3
1988	22	19	6	0	1	137.2	124	74	51	3.33	140	62	13-2
1989	23	19	9	1	1	146.0	89	52	36	2.22	208	66	16-3
<b>Totals</b>	<b>78</b>	<b>65</b>	<b>21</b>	<b>2</b>	<b>3</b>	<b>475.1</b>	<b>379</b>	<b>220</b>	<b>157</b>	<b>2.97</b>	<b>513</b>	<b>250</b>	<b>44-10</b>

## KRIS BENSON, P

First-Team ABCA, 1996; First-Team Baseball America, 1996; First-Team Collegiate Baseball, 1996; First-Team NCBWA, 1996; First-Team Sporting News, 1996															
Year	G	GS	CG	SH	SV	IP	H	R	ER	ERA	SO	BB	W-L	Pct.	
1994	17	14	1	0	1	85.0	84	48	40	4.24	73	29	7-3	.700	
1995	14	14	0	0	0	78.2	75	44	28	3.20	79	23	8-3	.727	
1996	19	19	7	4	0	156.0	109	47	35	2.02	204	27	14-2	.875	
Totals	50	47	8	4	1	319.2	268	139	103	2.90	356	79	29-8	.784	

## PATRICK BOYD, OF

Second-Team Baseball America, 1999; Third-Team NCBWA, 1999													
Year	GP-S	AB	R	H	2B	3B	HR	TB	RBI	SB	BB	SO	Avg.
1998	59-59	241	66	83	13	1	8	122	59	11-14	44	46	.344
1999	62-61	246	78	96	22	1	17	171	70	20-25	45	50	.390
2000	69-69	270	50	79	21	4	3	117	49	18-24	44	52	.293
2001	1-1	3	2	1	1	0	0	2	0	0-0	2	0	.333
<b>Totals</b>	<b>191-190</b>	<b>760</b>	<b>196</b>	<b>259</b>	<b>57</b>	<b>6</b>	<b>28</b>	<b>412</b>	<b>178</b>	<b>49-63</b>	<b>135</b>	<b>148</b>	<b>.341</b>

## KURT BULTMANN, SS/2B

Second-Team NCBWA, 1999													
Year	GP-S	AB	R	H	2B	3B	HR	TB	RBI	SB	BB	SO	Avg.
1996	63-55	194	34	59	10	0	5	84	27	2-4	25	28	.304
1997	60-60	253	69	88	31	1	16	169	61	3-5	30	42	.348
1998	58-58	234	57	70	18	1	10	120	54	2-4	32	32	.299
1999	68-68	272	73	89	23	2	12	152	72	6-7	46	40	.327
<b>Totals</b>	<b>249-241</b>	<b>953</b>	<b>233</b>	<b>306</b>	<b>82</b>	<b>4</b>	<b>43</b>	<b>525</b>	<b>214</b>	<b>13-20</b>	<b>133</b>	<b>142</b>	<b>.321</b>

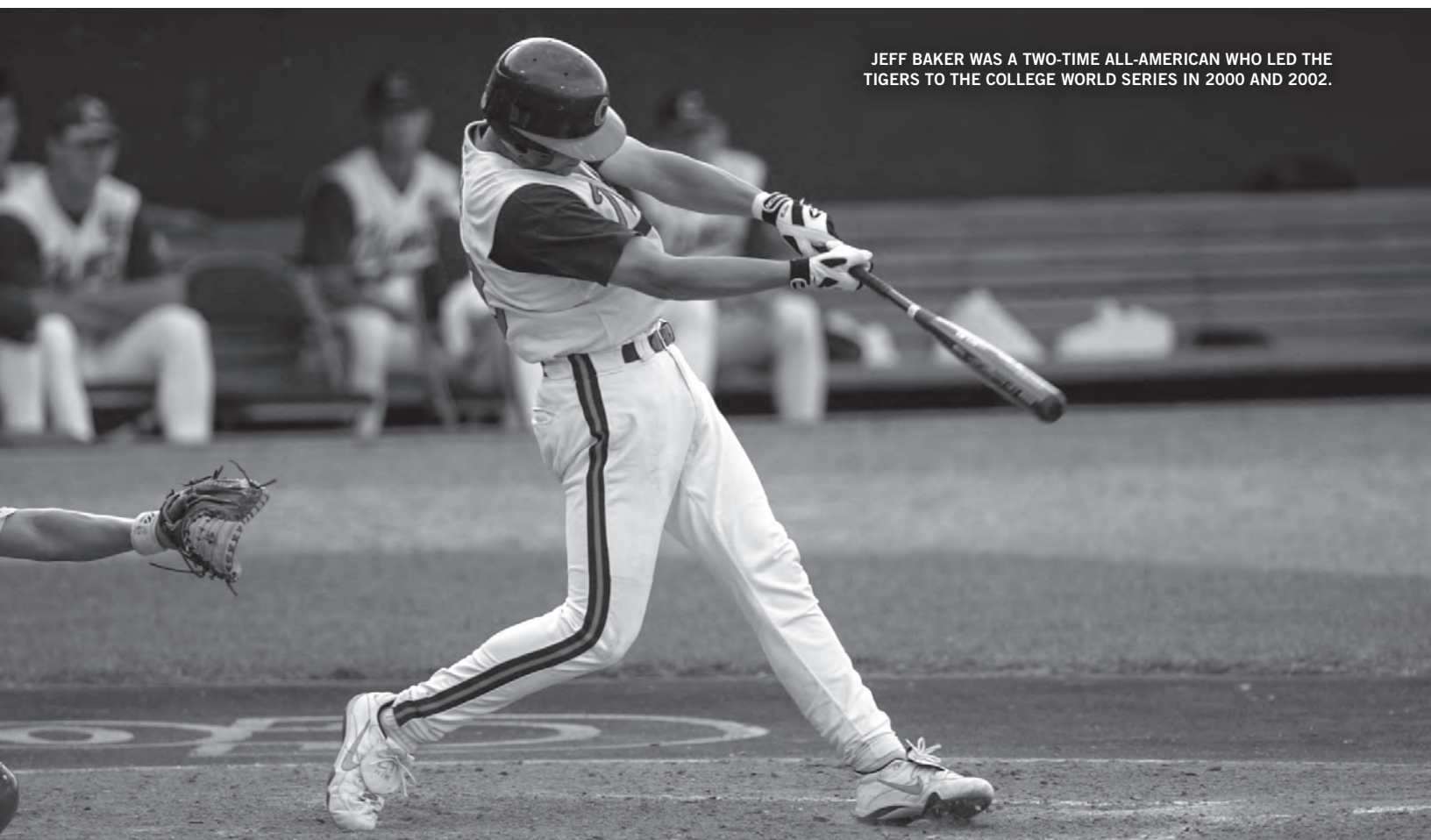
## GARY BURNHAM, OF

Third-Team NCBWA, 1995													
Year	GP-S	AB	R	H	2B	3B	HR	TB	RBI	SB	BB	SO	Avg.
1994	15-15	47	9	13	3	0	0	16	9	1-1	13	8	.277
1995	66-66	241	61	83	27	4	8	142	62	5-11	46	29	.344
1996	68-68	241	62	70	24	4	6	120	56	2-6	61	40	.290
1997	64-64	266	83	104	23	2	15	176	82	2-4	37	28	.391
<b>Totals</b>	<b>213-213</b>	<b>795</b>	<b>215</b>	<b>270</b>	<b>77</b>	<b>10</b>	<b>29</b>	<b>454</b>	<b>209</b>	<b>10-22</b>	<b>157</b>	<b>105</b>	<b>.340</b>

## DAVE CALDWELL, OF

Third-Team ABCA, 1977													
Year	G	AB	R	H	2B	3B	HR	RBI	SB	BB	SO	Avg.	
1975	36	125	21	35	7	4	2	23	2	12	20	.280	
1976	50	196	39	63	13	8	9	49	2	36	32	.321	
1977	41	162	43	46	10	0	7	34	6	28	24	.284	
<b>Totals</b>	<b>127</b>	<b>483</b>	<b>103</b>	<b>144</b>	<b>30</b>	<b>12</b>	<b>18</b>	<b>106</b>	<b>10</b>	<b>76</b>	<b>76</b>	<b>.298</b>	

JEFF BAKER WAS A TWO-TIME ALL-AMERICAN WHO LED THE TIGERS TO THE COLLEGE WORLD SERIES IN 2000 AND 2002.



# ALL-AMERICA TIGER STATS



TAYLOR HARBIN WAS AN ALL-AMERICAN AS A FRESHMAN IN 2005.

## SCOTT CLACKUM, P

Second-Team Collegiate Baseball, 1998; Third-Team Sporting News, 1998

Year	G	GS	CG	SH	SV	IP	H	R	ER	ERA	SO	BB	W-L	Pct.
1997	24	0	0	0	4	37.1	34	13	8	1.93	33	14	3-4	.429
1998	23	0	0	0	9	40.2	21	5	5	1.11	42	11	7-1	.875
Totals	47	0	0	0	13	78.0	55	18	13	1.50	75	25	10-5	.667

## TY CLINE, OF/P

First-Team ABCA, 1960

Year	G	AB	R	H	2B	3B	HR	RBI	SB	BB	SO	Avg.
1959	31	135	34	44	7	3	1	22	10	12	11	.326
1960	22	89	26	31	5	5	0	14	12	13	4	.348
Totals	53	224	60	75	12	8	1	36	22	25	15	.335

## TYLER COLVIN, OF

First-Team Baseball America, 2006; First-Team NCBWA, 2006; Second-Team ABCA, 2006

Year	GP-S	AB	R	H	2B	3B	HR	TB	RBI	SB	BB	SO	Avg.
2004	52-31	128	21	37	10	0	2	53	19	4-5	11	16	.289
2005	65-65	258	51	73	22	2	5	114	53	12-15	14	31	.283
2006	69-69	281	64	100	22	5	13	171	70	23-27	28	42	.356
Totals	186-165	667	136	210	54	7	20	338	142	39-47	53	89	.315

## JOSH CRIBB, P

Second-Team Collegiate Baseball, 2006; Third-Team ABCA, 2006; Third-Team NCBWA, 2006

Year	G	GS	CG	SH	SV	IP	H	R	ER	ERA	SO	BB	W-L	Pct.
2003	13	1	0	0	0	25.0	36	17	11	3.96	19	6	0-1	.000
2004	20	1	0	0	2	60.2	49	28	25	3.71	58	15	5-1	.833
2005	19	15	3	2	0	109.1	119	47	43	3.54	97	24	8-5	.615
2006	16	15	1	0	0	87.1	70	36	30	3.09	83	26	9-0	1.000
Totals	68	32	4	2	2	282.1	274	128	109	3.47	257	71	22-7	.759

## JIM CROWLEY, 2B

First-Team ABCA, 1991; Second-Team Baseball America, 1991

Year	GP-S	AB	R	H	2B	3B	HR	TB	RBI	SB	BB	SO	Avg.
1988	48-21	89	15	22	4	0	2	32	6	6-7	17	26	.247
1989	66-66	230	49	69	16	1	10	117	60	5-6	35	39	.300
1990	65-65	251	56	82	15	0	14	139	54	7-9	32	39	.327
1991	68-68	256	79	98	22	0	17	171	77	5-9	39	45	.383
Totals	247-220	826	199	271	57	1	43	459	197	23-31	123	149	.328

## ANDY D'ALESSIO, 1B

First-Team College Baseball Foundation, 2006; First-Team NCBWA, 2006; Second-Team ABCA, 2006; Third-Team Baseball America, 2006; Third-Team Collegiate Baseball, 2006

Year	GP-S	AB	R	H	2B	3B	HR	TB	RBI	SB	BB	SO	Avg.
2004	60-51	180	29	60	10	0	4	82	22	2-2	35	47	.333
2005	65-60	210	36	58	14	1	15	119	60	1-4	29	61	.276
2006	69-69	250	55	78	15	0	23	162	85	7-8	30	60	.312
2007	59-59	213	49	68	12	2	17	135	50	1-3	33	49	.319
Totals	253-239	853	169	264	51	3	59	498	217	11-17	127	217	.309

## JASON DAWSEY, P

Second-Team Collegiate Baseball, 1995; Third-Team ABCA, 1995; Third-Team NCBWA, 1995

Year	G	GS	CG	SH	SV	IP	H	R	ER	ERA	SO	BB	W-L	Pct.
1993	27	8	2	0	1	77.2	85	42	35	4.06	70	21	5-2	.714
1994	16	15	1	0	0	97.1	108	51	45	4.16	73	21	6-2	.750
1995	19	19	4	2	0	129.1	101	53	40	2.78	133	45	11-4	.733
Totals	62	42	7	2	1	304.1	294	146	120	3.55	276	87	22-8	.733

## RUSTY GERHARDT, P

Second-Team ABCA, 1971

Year	G	GS	CG	SH	SV	IP	H	R	ER	ERA	SO	BB	W-L	Pct.
1969	15	15	6			91.0	60	45	35	3.46	99	60	7-3	.700
1970	16	14	8			100.1	47	27	20	1.79	111	51	9-4	.692
1971	16	14	6			108.0	72	34	26	2.17	111	30	11-3	.786
1972	12	12	6			85.0	75	26	21	2.22	61	22	7-4	.636
Totals	59	55	26			384.1	254	132	102	2.39	382	163	34-14	.708

## NICK GLASER, P

Third-Team NCBWA, 2000

Year	G	GS	CG	SH	SV	IP	H	R	ER	ERA	SO	BB	W-L	Pct.
2000	33	0	0	0	15	40.1	38	16	11	2.45	40	29	0-2	.000
2001	18	3	0	0	1	41.1	45	20	18	3.92	44	10	4-3	.571
Totals	51	3	0	0	16	81.2	83	36	29	3.20	84	39	4-5	.444

## DANIEL GOSSETT, P

Second-Team Collegiate Baseball, 2014;

Third-Team College Sports Madness, 2014; Third-Team Perfect Game, 2014

Year	G	GS	CG	SH	SV	IP	H	R	ER	ERA	SO	BB	W-L	Pct.
2012	19	10	0	0	2	77.0	62	37	37	4.32	87	39	6-3	.667
2013	16	16	1	1	0	98.1	78	40	28	2.56	91	38	10-4	.714
2014	15	15	2	2	0	107.1	78	25	23	1.93	107	30	7-2	.778
Totals	50	41	3	3	2	282.2	218	102	88	2.80	285	107	23-9	.719

## KHALIL GREENE, 3B/SS

First-Team ABCA, 2002; First-Team Baseball America, 2002;

First-Team Collegiate Baseball, 2002; First-Team NCBWA, 2002; First-Team USA Today, 2002

Year	GP-S	AB	R	H	2B	3B	HR	TB	RBI	SB	BB	SO	Avg.
1999	69-68	274	58	98	20	1	8	144	69	9-12	31	58	.358
2000	69-69	269	59	98	24	3	5	143	64	12-16	42	39	.364
2001	63-63	241	55	73	18	2	12	131	52	17-21	24	41	.303
2002	71-71	285	93	134	33	1	27	250	91	17-18	46	22	.470
Totals	272-271	1069	265	403	95	7	52	668	276	55-67	143	160	.377

## MIKE HAMPTON, 3B

First-Team Collegiate Baseball, 1994; First-Team NCBWA, 1994;

Second-Team ABCA, 1994; Second-Team Baseball America, 1994

Year	GP-S	AB	R	H	2B	3B	HR	TB	RBI	SB	BB	SO	Avg.
1993	46-31	130	29	33	13	2	3	59	22	3-5	13	29	.254
1994	75-75	287	84	109	21	4	11	171	70	39-47	47	43	.380
Totals	121-106	417	113	142	34	6	14	230	92	42-52	60	72	.341

## TAYLOR HARBIN, 2B

Second-Team Collegiate Baseball, 2005

Year	GP-S	AB	R	H	2B	3B	HR	TB	RBI	SB	BB	SO	Avg.
2005	66-66	274	64	94	28	4	10	160	63	4-7	12	25	.343
2006	64-64	254	54	81	20	2	9	132	47	13-14	15	21	.319
2007	64-63	253	42	75	19	1	11	129	62	14-18	14	20	.296
Totals	194-193	781	160	250	67	7	30	421	172	31-39	41	66	.320

## KRIS HARVEY, DH

First-Team ABCA, 2005; Second-Team Baseball America, 2005; Third-Team NCBWA, 2005

Year	GP-S	AB	R	H	2B	3B	HR	TB	RBI	SB	BB	SO	Avg.
2003	25-13	29	8	8	1	0	2	15	11	0-0	2	4	.276
2004	61-51	209	38	70	16	0	8	110	41	4-8	15	31	.335
2005	65-65	249	61	85	11	0	25	171	70	1-2	16	44	.341
Totals	151-129	487	107	163	28	0	35	296	122	5-10	33	79	.335

## BERT HEFFERNAN, C

First-Team ABCA, 1988

Year	G	AB	R	H	2B	3B	HR	RBI	SB	BB	SO	Avg.
1985	65	245	60	85	13	2	9	49	9-13	45	38	.347
1986	61	242	64	80	17	3	8	58	11-15	55	22	.331
1987	65	242	68	81	15	3	4	41	13-19	45	32	.335
1988	68	264	93	89	18	6	6	47	21-24	62	27	.337
Totals	259	993	285	335	63	14	27	195	54-71	207	119	.337



# ALL-AMERICA TIGER STATS

MATT HENRIE WAS AN ALL-AMERICAN IN 2002 WHEN HE WAS 13-5 WITH A 3.12 ERA.



## MATT HENRIE, P

Third-Team NCBWA, 2002

Year	G	GS	CG	SH	SV	IP	H	R	ER	ERA	SO	BB	W-L	Pct.
1999	5	0	0	0	0	3.1	6	5	5	13.50	1	6	0-0	----
2001	18	10	0	0	2	67.2	59	32	23	3.06	54	24	6-3	.667
2002	21	18	0	0	1	112.2	112	52	39	3.12	81	25	13-5	.722
Totals	44	28	0	0	3	183.2	177	89	67	3.28	136	55	19-8	.704

## DOUG HOFFMAN, OF

First-Team ABCA, 1959

Year	AB	R	H	2B	3B	HR	RBI	SB	BB	SO	Avg.
1957	60	11	9	3	1	2	6	2	14	17	.150
1958	114	23	27	2	2	2	16	4	9	27	.237
1959	105	31	33	3	5	4	25	11	33	22	.314
Totals	279	65	69	8	8	8	47	17	56	66	.247

## MICHAEL JOHNSON, 1B

Second-Team ABCA, 2002; Third-Team Collegiate Baseball, 2002

Year	GP-S	AB	R	H	2B	3B	HR	TB	RBI	SB	BB	SO	Avg.
2000	44-32	121	27	37	9	2	3	59	27	2-4	13	34	.306
2001	62-58	218	58	70	13	1	18	139	54	11-11	43	50	.321
2002	71-71	263	62	101	19	1	25	197	81	11-14	50	46	.384
2003	58-58	198	54	67	11	0	12	114	51	1-2	63	38	.338
Totals	235-219	800	201	275	52	4	58	509	213	25-31	169	168	.344

## BILLY KOCH, P

Second-Team NCBWA, 1996

Year	G	GS	CG	SH	SV	IP	H	R	ER	ERA	SO	BB	W-L	Pct.
1994	16	14	1	0	0	78.0	72	57	40	4.62	75	34	4-2	.667
1995	16	14	0	0	0	87.0	70	45	36	3.72	111	37	7-2	.778
1996	19	16	2	0	1	111.2	73	46	39	3.14	152	60	10-5	.667
Totals	51	44	3	0	1	276.2	215	148	115	3.74	338	131	21-9	.700

## BRIAN KOWITZ, OF

Second-Team Baseball America, 1990

Year	G	AB	R	H	2B	3B	HR	RBI	SB	BB	SO	Avg.
1988	60	179	30	49	16	1	2	21	16-19	20	21	.274
1989	68	267	61	72	15	4	4	43	26-29	46	27	.270
1990	66	253	87	102	22	6	3	60	34-42	44	20	.403
Totals	194	699	178	223	53	11	9	124	76-90	110	68	.319

## JOE LANDRUM, P

First-Team ABCA, 1947

Year	IP	H	R	ER	ERA	SO	BB	W-L	Pct.
1946	104.0	72	31	12	1.04	97	22	10-2	.833
1947	117.0	90	48	29	2.23	98	18	12-2	.857
Totals	221.0	162	79	41	2.18	195	40	22-4	.846

## MATTHEW LECROY, C

Second-Team ABCA, 1996; Second-Team NCBWA, 1996;

First-Team Baseball America, 1997; First-Team NCBWA, 1997; Second-Team ABCA, 1997;

Second-Team Collegiate Baseball, 1997; Second-Team Sporting News, 1997

Year	GP-S	AB	R	H	2B	3B	HR	TB	RBI	SB	BB	SO	Avg.
1995	68-68	255	55	85	18	0	15	148	72	0-4	34	57	.333
1996	67-67	244	61	77	18	0	14	137	57	3-4	44	35	.316
1997	64-64	237	62	85	12	1	24	171	79	5-7	53	34	.359
Totals	199-199	736	178	247	48	1	53	456	208	8-15	131	126	.336

## DAVE LYNN, C

Third-Team ABCA, 1960

Year	G	AB	R	H	2B	3B	HR	RBI	SB	BB	SO	Avg.
1959	1	2	1	1	0	0	1	2	0	1	0	.500
1960	22	89	21	32	3	2	8	31	1	8	10	.360
1961	22	72	20	24	4	0	6	21	1	22	13	.333
Totals	45	163	42	57	7	2	15	54	2	31	23	.350

## ERIC MACRINA, DH

Second-Team ABCA, 1991; Third-Team Collegiate Baseball, 1991

Year	GP-S	AB	R	H	2B	3B	HR	TB	RBI	SB	BB	SO	Avg.
1988	25-11	46	8	8	3	0	3	20	6	1-1	8	10	.174
1989	54-39	152	35	40	8	4	6	74	33	3-5	18	42	.263
1990	53-50	189	38	64	11	1	18	131	69	1-2	24	44	.339
1991	69-68	260	67	87	18	1	24	179	84	3-4	37	69	.335
Totals	201-168	647	148	199	40	6	51	404	192	8-12	87	165	.308

## BRAD McCANN, 3B

Third-Team Baseball America, 2004

Year	GP-S	AB	R	H	2B	3B	HR	TB	RBI	SB	BB	SO	Avg.
2003	60-60	251	44	87	21	1	9	137	67	2-4	12	43	.347
2004	63-63	253	64	96	20	0	16	164	65	6-10	36	43	.379
Totals	123-123	504	108	183	41	1	25	301	132	8-14	48	86	.363

## JIM McCOLLOM, 1B

Third-Team ABCA, 1985

Year	G	AB	R	H	2B	3B	HR	RBI	SB	BB	SO	Avg.
1982	56	186	41	50	9	2	11	37	1-2	26	30	.269
1983	51	190	50	66	15	4	9	51	5-6	25	26	.347
1984	55	203	53	71	13	2	11	54	7-7	32	25	.350
1985	64	251	59	98	19	4	21	76	7-11	33	23	.390
Totals	226	830	203	285	56	12	52	218	20-26	116	104	.343

## BILLY McMILLON, OF/1B

First-Team NCBWA, 1993

Year	GP-S	AB	R	H	2B	3B	HR	TB	RBI	SB	BB	SO	Avg.
1991	65-54	202	75	79	26	4	10	143	48	12-17	41	21	.391
1992	32-32	113	34	42	8	3	4	68	27	6-11	21	22	.372
1993	57-57	212	64	80	21	1	5	118	30	11-17	47	30	.377
Totals	154-143	527	173	201	55	8	19	329	105	29-45	109	73	.381

## BRAD MILLER, SS

First-Team ABCA, 2011; First-Team Baseball America, 2011; First-Team Collegiate Baseball, 2011; Second-Team NCBWA, 2011; Second-Team Perfect Game, 2011

Year	GP-GS	AB	R	H	2B	3B	HR	TB	RBI	SB	BB	SO	Avg.
2009	66-66	238	49	65	6	1	3	82	36	16-21	53	35	.273
2010	69-69	252	71	90	19	4	8	141	49	9-11	50	43	.357
2011	56-54	195	53	77	11	3	5	109	50	21-26	40	34	.395
Totals	191-189	685	173	232	36	8	16	332	135	46-58	143	112	.339

## DAVID MILLER, 1B/OF

Second-Team ABCA, 1995; Second-Team NCBWA, 1995;

Third-Team Baseball America, 1995; Third-Team Collegiate Baseball, 1995

Year	GP-GS	AB	R	H	2B	3B	HR	TB	RBI	SB	BB	SO	Avg.
1993	44-18	85	12	23	3	1	0	28	12	1-1	4	11	.271
1994	71-71	288	52	90	13	4	1	114	59	23-31	36	31	.313
1995	68-68	271	79	103	14	10	9	164	78	27-32	44	36	.380
Totals	183-157	644	143	216	30	15	10	306	149	51-64	84	78	.335

## SHANE MONAHAN, OF

First-Team ABCA, 1994; First-Team Baseball America, 1994; First-Team NCBWA, 1994;

Second-Team Collegiate Baseball, 1994; First-Team Collegiate Baseball, 1995;

First-Team NCBWA, 1995; Second-Team ABCA, 1995; Second-Team Baseball America, 1995

Year	GP-S	AB	R	H	2B	3B	HR	TB	RBI	SB	BB	SO	Avg.
1993	65-65	253	56	94	15	7	9	150	64	17-21	20	49	.372
1994	75-75	330	97	137	23	9	11	211	53	23-31	36	33	.415
1995	67-67	273	82	106	22	5	12	174	52	21-28	44	37	.388
Totals	207-207	856	235	337	60	21	32	535	169	61-80	100	119	.394



# ALL-AMERICA TIGER STATS

## RYAN MOTT, P

Third-Team NCBWA, 1998

Year	G	GS	CG	SH	SV	IP	H	R	ER	ERA	SO	BB	W-L	Pct.
1997	16	16	2	0	0	106.2	113	63	56	4.73	99	33	10-3	.769
1998	16	16	1	0	0	101.0	101	62	54	4.81	96	31	9-4	.692
1999	19	17	1	0	0	99.2	120	82	68	6.14	84	53	4-8	.333
2000	21	19	2	1	0	107.0	103	52	44	3.70	81	28	10-4	.714
Totals	72	68	6	1	0	414.1	437	259	222	4.82	360	145	33-19	.635

## KEVIN NORTHRUP, OF

Second-Team ABCA, 1992; Second-Team Baseball America, 1992;

Third-Team Collegiate Baseball, 1992

Year	GP-S	AB	R	H	2B	3B	HR	TB	RBI	SB	BB	SO	Avg.
1989	35-14	66	12	14	2	0	1	20	5	3-5	16	19	.212
1990	53-46	173	35	53	10	0	7	84	33	12-12	15	28	.306
1991	67-66	254	72	89	20	9	5	142	48	21-22	31	32	.350
1992	64-64	249	67	95	23	2	9	149	64	47-55	51	31	.382
Totals	219-190	742	186	251	55	11	22	395	150	83-94	113	110	.338

## BILLY O'DELL, P

Second-Team ABCA, 1954

Year	G	GS	CG	IP	H	R	ER	ERA	BB	SO	W-L	Pct.
1952	10	7	4	56.0	48	36	18	2.89	16	81	5-2	.714
1953	11	8	6	72.1	25	22	11	1.36	32	108	6-3	.667
1954	14	11	9	91.1	56	26	8	0.79	35	111	8-3	.727
Totals	35	26	19	219.2	129	84	37	1.51	83	300	19-8	.704

## KYLE PARKER, OF/1B

First-Team Ping!Baseball, 2010; Second-Team Baseball America, 2010;

Second-Team NCBWA, 2010; Third-Team ABCA, 2010

Year	GP-S	AB	R	H	2B	3B	HR	TB	RBI	SB	BB	SO	Avg.
2008	57-55	211	44	64	12	0	14	118	50	2-3	32	48	.303
2009	63-60	231	48	59	7	0	12	102	52	6-6	29	52	.255
2010	67-67	247	85	85	15	1	20	162	64	4-6	56	60	.344
Totals	187-182	689	177	208	34	1	46	382	166	12-15	117	160	.302

## CHAD PHILLIPS, P/OF

Third-Team NCBWA, 1993

Year	G	GS	CG	SH	SV	IP	H	R	ER	ERA	SO	BB	W-L	Pct.
1990	15	0	0	0	2	25.0	24	13	11	3.96	17	5	1-0	1.000
1991	13	3	0	0	2	37.2	40	23	16	3.82	25	16	1-0	1.000
1992	13	1	0	0	3	34.0	32	18	16	4.24	29	11	3-1	.750
1993	16	15	1	0	0	90.2	93	35	30	2.98	69	24	12-2	.857
Totals	57	19	1	0	7	187.1	189	89	73	3.51	140	56	17-3	.850

Year	GP-S	AB	R	H	2B	3B	HR	TB	RBI	SB	BB	SO	Avg.
1990	38-9	44	6	13	5	0	0	18	4	1-1	8	4	.295
1991	45-12	63	15	25	3	0	1	31	14	3-4	11	3	.397
1992	43-40	153	25	44	8	3	2	64	25	6-7	8	25	.288
1993	42-21	42	5	12	3	0	1	18	5	0-0	1	5	.286
Totals	168-82	302	51	94	19	3	4	131	48	10-12	28	37	.311

## STEVE REBA, P

Third-Team ABCA, 2001; Third-Team Collegiate Baseball, 2001; Second-Team NCBWA, 2002;

Third-Team ABCA, 2002; Third-Team Collegiate Baseball, 2002

Year	G	GS	CG	SH	SV	IP	H	R	ER	ERA	SO	BB	W-L	Pct.
1999	21	7	0	0	0	56.2	78	49	47	7.46	45	34	5-4	.555
2000	19	2	0	0	2	42.0	33	16	13	2.79	33	15	3-0	1.000
2001	18	17	2	1	0	108.0	84	39	31	2.58	103	31	12-3	.800
2002	20	19	1	0	0	112.2	121	67	55	4.39	82	44	13-4	.765
Totals	78	45	3	1	2	319.1	316	171	146	4.11	263	124	33-11	.750

## KURT SEIBERT, SS

Third-Team ABCA, 1976

Year	G	AB	R	H	2B	3B	HR	RBI	SB	BB	SO	Avg.
1974	28	95	22	30	3	2	0	13	4	17	9	.316
1975	43	153	48	49	8	2	0	13	21	39	17	.320
1976	44	160	43	55	5	2	2	13	13	50	12	.344
Totals	115	408	113	134	16	6	2	39	38	106	38	.328

## RICHIE SHAFFER, 3B/1B

First-Team Perfect Game, 2012; Third-Team ABCA, 2012; Third-Team Collegiate Baseball, 2012

Year	GP-S	AB	R	H	2B	3B	HR	TB	RBI	SB	BB	SO	Avg.
2010	48-44	158	45	51	11	0	7	83	36	2-2	18	36	.323
2011	63-63	222	62	70	15	2	13	128	55	8-9	44	53	.315
2012	63-63	232	49	78	21	2	10	133	46	8-10	63	53	.336
Totals	174-170	612	156	199	47	4	30	344	137	18-21	125	142	.325

## BILL SPIERS, SS

First-Team Sporting News, 1987

Year	G	AB	R	H	2B	3B	HR	RBI	SB	BB	SO	Avg.
1985	47	171	31	65	10	1	0	22	9	9	10	.380
1986	62	258	73	83	11	5	12	53	35	35	40	.322
1987	64	252	65	73	13	11	5	44	16	31	26	.290
Totals	173	681	169	221	34	17	17	119	60	75	76	.325

## CASEY STONE, OF

Third-Team NCBWA, 2001

Year	GP-S	AB	R	H	2B	3B	HR	TB	RBI	SB	BB	SO	Avg.
1998	45-15	86	18	23	3	1	0	28	14	2-2	8	12	.267
1999	49-24	104	22	25	4	0	0	29	17	7-9	18	9	.240
2000	69-69	272	65	97	11	3	1	117	51	25-30	23	15	.357
2001	62-62	274	63	103	17	2	2	130	49	25-30	13	10	.376
Totals	225-170	736	168	248	35	6	3	304	131	59-71	62	46	.337

## TIM TEUFEL, 2B

First-Team Sporting News, 1980

Year	G	AB	R	H	2B	3B	HR	RBI	SB	BB	SO	Avg.
1979	55	197	58	69	14	3	13	50	13	29	32	.350
1980	46	168	44	65	16	1	11	66	13	43	14	.387
Totals	101	365	102	134	30	4	24	116	26	72	46	.367

## KEN VINING, P

Third-Team Baseball America, 1996; Third-Team NCBWA, 1996

Year	G	GS	CG	SH	SV	IP	H	R	ER	ERA	SO	BB	W-L	Pct.
1994	20	1	0	0	0	40.1	39	22	18	4.02	45	18	3-0	1.000
1995	22	9	0	0	2	69.0	53	29	26	3.39	78	25	4-0	1.000
1996	19	16	3	2	0	115.0	92	43	38	2.97	135	38	10-3	.769
Totals	61	26	3	2	2	224.1	184	94	82	3.29	258	81	17-3	.850

## DENNY WALLING, OF

First-Team Sporting News, 1975

Year	G	AB	R	H	2B	3B	HR	RBI	SB	BB	SO	Avg.
1975	38	140	46	59	9	3	13	60	11	31	12	.421

## SCOTT WINCHESTER, P

First-Team ABCA, 1995; First-Team Collegiate Baseball, 1995;

Second-Team Baseball America, 1995

Year	G	GS	CG	SH	SV	IP	H	R	ER	ERA	SO	BB	W-L	Pct.
1993	26	0	0	0	10	48.1	36	22	14	2.61	42	16	4-1	.800
1994	28	0	0	0	10	38.2	30	10	8	1.86	38	15	5-2	.714
1995	33	0	0	0	14	45.2	23	5	3	0.59	42	16	4-2	.667
Totals	87	0	0	0	34	132.2	89	37	25	1.70	122	47	13-5	.722



CASEY STONE WAS AN ALL-AMERICAN IN 2001 AFTER LEADING THE TIGERS TO THE 2000 COLLEGE WORLD SERIES.

KYLE PARKER WAS A TWO-TIME (2008,10), FIRST-TEAM ALL-ACC PICK.

2003	Michael Johnson, 1B	1
	Brad McCann, 3B	2
	David Slevin, 2B	2
	Russell Triplett, SS	2
2004	Kris Harvey, DH/UT	1
	Patrick Hogan, RP	2
	Brad McCann, 3B	2
	Lou Santangelo, C	2
2005	Taylor Harbin, 2B	1
	Kris Harvey, DH	1
	Stephen Faris, SP	2
2006	Josh Cribb, SP	1
	Andy D'Alessio, 1B	1
	Jason Berken, SP	2
	Tyler Colvin, OF	2
2007	Marquez Smith, 3B	1
	Brad Chalk, OF	2
	Taylor Harbin, SS	2
	Daniel Moskos, SP	2
2008	D.J. Mitchell, SP	1
	Kyle Parker, DH/UT	1
2009	Jeff Schaus, OF	1
2010	Kyle Parker, OF	1
	Mike Freeman, 2B	2
	Jeff Schaus, OF	2
2011	Brad Miller, SS	1
	Richie Shaffer, 1B	1
	Will Lamb, OF	2
	Phil Pohl, DH/UT	2
	Jeff Schaus, OF	2
2012	Phil Pohl, DH/UT	1
	Richie Shaffer, 3B	1
	Thomas Brittle, OF	2
	Steve Wilkerson, 2B	2
2013	Daniel Gossett, SP	2
	Shane Kennedy, DH/UT	2
	Steve Wilkerson, 2B	2
2014	Daniel Gossett, SP	1
	Garrett Boulware, DH/UT	2
	Tyler Krieger, SS	2
	Steve Wilkerson, 2B	2
	Jay Baum, OF	3
	Matthew Crownover, SP	3
	Steven Duggar, OF	3

# ACC ACADEMIC HONOR ROLL



TM

1957 Carol Brown  
Sam Gambrell  
Harold Lingerfelt  
1959 Clayton Lowder  
1960 David Sprouse  
1961 David Sprouse  
1962 Damon Vincent  
1963 Greg Casey  
Elmo Lam  
Damon Vincent  
David Wrenn  
1965 David Wrenn  
1966 John Dinneen  
Jack McCall  
Pete Myers  
1967 Bill Bonekat  
John Dinneen  
Bob Lowell  
Pete Myers  
Bill Parmer  
Keith Waters  
Charlie Watson  
1968 Bill Bonekat  
Nelson Gibson  
1969 Bill Bonekat  
Dave Monjot  
1971 Lindsay Graham  
1972 Pat Fitzsimmons  
Pete Hendricks  
1973 Pat Fitzsimmons  
Charlie Ing  
Randy Quintrell  
Pete Sampson  
1974 Terry Armstrong  
Charlie Ing  
Randy Quintrell  
Pete Sampson  
1975 Chuck Porter  
Randy Quintrell  
1976 David Beasley  
Steve Nilsson  
Chuck Porter  
Randy Quintrell  
1977 Steve Nilsson  
Randy Quintrell  
Billy Trapp  
1978 Alan Hoover  
Steve Nilsson  
1979 Alan Armour  
Jody Burttram  
Doug Gray  
Billy Trapp  
1980 Greg Guin  
Neil Simons  
Billy Trapp  
1981 Alan Armour  
Jody Burttram  
Jeff Gilbert  
Mike Mahoney  
1982 Jeff Gilbert

Frank Russ  
Craig Roberson  
1983 Jeff Gilbert  
Tom Mallon  
Craig Roberson  
1984 Derek Spears  
George Stone  
Oliver Whitaker  
1985 Burke Fairey  
Jeff Kerr  
Bill Spiers  
George Stone  
1986 George Stone  
Jeff Frazier  
Doug Marchal  
1987 Doug Marchal  
Randy Mazey  
Tim Parker  
Bill Spiers  
Oliver Whitaker  
1988 Mike Calitri  
Donovan Harrison  
Justin Singleton  
Randy Mazey  
Tim Parker  
Jerome Santivasci  
1989 Alan Botkin  
Jerome Santivasci  
1990 Fred Daniels  
Brian Kowitz  
Tim Parker  
Michael Spiers  
David Tripp  
1991 Jim Anderson  
Fred Daniels  
Jeff Miller  
Jeff Morris  
Michael Spiers  
1992 Fred Daniels  
Jamie Eggleston  
Billy McMillon  
Scott Melzer  
Jeff Miller  
Jeff Morris  
Andy Taulbee  
1993 Jason Dawsey  
Mike Eydenberg  
Paul Galloway  
Jeff Keppen  
Scott Melzer  
Hoby Mork  
Jeff Morris  
Andy Taulbee  
1994 Eric DeMoura  
Jamie Eggleston  
Mike Eydenberg  
Paul Galloway  
Jeff Keppen  
Andy Taulbee  
1995 Eric DeMoura  
Jamie Eggleston  
Paul Galloway

Scott Winchester  
1996 Derek Borgert  
Eric DeMoura  
Paul Galloway  
Brian Holstad  
Bryan Schroeder  
Rodney Williams  
1997 Brian Adams  
Darren Adams  
Derek Borgert  
Eric DeMoura  
Jeff Kane  
Matthew LeCroy  
Ryan Mottl  
Mike Paradis  
Bryan Schroeder  
Brian Werner  
1998 Darren Adams  
Derek Borgert  
Mike Calitri  
Donovan Harrison  
Justin Singleton  
Derek Borgert  
1999 Mike Calitri  
Jesse Douglass  
Brian Ellis  
Mike Paradis  
Grant Redding  
Doug Roper  
Justin Singleton  
Henri Stanley  
Jeff Vessell  
2000 Chad Bendinelli  
Khalil Greene  
Paul Harrelson  
Matt Henrie  
Brian Holstad  
B.J. LaMura  
Spencer Lindsay  
Mike Proto  
Jarrod Schmidt  
Justin Singleton  
Henri Stanley  
Casey Stone  
2001 Jeff Baker  
Chad Coder  
Nick Glaser  
Khalil Greene  
Ryan Hub  
Steven Jackson  
Michael Johnson  
Ryan Klosterman  
B.J. LaMura  
Mike Proto  
Jon Smith  
Casey Stone  
2002 Jeff Baker  
Chad Coder  
Josh Cribb  
Jess Easterling  
Kyle Frank  
Zane Green  
Khalil Greene  
Paul Harrelson  
Ryan Hub  
Steven Jackson  
Michael Johnson  
Ryan Klosterman  
B.J. LaMura  
Gene Pierce  
Daniel Pritchard  
Jarrod Schmidt  
2003 Josh Cribb  
Herman Demmink  
Jess Easterling  
Kyle Frank  
Zane Green  
Paul Harrelson  
Jeff Hourigan  
Ryan Hub  
John Ingram  
Steven Jackson  
Collin Mahoney  
Gene Pierce  
2004 Jason Berken  
Josh Cribb  
Andy D'Alessio  
Herman Demmink  
Stephen Faris

Doug Hogan  
Patrick Hogan  
Ryan Hub  
John Ingram  
Tyler Lumsden  
Collin Mahoney  
Brad Chalk  
Gene Pierce  
Robert Rohrbaugh  
1999 Travis Storrer  
P.J. Zocchi  
Jorge Andrade Jr.  
Brad Chalk  
Sean Clark  
Josh Cribb  
Andy D'Alessio  
Stephen Faris  
Jesse Ferguson  
Chris Fidrych  
Drew Fiorenza  
Ben Hall  
Taylor Harbin  
Kris Harvey  
Chris Howard  
David Kopp  
Tanner Leggett  
Alex Martin  
Gene Pierce  
Daniel Pritchard  
Robert Rohrbaugh  
Chris Allen  
2006 William Bond  
Brad Chalk  
Sean Clark  
Josh Cribb  
Herman Demmink  
Stephen Faris  
Chris Fidrych  
Drew Fiorenza  
Ben Hall  
Taylor Harbin  
Doug Hogan  
Chris Howard  
David Kopp  
Alex Martin  
Daniel Moskos  
Matt Vaughn  
P.J. Zocchi  
2007 William Bond  
Alex Burg  
Brad Chalk  
Chris Fidrych  
Taylor Harbin  
Alex Lee  
Daniel Moskos  
Justin Sarratt  
Graham Stoneburner  
Matt Vaughn  
Adam Ward  
2008 William Bond  
Mike Freeman  
Doug Hogan  
Alex Lee  
Clinton McKinney  
Justin Sarratt  
Jeff Schaus  
Graham Stoneburner  
Josh Thrailkill  
Matt Vaughn  
Adam Ward  
2009 Kevin Brady  
Mike Freeman  
David Haselden  
Ryan Hinson  
Will Lamb  
Clinton McKinney  
Brad Miller  
Richard Mounce

Phil Pohl  
Justin Sarratt  
Jason Stolz  
Graham Stoneburner  
Josh Thrailkill  
Matt Vaughn  
Adam Ward  
2009 Scott Weismann  
Wilson Boyd  
Kevin Brady  
Kevin Caughman  
Marcus Curry  
Mike Freeman  
David Haselden  
Spencer Kieboom  
Brad Miller  
John Nester  
Phil Pohl  
Justin Sarratt  
Richie Shaffer  
Jason Stolz  
2011 Clay Bates  
Kevin Brady  
Matt Campbell  
Kevin Caughman  
Scott Firth  
John Hinson  
Spencer Kieboom  
Jonathan Meyer  
Brad Miller  
Phil Pohl  
Kevin Pohl  
Justin Sarratt  
Richie Shaffer  
Jason Stolz  
2012 Patrick Andrews  
Kyle Bailey  
Clay Bates  
Jay Baum  
Kevin Brady  
Thomas Brittle  
Matt Campbell  
Kevin Caughman  
Scott Firth  
Brock Goodling  
Mike Kent  
Spencer Kieboom  
Dominic Leone  
Jonathan Meyer  
Phil Pohl  
Jason Stolz  
2013 Patrick Andrews  
Kyle Bailey  
Clay Bates  
Jay Baum  
Garrett Boulware  
Thomas Brittle  
Matt Campbell  
Andrew Cox  
Matthew Crownover  
Steven Duggar  
Daniel Gossett  
Brody Koerner  
Jonathan Meyer  
John Mulkey  
Kevin Pohl  
Tyler Slaton  
Steve Wilkerson  
2014 Patrick Andrews  
Glenn Batson  
Matt Campbell  
Andrew Cox  
Matthew Crownover  
Steven Duggar  
Daniel Gossett  
Phil Pohl  
Brody Koerner  
Tyler Krieger

Kevin Pohl  
Eli White  
Steve Wilkerson

## FIVE-TIME MEMBERS

Josh Cribb 2002-06  
Justin Sarratt 2007-11

## FOUR-TIME MEMBERS

Randy Quintrell 1974-77  
Paul Galloway 1993-96  
Eric DeMoura 1994-97  
Derek Borgert 1996-99  
Ryan Hub 2001-04  
Gene Pierce 2002-05  
Matt Vaughn 2006-09  
Kevin Brady 2009-12  
Phil Pohl 2009-12  
Jason Stolz 2009-12  
Matt Campbell 2011-14

## THREE-TIME MEMBERS

Bill Bonekat 1967-69  
Billy Trapp 1977,79,80  
Jeff Gilbert 1981-83  
George Stone 1984-86  
Tim Parker 1987,88,90  
Fred Daniels 1990-92  
Jeff Morris 1991-93  
Andy Taulbee 1992-94  
Justin Singleton 1998-00  
Khalil Greene 2000-02  
B.J. LaMura 2000-02  
Paul Harrelson 2000,02,03  
Steven Jackson 2001-03  
Herman Demmink 2003,04,06  
Stephen Faris 2004-06  
Doug Hogan 2004,06,08  
Brad Chalk 2005-07  
Chris Fidrych 2005-07  
Taylor Harbin 2005-07  
William Bond 2006-08  
Graham Stoneburner 2007-09  
Adam Ward 2007-09  
Mike Freeman 2008-10  
Brad Miller 2009-11  
Kevin Caughman 2010-12  
Spencer Kieboom 2010-12  
Clay Bates 2011-13  
Jonathan Meyer 2011-13  
Kevin Pohl 2011,13,14  
Patrick Andrews 2012-14

## FIRST-TEAM ALL-ACC & ACC ACADEMIC HONOR ROLL

Elmo Lam 1963  
Jack McCall 1966  
Chuck Porter 1976  
Neil Simons 1980  
Mike Mahoney 1981  
Jeff Gilbert 1982  
Randy Mazey 1987  
Bill Spiers 1987  
Brian Kowitz 1990  
Scott Winchester 1995  
Matthew LeCroy 1997  
Jeff Baker 2001  
Khalil Greene 2001,02  
Michael Johnson 2002  
Taylor Harbin 2005  
Kris Harvey 2005  
Josh Cribb 2006  
Brad Miller 2011  
Richie Shaffer 2011  
Phil Pohl 2012  
Daniel Gossett 2014

## ALL-ACC ACADEMIC SELECTIONS

2006 Brad Chalk  
Sean Clark  
Josh Cribb  
Herman Demmink  
Ben Hall  
Taylor Harbin  
David Kopp  
2007 Alex Lee  
Daniel Moskos  
Matt Vaughn  
2008 Mike Freeman  
Alex Lee  
Justin Sarratt  
Graham Stoneburner  
2009 Mike Freeman  
Jason Stolz  
Graham Stoneburner  
Matt Vaughn  
2010 Kevin Brady  
Mike Freeman  
David Haselden  
Brad Miller  
Richie Shaffer  
2011 Kevin Brady  
Matt Campbell  
Scott Firth  
David Haselden  
Spencer Kieboom  
Brad Miller  
Phil Pohl  
2012 Kevin Brady  
Thomas Brittle  
Scott Firth  
Spencer Kieboom  
Jonathan Meyer  
Phil Pohl  
Jason Stolz  
2013 Graham Stoneburner  
Matt Campbell  
Matthew Crownover  
Steven Duggar  
Jonathan Meyer  
2014 Matt Campbell  
Matthew Crownover  
Steven Duggar  
Tyler Krieger

# TOP-25 NCAA STAT RANKINGS


Year	Team/Player	Category	Figure	Rk	Team/Player	Category	Figure	Rk	Team/Player	Category	Figure	Rk
1958	Harold Stowe	Appearances	21	1	David Caldwell	3B/Game	0.16	12	Scott Winchester	Saves	10	13
	Harold Stowe	Innings Pitched	126.2	1	1977 Clemson	Fielding %	.967	9	Keith Williams	RBI/Game	1.22	21
	Harold Stowe	Strikeouts	126	1	Clemson	R/Game	7.8	13	1994 Clemson	Wins	57	1
	Harold Stowe	Wins	14	1	Brian Snyder	ERA	1.19	2	Clemson	Winning %	.760	5
1959	Clemson	ERA	2.47	9	Ron Musselman	Wins	12	6	Clemson	ERA	3.46	21
	Harold Stowe	Appearances	19	2	Bill Foley	HR/Game	0.27	15	Shane Monahan	Hits	137	1
	Harold Stowe	K/9 IP	10.8	12	1979 Clemson	R/Game	8.3	10	Shane Monahan	Runs	97	1
1960	Clemson	Batting Average	.290	24	1980 Tim Teufel	RBI/Game	1.43	11	Andy Taulbee	Wins	12	14
	Dave Lynn	HR/Game	0.36	5	1981 Greg Guin	2B/Game	0.37	14	Shane Monahan	R/Game	1.29	15
	Dave Lynn	Slugging %	.708	15	1982 Clemson	2B/Game	2.19	4	Shane Monahan	Batting Average	.415	21
1962	Clemson	HR/Game	1.6	1	1983 Clemson	ERA	3.48	13	1995 Clemson	Wins	54	2
	Clemson	Slugging %	.508	3	1984 Clemson	ERA	2.99	6	Clemson	Winning %	.794	3
	Clemson	Batting Average	.313	4	1985 Clemson	2B/Game	1.96	7	Clemson	ERA	3.14	6
	Clemson	Fielding %	.957	9	1986 Clemson	DP/Game	1.11	8	Clemson	DP/Game	1.16	7
	Johnny Jones	Slugging %	.732	8	1987 Clemson	ERA	3.79	11	Clemson	R/Game	8.38	10
	Johnny Jones	Batting Average	.439	10	Bill Spiers	3B/Game	0.17	10	Clemson	Slugging %	.495	17
1963	Clemson	Batting Average	.282	25	1988 Clemson	2B/Game	2.35	8	Clemson	3B/Game	0.46	24
1964	Clemson	Fielding %	.954	20	Clemson	SB/Game	2.76	9	Billy Koch	K/9 IP	11.5	5
1965	Clemson	Batting Average	.290	14	1989 Clemson	ERA	3.23	13	Scott Winchester	Saves	14	6
	Rusty Adkins	Batting Average	.444	5	Brian Barnes	Strikeouts	208	1	David Miller	3B/Game	0.15	10
	Jack McCall	HR/Game	0.28	8	Brian Barnes	K/9 IP	12.8	2	Gary Burnham	2B/Game	0.41	23
	Jack McCall	Slugging %	.670	16	Brian Barnes	Wins	16	4	1996 Clemson	ERA	3.03	1
	Rusty Adkins	Slugging %	.659	21	John Pawlowski	ERA	1.96	19	Clemson	Wins	51	4
1966	Clemson	HR/Game	1.28	1	1990 Clemson	R/Game	7.94	13	Clemson	Winning %	.750	11
	Clemson	R/Game	9.1	1	Brian Kowitz	R/Game	1.32	2	Clemson	Fielding %	.965	27
	Clemson	Slugging %	.502	1	Eric Macrina	RBI/Game	1.30	6	Billy Koch	K/9 IP	12.3	3
	Clemson	Batting Average	.321	2	Eric Macrina	HR/Game	0.34	10	Kris Benson	Wins	14	T-4
	Clemson	Fielding %	.958	16	Joe DeBerry	RBI/Game	1.17	20	Kris Benson	ERA	2.02	5
	George Sutton	HR/Game	0.38	3	1991 Clemson	R/Game	9.97	1	Kris Benson	K/9 IP	11.8	5
	Jack McCall	2B/Game	0.41	4	Clemson	Winning %	.857	1	Ken Vining	K/9 IP	10.6	21
	George Sutton	RBI/Game	1.34	6	Clemson	Wins	60	1	1997 Clemson	HR/Game	1.48	25
	Rusty Adkins	3B/Game	0.21	10	Clemson	2B/Game	2.70	2	Kurt Bultmann	2B/Game	0.52	4
	Lawton Cowart	HR/Game	0.28	10	Clemson	HR/Game	1.59	2	Matthew LeCroy	HR/Game	0.38	25
	Lawton Cowart	RBI/Game	1.10	13	Clemson	Slugging %	.571	5	1998 Clemson	Winning %	.729	13
1967	Clemson	Fielding %	.962	8	Clemson	Batting Average	.341	7	Clemson	Fielding %	.965	20
	Clemson	ERA	2.16	22	Clemson	3B/Game	0.47	22	Clemson	ERA	4.27	21
	Bill Parmer	ERA	1.14	13	Jason Angel	Wins	14	4	Scott Clackum	Saves	9	T-14
	Bill Parmer	Wins	9	18	Eric Macrina	HR/Game	0.35	16	1999 Clemson	2B/Game	2.45	15
1971	Rusty Gerhardt	Wins	11	12	Billy McMillon	2B/Game	0.40	21	Clemson	R/Game	8.87	17
1975	Clemson	ERA	2.47	14	Jason Angel	ERA	2.33	24	Clemson	DP/Game	1.09	23
	Clemson	Fielding %	.961	17	1992 Clemson	ERA	2.86	5	Jason Harris	BB/Game	0.93	T-24
	Denny Walling	RBI/Game	1.58	1	Clemson	Winning %	.781	5	Henri Stanley	BB/Game	0.93	T-24
	Denny Walling	Slugging %	.807	2	Clemson	SB/Game	2.05	23	2000 Clemson	Winning %	.739	9
	Denny Walling	HR/Game	0.34	4	Paxton Briley	ERA	1.69	5	Clemson	Fielding %	.969	13
	Denny Walling	Batting Average	.421	10	Kevin Northrup	SB/Game	0.73	10	Clemson	ERA	3.99	19
1976	Clemson	Fielding %	.967	8	1993 Clemson	2B/Game	2.20	13	Clemson	3B/Game	0.41	21
	Chuck Porter	Wins	12	9	Clemson	3B/Game	0.45	21	Nick Glaser	Saves	15	T-6
					Chad Phillips	Wins	12	9	Ryan Riley	3B/Game	0.13	T-11



THE 1991 TIGERS LED THE NATION IN RUNS PER GAME (9.97), WINNING PERCENTAGE (85.7) AND WINS (60).

# TOP-25 NCAA STAT RANKINGS

	Casey Stone	K/AB	1/18.1	18
2001	Clemson	HR/Game	1.35	16
	Clemson	Fielding %	.968	19
	Casey Stone	K/AB	1/27.4	2
	Jeff Baker	HR/Game	0.38	T-7
	Steve Reba	Winning %	.800	19
	Jeff Baker	RBI/Game	1.25	T-25
2002	Clemson	Winning %	.761	9
	Clemson	Fielding %	.971	9
	Clemson	HR/Game	1.58	11
	Clemson	Slugging %	.533	12
	Clemson	Batting Average	.324	21
	Clemson	R/Game	8.2	22
	Clemson	DP/Game	1.10	24
	Khalil Greene	Slugging %	.877	2
	Khalil Greene	Batting Average	.470	3
	Matt Henrie	Wins	13	T-4
	Steve Reba	Wins	13	T-4
	Khalil Greene	2B/Game	0.46	7
	Khalil Greene	R/Game	1.31	9
	Khalil Greene	HR/Game	0.38	11
	Jeff Baker	HR/Game	0.37	15
	Michael Johnson	HR/Game	0.35	20
	Khalil Greene	RBI/Game	1.28	22
	Jeff Baker	RBI/Game	1.28	23
	Michael Johnson	Slugging %	.749	24
2003	Clemson	DP/Game	1.11	7
	Michael Johnson	BB/Game	63	2
2004	Clemson	2B/Game	2.29	T-17
	Patrick Hogan	Saves	10	T-21
2005	Clemson	HR/Game	1.15	22
	Kris Harvey	HR/Game	0.38	6
	Taylor Harbin	2B/Game	0.42	13
	Brad Chalk	SH/Game	0.23	24
2006	Clemson	Winning %	.768	4
	Clemson	ERA	3.26	6
	Clemson	K/9 IP	8.0	17
	Clemson	HR/Game	1.16	19
	Clemson	Fielding %	.972	22
	Brad Chalk	SH/Game	0.31	6
	Andy D'Alessio	HR/Game	0.33	T-16
	Andy D'Alessio	RBI/Game	1.23	21
2007	Clemson	K/9 IP	8.3	12
	Clemson	ERA	3.73	25
	Andy D'Alessio	Home Runs	17	T-23
2008	Matt Vaughn	Saves	11	T-18
	D.J. Mitchell	Strikeouts	106	T-22
2009	Clemson	ERA	3.68	5




KHALIL GREENE WAS SECOND IN THE NATION IN SLUGGING PERCENTAGE (.877) AND THIRD IN BATTING AVERAGE (.470) IN 2002.

Clemson	Double Plays	69	T-7
Clemson	Walks	312	9
Clemson	H/9 IP	8.62	11
Clemson	K/9 IP	8.30	25
Brad Miller	Walks	53	T-11
Ben Paulsen	Hits	95	T-22

2010	Clemson	Double Plays	81	2
	Clemson	Walks	375	3
	Clemson	Runs	600	5
	Clemson	Sacrifice Flies	42	T-5
	Clemson	DP/Game	1.16	6
	Clemson	Hits	764	8
	Clemson	Home Runs	93	T-15
	Clemson	R/Game	8.6	19
	Clemson	Stolen Bases	106	T-25
	Jeff Schaus	RBI's	87	4
	Kyle Parker	Runs	85	5
	Kyle Parker	Walks	56	T-15
	Mike Freeman	Hits	99	T-19
	Kyle Parker	R/Game	1.27	22
	Brad Miller	Walks	50	T-23
	Mike Freeman	Sacrifice Flies	7	T-25
	Kyle Parker	Home Runs	20	T-25
2011	Clemson	Sacrifice Flies	46	2
	Clemson	Hits	687	5
	Clemson	Batting Average	.318	6
	Clemson	Walks	304	6
	Clemson	Runs	449	11
	Clemson	Slugging %	.460	14
	Clemson	Stolen Bases	106	T-14
	Clemson	R/Game	7.1	15
	Clemson	H/9 IP	8.00	23
	Clemson	SB/Game	1.68	25
	Clemson	Doubles	127	T-25
	Brad Miller	On-Base %	.498	16
	Brad Miller	Batting Average	.395	25
	Spencer Kieboom	Sacrifice Flies	7	T-25
2012	Clemson	Double Plays	62	T-12
	Clemson	Walks	270	17
	Clemson	DP/Game	0.98	23
	Richie Shaffer	Walks	63	T-3
	Richie Shaffer	BB/Game	1.00	6
	Thomas Brittle	Triples	8	T-10
	Thomas Brittle	3B/Game	0.14	16
2013	Clemson	Stolen Bases	111	16
	Clemson	SB/Game	1.79	25
2014	Clemson	K/9 IP	8.15	11
	Clemson	Doubles	116	T-18
	Clemson	Stolen Bases	89	T-20
	Clemson	Sacrifice Flies	32	T-23
	Garrett Boulware	Sacrifice Flies	8	T-10
	Daniel Gossett	Strikeouts	107	22

Note: **Bold** denotes led the nation.



RICHIE SHAFFER TIED FOR THIRD IN THE NATION IN WALKS (63) IN 2012.

# HIGHEST SCORING INNINGS

## CLEMSON • OVERALL

Rk	Date	Opponent	Inning	Runs
1.	3-21-1998	Maryland	3	19
2.	4-7-1979	at NC State	9	18
3.	4-23-1999	Georgia Tech	4	16
4.	3-14-1998	Maine <sup>(2)</sup>	6	14
5.	3-30-1954	Washington & Lee	3	13
6.	4-2-1952	Davidson	4	12
	3-31-1974	Duke	4	12
	3-20-1978	Duke	5	12
	3-10-1987	Marshall	1	12
	2-28-1998	North Carolina-Wilmington	3	12
	3-14-1998	Maine <sup>(1)</sup>	5	12
	3-26-2002	Coastal Carolina	5	12
	6-02-2002	East Carolina	6	12
	4-10-2005	Duke	8	12

## CLEMSON • INNING 1

Rk	Date	Opponent	Runs
1.	3-10-1987	Marshall	12
2.	3-27-1986	Maryland	11
3.	4-18-1961	South Carolina	10
	4-8-1970	at Belmont Abbey	10
	3-30-2002	Maryland	10

## CLEMSON • INNING 2

Rk	Date	Opponent	Runs
1.	5-3-2004	Florida State	11
2.	5-22-1980	East Tennessee State	10

## CLEMSON • INNING 3

Rk	Date	Opponent	Runs
1.	3-21-1998	Maryland	19
2.	3-30-1954	Washington & Lee	13
3.	2-28-1998	North Carolina-Wilmington	12
4.	4-7-1999	Western Carolina	11

## CLEMSON • INNING 4

Rk	Date	Opponent	Runs
1.	4-23-1999	Georgia Tech	16
2.	4-2-1952	Davidson	12
	3-31-1974	Duke	12
4.	5-19-2005	Miami (Fla.)	11
5.	5-3-1941	Newberry	10
	5-15-2007	College of Charleston	10

## CLEMSON • INNING 5

Rk	Date	Opponent	Runs
1.	3-20-1978	at Duke	12
	3-14-1998	Maine <sup>(1)</sup>	12
	3-26-2002	Coastal Carolina	12
4.	3-6-1998	Stetson	11
5.	3-28-1969	Buffalo	10
	4-20-1984	Maryland*	10
	4-10-1989	Western Carolina	10
	3-24-1996	Maryland	10
	3-18-1997	Coastal Carolina	10
	2-26-2000	James Madison	10
	5-15-2010	at Wake Forest	10

\* - Durham, N.C.

## CLEMSON • INNING 6

Rk	Date	Opponent	Runs
1.	3-14-1998	Maine <sup>(2)</sup>	14
2.	6-2-2002	East Carolina	12
3.	3-2-1991	at Nevada-Las Vegas	11
4.	4-17-1971	Florida State	10
	4-14-1990	NC State	10

## CLEMSON • INNING 7


Rk	Date	Opponent	Runs
1.	4-17-1951	Furman	11
	4-2-1958	The Citadel	11
	4-18-2000	Elon	11
4.	3-19-1974	at Florida	10
	5-13-1982	at Georgia Southern	10

## CLEMSON • INNING 8

Rk	Date	Opponent	Runs
1.	4-10-2005	Duke	12
2.	4-1-1950	at Presbyterian College	11
	3-3-1975	West Virginia	11
4.	2-27-1980	Georgia	10
	4-23-2002	Furman	10

## CLEMSON • INNING 9

Rk	Date	Opponent	Runs
1.	4-7-1979	at NC State	18
2.	4-14-1995	at NC State	11



KRIS HARVEY HOMERED AND SINGLED IN CLEMSON'S 11-RUN FOURTH INNING AGAINST MIAMI (FLA.) AT DOUG KINGSMORE STADIUM ON MAY 19, 2005.

## OPPONENT • OVERALL

Rk	Date	Opponent	Inning	Runs
1.	4-28-1930	at South Carolina	7	13
2.	4-10-1993	at NC State	1	12
	4-23-1997	at South Carolina	5	12
4.	4-5-1997	at Florida State	6	11
5.	4-11-1929	Michigan	6	10
	3-31-1949	Duke	5	10
	3-20-1976	at Georgia Southern	8	10
	4-8-1981	at Georgia	5	10
	5-14-1994	at Georgia Tech	5	10
	5-28-1999	Missouri State*	5	10
	4-27-2013	Georgia Tech	5	10

\* - Fayetteville, Ark.

## OPPONENT • INNING 1

Rk	Date	Opponent	Runs
1.	4-10-1993	at NC State	12
2.	3-24-1950	Michigan State	8
	4-17-1985	Maryland*	8

\* - Atlanta, Ga.

## OPPONENT • INNING 2

Rk	Date	Opponent	Runs
1.	4-7-1937	at Erskine	9
2.	5-13-1950	The Citadel	8
	6-15-1958	Holy Cross*	8
	3-12-1972	at Florida State	8

\* - Omaha, Neb.

## OPPONENT • INNING 3

Rk	Date	Opponent	Runs
1.	4-18-1949	Wofford	9
	4-24-1977	Wake Forest	9
3.	4-12-1955	Maryland	8
	5-4-1962	at Wake Forest	8
	4-12-1990	at South Carolina	8
	4-19-1997	at NC State	8

## OPPONENT • INNING 4

Rk	Date	Opponent	Runs
1.	5-7-1969	at Davidson	9
2.	3-27-1954	Ohio State*	8
	2-2-1986	at Georgia Southern	8
	5-14-2010	at Wake Forest	8
	3-23-2013	Duke <sup>(2)</sup>	8

\* - Winter Park, Fla.

## OPPONENT • INNING 5

Rk	Date	Opponent	Runs
1.	4-23-1997	at South Carolina	12
2.	3-31-1949	at Duke	10
	4-8-1981	at Georgia	10
	5-14-1994	at Georgia Tech	10
	5-28-1999	Missouri State*	10
	4-27-2013	Georgia Tech	10

\* - Fayetteville, Ark.

## OPPONENT • INNING 6

Rk	Date	Opponent	Runs
1.	4-5-1997	at Florida State	11
2.	4-11-1929	Michigan	10
3.	4-7-1952	Wake Forest	9
	3-18-2006	at Virginia	9
5.	3-28-1985	at Virginia	8
	4-29-2005	Georgia Tech	8

## OPPONENT • INNING 7

Rk	Date	Opponent	Runs
1.	4-28-1930	at South Carolina	13
2.	4-12-1955	Maryland	8
	3-28-1966	Ohio	8
	3-19-1976	at Jacksonville	8
	4-29-1983	at Western Carolina	8
	4-24-1985	at Georgia	8
	6-2-2001	at Miami (Fla.)	8

## OPPONENT • INNING 8

Rk	Date	Opponent	Runs
1.	3-20-1976	at Georgia Southern	10
2.	4-4-1949	Georgia	9
	5-8-1995	at Georgia Southern	9
4.	5-23-1966	at Florida State	8
	4-9-1969	at Georgia	8
	3-25-1997	at Western Carolina	8
	3-5-1999	Liberty	8
	4-16-2006	at Georgia Tech	8
	4-5-2008	at Miami (Fla.)	8

## OPPONENT • INNING 9

Rk	Date	Opponent	Runs
1.	4-19-1949	Presbyterian College	9

Note: **Bold** denotes a Clemson home game.



# WEEKLY RANKINGS

## 1987

Date	BA	CB
Pre	---	---
2-16	14	---
2-23	13	---
3-2	13	---
3-9	13	20
3-16	10	8
3-23	10	7
3-30	8	8
4-6	8	10
4-13	9	6
4-20	9	7
4-27	11	12
5-4	9	11
5-11	9	9
5-18	10	13
5-26	10	10
Final	10	10

## 1988

Date	BA	CB
Pre	---	---
2-21	---	---
3-1	---	---
3-8	23	17
3-15	19	9
3-22	20	17
3-29	20	20
4-5	16	17
4-12	12	13
4-19	12	10
4-26	11	7
5-3	11	6
5-10	10	7
5-17	14	13
5-24	14	8
Final	15	21

## 1989

Date	BA	CB
Pre	---	---
2-13	14	16
2-20	13	16
2-27	15	21
3-6	13	19
3-13	14	14
3-20	13	14
3-27	14	11
4-3	11	10
4-10	8	7
4-17	12	9
4-24	16	15
5-1	18	---
5-8	18	24
5-15	25	---
5-22	19	16
Final	14	14

## 1990

Date	BA	CB
Pre	20	20
2-13	20	18
2-20	20	18
2-27	18	16
3-6	18	16
3-13	18	14
3-20	17	12
3-27	25	19
4-3	---	---
4-10	---	---
4-17	---	---
4-24	---	---
5-1	22	18
5-8	---	23
5-15	---	23
5-22	---	---
5-29	---	---
Final	---	---

## 1991

Date	BA	CB
Pre	---	22
2-12	---	22
2-19	---	22
2-26	---	22
3-5	18	22
3-12	16	23
3-19	15	14

3-26	14	16
4-2	13	13
4-9	11	10
4-16	11	11
4-23	6	8
4-30	5	6
5-6	5	5
5-13	4	5
5-20	4	4
5-27	4	3
Final	4	8

## 1992

Date	BA	CB
Pre	18	24
2-17	18	24
2-24	16	22
3-2	14	18
3-9	10	9
3-16	10	6
3-23	8	7
3-30	5	4
4-7	4	3
4-14	3	2
4-21	3	2
4-28	4	3
5-5	4	4
5-12	4	3
5-19	5	6
5-26	7	10
Final	7	10

## 1993

Date	BA	CB	USA
Pre	19	21	20
2-8	20	21	20
2-22	22	---	22
3-1	20	25	22
3-8	24	---	18
3-15	24	---	16
3-22	---	---	19
3-29	---	---	22
4-5	---	---	18
4-12	---	---	16
4-19	---	---	17
4-26	---	---	22
5-3	---	---	19
5-10	22	---	15
5-17	22	25	12
5-24	16	22	11
Final	17	17	16

## 1994

Date	BA	CB	USA
2-14	---	25	NP
2-21	---	17	NP
2-28	---	22	NP
3-7	---	15	NP
3-14	---	7	NP
3-21	---	7	NP
3-28	15	14	7
4-4	13	12	7
4-11	8	7	5
4-18	8	6	4
4-25	9	4	5
5-2	6	1	2
5-9	3	1	1
5-16	1	1	1
5-23	1	1	1
5-31	4	9	NP
Final	4	9	9

## 1995

Date	BA	CB	USA
Pre	5	4	5
2-13	5	4	5
2-20	9	8	7
2-27	8	8	7
3-6	6	6	4
3-13	4	5	4
3-20	2	2	2
3-27	1	1	1
4-3	3	3	4
4-10	2	2	3
4-17	2	2	2
4-24	5	4	6
5-1	3	4	3
5-8	3	4	3
5-15	5	7	5

5-22	4	5	6
5-29	4	4	5
Final	8	8	8

## 1996

Date	BA	CB	USA
Pre	7	21	8
2-13	7	21	NP
2-20	11	22	19
2-27	10	18	15
3-5	5	9	8
3-12	5	5	6
3-19	6	10	9
3-26	7	9	7
4-2	9	9	8
4-9	9	9	7
4-16	4	8	4
4-23	7	12	8
4-30	11	16	9
5-7	6	10	8
5-14	5	8	5
5-21	8	10	9
5-27	5	7	NP
Final	5	4	4

## 1997

Date	BA	CB	USA
Pre	22	17	18
2-10	22	17	NP
2-17	22	17	13
2-24	19	10	11
3-3	21	12	13
3-10	13	12	12
3-17	11	10	10
3-24	16	15	13
3-31	17	18	13
4-7	---	25	15
4-14	---	---	17
4-21	---	---	22
4-28	---	---	23
5-5	---	---	21
5-12	---	---	20
5-19	---	25	22
5-26	---	---	NP
Final	---	---	24

## 1998

Date	BA	CB	USA
Pre	---	16	22
2-9	23	16	NP
2-16	23	16	16
2-23	21	14	13
3-2	16	10	10
3-9	12	5	7
3-16	10	5	6
3-23	8	4	4
3-30	7	5	4
4-6	7	5	3
4-13	9	8	7
4-20	8	7	4
4-27	7	7	3
5-4	8	10	5
5-11	13	18	9
5-18	18	18	14
5-25	21	23	NP
Final	21	23	19

## 1999

Date	BA	CB	USA
Pre	14	20	16
2-8	14	22	NP
2-15	11	20	13
2-22	12	20	14
3-1	19	---	22
3-8	---	---	---
3-15	---	---	---
3-22	---	---	---
3-29	---	---	---
4-5	---	---	---
4-12	---	---	---
4-19	---	---	---
4-26	---	23	---
5-3	---	23	---
5-10	---	19	---
5-17	---	19	---
5-24	24	16	---
5-31	17	12	NP
6-7	17	13	NP
Final	17	13	14

## 2000

Date	BA	CB	USA
Pre	24	11	15
2-7	19	NP	NP
2-14	19	11	18
2-21	17	9	13
2-28	15	8	12
3-6	16	8	10
3-13	10	4	7
3-20	7	1	5
3-27	4	1	4
4-3	9	8	7
4-10	7	6	6
4-17	9	7	6
4-24	7	7	5
5-1	8	9	8
5-8	6	8	6
5-15	7	6	7
5-22	9	8	8
5-29	7	5	NP
6-5	3	3	NP
Final	7	6	5

## 2001

Date	BA	CB	USA
Pre	10	5	5
2-5	10	5	NP
2-12	13	5	8
2-19	14	10	10
2-26	14	13	13
3-5	14	13	15
3-12	14	10	14
3-19	14	10	11
3-26	13	14	12
4-2	11	8	12
4-9	17	17	18
4-16	12	13	18
4-23	12	12	15
4-30	17	14	16
5-7	17	13	16
5-14	15	13	17
5-21	19	14	20
5-28	17	12	NP
6-4	17	13	NP
Final	17	13	14

## 2002

Date	BA	CB	USA
Pre	2	6	5
2-11	2	4	4
2-18	3	4	4
2-25	2	3	3
3-4	2	3	3
3-11	2	2	2
3-18	2	2	2
3-25	2	1	1
4-1	1	1	1
4-8	1	1	1
4-15	1	1	1
4-22	1	1	1
4-29	1	1	1
5-6	1	1	1
5-13	1	1	1
5-20	6	6	5

## 2003

Date	BA	CB	USA
Pre	19	18	15
2-3	NP	18	NP
2-10	19	18	14
2-17	18	17	12
2-24	19	19	18
3-3	19	19	18
3-10	19	19	18
3-17	17	14	16
3-24	14	10	13
3-31	20	15	17
4-7	18	13	14
4-14	19	15	15
4-21	---	23	20
4-28	20	16	14
5-5	20	15	14
5-12	---	---	19
5-19	24	21	17
5-26	---	---	21
6-2	---	---	NP
6-9	---	---	NP
Final	---	---	---

## 2004

Date	BA	CB	USA
Pre	11	17	13
2-9	11	17	14
2-16	11	17	14
2-23	11	17	11
3-1	18	---	25
3-8	25	---	---
3-15	---	---	---
3-22	---	---	---
3-29	---	---	---
4-5	---	23	---
4-12	---	---	---
4-19	---	17	---
4-26	22	11	25
5-3	---	13	---
5-10	---	20	---
5-17	---	---	---
5-24	---	22	---
5-31	---	22	---
6-7	---	---	NP
6-14	---	---	NP
Final	---	---	---

## 2005

# ACC TOURNAMENT RESULTS

Year	Site	W-L	Score	Opponent
1973	Chapel Hill, N.C.	W	10-6	Wake Forest
	Chapel Hill, N.C.	W	3-1	Virginia
	Chapel Hill, N.C.	L	4-8	NC State
	Chapel Hill, N.C.	L <sup>(10)</sup>	2-3	NC State
1974	Raleigh, N.C.	W	6-4	North Carolina
	Raleigh, N.C.	L	2-3	Virginia
	Raleigh, N.C.	W	9-6	Virginia
	Raleigh, N.C.	W	12-5	NC State
	Raleigh, N.C.	L	6-8	NC State
1975	Chapel Hill, N.C.	L	2-7	North Carolina
	Chapel Hill, N.C.	W	15-1	Wake Forest
	Chapel Hill, N.C.	W	7-6	North Carolina
	Chapel Hill, N.C.	L	2-3	NC State
1976	Clemson, S.C.	W	2-0	Wake Forest
	Clemson, S.C.	W	2-1	Maryland
	Clemson, S.C.	W	3-2	Maryland
1977	Clemson, S.C.	W	10-3	NC State
	Clemson, S.C.	L	4-5	Wake Forest
	Clemson, S.C.	W	14-6	NC State
	Clemson, S.C.	L	9-22	Wake Forest
1978	Clemson, S.C.	W	12-1	NC State
	Clemson, S.C.	W	13-0	Duke
	Clemson, S.C.	W	7-2	Wake Forest
1980	Raleigh, N.C.	W	4-0	Wake Forest
	Raleigh, N.C.	W	9-4	Maryland
	Raleigh, N.C.	W	5-4	NC State
	Raleigh, N.C.	W	12-3	North Carolina
1981	Chapel Hill, N.C.	W <sup>(10)</sup>	7-6	Georgia Tech
	Chapel Hill, N.C.	L	0-1	Duke
	Chapel Hill, N.C.	W <sup>(10)</sup>	6-5	Wake Forest
	Chapel Hill, N.C.	W	7-4	North Carolina
	Chapel Hill, N.C.	W	9-2	Duke
	Chapel Hill, N.C.	W	7-5	North Carolina
1982	Chapel Hill, N.C.	W	10-9	Duke
	Chapel Hill, N.C.	W	16-2	Georgia Tech
	Chapel Hill, N.C.	L	4-6	Virginia
	Chapel Hill, N.C.	L	0-3	North Carolina
1983	Chapel Hill, N.C.	W	12-5	Virginia
	Chapel Hill, N.C.	W	8-1	NC State
	Chapel Hill, N.C.	L	5-6	North Carolina
	Chapel Hill, N.C.	W	14-7	Duke
	Chapel Hill, N.C.	W	5-2	North Carolina
	Chapel Hill, N.C.	L	1-10	North Carolina
1984	Durham, N.C.	L	5-8	Duke
	Durham, N.C.	W	7-6	Virginia
	Durham, N.C.	W	12-1	Maryland
	Durham, N.C.	L	6-7	North Carolina
1985	Atlanta, Ga.	W	17-12	Maryland
	Atlanta, Ga.	W	3-2	North Carolina
	Atlanta, Ga.	L	9-12	Georgia Tech
	Atlanta, Ga.	W	10-8	Virginia

	Atlanta, Ga.	L	5-7	Georgia Tech
1986	Durham, N.C.	W <sup>(14)</sup>	6-5	Wake Forest
	Durham, N.C.	L	5-16	Georgia Tech
	Durham, N.C.	W <sup>(10)</sup>	7-2	Maryland
	Durham, N.C.	L	4-6	NC State
1987	Greenville, S.C.	W	11-4	Wake Forest
	Greenville, S.C.	W	9-4	North Carolina
	Greenville, S.C.	W	8-0	NC State
	Greenville, S.C.	L	1-7	Georgia Tech
1988	Greenville, S.C.	L	7-11	NC State
	Greenville, S.C.	W	9-1	Duke
	Greenville, S.C.	L	0-1	North Carolina
	Greenville, S.C.	W	9-0	Maryland
1989	Greenville, S.C.	W	5-4	North Carolina
	Greenville, S.C.	L	6-7	North Carolina
	Greenville, S.C.	W	8-0	Maryland
	Greenville, S.C.	W	9-3	Georgia Tech
1990	Greenville, S.C.	W	5-4	North Carolina
	Greenville, S.C.	W	9-2	NC State
	Greenville, S.C.	W	12-4	North Carolina
	Greenville, S.C.	W	13-3	Duke
1991	Greenville, S.C.	W	7-3	Virginia
	Greenville, S.C.	L	1-3	North Carolina
	Greenville, S.C.	L	5-6	NC State
	Greenville, S.C.	W	13-1	Maryland
1992	Greenville, S.C.	W	7-2	Wake Forest
	Greenville, S.C.	W	6-5	Georgia Tech
	Greenville, S.C.	W <sup>(11)</sup>	7-4	Virginia
	Greenville, S.C.	W	24-8	Georgia Tech
1993	Greenville, S.C.	W <sup>(10)</sup>	3-2	Virginia
	Greenville, S.C.	W	5-2	Florida State
	Greenville, S.C.	L	1-11	NC State
	Greenville, S.C.	W	5-4	Georgia Tech
1994	Greenville, S.C.	W	11-0	Florida State
	Greenville, S.C.	L	3-7	NC State
	Greenville, S.C.	W	4-2	Duke
	Greenville, S.C.	W	6-1	Florida State
1995	Greenville, S.C.	W	9-8	Georgia Tech
	Greenville, S.C.	W	7-4	North Carolina
	Greenville, S.C.	L	5-7	Florida State
	Greenville, S.C.	W	11-7	NC State
1996	Greenville, S.C.	W	7-1	Maryland
	Greenville, S.C.	W	17-5	NC State
	Greenville, S.C.	W	9-6	Georgia Tech
	Greenville, S.C.	L	4-10	Florida State
1997	Greenville, S.C.	W	4-1	Florida State
	Greenville, S.C.	W	10-0	Maryland
	Greenville, S.C.	W	6-4	North Carolina
	Greenville, S.C.	W	11-0	Florida State
1998	Greenville, S.C.	W	16-7	NC State
	Greenville, S.C.	L	2-12	Florida State
	Greenville, S.C.	L	2-8	Florida State

## RECORDS BY SITE & OPPONENT

Site	Years	W-L	Runs	Titles	Team	W-L	Runs
Atlanta, Ga.	1	3-2	44-41	0	Boston College	0-0	0-0
Clemson, S.C.	3	8-2	76-42	2	Duke	9-4	96-54
Chapel Hill, N.C.	5	17-9	168-111	1	Florida State	9-11	97-104
Durham, N.C.	8	10-16	133-158	0	Georgia Tech	16-11	208-163
Fort Mill, S.C.	2	4-4	55-49	0	Maryland	12-0	104-30
Greensboro, N.C.	3	4-5	45-48	0	Miami (Fla.)	3-2	18-21
Greenville, S.C.	9	35-12	349-196	4	North Carolina	16-12	145-141
Durham, Fla.	4	9-6	89-73	1	NC State	18-12	221-160
Raleigh, N.C.	2	7-2	65-37	1	Virginia	10-8	102-87
St. Petersburg, Fla.	2	6-4	58-56	0	Virginia Tech	0-1	8-9
Salem, Va.	2	2-4	37-41	0	Wake Forest	12-5	120-83
<b>Totals</b>	<b>41</b>	<b>105-66</b>	<b>1119-852</b>	<b>9</b>	<b>Totals</b>	<b>105-66</b>	<b>1119-852</b>

1996	Chapel Hill, N.C.	W	6-1	Duke	2005	Jacksonville, Fla.	L	1-8	Virginia
	Chapel Hill, N.C.	W	6-1	Georgia Tech		Jacksonville, Fla.	W	9-1	Miami (Fla.)
	Durham, NC	L	2-4	Virginia		Jacksonville, Fla.	W	5-4	NC State
	Durham, NC	L	1-2	Florida State		Jacksonville, Fla.	L	4-5	Virginia
1997	St. Petersburg, Fla.	W	8-6	Wake Forest	2006	Jacksonville, Fla.	W <sup>(7)</sup>	13-1	Wake Forest
	St. Petersburg, Fla.	W	7-4	Georgia Tech		Jacksonville, Fla.	W	3-2	Georgia Tech
	St. Petersburg, Fla.	L	4-8	Florida State		Jacksonville, Fla.	L <sup>(10)</sup>	7-8	Georgia Tech
	St. Petersburg, Fla.	W <sup>(10)</sup>	11-6	NC State		Jacksonville, Fla.	W	16-11	Georgia Tech
	St. Petersburg, Fla.	L	0-10	Florida State		<b>Jacksonville, Fla.</b>	<b>W</b>	<b>8-4</b>	<b>NC State</b>
1998	Durham, N.C.	L	1-4	North Carolina	2007	Jacksonville, Fla.	W <sup>(13)</sup>	5-4	Miami (Fla.)
	Durham, N.C.	L	6-10	Georgia Tech		Jacksonville, Fla.	L	2-3	Wake Forest
1999	Durham, N.C.	W	7-6	NC State		Jacksonville, Fla.	W	5-1	Florida State
	Durham, N.C.	L	3-6	Wake Forest	2008	Jacksonville, Fla.	L	1-7	Miami (Fla.)
	Durham, N.C.	W	7-6	Maryland		Jacksonville, Fla.	L <sup>(7)</sup>	0-10	NC State
	Durham, N.C.	W	8-7	Florida State		Jacksonville, Fla.	W	10-4	Georgia Tech
	Durham, N.C.	L	5-9	Wake Forest	2009	Durham, N.C.	L	5-6	Virginia
2000	Fort Mill, S.C.	W	9-5	Virginia		Durham, N.C.	L	4-10	Duke
	Fort Mill, S.C.	W	8-4	Florida State		Durham, N.C.	W <sup>(11)</sup>	4-3	North Carolina
	Fort Mill, S.C.	L	8-9	Georgia Tech	2010	Greensboro, N.C.	L	8-13	NC State
	Fort Mill, S.C.	W	12-5	Virginia		Greensboro, N.C.	L	8-9	Virginia Tech
	Fort Mill, S.C.	L	4-8	Georgia Tech		Greensboro, N.C.	W	9-3	Georgia Tech
2001	Fort Mill, S.C.	L	3-7	Virginia	2011	Durham, N.C.	W	9-0	Georgia Tech
	Fort Mill, S.C.	W	7-6	North Carolina		Durham, N.C.	L	3-6	Florida State
	Fort Mill, S.C.	L	4-5	Florida State		Durham, N.C.	W	6-3	NC State
2002	St. Petersburg, Fla.	W	10-0	Georgia Tech	2012	Greensboro, N.C.	L	2-3	Virginia
	St. Petersburg, Fla.	L	4-9	Florida State		Greensboro, N.C.	W	9-7	Florida State
	St. Petersburg, Fla.	W	5-3	NC State		Greensboro, N.C.	L	1-5	Georgia Tech
	St. Petersburg, Fla.	W	8-6	Wake Forest	2013	Durham, N.C.	L	3-6	NC State
	St. Petersburg, Fla.	L	1-4	Florida State		Durham, N.C.	L <sup>(14)</sup>	7-12	North Carolina
2003	Salem, Va.	L	2-10	North Carolina		Durham, N.C.	L	0-7	Miami (Fla.)
	Salem, Va.	L	4-7	Duke	2014	Greensboro, N.C.	W	5-3	Duke
2004	Salem, Va.	W	7-6	North Carolina		Greensboro, N.C.	W	3-2	Miami (Fla.)
	Salem, Va.	L <sup>(13)</sup>	7-11	Georgia Tech		Greensboro, N.C.	L	0-3	Georgia Tech
	Salem, Va.	W	12-1	NC State	<b>Totals</b>		<b>105-66 (.614)</b>	<b>41</b>	<b>Tourneys</b>
	Salem, Va.	L	5-6	North Carolina	Note: Championship-clinching wins in <b>bold</b> .				



THE 2015 ACC TOURNAMENT RETURNS TO DURHAM (N.C.) BULLS ATHLETIC PARK, THE SAME STADIUM THAT HAS HOSTED THE TOURNAMENT SIX PREVIOUS TIMES.



# NCAA TOURNAMENT RESULTS

Year	Site	W-L	Score	Opponent
1947	Charlotte, N.C.	L	2-8	Alabama
	Charlotte, N.C.	W	8-3	Auburn
	Charlotte, N.C.	W	1-0	Alabama
	<b>Charlotte, N.C.</b>	<b>W</b>	<b>4-1</b>	<b>Alabama</b>
	New Haven, Conn.	L	3-7	Yale
1950	Kannapolis, N.C.	L	1-6	Alabama
	Kannapolis, N.C.	L	2-4	Kentucky
1958	Gastonia, N.C.	L	6-8	Florida
	Gastonia, N.C.	W	4-2	George Washington
	Gastonia, N.C.	W <sup>(10)</sup>	8-5	Florida State
	Gastonia, N.C.	W	15-14	Florida
	<b>Gastonia, N.C.</b>	<b>W</b>	<b>3-1</b>	<b>Florida</b>
	* Omaha, Neb.	W	3-1	Arizona
	* Omaha, Neb.	L	4-17	Holy Cross
	* Omaha, Neb.	L	3-5	Western Michigan
1959	Gastonia, N.C.	W	9-6	Georgia Tech
	Gastonia, N.C.	W	24-2	Florida State
	<b>Gastonia, N.C.</b>	<b>W</b>	<b>5-0</b>	<b>Florida State</b>
	* Omaha, Neb.	L <sup>(12)</sup>	2-3	Arizona
	* Omaha, Neb.	W	7-1	Colorado State
	* Omaha, Neb.	L	0-7	Penn State
1967	Gastonia, N.C.	L	3-5	Florida State
	Gastonia, N.C.	W	5-0	West Virginia
	Gastonia, N.C.	W	6-4	Florida State
	Gastonia, N.C.	W	3-2	Auburn
	Gastonia, N.C.	L <sup>(13)</sup>	5-6	Auburn
1975	Ypsilanti, Mich.	L	3-5	Eastern Michigan
	Ypsilanti, Mich.	L	4-5	Penn State
1976	Columbia, S.C.	W	13-2	Furman
	Columbia, S.C.	W	10-4	South Carolina
	<b>Columbia, S.C.</b>	<b>W</b>	<b>6-2</b>	<b>Furman</b>
	* Omaha, Neb.	W	9-4	Auburn
	* Omaha, Neb.	L <sup>(10)</sup>	2-3	Eastern Michigan
	* Omaha, Neb.	L	6-10	Arizona
1977	Coral Gables, Fla.	W	8-7	Mississippi
	Coral Gables, Fla.	W	7-2	Miami (Fla.)
	Coral Gables, Fla.	L	3-10	Miami (Fla.)
	<b>Coral Gables, Fla.</b>	<b>W</b>	<b>10-9</b>	<b>Miami (Fla.)</b>
	* Omaha, Neb.	L	7-10	Arizona State
	* Omaha, Neb.	W	13-4	Temple
	* Omaha, Neb.	L	0-1	Cal State Los Angeles
1978	Coral Gables, Fla.	W	8-5	Miami (Fla.)
	Coral Gables, Fla.	L	3-9	Marshall
	Coral Gables, Fla.	L	5-7	Miami (Fla.)
1979	Coral Gables, Fla.	W	8-4	Georgia Southern
	Coral Gables, Fla.	L	1-2	Miami (Fla.)
	Coral Gables, Fla.	W	2-0	Georgia Southern
	Coral Gables, Fla.	L	1-4	Miami (Fla.)
1980	Clemson, S.C.	W	22-4	East Tennessee State
	Clemson, S.C.	W	6-2	South Carolina
	<b>Clemson, S.C.</b>	<b>W</b>	<b>17-12</b>	<b>South Carolina</b>
	* Omaha, Neb.	L	5-13	Miami (Fla.)
	* Omaha, Neb.	L	4-6	California
1981	Clemson, S.C.	L	2-7	Wichita State
	Clemson, S.C.	L	1-2	East Tennessee State
1987	Huntsville, Ala.	W	8-0	West Virginia
	Huntsville, Ala.	W	6-3	Seton Hall
	Huntsville, Ala.	L	5-6	Arkansas
	Huntsville, Ala.	W	6-3	Auburn
	Huntsville, Ala.	L	2-4	Arkansas
1988	New Britain, Conn.	W <sup>(19)</sup>	3-2	Fordham
	New Britain, Conn.	L	1-6	Rutgers
	New Britain, Conn.	W	11-1	St. John's
	New Britain, Conn.	L	7-8	Kentucky
1989	Tallahassee, Fla.	W	6-2	Stetson
	Tallahassee, Fla.	L	7-14	Auburn
	Tallahassee, Fla.	W	13-5	Stetson
	Tallahassee, Fla.	W	11-1	Auburn
	Tallahassee, Fla.	L	1-8	Florida State
1990	Austin, Texas	L	6-9	Creighton
	Austin, Texas	W	8-5	Texas-Arlington
	Austin, Texas	L	3-4	Creighton
1991	Orono, Maine	W	13-5	Princeton
	Orono, Maine	W	8-3	Villanova
	Orono, Maine	W	10-9	Mississippi State
	<b>Orono, Maine</b>	<b>W</b>	<b>13-5</b>	<b>Maine</b>
	* Omaha, Neb.	L	4-8	Creighton
	* Omaha, Neb.	L	11-12	Long Beach State
1992	Starkville, Miss.	W	8-4	Yale
	Starkville, Miss.	L	5-6	UCLA
	Starkville, Miss.	L	6-7	Oklahoma
1993	Knoxville, Tenn.	W	7-3	Rutgers
	Knoxville, Tenn.	W	10-3	Fresno State
	Knoxville, Tenn.	L	4-11	Fresno State
	Knoxville, Tenn.	L	1-9	Kansas
1994	Clemson, S.C.	W	5-1	The Citadel
	Clemson, S.C.	L	1-8	Notre Dame
	Clemson, S.C.	W	6-1	Old Dominion



TYLER COLVIN'S WALKOFF GRAND SLAM PROPELLED THE TIGERS TO AN 11-8 WIN OVER ORAL ROBERTS IN THE 2006 CLEMSON SUPER REGIONAL.

Clemson, S.C.	L	5-11	Auburn
1995	Clemson, S.C.	W	8-4 Navy
	Clemson, S.C.	W	11-5 Jacksonville
	Clemson, S.C.	W	9-5 Winthrop
	<b>Clemson, S.C.</b>	<b>W</b>	<b>7-4 Alabama</b>
	* Omaha, Neb.	L	1-3 Tennessee
	* Omaha, Neb.	L	3-8 Stanford
1996	Clemson, S.C.	W	9-1 Charleston Southern
	Clemson, S.C.	W	5-1 Old Dominion
	Clemson, S.C.	W	6-3 West Virginia
	<b>Clemson, S.C.</b>	<b>W</b>	<b>12-5 Tennessee</b>
	* Omaha, Neb.	L	3-7 Miami (Fla.)
	* Omaha, Neb.	W <sup>(10)</sup>	8-5 Oklahoma State
	* Omaha, Neb.	W	14-13 Alabama
	* Omaha, Neb.	L	5-14 Miami (Fla.)
1997	Lubbock, Texas	W	13-9 Nevada
	Lubbock, Texas	L	6-10 Rice
	Lubbock, Texas	W	12-2 Texas State
1998	Clemson, S.C.	W	12-3 The Citadel
	Clemson, S.C.	L <sup>(16)</sup>	1-2 South Alabama
	Clemson, S.C.	L	5-8 Southern California
1999	Fayetteville, Ark.	L	5-23 Missouri State
	Fayetteville, Ark.	W	17-3 Delaware
	Fayetteville, Ark.	W	12-4 Arkansas
	Fayetteville, Ark.	W	8-7 Missouri State
	<b>Fayetteville, Ark.</b>	<b>W</b>	<b>7-5 Missouri State</b>
	College Station, Texas	L	3-20 Texas A&M
	College Station, Texas	W	10-3 Texas A&M
	College Station, Texas	L	4-5 Texas A&M
2000	Clemson, S.C.	W	4-0 Middle Tennessee
	Clemson, S.C.	W	9-3 Illinois
	<b>Clemson, S.C.</b>	<b>W</b>	<b>21-3 Middle Tennessee</b>
	Clemson, S.C.	W	11-4 Mississippi State
	<b>Clemson, S.C.</b>	<b>W</b>	<b>9-4 Mississippi State</b>
	* Omaha, Neb.	W	10-6 San Jose State
	* Omaha, Neb.	L	4-10 Stanford
	* Omaha, Neb.	L	4-5 Louisiana-Lafayette
2001	Clemson, S.C.	W	4-1 William & Mary
	Clemson, S.C.	W	24-4 Seton Hall
	<b>Clemson, S.C.</b>	<b>W</b>	<b>8-2 Seton Hall</b>
	Coral Gables, Fla.	L	8-10 Miami (Fla.)
	Coral Gables, Fla.	L	6-14 Miami (Fla.)
2002	Clemson, S.C.	W	15-1 Georgia Southern
	Clemson, S.C.	W	4-2 East Carolina
	<b>Clemson, S.C.</b>	<b>W</b>	<b>21-1 East Carolina</b>
	Clemson, S.C.	L	6-9 Arkansas
	Clemson, S.C.	W	8-7 Arkansas
	<b>Clemson, S.C.</b>	<b>W</b>	<b>7-4 Arkansas</b>
	* Omaha, Neb.	W	11-10 Nebraska
	* Omaha, Neb.	W	9-7 Georgia Tech
	* Omaha, Neb.	L	4-12 South Carolina
	* Omaha, Neb.	L	2-10 South Carolina
2003	Auburn, Ala.	L	8-10 Ohio State
	Auburn, Ala.	W <sup>(10)</sup>	7-6 Princeton
	Auburn, Ala.	L	0-15 Auburn
2004	Athens, Ga.	W	10-6 Birmingham-Southern
	Athens, Ga.	L	3-6 Georgia
	Athens, Ga.	W	5-4 Birmingham-Southern
	Athens, Ga.	W	10-9 Georgia
	Athens, Ga.	L <sup>(10)</sup>	6-7 Georgia
2005	Clemson, S.C.	W	12-2 North Carolina A&T
	Clemson, S.C.	W	6-0 College of Charleston
	<b>Clemson, S.C.</b>	<b>W</b>	<b>8-3 Oral Roberts</b>
	Waco, Texas	W	4-2 Baylor
	Waco, Texas	L	1-7 Baylor
	Waco, Texas	L	1-6 Baylor
2006	Clemson, S.C.	W	3-0 UNC Asheville
	Clemson, S.C.	W	13-3 Elon
	<b>Clemson, S.C.</b>	<b>W</b>	<b>8-6 Mississippi State</b>
	Clemson, S.C.	W	11-8 Oral Roberts
	<b>Clemson, S.C.</b>	<b>W</b>	<b>6-5 Oral Roberts</b>
	* Omaha, Neb.	W	8-4 Georgia Tech
	* Omaha, Neb.	L	0-2 North Carolina
	* Omaha, Neb.	L	6-7 Cal State Fullerton

## NCAA TOURNAMENT RECORDS

### APPEARANCES

Rk	Team	App.
1.	Texas	56
2.	Florida State	52
3.	Miami (Fla.)	43
4.	Oklahoma State	40
5.	<b>Clemson</b>	<b>39</b>
6.	Arizona State	37
7.	Cal State Fullerton	36
	Southern California	36
9.	Oklahoma	35
10.	St. John's	34

### CONSECUTIVE APPEARANCES

Rk	Team	Streak	Years
1.	Miami (Fla.)	42	1973-14
2.	Florida State	37	1978-14
3.	Cal State Fullerton	23	1992-14
4.	<b>Clemson</b>	<b>21</b>	<b>1987-07</b>
5.	Rice	20	1995-14
6.	Oklahoma State	19	1981-99
7.	Texas	18	1979-96
8.	Louisiana State	17	1989-05
9.	Northern Colorado	15	1952-66
	Oral Roberts	15	1998-12
	South Carolina	15	2000-14

### COLLEGE WORLD SERIES APPEARANCES


Rk	Team	App.
1.	Texas	35
2.	Miami (Fla.)	23
3.	Arizona State	22
4.	Florida State	21
	Southern California	21
6.	Oklahoma State	19
7.	Arizona	16
	Cal State Fullerton	16
	Louisiana State	16
	Stanford	16
11.	<b>Clemson</b>	<b>12</b>
12.	South Carolina	11
13.	North Carolina	10
	Northern Colorado	10
	Oklahoma	10

2007	Myrtle Beach, S.C.	W	3-2	St. John's
	Myrtle Beach, S.C.	W	11-8	Coastal Carolina
	<b>Myrtle Beach, S.C.</b>	<b>W</b>	<b>15-3</b>	<b>Coastal Carolina</b>
	Starkville, Miss.	L	6-8	Mississippi State
	Starkville, Miss.	L	5-8	Mississippi State
2009	Clemson, S.C.	W	5-4	Tennessee Tech
	Clemson, S.C.	L	2-3	Oklahoma State
	Clemson, S.C.	W	10-0	Tennessee Tech
	Clemson, S.C.	W	15-1	Oklahoma State
	<b>Clemson, S.C.</b>	<b>W</b>	<b>6-5</b>	<b>Oklahoma State</b>
	Tempe, Ariz.	L	4-7	Arizona State
	Tempe, Ariz.	L	2-8	Arizona State
2010	Auburn, Ala.	W	10-1	Southern Mississippi
	Auburn, Ala.	W	5-2	Auburn
	Auburn, Ala.	L	10-11	Auburn
	<b>Auburn, Ala.</b>	<b>W</b>	<b>13-7</b>	<b>Auburn</b>
	Clemson, S.C.	L	4-5	Alabama
	Clemson, S.C.	W	19-5	Alabama
	<b>Clemson, S.C.</b>	<b>W</b>	<b>8-6</b>	<b>Alabama</b>
	* Omaha, Neb.	W	6-3	Arizona State
	* Omaha, Neb.	W	6-4	Oklahoma
	* Omaha, Neb.	L	1-5	South Carolina
	* Omaha, Neb.	L	3-4	South Carolina
2011	Clemson, S.C.	W	11-1	Sacred Heart
	Clemson, S.C.	W	12-7	Coastal Carolina
	Clemson, S.C.	L	6-7	Connecticut
	Clemson, S.C.	L	1-14	Connecticut
2012	Columbia, S.C.	W	11-3	Coastal Carolina
	Columbia, S.C.	L <sup>(12)</sup>	4-5	South Carolina
	Columbia, S.C.	W	5-3	Coastal Carolina
	Columbia, S.C.	L	3-4	South Carolina
2013	Columbia, S.C.	L	3-8	Liberty
	Columbia, S.C.	W	10-2	St. Louis
	Columbia, S.C.	L	1-3	Liberty
2014	Nashville, Tenn.	L	1-18	Oregon
	Nashville, Tenn.	L	4-6	Xavier

**Totals** 113-85 (.571) 39 Tournaments  
 \* - College World Series; Note: Championship-clinching wins in **bold**.

# BILL WILHELM

In his 36 seasons as a head coach, all in Tigertown, the late Bill Wilhelm amassed a record of 1,161-536-10 (.683), making him the fifth-winningest coach in the history of college baseball at the time of his retirement. Wilhelm earned his place among the true legends of college baseball and is still tied for the 18th-winningest head coach in NCAA Division I history.



For his remarkable career achievements, Wilhelm was inducted into the National College Baseball Hall of Fame in 2011. He became the first person associated with Clemson to be inducted into the Hall of Fame in Lubbock, Texas, which inducted its first class in 2006. Wilhelm was also inducted into the state of South Carolina Athletic Hall of Fame and Clemson Athletic Hall of Fame in 2012. Then in 2013, he was inducted into the Clemson Ring of Honor.

Serving as head baseball coach at one school for your entire career is quite an accomplishment. Having 36 seasons under your belt is an even greater accomplishment. But spending your entire 36-year career at one school and never having a losing season is incredible. That is one of many accomplishments for the former Tiger coach.

Wilhelm coached his first game at Clemson, a 7-5 win against Michigan State, on March 24, 1958, and the wins never stopped in his 36 years and 1,707 games.

He had five different teams record at least 50 wins, but his 1993 and last edition may have been his most overachieving one. The ACC Tournament proved to be magic, as the Tigers went through the five-day tourney with a 5-1 record,

including a come-from-behind 11-7 win over NC State in the title game.

The Tigers received a No. 2 seed in the Midwest Regional in Knoxville, Tenn., the sixth-straight year they were a No. 1 or No. 2 seed heading into NCAA play. In the regional, the 1993 team set the Tiger record for wins against top-25 teams in a season (13), so the 45 wins came against a tough schedule. Thirty-two of the 65 games were against teams that played in the NCAA Tournament.

Although Wilhelm had many rewarding years at Clemson, the 1991 season was his most successful in terms of wins. The Tigers ran up a 60-10 record that season, the best record in the nation, captured the ACC regular-season title, swept the ACC Tourney and the

WINNINGEST HEAD COACHES							
Rk	Head Coach	Current/Last School	Years	W	L	T	Win %
1.	Gene Stephenson	Wichita State	36	1837	675	3	.731
2.	* Augie Garrido	Texas	43	1834	830	8	.688
3.	* Mike Martin	Florida State	35	1813	628	4	.742
4.	* Mark Marquess	Stanford	38	1530	807	7	.654
5.	* Jim Morris	Miami (Fla.)	33	1435	632	4	.694
6.	Cliff Gustafson	Texas	29	1427	373	2	.792
7.	Ron Polk	Mississippi State	35	1373	702	2	.662
8.	Rod Dedeaux	Southern California	44	1342	597	16	.691
9.	* Jack Leggett	Clemson	35	1300	741	1	.637
	Bob Bennett	Fresno State	34	1300	757	8	.631
11.	* Jim Gilligan	Lamar	36	1276	820	7	.608
12.	Ron Fraser	Miami (Fla.)	30	1267	440	9	.741
13.	Jack Stallings	Georgia Southern	39	1255	799	10	.610
14.	* Pete Dunn	Stetson	35	1254	826	3	.603
15.	Larry Cochell	Oklahoma	35	1235	762	3	.618
16.	Jim Dietz	San Diego State	31	1230	751	18	.620
17.	Richard Jones	Illinois	36	1214	719	6	.628
18.	<b>BILL WILHELM</b>	<b>CLEMSON</b>	<b>36</b>	<b>1161</b>	<b>536</b>	<b>10</b>	<b>.683</b>
	Norm DeBryn	Arkansas	33	1161	650	6	.641
20.	Chuck Brayton	Washington State	33	1158	525	7	.687

\* - active; Note: Records are through the 2014 season; only includes records as a head coach at a Division I school.

## WILHELM'S ACCOMPLISHMENTS

- 1161-536-10 record in 36 seasons at Clemson (1958-93)
- 5 seasons of 50+ wins
- 6 NCAA District Championships
- 6 trips to the College World Series
- 7 ACC Tournament titles (tournament started in 1973)
- 11 ACC Championships
- 16 top-25 seasons
- 17 NCAA Regional appearances
- 19 ACC regular-season titles (including ties)
- 20 All-Americans
- 27 players went on to play in the major leagues
- 34 players chosen to the NCAA All-District team
- 36 consecutive years without a losing season
- 88 players chosen First-Team All-ACC
- 100 players signed professional contracts

In his last years, he led Clemson to the NCAA Tourney seven times and his teams were 356-115-1, an average of 51 wins a year.

Wilhelm's 1,161 career victories are one of the highest totals in any sport by an ACC head coach. He posted a record of 378-158-1 in ACC regular-season games, a 70.5 winning percentage, and had at least a .500 league record in each of his final 21 seasons.

The Tigers have captured 14 ACC titles outright, more than any other team, and Wilhelm was the mentor for 11 of them. Clemson has either won or tied for the regular-season title 21 times, and Wilhelm was the head coach on 18 of those occasions. He had 10 consecutive years (1973-82) when the Tigers either won the ACC regular-season or tournament title.

The native of China Grove, N.C. played at NC State for two years before signing with the St. Louis Cardinals in June 1950. After one year of professional baseball, he entered military service, where he spent two years. He played service ball and spent two more years in the professional ranks before returning to college. He entered Catawba (Salisbury, N.C.) and received his degree in January 1957. In 2012, Wilhelm was inducted into the Catawba College Sports Hall of Fame.

He began work on his master's degree at North Carolina. At the same time, he served as an assistant coach for the Tar Heels under Walter Rabb and played catcher for Greensboro in the Carolina League.

In 1957 when North Carolina played at Clemson, Tiger Athletic Director Frank Howard asked Rabb to recommend a new coach so that the Tigers' head coach (Bob Smith) could become a full-time football coach. Howard took Rabb's advice and hired Wilhelm.

In August 1958, Wilhelm received his graduate degree from North Carolina while he served as Clemson's head coach. He coached the Tigers to the College World Series each of his first two seasons.

Wilhelm passed away at the age of 81 on Dec. 24, 2010 in Seneca, S.C.

## WILHELM'S MILESTONE WINS

Win	Date	Opponent	Score
1	3-24-1958	Michigan State	7-5
100	4-2-1960	Georgia	11-10
200	4-16-1968	South Carolina	6-5
300	3-17-1972	Georgia Southern	2-1
400	3-11-1976	Maryland	6-0
500	4-12-1978	Newberry	6-1
600	3-14-1981	Winthrop	9-5
700	3-12-1984	Marshall	8-1
800	5-5-1986	South Carolina	7-6
900	4-21-1988	Georgia Tech	7-4
1000	4-29-1990	Georgia Tech	17-10
1100	4-8-1992	South Carolina	5-3
1161	5-29-1993	Fresno State	10-3

Note: Home wins in bold.

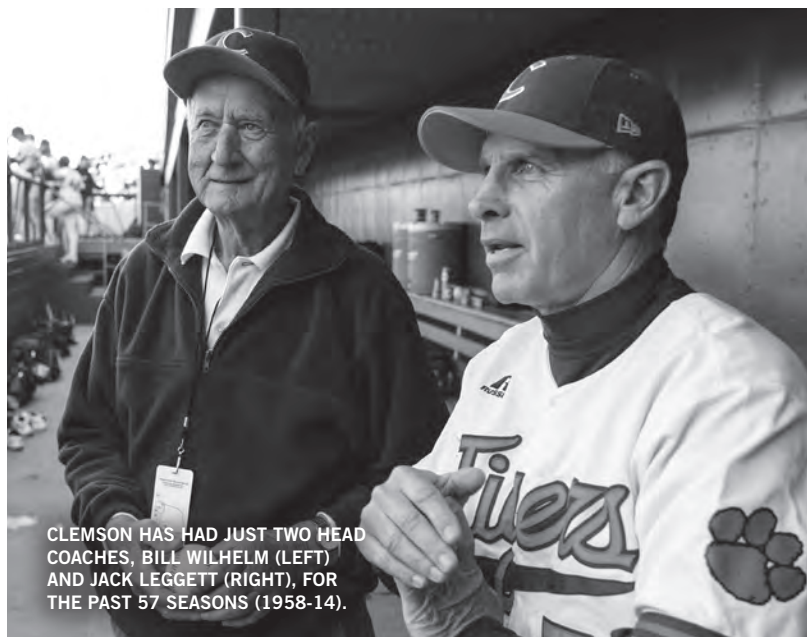


HAROLD STOWE (RIGHT) WAS ONE OF 27 FUTURE MAJOR LEAGUERS WHO BILL WILHELM (LEFT) COACHED IN 36 SEASONS (1958-93) AT CLEMSON.



# COACHING RECORDS

Head Coach	Years	ACC				Overall			
		W	L	T	Win %	W	L	T	Win %
R.T.V. Bowman	(2) 1896,98					2	6	0	.250
Unknown	(2) 1899,00					12	5	0	.706
John Heisman	(3) 1901-03					28	6	1	.814
John McMakin	(3) 1904-06					20	23	3	.467
Frank Shaughnessy	(1) 1907					9	7	1	.559
Robert Lynch	(1) 1908					6	11	0	.353
Jesse Reynolds	(1) 1909					10	12	0	.455
Joe Holland	(1) 1910					10	11	0	.476
Frank Dobson	(3) 1911-13					37	21	0	.638
Thomas Robertson	(1) 1914					16	6	0	.727
Vet Sitton	(2) 1915,16					26	18	1	.589
Country Morris	(2) 1917,20					17	28	0	.378
Edward Donahue	(2) 1918,19					17	21	1	.449
Larry Conover	(1) 1921					5	14	0	.263
L.V.H. Durfee	(3) 1922-24					29	26	1	.527
Thomas May	(1) 1925					11	14	0	.440
Cul Richards	(1) 1926					8	11	0	.421
Tink Gillam	(1) 1927					11	13	1	.460
Joe Guyon	(4) 1928-31					42	36	3	.537
Jess Neely	(7) 1932-38					67	66	2	.504
Randy Hinson	(4) 1939,40,46,47					58	19	2	.747
Tom Rogers	(2) 1941,42					18	14	0	.563
Frank Howard	(1) 1943					12	3	0	.800
Walter Cox	(5) 1945,48-51					70	48	1	.592
Bob Smith	(6) 1952-57	18	34	2	.352	52	65	2	.445
Bill Wilhelm	(36) 1958-93	378	158	1	.705	1161	536	10	.683
Jack Leggett	(21) 1994-14	353	206	1	.631	923	451	1	.672
<b>Totals</b>	<b>117 seasons</b>	<b>749</b>	<b>398</b>	<b>4</b>	<b>.652</b>	<b>2677</b>	<b>1491</b>	<b>30</b>	<b>.641</b>



CLEMSON HAS HAD JUST TWO HEAD COACHES, BILL WILHELM (LEFT) AND JACK LEGGETT (RIGHT), FOR THE PAST 57 SEASONS (1958-14).


## ASSISTANT COACHES

Year	Assistant	Assistant	Assistant
1958	Jim Partin	Don Wade	
1959	Jim Partin		
1960	Jim Partin		
1961	Bailey Hendley		
1962	Sam Poe		
1963	Coleman Glaze		
1964	Tommy Lyon		
1965	Tommy Lyon	Dick Sargent	
1966	Dale Smith	Sack Bagley	
1967	Ellis Dantzler		
1968			
1969			
1970	Bill Pate		
1971	Eddie Barbary		
1972			
1973			
1974	Bill Prophet		
1975	Kenny Bagwell		
1976	Richard Haynes		
1977	Kenny Bagwell		
1978	Turtle Thomas		
1979	Turtle Thomas	Lin Hamilton	
1980	Turtle Thomas	Lin Hamilton	
1981	Turtle Thomas	*Walker Swain	
1982	Turtle Thomas	*Walker Swain	Rod Delmonico
1983	Turtle Thomas	*Walker Swain	
1984	Turtle Thomas	*Walker Swain	Chip Reese
1985	Turtle Thomas	*Walker Swain	Chip Reese
1986	Dave Littlefield	*Jeff Gilbert	
1987	Dave Littlefield	*Joel Lepel	
1988	Dave Littlefield	*Joel Lepel	
1989	Kurt Seibert	*Joel Lepel	
1990	Kurt Seibert	*Dick Grapenthin	Randy Maze
1991	Kurt Seibert	*Dick Grapenthin	Randy Maze
1992	Jack Leggett	*Randy Maze	Michael Spiers
1993	Jack Leggett	*Randy Maze	Jim Schlossnagle
1994	Tim Corbin	*John Pawlowski	Gregg Kilby
1995	Tim Corbin	*John Pawlowski	Gregg Kilby
1996	Tim Corbin	*John Pawlowski	Kevin Erminio
1997	Tim Corbin	*John Pawlowski	Kevin Erminio
1998	Tim Corbin	*John Pawlowski	Kevin Erminio
1999	Tim Corbin	*Kevin O'Sullivan	Mike Hampton
2000	Tim Corbin	*Kevin O'Sullivan	Hank King
2001	Tim Corbin	*Kevin O'Sullivan	Shane Carley
2002	Tim Corbin	*Kevin O'Sullivan	Erik Bakich
2003	*Kevin O'Sullivan	Tom Riginos	Bradley LeCroy
2004	*Kevin O'Sullivan	Tom Riginos	Bradley LeCroy
2005	*Kevin O'Sullivan	Tom Riginos	Bradley LeCroy
2006	*Kevin O'Sullivan	Tom Riginos	Russell Triplett
2007	*Kevin O'Sullivan	Tom Riginos	Toby Bicknell

2008	Tom Riginos	*Kyle Bunn	Toby Bicknell
2009	Tom Riginos	*Kyle Bunn	Michael Johnson
2010	Tom Riginos	*Dan Pepicelli	Michael Johnson
2011	*Dan Pepicelli	Bradley LeCroy	Michael Johnson

2012	*Dan Pepicelli	Bradley LeCroy	Michael Johnson
2013	*Dan Pepicelli	Bradley LeCroy	Michael Johnson
2014	*Dan Pepicelli	Bradley LeCroy	Stephen Faris

\* - pitching coach



TIM CORBIN, THE CURRENT HEAD COACH AT VANDERBILT, WAS AN ASSISTANT COACH AT CLEMSON FROM 1994-02.

# YEAR-BY-YEAR TEAM RECORDS

## PRE-ACC ERA (1896-1953)

Head Coach	Year	W	L	T	Win %
R.T.V. Bowman	1896	0	2	0	.000
	1897	No Team			
R.T.V. Bowman	1898	2	4	0	.333
Unknown	1899	4	3	0	.571
Unknown	1900	8	2	0	.800
John Heisman	1901	10	2	1	.808
John Heisman	1902	9	3	0	.750
John Heisman	1903	9	1	0	.900
John McMakin	1904	8	5	1	.607
John McMakin	1905	6	8	1	.433
Phillip Sittton					
John McMakin	1906	6	10	1	.382
Frank Shaughnessy	1907	9	7	1	.559
Robert Lynch	1908	6	11	0	.353
Jesse Reynolds	1909	10	12	0	.455
Joe Holland	1910	10	11	0	.476
Frank Dobson	1911	13	10	0	.565
Frank Dobson	1912	11	6	0	.647
Frank Dobson	1913	13	5	0	.722

Thomas Robertson	1914	16	6	0	.727
Vet Sittton	1915	13	7	0	.650
Vet Sittton	1916	13	11	1	.540
Country Morris	1917	13	13	0	.500
Edward Donahue	1918	11	6	0	.647
Edward Donahue	1919	6	15	1	.295
Country Morris	1920	4	15	0	.210
Larry Conover	1921	5	14	0	.263
L.V.H. Durfee	1922	10	8	0	.556
L.V.H. Durfee	1923	13	8	1	.614
L.V.H. Durfee	1924	6	10	0	.375
Thomas May	1925	11	14	0	.440
Cul Richards	1926	8	11	0	.420
Tink Gillam	1927	11	13	1	.460
Joe Guyon	1928	12	9	2	.565
Joe Guyon	1929	15	11	1	.574
Joe Guyon	1930	9	14	0	.391
Joe Guyon	1931	6	2	0	.750
Jess Neely	1932	14	6	0	.700
Jess Neely	1933	10	10	0	.500

Jess Neely	1934	8	8	1	.500
Jess Neely	1935	16	7	1	.688
Jess Neely	1936	6	11	0	.353
Jess Neely	1937	7	12	0	.368
Jess Neely	1938	6	12	0	.333
Randy Hinson	1939	10	7	0	.588
Randy Hinson	1940	12	2	2	.813
Tom Rogers	1941	10	6	0	.625
Tom Rogers	1942	8	8	0	.500
Frank Howard	1943	12	3	0	.800
	1944	No Team			
Walter Cox	1945	7	6	0	.538
Randy Hinson	1946	12	5	0	.706
Randy Hinson	1947	24	5	0	.828
Walter Cox	1948	14	12	1	.537
Walter Cox	1949	11	12	0	.478
Walter Cox	1950	20	11	0	.625
Walter Cox	1951	18	7	0	.720
Bob Smith	1952	10	12	0	.455
Bob Smith	1953	11	6	0	.647

## ACC ERA (1954-2014)

Head Coach	Year	W	L	T	Win %	ACC	Finish	BA-CB-USA
Bob Smith	*1954	14	10	0	.583	8-4	1st	
Bob Smith	1955	7	11	0	.389	5-9	7th	
Bob Smith	1956	4	14	2	.250	2-10-2	7th	
Bob Smith	1957	6	12	0	.333	3-11	8th	
Bill Wilhelm	*1958	22	8	0	.733	11-3	1st	
Bill Wilhelm	*1959	24	8	0	.750	9-5	1st	NP-7-NP
Bill Wilhelm	1960	11	10	1	.523	7-6	4th	
Bill Wilhelm	1961	12	11	0	.522	6-8	5th	
Bill Wilhelm	1962	17	8	0	.680	8-6	T-3rd	
Bill Wilhelm	1963	15	11	0	.577	9-5	T-2nd	
Bill Wilhelm	1964	13	13	0	.500	6-7	T-4th	
Bill Wilhelm	1965	18	10	2	.663	9-5	2nd	
Bill Wilhelm	1966	20	7	2	.724	9-4	2nd	
Bill Wilhelm	*1967	29	9	0	.763	11-2	1st	NP-7-NP
Bill Wilhelm	1968	27	14	0	.659	11-7	4th	
Bill Wilhelm	1969	27	17	2	.609	12-8-1	3rd	
Bill Wilhelm	1970	32	16	0	.667	14-7	2nd	NP-18-NP
Bill Wilhelm	1971	27	14	0	.659	10-4	2nd	NP-22-NP
Bill Wilhelm	1972	19	15	0	.559	6-7	5th	
Bill Wilhelm	1973	24	16	0	.600	10-2	T-1st	
Bill Wilhelm	1974	23	15	0	.605	10-1	1st	
Bill Wilhelm	1975	33	10	0	.767	10-2	T-1st	NP-25-NP
Bill Wilhelm	*1976	36	15	0	.706	10-2	1st	NP-5-NP
Bill Wilhelm	1977	42	10	0	.808	9-1	1st	NP-5-NP
Bill Wilhelm	*1978	39	14	0	.736	10-2	1st	NP-25-NP
Bill Wilhelm	*1979	40	15	0	.727	10-1	1st	NP-9-NP
Bill Wilhelm	*1980	38	21	0	.644	6-5	3rd	NP-4-NP
Bill Wilhelm	*1981	34	24	0	.586	10-4	T-1st	
Bill Wilhelm	1982	37	22	0	.627	10-2	1st	
Bill Wilhelm	1983	30	20	1	.598	6-5	3rd	
Bill Wilhelm	1984	38	17	0	.691	12-2	T-1st	
Bill Wilhelm	1985	36	30	1	.545	9-4	T-1st	

Bill Wilhelm	1986	42	21	0	.667	9-4	3rd	
Bill Wilhelm	1987	54	14	1	.790	16-5	2nd	10-10-NP
Bill Wilhelm	1988	54	14	0	.794	18-2	1st	15-21-NP
Bill Wilhelm	*1989	50	20	0	.714	13-5	2nd	14-14-NP
Bill Wilhelm	1990	43	23	0	.651	14-6	2nd	
Bill Wilhelm	*1991	60	10	0	.857	18-3	1st	4-8-NP
Bill Wilhelm	1992	50	14	0	.781	19-5	1st	7-10-NP
Bill Wilhelm	*1993	45	20	0	.692	11-11	5th	17-17-16
Jack Leggett	*1994	57	18	0	.760	20-4	1st	4-9-9
Jack Leggett	1995	54	14	0	.794	20-4	1st	8-8-8
Jack Leggett	1996	51	17	0	.750	17-7	2nd	5-4-4
Jack Leggett	1997	41	23	0	.641	13-10	4th	NR-NR-24
Jack Leggett	1998	43	16	0	.729	14-9	T-2nd	21-23-19
Jack Leggett	1999	42	27	0	.609	13-10	3rd	17-13-14
Jack Leggett	2000	51	18	0	.739	17-7	2nd	7-6-5
Jack Leggett	2001	41	22	0	.650	17-7	2nd	17-13-14
Jack Leggett	2002	54	17	0	.761	16-8	4th	3-3-3
Jack Leggett	2003	39	22	0	.639	15-9	T-3rd	
Jack Leggett	2004	39	26	0	.600	14-10	T-4th	
Jack Leggett	2005	43	23	0	.652	21-9	2nd	14-13-16
Jack Leggett	*2006	53	16	0	.768	24-6	^1st	5-5-5
Jack Leggett	2007	41	23	0	.641	18-12	^2nd	15-12-13
Jack Leggett	2008	31	27	1	.534	11-18-1	^4th	
Jack Leggett	2009	44	22	0	.667	19-11	^2nd	16-15-14
Jack Leggett	2010	45	25	0	.643	18-12	^T-1st	10-4-4
Jack Leggett	2011	43	20	0	.683	17-13	^2nd	21-21-16
Jack Leggett	2012	35	28	0	.556	16-14	^3rd	
Jack Leggett	2013	40	22	0	.645	18-12	^3rd	NR-NR-25
Jack Leggett	2014	36	25	0	.590	15-14	^T-2nd	

**Totals 117 seasons 2677 1491 30 .641 749-398-4**

\* - ACC Champion; NP - no poll; ^ - Atlantic Division; Note: No Baseball America ranking prior to 1981; no USA Today poll prior to 1993.



THE 2006 TIGERS CAPTURED THE ACC TITLE AND TOTALED 53 WINS EN ROUTE TO A NO. 5 FINAL RANKING IN THE POLLS.



# ALL-TIME RESULTS

## 1896 (0-2)

Head Coach - R.T.V. Bowman (1st Season)				
Date	Site	W-L	Score	Opponent
4-24	H	L	13-20	Furman
5-9	A	L	11-14	Furman

## 1897 - NO TEAM

## 1898 (2-4)

Head Coach - R.T.V. Bowman (2nd Season)				
Date	Site	W-L	Score	Opponent
4-8	A	L	4-10	Erskine
4-9	A	W	6-1	Erskine
4-16	A	L	2-5	Furman
4-23	H	W	14-3	Furman
5-7	A	L	4-13	Wofford
5-14	H	L	14-15	Furman

## 1899 (4-3)

Head Coach - Unknown				
Date	Site	W-L	Score	Opponent
3-29	H	L	3-14	Cornell
4-1	A	L	5-6	Wofford
4-8	N1	W	6-2	Erskine
4-28	A	L	4-9	Erskine
5-11	A	W	11-3	College of Charleston
5-12	N2	W <sup>(6)</sup>	21-8	South Carolina
5-20	H	W	11-3	College of Charleston

N1 - Anderson, S.C.; N2 - Charleston, S.C.

## 1900 (8-2)

Head Coach - Unknown				
Date	Site	W-L	Score	Opponent
3-27	H	W	9-7	Cornell
4-7	N1	W	6-2	Erskine
4-14	A	W	5-1	Furman
4-20	N2	L	7-13	Erskine
4-27	H	L	0-6	Wofford
5-7	H	W	12-0	College of Charleston
5-9	H	W	9-0	The Citadel
5-11	A	W	2-1	Newberry
5-12	A	W	5-4	South Carolina
5-16	A	W	13-3	Georgia

N1 - Anderson, S.C.; N2 - Greenwood, S.C.

## 1901 (10-2-1)

Head Coach - John Heisman (1st Season)				
Date	Site	W-L	Score	Opponent
3-29	H	W	8-0	Auburn
3-30	H	W	11-4	Auburn
4-6	N1	L	0-14	North Carolina
4-12	A	L	6-7	Mercer
4-13	A	W	6-3	Mercer
4-23	H	W	25-2	Georgia
4-26	H	W	7-5	Wofford
4-30	H	W	14-1	Wake Forest
5-3	A	W	8-5	Wofford
5-8	H	T <sup>(8)</sup>	2-2	North Carolina
5-9	H	W	17-2	The Citadel
5-10	A	W <sup>(6)</sup>	15-8	Erskine
5-11	A	W	12-4	South Carolina

N1 - Charlotte, N.C.

## 1902 (9-3)

Head Coach - John Heisman (2nd Season)				
Date	Site	W-L	Score	Opponent
3-29	N1	L	5-16	North Carolina
4-1	H	W	10-2	Hobart
4-3	H	W <sup>(6)</sup>	6-2	Cornell
4-5	N2	W <sup>(7)</sup>	9-0	Virginia Tech
4-7	A	W	4-2	The Citadel
4-11	H	W	11-3	Mercer
4-12	A	L	4-12	Georgia Tech
4-17	H	L	1-2	Georgia
4-25	A	W	1-0	Newberry
4-26	A	W	3-1	South Carolina
5-9	A	W	11-3	Furman
5-13	H	W	6-3	Wofford

\$ - forfeited in the seventh inning with Clemson ahead 25-0; N1 - Charlotte, N.C.; N2 - Charleston, S.C.

## 1903 (9-1)

Head Coach - John Heisman (3rd Season)				
Date	Site	W-L	Score	Opponent
4-4	H	W	11-0	Davidson
4-10	A	W	13-8	Georgia
4-11	A	W	5-1	Georgia Tech
4-13	A	W <sup>(5)</sup>	3-0	Auburn



JOHN HEISMAN, A NAME SYNONOMOUS WITH COLLEGE FOOTBALL, COACHED THE CLEMSON BASEBALL PROGRAM TO A 28-6-1 RECORD FROM 1901-03. HIS WINNING PERCENTAGE (81.4) IS STILL THE HIGHEST IN SCHOOL HISTORY.

4-14	A	W	5-3	Mercer
4-18	H	L	2-5	Erskine
4-21	H	W	18-3	Wake Forest
5-1	A	W	10-4	Wofford
5-6	A	W	6-5	Newberry
5-11	H	W	11-1	Wofford

## 1904 (8-5-1)

Head Coach - John McMakin (1st Season)				
Date	Site	W-L	Score	Opponent
3-28	H	T	2-2	Newberry
4-2	A	W	5-3	Erskine
4-9	H	L	1-2	Furman
4-12	H	L	3-5	Wofford
4-18	N1	L	3-6	Davidson
4-19	A	W	15-1	Belmont Abbey
4-22	A	W	6-1	Georgia Tech
4-23	A	W <sup>(12)</sup>	6-3	Georgia
4-27	A	L <sup>(10)</sup>	2-4	Wofford
4-29	A	L	3-6	Mercer
4-30	A	W	12-4	Mercer
5-6	N2	W	11-1	Erskine
5-7	N2	W	15-8	Duke
5-14	H	W	11-1	Georgia Tech

N1 - Charlotte, N.C.; N2 - Anderson, S.C.

## 1905 (6-8-1)

Head Coach - John McMakin (2nd Season)				
Date	Site	W-L	Score	Opponent
4-1	H	L	2-3	Georgia
4-8	H	W <sup>(7)</sup>	8-3	Erskine
4-12	H	W <sup>(11)</sup>	4-3	Duke
4-14	A	L	0-2	Mercer
4-15	A	W	6-1	Mercer
4-22	A	L	4-5	Georgia Tech <sup>(1)</sup>
4-22	A	W	5-3	Georgia Tech <sup>(2)</sup>
5-1	A	L	1-3	Newberry
5-3	A	W	10-4	Wofford
5-5	A	L	1-8	Furman
5-6	A	W	10-5	Erskine
5-10	H	L	1-2	Furman
5-13	A	L	2-5	Georgia
5-19	A	L	6-8	Furman
5-20	N1	T	3-3	Wofford

N1 - Anderson, S.C.

## 1906 (6-10-1)

Head Coach - John McMakin (3rd Season)				
Date	Site	W-L	Score	Opponent
3-24	A	L	1-3	Georgia Tech
3-31	A	L	2-9	Georgia <sup>(1)</sup>
3-31	A	L	3-4	Georgia <sup>(2)</sup>

4-7	H	L	6-7	Furman
4-12	H	W	13-4	Duke
4-20	A	L	0-4	Mercer
4-21	A	T <sup>(13)</sup>	3-3	Mercer
4-25	A	W	9-2	Wofford
4-26	N1	W	8-0	Presbyterian College
4-27	N1	W	11-5	Furman
4-28	A	L	3-6	Newberry
4-30	H	L	0-6	Georgia Tech
5-4	N2	L	0-7	Duke
5-5	A	L	3-4	Furman
5-11	H	W	19-5	Wofford
5-12	N3	W	7-1	Wofford
5-19	H	L	2-4	Newberry

N1 - Greenwood, S.C.; N2 - Charlotte, N.C.; N3 - Anderson, S.C.

## 1907 (9-7-1)

Head Coach - Frank Shaughnessy (1st Season)				
Date	Site	W-L	Score	Opponent
3-23	A	W	15-1	Presbyterian College
3-30	H	W	4-2	South Carolina
4-5	A	L	2-4	Georgia Tech
4-6	A	T <sup>(11)</sup>	2-2	Georgia Tech
4-12	H	W	8-0	Presbyterian College
4-13	A	W	7-5	Georgia
4-18	H	L	1-3	Erskine
4-20	H	L	0-2	Georgia
4-25	A	W	10-1	Wofford
4-26	N1	L	2-10	Furman
4-27	A	W	5-1	Newberry
4-29	A	L	2-6	South Carolina
4-30	A	L	2-5	Erskine
5-3	N2	L	4-5	Duke
5-4	N2	W	3-0	Duke
5-11	A	W	11-8	Furman
5-18	H	W	7-1	Newberry

N1 - Greenwood, S.C.; N2 - Charlotte, N.C.

## 1908 (6-11)

Head Coach - Robert Lynch (1st Season)				
Date	Site	W-L	Score	Opponent
3-28	H	W	7-2	Presbyterian College
4-3	A	L	2-4	Georgia Tech
4-4	A	L <sup>(11)</sup>	4-5	Georgia Tech
4-9	H	L	2-4	South Carolina
4-11	H	W	11-1	Furman
4-14	H	L	4-6	Wofford
4-17	H	W	5-4	Erskine
4-23	A	L	7-8	Newberry
4-24	N1	W	8-2	Furman
4-30	A	L	2-4	Wofford

5-1	N2	L	3-5	Duke
5-2	N3	L	0-1	Duke
5-8	A	L	0-8	Georgia
5-9	A	L	0-6	Georgia <sup>(1)</sup>
5-9	A	L	0-7	Georgia <sup>(2)</sup>
5-13	H	W	4-3	Newberry
5-16	A	W	4-2	Newberry

N1 - Greenwood, S.C.; N2 - Charlotte, N.C.; N3 - Winston-Salem, N.C.

## 1909 (10-12)

Head Coach - Jesse Reynolds (1st Season)				
Date	Site	W-L	Score	Opponent
3-29	H	W	5-4	Riverside Military
4-2	H	W	2-0	Georgia
4-3	H	W	10-3	Georgia
4-5	H	W	15-4	North Georgia
4-6	H	L	2-6	North Georgia
4-7	H	W	6-3	Erskine
4-10	A	W	7-6	Furman
4-14	A	L	2-4	Riverside Military
4-15	A	L	3-5	Gordon Military
4-16	A	W	7-4	Mercer
4-17	A	L	2-6	Mercer
4-21	H	L	7-8	Duke
4-22	A	L	2-3	Wofford
4-24	N1	L	1-4	Duke <sup>(1)</sup>
4-24	N1	L	0-1	Duke <sup>(2)</sup>
4-29	A	L	0-3	Newberry
4-30	N2	L	5-6	Furman
5-1	A	L	0-3	Erskine
5-4	H	W	6-2	Wofford
5-7	A	L	0-3	South Carolina
5-8	A	W	4-2	South Carolina
5-11	H	W	8-2	Newberry

N1 - Chester, S.C.; N2 - Greenwood, S.C.

## 1910 (10-11)

Head Coach - Joe Holland (1st Season)				
Date	Site	W-L	Score	Opponent
3-25	H	L	1-8	Erskine
3-26	H	W	4-0	Erskine
3-28	H	W	4-2	Riverside Military
4-1	A	W	1-0	Georgia
4-2	A	L	0-5	Georgia
4-8	H	W	2-1	Duke
4-9	H	L	3-14	Duke
4-14	A	W	8-1	Wofford <sup>(1)</sup>
4-14	A	W	5-4	Wofford <sup>(2)</sup>
4-15	A	L	4-8	Newberry
4-16	A	W	5-3	Newberry
4-22	H	W	5-0	Furman

## ALL-TIME RESULTS

<b>4-23</b>	<b>H</b>	<b>W<sup>(11)</sup></b>	<b>3-2</b>	<b>Furman</b>
4-29 N1	W	6-5	Erskine <sup>(1)</sup>	
4-29 N1	L <sup>(11)</sup>	2-3	Erskine <sup>(2)</sup>	
4-30	A	L	6-8	Presbyterian College
5-13	A	L	0-5	Georgia Tech
5-14	A	L <sup>(7)</sup>	0-4	Georgia Tech <sup>(1)</sup>
5-14	A	L <sup>(7)</sup>	3-11	Georgia Tech <sup>(2)</sup>
5-16	A	L	2-4	Mercer
5-17	A	L	1-9	Mercer

N1 - Greenwood, S.C.

## 1911 (13-10)

Head Coach - Frank Dobson (1st Season)

Date	Site	W-L	Score	Opponent
<b>3-27</b>	<b>H</b>	<b>L</b>	<b>2-5</b>	<b>Georgia</b>
<b>3-28</b>	<b>H</b>	<b>L</b>	<b>0-3</b>	<b>Georgia</b>
3-31	A	W	2-1	Erskine
4-1	A	W	8-3	Erskine
<b>4-3</b>	<b>H</b>	<b>W</b>	<b>6-3</b>	<b>College of Charleston</b>
4-7	A	W	4-0	Furman
<b>4-14</b>	<b>H</b>	<b>W</b>	<b>2-1</b>	<b>Newberry</b>
<b>4-15</b>	<b>H</b>	<b>W</b>	<b>3-2</b>	<b>Newberry</b>
<b>4-21</b>	<b>H</b>	<b>W</b>	<b>6-0</b>	<b>Presbyterian College</b>
<b>4-22</b>	<b>H</b>	<b>W</b>	<b>6-2</b>	<b>Presbyterian College</b>
4-26	A	W	8-5	Wofford
4-27 N1	L	0-7	Duke <sup>(1)</sup>	
4-27 N1	L	5-9	Duke <sup>(2)</sup>	
4-28	A	W	6-1	College of Charleston
4-29	A	W	3-0	The Citadel
5-1	A	W	6-4	Furman
<b>5-5</b>	<b>H</b>	<b>W</b>	<b>6-0</b>	<b>Wofford</b>
<b>5-6</b>	<b>H</b>	<b>L</b>	<b>2-3</b>	<b>Wofford</b>
5-10	A	L <sup>(8)</sup>	0-6	Mercer <sup>(1)</sup>
5-10	A	L <sup>(7)</sup>	5-11	Mercer <sup>(2)</sup>
5-12	A	L <sup>(12)</sup>	6-7	Auburn
5-13	A	L <sup>(8)</sup>	4-5	Auburn <sup>(1)</sup>
5-13	A	L	2-3	Auburn <sup>(2)</sup>

N1 - Sumter, S.C.

## 1912 (11-6)

Head Coach - Frank Dobson (2nd Season)

Date	Site	W-L	Score	Opponent
3-29	A	L	0-8	Georgia
3-30	A	L	1-5	Georgia
<b>4-3</b>	<b>H</b>	<b>W</b>	<b>6-0</b>	<b>College of Charleston</b>
<b>4-5</b>	<b>H</b>	<b>W</b>	<b>6-3</b>	<b>Erskine</b>
<b>4-6</b>	<b>H</b>	<b>W</b>	<b>4-3</b>	<b>Erskine</b>
4-12	A	W	6-4	Georgia Tech
4-13	A	L	2-4	Georgia Tech
<b>4-19</b>	<b>H</b>	<b>W</b>	<b>8-3</b>	<b>Furman</b>
4-24	A	L <sup>(10)</sup>	2-3	Wofford
4-25	A	W	4-2	Wofford
4-26	A	W	4-3	Newberry
4-27	A	L	1-4	Newberry
5-3	A	W	3-2	Presbyterian College
5-4	A	W	5-1	Presbyterian College
<b>5-6</b>	<b>H</b>	<b>W</b>	<b>2-1</b>	<b>Auburn</b>
<b>5-7</b>	<b>H</b>	<b>W</b>	<b>4-3</b>	<b>Auburn</b>
<b>5-8</b>	<b>H</b>	<b>L</b>	<b>0-4</b>	<b>Auburn</b>

## 1913 (13-5)

Head Coach - Frank Dobson (3rd Season)

Date	Site	W-L	Score	Opponent
3-28	A	L	0-3	Georgia Tech
3-29	A	L	1-3	Georgia Tech
<b>4-4</b>	<b>H</b>	<b>W</b>	<b>10-8</b>	<b>Georgia</b>
<b>4-5</b>	<b>H</b>	<b>L</b>	<b>4-10</b>	<b>Georgia</b>
4-8	A	W	9-3	Furman
4-12	A	W	3-2	Erskine
<b>4-15</b>	<b>H</b>	<b>W</b>	<b>5-0</b>	<b>\$ Erskine</b>
<b>4-18</b>	<b>H</b>	<b>W</b>	<b>5-1</b>	<b>Presbyterian College</b>
<b>4-25</b>	<b>H</b>	<b>L</b>	<b>1-6</b>	<b>Wake Forest</b>
<b>4-26</b>	<b>H</b>	<b>W</b>	<b>4-0</b>	<b>Furman</b>
4-30	A	W	14-5	Wofford
5-1	A	W	9-0	Wofford
5-2	A	W	11-1	Presbyterian College
5-3	A	W	10-3	Newberry
<b>5-5</b>	<b>H</b>	<b>W</b>	<b>6-5</b>	<b>Newberry</b>
5-8	A	L	3-9	Auburn
5-9	A	W	18-4	Auburn
5-10	A	W	5-3	Auburn

\$ - no-hit game

## 1914 (16-6)

Head Coach - Thomas Robertson (1st Season)

Date	Site	W-L	Score	Opponent
3-27	A	W	6-3	Georgia
3-28	A	L <sup>(11)</sup>	6-7	Georgia
<b>4-3</b>	<b>H</b>	<b>W<sup>(11)</sup></b>	<b>2-1</b>	<b>Erskine</b>

<b>4-4</b>	<b>H</b>	<b>W<sup>(7)</sup></b>	<b>8-0</b>	<b>Erskine</b>
4-10	A	W <sup>(10)</sup>	7-3	Mercer
4-11	A	L	5-7	Mercer
<b>4-15</b>	<b>H</b>	<b>W</b>	<b>6-5</b>	<b>Wofford</b>
<b>4-16</b>	<b>H</b>	<b>W</b>	<b>5-0</b>	<b>The Citadel</b>
<b>4-18</b>	<b>H</b>	<b>W</b>	<b>5-1</b>	<b>Furman</b>
4-21	A	L	9-10	Furman
4-24 N1	W	9-1	Erskine <sup>(1)</sup>	
4-24 N1	W	6-0	Erskine <sup>(2)</sup>	
4-29	A	W	7-3	Presbyterian College
4-30	A	W	6-2	Presbyterian College
5-1	A	W	7-4	Newberry
5-2	A	W	15-9	Newberry
5-6	A	L	6-7	Wofford
5-7	A	W	7-6	Wofford
5-9	A	W	5-1	Furman
<b>5-14</b>	<b>H</b>	<b>L</b>	<b>4-5</b>	<b>Auburn</b>
<b>5-15</b>	<b>H</b>	<b>W</b>	<b>13-5</b>	<b>Auburn</b>
<b>5-16</b>	<b>H</b>	<b>L</b>	<b>2-6</b>	<b>Auburn</b>

N1 - Rock Hill, S.C.

## 1915 (13-7)

Head Coach - Vet Sitton (1st Season)

Date	Site	W-L	Score	Opponent
3-26 N1	W	3-2	Furman	
<b>4-3</b>	<b>H</b>	<b>W</b>	<b>10-2</b>	<b>Furman</b>
4-9	A	L	1-2	Erskine
4-10	A	L	6-8	Erskine
<b>4-13</b>	<b>H</b>	<b>W</b>	<b>7-4</b>	<b>Richmond</b>
4-14	A	W	7-4	Wofford
4-15	A	W	12-1	Wofford
<b>4-17</b>	<b>H</b>	<b>W</b>	<b>13-3</b>	<b>The Citadel</b>
<b>4-27</b>	<b>H</b>	<b>W</b>	<b>8-2</b>	<b>Presbyterian College</b>
<b>4-28</b>	<b>H</b>	<b>W</b>	<b>2-1</b>	<b>Presbyterian College</b>
<b>4-30</b>	<b>H</b>	<b>L</b>	<b>3-6</b>	<b>Georgia</b>
<b>5-1</b>	<b>H</b>	<b>L</b>	<b>3-9</b>	<b>Georgia</b>
5-8	A	L	3-10	Auburn <sup>(1)</sup>
5-8	A	L <sup>(7)</sup>	1-3	Auburn <sup>(2)</sup>
5-8	A	L <sup>(7)</sup>	0-2	Auburn <sup>(3)</sup>
<b>5-13</b>	<b>H</b>	<b>W</b>	<b>18-7</b>	<b>Newberry</b>
<b>5-14</b>	<b>H</b>	<b>W</b>	<b>14-1</b>	<b>Newberry</b>
5-15	A	W	10-1	Furman
5-17 N2	W	8-2	Furman	
5-18 N2	W	5-3	Furman	

N1 - Anderson, S.C.; N2 - Greenwood, S.C.

## 1916 (13-11-1)

Head Coach - Vet Sitton (2nd Season)

Date	Site	W-L	Score	Opponent
<b>3-27</b>	<b>H</b>	<b>W</b>	<b>4-2</b>	<b>\$ West Virginia Wesleyan</b>
<b>3-29</b>	<b>H</b>	<b>L</b>	<b>2-3</b>	<b>Erskine</b>
<b>4-4</b>	<b>H</b>	<b>W</b>	<b>6-0</b>	<b>Wofford</b>
4-8	A	W	12-3	Erskine
<b>4-11</b>	<b>H</b>	<b>W</b>	<b>4-2</b>	<b>The Citadel</b>
<b>4-12</b>	<b>H</b>	<b>W</b>	<b>16-1</b>	<b>The Citadel</b>
<b>4-13</b>	<b>H</b>	<b>W</b>	<b>11-1</b>	<b>Virginia Tech</b>
<b>4-14</b>	<b>H</b>	<b>L</b>	<b>3-4</b>	<b>Virginia Tech</b>
4-18	A	W	7-0	Wofford
4-19	A	L	3-4	Furman
4-21	A	L	1-4	Georgia
4-22	A	L <sup>(11)</sup>	4-6	Georgia
4-24 N1	L	2-3	Wofford	
4-25 N1	T <sup>(17)</sup>	0-0	Furman	
4-27	A	W	16-6	Duke
4-28	A	L	4-5	Duke
4-29	A	W	2-0	# Virginia Military
5-1	A	L	7-10	Virginia Tech
5-5 N1	W	5-4	Auburn	
<b>5-6</b>	<b>H</b>	<b>L</b>	<b>1-9</b>	<b>Auburn<sup>(1)</sup></b>
<b>5-6</b>	<b>H</b>	<b>L</b>	<b>1-3</b>	<b>Auburn<sup>(2)</sup></b>
<b>5-8</b>	<b>H</b>	<b>W</b>	<b>3-0</b>	<b>Duke</b>
<b>5-9</b>	<b>H</b>	<b>W</b>	<b>13-3</b>	<b>Duke</b>
5-12 N1	L	0-4	South Carolina	
5-13 N1	W	7-5	South Carolina	

\$ - first baseball game played on Riggs Field;

# - no-hit game; N1 - Anderson, S.C.

## 1917 (13-13)

Head Coach - Country Morris (1st Season)

Date	Site	W-L	Score	Opponent
<b>3-28</b>	<b>H</b>	<b>L</b>	<b>3-9</b>	<b>West Virginia Wesleyan</b>
<b>3-29</b>	<b>H</b>	<b>L</b>	<b>5-6</b>	<b>West Virginia Wesleyan</b>
<b>3-30</b>	<b>H</b>	<b>W</b>	<b>2-1</b>	<b>Erskine</b>
3-31	A	W	3-0	Erskine
4-2	A	L	1-2	South Carolina
4-3	A	W	18-2	South Carolina
<b>4-6</b>	<b>H</b>	<b>W</b>	<b>2-1</b>	<b>Wofford</b>
<b>4-7</b>	<b>H</b>	<b>W</b>	<b>9-2</b>	<b>Oglethorpe</b>
<b>4-10</b>	<b>H</b>	<b>W</b>	<b>15-1</b>	<b>Furman</b>

4-13	A	L <sup>(13)</sup>	0-1	Presbyterian College
4-14	A	W	6-3	Newberry
<b>4-16</b>	<b>H</b>	<b>W</b>	<b>4-2</b>	<b>South Carolina</b>
<b>4-17</b>	<b>H</b>	<b>W</b>	<b>6-3</b>	<b>South Carolina</b>
4-20 N1	W	2-1	Georgia	
4-21 N1	L	2-3	Georgia	
<b>4-25</b>	<b>H</b>	<b>L</b>	<b>2-3</b>	<b>Georgia Tech</b>
<b>4-26</b>	<b>H</b>	<b>L</b>	<b>1-5</b>	<b>Georgia Tech</b>
5-4	A	L	0-7	Auburn
5-5	A	L	3-8	Auburn
5-6	A	W <sup>(7)</sup>	7-4	Auburn
5-8	A	L	3-5	Mercer <sup>(1)</sup>
5-8	A	L <sup>(7)</sup>	1-2	Mercer <sup>(2)</sup>
5-9	A	L	2-8	Georgia
<b>5-12</b>	<b>H</b>	<b>L</b>	<b>1-2</b>	<b>Newberry</b>
5-17	A	W	1-0	Wofford
5-18	A	W	7-5	Wofford

N1 - Anderson, S.C.

## 1918 (11-6)

Head Coach - Edward Donahue (1st Season)

Date	Site	W-L	Score	Opponent
<b>4-5</b>	<b>H</b>	<b>L</b>	<b>1-2</b>	<b>North Carolina</b>
<b>4-10</b>	<b>H</b>	<b>W<sup>(11)</sup></b>	<b>4-3</b>	<b>Wofford</b>
<b>4-12</b>	<b>H</b>	<b>L</b>	<b>2-3</b>	<b>Oglethorpe</b>
<b>4-13</b>	<b>H</b>	<b>W</b>	<b>7-6</b>	<b>Oglethorpe</b>
<b>4-16</b>	<b>H</b>	<b>W</b>	<b>7-2</b>	<b>Wake Forest</b>
4-20	A	W	8-3	Furman
<b>4-23</b>	<b>H</b>	<b>W</b>	<b>6-5</b>	<b>Georgia</b>
<b>4-24</b>	<b>H</b>	<b>L</b>	<b>0-2</b>	<b>Georgia</b>
<b>4-27</b>	<b>H</b>	<b>W</b>	<b>3-2</b>	<b>Erskine</b>
<b>5-2</b>	<b>H</b>	<b>L</b>	<b>1-2</b>	<b>Guilford</b>
<b>5-3</b>	<b>H</b>	<b>L</b>	<b>2-5</b>	<b>Guilford</b>
5-6	A	W	8-3	Oglethorpe
5-7	A	W	7-3	Oglethorpe
<b>5-9</b>	<b>H</b>	<b>W<sup>(8)</sup></b>	<b>7-0</b>	<b>Furman</b>
5-16	A	W	3-0	Wofford
5-17	A	W	3-2	South Carolina
5-18	A	L <sup>(12)</sup>	2-3	South Carolina

## 1919 (6-15-1)

Head Coach - Edward Donahue (2nd Season)

Date	Site	W-L	Score	Opponent
<b>3-25</b>	<b>H</b>	<b>L</b>	<b>0-2</b>	<b>Furman</b>
4-5	A	L	0-5	Georgia Tech <sup>(1)</sup>
4-5	A	L <sup>(7)</sup>	3-9	Georgia Tech <sup>(2)</sup>
4-7	A	L	0-1	Georgia
4-10	A	L	0-9	Georgia
<b>4-12</b>	<b>H</b>	<b>L</b>	<b>4-6</b>	<b>Newberry</b>
4-14	H	L	2-8	Duke
<b>4-15</b>	<b>H</b>	<b>L<sup>(12)</sup></b>	<b>1-3</b>	<b>Duke</b>
<b>4-18</b>	<b>H</b>	<b>L</b>	<b>2-8</b>	<b>Alabama</b>
<b>4-19</b>	<b>H</b>	<b>W<sup>(11)</sup></b>	<b>4-3</b>	<b>Alabama</b>
<b>4-23</b>	<b>H</b>	<b>L</b>	<b>6-7</b>	<b>Georgia</b>
<b>4-24</b>	<b>H</b>	<b>T<sup>(11)</sup></b>	<b>2-2</b>	<b>Georgia</b>
<b>4-25</b>	<b>H</b>	<b>L</b>	<b>1-2</b>	<b>South Carolina</b>
<b>4-26</b>	<b>H</b>	<b>W</b>	<b>8-2</b>	<b>South Carolina</b>
<b>4-28</b>	<b>H</b>	<b>L</b>	<b>1-2</b>	<b>Presbyterian College</b>
5-1	N1	L	1-6	Erskine
<b>5-6</b>	<b>H</b>	<b>L</b>	<b>7-10</b>	<b>Wofford</b>
<b>5-9</b>	<b>H</b>	<b>W</b>	<b>8-3</b>	<b>The Citadel</b>
5-14	A	L	0-3	Erskine
5-15	A	W	3-1	Newberry
5-16	A	W	4-0	South Carolina
5-17	A	W	1-0	South Carolina

N1 - Anderson, S.C.

## 1920 (4-15)

Head Coach - Country Morris (2nd Season)

Date	Site	W-L	Score	Opponent
4-2	H	L	2-6	Georgia
4-3	H	L	0-3	Georgia
4-5	H	L <sup>(7)</sup>	0-10	Auburn
4-6	H	L	2-16	Auburn
4-10	A	L <sup>(12)</sup>	4-5	Furman
4-15	A	L	0-1	Newberry
4-16	A	W <sup>(8)</sup>	14-9	South Carolina
4-17	A	W	14-5	South Carolina
4-23	A	L	1-2	Georgia Tech
4-24	A	L <sup>(10)</sup>	4-5	Georgia Tech
4-27	H	W	6-2	Presbyterian College
4-29	H	L	3-6	Elon
5-1	H	L	0-3	Erskine
5-4	H	L	0-5	Wofford
5-8	A	L	5-7	Presbyterian College
5-11	H	W	5-3	South Carolina
5-12	H	L	5-8	South Carolina
5-14	A	L	1-5	Georgia
5-15	A	L	0-8	Georgia

# ALL-TIME RESULTS

5-9	A	L	2-7	Newberry
5-10	A	W	8-7	South Carolina
5-12	N2	W	10-3	The Citadel

\$ - no-hit game; N1 - Anderson, S.C.; N2 - Laurens, S.C.

## 1925 (11-14)

Head Coach - Thomas May (1st Season)				
Date	Site	W-L	Score	Opponent
3-20	A	L	0-4	Georgia Tech
3-21	A	L	0-6	Georgia Tech
3-30	A	L	1-7	Georgia
3-31	A	L	0-6	Georgia
4-2	H	W	7-3	North Georgia
4-3	H	W	6-9	North Georgia
4-4	H	W	11-2	North Georgia
4-6	H	W	5-4	Wofford
4-7	H	W	4-2	Wofford
4-11	H	L	3-7	Furman
4-13	H	L	0-5	Michigan
4-14	H	L	1-7	Michigan
4-17	H	W	3-2	Presbyterian College
4-18	A	L	2-13	Wofford
4-21	H	W <sup>(13)</sup>	9-8	Tennessee
4-22	A	L	4-7	Furman
4-24	H	W	6-2	South Carolina
4-29	A	W <sup>(12)</sup>	2-1	Erskine
4-30	N1	L	2-9	Presbyterian College
5-1	A	L	8-9	Newberry
5-2	A	L	7-8	South Carolina
5-4	N2	W	7-5	Auburn
5-8	H	L	1-4	Virginia Tech
5-11	H	W <sup>(10)</sup>	9-8	Erskine
5-13	H	W	6-4	The Citadel

N1 - Laurens, S.C.; N2 - Anderson, S.C.

## 1926 (8-11)

Head Coach - Cul Richards (1st Season)				
Date	Site	W-L	Score	Opponent
3-19	A	L	2-5	Georgia Tech
3-20	A	W <sup>(10)</sup>	6-5	Georgia Tech
3-25	H	L	5-9	Furman
3-27	A	L	1-2	Furman
4-3	A	L	5-6	Wofford
4-7	A	L	0-10	Auburn
4-8	A	L	0-7	Auburn
4-13	H	W <sup>(10)</sup>	7-6	Presbyterian College
4-15	A	W <sup>(10)</sup>	8-2	Erskine
4-16	A	L	0-4	Newberry
4-17	A	L	0-3	South Carolina
4-21	H	W	11-5	NC State
4-22	H	W	9-0	Davidson
4-23	H	W	8-3	The Citadel
4-26	H	W	12-0	Wofford
4-28	N1	L	1-5	Presbyterian College
5-3	H	L	0-2	Newberry
5-4	H	L	2-3	Erskine
5-7	H	W	10-3	Duke

N1 - Laurens, S.C.

## 1927 (11-13-1)

Head Coach - Tink Gillam (1st Season)				
Date	Site	W-L	Score	Opponent
3-18	A	L	5-11	Georgia Tech
3-19	A	L	1-10	Georgia Tech
3-25	H	W <sup>(10)</sup>	3-2	Erskine
3-28	H	L	7-10	Georgia
3-29	H	L	8-10	Georgia
4-1	A	L	3-6	Oglethorpe
4-2	A	L	1-5	Oglethorpe
4-8	H	W	4-3	South Carolina
4-9	H	W	10-6	Davidson
4-11	H	W	5-4	Newberry
4-13	A	L <sup>(11)</sup>	8-9	South Carolina
4-14	A	W	16-4	Newberry
4-15	A	W	12-4	Presbyterian College
4-16	A	W	11-3	Erskine
4-20	H	L	5-11	Auburn
4-22	A	L	4-8	Georgia
4-23	A	L	0-9	# Georgia
4-27	H	W	6-5	Furman
4-28	H	L	6-7	Presbyterian College
5-4	A	L	2-6	Auburn
5-5	A	T <sup>(6)</sup>	3-3	Auburn
5-9	H	W	7-0	NC State
5-10	H	W	4-1	The Citadel
5-12	A	L <sup>(10)</sup>	1-2	Furman
5-13	H	W	7-4	Wofford

# - forfeited game

## 1928 (12-9-2)

Head Coach - Joe Guyon (1st Season)				
Date	Site	W-L	Score	Opponent
3-23	A	L	4-14	Georgia Tech
3-24	A	L	5-7	Georgia Tech
4-2	A	L	2-6	Auburn
4-3	A	T <sup>(8)</sup>	6-6	Auburn
4-4	A	W	2-1	Florida
4-5	A	L	6-10	Florida
4-7	A	W	12-6	Mercer
4-12	H	L <sup>(7)</sup>	2-4	Michigan <sup>(1)</sup>
4-12	H	L <sup>(7)</sup>	2-6	Michigan <sup>(2)</sup>
4-13	H	W	6-0	South Carolina
4-16	H	W	11-1	Presbyterian College
4-17	A	W	6-3	Newberry
4-18	A	T <sup>(11)</sup>	3-3	South Carolina
4-21	A	W	7-3	The Citadel
4-24	A	L	1-4	Erskine
4-26	H	W	6-0	Presbyterian College
4-27	H	W	6-2	Newberry
4-30	A	W <sup>(10)</sup>	8-6	Furman
5-2	H	L	3-11	Auburn
5-3	H	L	6-9	Auburn
5-4	H	W	6-5	Auburn
5-9	H	W	7-2	Furman
5-11	H	W	4-3	Erskine

## 1929 (15-11-1)

Head Coach - Joe Guyon (2nd Season)				
Date	Site	W-L	Score	Opponent
3-22	A	L	3-5	Georgia
3-23	A	L	2-4	Georgia
4-1	H	L <sup>(11)</sup>	0-2	South Carolina
4-3	A	L	1-2	Wofford
4-5	H	L	3-4	Georgia
4-6	H	W	9-7	Georgia
4-10	H	L	3-10	Michigan
4-11	H	L	4-16	Michigan
4-12	A	L	2-5	Georgia Tech
4-13	A	W	7-4	Georgia Tech
4-15	A	T <sup>(12)</sup>	6-6	Auburn
4-16	A	W	4-3	Auburn
4-17	A	L	2-9	Oglethorpe
4-18	A	W	4-2	Oglethorpe
4-20	A	W	10-3	Furman
4-23	H	W	3-0	Newberry
4-24	H	W <sup>(10)</sup>	6-5	Presbyterian College
4-26	H	W	3-0	Erskine
4-27	H	W	6-1	Furman
4-29	H	W	3-2	Wofford
4-30	H	L	4-5	Oglethorpe
5-3	A	W <sup>(10)</sup>	1-0	Erskine
5-7	A	W	7-1	Presbyterian College
5-8	A	W	3-0	Newberry
5-9	A	L	6-8	South Carolina
5-11	A	W <sup>(7)</sup>	4-0	The Citadel <sup>(1)</sup>
5-11	A	W <sup>(7)</sup>	6-5	The Citadel <sup>(2)</sup>

## 1930 (9-14)

Head Coach - Joe Guyon (3rd Season)				
Date	Site	W-L	Score	Opponent
3-28	A	L	9-10	Georgia Tech
3-29	A	L	1-4	Georgia Tech
3-31	A	L	3-7	Oglethorpe
4-1	A	L	4-5	Oglethorpe
4-4	A	W	8-5	Wofford
4-5	H	L	4-7	Erskine
4-7	H	L	2-5	Florida
4-8	H	W	9-3	Florida
4-11	H	W	11-5	Wofford
4-15	A	W	4-3	Furman
4-17	H	L	4-8	Newberry
4-19	H	W	4-1	South Carolina <sup>(1)</sup>
4-19	H	L	2-9	South Carolina <sup>(2)</sup>
4-22	H	W	7-6	Furman
4-26	A	W	9-6	The Citadel
4-28	A	L	2-18	South Carolina
4-29	A	L <sup>(10)</sup>	3-5	South Carolina
4-30	A	W	15-0	Newberry
5-1	A	L	7-9	Presbyterian College
5-2	A	L <sup>(11)</sup>	4-5	Erskine
5-5	H	L <sup>(11)</sup>	3-4	Auburn
5-6	H	L <sup>(10)</sup>	10-14	Auburn
5-9	N1	W	12-6	The Citadel

N1 - Anderson, S.C.

## 1931 (6-2)

Head Coach - Joe Guyon (4th Season)				
Date	Site	W-L	Score	Opponent
4-9	H	W	6-3	Newberry
4-30	H	W	14-4	Davidson
5-2	A	L	1-10	South Carolina
5-4	A	W	6-2	The Citadel
5-11	H	W	6-1	The Citadel
5-12	H	W	3-2	The Citadel
5-13	H	W	5-4	South Carolina
5-14	H	L	1-5	South Carolina

Note: The season was shortened due to an outbreak of meningitis on campus in April.

## 1932 (14-6)

Head Coach - Jess Neely (1st Season)				
Date	Site	W-L	Score	Opponent
3-24	H	L	3-4	Georgia
3-25	H	L	8-11	Georgia
4-4	H	W	9-3	Newberry
4-5	H	L	2-3	Newberry
4-7	A	W	7-1	Presbyterian College
4-15	A	L	0-4	South Carolina
4-16	A	W	10-4	South Carolina
4-18	A	W	14-1	Erskine
4-19	A	W <sup>(10)</sup>	2-1	Erskine
4-21	H	W	14-5	Presbyterian College <sup>(1)</sup>
4-21	H	W <sup>(7)</sup>	14-1	Presbyterian College <sup>(2)</sup>
4-22	H	W <sup>(10)</sup>	12-11	Presbyterian College

4-26	H	W	13-9	South Carolina <sup>(1)</sup>
4-26	H	L <sup>(7)</sup>	2-5	South Carolina <sup>(2)</sup>
5-3	A	W	10-4	Newberry
5-4	A	L	2-4	Newberry
5-9	H	W	13-10	Erskine
5-10	H	W	3-0	Erskine
5-12	H	W	10-9	South Carolina
5-13	H	W	6-5	South Carolina

## 1933 (10-10)

Head Coach - Jess Neely (2nd Season)				
Date	Site	W-L	Score	Opponent
3-24	H	L	11-14	Georgia
3-30	A	L	4-5	South Carolina
3-31	A	L	0-6	South Carolina
4-3	N1	W	11-4	Erskine
4-4	N1	L	4-5	Erskine
4-6	A	W	13-7	Presbyterian College
4-7	A	L	3-8	Presbyterian College
4-10	H	W	9-2	Newberry
4-11	H	W	6-5	Newberry
4-13	A	L	4-6	Furman
4-14	H	W	4-1	Furman
4-17	H	L	3-4	South Carolina
4-20	A	L	0-3	# Erskine
4-21	H	W	6-3	Erskine
4-25	H	W	15-11	Presbyterian College <sup>(1)</sup>
4-25	H	W <sup>(7)</sup>	3-0	Presbyterian College <sup>(2)</sup>
4-27	A	L	8-9	Newberry
4-28	A	W	6-1	Newberry
5-1	A	W	9-8	Furman
5-2	H	L <sup>(7)</sup>	1-4	Furman

# - no-hit game; N1 - Anderson, S.C.

## 1934 (8-8-1)

Head Coach - Jess Neely (3rd Season)				
Date	Site	W-L	Score	Opponent
3-30	H	L	6-7	Duke
3-31	H	W	10-5	Duke
4-4	H	L	9-11	Newberry
4-5	H	L	7-8	Furman
4-7	H	T <sup>(11)</sup>	7-7	NC State
4-9	A	W	15-8	Presbyterian College
4-10	A	W	5-3	Erskine
4-12	H	L	1-8	South Carolina
4-21	A	L	7-8	Furman
4-25	H	W	8-2	Presbyterian College
4-26	H	W <sup>(12)</sup>	3-2	Erskine
4-27	A	L	4-5	Newberry
5-1	H	W	5-0	Wofford
5-2	A	L	4-6	South Carolina
5-3	A	W	9-6	Wofford
5-7	N1	W	5-2	Georgia
5-8	N1	L	3-4	Georgia

N1 - Gainesville, Ga.

## 1935 (16-7-1)

Head Coach - Jess Neely (4th Season)				
Date	Site	W-L	Score	Opponent
3-25	H	W	5-0	Michigan State
3-30	A	L	1-5	NC State
4-2	A	L	8-12	Duke <sup>(1)</sup>
4-2	A	W <sup>(7)</sup>	3-0	Duke <sup>(2)</sup>
4-5	H	W	4-0	Georgia Tech
4-9	H	W	10-2	Presbyterian College
4-12	A	L	0-2	Georgia
4-13	A	W	4-3	Georgia
4-15	A	W	12-3	Wofford
4-16	H	W	5-4	South Carolina
4-19	H	W	7-2	Georgia
4-20	H	W	6-4	Georgia
4-22	H	L	1-7	Newberry
4-24	A	T <sup>(10)</sup>	4-4	Furman
4-25	H	W	5-1	Wofford
4-26	A	W	10-2	Georgia Tech
4-27	A	L	0-6	Georgia Tech <sup>(1)</sup>
4-27	A	L <sup>(7)</sup>	1-2	Georgia Tech <sup>(2)</sup>
4-30	H	W	5-0	Erskine
5-1	A	W	6-3	Presbyterian College
5-2	A	W	4-2	Erskine
5-7	H	W	3-2	Furman <sup>(1)</sup>
5-7	H	W <sup>(7)</sup>	1-0	Furman <sup>(2)</sup>
5-9	A	L	0-2	South Carolina

## 1936 (6-11)

Head Coach - Jess Neely (5th Season)				
Date	Site	W-L	Score	Opponent
3-30	H	L	0-18	Michigan State



JESS NEELY (SITTING) SERVED AS HEAD COACH OF THE TIGER BASEBALL TEAM FOR SEVEN SEASONS (1932-38).

## ALL-TIME RESULTS

4-3	H	L <sup>(7)</sup>	0-6	Georgia
4-4	H	L	3-8	Georgia
4-11	H	L	3-6	Erskine
4-13	A	L	0-6	Erskine
4-16	H	L	4-9	Cincinnati
4-17	H	W	10-8	Presbyterian College
4-20	H	W	7-1	The Citadel
4-21	H	W	6-1	The Citadel
4-24	A	W	7-1	^ South Carolina
4-28	A	L <sup>(7)</sup>	2-6	Presbyterian College
5-1	H	L	5-12	NC State
5-5	H	L	5-6	South Carolina
5-8	A	L	2-6	Georgia
5-9	A	W	5-4	Georgia
5-11	H	W	2-0	Newberry
5-13	A	L	0-3	Newberry

^ - Clemson's first night game

## 1937 (7-12)

Head Coach - Jess Neely (6th Season)

Date	Site	W-L	Score	Opponent
3-30	H	L	1-8	Ohio
4-2	H	L	1-13	Georgia
4-3	H	W	3-2	Georgia
4-7	A	L	3-23	Erskine
4-9	A	L	0-5	Newberry
4-10	A	L	2-3	Wofford
4-12	A	L	7-10	The Citadel
4-13	A	L	0-3	The Citadel
4-15	A	W	5-4	Presbyterian College
4-16	H	L	2-5	Furman
4-20	H	W	6-5	Erskine
4-22	H	L	0-1	Newberry
4-24	H	W	9-4	Wofford
4-27	A	L	3-4	South Carolina
5-3	A	W	11-9	Georgia
5-4	A	W	6-1	Georgia
5-6	A	L	5-6	Presbyterian College
5-8	H	L	4-5	South Carolina
5-10	A	W	14-8	Furman

## 1938 (6-12)

Head Coach - Jess Neely (7th Season)

Date	Site	W-L	Score	Opponent
3-31	A	W	9-5	Wofford
4-4	A	L	5-9	Newberry
4-6	H	W	7-6	Erskine
4-11	N1	L	3-4	Erskine
4-13	H	W	4-2	Presbyterian College
4-14	A	L	11-14	Georgia
4-15	H	W	10-8	Newberry
4-16	H	L <sup>(10)</sup>	5-6	Davidson
4-19	H	L	5-7	Georgia
4-22	A	W	15-5	Presbyterian College
4-25	H	L	0-3	The Citadel
4-26	H	L	2-10	The Citadel
4-28	A	L	7-14	Furman
5-2	A	L	2-7	Davidson
5-3	H	L	3-12	South Carolina
5-9	H	W	6-1	Wofford
5-10	A	L	0-3	South Carolina
5-11	H	L	4-6	Furman

N1 - Anderson, S.C.

## 1939 (10-7)

Head Coach - Randy Hinson (1st Season)

Date	Site	W-L	Score	Opponent
4-3	A	L	0-6	Georgia
4-4	A	L	4-27	Georgia
4-8	H	W	12-7	Ohio
4-10	H	L	7-11	Georgia
4-14	H	W	4-1	Newberry
4-15	A	L	0-2	Erskine
4-18	A	W	2-0	Wofford
4-20	H	W	10-7	Wofford
4-22	H	W	10-7	Presbyterian College
4-27	H	W	9-7	South Carolina
4-29	A	L	2-11	Newberry
5-1	A	W <sup>(10)</sup>	7-5	South Carolina
5-2	A	W	4-0	The Citadel
5-3	A	L	2-7	The Citadel
5-5	H	L	4-6	Erskine
5-12	A	W	9-7	Furman
5-13	H	W	8-4	Furman

## 1940 (12-2-2)

Head Coach - Randy Hinson (2nd Season)

Date	Site	W-L	Score	Opponent
3-23	H	W	15-2	Davidson

3-25	H	T <sup>(7)</sup>	3-3	Michigan State
4-1	H	W	13-7	Wofford
4-6	A	W <sup>(10)</sup>	6-5	Erskine
4-11	A	W	7-6	South Carolina
4-15	H	W	11-5	Presbyterian College
4-18	A	T	13-13	Furman
4-23	H	L	3-4	Erskine
4-26	H	W	7-1	South Carolina
4-27	A	W	12-1	Presbyterian College
4-29	A	W	7-2	Wofford
5-1	H	W	16-9	Furman
5-8	N1	W	12-1	The Citadel
5-9	N1	W	18-12	The Citadel
5-11	H	L	4-10	North Carolina
5-15	A	W	8-5	Davidson

N1 - Sumter, S.C.

## 1941 (10-6)

Head Coach - Tom Rogers (1st Season)

Date	Site	W-L	Score	Opponent
3-25	H	L	4-5	Michigan State
4-5	H	L	10-14	Presbyterian College
4-8	H	L	7-12	Georgia
4-11	H	W	9-0	Furman
4-12	A	W	3-1	Erskine
4-15	A	L	2-3	Georgia
4-18	A	L	5-7	Furman
4-19	H	W	10-2	Erskine
4-22	H	W	10-1	Wofford
4-25	H	W	3-1	South Carolina
4-26	A	W	24-8	Wofford
4-28	H	W	22-0	Presbyterian College
5-3	H	W	11-7	Newberry
5-6	N1	W	8-6	Georgia
5-8	A	L	3-5	South Carolina
5-10	A	W	8-1	Newberry

N1 - Elberton, Ga.

## 1942 (8-8)

Head Coach - Tom Rogers (2nd Season)

Date	Site	W-L	Score	Opponent
3-25	H	L	3-5	Duke
3-26	H	L	3-14	Duke
3-28	H	W	14-3	Newberry
4-1	H	L	5-11	Michigan State
4-3	A	W	8-1	Erskine
4-7	A	L	6-13	Georgia
4-10	H	W	18-9	Erskine
4-14	H	W <sup>(12)</sup>	9-8	Georgia
4-20	A	L <sup>(10)</sup>	11-12	Presbyterian College
4-22	A	L <sup>(10)</sup>	3-4	Newberry
4-24	H	W	6-5	South Carolina
4-27	A	L <sup>(10)</sup>	11-12	Furman
4-30	H	W	10-3	Wofford
5-2	A	W	13-5	Wofford

5-6	H	L	1-7	Furman
5-8	A	W	9-5	South Carolina

## 1943 (12-3)

Head Coach - Frank Howard (1st Season)

Date	Site	W-L	Score	Opponent
3-31	A	W	12-4	Davidson
4-1	A	W	21-0	Davidson
4-5	H	W	13-12	Newberry
4-8	A	W	21-4	Furman
4-10	A	L	6-8	Newberry
4-14	H	W <sup>(7)</sup>	19-3	Davidson
4-15	H	W	13-12	Furman
4-17	H	W	13-12	Presbyterian College
4-20	A	W	8-1	Georgia
4-24	A	W	5-4	Georgia Tech
4-28	A	L	4-7	Presbyterian College
4-29	H	W	8-2	Furman
5-1	H	W	20-8	Georgia
5-7	H	L	6-14	Georgia Tech
5-8	H	W <sup>(10)</sup>	11-10	Georgia Tech

## 1944 - NO TEAM

## 1945 (7-6)

Head Coach - Walter Cox (1st Season)

Date	Site	W-L	Score	Opponent
3-31	H	W	14-7	Wofford
4-4	A	W	15-14	Wofford
4-6	A	W	7-5	Newberry
4-7	A	L	0-6	Newberry
4-13	A	L	7-8	Presbyterian College
4-20	H	L	2-12	Presbyterian College
4-21	H	L	6-12	Presbyterian College
4-27	H	W	6-4	South Carolina
4-30	H	W	9-2	Wofford
5-4	A	L	7-11	South Carolina
5-5	A	L	0-4	South Carolina
5-9	A	W	4-2	Wofford
5-11	H	W	3-2	Newberry

## 1946 (12-5)

Head Coach - Randy Hinson (3rd Season)

Date	Site	W-L	Score	Opponent
3-29	H	W	6-0	# Erskine
4-3	A	L	1-2	South Carolina
4-5	H	W	23-0	Georgia
4-6	H	L	9-16	Georgia
4-9	H	W	5-4	Davidson
4-12	N1	L <sup>(11)</sup>	8-9	Georgia
4-13	A	W	10-6	Georgia
4-19	H	W	8-5	Presbyterian College
4-20	A	L	5-7	Newberry
4-23	A	W	4-2	Furman
4-26	A	W	5-1	Erskine

4-30	A	W	9-2	Wofford
5-6	H	L	1-6	Newberry
5-7	H	W	8-0	Wofford
5-11	A	W	8-3	Davidson
5-13	H	W	2-1	Furman
5-18	H	W	12-2	South Carolina

# - no-hit game; N1 - Thomson, Ga.

1947 (24-5 OVERALL; 13-2 SoCon, 1<sup>ST</sup>)

NCAA SoCon Champion

NCAA Eastern Finals

Head Coach - Randy Hinson (4th Season)

Date	Site	W-L	Score	Opponent
3-25	H	W	10-9	* NC State
3-28	H	W	10-9	* Duke
3-29	H	L	11-13	* Duke
4-3	A	W	8-2	Presbyterian College
4-7	H	W	4-3	Wofford
4-8	H	W	2-1	* Davidson
4-11	A	W	4-1	* South Carolina
4-12	A	W	17-8	* South Carolina
4-17	H	W	7-2	Georgia
4-18	A	W	14-4	* The Citadel
4-21	A	L	7-8	Georgia
4-24	H	W	9-4	Newberry
4-26	A	W	10-5	Newberry
4-30	H	W <sup>(7)</sup>	8-5	* The Citadel
5-2	A	W	5-4	Erskine
5-3	A	W	11-5	Wofford
5-5	H	W	19-7	* Furman
5-6	A	L	4-7	* Furman
5-9	H	W	3-2	Erskine
5-10	A	W	15-1	* Davidson
5-13	H	W	9-6	* Furman
5-14	A	W	13-3	* Furman
5-23	H	W	17-3	* South Carolina
5-24	H	W	10-8	* South Carolina
6-12	N1	W	8-3	# Auburn
6-13	N1	W	1-0	# Alabama
6-14	N1	L	2-8	# Alabama <sup>(1)</sup>
6-14	N1	W	4-1	# Alabama <sup>(2)</sup>
6-20	A	L	3-7	\$ Yale

\* - SoCon game; # - NCAA Southern Playoffs;

\$ - NCAA Eastern Finals; N1 - Charlotte, N.C.

## 1948 (14-12-1 OVERALL; 8-8-1 SoCon)

Head Coach - Walter Cox (2nd Season)

Date	Site	W-L	Score	Opponent
3-22	H	T <sup>(10)</sup>	8-8	* Virginia Tech
3-24	H	L	3-5	* Duke
3-25	H	L	2-3	* Duke
3-30	H	L	4-5	Ohio
4-1	H	L	1-4	* Washington & Lee
4-5	H	W	5-0	* Davidson
4-9	H	L	1-12	* North Carolina



THE 1947 TIGERS HAD A 24-5 RECORD AND WON THE SOUTHERN CONFERENCE TITLE.



# ALL-TIME RESULTS

4-10	A	L <sup>(10)</sup>	6-7	* Davidson
4-12	A	L	2-5	Georgia
4-16	H	L	4-7	* South Carolina
4-17	H	W	11-2	* South Carolina
4-19	H	W	7-6	* Furman
4-23	H	W	9-2	Presbyterian College
4-24	A	L	4-5	Newberry
4-28	A	L	8-11	* Furman
4-30	A	W	8-1	Wofford
5-1	A	W	3-1	Erskine
5-3	H	L	1-3	* Furman
5-5	A	W	2-1	Presbyterian College
5-7	H	W	16-10	Wofford
5-10	A	W	5-4	* Furman
5-14	H	W	13-9	Newberry
5-15	N1	L	2-8	Erskine
5-18	H	W	4-3	* The Citadel
5-21	A	W	7-2	* South Carolina
5-22	A	W	6-5	* South Carolina
5-25	A	W	6-4	* The Citadel

\* - SoCon game; N1 - Anderson, S.C.

## 1949 (11-12 OVERALL; 10-5 SoCON)

Head Coach - Walter Cox (3rd Season)				
Date	Site	W-L	Score	Opponent
3-26	H	W	8-1	* Davidson
3-30	H	W	13-3	* Duke
3-31	H	L	16-18	* Duke
4-1	A	W	4-3	Presbyterian College
4-4	H	L	6-12	Georgia
4-9	H	L	5-19	Presbyterian College
4-15	A	L	7-9	Florida
4-16	A	L <sup>(10)</sup>	13-14	Florida
4-18	H	L	18-20	Wofford
4-19	H	W	9-6	* Furman
4-23	A	L <sup>(7)</sup>	0-2	* The Citadel <sup>(1)</sup>
4-23	A	W <sup>(7)</sup>	5-0	* The Citadel <sup>(2)</sup>
4-26	A	L	9-10	Newberry
4-27	A	W	16-3	* Furman
5-2	H	W <sup>(10)</sup>	6-5	* Furman
5-4	A	L	1-3	Wofford
5-6	H	W <sup>(11)</sup>	6-5	* South Carolina
5-10	A	W <sup>(12)</sup>	4-3	* Furman
5-13	H	W	10-5	* The Citadel
5-14	H	W	16-4	* The Citadel
5-16	N1	L	1-6	* NC State
5-20	A	L	2-4	* South Carolina
5-21	A	L	6-7	* South Carolina

\* - SoCon game; N1 - Laurinburg, N.C.

## 1950 (20-11 OVERALL; 13-3 SoCON)

NCAA District III Playoffs				
Head Coach - Walter Cox (4th Season)				
Date	Site	W-L	Score	Opponent
3-24	H	W	14-12	Michigan State
3-25	H	L	5-18	Michigan State
3-29	H	L	8-9	* Duke
3-30	H	W	17-6	* Duke
4-1	A	W	15-2	Presbyterian College
4-6	N1	L	1-2	* Bradley
4-6	A	L	0-6	# Rollins
4-7	N1	W	9-1	* Bradley
4-8	A	W	13-9	# Rollins
4-11	H	W <sup>(10)</sup>	11-10	Presbyterian College
4-12	A	L	5-8	Georgia
4-15	H	W	13-11	* Davidson
4-17	H	W	7-3	Georgia
4-18	H	W	12-0	* Furman
4-21	A	W	16-4	* The Citadel
4-22	A	W <sup>(10)</sup>	7-5	* The Citadel
4-26	A	W	10-3	* Furman
4-29	A	L	4-6	* Davidson
5-1	H	W	21-6	* Furman
5-5	A	W	14-5	* South Carolina
5-6	A	L	2-10	* South Carolina
5-9	A	W	11-7	* Furman
5-12	H	W	19-10	* The Citadel
5-13	H	W	12-11	* The Citadel
5-15	H	W <sup>(11)</sup>	8-7	* South Carolina
5-16	H	W	18-9	* South Carolina
5-26	N2	L	2-14	+ Wake Forest
5-26	N2	W	1-0	+ Virginia Tech
5-27	N2	L	2-3	+ Maryland
6-8	N3	L	1-6	* Alabama
6-9	N3	L	2-4	* Kentucky

\* - SoCon game; # - Rollins Invitational; + - SoCon Tournament; \$ - NCAA District III Playoffs; N1 - Winter Park, Fla.; N2 - Greensboro, N.C.; N3 - Kannapolis, N.C.

## 1951 (18-7 OVERALL; 16-2 SoCON)

Head Coach - Walter Cox (5th Season)				
Date	Site	W-L	Score	Opponent
3-23	A	L	9-10	Rollins
3-24	A	L	2-5	Rollins
3-26	H	L	7-8	Michigan State
3-27	H	L	6-16	Michigan State
4-4	A	W	4-1	Erskine
4-7	A	W	12-5	* Davidson
4-9	H	W	8-6	* South Carolina
4-10	H	W	11-1	* South Carolina
4-14	A	W	15-5	* The Citadel <sup>(1)</sup>
4-14	A	W <sup>(7)</sup>	3-1	* The Citadel <sup>(2)</sup>
4-17	H	W	26-13	* Furman
4-20	H	W	7-6	* The Citadel
4-21	H	W	12-3	* The Citadel
4-25	A	W	10-8	* Furman
4-26	A	W	4-3	* Duke
4-27	A	W	4-3	* North Carolina
4-28	A	L	5-7	* NC State
4-30	H	W	6-1	* Furman
5-4	H	W	20-2	* Davidson
5-5	H	L <sup>(10)</sup>	8-12	* Wake Forest
5-8	A	W	12-2	* Furman
5-11	N1	W	12-4	* South Carolina
5-12	A	W <sup>(7)</sup>	16-5	* South Carolina
5-18	N2	W	6-2	+ West Virginia
5-19	N2	L	0-5	+ Duke

\* - SoCon game; + - SoCon Tournament; N1 - Orangeburg, S.C.; N2 - Greensboro, N.C.

## 1952 (10-12 OVERALL; 10-10 SoCON)

Head Coach - Bob Smith (1st Season)				
Date	Site	W-L	Score	Opponent
3-24	H	L	3-13	Michigan State
3-25	H	L <sup>(8)</sup>	1-5	Michigan State
3-28	H	L	8-14	* Duke
3-29	H	W	10-9	* Duke
4-2	H	W	21-5	* Davidson
4-4	N1	W	5-2	* South Carolina
4-5	A	L	4-6	* South Carolina
4-7	H	L	5-12	* Wake Forest
4-8	H	L	14-16	* Wake Forest
4-12	A	L	3-4	* Davidson
4-14	A	L	2-6	* Duke
4-15	A	L	7-11	* Wake Forest
4-18	H	L	5-8	* The Citadel
4-19	H	W	14-4	* The Citadel
4-23	H	W	4-2	* Furman
4-25	H	L	3-4	* North Carolina
4-29	A	L <sup>(15)</sup>	4-5	* Furman
5-3	A	W <sup>(10)</sup>	6-4	* The Citadel <sup>(1)</sup>
5-3	A	W <sup>(7)</sup>	6-4	* The Citadel <sup>(2)</sup>
5-5	H	W <sup>(10)</sup>	12-11	* Furman <sup>(1)</sup>
5-5	H	W <sup>(7)</sup>	5-4	* Furman <sup>(2)</sup>
5-9	H	W	3-1	* South Carolina

\* - SoCon game; N1 - Orangeburg, S.C.


## 1953 (11-6 OVERALL; 11-6 SoCON)

Head Coach - Bob Smith (2nd Season)				
Date	Site	W-L	Score	Opponent
3-24	H	W <sup>(7)</sup>	4-3	* The Citadel <sup>(1)</sup>
3-24	H	W <sup>(8)</sup>	11-7	* The Citadel <sup>(2)</sup>
3-26	H	L	4-5	* Duke
4-3	A	L	4-5	* North Carolina
4-4	A	W	8-4	* NC State
4-8	A	W	15-1	* Furman
4-10	H	W <sup>(7)</sup>	7-0	* Davidson <sup>(1)</sup>
4-10	H	W	6-4	* Davidson <sup>(2)</sup>
4-13	H	W	13-4	* South Carolina
4-14	H	L	7-9	* South Carolina
4-22	H	W <sup>(14)</sup>	13-12	* Furman
4-25	A	L <sup>(7)</sup>	4-6	* Furman
5-1	N1	W	5-0	* The Citadel
5-2	A	L	1-5	* The Citadel
5-8	A	W	2-0	* South Carolina
5-9	A	L	4-13	* South Carolina
5-11	N2	W	3-1	* Furman

\* - SoCon game; # - no-hit game; N1 - Orangeburg, S.C.; N2 - Anderson, S.C.

## 1954 (14-10 OVERALL; 8-4 ACC, 1<sup>ST</sup>)

ACC Champion				
Head Coach - Bob Smith (3rd Season)				
Date	Site	W-L	Score	Opponent
3-22	A	W	3-2	Florida
3-23	A	L	9-10	Florida
3-26	N1	W <sup>(8)</sup>	7-4	Ohio State
3-26	A	L	0-3	Rollins



DOUG HOFFMAN  
WAS A THREE-  
YEAR (1957-59)  
STARTER IN  
CENTER FIELD  
AND PLAYED IN  
TWO COLLEGE  
WORLD SERIES.

3-27	N1	L	5-11	Ohio State
3-29	H	W	19-4	Washington & Lee
3-30	H	W	22-2	Washington & Lee
4-2	H	W	5-1	* NC State
4-3	H	W	8-4	* NC State
4-8	A	W	5-2	Furman
4-13	A	W	10-1	* South Carolina
4-15	A	W	5-3	* Wake Forest
4-20	A	W	5-0	* Wake Forest
4-23	A	W	5-4	* Duke
4-24	A	L	0-11	* Duke
4-30	H	W <sup>(10)</sup>	4-3	* North Carolina
5-1	H	L	8-10	* North Carolina
5-4	H	W	2-0	* South Carolina
5-8	A	L	2-3	* Maryland <sup>(1)</sup>
5-8	A	L	0-3	* Maryland <sup>(2)</sup>
5-12	H	L	9-13	Furman
5-15	N2	W	11-0	Newberry
5-22	H	L	10-11	* Virginia Tech
5-24	A	L	1-7	* Virginia Tech

\* - ACC game; \$ - NCAA District III play-in game; N1 - Winter Park, Fla.; N2 - Joanna, S.C.

## 1955 (7-11 OVERALL; 5-9 ACC, 7<sup>TH</sup>)

Head Coach - Bob Smith (4th Season)				
Date	Site	W-L	Score	Opponent
3-29	N1	W	5-3	* Duke
4-2	H	L <sup>(7)</sup>	2-3	* NC State
4-7	H	W	3-2	* Virginia
4-8	H	W	11-8	* Virginia
4-12	H	L	4-18	* Maryland <sup>(1)</sup>
4-12	H	L <sup>(7)</sup>	2-11	* Maryland <sup>(2)</sup>
4-15	A	L	4-6	Georgia Tech
4-16	A	W	8-4	Georgia Tech
4-19	A	W	7-2	Furman
4-22	A	L	3-10	* Duke
4-23	A	W	4-3	* North Carolina
4-25	A	L	4-11	* Wake Forest
4-26	A	W	12-10	* NC State
4-30	H	L	3-4	* South Carolina
5-6	H	L	11-15	* Wake Forest
5-7	H	L	8-11	* North Carolina
5-11	A	L	2-9	* South Carolina
5-14	H	L	7-8	Furman

\* - ACC game; N1 - Anderson, S.C.

## 1956 (4-14-2 OVERALL; 2-10-2 ACC, 7<sup>TH</sup>)

Head Coach - Bob Smith (5th Season)				
Date	Site	W-L	Score	Opponent
3-23	H	L	11-13	The Citadel
3-24	H	W	15-14	The Citadel
3-26	H	T	11-11	* Duke
3-30	A	L	3-7	* Virginia
3-31	A	L	6-9	* Virginia
4-2	A	W <sup>(10)</sup>	6-4	* Maryland

4-9	A	L	4-5	Furman
4-13	H	L	7-10	* NC State
4-14	H	T <sup>(4 1/2)</sup>	6-6	* Wake Forest
4-18	H	L	6-21	Georgia Tech
4-20	A	L <sup>(7)</sup>	0-6	* Duke <sup>(1)</sup>
4-20	A	L <sup>(7)</sup>	3-8	* Duke <sup>(2)</sup>
4-21	A	L	2-4	* North Carolina
4-25	A	L	1-2	Georgia Tech
4-27	A	W	5-1	* South Carolina
4-30	H	L	9-18	* North Carolina
5-3	H	W	4-2	Furman
5-7	A	L <sup>(8)</sup>	0-14	* Wake Forest
5-8	A	L	1-5	* NC State
5-11	H	L	3-12	* South Carolina

\* - ACC game

## 1957 (6-12 OVERALL; 3-11 ACC, 8<sup>TH</sup>)

Head Coach - Bob Smith (6th Season)				
Date	Site	W-L	Score	Opponent
3-29	H	L	2-6	* Virginia
3-30	H	W	6-3	* Maryland
4-6	H	W	6-3	Furman
4-9	H	L	2-6	* Duke
4-12	H	L	5-6	* NC State
4-13	H	L	6-9	* Wake Forest
4-17	A	L	1-2	* North Carolina
4-19	A	L	2-6	* Duke
4-22	A	L	2-8	* NC State
4-23	A	L	1-6	* Wake Forest
4-27	A	L	3-4	* South Carolina
4-29	H	W	4-3	* North Carolina
5-1	A	L	3-5	Furman
5-6	A	W	5-0	Georgia Tech
5-7	H	W <sup>(10)</sup>	7-6	Georgia Tech
5-10	A	L	2-4	* Maryland
5-11	A	L	3-8	* Virginia
5-14	H	W	10-6	* South Carolina

\* - ACC game

## 1958 (22-8 OVERALL; 11-3 ACC, 1<sup>ST</sup>)

ACC Champion				
College World Series Participant				
Head Coach - Bill Wilhelm (1st Season)				
Date	Site	W-L	Score	Opponent
3-24	H	W <sup>(7)</sup>	7-5	Michigan State
3-27	A	W	9-1	Furman
3-31	A	W <sup>(11)</sup>	5-4	The Citadel
4-2	H	W	23-9	The Citadel
4-3	H	L	2-3	Michigan State
4-4	H	W	10-1	* Virginia
4-5	H	W	6-2	* Maryland
4-8	A	L	1-8	Georgia Tech
4-9	H	W	2-1	* North Carolina
4-14	A	W	10-4	* Virginia
4-15	A	W	13-4	* Maryland

## ALL-TIME RESULTS

4-16	A	W	6-5	* NC State
4-17	H	W	12-8	* Wake Forest
4-21	H	W	5-3	* South Carolina
4-25	A	L	1-2	* North Carolina
4-26	A	L	4-5	* Wake Forest
5-1	A	W	8-1	* Duke
5-3	A	W	15-11	* NC State
5-8	H	W	11-6	Furman
5-9	A	W	9-2	* South Carolina
5-12	A	L	1-7	* Duke
5-19	N1	W	4-1	^ North Carolina
6-5	N1	L	6-8	\$ Florida
6-7	N1	W	4-2	* George Washington
6-7	N1	W <sup>(10)</sup>	8-5	* Florida State
6-9	N1	W	15-14	\$ Florida <sup>(1)</sup>
6-9	N1	W	3-1	\$ Florida <sup>(2)</sup>
6-14	N2	W	4-1	! Arizona
6-15	N2	L	4-17	! Holy Cross
6-16	N2	L	3-5	! Western Michigan

\* - ACC game; ^ - ACC Playoffs; \$ - NCAA District III Playoffs; ! - College World Series; N1 - Gastonia, N.C.; N2 - Omaha, Neb.

1959 (24-8 OVERALL; 9-5 ACC, 1<sup>ST</sup>)

## ACC Champion

## College World Series Participant

## Ranked No. 7 by Collegiate Baseball

## Head Coach - Bill Wilhelm (2nd Season)

Date	Site	W-L	Score	Opponent
3-23	H	W	8-6	The Citadel
3-26	H	W	6-1	Massachusetts
3-27	H	W	13-1	* Virginia
3-28	N1	W	9-2	* Maryland
3-30	A	W	8-2	Georgia
3-31	H	W	16-8	Adelphi
4-1	H	W	4-3	* Wake Forest
4-3	A	W	11-0	* South Carolina
4-4	A	W	6-4	Furman
4-6	H	L	3-6	* North Carolina
4-7	H	L	7-8	* NC State
4-14	A	L	3-7	* Maryland
4-15	A	L	3-4	* Virginia
4-24	A	W	2-1	* North Carolina
4-25	A	W	6-5	* Wake Forest
4-28	H	W	2-1	Georgia
4-30	A	W	12-7	* Duke
5-1	A	W	10-0	* Duke
5-2	A	L	2-9	* NC State
5-4	H	W	5-2	Georgia Southern
5-5	H	L	1-2	Georgia Southern
5-8	H	W	10-1	Furman
5-9	A	W	6-2	Oglethorpe
5-12	H	W	10-1	* South Carolina
5-16	N2	W	4-2	^ Wake Forest
5-18	N3	W	9-7	^ North Carolina
6-4	N3	W	9-6	* Georgia Tech
6-5	N3	W	24-2	* Florida State
6-6	N3	W	5-0	* Florida State
6-13	N4	L <sup>(12)</sup>	2-3	! Arizona
6-14	N4	W	7-1	! Colorado State
6-15	N4	L	0-7	! Penn State

\* - ACC game; ^ - ACC Playoffs; \$ - NCAA District III Playoffs; ! - College World Series; N1 - Orangeburg, S.C.; N2 - Thomasville, N.C.; N3 - Gastonia, N.C.; N4 - Omaha, Neb.

1960 (11-10-1 OVERALL; 7-6 ACC, 4<sup>TH</sup>)

## Head Coach - Bill Wilhelm (3rd Season)

Date	Site	W-L	Score	Opponent
3-21	A	T	7-7	Georgia Southern
3-22	A	W <sup>(8)</sup>	15-4	Georgia Southern
3-25	H	L	5-8	The Citadel
3-26	H	W	16-6	The Citadel
3-31	H	W	10-0	Georgia Tech
4-2	H	W	11-10	Georgia
4-8	H	W	15-5	* Virginia
4-9	H	L	5-20	* Maryland
4-15	A	W	4-0	* North Carolina
4-16	A	L	0-5	* NC State
4-19	A	W	6-2	* Virginia
4-23	H	W	12-10	* South Carolina
4-25	A	L	1-4	Georgia
5-2	H	W	15-5	* Wake Forest <sup>(1)</sup>
5-2	H	L <sup>(7)</sup>	2-3	* Wake Forest <sup>(2)</sup>
5-3	H	W	6-1	* Duke
5-4	H	W	4-2	* Duke
5-5	A	L	1-2	* South Carolina
5-9	H	L	3-6	* North Carolina
5-10	H	L <sup>(10)</sup>	7-8	* NC State

5-13	H	L	4-6	Furman
5-14	A	L <sup>(11)</sup>	3-4	Furman

\* - ACC game

1961 (12-11 OVERALL; 6-8 ACC, 5<sup>TH</sup>)

## Head Coach - Bill Wilhelm (4th Season)

Date	Site	W-L	Score	Opponent
3-24	A	L	4-6	The Citadel
3-25	A	W	6-4	The Citadel
4-1	H	W	9-8	* Maryland
4-1	H	W	23-9	* Virginia
4-4	A	W	5-3	Georgia
4-7	H	L	5-8	* Duke
4-8	H	L	0-5	* Wake Forest
4-11	H	W	14-9	Furman
4-14	H	L	9-17	* North Carolina
4-18	H	W	21-5	* South Carolina
4-21	A	L	7-9	* Maryland
4-22	A	W	10-6	* Virginia
4-25	A	W	3-1	* South Carolina
4-28	A	L	2-9	* North Carolina
4-29	A	L <sup>(7)</sup>	1-2	* NC State <sup>(1)</sup>
4-29	A	W	11-6	* NC State <sup>(2)</sup>
5-2	A	W	15-5	Georgia Tech
5-5	A	L	3-4	* Wake Forest
5-6	A	L	1-3	* Duke
5-11	H	W	20-2	Rollins
5-12	H	L <sup>(6)</sup>	2-4	Rollins
5-13	N1	W	7-4	% North Carolina
5-15	A	L <sup>(6)</sup>	4-5	Furman

\* - ACC game; % - not counted in ACC standings; N1 - Belmont, N.C.

1962 (17-8 OVERALL; 8-6 ACC, T-3<sup>RD</sup>)

## Head Coach - Bill Wilhelm (5th Season)

Date	Site	W-L	Score	Opponent
3-20	A	L	2-10	Georgia
3-23	H	W	17-1	The Citadel
3-24	H	W	22-3	The Citadel
3-30	A	L	8-14	Florida State
4-3	H	W	6-3	Georgia
4-7	H	W	3-2	* Maryland
4-10	H	L	3-4	* Duke
4-14	A	W	3-2	* Maryland
4-16	A	W <sup>(7)</sup>	11-2	* Virginia <sup>(1)</sup>
4-16	A	L	5-7	* Virginia <sup>(2)</sup>
4-19	H	W	14-11	Florida State
4-20	H	W	6-4	* Wake Forest
4-21	A	W	9-6	Georgia Tech <sup>(1)</sup>
4-21	A	W <sup>(7)</sup>	18-4	Georgia Tech <sup>(2)</sup>
4-24	A	W	5-4	* South Carolina
4-27	A	L	5-11	* North Carolina
4-28	A	W	9-2	* NC State
5-2	H	W	7-3	Furman
5-4	A	L	4-20	* Wake Forest
5-5	A	L	3-7	* Duke
5-8	H	W	27-17	* South Carolina
5-11	H	W	11-4	* North Carolina
5-12	H	L	0-1	* NC State
5-14	N1	W	6-0	% Wake Forest
5-15	A	W	11-1	Furman

\* - ACC game; % - not counted in ACC standings; N1 - Belmont, N.C.

1963 (15-11 OVERALL; 9-5 ACC, T-2<sup>ND</sup>)

## Head Coach - Bill Wilhelm (6th Season)

Date	Site	W-L	Score	Opponent
3-21	A	L	7-10	Florida State
3-22	A	W	12-7	Florida State
3-23	A	L	3-12	Florida State
3-23	N1	W	17-4	Navy
3-27	A	W	6-4	Georgia Tech
3-29	A	W	7-4	The Citadel
3-30	A	L	3-7	# The Citadel
4-3	H	L	8-10	Georgia Tech
4-8	H	L	6-11	Georgia
4-10	A	L	2-5	Georgia
4-12	A	L	4-5	* Virginia
4-13	A	W	10-4	* Virginia
4-15	A	L	1-2	* Maryland
4-16	A	W <sup>(13)</sup>	7-3	* Maryland
4-19	H	W	14-7	* NC State
4-20	H	W	8-2	* North Carolina
4-23	H	W	9-2	* South Carolina
4-26	A	L	5-14	* Wake Forest
4-27	A	W	5-1	* Duke
5-3	H	W	5-4	* Duke
5-4	H	L	8-14	* Wake Forest
5-7	A	W	6-5	Furman

5-10	A	W	12-11	* NC State
5-11	A	L	4-6	* North Carolina
5-14	A	W	5-1	† * South Carolina
5-15	H	W	11-6	Furman

\* - ACC game; # - no-hit game; † - Wilhelm's 100th victory; N1 - Tallahassee, Fla.

1964 (13-13 OVERALL; 6-7 ACC, T-4<sup>TH</sup>)

## Head Coach - Bill Wilhelm (7th Season)

Date	Site	W-L	Score	Opponent
3-19	A	L	5-8	Florida State
3-20	A	W	8-5	Florida State
3-20	N1	L	3-6	Tennessee
3-21	A	L	6-12	Florida State
3-23	H	W	9-3	Yale
3-24	H	W	10-5	Yale
3-27	H	W	9-1	* Virginia
3-28	H	L	9-11	* Virginia
3-30	H	L	3-6	* Maryland
3-31	H	W	11-8	* Maryland
4-1	H	W	11-4	Cornell
4-9	A	W	11-9	Georgia
4-11	H	L	8-10	Georgia
4-14	H	W	22-4	Georgia Tech
4-17	A	L	2-3	* NC State
4-18	A	L	3-4	* North Carolina
4-24	A	W	5-3	* Duke
4-25	A	L <sup>(11)</sup>	3-4	* Wake Forest
4-28	A	W	4-2	* South Carolina
5-1	H	L	0-3	* Wake Forest
5-6	A	W	1-0	Furman
5-8	H	W	9-4	* NC State
5-9	H	L	5-12	* North Carolina
5-12	H	W	5-3	* South Carolina
5-13	H	L	9-10	Furman
5-14	A	L	3-4	Georgia Tech

\* - ACC game; N1 - Tallahassee, Fla.

1965 (18-10-2 OVERALL; 9-5 ACC, 2<sup>ND</sup>)

## Head Coach - Bill Wilhelm (8th Season)

Date	Site	W-L	Score	Opponent
3-20	A	L	0-2	Georgia
3-22	A	W	4-2	The Citadel
3-23	A	W	6-2	The Citadel
3-30	H	L	3-6	Ohio
3-31	H	W <sup>(7)</sup>	15-1	Miami (Ohio)
4-1	H	W	14-0	Miami (Ohio) <sup>(1)</sup>
4-1	H	W <sup>(7)</sup>	9-0	Miami (Ohio) <sup>(2)</sup>
4-3	H	W <sup>(7)</sup>	4-2	Georgia Tech <sup>(1)</sup>
4-3	H	T <sup>(7)</sup>	6-6	Georgia Tech <sup>(2)</sup>
4-6	H	W	11-9	Furman
4-9	H	W	6-5	* North Carolina
4-10	H	L	5-8	* NC State
4-12	H	L	4-8	Georgia
4-16	A	L	1-6	* Maryland
4-17	A	L	1-2	* Maryland
4-20	A	W	5-2	* Virginia <sup>(1)</sup>
4-20	A	L	0-1	* Virginia <sup>(2)</sup>
4-23	H	W	10-2	* Duke
4-24	H	W	9-5	* Wake Forest
4-26	H	W	9-8	Florida State
4-27	H	L	11-13	Florida State <sup>(1)</sup>
4-27	H	L <sup>(5)</sup>	3-16	Florida State <sup>(2)</sup>
4-30	A	L <sup>(13)</sup>	3-4	* North Carolina
5-1	A	W	6-4	* NC State
5-4	H	W	18-1	* South Carolina
5-7	A	W	8-0	* Duke
5-8	A	W	2-0	* Wake Forest
5-11	A	T	4-4	Georgia Tech
5-13	A	W	9-3	* South Carolina
5-15	A	W	4-3	Furman

\* - ACC game

1966 (20-7-2 OVERALL; 9-4 ACC, 2<sup>ND</sup>)

## Head Coach - Bill Wilhelm (9th Season)

Date	Site	W-L	Score	Opponent
3-21	H	W	11-0	Virginia Tech
3-22	H	W	9-6	Virginia Tech
3-25	H	W	11-5	The Citadel
3-26	H	W	27-2	The Citadel
3-28	H	T <sup>(10)</sup>	12-12	Ohio
3-29	H	W	6-4	Ohio
3-30	H	W	8-3	Ohio
4-2	H	W	11-0	* Duke
4-5	H	W	7-3	* Wake Forest
4-8	H	W	11-2	* Maryland
4-9	H	W	12-7	* Maryland
4-11	H	W	8-4	* Virginia
4-12	H	W	18-3	* Virginia

4-15	A	L	1-6	* North Carolina
4-16	A	L	6-7	* NC State
4-18	H	W	14-9	Georgia Tech
4-19	A	W	17-9	Georgia
4-23	A	L	5-6	* Wake Forest
4-25	H	W	18-6	Furman
4-26	H	W	11-6	* South Carolina
4-30	H	L <sup>(8)</sup>	3-5	* North Carolina
5-12	H	T <sup>(8)</sup>	3-3	Georgia
5-16	H	W	8-7	* NC State
5-17	A	W	6-3	Furman
5-19	A	W	8-2	* South Carolina
5-20	A	L	1-4	Georgia Tech
5-23	A	L	5-11	Florida State
5-24	A	L	3-4	Florida State
5-25	A	W	4-3	Florida State

\* - ACC game

1967 (29-9 OVERALL; 11-2 ACC, 1<sup>ST</sup>)

## ACC Champion

## Ranked No. 7 by Collegiate Baseball

## Head Coach - Bill Wilhelm (10th Season)

Date	Site	W-L	Score	Opponent
3-17	H	W	4-1	Kentucky
3-18	H	W	9-0	Kentucky
3-20	H	L	5-6	Tennessee
3-21	H	W	6-2	Tennessee
3-23	H	W	8-1	Rhode Island <sup>(1)</sup>
3-23	H	L <sup>(7)</sup>	4-6	Rhode Island <sup>(2)</sup>
3-24	H	W	8-4	Springfield
3-25	H	W	6-1	Springfield
3-27	H	L	1-4	Massachusetts
3-29	H	W	4-0	Massachusetts <sup>(1)</sup>
3-29	H	W <sup>(7)</sup>	9-4	Massachusetts <sup>(2)</sup>
3-31	H	W	15-2	Davidson
4-4	H	W	10-1	Georgia Tech
4-5	A	W	7-3	Furman
4-7	H	W	6-1	* North Carolina
4-8	H	W	9-6	* NC State
4-10	H	L	1-4	Georgia
4-11	A	L	1-4	* South Carolina
4-14	A	W	8-2	* Wake Forest
4-15	A	L	3-10	* Duke
4-17	H	W	6-5	Furman
4-18	H	W	8-1	* South Carolina
5-3	A	W	2-1	Georgia
5-5	H	W	4-0	* Duke
5-6	A	W	3-0	# Georgia Tech
5-8	A	W	2-0	* North Carolina
5-9	A	W	8-5	* NC State
5-10	A	W	7-2	* Virginia
5-11	A	W	2-0	* Virginia
5-12	A	W	2-1	* Maryland
5-13	A	W	8-4	* Maryland
5-16	A	W <sup>(7)</sup>	6-1	Virginia Tech <sup>(1)</sup>
5-16	A	L <sup>(7)</sup>	2-4	Virginia Tech <sup>(2)</sup>
6-2	N1	L	3-5	\$ Florida State
6-3	N1	W	5-0	\$ West Virginia
6-3	N1	W	6-4	\$ Florida State
6-5	N1	W	3-2	\$ Auburn <sup>(1)</sup>
6-5	N1	L <sup>(13)</sup>	5-6	\$ Auburn <sup>(2)</sup>

\* - ACC game; # - no-hit game; \$ - NCAA District  
 III Playoffs; N1 - Gastonia, N.C.

# ALL-TIME RESULTS

4-13	H	W <sup>(7)</sup>	4-0	* North Carolina <sup>(2)</sup>
4-15	H	W	6-3	Georgia Tech
4-16	H	W	6-5	† * South Carolina
4-20	H	W <sup>(7)</sup>	3-1	* Maryland <sup>(1)</sup>
4-20	H	L <sup>(7)</sup>	2-7	* Maryland <sup>(2)</sup>
5-2	A	W <sup>(10)</sup>	2-1	* North Carolina
5-3	A	L <sup>(7)</sup>	2-4	* NC State <sup>(1)</sup>
5-3	A	L <sup>(7)</sup>	1-6	* NC State <sup>(2)</sup>
5-4	A	L	0-7	Georgia Tech
5-6	A	W <sup>(10)</sup>	3-2	Georgia
5-7	A	W <sup>(7)</sup>	1-0	* South Carolina <sup>(1)</sup>
5-7	A	L <sup>(7)</sup>	3-4	* South Carolina <sup>(2)</sup>
5-8	A	W	7-0	East Carolina
5-9	A	W	8-1	East Carolina
5-10	A	W <sup>(10)</sup>	2-0	* Wake Forest
5-11	A	W <sup>(7)</sup>	5-3	* Duke <sup>(1)</sup>
5-11	A	L <sup>(7)</sup>	0-7	* Duke <sup>(2)</sup>
5-13	A	L <sup>(11)</sup>	2-3	George Washington
5-14	A	L	0-1	* Maryland

\* - ACC game; † - Wilhelm's 200th victory

## 1969 (27-17-2 OVERALL; 12-8-1 ACC, 3<sup>RD</sup>)

Head Coach - Bill Wilhelm (12th Season)				
Date	Site	W-L	Score	Opponent
3-15	H	W	5-4	East Tennessee State <sup>(1)</sup>
3-15	H	W <sup>(7)</sup>	7-2	East Tennessee State <sup>(2)</sup>
3-19	H	L	3-17	Ohio
3-20	H	L <sup>(11)</sup>	5-7	Ohio
3-21	H	W	5-4	Virginia Tech
3-22	H	W <sup>(7)</sup>	5-4	Virginia Tech
3-22	H	W	18-1	Kent State
3-24	H	L <sup>(7)</sup>	5-9	Kent State <sup>(1)</sup>
3-24	H	T <sup>(6)</sup>	6-6	Kent State <sup>(2)</sup>
3-25	H	W	16-10	Massachusetts
3-26	H	W	13-9	Massachusetts
3-28	H	W <sup>(7)</sup>	28-1	Buffalo
3-29	H	W <sup>(7)</sup>	15-4	Buffalo <sup>(1)</sup>
3-29	H	W <sup>(7)</sup>	18-4	Buffalo <sup>(2)</sup>
3-30	H	W	10-1	Georgia
4-1	H	W	12-5	Furman
4-4	H	W <sup>(7)</sup>	5-3	* NC State <sup>(1)</sup>
4-4	H	W <sup>(7)</sup>	3-0	* NC State <sup>(2)</sup>
4-5	H	L	5-10	* North Carolina
4-7	A	L	6-13	* Duke
4-8	A	W <sup>(7)</sup>	4-3	* Wake Forest <sup>(1)</sup>
4-8	A	L <sup>(7)</sup>	0-11	* Wake Forest <sup>(2)</sup>
4-9	A	W	16-11	Georgia
4-11	H	W <sup>(7)</sup>	12-5	* Virginia <sup>(1)</sup>
4-11	H	W <sup>(7)</sup>	9-3	* Virginia <sup>(2)</sup>
4-12	H	W	7-0	* Maryland
4-16	A	T <sup>(13)</sup>	4-4	* South Carolina
4-19	H	L	2-6	Florida State <sup>(1)</sup>
4-19	H	L	1-3	Florida State <sup>(2)</sup>
4-21	H	L	3-4	Georgia Tech
4-23	H	W	14-1	Jacksonville
4-26	A	W	10-3	Furman
5-6	H	L <sup>(7)</sup>	1-2	* South Carolina <sup>(1)</sup>
5-6	H	W <sup>(7)</sup>	7-3	* South Carolina <sup>(2)</sup>
5-7	A	L	8-9	Davidson

5-9	H	W	7-6	* Wake Forest
5-10	H	W <sup>(7)</sup>	8-5	* Duke <sup>(1)</sup>
5-10	H	W <sup>(7)</sup>	7-2	* Duke <sup>(2)</sup>
5-12	A	L	1-7	* NC State
5-13	A	L <sup>(7)</sup>	2-5	* North Carolina <sup>(1)</sup>
5-13	A	W <sup>(7)</sup>	7-4	* North Carolina <sup>(2)</sup>
5-14	A	L	2-3	Virginia Tech
5-15	A	L	1-8	Virginia Tech
5-16	A	L	0-2	* Virginia
5-17	A	L <sup>(7)</sup>	2-3	* Maryland <sup>(1)</sup>
5-17	A	W <sup>(7)</sup>	7-5	* Maryland <sup>(2)</sup>

\* - ACC game

## 1970 (32-16 OVERALL; 14-7 ACC, 2<sup>ND</sup>)

Ranked No. 18 by Collegiate Baseball				
Head Coach - Bill Wilhelm (13th Season)				
Date	Site	W-L	Score	Opponent
3-7	H	W <sup>(7)</sup>	10-0	* Louisville <sup>(1)</sup>
3-7	H	W <sup>(7)</sup>	8-1	Louisville <sup>(2)</sup>
3-12	A	L	3-13	Florida
3-13	A	L	4-5	Florida
3-14	A	W <sup>(7)</sup>	5-2	Florida <sup>(1)</sup>
3-14	A	W <sup>(7)</sup>	6-3	Florida <sup>(2)</sup>
3-16	A	W	5-3	Jacksonville
3-17	A	L	0-4	Jacksonville
3-18	N1	W <sup>(8)</sup>	5-4	# Virginia Tech
3-18	A	W <sup>(7)</sup>	5-1	# Georgia Southern
3-19	N1	W <sup>(7)</sup>	6-3	# Virginia Tech
3-19	A	W	6-2	# Georgia Southern
3-23	H	W	6-5	George Washington
3-25	H	L	1-5	Ohio
3-26	H	W <sup>(10)</sup>	7-6	Ohio
3-27	H	W	14-2	Vermont
3-28	H	W <sup>(7)</sup>	8-2	Rider <sup>(1)</sup>
3-28	H	W <sup>(8)</sup>	2-1	Rider <sup>(2)</sup>
4-4	H	W <sup>(7)</sup>	2-1	* Wake Forest <sup>(1)</sup>
4-4	H	W <sup>(7)</sup>	5-0	* Wake Forest <sup>(2)</sup>
4-5	H	W	3-1	* Duke
4-7	H	W	17-6	Georgia Tech
4-8	A	W	16-4	Belmont Abbey
4-10	H	W	2-0	* NC State
4-11	H	W <sup>(7)</sup>	6-4	* North Carolina <sup>(1)</sup>
4-11	H	W <sup>(8)</sup>	5-0	* North Carolina <sup>(2)</sup>
4-14	A	L <sup>(7)</sup>	1-2	* South Carolina <sup>(1)</sup>
4-14	A	W <sup>(7)</sup>	2-1	* South Carolina <sup>(2)</sup>
4-15	H	W	4-1	Georgia
4-16	H	W	8-6	Belmont Abbey
4-18	A	L	1-5	* Maryland
4-19	A	W <sup>(7)</sup>	5-3	* Virginia <sup>(1)</sup>
4-19	A	L <sup>(7)</sup>	1-5	* Virginia <sup>(2)</sup>
5-5	H	W	4-0	* South Carolina
5-6	A	L <sup>(12)</sup>	10-11	Georgia
5-7	A	L	1-7	Georgia Tech
5-9	H	W <sup>(7)</sup>	3-1	* Maryland <sup>(1)</sup>
5-9	H	W <sup>(7)</sup>	9-1	* Maryland <sup>(2)</sup>
5-10	H	W	6-2	* Virginia
5-11	A	L	3-5	* North Carolina
5-12	A	W <sup>(7)</sup>	7-2	* NC State <sup>(1)</sup>
5-12	A	L <sup>(7)</sup>	2-3	* NC State <sup>(2)</sup>

5-13	A	L	5-14	Virginia Tech
5-14	A	L	0-1	Virginia Tech
5-15	A	W	9-5	* Wake Forest
5-16	A	L <sup>(7)</sup>	1-2	* Duke <sup>(1)</sup>
5-16	A	L <sup>(7)</sup>	1-2	* Duke <sup>(2)</sup>
5-22	N2	L	3-4	^ Maryland

\* - ACC game; ^ - first game played at Doug Kingsmore Stadium; # - Georgia Southern Tournament; ^ - ACC Playoff game; N1 - Statesboro, Ga.; N2 - Raleigh, N.C.

## 1971 (27-14 OVERALL; 10-4 ACC, 2<sup>ND</sup>)

Ranked No. 22 by Collegiate Baseball				
Head Coach - Bill Wilhelm (14th Season)				
Date	Site	W-L	Score	Opponent
3-6	H	W <sup>(7)</sup>	4-0	Louisville <sup>(1)</sup>
3-6	H	W <sup>(7)</sup>	9-2	Louisville <sup>(2)</sup>
3-11	H	L	1-2	East Tennessee State
3-12	H	W	4-3	East Tennessee State
3-15	A	W	10-5	Mississippi
3-16	A	L	4-12	Mississippi
3-17	A	L	1-8	Mississippi
3-18	A	W	6-4	Mississippi State
3-20	A	L <sup>(7)</sup>	1-2	Mississippi State <sup>(1)</sup>
3-20	A	W	10-8	Mississippi State <sup>(2)</sup>
3-22	H	L <sup>(10)</sup>	2-6	Ohio
3-23	H	L	3-7	Ohio
3-24	H	W	4-3	Ohio
3-28	N1	L	0-3	* NC State
3-30	H	L	3-8	Georgia Southern
3-31	H	W	3-0	Georgia Southern
4-3	H	W	2-1	* Wake Forest
4-4	H	W	5-4	* Duke
4-5	A	W <sup>(10)</sup>	4-1	Belmont Abbey
4-7	A	W	8-4	Georgia
4-10	N2	L	1-2	* North Carolina <sup>(1)</sup>
4-10	N2	L	1-3	* North Carolina <sup>(2)</sup>
4-11	A	W	4-0	* NC State
4-13	A	L	4-8	Georgia Tech
4-14	H	W	10-3	Georgia
4-15	H	W	7-1	Belmont Abbey
4-16	H	W	8-3	Belmont Abbey
4-17	H	W <sup>(7)</sup>	11-0	# Florida State <sup>(1)</sup>
4-17	H	W	12-7	Florida State <sup>(2)</sup>
4-18	H	W	3-2	Florida State
4-21	H	L	1-4	Georgia Tech
4-25	H	W	8-2	* South Carolina
5-4	A	W	8-4	* South Carolina
5-6	H	L	5-16	* Virginia
5-7	H	W	5-2	* Virginia
5-8	H	W <sup>(10)</sup>	3-2	* Maryland
5-9	H	W	4-1	* Maryland
5-12	A	W	5-2	* Duke
5-14	A	W	9-1	* Wake Forest
5-15	A	W <sup>(7)</sup>	6-4	Virginia Tech
5-16	N3	L	0-4	^ Maryland

\* - ACC game; # - no-hit game; ^ - ACC Playoff game; N1 - Columbia, S.C.; N2 - Durham, N.C.; N3 - Raleigh, N.C.

## 1972 (19-15 OVERALL; 6-7 ACC, 5<sup>TH</sup>)


Head Coach - Bill Wilhelm (15th Season)				
Date	Site	W-L	Score	Opponent
3-4	H	W	10-0	Louisville
3-5	H	W	14-2	Louisville
3-6	H	W	1-0	West Virginia
3-7	H	W	9-1	West Virginia
3-10	A	L	7-11	Florida State
3-11	A	L	3-6	Florida State
3-12	A	L	3-20	Florida State
3-17	N1	W	6-4	% Virginia Tech
3-17	A	W	2-1	% Georgia Southern
3-18	A	L	4-10	% Georgia Southern
3-18	N1	L	3-4	% Virginia Tech
3-20	H	W	2-1	Ohio
3-21	H	L <sup>(10)</sup>	1-2	Ohio
4-1	A	W <sup>(7)</sup>	8-0	* North Carolina <sup>(1)</sup>
4-1	A	L <sup>(7)</sup>	3-4	* North Carolina <sup>(2)</sup>
4-2	A	W	7-2	* NC State
4-4	H	W	8-0	South Carolina
4-5	A	L	1-2	South Carolina
4-8	H	W <sup>(7)</sup>	2-0	* Wake Forest <sup>(1)</sup>
4-8	H	W <sup>(7)</sup>	4-3	* Wake Forest <sup>(2)</sup>
4-9	H	W <sup>(11)</sup>	1-0	Georgia Tech
4-12	A	W	12-4	Georgia
4-15	H	W <sup>(7)</sup>	7-0	* NC State <sup>(1)</sup>
4-15	H	L <sup>(7)</sup>	2-3	* NC State <sup>(2)</sup>
4-16	H	W <sup>(12)</sup>	5-4	* North Carolina
4-18	A	W	12-3	Georgia
4-21	N2	W	5-2	South Carolina
5-2	H	W	4-0	Georgia
5-5	A	L	8-9	* Wake Forest
5-6	A	L <sup>(7)</sup>	3-4	* Virginia <sup>(1)</sup>
5-6	A	L <sup>(7)</sup>	2-5	* Virginia <sup>(2)</sup>
5-7	A	L	2-5	* Virginia
5-10	A	L	2-3	* Maryland <sup>(1)</sup>
5-10	A	L <sup>(7)</sup>	0-3	^# Maryland <sup>(2)</sup>

\* - ACC game; ^ - not counted in ACC standings; # - no-hit game; † - Wilhelm's 300th victory; % - Georgia Southern Tournament; N1 - Statesboro, Ga.; N2 - Sumter, S.C.

## 1973 (24-16 OVERALL; 10-2 ACC, T-1<sup>ST</sup>)


Head Coach - Bill Wilhelm (16th Season)				
Date	Site	W-L	Score	Opponent
3-9	H	W	7-3	West Virginia
3-13	H	W	5-0	Appalachian State
3-15	H	L <sup>(10)</sup>	4-8	Central Michigan
3-16	H	W <sup>(8)</sup>	3-0	* Maryland
3-18	N1	W	8-4	Austin Peay State
3-19	A	L <sup>(7)</sup>	1-2	Mississippi State <sup>(1)</sup>
3-19	A	L <sup>(7)</sup>	0-2	Mississippi State <sup>(2)</sup>
3-20	A	L <sup>(7)</sup>	3-6	Mississippi <sup>(1)</sup>
3-20	A	W <sup>(5)</sup>	10-4	Mississippi <sup>(2)</sup>
3-21	A	L	3-10	Mississippi
3-22	A	L	1-10	South Alabama
3-23	N2	W	2-0	Yale
3-23	A	L	1-11	South Alabama
3-25	A	W	15-8	Alabama
3-27	A	W	7-0	* Wake Forest
3-28	H	L <sup>(7)</sup>	2-8	Western Michigan <sup>(1)</sup>
3-28	H	W <sup>(7)</sup>	10-8	Western Michigan <sup>(2)</sup>
4-3	H	W <sup>(8)</sup>	3-0	* North Carolina
4-4	A	W	4-2	South Carolina
4-5	H	W	12-3	Georgia
4-6	H	L <sup>(10)</sup>	4-6	* Virginia
4-9	H	W	5-3	* Wake Forest
4-10	H	L	1-3	South Carolina
4-11	A	W	6-5	Georgia
4-13	A	W <sup>(7)</sup>	8-1	* NC State <sup>(1)</sup>
4-13	A	L <sup>(7)</sup>	1-7	* NC State <sup>(2)</sup>
4-14	A	W	3-1	* North Carolina
4-15	A	W	11-3	* Virginia
4-16	A	W	10-0	* Maryland
4-17	A	W <sup>(7)</sup>	9-7	* Duke <sup>(1)</sup>
4-17	A	W <sup>(7)</sup>	4-3	* Duke <sup>(2)</sup>
4-20	N3	W	10-3	+ Wake Forest
4-21	N3	W	3-1	+ Virginia
4-22	N3	L <sup>(10)</sup>	4-8	+ NC State <sup>(1)</sup>
4-22	N3	L	2-3	+ NC State <sup>(2)</sup>
4-23	H	L	5-7	Georgia
4-26	H	W <sup>(7)</sup>	2-1	Florida State <sup>(1)</sup>
4-26	H	L <sup>(7)</sup>	1-2	Florida State <sup>(2)</sup>
4-27	H	L	1-9	Florida State
4-28	N4	W	9-5	South Carolina

\* - ACC game; # - no-hit game; + - ACC Tournament; N1 - Livingston, Ala.; N2 - Mobile, Ala.; N3 - Chapel Hill, N.C.; N4 - Spartanburg, S.C.



THE 1971 TIGERS HAD A 27-14 RECORD AND FINISHED THE SEASON RANKED NO. 22 IN THE NATION BY COLLEGIATE BASEBALL.

# ALL-TIME RESULTS



AFTER WINNING THE ACC CHAMPIONSHIP, THE 1978 TIGERS PLAYED IN THE NCAA ATLANTIC REGIONAL AT MIAMI (FLA.).

## 1974 (23-15 OVERALL; 10-1 ACC, 1<sup>ST</sup>)

Head Coach - Bill Wilhelm (17th Season)

Date	Site	W-L	Score	Opponent
3-1	A	L	8-9	Georgia Southern
3-2	A	L	2-5	Georgia Southern
3-3	A	L	3-6	Georgia Southern
3-5	H	W	8-1	Mercer
3-6	H	W	12-0	Mercer
3-8	A	L	3-6	Florida State
3-9	A	W	7-5	Florida State
3-10	A	L	3-5	Florida State
3-13	H	L <sup>(10)</sup>	3-4	Western Carolina
3-15	H	W	3-2	* Maryland
3-17	A	L	6-17	Florida
3-18	A	L	3-10	Florida
3-19	A	W	24-2	Florida
3-20	A	L	5-6	Florida Southern
3-21	A	W	5-2	Florida Southern
3-26	H	W	5-0	East Tennessee State
3-28	H	L	0-3	South Carolina
3-30	H	W	18-1	* North Carolina
3-31	H	W	18-1	* Duke
4-2	H	W	3-0	Georgia
4-3	A	L	7-11	Georgia Tech
4-6	A	W	7-0	* Wake Forest
4-7	A	W	2-1	* NC State
4-9	H	W	12-3	Georgia Tech
4-10	A	L	4-5	Georgia
4-12	A	W	3-2	* North Carolina
4-14	A	W	8-5	* Maryland
4-16	H	W	6-3	Georgia
4-17	H	W	10-8	Georgia Tech
4-19	H	W <sup>(16)</sup>	3-2	* Virginia <sup>(1)</sup>
4-19	H	L <sup>(7)</sup>	1-2	* Virginia <sup>(2)</sup>
4-20	H	W	12-3	* Wake Forest
4-21	H	W	5-0	* NC State
4-26	N1	L	2-3	+ Virginia
4-27	N1	W	6-4	+ North Carolina
4-27	N1	W	9-6	+ Virginia
4-28	A	W	12-5	+ NC State <sup>(1)</sup>
4-28	A	L	6-8	+ NC State <sup>(2)</sup>

\* - ACC game; + - ACC Tournament; N1 - Raleigh, N.C.

## 1975 (33-10 OVERALL; 10-2 ACC, T-1<sup>ST</sup>)

Ranked No. 25 by Collegiate Baseball

Head Coach - Bill Wilhelm (18th Season)

Date	Site	W-L	Score	Opponent
3-1	H	W	9-6	Gardner-Webb
3-3	H	W	26-6	West Virginia
3-4	H	W	12-3	West Virginia
3-7	H	W <sup>(8)</sup>	4-1	Georgia Southern
3-8	H	W	13-3	Georgia Southern
3-9	H	W	9-2	Georgia Southern
3-14	A	W <sup>(7)</sup>	9-4	Alabama

3-14	N1	W <sup>(7)</sup>	4-1	Tennessee
3-15	N1	L <sup>(7)</sup>	4-8	Tennessee
3-15	A	W <sup>(7)</sup>	7-3	Alabama
3-17	A	L	1-2	Birmingham-Southern
3-19	A	W	5-4	Auburn <sup>(1)</sup>
3-19	A	W	6-4	Auburn <sup>(2)</sup>
3-20	A	W	3-0	Mercer
3-21	A	W	3-2	Mercer
3-23	A	W	11-1	Georgia
3-25	H	W	10-7	Marshall
3-26	H	L <sup>(7)</sup>	1-4	Marshall <sup>(1)</sup>
3-26	H	W <sup>(7)</sup>	13-0	Marshall <sup>(2)</sup>
3-28	A	L	3-6	* Maryland
3-31	H	W	4-0	St. John's
4-1	H	W	8-0	Western Carolina
4-4	H	W	4-2	* Virginia
4-5	H	W	6-5	* NC State
4-6	H	L	1-3	* NC State
4-8	A	W	10-3	Georgia Tech
4-11	H	W <sup>(7)</sup>	6-2	* North Carolina <sup>(1)</sup>
4-11	H	W <sup>(7)</sup>	5-2	* North Carolina <sup>(2)</sup>
4-12	H	W	14-3	* Duke <sup>(1)</sup>
4-12	H	W	8-1	* Duke <sup>(2)</sup>
4-13	H	W	5-2	* Maryland
4-15	H	W	10-1	Georgia
4-16	A	L	2-6	South Carolina
4-18	A	W	6-3	* Virginia
4-19	A	W	7-2	* Wake Forest
4-20	A	W	6-1	* Wake Forest
4-22	A	W	18-3	Georgia Tech
4-25	A	L	2-7	+ North Carolina
4-26	N2	W	15-1	+ Wake Forest
4-26	A	W	7-6	+ North Carolina
4-27	N2	L	2-3	+ NC State
5-23	A	L	3-5	\$ Eastern Michigan
5-24	N3	L	4-5	\$ Penn State

\* - ACC game; + - ACC Tournament; \$ - NCAA

Midwest Regional; N1 - Tuscaloosa, Ala.; N2 -

Chapel Hill, N.C.; N3 - Ypsilanti, Mich.

## 1976 (36-15 OVERALL; 10-2 ACC, 1<sup>ST</sup>)

ACC Champion

College World Series Participant

Ranked No. 5 by Collegiate Baseball

Head Coach - Bill Wilhelm (19th Season)

Date	Site	W-L	Score	Opponent
3-1	H	W	3-0	High Point
3-2	H	W <sup>(11)</sup>	4-3	High Point
3-3	H	W	9-0	Francis Marion
3-5	H	W	6-2	Charleston Southern
3-7	H	W	5-4	James Madison
3-8	A	L	3-4	Georgia
3-10	A	W	9-5	Erskine
3-11	H	W	6-0	* Maryland
3-13	A	W	6-5	Florida

3-14	A	L	4-5	Florida
3-15	A	L	3-7	Rollins
3-15	A	L <sup>(10)</sup>	1-3	Stetson
3-16	A	W	7-6	Rollins
3-17	A	W	11-3	Florida Southern
3-18	A	L	1-2	Florida Southern
3-19	A	L	2-16	Jacksonville
3-20	A	L	8-15	Georgia Southern <sup>(1)</sup>
3-20	A	W	16-12	Georgia Southern <sup>(2)</sup>
3-22	H	L <sup>(14)</sup>	1-3	Toledo
3-23	H	L	1-4	Toledo
3-24	H	L	4-6	Toledo
3-25	A	W	4-1	Newberry
3-27	H	W	10-6	North Carolina-Wilmington
3-28	H	W	10-2	North Carolina-Wilmington
3-31	N1	W	7-5	* Wake Forest <sup>(1)</sup>
3-31	N1	W	4-2	* Wake Forest <sup>(2)</sup>
4-2	A	W	10-6	South Carolina
4-3	A	W	7-4	* NC State
4-4	A	W	8-0	* NC State
4-5	A	W	12-3	Georgia Tech
4-6	H	W	5-2	Georgia
4-8	A	W	20-7	* Duke
4-9	A	L	1-10	* Duke
4-10	A	L <sup>(10)</sup>	2-3	* North Carolina
4-11	A	W <sup>(12)</sup>	3-2	* North Carolina
4-12	A	W <sup>(11)</sup>	12-10	Georgia Tech
4-13	H	L	3-4	South Carolina
4-14	A	W	10-3	Georgia
4-16	H	W	9-0	* Virginia
4-17	H	W	9-0	* Virginia
4-18	H	W	8-6	* Maryland
4-21	A	W	10-4	Wofford
4-23	H	W	2-0	+ Wake Forest
4-24	H	W	2-1	+ Maryland
4-25	H	W	3-2	+ Maryland
5-21	N1	W	13-2	\$ Furman
5-22	A	W	10-4	\$ South Carolina
5-24	N1	W	6-2	\$ Furman
6-11	N2	W	9-4	! Auburn
6-13	N2	L <sup>(10)</sup>	2-3	! Eastern Michigan
6-14	N2	L	6-10	! Arizona

\* - ACC game; # - no-hit game; † - Wilhelm's

400th victory; + - ACC Tournament; \$ - NCAA

Atlantic Regional; ! - College World Series; N1 -

Columbia, S.C.; N2 - Omaha, Neb.

## 1977 (42-10 OVERALL; 9-1 ACC, 1<sup>ST</sup>)

College World Series Participant

Ranked No. 5 by Collegiate Baseball

Head Coach - Bill Wilhelm (20th Season)

Date	Site	W-L	Score	Opponent
2-26	A	W <sup>(7)</sup>	12-2	Columbus <sup>(1)</sup>
2-26	A	W <sup>(7)</sup>	13-5	Columbus <sup>(2)</sup>
3-1	H	W	10-1	High Point

3-2	H	W	10-0	High Point
3-3	A	W	2-1	Georgia
3-5	H	W	6-0	* Duke
3-8	H	W <sup>(7)</sup>	6-2	James Madison <sup>(1)</sup>
3-8	H	W	10-3	James Madison <sup>(2)</sup>
3-9	H	W	3-0	Mercer
3-10	H	W	8-6	Mercer
3-11	H	W	5-2	Marshall
3-12	A	W	5-2	The Citadel
3-14	A	W	8-0	Charleston Southern
3-15	A	W	3-1	Charleston Southern
3-16	A	W	8-6	Francis Marion
3-17	A	W	8-0	# North Carolina-Wilmington
3-18	A	W	4-1	North Carolina-Wilmington
3-19	A	W	11-6	* Wake Forest
3-20	A	W	13-12	* Wake Forest
3-22	H	W	8-1	Toledo
3-23	H	W <sup>(7)</sup>	10-3	Toledo <sup>(1)</sup>
3-23	H	W <sup>(7)</sup>	6-5	Toledo <sup>(2)</sup>
3-24	H	W <sup>(11)</sup>	5-3	Toledo <sup>(1)</sup>
3-24	H	W <sup>(5)</sup>	13-0	Toledo <sup>(2)</sup>
3-26	H	W	3-0	Lewis
3-27	H	W	9-8	Lewis
3-28	H	L	1-2	South Carolina
4-1	H	L	3-6	Newberry
4-2	H	W	7-3	* NC State
4-6	H	W	2-0	Georgia
4-7	H	W	13-0	Erskine
4-8	H	W	8-7	Georgia Tech
4-9	H	W	14-0	* North Carolina
4-10	H	W	9-3	* North Carolina
4-12	A	L <sup>(7)</sup>	6-7	South Carolina <sup>(1)</sup>
4-12	A	L <sup>(7)</sup>	2-7	South Carolina <sup>(2)</sup>
4-14	A	L <sup>(10)</sup>	9-12	* Maryland
4-15	A	W	9-6	* Maryland
4-16	A	W	8-3	* Virginia
4-17	A	W	26-4	* Virginia
4-19	A	W <sup>(6)</sup>	2-0	Wofford
4-22	H	W	10-3	+ NC State
4-23	H	L	4-5	+ Wake Forest
4-24	H	W	14-6	+ NC State
4-24	H	L	9-22	+ Wake Forest
5-20	N1	W	8-7	\$ Mississippi
5-21	A	W	7-2	\$ Miami (Fla.)
5-22	A	L	3-10	\$ Miami (Fla.) <sup>(1)</sup>
5-22	A	W	10-9	\$ Miami (Fla.) <sup>(2)</sup>
6-10	N2	L	7-10	! Arizona State
6-11	N2	W	13-4	! Temple
6-14	N2	L	0-1	! California State-Los Angeles

## 1978 (39-14 OVERALL; 10-2 ACC, 1<sup>ST</sup>)

ACC Champion

Ranked No. 25 by Collegiate Baseball

Head Coach - Bill Wilhelm (21st Season)

Date	Site	W-L	Score	Opponent
2-25	A	W <sup>(7)</sup>	10-4	Columbus <sup>(1)</sup>
2-25	A	W <sup>(6)</sup>	9-4	Columbus <sup>(2)</sup>
2-26	A	W	7-6	Valdosta State <sup>(1)</sup>
2-26	A	L <sup>(5)</sup>	1-4	Valdosta State <sup>(2)</sup>
3-4	A	L	2-4	Georgia Southern
3-5	A	L <sup>(7)</sup>	1-3	Georgia Southern <sup>(1)</sup>
3-5	A	W <sup>(7)</sup>	5-2	Georgia Southern <sup>(2)</sup>
3-7	H	W <sup>(7)</sup>	7-6	James Madison <sup>(1)</sup>
3-7	H	W <sup>(5)</sup>	6-5	James Madison <sup>(2)</sup>
3-12	H	W	8-1	* Wake Forest
3-13	H	W	11-3	* Wake Forest
3-16	H	W	14-4	* Virginia
3-17	H	W	4-3	* Virginia
3-18	A	W	6-1	High Point
3-19	A	W	4-0	* NC State
3-20	A	W	25-6	* Duke
3-21	A	W <sup>(8)</sup>	15-10	* Duke
3-22	A	L	3-4	East Carolina
3-23	A	W	3-0	East Carolina
3-24	A	L	1-6	* North Carolina
3-28	H	W <sup>(12)</sup>	3-2	Lewis
3-29	H	W <sup>(7)</sup>	5-0	Lewis <sup>(1)</sup>
3-29	H	W <sup>(7)</sup>	1-0	Lewis <sup>(2)</sup>
3-30	H	W	10-2	Lewis
4-1	A	W	10-2	South Carolina
4-2	A	L	6-10	South Carolina
4-3	H	W	12-3	Western Carolina
4-4	A	L <sup>(7)</sup>	2-4	Mercer <sup>(1)</sup>
4-4	A	L <sup>(7)</sup>	4-7	Mercer <sup>(2)</sup>
4-5	A	W <sup>(7)</sup>	11-6	Georgia <sup>(1)</sup>

# ALL-TIME RESULTS

4-5	A	L <sup>(7)</sup>	5-6	Georgia <sup>(2)</sup>
4-6	H	W <sup>(7)</sup>	3-2	Charleston Southern <sup>(1)</sup>
4-6	H	W <sup>(7)</sup>	10-3	Charleston Southern <sup>(2)</sup>
4-7	A	W	13-9	Georgia Tech
4-8	H	W <sup>(7)</sup>	5-1	Howard <sup>(1)</sup>
4-8	H	W <sup>(7)</sup>	15-7	Howard <sup>(2)</sup>
4-9	H	W	7-6	Howard
4-10	H	L	1-3	Francis Marion
4-12	A	W	6-1	† Newberry
4-13	H	L	1-2	Georgia Tech
4-15	H	W	17-8	* Maryland
4-16	H	W	8-7	* Maryland
4-17	A	L <sup>(12)</sup>	9-10	* North Carolina
4-18	A	W <sup>(8)</sup>	2-1	* NC State
4-22	H	W	12-1	* NC State
4-23	H	W	13-0	+ Duke
4-24	H	W	7-2	+ Wake Forest
4-28	H	W	7-6	North Carolina-Wilmington
4-29	H	W	4-3	North Carolina-Wilmington
4-30	H	W	11-4	South Carolina
5-19	A	W	8-5	\$ Miami (Fla.)
5-20	N1	L	5-9	\$ Marshall
5-21	A	L	5-7	\$ Miami (Fla.)

\* - ACC game; † - Wilhelm's 500th victory; + - ACC Tournament; \$ - NCAA Atlantic Regional; N1 - Coral Gables, Fla.

## 1979 (40-15 OVERALL; 10-1 ACC, 1<sup>ST</sup>)

ACC Champion  
Ranked No. 9 by Collegiate Baseball  
Head Coach - Bill Wilhelm (22nd Season)

Date	Site	W-L	Score	Opponent
2-23	A	L	5-17	Florida
2-26	A	W <sup>(7)</sup>	5-0	Valdosta State <sup>(1)</sup>
2-26	A	W <sup>(7)</sup>	6-2	Valdosta State <sup>(2)</sup>
2-28	H	W	12-2	Georgia
3-3	H	W <sup>(7)</sup>	2-1	High Point <sup>(1)</sup>
3-3	H	W <sup>(7)</sup>	6-2	High Point <sup>(2)</sup>
3-6	H	W	2-1	East Carolina
3-7	H	W	1-0	East Carolina
3-8	H	W	8-3	Western Carolina
3-10	A	L	2-4	Auburn
3-11	A	L	1-10	# Auburn
3-12	A	L <sup>(7)</sup>	1-5	Columbus <sup>(1)</sup>
3-12	A	W <sup>(7)</sup>	11-1	Columbus <sup>(2)</sup>
3-14	H	W	13-1	* Duke
3-15	H	W	6-4	* Duke
3-17	A	W	8-2	Francis Marion
3-18	A	W	17-2	North Carolina-Wilmington
3-19	A	W	8-6	North Carolina-Wilmington
3-20	A	W	10-3	The Citadel
3-21	A	W	6-1	The Citadel
3-22	A	W	17-10	Charleston Southern
3-24	A	W	3-1	South Carolina
3-25	A	L	6-7	South Carolina
3-27	H	W	6-5	* North Carolina
3-28	H	W	7-4	* North Carolina
3-31	H	W	8-1	* NC State
4-1	A	W	13-3	Western Carolina
4-5	H	W	11-4	Howard
4-7	A	W	41-9	* NC State
4-8	A	W <sup>(16)</sup>	8-6	* Wake Forest
4-9	A	W	13-7	* Wake Forest
4-10	H	W	12-3	Erskine
4-11	A	W	14-6	Georgia Tech
4-14	H	W	1-0	South Carolina
4-15	H	W	6-3	South Carolina
4-16	A	L	14-15	Georgia
4-18	H	W	20-2	Georgia Tech
4-21	H	L	8-10	Georgia Southern
4-22	H	W <sup>(8)</sup>	1-0	Georgia Southern <sup>(1)</sup>
4-22	H	L <sup>(8)</sup>	10-12	Georgia Southern <sup>(2)</sup>
4-25	A	W	10-4	* Virginia
4-28	A	W <sup>(7)</sup>	5-3	* Maryland <sup>(1)</sup>
4-28	A	L <sup>(7)</sup>	2-6	* Maryland <sup>(2)</sup>
5-5	A	W	11-5	Appalachian State
5-6	A	W	15-1	Appalachian State
5-7	A	L	8-12	Virginia Tech
5-8	A	W	15-2	James Madison
5-9	A	L	10-11	James Madison
5-10	A	L	4-7	James Madison
5-11	A	W	8-6	East Tennessee State
5-12	A	L	8-13	East Tennessee State
5-18	N1	W	8-4	\$ Georgia Southern
5-19	A	L	1-2	\$ Miami (Fla.)
5-20	N1	W	2-0	\$ Georgia Southern
5-20	A	L	1-4	\$ Miami (Fla.)

\* - ACC game; # - no-hit game; \$ - NCAA Atlantic Regional; N1 - Coral Gables, Fla.

## 1980 (38-21 OVERALL; 6-5 ACC, 3<sup>RD</sup>)

ACC Champion  
College World Series Participant  
Ranked No. 4 by Collegiate Baseball

Head Coach - Bill Wilhelm (23rd Season)

Date	Site	W-L	Score	Opponent
2-21	H	W	8-0	Erskine
2-22	A	L	2-6	Valdosta State
2-23	A	L	3-4	Florida
2-25	A	L	0-6	Florida
2-27	H	W	22-7	Georgia
2-28	H	W	10-2	Western Carolina
3-1	A	W	8-5	Georgia
3-7	H	L	2-3	East Tennessee State
3-9	H	L <sup>(11)</sup>	1-3	East Tennessee State <sup>(1)</sup>
3-9	H	W <sup>(7)</sup>	8-0	East Tennessee State <sup>(2)</sup>
3-10	H	W <sup>(7)</sup>	2-0	# North Carolina-Wilmington <sup>(1)</sup>
3-10	H	L <sup>(7)</sup>	1-3	North Carolina-Wilmington <sup>(2)</sup>
3-11	H	W	8-2	North Carolina-Wilmington
3-14	H	W <sup>(10)</sup>	5-4	* Wake Forest
3-15	A	W	10-7	% Stetson
3-17	N1	L	7-10	% Cincinnati
3-18	A	W	3-2	% Rollins
3-19	N1	W	5-0	% Cornell
3-20	N1	W	8-2	% Cincinnati
3-21	A	L	1-5	% Rollins
3-22	N1	L <sup>(10)</sup>	6-7	% Cornell
3-25	H	W	4-1	Ohio State
3-26	H	W	2-0	Ohio State
3-27	H	W <sup>(7)</sup>	6-0	Ohio State <sup>(1)</sup>
3-27	H	W <sup>(7)</sup>	8-3	Ohio State <sup>(2)</sup>
3-31	H	W	12-1	Howard
4-1	H	W	4-2	Howard
4-3	H	W	18-1	* Georgia Tech
4-5	H	L	3-14	* North Carolina
4-6	H	L	3-6	* NC State
4-7	H	W	3-2	Francis Marion
4-9	A	L	10-12	* Georgia Tech
4-10	A	W	14-8	Western Carolina
4-11	A	L	4-5	* Wake Forest
4-12	A	L	3-4	* North Carolina
4-15	H	W	9-3	South Carolina
4-16	H	W	4-3	South Carolina
4-17	H	W	3-1	* Virginia
4-18	H	W	6-5	* Virginia
4-19	H	W	1-0	* Maryland
4-20	H	W	5-2	* Maryland
4-22	N2	W	4-0	+ Wake Forest
4-24	N2	W	9-4	+ Maryland
4-25	A	W	5-4	+ NC State
4-26	N2	W	12-3	+ North Carolina
5-3	H	L	2-4	Virginia Tech
5-4	H	W	8-0	Virginia Tech
5-5	A	W	13-3	Georgia Southern
5-6	A	W <sup>(10)</sup>	10-8	Georgia Southern
5-7	A	L	5-14	Georgia Southern
5-8	A	L	7-13	Tennessee
5-9	A	W	11-3	Tennessee
5-10	A	L	1-6	South Carolina
5-11	A	L	1-4	South Carolina
5-22	H	W	22-4	\$ East Tennessee State
5-24	H	W	6-2	\$ South Carolina
5-25	H	W	17-12	\$ South Carolina
5-31	N3	L	5-13	! Miami (Fla.)
6-1	N3	L	4-6	! California

\* - ACC game; # - perfect, no-hit game; % - Rollins Invitational; + - ACC Tournament; \$ - NCAA Atlantic Regional; ! - College World Series; N1 - Winter Park, Fla.; N2 - Raleigh, N.C.; N3 - Omaha, Neb.

## 1981 (34-24 OVERALL; 10-4 ACC, T-1<sup>ST</sup>)

ACC Champion  
Head Coach - Bill Wilhelm (24th Season)

Date	Site	W-L	Score	Opponent
2-20	A	W	6-0	The Citadel
2-21	A	W	6-3	The Citadel
2-26	A	L	1-8	Florida
2-27	A	L	4-5	Florida
2-28	A	L	8-9	Florida State
3-1	A	L	7-11	Florida State
3-2	A	L	4-7	Valdosta State
3-3	A	W	6-1	Valdosta State
3-5	A	W	19-16	Georgia
3-6	H	W <sup>(10)</sup>	7-6	Western Carolina
3-7	H	W	16-1	Appalachian State
3-8	H	L	4-10	Appalachian State
3-9	H	W	18-3	Marshall
3-10	H	W	2-0	Howard

3-11	H	W	15-1	Howard
3-12	H	W	7-4	* Duke
3-13	H	W	8-7	* Duke
3-14	A	W	9-5	† Winthrop
3-15	A	W	10-2	Francis Marion
3-16	A	L	8-9	North Carolina-Wilmington
3-17	A	W <sup>(10)</sup>	3-2	North Carolina-Wilmington
3-18	A	W	14-4	East Carolina
3-19	A	L	1-4	East Carolina
3-20	A	L	6-7	* Wake Forest
3-21	A	L	7-10	* North Carolina
3-23	H	W	4-2	Ohio State
3-24	H	L <sup>(11)</sup>	7-8	Ohio State
3-25	H	W	5-3	Tennessee
3-26	H	L	4-10	Tennessee
3-27	H	L <sup>(11)</sup>	5-6	Georgia Southern
3-28	H	W	6-0	Georgia Southern
3-29	H	L	7-8	Georgia Southern
3-31	H	L	2-3	Georgia
4-1	H	W	6-4	* Georgia Tech
4-2	H	W	6-4	Winthrop
4-3	A	L	2-6	South Carolina
4-4	A	L	7-12	South Carolina
4-5	H	W <sup>(11)</sup>	6-5	* Wake Forest
4-6	A	W	13-1	Erskine
4-7	A	W	10-5	* Georgia Tech
4-8	A	L	20-22	Georgia
4-11	H	W <sup>(7)</sup>	6-1	* NC State <sup>(1)</sup>
4-11	H	W <sup>(7)</sup>	2-0	* NC State <sup>(2)</sup>
4-12	H	W	6-2	* North Carolina
4-13	H	W <sup>(11)</sup>	5-4	South Carolina
4-14	H	L	2-12	South Carolina
4-16	A	L	11-21	* Maryland
4-17	A	L	6-10	* Maryland
4-18	A	W	11-7	* Virginia
4-19	A	W	11-5	* Virginia
4-22	N1	W <sup>(10)</sup>	7-6	+ Georgia Tech
4-23	N1	L	0-1	+ Duke
4-24	N1	W <sup>(10)</sup>	6-5	+ Wake Forest
4-25	A	W	7-4	+ North Carolina
4-25	N1	W	9-2	+ Duke
4-26	A	W	7-5	+ North Carolina
5-22	H	L	2-7	\$ Wichita State
5-23	H	L	1-2	\$ East Tennessee State

\* - ACC game; † - Wilhelm's 600th victory; + - ACC Tournament; \$ - NCAA Atlantic Regional; N1 - Chapel Hill, N.C.

## 1982 (37-22 OVERALL; 10-2 ACC, 1<sup>ST</sup>)

Head Coach - Bill Wilhelm (25th Season)

Date	Site	W-L	Score	Opponent
2-24	A	W	7-0	Florida
2-25	A	W	14-5	Florida
2-26	A	W	12-7	Florida
2-27	A	W <sup>(7)</sup>	10-5	Valdosta State <sup>(1)</sup>
2-27	A	W <sup>(7)</sup>	1-0	Valdosta State <sup>(2)</sup>
2-28	A	W <sup>(7)</sup>	8-3	Valdosta State <sup>(1)</sup>
2-28	A	W <sup>(7)</sup>	3-0	Valdosta State <sup>(2)</sup>
3-2	H	L	3-7	Georgia
3-3	H	W	6-2	Campbell
3-4	H	W	11-1	Campbell
3-5	H	W	5-0	# Western Carolina
3-6	H	W	20-7	The Citadel
3-8	H	W	2-1	East Carolina
3-9	H	W	6-3	East Carolina
3-10	H	W	6-3	North Carolina-Wilmington
3-11	H	W	7-1	Marshall
3-12	H	W	12-5	Marshall
3-14	H	W	13-1	* Wake Forest
3-17	A	W	9-6	* NC State
3-18	A	L <sup>(10)</sup>	4-5	* North Carolina
3-19	A	W	5-3	* Duke
3-22	H	W	14-2	Howard
3-23	H	W	17-4	Howard
3-24	H	L	2-7	Ohio State
3-25	H	W	7-1	Ohio State
3-27	H	W	7-2	Francis Marion
3-28	A	L	6-7	Winthrop
3-29	A	L	3-10	Western Carolina
3-31	H	W	17-4	* Georgia Tech
4-1	H	L	1-8	Florida State
4-2	H	L <sup>(7)</sup>	6-7	Florida State
4-3	H	W	10-7	* North Carolina
4-4	H	L	13-16	* NC State
4-6	A	L	10-11	Georgia
4-7	A	W	10-2	* Georgia Tech
4-11	H	W	4-1	South Carolina
4-12	H	L	4-5	South Carolina
4-13	H	L	5-8	Georgia

4-15	H	W	15-2	* Maryland
4-16	H	W <sup>(13)</sup>	4-3	* Maryland
4-17	H	W	9-1	* Virginia
4-18	H	W	18-6	* Virginia
4-21	N1	W	10-9	+ Duke
4-22	N1	W	16-2	+ Georgia Tech
4-23	N1	L	4-6	+ Virginia
4-24	A	L	0-3	+ North Carolina
5-4	A	L	7-9	Alabama
5-5	A	L	1-7	Alabama
5-6	A	L	7-8	Alabama
5-8	A	L <sup>(11)</sup>	6-7	Auburn <sup>(1)</sup>
5-8	A	W	22-10	Auburn <sup>(2)</sup>
5-9	A	L <sup>(12)</sup>	0-9	^ Auburn
5-10	A	L	3-5	Troy
5-11	A	W	4-0	Troy
5-13	A	W	25-5	Georgia Southern
5-14	A	L	6-7	Georgia Southern
5-15	A	W	12-2	Georgia Southern
5-16	A	L	5-11	South Carolina
5-17	A	L	1-4	South Carolina

\* - ACC game; # - no-hit game; + - ACC Tournament; ^ - forfeited game (score was 7-7 in the top of the 12th inning); N1 - Chapel Hill, N.C.

## 1983 (30-20-1 OVERALL; 6-5 ACC, 3<sup>RD</sup>)

Head Coach - Bill Wilhelm (26th Season)

## ALL-TIME RESULTS

2-28	H	L <sup>(7)</sup>	4-5	Ball State <sup>(2)</sup>
2-29	H	W	9-1	Ball State
3-1	H	L	3-6	Old Dominion
3-2	H	W	6-3	Old Dominion
3-3	A	W	11-4	* Duke
3-4	A	W	7-1	* Duke
3-6	H	L <sup>(7)</sup>	4-7	The Citadel <sup>(1)</sup>
3-6	H	W <sup>(7)</sup>	6-0	# The Citadel <sup>(2)</sup>
3-7	H	W	2-1	North Carolina-Wilmington
3-8	H	L	5-8	North Carolina-Wilmington
3-9	H	W	5-4	* Maryland
3-10	H	W	5-2	* Maryland
3-11	H	L	6-9	Georgia
3-12	H	W	8-1	† Marshall
3-14	H	W <sup>(7)</sup>	7-3	Marshall <sup>(1)</sup>
3-14	H	W <sup>(7)</sup>	6-0	Marshall <sup>(2)</sup>
3-15	H	W	6-2	* Virginia
3-16	H	W	7-2	* Virginia
3-17	H	L	3-7	Virginia Tech
3-18	H	W	6-2	Virginia Tech
3-19	H	W	8-0	Virginia Tech
3-21	A	L	4-8	Alabama
3-22	A	W <sup>(7)</sup>	4-1	Alabama <sup>(1)</sup>
3-22	A	L <sup>(7)</sup>	1-3	Alabama <sup>(2)</sup>
3-23	A	W	11-4	Mississippi
3-24	A	W	4-2	Mississippi
3-25	A	W <sup>(11)</sup>	3-1	Mississippi
3-28	H	W	5-1	* Georgia Tech
3-29	H	W	13-0	Florida State
3-30	H	W	13-3	Florida State
3-31	H	L	2-5	* NC State
4-1	H	L	1-3	* North Carolina
4-5	H	W	5-3	Western Carolina
4-6	A	W	13-1	* Wake Forest
4-7	A	W	15-7	* NC State
4-8	A	W	5-1	* North Carolina
4-10	H	L	7-9	Furman
4-11	A	W	7-2	* Georgia Tech
4-12	A	L	2-9	Western Carolina
4-13	A	W	10-1	South Carolina-Aiken
4-14	H	W	9-3	* Wake Forest
4-15	A	W	6-0	Winthrop
4-16	H	W	19-0	Augusta
4-18	N1	L	5-8	+ Duke
4-19	N1	W	7-6	+ Virginia
4-20	N1	W	12-1	+ Maryland
4-21	N1	L	6-7	+ North Carolina
4-24	A	L	11-14	Georgia
4-25	H	W	5-2	Georgia
4-26	H	W	11-1	Erskine
4-28	A	W	11-5	Vanderbilt

\* - ACC game; # - no-hit game; † - Wilhelm's 700th victory; + - ACC Tournament; N1 - Durham, N.C.

1985 (36-30-1 OVERALL; 9-4 ACC, T-1<sup>ST</sup>)

Head Coach - Bill Wilhelm (28th Season)

Date	Site	W-L	Score	Opponent
2-16	A	L <sup>(10)</sup>	9-10	The Citadel
2-17	A	W	12-5	The Citadel
2-23	A	W <sup>(8)</sup>	5-3	Valdosta State <sup>(1)</sup>
2-23	A	L <sup>(7)</sup>	3-10	Valdosta State <sup>(2)</sup>
2-25	A	W <sup>(7)</sup>	9-0	Valdosta State <sup>(1)</sup>
2-25	A	W <sup>(7)</sup>	6-5	Valdosta State <sup>(2)</sup>
2-28	H	L	3-4	Charlotte
3-2	A	L <sup>(7)</sup>	2-11	North Carolina-Wilmington <sup>(1)</sup>
3-2	A	W <sup>(7)</sup>	9-4	North Carolina-Wilmington <sup>(2)</sup>
3-3	A	L	5-8	North Carolina-Wilmington
3-5	H	W	5-0	* Duke
3-6	H	W	11-2	* Duke
3-7	H	L	4-6	Old Dominion
3-8	H	W	8-2	Old Dominion
3-9	A	W <sup>(10)</sup>	4-3	Charlotte
3-10	A	W	11-4	Francis Marion
3-11	A	L	7-8	Campbell
3-12	A	L	6-10	East Tennessee State
3-13	A	W	15-4	East Tennessee State
3-15	A	T <sup>(8)</sup>	4-4	Virginia Tech
3-16	A	L	7-14	Virginia Tech
3-17	A	L	6-20	Virginia Tech
3-18	H	W	3-1	Georgia Southern
3-19	H	W	11-4	Georgia Southern
3-20	H	W	4-3	Kentucky
3-22	H	L	3-7	Kentucky
3-23	A	W	10-9	* Wake Forest
3-24	A	W	7-4	* Wake Forest
3-25	A	W	19-10	Furman
3-26	A	L	11-14	Georgia
3-28	A	L	1-19	* Virginia

3-30	A	W <sup>(7)</sup>	7-1	* Maryland <sup>(1)</sup>
3-30	A	W <sup>(7)</sup>	6-0	* Maryland <sup>(2)</sup>
4-1	H	W	16-8	Alabama
4-2	H	W <sup>(8)</sup>	5-4	Alabama <sup>(1)</sup>
4-2	H	L <sup>(7)</sup>	5-9	Alabama <sup>(2)</sup>
4-3	H	W	4-2	* Georgia Tech
4-5	H	W	3-2	* North Carolina
4-6	H	W	7-1	* NC State
4-7	H	W	13-5	Winthrop
4-9	H	W	3-2	Appalachian State
4-10	A	L	8-9	* Georgia Tech
4-12	A	W	17-0	Davidson
4-13	A	L	3-10	* North Carolina
4-14	A	L	4-9	* NC State
4-17	N1	W	17-12	+ Maryland
4-18	N1	W	3-2	+ North Carolina
4-19	A	L	9-12	+ Georgia Tech
4-20	N1	W	10-8	+ Virginia
4-20	A	L	5-7	+ Georgia Tech
4-23	A	W	9-2	Western Carolina
4-24	A	L	4-11	Georgia
4-25	A	W	6-5	Erskine
4-26	A	L	2-14	South Carolina
4-27	A	L	6-11	South Carolina
4-28	A	L	5-6	South Carolina
4-29	H	W	16-5	South Carolina-Aiken
4-30	H	L	3-4	Georgia
5-10	H	L	2-5	Florida International
5-11	H	W	4-3	Florida International
5-13	H	W	13-1	^ Furman
5-14	H	L	6-12	South Carolina
5-15	H	L	6-8	South Carolina
5-16	H	L	3-8	South Carolina
5-17	N2	L	4-10	New Orleans
5-18	N2	W	12-3	New Orleans
5-19	N2	L <sup>(6)</sup>	3-8	New Orleans

\* - ACC game; + - ACC Tournament; ^ - first-ever night game played at Clemson; N1 - Atlanta, Ga.; N2 - Greenville, S.C.

1986 (42-21 OVERALL; 9-4 ACC, 3<sup>RD</sup>)

Head Coach - Bill Wilhelm (29th Season)

Date	Site	W-L	Score	Opponent
2-15	A	W	12-5	Coastal Carolina
2-16	A	L	3-9	Coastal Carolina
2-21	A	L	3-9	Georgia Southern
2-22	A	W	12-9	Georgia Southern
2-23	A	W <sup>(10)</sup>	12-10	Georgia Southern
2-28	H	W	12-2	Vanderbilt
3-1	H	L	3-6	Vanderbilt
3-2	H	L	6-11	Appalachian State

3-3	H	W	13-5	The Citadel
3-4	H	W	16-5	The Citadel
3-5	H	W	5-4	Old Dominion
3-7	H	W	18-8	Francis Marion
3-8	H	L	5-7	Campbell
3-9	H	W	9-4	Winthrop
3-11	H	L	1-2	Old Dominion
3-12	H	W	15-4	* Virginia
3-15	A	W <sup>(12)</sup>	8-7	New Orleans
3-16	A	L	8-11	New Orleans
3-17	A	L	7-8	New Orleans
3-18	A	W	11-7	South Alabama
3-19	A	W	10-7	South Alabama
3-21	A	L	1-5	Auburn
3-22	A	L <sup>(7)</sup>	2-5	Auburn <sup>(1)</sup>
3-22	A	L <sup>(7)</sup>	8-9	Auburn <sup>(2)</sup>
3-23	A	W	14-11	Auburn
3-25	H	W	9-2	Illinois
3-26	H	W	6-5	Illinois
3-27	H	W	23-8	* Maryland
3-28	H	W	9-2	* Maryland
3-29	H	W	7-1	* Wake Forest
3-30	H	W	22-2	* Wake Forest
4-1	A	W	9-7	Furman
4-2	H	W	5-4	Georgia
4-4	A	W	8-0	Western Carolina
4-5	A	W	6-1	* Duke
4-6	A	W	15-1	* Duke
4-9	A	L	6-13	Georgia
4-10	H	W	18-2	Georgia
4-12	A	L	8-12	* NC State
4-13	A	L	8-9	* North Carolina
4-15	H	W	14-1	East Tennessee State
4-16	H	W	6-3	Furman
4-17	H	W	13-7	Western Carolina
4-18	H	W	14-7	Davidson
4-19	H	W	6-2	* North Carolina
4-20	H	L	2-6	* NC State
4-22	A	W	6-3	* Georgia Tech
4-24	H	W	9-7	Charlotte
4-25	H	W	16-5	South Carolina
4-26	H	W	9-5	South Carolina
4-27	H	L <sup>(12)</sup>	4-9	South Carolina
5-3	A	W	14-11	South Carolina
5-4	A	L	0-5	South Carolina
5-5	A	W	7-6	† South Carolina
5-6	A	W	14-7	Augusta
5-7	H	L	0-7	* Georgia Tech
5-9	N1	L	5-6	Miami (Fla.)
5-10	N1	W	7-4	Miami (Fla.)
5-11	N1	W	9-5	Miami (Fla.)

5-14	N2	W <sup>(14)</sup>	6-5	+ Wake Forest
5-15	N2	L	5-16	+ Georgia Tech
5-16	N2	W <sup>(10)</sup>	7-2	+ Maryland
5-17	N2	L	4-6	+ NC State

\* - ACC game; † - Wilhelm's 800th victory; + - ACC Tournament; N1 - Greenville, S.C.; N2 - Durham, N.C.

1987 (54-14-1 OVERALL; 16-5 ACC, 2<sup>ND</sup>)


Ranked No. 10 by Baseball America

Ranked No. 10 by Collegiate Baseball

Head Coach - Bill Wilhelm (30th Season)

Date	Site	W-L	Score	Opponent
2-23	A	W <sup>(7)</sup>	9-3	The Citadel <sup>(1)</sup>
2-23	A	W <sup>(7)</sup>	12-0	The Citadel <sup>(2)</sup>
2-25	H	W	8-1	Western Carolina
3-1	H	W <sup>(8)</sup>	7-6	Appalachian State <sup>(1)</sup>
3-1	H	W <sup>(7)</sup>	1-0	Appalachian State <sup>(2)</sup>
3-2	H	W <sup>(7)</sup>	8-7	North Carolina-Wilmington <sup>(1)</sup>
3-2	H	W <sup>(7)</sup>	4-0	North Carolina-Wilmington <sup>(2)</sup>
3-3	H	W	9-8	Old Dominion
3-4	H	W	4-1	Old Dominion
3-5	H	L	3-10	Georgia Southern
3-6	H	W	8-2	Georgia Southern
3-7	H	W	14-5	Georgia Southern
3-10	H	W <sup>(7)</sup>	12-11	Marshall <sup>(1)</sup>
3-10	H	W <sup>(7)</sup>	19-1	Marshall <sup>(2)</sup>
3-11	H	W	20-1	Marshall
3-13	H	W	6-4	* Virginia
3-14	H	W	9-2	* Virginia
3-17	A	W	7-5	Florida International
3-18	A	L	1-6	Florida International
3-20	A	W	8-2	Miami (Fla.)
3-21	A	W	11-9	Miami (Fla.)
3-22	A	T	10-10	Miami (Fla.)
3-23	H	W	14-5	* Maryland
3-25	H	W	18-5	Auburn <sup>(1)</sup>
3-25	H	L <sup>(7)</sup>	4-5	Auburn <sup>(2)</sup>
3-26	H	W	3-2	Auburn
3-28	H	W	12-2	Valdosta State
3-29	H	W	12-6	Valdosta State
3-31	A	W <sup>(7)</sup>	25-1	Charlotte
4-1	H	W	3-2	Georgia
4-2	A	L	7-11	Georgia
4-4	H	L <sup>(7)</sup>	6-7	* NC State <sup>(1)</sup>
4-4	H	W <sup>(7)</sup>	15-5	* NC State <sup>(2)</sup>
4-5	H	W	11-5	* North Carolina
4-6	H	W	4-1	Furman
4-7	H	L	5-6	^ Greenville Braves
4-8	A	L	2-4	* Georgia Tech
4-10	A	W	12-6	* Wake Forest
4-11	A	W	13-11	* Wake Forest
4-12	A	W	6-3	* Duke
4-13	A	W	11-4	* Virginia
4-15	H	L	6-7	* Georgia Tech
4-16	H	W	13-3	* Wake Forest
4-18	H	W	12-4	* Duke
4-19	H	W	6-3	* Duke
4-20	H	W	5-3	South Carolina
4-21	H	W	7-3	South Carolina
4-22	A	L	2-12	* Georgia Tech
4-25	A	L	3-4	* North Carolina
4-25	N1	W	9-8	* NC State
4-26	A	W	14-8	* North Carolina
5-2	A	W	5-3	South Carolina
5-3	A	W	8-7	South Carolina
5-5	A	W	8-1	* Maryland
5-6	A	W	9-7	* Maryland
5-7	A	W <sup>(8)</sup>	10-8	% Duke <sup>(1)</sup>
5-7	A	W <sup>(7)</sup>	14-5	% Duke <sup>(2)</sup>
5-8	H	L	6-7	South Alabama
5-9	H	W	1-0	South Alabama
5-10	H	W	11-1	South Alabama
5-13	N2	W	11-4	+ Wake Forest
5-14	N2	W	9-4	+ North Carolina
5-15	N2	W	8-0	+ NC State
5-16	N2	L	1-7	+ Georgia Tech
5-16	N2	L	7-11	+ NC State
5-21	N3	W	8-0	\$ West Virginia
5-22	N3	W	6-3	\$ Seton Hall
5-23	N3	L	5-6	\$ Arkansas
5-23	N3	W	6-3	\$ Auburn
5-24	N3	L	2-4	\$ Arkansas

\* - ACC game; % - not counted in ACC standings; + - ACC Tournament; \$ - NCAA South Regional; ^ - exhibition game (not counted in record); N1 - Chapel Hill, N.C.; N2 - Greenville, S.C.; N3 - Huntsville, Ala.



JOHN PAWLOWSKI HAD  
A 9-3 RECORD IN 1985.

# ALL-TIME RESULTS

## 1988 (54-14 OVERALL; 18-2 ACC, 1<sup>ST</sup>)

Ranked No. 15 by Baseball America  
Ranked No. 21 by Collegiate Baseball  
Head Coach - Bill Wilhelm (31st Season)

Date	Site	W-L	Score	Opponent
2-20	A	W	8-1	Auburn
2-21	A	L	2-5	Auburn
2-24	H	W	23-6	Charlotte
2-25	H	W	13-12	Georgia
2-27	A	W	12-1	North Carolina-Wilmington
2-28	A	W	13-2	North Carolina-Wilmington
3-1	H	W	8-4	Western Carolina
3-2	H	W	15-3	Furman
3-3	H	W	11-4	East Tennessee State
3-5	A	W	9-4	Charlotte
3-6	H	W	7-1	Appalachian State
3-7	H	W	15-2	Old Dominion
3-8	H	W	7-1	Old Dominion
3-9	H	W	10-2	Old Dominion
3-10	H	W	7-5	Liberty
3-12	H	W	9-6	* Virginia
3-14	N1	W	10-7	Long Beach State
3-15	N1	L	2-9	Brigham Young
3-16	N1	L	5-6	Washington State
3-17	A	L	10-13	Fresno State
3-18	N1	W	5-3	George Washington
3-19	N1	W <sup>(7)</sup>	9-3	Oregon State
3-21	H	W <sup>(7)</sup>	6-0	* Maryland <sup>(1)</sup>
3-21	H	W <sup>(7)</sup>	5-4	* Maryland <sup>(2)</sup>
3-22	A	L	7-8	Georgia
3-23	A	W	12-7	Furman
3-24	H	W	11-4	Ohio State
3-26	H	L <sup>(7)</sup>	1-7	Ohio State <sup>(1)</sup>
3-26	H	W <sup>(7)</sup>	4-3	Ohio State <sup>(2)</sup>
3-27	H	W	8-4	Coastal Carolina
3-28	H	W	7-3	Coastal Carolina
4-1	H	W	5-2	* North Carolina
4-2	H	W	8-5	* North Carolina
4-3	H	W	9-8	* NC State
4-4	H	W	20-11	Western Carolina
4-5	H	W	11-10	^ Greenville Braves
4-6	H	W	7-3	* Georgia Tech
4-9	A	W <sup>(7)</sup>	10-3	* Duke <sup>(1)</sup>
4-9	A	W <sup>(7)</sup>	10-3	* Duke <sup>(2)</sup>
4-10	A	W	8-7	* Wake Forest
4-13	A	W	4-2	* Georgia Tech
4-14	A	W	12-4	Western Carolina
4-15	H	W	11-3	* Duke
4-16	H	W	11-7	* Wake Forest
4-17	H	W	8-5	* Wake Forest
4-19	H	W	18-8	Tennessee
4-20	H	W	6-1	Tennessee
4-21	H	W	7-4	† * Georgia Tech
4-22	H	W	7-6	South Carolina
4-23	H	L	7-11	South Carolina
4-24	H	W	8-5	South Carolina
4-30	A	W	5-2	South Carolina
5-1	A	L	6-7	South Carolina
5-2	A	W	8-3	* Virginia
5-3	A	W	6-0	* Virginia
5-6	A	L	3-6	* NC State
5-7	A	L	8-9	* NC State
5-8	A	W	8-6	* North Carolina
5-11	N2	W	9-1	+ Duke
5-12	N2	L	0-1	+ North Carolina
5-13	N2	W	9-0	+ Maryland
5-14	N2	W	5-4	+ North Carolina <sup>(1)</sup>
5-14	N2	L	6-7	+ North Carolina <sup>(2)</sup>
5-22	N3	W	16-1	St. John's
5-23	N3	W	6-5	St. John's
5-26	N4	W <sup>(19)</sup>	3-2	\$ Fordham
5-28	N4	L	1-6	\$ Rutgers
5-28	N4	W	11-1	\$ St. John's
5-29	N4	L	7-8	\$ Kentucky


\* - ACC game; ^ - exhibition game (not counted in record); † - Wilhelm's 900th victory; + - ACC Tournament; \$ - NCAA Northeast Regional; N1 - Fresno, Calif.; N2 - Greenville, S.C.; N3 - Orlando, Fla.; N4 - New Britain, Conn.

## 1989 (50-20 OVERALL; 13-5 ACC, 2<sup>ND</sup>)

ACC Champion

Ranked No. 14 by Baseball America  
Ranked No. 14 by Collegiate Baseball  
Head Coach - Bill Wilhelm (32nd Season)

Date	Site	W-L	Score	Opponent
2-18	A	W	22-5	Coastal Carolina
2-19	A	W	6-5	Coastal Carolina
2-25	H	W	4-2	Auburn



THE 1990 TIGERS HAD A 43-23 OVERALL RECORD AND 14-6 ACC MARK IN BILL WILHELM'S 33<sup>RD</sup> SEASON AS CLEMSON'S HEAD COACH.

2-26	H	L	6-7	Auburn
2-28	H	W	9-8	Western Carolina
3-2	H	W	13-4	East Tennessee State
3-4	H	W	15-2	North Carolina-Wilmington
3-5	H	W	9-4	North Carolina-Wilmington
3-6	H	L <sup>(10)</sup>	1-3	Old Dominion
3-7	H	W	6-3	Old Dominion
3-8	H	W <sup>(15)</sup>	3-2	Old Dominion
3-10	H	W <sup>(10)</sup>	5-4	Appalachian State
3-11	H	W	10-4	* Virginia
3-12	H	W	8-2	* Virginia
3-14	H	W	7-6	Western Carolina
3-15	H	W	3-0	Furman
3-18	H	W	16-3	* Maryland
3-19	A	W	11-0	* Wake Forest
3-20	A	W	6-2	* Wake Forest
3-24	A	W	6-4	* NC State
3-25	A	W	4-3	* North Carolina
3-26	A	L	0-3	* North Carolina
3-28	H	W	7-5	Seton Hall
3-29	H	W	8-5	Seton Hall
3-30	H	W	17-7	Seton Hall
3-31	H	W	7-1	South Carolina
4-1	H	W	12-6	South Carolina
4-2	H	W	9-6	South Carolina
4-3	H	W	15-4	Davidson
4-5	A	W	7-5	Tennessee
4-6	A	W	14-2	Western Carolina
4-9	H	W	6-3	* Wake Forest
4-10	H	W	12-4	Western Carolina
4-11	A	W	4-0	Furman
4-12	A	W	7-5	* Georgia Tech
4-14	A	W	8-0	* Virginia
4-16	A	L <sup>(12)</sup>	4-5	* Maryland <sup>(1)</sup>
4-16	A	L <sup>(5)</sup>	3-4	* Maryland <sup>(2)</sup>
4-18	A	L	5-6	Georgia
4-19	H	W	16-5	* Georgia Tech
4-20	A	W	5-3	South Carolina
4-21	A	L	3-8	South Carolina
4-22	A	L	1-7	South Carolina
4-23	H	L	3-4	* North Carolina
4-25	H	W <sup>(12)</sup>	3-2	Georgia
4-26	A	L	4-11	* Georgia Tech
4-28	H	L	5-11	Miami (Fla.)
4-29	H	L	2-10	Miami (Fla.)
4-30	H	W	5-4	Miami (Fla.)
5-6	H	W	11-3	* NC State
5-7	H	W	13-6	* NC State
5-8	A	L	1-4	Georgia Southern
5-9	N1	W	4-1	Armstrong State
5-9	A	L <sup>(5)</sup>	7-9	Georgia Southern
5-10	N1	L	3-5	Armstrong State
5-10	A	L	1-2	Georgia Southern
5-13	N2	W	8-0	+ Maryland
5-14	N2	W	9-3	+ Georgia Tech
5-15	N2	W	5-4	+ North Carolina

5-16	N2	W	9-2	+ NC State
5-16	N2	W	12-4	+ North Carolina
5-19	N3	L <sup>(10)</sup>	6-8	% Arizona
5-20	N3	L	0-2	% Miami (Fla.)
5-21	N3	W	7-1	% New Orleans
5-22	A	W	7-0	% North Carolina
5-25	N4	W	6-2	\$ Stetson
5-26	N4	L	7-14	\$ Auburn
5-27	N4	W	13-5	\$ Stetson
5-27	N4	W	11-1	\$ Auburn
5-28	A	L	1-8	\$ Florida State

\* - ACC game; % - Carolina Invitational; + - ACC Tournament; \$ - NCAA Atlantic Regional; N1 - Statesboro, Ga.; N2 - Greenville, S.C.; N3 - Chapel Hill, N.C.; N4 - Tallahassee, Fla.

### 1990 (43-23 OVERALL; 14-6 ACC, 2<sup>ND</sup>)

Head Coach - Bill Wilhelm (33rd Season)

Date	Site	W-L	Score	Opponent
2-17	A	W	13-8	North Carolina-Wilmington
2-18	A	W	18-2	North Carolina-Wilmington
2-24	A	W	6-3	Auburn
2-25	A	W	6-0	Auburn
2-28	H	W	14-2	Western Carolina
3-4	A	W	12-9	* Duke <sup>(1)</sup>
3-4	A	L	3-4	* Duke <sup>(2)</sup>
3-6	H	W	5-3	Old Dominion
3-7	H	W	6-5	Old Dominion
3-8	H	W	8-1	Old Dominion
3-9	H	W	10-4	* Wake Forest
3-10	H	L	1-3	* Wake Forest
3-11	H	W	11-8	* Wake Forest
3-12	H	W	13-0	Marshall
3-13	H	W	7-3	Marshall
3-14	H	W	16-2	Marshall
3-17	H	W <sup>(7)</sup>	10-1	* Maryland <sup>(1)</sup>
3-17	H	W <sup>(7)</sup>	7-1	* Maryland <sup>(2)</sup>
3-18	H	W	8-1	* Maryland
3-19	H	W	12-6	Ohio
3-20	H	W	6-4	Ohio
3-22	A	L	2-9	Miami (Fla.)
3-23	A	L	5-11	Miami (Fla.)
3-24	A	L	1-2	Miami (Fla.)
3-27	H	L <sup>(7)</sup>	2-11	Coastal Carolina <sup>(1)</sup>
3-27	H	W <sup>(7)</sup>	1-0	Coastal Carolina <sup>(2)</sup>
3-28	A	L	8-9	Georgia
3-31	N1	W	6-0	South Carolina
4-1	H	W <sup>(11)</sup>	6-5	South Carolina
4-2	H	W	9-0	South Carolina
4-3	H	W	11-4	East Tennessee State
4-4	A	W	10-2	Furman
4-6	A	L	8-10	* North Carolina
4-7	A	L	3-9	* North Carolina
4-8	A	L	10-11	* North Carolina
4-10	H	W <sup>(7)</sup>	2-1	Appalachian State
4-11	H	W	17-6	Furman

4-12	A	L	2-21	South Carolina
4-13	H	W	6-3	* NC State
4-14	H	W	20-4	* NC State
4-15	H	W	6-5	* NC State
4-17	H	W	13-0	Georgia Southern
4-18	H	L	6-9	Georgia Southern
4-20	A	W	12-6	* Virginia
4-21	A	W	19-3	* Virginia
4-22	A	W	8-0	* Virginia
4-24	H	L	5-7	Tennessee
4-25	H	W	14-2	Tennessee
4-27	A	W	14-12	* Georgia Tech
4-28	H	L	3-8	* Georgia Tech
4-29	A	W	17-10	† * Georgia Tech
5-6	A	L	4-5	South Carolina <sup>(1)</sup>
5-6	A	L <sup>(7)</sup>	3-7	South Carolina <sup>(2)</sup>
5-8	A	W	15-3	Tennessee
5-10	H	W	8-4	Campbell
5-12	N1	W	13-3	+ Duke
5-13	N1	W	7-3	+ Virginia
5-14	N1	L	1-3	+ North Carolina
5-15	N1	L	5-6	+ NC State
5-18	N2	L	0-1	% Southern California
5-19	N2	L	2-5	% Fresno State
5-20	N2	W	9-1	% Arizona
5-21	A	L	2-11	The Citadel
5-25	N3	L	6-9	% Creighton
5-26	N3	W	8-5	\$ Texas-Arlington
5-27	N3	L	3-4	\$ Creighton

\* - ACC game; † - Wilhelm's 1,000th victory; + - ACC Tournament; % - Carolina Invitational; \$ - NCAA Central Regional; N1 - Greenville, S.C.; N2 - Chapel Hill, N.C.; N3 - Austin, Texas

### 1991 (60-10 OVERALL; 18-3 ACC, 1<sup>ST</sup>)

ACC Champion  
College World Series Participant  
Ranked No. 4 by Baseball America  
Ranked No. 8 by Collegiate Baseball  
Head Coach - Bill Wilhelm (34th Season)

Date	Site	W-L	Score	Opponent
2-16	A	W	10-4	Georgia Southern
2-17	A	W	16-3	Georgia Southern
2-23	H	W	6-4	Auburn
2-24	H	W	7-3	Auburn
2-25	H	W	13-0	East Tennessee State
2-28	N1	W	6-0	* Oklahoma State
2-28	N1	L	8-13	% Louisiana-Lafayette
3-2	A	W	14-3	% Nevada-Las Vegas
3-3	N1	W	17-5	% Louisiana-Lafayette
3-7	H	W	9-0	Augusta
3-9	A	L <sup>(7)</sup>	10-11	* Wake Forest <sup>(1)</sup>
3-9	A	W <sup>(7)</sup>	13-7	* Wake Forest <sup>(2)</sup>
3-10	A	W	11-5	* Wake Forest
3-15	H	W	5-2	* Virginia
3-16	H	W	15-1	* Virginia

## ALL-TIME RESULTS

<b>3-17</b>	<b>H</b>	<b>W</b>	<b>12-8</b>	<b>* Virginia</b>
3-19	A	W	23-7	Coastal Carolina
3-20	A	W	10-3	Coastal Carolina
3-21	A	W	11-7	Coastal Carolina
3-22	A	L	4-12	South Carolina
3-23	A	L	10-11	South Carolina
3-24	A	W	5-3	South Carolina
3-26	H	W	10-0	The Citadel
3-27	H	W	12-3	The Citadel
3-28	H	W <sup>(7)</sup>	7-5	South Carolina
3-30	H	W	12-1	Columbus <sup>(1)</sup>
3-30	H	W	2-1	Columbus <sup>(2)</sup>
3-31	A	L	7-9	Western Carolina
4-2	H	W	16-6	Furman
4-3	H	W	13-3	Western Carolina
4-4	H	W	10-1	South Carolina
4-5	H	W	15-6	* North Carolina
4-6	H	W <sup>(12)</sup>	6-5	* North Carolina
4-7	H	W	6-2	* North Carolina
4-8	H	W <sup>(5)</sup>	5-0	Winthrop
4-9	H	W	4-3	Georgia
4-10	A	W	9-1	Georgia
4-12	A	W	14-3	* NC State
4-13	A	L	7-8	* NC State
4-14	A	W	16-6	* NC State
4-16	H	W	10-5	Appalachian State
4-17	H	W	13-0	Appalachian State
4-19	A	W	11-4	* Maryland
4-20	A	W	7-2	* Maryland
4-21	A	W	17-2	* Maryland
4-23	A	W	8-3	Furman
4-24	H	W	11-8	Georgia
4-25	H	W	7-6	South Carolina
4-26	H	W <sup>(10)</sup>	9-8	* Georgia Tech
4-27	A	W	8-0	* Georgia Tech
4-28	H	L	6-11	* Georgia Tech
5-5	H	W	17-4	* Duke
5-6	H	W <sup>(7)</sup>	3-2	* Duke
5-7	H	W	6-4	* Duke
5-8	A	L	1-11	Tennessee
5-9	A	W	6-3	Tennessee
5-11	N2	W	13-1	+ Maryland
5-12	N2	W	7-2	+ Wake Forest
5-13	N2	W	6-5	+ Georgia Tech
5-14	N2	W <sup>(11)</sup>	7-4	+ Virginia
5-14	N2	W	24-8	+ Georgia Tech
5-17	H	W	7-2	Furman
5-18	H	W <sup>(8)</sup>	8-0	Furman
5-19	H	W	21-1	Furman
5-23	N3	W	13-5	\$ Princeton
5-24	N3	W	8-3	\$ Villanova
5-25	N3	W	10-9	\$ Mississippi State
5-26	A	W	13-5	\$ Maine
6-1	N4	L	4-8	! Creighton
6-3	N4	L	11-12	! Long Beach State

\* - ACC game; % - UNLV Desert Classic; + - ACC Tournament; \$ - NCAA Northeast Regional; ! - College World Series; N1 - Las Vegas, Nev.; N2 - Greenville, S.C.; N3 - Orono, Maine; N4 - Omaha, Neb.

**1992 (50-14 OVERALL; 19-5 ACC, 1<sup>ST</sup>)**

Ranked No. 7 by Baseball America				
Ranked No. 10 by Collegiate Baseball				
Head Coach - Bill Wilhelm (35th Season)				
Date	Site	W-L	Score	Opponent
2-16	H	W	7-0	Eastern Kentucky <sup>(1)</sup>
2-16	H	W	22-0	Eastern Kentucky <sup>(2)</sup>
2-19	H	W	6-0	Western Carolina
2-21	H	W	15-1	Tampa
2-22	H	W	16-5	Tampa <sup>(1)</sup>
2-22	H	W	3-0	Tampa <sup>(2)</sup>
2-29	A	W	4-3	Auburn
3-1	A	W	9-3	Auburn
3-3	H	W	1-0	Winthrop
3-5	H	W	20-2	Furman
3-7	H	W <sup>(7)</sup>	7-2	* Wake Forest <sup>(1)</sup>
3-7	H	W <sup>(8)</sup>	2-1	* Wake Forest <sup>(2)</sup>
3-8	H	W	7-5	* Wake Forest
3-9	H	W	2-1	Coastal Carolina
3-10	H	W	12-2	Coastal Carolina
3-13	H	W	15-3	* Maryland
3-14	H	W	10-1	* Maryland
3-15	H	L	9-10	* Maryland
3-17	A	W	15-7	* Duke
3-18	A	W	9-1	* Duke
3-19	A	L	1-2	* Duke
3-20	A	W	8-6	* Virginia
3-21	A	W	5-3	* Virginia

3-22	A	W	8-2	* Virginia
3-23	H	L	3-7	Ohio
3-24	H	W	10-2	Ohio
3-26	A	L	6-8	South Carolina
3-27	H	W	10-4	* Florida State
3-28	H	W	12-0	* Florida State
3-29	H	W	14-0	* Florida State
3-31	A	W	8-4	Georgia
4-1	H	L	2-3	Georgia
4-2	N1	W <sup>(11)</sup>	12-11	Winthrop
4-3	A	W	10-4	* North Carolina
4-4	A	W	7-1	* North Carolina
4-5	A	W	12-5	* North Carolina
4-7	H	W <sup>(7)</sup>	10-5	Georgia Southern <sup>(1)</sup>
4-7	H	W <sup>(7)</sup>	7-2	Georgia Southern <sup>(2)</sup>
4-8	H	W	5-3	† South Carolina
4-10	H	W	6-2	* NC State
4-11	H	L	3-6	* NC State
4-12	H	W	3-2	* NC State
4-14	A	L	3-4	Tennessee
4-15	A	W	8-2	Tennessee
4-19	H	W	5-3	Appalachian State
4-20	H	W	7-5	Appalachian State
4-21	H	W	10-9	South Carolina
4-22	A	W	9-1	Georgia
4-24	A	L	2-6	* Georgia Tech
4-25	A	L <sup>(10)</sup>	6-7	* Georgia Tech
4-26	A	W	5-4	* Georgia Tech
5-2	A	W	8-1	North Carolina-Wilmington
5-3	A	L	1-5	North Carolina-Wilmington
5-4	A	W	10-2	Georgia Southern
5-5	A	W	7-1	Georgia Southern
5-9	N2	W <sup>(10)</sup>	3-2	+ Virginia
5-11	N2	W	5-2	+ Florida State
5-12	N2	L	1-11	+ NC State
5-12	N2	W	5-4	+ Georgia Tech
5-13	N2	W	11-0	+ Florida State
5-13	N2	L	3-7	+ NC State
5-21	N3	W	8-4	\$ Yale
5-22	N3	L	5-6	\$ California-Los Angeles
5-23	N3	L	6-7	\$ Oklahoma

\* - ACC game; † - Wilhelm's 1,100th victory; + - ACC Tournament; \$ - NCAA MidEast Regional; N1 - Fort Mill, S.C.; N2 - Greenville, S.C.; N3 - Starkville, Miss.

**1993 (45-20 OVERALL; 11-11 ACC, 5<sup>TH</sup>)**

ACC Champion				
Ranked No. 17 by Baseball America				
Ranked No. 17 by Collegiate Baseball				
Head Coach - Bill Wilhelm (36th Season)				
Date	Site	W-L	Score	Opponent
2-20	H	W	9-6	Auburn
2-23	H	W	13-2	Appalachian State
2-24	H	W	11-6	Winthrop
2-27	H	L	6-7	* Duke
2-28	H	W	16-7	* Duke
3-1	H	L	4-13	* Duke
3-2	H	W	7-5	North Carolina-Wilmington <sup>(1)</sup>
3-2	H	W	9-2	North Carolina-Wilmington <sup>(2)</sup>
3-6	A	L <sup>(7)</sup>	1-3	* Wake Forest <sup>(1)</sup>
3-6	A	W <sup>(7)</sup>	4-1	* Wake Forest <sup>(2)</sup>
3-7	A	W	8-5	* Wake Forest
3-9	H	W <sup>(11)</sup>	6-5	Coastal Carolina
3-10	H	W	8-3	Coastal Carolina
3-12	H	W	15-1	* Virginia
3-15	N1	L	0-5	% Nebraska
3-16	N1	L	6-10	% St. John's
3-17	N1	W	8-7	% Missouri State
3-18	N1	W	5-0	% Texas Tech
3-19	N1	L	0-3	% Kansas State
3-20	N1	W <sup>(11)</sup>	5-4	% Missouri State
3-24	H	W <sup>(7)</sup>	10-7	Georgia Southern <sup>(1)</sup>
3-24	H	W <sup>(7)</sup>	4-1	Georgia Southern <sup>(2)</sup>
3-26	H	L	2-12	Ohio
3-27	H	W <sup>(7)</sup>	5-2	Ohio
3-28	H	W	21-1	Ohio
3-30	H	W	11-4	Furman
3-31	A	W	6-2	Georgia
4-2	H	W	7-2	* North Carolina
4-3	H	L	5-10	* North Carolina
4-4	H	W	4-3	* North Carolina
4-6	H	W	17-3	South Carolina
4-7	A	W	9-8	South Carolina
4-9	A	W	4-1	* NC State
4-10	A	L	5-20	* NC State
4-11	A	L	12-13	* NC State
4-13	A	W	12-2	Western Carolina
4-14	H	W	8-6	Georgia

<b>4-15</b>	<b>H</b>	<b>W</b>	<b>8-1</b>	<b>Western Carolina</b>
4-17	A	W	6-2	* Maryland
4-18	N2	L	4-8	* Maryland
4-19	A	W	22-4	* Maryland
4-20	A	W	17-2	Furman
4-21	H	W <sup>(11)</sup>	8-7	South Carolina
4-23	H	L	0-11	* Georgia Tech
4-24	H	L	5-10	* Georgia Tech
4-25	H	L	0-6	* Georgia Tech
5-2	A	W	17-1	Winthrop
5-4	H	W	10-3	Tennessee
5-5	H	W	4-2	Tennessee
5-7	A	W	7-6	* Florida State
5-8	A	L <sup>(10)</sup>	3-4	* Florida State
5-9	A	W	5-1	* Florida State
5-11	H	L	2-4	Georgia
5-12	A	L	5-8	South Carolina
5-13	H	W	12-5	Charlotte
5-15	N3	W	4-2	+ Duke
5-16	N3	W	6-1	+ Florida State
5-17	N3	W	9-8	+ Georgia Tech
5-18	N3	W	7-4	+ North Carolina
5-18	N3	L	5-7	+ Florida State
5-19	N3	W	11-7	+ NC State
5-28	N4	W	7-3	\$ Rutgers
5-29	N4	W	10-3	\$ Fresno State
5-30	N4	L	4-11	\$ Fresno State
5-31	N4	L	1-9	\$ Kansas

\* - ACC game; % - Pepsi/Johnny Quik Best-of-the-West Tournament; + - ACC Tournament; \$ - NCAA MidEast Regional; N1 - Fresno, Calif.; N2 - Baltimore, Md.; N3 - Greenville, S.C.; N4 - Knoxville, Tenn.

**1994 (57-18 OVERALL; 20-4 ACC, 1<sup>ST</sup>)**

ACC Champion				
Ranked No. 4 by Baseball America				
Ranked No. 9 by Collegiate Baseball				
Ranked No. 9 by USA Today				
Head Coach - Jack Leggett (1st Season)				
Date	Site	W-L	Score	Opponent
2-12	H	W	3-1	Western Carolina <sup>(1)</sup>
2-12	H	W	4-1	Western Carolina <sup>(2)</sup>
2-13	H	W <sup>(13)</sup>	6-5	Western Carolina
2-19	H	W	14-1	Tennessee
2-20	H	W	4-2	Tennessee
2-24	N1	L	5-11	% Fresno State
2-24	A	W	11-6	% Nevada-Las Vegas
2-25	N1	W	13-3	% Rice
2-26	N1	L	3-12	% Rice
2-27	N1	W <sup>(10)</sup>	13-8	% Fresno State
3-3	H	W	11-4	Furman
3-4	H	W	5-4	* Wake Forest
3-5	H	W	5-4	* Wake Forest
3-6	H	W	8-6	* Wake Forest
3-7	H	W	14-2	North Carolina-Wilmington
3-8	H	W <sup>(13)</sup>	8-7	North Carolina-Wilmington
3-9	A	W	9-2	Georgia
3-11	H	W	7-5	* Maryland
3-12	H	W	18-2	* Maryland
3-13	H	W	6-5	* Maryland
3-15	H	W	4-1	New Hampshire
3-16	H	L	4-7	South Carolina
3-18	A	W	6-1	Hawaii-Hilo
3-19	A	W	13-5	Hawaii-Hilo <sup>(1)</sup>
3-19	A	W	10-3	Hawaii-Hilo <sup>(2)</sup>
3-21	N2	L	2-9	^ Oregon State
3-22	N2	L	2-9	^ Lewis-Clark State
3-23	A	W	7-3	^ Hawaii
3-25	N2	W <sup>(7)</sup>	3-2	^ Washington
3-25	N2	W <sup>(7)</sup>	3-1	^ Grand Canyon
3-26	N2	L <sup>(11)</sup>	1-2	^ Washington
3-27	N2	W	9-0	^ Grand Canyon
3-29	H	W	7-5	Georgia Southern
3-30	H	L	2-3	Georgia Southern
4-1	A	W	3-2	* Virginia
4-2	A	W	11-6	* Virginia
4-3	A	W	11-4	* Virginia
4-5	H	W	6-3	Georgia
4-6	A	W	7-2	South Carolina
4-8	H	W <sup>(10)</sup>	10-8	* NC State
4-9	H	W	9-5	* NC State
4-10	H	W <sup>(10)</sup>	6-5	* NC State
4-12	H	W	8-2	Appalachian State
4-13	A	L <sup>(17)</sup>	4-5	South Carolina
4-15	A	W	7-6	* Duke
4-16	A	L	7-8	* Duke
4-17	A	W	7-0	* Duke
4-18	H	W	16-6	Charleston Southern

4-19	A	W	10-6	Georgia
4-20	H	L	3-4	South Carolina
4-22	A	W	11-1	* North Carolina
4-23	A	L	0-5	* North Carolina
4-24	A	W	3-2	* North Carolina
4-26	A	W	3-2	Tennessee
4-27	A	L <sup>(10)</sup>	1-5	Tennessee
4-29	H	W	7-5	Miami (Fla.)
4-30	H	L	3-6	Miami (Fla.)
5-1	H	W <sup>(12)</sup>	9-8	Miami (Fla.)
5-7	H	W	5-2	* Florida State
5-8	H	W	9-5	* Florida State
5-9	H	L	3-8	* Florida State
5-10	A	W	9-7	Coastal Carolina
5-11	A	W	8-0	Coastal Carolina
5-13	A	W <sup>(10)</sup>	9-8	* Georgia Tech
5-14	A	L	4-20	* Georgia Tech
5-15	A	W	7-4	* Georgia Tech
5-18	N3	W	7-1	+ Maryland
5-19	N3	W	17-5	+ NC State
5-20	N3	W	9-6	+ Georgia Tech
5-21	N3	L	4-10	+ Florida State
5-22	N3	W	4-1	+ Florida State
5-26	H	W	5-1	\$ The Citadel
5-27	H	L	1-8	\$ Notre Dame
5-28	H	W	6-1	\$ Old Dominion
5-28	H	L	5-11	\$ Auburn

# ALL-TIME RESULTS

4-30	H	W	6-5	* Georgia Tech
5-7	A	W	7-4	Georgia Southern
5-8	A	L <sup>(12)</sup>	14-15	Georgia Southern
5-12	A	L	6-7	Miami (Fla.)
5-13	A	W	7-5	Miami (Fla.)
5-14	A	L	4-8	Miami (Fla.)
5-17	N2	W	10-0	+ Maryland
5-18	N2	W	6-4	+ North Carolina
5-19	N2	W	11-0	+ Florida State
5-20	N2	W	16-7	+ NC State
5-20	N2	L	2-12	+ Florida State
5-21	N2	L	2-8	+ Florida State
5-25	H	W	8-4	\$ Navy
5-26	H	W	11-5	\$ Jacksonville
5-27	H	W	9-5	\$ Winthrop
5-28	H	W	7-4	\$ Alabama
6-3	N3	L	1-3	! Tennessee
6-5	N3	L	3-8	! Stanford

\* - ACC game; + - ACC Tournament; \$ - NCAA East Regional; ! - College World Series; N1 - Arlington, Texas; N2 - Greenville, S.C.; N3 - Omaha, Neb.

## 1996 (51-17 OVERALL; 17-7 ACC, 2<sup>ND</sup>)

College World Series Participant				
Ranked No. 4 by Collegiate Baseball				
Ranked No. 4 by USA Today				
Ranked No. 5 by Baseball America				
Head Coach - Jack Leggett (3rd Season)				
Date	Site	W-L	Score	Opponent
2-16	H	W	4-0	South Florida
2-17	H	L	5-6	South Florida
2-18	H	L	2-7	South Florida
2-23	H	W	7-3	Maine
2-24	H	W	6-5	Maine <sup>(1)</sup>
2-24	H	W	5-1	Maine <sup>(2)</sup>
2-25	H	W	6-1	Maine
2-27	A	W	8-3	Tennessee
2-28	A	W <sup>(10)</sup>	10-4	Tennessee
3-1	H	W	11-3	Coastal Carolina
3-2	H	W	8-7	Coastal Carolina
3-3	H	W	13-4	Coastal Carolina
3-5	H	W	4-2	Western Carolina
3-8	H	W	8-4	Virginia Tech
3-9	H	W	6-2	Virginia Tech
3-10	H	W	4-0	Virginia Tech
3-12	H	W	18-2	Siena
3-13	H	W	9-3	Siena
3-16	A	L <sup>(7)</sup>	4-7	* Duke <sup>(1)</sup>
3-16	A	L <sup>(7)</sup>	0-2	* Duke <sup>(2)</sup>
3-17	A	W	7-2	* Duke

3-20	H	W	11-3	Ohio
3-21	H	L	3-9	Ohio
3-22	H	W	4-0	* Maryland
3-23	H	W	7-0	* Maryland
3-24	H	W	16-6	* Maryland
3-28	A	W	13-3	Western Carolina
3-29	A	W	8-1	* Virginia
3-30	A	L	2-3	* Virginia
3-31	A	W	9-3	* Virginia
4-2	H	W	5-4	Georgia
4-3	A	W	4-2	South Carolina
4-5	H	W	9-1	* Wake Forest
4-6	H	W	6-0	* Wake Forest
4-7	H	L	7-8	* Wake Forest
4-9	H	W	10-4	Western Carolina
4-10	H	W	11-0	South Carolina
4-12	A	W	11-1	* North Carolina
4-13	A	W	7-5	* North Carolina
4-14	A	W	7-2	* North Carolina
4-16	A	L	2-6	Georgia
4-17	H	W	8-0	South Carolina
4-21	H	L <sup>(10)</sup>	6-8	Georgia Southern <sup>(1)</sup>
4-21	H	L <sup>(18)</sup>	7-9	Georgia Southern <sup>(2)</sup>
4-23	A	W	7-5	South Carolina
4-24	H	W	12-5	Charleston Southern
4-25	H	L	6-18	* NC State
4-26	H	W	14-0	* NC State
4-27	H	L <sup>(10)</sup>	1-4	* NC State
5-4	H	W	3-0	* Florida State
5-5	H	W	2-1	* Florida State
5-6	H	W	2-0	* Florida State
5-8	H	W	13-4	Furman
5-10	A	W <sup>(10)</sup>	9-8	* Georgia Tech
5-11	A	L	0-4	* Georgia Tech
5-12	A	W	9-2	* Georgia Tech
5-16	N1	W	6-1	+ Duke
5-16	N1	W	6-1	+ Georgia Tech
5-17	N2	L	2-4	+ Virginia
5-18	N2	L	1-2	+ Florida State
5-23	H	W	9-1	\$ Charleston Southern
5-24	H	W	5-1	\$ Old Dominion
5-25	H	W	6-3	\$ West Virginia
5-26	H	W	12-5	\$ Tennessee
5-31	N3	L	3-7	! Miami (Fla.)
6-2	N3	W <sup>(10)</sup>	8-5	! Oklahoma State
6-4	N3	W	14-13	! Alabama
6-5	N3	L	5-14	! Miami (Fla.)

\* - ACC game; + - ACC Tournament; \$ - NCAA East Regional; ! - College World Series; N1 - Chapel Hill, N.C.; N2 - Durham, N.C.; N3 - Omaha, Neb.

## 1997 (41-23 OVERALL; 13-10 ACC, 4<sup>TH</sup>)

Ranked No. 24 by USA Today				
Head Coach - Jack Leggett (4th Season)				
Date	Site	W-L	Score	Opponent
2-15	H	W	6-2	Morehead State <sup>(1)</sup>
2-15	H	W	9-1	Morehead State <sup>(2)</sup>
2-16	H	W	1-0	Morehead State
2-18	H	W	7-2	Charleston Southern
2-22	H	W	7-6	Kentucky <sup>(1)</sup>
2-22	H	W	4-3	Kentucky <sup>(2)</sup>
2-23	H	W	10-3	Kentucky
2-27	N1	W	8-7	% Cal State Northridge
2-28	N1	W	12-7	% Northwestern
2-28	A	L	3-4	% Nevada-Las Vegas
3-1	N1	W	10-2	% Northwestern
3-2	N1	L	5-18	% Cal State Northridge
3-4	H	W	12-5	James Madison
3-5	H	W	11-3	James Madison
3-7	H	W	17-2	Coastal Carolina
3-8	H	W	22-11	Coastal Carolina
3-9	H	W	13-3	Coastal Carolina
3-12	H	W	17-4	Appalachian State
3-14	H	W	3-2	* Virginia
3-15	H	W	6-1	* Virginia
3-16	H	W	7-3	* Virginia
3-19	A	L	3-7	Tennessee
3-21	A	L	1-13	* Maryland
3-22	A	W	17-10	* Maryland
3-23	A	L <sup>(10)</sup>	6-7	* Maryland
3-25	A	L	4-9	Western Carolina
3-26	H	W	14-9	Western Carolina
3-28	A	L	2-11	* Wake Forest
3-29	A	W	10-9	* Wake Forest
3-30	A	W	18-7	* Wake Forest
4-1	A	L	2-3	Georgia
4-2	H	L	3-11	South Carolina
4-4	A	W	10-7	* Florida State
4-5	A	L	5-20	* Florida State
4-6	A	L <sup>(12)</sup>	10-11	* Florida State
4-8	H	W	10-7	Furman
4-9	A	W	15-1	South Carolina
4-11	H	W	11-1	* Duke
4-12	H	L <sup>(10)</sup>	3-4	* Duke
4-13	H	W	14-2	* Duke
4-15	H	W	13-5	Tennessee
4-16	H	W	12-9	South Carolina
4-18	A	L	9-16	* NC State
4-19	A	L	4-17	* NC State
4-20	A	L	7-9	* NC State
4-23	A	L	16-38	South Carolina
4-25	H	W	7-4	* Georgia Tech
4-26	H	L	4-19	* Georgia Tech
5-2	A	W	11-4	Davidson
5-4	H	W	17-2	* North Carolina
5-5	H	W	11-10	* North Carolina
5-6	H	W	5-4	* North Carolina
5-7	H	W	9-8	Charleston Southern
5-9	H	L	11-12	California
5-10	H	W	15-3	California
5-11	H	L	10-12	California
5-14	N2	W	8-6	+ Wake Forest
5-15	N2	W	7-4	+ Georgia Tech
5-16	N2	L	4-8	+ Florida State
5-17	N2	W <sup>(10)</sup>	11-6	+ NC State
5-17	N2	L	0-10	+ Florida State
5-22	N3	W	13-9	\$ Nevada
5-23	N3	L	6-10	\$ Rice
5-24	N3	L	7-12	\$ Texas State

\* - ACC game; % - UNLV Desert Classic; + - ACC Tournament; \$ - NCAA Central Regional; N1 - Las Vegas, Nev.; N2 - St. Petersburg, Fla.; N3 - Lubbock, Texas

## 1998 (43-16 OVERALL; 14-9 ACC, T-2<sup>ND</sup>)


Ranked No. 19 by USA Today				
Ranked No. 21 by Baseball America				
Ranked No. 23 by Collegiate Baseball				
Head Coach - Jack Leggett (5th Season)				
Date	Site	W-L	Score	Opponent
2-6	N1	W	4-2	% South Florida
2-7	N1	W	7-6	% Central Florida
2-8	N1	W	9-4	% Auburn
2-13	H	L	1-6	East Carolina
2-14	H	W	16-4	East Carolina
2-15	H	W	8-2	East Carolina
2-20	H	W	5-4	Old Dominion
2-21	H	W	11-10	Old Dominion
2-22	H	W	12-7	Old Dominion
2-26	H	W	11-7	Charlotte

2-27	H	W	13-0	North Carolina-Wilmington
2-28	H	W	19-6	North Carolina-Wilmington
3-1	H	W	6-3	North Carolina-Wilmington
3-3	H	W	6-5	Florida Atlantic
3-4	H	L	5-6	Florida Atlantic
3-6	H	W	22-4	Stetson
3-8	H	W	10-5	Stetson <sup>(1)</sup>
3-8	H	W <sup>(8)</sup>	9-4	Stetson <sup>(2)</sup>
3-10	H	W	17-3	Coastal Carolina
3-13	H	W	12-2	Maine
3-14	H	W	18-2	Maine <sup>(1)</sup>
3-14	H	W	19-11	Maine <sup>(2)</sup>
3-17	H	W	5-1	Western Carolina
3-19	A	L	7-10	Western Carolina
3-20	H	W	5-3	* Maryland
3-21	H	W	19-6	* Maryland
3-22	H	W	15-6	* Maryland
3-25	H	W	5-0	The Citadel
3-27	H	W	10-2	* Wake Forest
3-28	H	W	6-5	* Wake Forest
3-29	H	L	2-8	* Wake Forest
3-31	H	W <sup>(10)</sup>	5-4	Georgia
4-1	A	W	6-4	South Carolina
4-3	A	W	9-7	* Virginia
4-4	A	L	6-7	* Virginia
4-5	A	W	15-6	* Virginia
4-7	H	W	18-0	Furman
4-8	H	W	13-3	Charleston Southern
4-11	A	W	8-2	* Duke <sup>(1)</sup>
4-11	A	L	6-7	* Duke <sup>(2)</sup>
4-12	A	L	2-6	* Duke
4-15	H	W	14-6	North Carolina-Asheville
4-17	H	W <sup>(12)</sup>	11-10	* NC State
4-18	H	W	17-6	* NC State
4-22	A	W	9-2	Georgia
4-24	H	W	2-1	* Florida State
4-25	H	W	5-4	* Florida State
4-26	H	L	2-7	* Florida State
5-3	A	L	6-7	* Georgia Tech
5-4	A	L	7-9	* Georgia Tech
5-5	A	L	5-14	* Georgia Tech
5-9	A	L	9-12	* North Carolina <sup>(1)</sup>
5-9	A	W	8-1	* North Carolina <sup>(2)</sup>
5-10	A	W	7-6	* North Carolina
5-13	N2	L	1-4	+ North Carolina
5-14	N2	L	6-10	+ Georgia Tech
5-21	H	W	12-3	\$ The Citadel
5-22	H	L <sup>(16)</sup>	1-2	\$ South Alabama
5-23	H	L	5-8	\$ Southern California

\* - ACC game; % - Olive Garden Classic; + - ACC Tournament; \$ - NCAA East Regional; N1 - Kissimmee, Fla.; N2 - Durham, N.C.

## 1999 (42-27 OVERALL; 13-10 ACC, 3<sup>RD</sup>)

Ranked No. 13 by Collegiate Baseball				
Ranked No. 14 by USA Today				
Ranked No. 17 by Baseball America				
Head Coach - Jack Leggett (6th Season)				
Date	Site	W-L	Score	Opponent
2-12	H	W	10-7	Kansas State
2-13	H	W	10-4	Kansas State
2-14	H	W	11-3	Kansas State
2-25	N1	W	13-12	% Washington
2-26	N1	L	3-4	% Creighton
2-26	A	L <sup>(10)</sup>	11-12	% Nevada-Las Vegas
2-27	N1	L	5-7	% Nevada
2-28	N1	W	13-10	% Creighton
3-3	H	L	15-18	The Citadel
3-5	H	L	9-10	Liberty
3-6	H	L	8-11	Liberty <sup>(1)</sup>
3-6	H	W	11-6	Liberty <sup>(2)</sup>
3-10	H	W	14-6	Coastal Carolina
3-12	H	W	14-4	George Mason
3-13	H	W	13-2	George Mason <sup>(1)</sup>
3-13	H	W	21-0	George Mason <sup>(2)</sup>
3-16	A	L	4-5	East Carolina
3-17	A	L	2-14	East Carolina
3-19	A	W	8-6	* Maryland
3-20	A	W	9-2	* Maryland
3-23	H	W	17-5	Georgia
3-24	H	W	12-4	Wofford
3-26	A	L	1-5	* Wake Forest
3-27	A	L	6-11	* Wake Forest
3-28	A	L	2-10	* Wake Forest
3-30	A	W	7-6	Georgia
4-1	H	W	18-1	East Tennessee State
4-2	N2	L	3-5	Miami (Fla.)
4-3	N2	W	7-5	Miami (Fla.)
4-4	N2	L	11-14	Miami (Fla.)



BILLY KOCH HAD A 10-5 RECORD, 3.14 ERA AND 152 STRIKEOUTS IN 111.2 INNINGS PITCHED IN 1996.

# ALL-TIME RESULTS

4-6	A	L <sup>(10)</sup>	8-9	Western Carolina
4-7	H	W	16-11	Western Carolina
4-9	A	L	0-8	* Florida State
4-10	A	W	8-4	* Florida State
4-11	A	L	3-5	* Florida State
4-13	H	W	12-9	Furman
4-14	A	W	8-7	South Carolina
4-16	H	W	18-1	* Duke
4-17	H	L <sup>(10)</sup>	3-5	* Duke
4-18	H	W	7-5	* Duke
4-21	H	W	5-4	South Carolina
4-23	H	W	24-4	* Georgia Tech
4-24	H	W	13-8	* Georgia Tech
4-25	H	W	6-5	* Georgia Tech
5-1	H	L	3-9	* Virginia <sup>(1)</sup>
5-1	H	W <sup>(11)</sup>	5-4	* Virginia <sup>(2)</sup>
5-2	H	W	12-5	* Virginia
5-4	H	W <sup>(10)</sup>	11-10	Western Carolina
5-7	H	W	14-2	Winthrop
5-8	H	L	2-4	Coastal Carolina
5-9	H	W	20-7	* North Carolina
5-10	H	W	5-4	* North Carolina
5-11	H	L	5-7	* North Carolina
5-14	A	L	9-19	* NC State
5-15	A	L	4-7	* NC State
5-16	A	W	7-4	* NC State
5-19	N3	W	7-6	+ NC State
5-20	N3	L	3-6	+ Wake Forest
5-21	N3	W	7-6	+ Maryland
5-22	N3	W	8-7	+ Florida State
5-22	N3	L	5-9	+ Wake Forest
5-28	N4	L	5-23	\$ Missouri State
5-29	N4	W	17-3	\$ Delaware
5-29	A	W	12-4	\$ Arkansas
5-30	N4	W	8-7	\$ Missouri State <sup>(1)</sup>
5-30	N4	W	7-5	\$ Missouri State <sup>(2)</sup>
6-4	A	L	3-20	† Texas A&M
6-5	A	W	10-3	† Texas A&M
6-6	A	L	4-5	† Texas A&M

\* - ACC game; % - UNLV/Coors Desert Classic;  
+ - ACC Tournament; \$ - NCAA Fayetteville  
Regional; † - NCAA College Station Super  
Regional; N1 - Las Vegas, Nev.; N2 - Fort Mill,  
S.C.; N3 - Durham, N.C.; N4 - Fayetteville, Ark.

## 2000 (51-18 OVERALL; 17-7 ACC, 2<sup>ND</sup>)

College World Series Participant  
Ranked No. 5 by USA Today  
Ranked No. 6 by Collegiate Baseball  
Ranked No. 7 by Baseball America  
Head Coach - Jack Leggett (7th Season)

Date	Site	W-L	Score	Opponent
1-28	N1	W	3-1	Rice
1-29	N1	W	4-0	% Miami (Fla.)
1-30	N1	L	0-5	% Central Florida
2-18	H	W	5-0	Old Dominion
2-19	H	W	3-1	Old Dominion
2-20	H	W	10-2	Old Dominion
2-25	H	W	5-1	James Madison
2-26	H	W	12-4	James Madison
2-27	H	W	5-3	James Madison
3-1	H	W	4-3	Coastal Carolina
3-3	H	W	8-0	Nevada-Las Vegas
3-4	H	W	5-3	Nevada-Las Vegas
3-5	H	L	3-4	Nevada-Las Vegas
3-8	H	W	10-6	William & Mary
3-10	H	W	9-4	Ohio <sup>(1)</sup>
3-10	H	W	6-1	Ohio <sup>(2)</sup>
3-11	H	W	16-2	Ohio
3-14	H	W	7-0	East Carolina
3-15	H	L	4-12	East Carolina
3-17	H	W	8-6	* Maryland
3-18	H	W	9-3	* Maryland <sup>(1)</sup>
3-18	H	W	11-2	* Maryland <sup>(2)</sup>
3-22	H	W	14-2	Charlotte
3-24	H	W	9-3	The Citadel
3-25	H	W	7-5	The Citadel
3-26	H	W	6-3	The Citadel
3-29	A	L	6-10	Georgia
3-31	A	L	0-6	* North Carolina
4-1	A	W	10-2	* North Carolina
4-2	A	L	2-5	* North Carolina
4-4	H	W	11-7	Western Carolina
4-5	H	W	3-2	Furman
4-7	H	L	1-5	* NC State
4-8	H	W	9-0	* NC State
4-9	H	W	8-4	* NC State
4-11	H	W	9-7	Georgia
4-12	H	L	3-6	South Carolina



THE 2002 TIGERS  
WON 54 GAMES  
AND FINISHED THE  
SEASON RANKED NO.  
3 IN THE NATION.

4-15	H	W <sup>(15)</sup>	6-5	* Wake Forest <sup>(1)</sup>
4-15	H	W	5-4	* Wake Forest <sup>(2)</sup>
4-16	H	L	4-6	* Wake Forest
4-18	H	W	17-5	Elon
4-19	A	L <sup>(12)</sup>	8-9	South Carolina
4-21	A	W	8-5	* Duke
4-22	A	W	8-5	* Duke
4-23	A	W	12-8	* Duke
4-26	N2	W	13-4	Western Carolina
4-28	A	L	4-7	* Georgia Tech
4-29	A	L	7-9	* Georgia Tech
4-30	A	W	13-12	* Georgia Tech
5-6	H	W	8-7	* Florida State
5-7	H	W	5-4	* Florida State
5-8	H	W	7-4	* Florida State
5-11	A	L	4-6	Liberty
5-13	A	W	9-7	* Virginia <sup>(1)</sup>
5-13	A	L	0-11	* Virginia <sup>(2)</sup>
5-14	A	W	20-9	* Virginia
5-17	N3	W	9-5	+ Virginia
5-18	N3	W	8-4	+ Florida State
5-19	N3	L	8-9	+ Georgia Tech
5-20	N3	W	12-5	+ Virginia
5-20	N3	L	4-8	+ Georgia Tech
5-26	H	W	4-0	\$ Middle Tennessee
5-27	H	W	9-3	\$ Illinois
5-28	H	W	21-3	\$ Middle Tennessee
6-2	H	W	11-4	† Mississippi State
6-3	H	W	9-4	† Mississippi State
6-9	N4	W	10-6	! San Jose State
6-11	N4	L	4-10	! Stanford
6-14	N4	L	4-5	! Louisiana-Lafayette

## 2001 (41-22 OVERALL; 17-7 ACC, 2<sup>ND</sup>)

Ranked No. 13 by Collegiate Baseball  
Ranked No. 14 by USA Today  
Ranked No. 17 by Baseball America  
Head Coach - Jack Leggett (8th Season)

Date	Site	W-L	Score	Opponent
2-16	H	L	5-10	Richmond
2-17	H	W	14-4	Richmond
2-18	H	W	7-3	Richmond
2-22	A	W	10-6	% Nevada-Las Vegas
2-23	N1	W	9-5	% Oregon State
2-23	A	L	6-14	% Nevada-Las Vegas
2-24	N1	L	9-10	% Oregon State
2-25	N1	W <sup>(7)</sup>	13-2	% Oregon State
2-28	H	W	7-4	Furman
3-3	H	L	8-21	South Carolina
3-4	A	W	7-4	South Carolina

3-7	H	W	5-3	College of Charleston
3-10	H	W	5-2	Ohio
3-11	H	W	17-4	Ohio
3-13	H	L <sup>(10)</sup>	9-12	Georgia Southern
3-14	H	W	9-3	Georgia Southern
3-16	A	W	8-6	* Maryland
3-17	A	W	9-6	* Maryland
3-18	A	W	7-0	* Maryland
3-20	A	W	11-1	Old Dominion
3-21	A	L	8-10	Old Dominion
3-23	A	W <sup>(12)</sup>	4-1	* Wake Forest
3-24	A	L	3-12	* Wake Forest
3-25	A	W	9-1	* Wake Forest
3-27	H	W	6-0	Wofford
3-28	A	L	4-8	Georgia
3-30	H	W	24-3	New York Tech
3-31	H	W	13-0	New York Tech <sup>(1)</sup>
3-31	H	W	14-0	New York Tech <sup>(2)</sup>
4-4	H	L	4-8	Winthrop
4-6	A	L	4-7	* Florida State
4-7	A	L	6-7	* Florida State
4-8	A	L	1-6	* Florida State
4-10	H	L	5-10	Coastal Carolina
4-11	H	W <sup>(11)</sup>	8-7	Coastal Carolina
4-13	H	W	10-2	* Duke
4-14	H	W	10-1	* Duke
4-15	H	W	6-4	* Duke
4-17	H	W	10-4	Georgia
4-18	A	L	3-9	South Carolina
4-20	H	W	3-0	* Georgia Tech
4-21	H	W	5-1	* Georgia Tech
4-22	H	L	3-5	* Georgia Tech
4-24	H	W	8-2	Western Carolina
4-25	H	L	1-2	South Carolina
4-27	H	W	6-3	* North Carolina
4-28	H	W <sup>(10)</sup>	10-9	* North Carolina
4-29	H	L	0-4	* North Carolina
5-5	A	W	7-6	* NC State <sup>(1)</sup>
5-5	A	L	3-4	* NC State <sup>(2)</sup>
5-6	A	W	10-2	* NC State
5-9	A	W <sup>(11)</sup>	9-6	Furman
5-12	H	W	8-1	* Virginia <sup>(1)</sup>
5-12	H	W	17-1	* Virginia <sup>(2)</sup>
5-13	H	W	5-4	* Virginia
5-16	N2	L	3-7	+ Virginia
5-17	N2	W	7-6	+ North Carolina
5-18	N2	L	4-5	+ Florida State
5-25	H	W	4-1	\$ William & Mary
5-26	H	W	24-4	\$ Seton Hall
5-27	H	W	8-2	\$ Seton Hall
6-1	A	L	8-10	† Miami (Fla.)
6-2	A	L	6-14	† Miami (Fla.)

\* - ACC game; % - UNLV/Coors Desert Classic; + - ACC Tournament; \$ - NCAA Clemson Regional; † - NCAA Coral Gables Super Regional; N1 - Las Vegas, Nev.; N2 - Fort Mill, S.C.

## 2002 (54-17 OVERALL; 16-8 ACC, 4<sup>TH</sup>)

College World Series Participant  
Ranked No. 3 by Baseball America  
Ranked No. 3 by Collegiate Baseball  
Ranked No. 3 by USA Today  
Head Coach - Jack Leggett (9th Season)

Date	Site	W-L	Score	Opponent
2-22	H	W	7-4	Auburn
2-23	H	W	8-5	Auburn
2-24	H	W	6-5	Auburn
3-1	A	W	14-6	College of Charleston
3-2	A	W	9-7	South Carolina
3-3	H	W <sup>(10)</sup>	11-10	South Carolina
3-6	H	W	12-1	College of Charleston
3-8	H	W	5-3	Purdue
3-9	H	W	9-6	Purdue
3-10	H	W	4-2	Purdue
3-12	H	W	20-8	Georgia Southern
3-13	H	W	9-2	Georgia Southern
3-15	H	W	13-1	South Alabama
3-16	H	L	4-6	South Alabama
3-17	H	W	11-3	South Alabama
3-19	H	W	23-5	North Carolina-Asheville
3-21	H	W	8-0	Maine
3-22	H	W	13-0	Maine
3-23	H	W	8-3	Maine
3-26	H	W	19-1	Coastal Carolina
3-27	H	W	6-2	Coastal Carolina
3-29	H	W	13-6	* Maryland
3-30	H	W	16-7	* Maryland
3-31	H	W	7-2	* Maryland
4-2	H	W	7-1	East Tennessee State
4-3	H	W	6-4	Winthrop
4-5	H	W	6-4	* NC State
4-6	H	L	0-3	* NC State
4-7	H	W	10-2	* NC State
4-9	A	L	4-5	Georgia
4-10	H	W	6-5	Georgia
4-12	A	W <sup>(10)</sup>	11-7	* North Carolina
4-13	A	W	4-2	* North Carolina
4-14	A	L	5-12	* North Carolina
4-16	H	W	13-9	Western Carolina
4-17	H	L	6-8	South Carolina
4-19	A	W	5-3	* Duke
4-20	A	W	4-1	* Duke
4-21	A	W	2-1	* Duke
4-23	H	W	18-7	Furman
4-24	A	W	4-1	South Carolina
4-26	H	L	2-4	* Wake Forest
4-27	H	W	5-3	* Wake Forest
4-28	H	W	4-0	* Wake Forest
5-4	A	W	12-9	* Georgia Tech
5-5	A	L	6-15	* Georgia Tech
5-6	A	L	0-11	* Georgia Tech
5-8	H	W	9-2	Wofford
5-9	H	L	6-8	Elon

# ALL-TIME RESULTS

5-11	A	W	15-4	* Virginia
5-12	A	W	15-2	* Virginia
5-13	A	W	5-3	* Virginia
5-15	A	W	12-4	Western Carolina
5-17	H	L	3-9	* Florida State
5-18	H	L	3-12	* Florida State
5-19	H	L	3-9	* Florida State
5-22	N1	W	10-0	+ Georgia Tech
5-23	N1	L	4-9	+ Florida State
5-24	N1	W	5-3	+ NC State
5-25	N1	W	8-6	+ Wake Forest
5-25	N1	L	1-4	+ Florida State
5-31	H	W	15-1	\$ Georgia Southern
6-1	H	W	4-2	\$ East Carolina
6-2	H	W	21-1	\$ East Carolina
6-7	H	L	6-9	¶ Arkansas
6-8	H	W	8-7	¶ Arkansas
6-9	H	W	7-4	¶ Arkansas
6-14	N2	W	11-10	! Nebraska
6-16	N2	W	9-7	! Georgia Tech
6-19	N2	L	4-12	! South Carolina
6-21	N2	L	2-10	! South Carolina

\* - ACC game; + - ACC Tournament; \$ - NCAA Clemson Regional; ¶ - NCAA Clemson Super Regional; ! - College World Series; N1 - St. Petersburg, Fla.; N2 - Omaha, Neb.

## 2003 (39-22 OVERALL; 15-9 ACC, T-3<sup>RD</sup>)

Head Coach - Jack Leggett (10th Season)				
Date	Site	W-L	Score	Opponent
2-22	A	L	1-8	Auburn <sup>(1)</sup>
2-22	A	W	11-8	Auburn <sup>(2)</sup>
2-23	A	L	3-7	Auburn
2-26	H	W <sup>(8)</sup>	5-0	Charleston Southern
3-1	H	W	8-0	South Carolina
3-2	A	L	4-6	South Carolina
3-4	H	W	5-4	Winthrop
3-5	H	W	6-2	College of Charleston
3-6	H	W	6-2	^ Chukyo
3-7	H	W	2-0	Old Dominion
3-8	H	W	5-1	Old Dominion
3-9	H	W	18-2	Old Dominion
3-11	H	W	7-5	Tennessee Tech
3-12	H	W	8-0	Tennessee Tech
3-16	N1	W	11-1	Georgia Southern
3-17	N1	W	8-0	Georgia Southern
3-18	A	W	7-6	College of Charleston
3-20	H	W	8-6	Maine
3-21	H	W	7-6	Maine
3-22	H	W	11-7	Maine
3-24	H	W	21-7	Wofford
3-25	A	L	5-9	Western Carolina
3-26	H	W	7-3	Georgia
3-28	A2	L <sup>(11)</sup>	2-3	* NC State
3-29	A2	L	2-12	* NC State <sup>(1)</sup>
3-29	A2	W	12-10	* NC State <sup>(2)</sup>
4-1	H	W	5-3	Western Carolina
4-2	A	W	4-2	South Carolina
4-4	H	W	9-4	* Virginia
4-5	H	L	1-4	* Virginia
4-6	H	W	9-2	* Virginia
4-9	H	W	4-2	South Carolina
4-11	A	W	8-4	* Florida State
4-12	A	L	2-7	* Florida State
4-13	A	L	1-8	* Florida State
4-15	H	L	1-5	Coastal Carolina
4-16	H	W	7-3	Coastal Carolina
4-19	A	L	6-9	* Maryland <sup>(1)</sup>
4-19	A	L	4-8	* Maryland <sup>(2)</sup>
4-20	A	W	20-5	* Maryland
4-22	A	L	3-9	Georgia
4-23	H	W <sup>(12)</sup>	6-3	East Tennessee State
4-25	H	W <sup>(10)</sup>	9-7	* Georgia Tech
4-26	H	W	10-5	* Georgia Tech
4-27	H	W	11-3	* Georgia Tech
5-4	H	W	7-6	* Duke
5-5	H	L	6-7	* Duke
5-6	H	W	13-2	* Duke
5-7	H	L	2-11	Elon
5-8	A	L	8-10	Furman
5-10	H	L	4-9	* North Carolina
5-11	H	W <sup>(10)</sup>	5-4	* North Carolina
5-12	H	W	5-2	* North Carolina
5-13	H	L	9-12	Furman
5-15	A	W	6-2	* Wake Forest
5-16	A	W	14-3	* Wake Forest
5-17	A	W	4-3	* Wake Forest
5-22	N3	L	2-10	+ North Carolina
5-23	N3	L	4-7	+ Duke

5-30	N4	L	8-10	\$ Ohio State
5-31	N4	W <sup>(10)</sup>	7-6	\$ Princeton
5-31	A	L	0-15	\$ Auburn

\* - ACC game; ^ - exhibition game (not counted in record); + - ACC Tournament; \$ - NCAA Auburn Regional; N1 - Charleston, S.C.; A2 - Kinston, N.C.; N3 - Salem, Va.; N4 - Auburn, Ala.

## 2004 (39-26 OVERALL; 14-10 ACC, T-4<sup>TH</sup>)

Head Coach - Jack Leggett (11th Season)				
Date	Site	W-L	Score	Opponent
2-24	H	L	4-5	Charlotte
2-28	N1	W	4-0	% Georgia Southern
2-28	A	L <sup>(11)</sup>	2-3	% East Carolina
2-29	N1	W	9-0	% Georgia Southern
2-29	A	L	4-6	% East Carolina
3-3	H	W	8-5	Gardner-Webb
3-5	A	W	15-4	College of Charleston
3-6	A	L	2-5	South Carolina
3-7	H	L <sup>(10)</sup>	7-8	South Carolina
3-10	A	W	6-0	Wofford
3-12	H	W	14-9	Auburn
3-13	H	L	4-5	Auburn
3-14	H	L	6-9	Auburn
3-16	H	W	9-4	Coastal Carolina
3-19	A	W	7-3	Texas Tech
3-20	A	L	10-13	Texas Tech
3-21	A	L	3-5	Texas Tech
3-23	H	W	10-6	Elon
3-24	H	L	1-7	Elon
3-26	H	W	13-6	* Wake Forest
3-27	H	W	7-4	* Wake Forest
3-28	H	W	6-5	* Wake Forest
3-30	A	W	6-2	Georgia
3-31	H	W	19-4	Georgia
4-2	H	W	3-2	* Maryland
4-3	H	W	9-2	* Maryland
4-4	H	W	8-2	* Maryland
4-7	H	W	9-4	South Carolina
4-9	A	L	1-5	* Virginia
4-10	A	L	3-4	* Virginia <sup>(1)</sup>
4-10	A	L	1-3	* Virginia <sup>(2)</sup>
4-13	H	W	9-5	Winthrop
4-14	A	W	13-5	South Carolina
4-16	A	W	2-1	* North Carolina
4-17	A	L	0-4	* North Carolina
4-18	A	W <sup>(10)</sup>	4-2	* North Carolina
4-20	H	W	13-4	The Citadel
4-21	H	W	8-7	Western Carolina
4-23	H	W	2-1	* NC State
4-24	H	W	4-3	* NC State
4-25	H	W	9-6	* NC State
5-1	H	L	6-11	* Florida State
5-2	H	L	1-10	* Florida State
5-3	H	W	18-9	* Florida State
5-5	H	W	3-2	Charleston Southern
5-7	H	W	8-5	Central Florida
5-8	H	L	4-7	Central Florida
5-9	H	L	2-3	Central Florida
5-11	H	W	16-5	Furman
5-12	H	W	19-8	College of Charleston
5-14	A	L	3-8	* Georgia Tech
5-15	A	L	3-11	* Georgia Tech
5-16	A	L	4-8	* Georgia Tech
5-20	A	W	10-1	* Duke
5-21	A	L	1-2	* Duke
5-22	A	W	9-6	* Duke
5-26	N2	W	7-6	+ North Carolina
5-27	N2	L <sup>(13)</sup>	7-11	+ Georgia Tech
5-28	N2	W	12-1	+ NC State
5-28	N2	L	5-6	+ North Carolina
6-4	N3	W	10-6	\$ Birmingham-Southern
6-5	A	L	3-6	\$ Georgia
6-5	N3	W	5-4	\$ Birmingham-Southern
6-6	A	W	10-9	\$ Georgia <sup>(1)</sup>
6-6	A	L <sup>(10)</sup>	6-7	\$ Georgia <sup>(2)</sup>

\* - ACC game; % - Keith LeClair Invitational; + - ACC Tournament; \$ - NCAA Athens Regional; N1 - Greenville, N.C.; N2 - Salem, Va.; N3 - Athens, Ga.

## 2005 (43-23 OVERALL; 21-9 ACC, 2<sup>ND</sup>)

Ranked No. 13 by Collegiate Baseball				
Ranked No. 14 by Baseball America				
Ranked No. 16 by USA Today				
Head Coach - Jack Leggett (12th Season)				
Date	Site	W-L	Score	Opponent
2-18	N1	W	7-2	% West Virginia
2-19	A1	L	2-3	% Coastal Carolina

2-20	N1	L	0-10	% East Carolina
2-25	H	W	3-2	California-Irvine
2-26	H	W	5-4	California-Irvine
2-27	H	W	10-2	California-Irvine
3-4	A	L	5-6	Auburn
3-5	A	L	4-8	Auburn
3-6	A	W	14-3	Auburn
3-9	H	L	2-8	Winthrop
3-12	H	L	3-6	South Carolina
3-13	A	L	5-6	South Carolina
3-16	H	W	11-1	Furman
3-18	H	L	1-2	* North Carolina
3-19	H	W	9-1	* North Carolina
3-20	H	W	7-3	* North Carolina
3-22	A	W	1-0	Old Dominion
3-23	A	L	2-3	Old Dominion
3-25	A	W	14-3	* Maryland
3-26	A	W <sup>(13)</sup>	6-4	* Maryland <sup>(1)</sup>
3-26	A	W	12-0	* Maryland <sup>(2)</sup>
3-29	H	W	14-5	Coastal Carolina
3-30	H	W	8-1	Coastal Carolina
4-2	A	L	1-3	* Florida State
4-3	A	L	4-5	* Florida State <sup>(1)</sup>
4-3	A	W	7-3	* Florida State <sup>(2)</sup>
4-5	A	L	10-11	Georgia
4-6	H	L	1-4	Georgia
4-8	H	W	9-3	* Duke
4-9	H	W	11-6	* Duke
4-10	H	W	16-6	* Duke
4-12	A	W	7-4	Western Carolina
4-13	H	W	12-2	South Carolina
4-15	H	W	13-4	* Virginia
4-16	H	W	3-2	* Virginia
4-17	H	L	2-9	* Virginia
4-19	H	W	10-1	Western Carolina
4-20	A	W	7-5	South Carolina
4-22	A	L	3-8	* NC State
4-23	A	W	16-9	* NC State
4-24	A	L	8-9	* NC State
4-26	H	W	9-6	Elon
4-27	H	W	7-1	Wofford
4-29	H	L	14-18	* Georgia Tech
4-30	H	W	6-5	* Georgia Tech
5-1	H	L	4-6	* Georgia Tech
5-8	A	L	7-11	* Virginia Tech
5-9	A	W	7-0	* Virginia Tech
5-10	A	W	6-2	* Virginia Tech
5-13	A	W	4-1	* Wake Forest
5-14	A	W <sup>(11)</sup>	17-14	* Wake Forest
5-15	A	W	6-5	* Wake Forest
5-17	H	W	8-5	College of Charleston
5-19	H	W	15-5	* Miami (Fla.)
5-20	H	W	9-2	* Miami (Fla.)
5-21	H	W	6-2	* Miami (Fla.)
5-25	N2	L	1-8	+ Virginia
5-26	N2	W	9-1	+ Miami (Fla.)
5-27	N2	W	5-4	+ NC State
5-28	N2	L	4-5	+ Virginia
6-3	H	W	12-2	\$ North Carolina A&T
6-4	H	W	6-0	\$ College of Charleston
6-5	H	W	8-3	\$ Oral Roberts
6-11	A	W	4-2	¶ Baylor
6-12	A	L	1-7	¶ Baylor
6-13	A	L	1-6	¶ Baylor

\* - ACC game; % - Baseball at The Beach; + - ACC Tournament; \$ - NCAA Clemson Regional; ¶ - NCAA Waco Super Regional; N1,A1 - Myrtle Beach, S.C.; N2 - Jacksonville, Fla.

## 2006 (53-16 OVERALL; 24-6 ACC, 1<sup>ST</sup> (ATLANTIC))

College World Series Participant				
Ranked No. 5 by Baseball America				
Ranked No. 5 by Collegiate Baseball				
Ranked No. 5 by USA Today				
Head Coach - Jack Leggett (13th Season)				
Date	Site	W-L	Score	Opponent
2-17	H	W	8-1	James Madison <sup>(1)</sup>
2-17	H	W	3-0	James Madison <sup>(2)</sup>
2-19	H	W	6-1	James Madison
2-24	H	W	5-1	Mercer
2-26	H	L	2-3	Mercer <sup>(1)</sup>
2-26	H	W	9-4	Mercer <sup>(2)</sup>
3-3	A	W	6-0	College of Charleston
3-4	A	L	2-6	South Carolina
3-5	H	W	6-4	South Carolina
3-8	H	W	10-5	William & Mary
3-10	H	W	7-2	Kansas
3-11	H	L	5-6	Kansas

3-12	H	W	4-3	Kansas
3-15	H	W	10-5	Gardner-Webb
3-17	A	L	1-2	* Virginia
3-18	A	L	2-10	* Virginia
3-19	A	L	4-7	* Virginia
3-21	H	W	5-3	Elon
3-22	H	W	7-4	Elon
3-24	H	W	9-5	* NC State
3-25	H	W	4-2	* NC State
3-26	H	W	6-2	* NC State
3-28	A	L <sup>(10)</sup>	11-12	Georgia
3-29	H	W	10-7	Georgia
3-31	A	W	8-6	* Miami (Fla.)
4-1	A	W	6-2	* Miami (Fla.)
4-2	A	W	14-1	* Miami (Fla.)
4-4	H	L	6-8	Western Carolina
4-5	A	W	3-2	South Carolina
4-7	H	W	3-1	* Maryland
4-8	H	W <sup>(11)</sup>	3-2	* Maryland
4-9	H	W	15-7	* Maryland
4-11	A	W	8-3	Western Carolina
4-12	H	W	10-5	South Carolina
4-14	A	W	7-6	* Georgia Tech
4-15	A	L	3-12	* Georgia Tech
4-16	A	L	4-22	* Georgia Tech
4-18	H	L	3-6	Winthrop
4-19	H	L	4-5	Furman
4-21	A	W	6-3	* Boston College
4-22	A	L	2-3	* Boston College <sup>(1)</sup>
4-22	A	W	4-1	* Boston College <sup>(2)</sup>
4-26	H	W	10-1	Wofford
4-28	H	W	11-2	* Virginia Tech
4-29	H	W	11-4	* Virginia Tech
4-30	H	W	7-3	* Virginia Tech
5-8	A	W	7-4	* Duke

## ALL-TIME RESULTS

3-25	A	W	5-0	* Maryland
3-27	H	W	14-2	Gardner-Webb
3-28	H	W	15-6	Western Carolina
3-30	H	L	3-10	* Miami (Fla.)
3-31	H	W	4-1	* Miami (Fla.)
4-1	H	L	6-7	* Miami (Fla.)
4-3	A	W	4-2	Georgia
4-4	H	W	11-10	Georgia
4-6	A	W	6-3	* Virginia Tech
4-7	A	W	8-5	* Virginia Tech
4-8	A	W <sup>(10)</sup>	5-2	* Virginia Tech
4-13	A	W	6-2	* Wake Forest
4-14	A	L	5-6	* Wake Forest
4-15	A	W	5-4	* Wake Forest
4-18	A	L	2-4	South Carolina
4-20	H	L	3-5	* Virginia
4-21	H	L	0-3	* Virginia
4-22	H	W	2-1	* Virginia
4-24	H	L	12-13	Elon
4-25	H	W	14-5	South Carolina
4-27	H	W <sup>(11)</sup>	3-2	* Georgia Tech
4-28	H	W	10-3	* Georgia Tech
4-29	H	L	3-6	* Georgia Tech
5-5	H	W	4-3	* Boston College
5-6	H	L	6-8	* Boston College <sup>(1)</sup>
5-6	H	W	7-6	* Boston College <sup>(2)</sup>
5-8	N1	W	12-3	Wofford
5-9	H	L	3-6	Furman
5-11	A	L	1-11	* Florida State
5-12	A	W	7-6	* Florida State
5-13	A	W	11-6	* Florida State
5-15	H	W	19-7	College of Charleston
5-17	A	L	4-11	* NC State
5-18	A	L	5-6	* NC State
5-19	A	W	6-3	* NC State
5-23	N2	W <sup>(13)</sup>	5-4	+ Miami (Fla.)
5-25	N2	L	2-3	+ Wake Forest
5-26	N2	W	5-1	+ Florida State
6-1	N3	W	3-2	\$ St. John's
6-3	A	W	11-8	\$ Coastal Carolina
6-4	A	W	15-3	\$ Coastal Carolina
6-8	A	L	6-8	† Mississippi State
6-9	A	L	5-8	† Mississippi State

\* - ACC game; + - ACC Tournament; \$ - NCAA Myrtle Beach Regional; † - NCAA Starkville Super Regional; N1 - Greenville, S.C. (Fluor Field); N2 - Jacksonville, Fla.; N3 - Myrtle Beach, S.C.

2008 (31-27-1 OVERALL; 11-18-1 ACC, 4<sup>TH</sup> ATLANTIC)

Head Coach - Jack Leggett (15th Season)				
Date	Site	W-L	Score	Opponent
2-23	H	W	12-5	Mercer <sup>(1)</sup>
2-23	H	W	6-5	Mercer <sup>(2)</sup>
2-24	H	W	10-3	Mercer
2-27	H	W	12-3	High Point
2-29	A	W	7-6	College of Charleston
3-1	A	L	1-10	South Carolina
3-2	H	L	1-5	South Carolina
3-5	H	W	9-7	Wofford
3-8	A	L	11-13	* Wake Forest
3-9	A	L	3-5	* Wake Forest <sup>(1)</sup>
3-9	A	W	12-11	* Wake Forest <sup>(2)</sup>
3-11	H	W	11-10	North Carolina-Greensboro
3-12	H	W	6-5	North Carolina-Greensboro

3-14	H	L	4-6	* Boston College
3-15	H	L	6-7	* Boston College
3-16	H	W	16-2	* Boston College
3-18	H	W	9-6	Coastal Carolina
3-20	H	W	14-2	Furman
3-21	H	L	4-5	* NC State
3-22	H	W	3-2	* NC State
3-23	H	W	2-0	* NC State
3-25	H	W	5-4	Elon
3-26	H	W	2-1	Elon
3-28	A	W	2-1	* Maryland
3-29	A	L	3-5	* Maryland
3-30	A	W	6-2	* Maryland
4-1	A	L	3-11	Georgia
4-2	H	L	4-6	Georgia
4-4	A	L	4-6	* Miami (Fla.)
4-5	A	L	5-15	* Miami (Fla.)
4-6	A	L	6-7	* Miami (Fla.)
4-9	A	L	1-7	South Carolina
4-11	H	L	2-8	* North Carolina
4-12	H	L	3-4	* North Carolina
4-13	H	L	4-8	* North Carolina
4-15	H	L	2-6	Western Carolina
4-16	H	L	0-6	South Carolina
4-18	A	W	7-4	* Duke
4-19	A	L	1-10	* Duke
4-20	A	L <sup>(10)</sup>	6-6	* Duke
4-22	A	W	6-0	Western Carolina
4-23	N1	W	12-7	Presbyterian College
4-25	H	W	13-5	* Virginia Tech
4-26	H	W	8-7	* Virginia Tech
4-27	H	W	10-2	* Virginia Tech
5-3	H	L <sup>(10)</sup>	8-9	* Florida State
5-4	H	L	4-13	* Florida State
5-5	H	L	2-4	* Florida State
5-7	A1	W	11-5	Furman
5-9	A	L	1-5	* Georgia Tech
5-10	A	L	1-7	* Georgia Tech
5-11	A	W	16-6	* Georgia Tech
5-13	H	W	12-6	College of Charleston
5-15	A	W	9-1	Central Florida
5-16	A	W	7-3	Central Florida
5-17	A	W	8-5	Central Florida
5-21	N2	L	1-7	+ Miami (Fla.)
5-22	N2	L <sup>(7)</sup>	0-10	+ NC State
5-24	N2	W	10-4	+ Georgia Tech

\* - ACC game; + - ACC Tournament; N1, A1 - Greenville, S.C. (Fluor Field); N2 - Jacksonville, Fla.

2009 (44-22 OVERALL; 19-11 ACC, 2<sup>ND</sup> ATLANTIC)

Ranked No. 14 by USA Today				
Ranked No. 15 by Collegiate Baseball				
Ranked No. 16 by Baseball America				
Head Coach - Jack Leggett (16th Season)				
Date	Site	W-L	Score	Opponent
2-20	H	W	8-3	Charlotte
2-21	H	W	4-0	Charlotte
2-22	H	W <sup>(10)</sup>	6-5	Charlotte
2-25	H	W	8-2	Wofford
2-28	H	L	1-3	South Carolina
3-3	H	L <sup>(14)</sup>	2-4	Furman
3-4	H	W	17-2	North Carolina-Asheville
3-6	A	W <sup>(10)</sup>	5-4	* North Carolina

3-7	A	L	2-5	* North Carolina
3-8	A	L	8-9	* North Carolina
3-10	H	W	15-2	Michigan State
3-11	N1	W	6-1	Michigan State
3-13	H	W	4-1	* Wake Forest <sup>(1)</sup>
3-13	H	W	6-1	* Wake Forest <sup>(2)</sup>
3-15	H	W	7-3	* Wake Forest
3-17	H	W	8-0	Presbyterian College
3-18	H	W	14-0	# South Carolina-Upstate
3-20	A	L	2-5	* Florida State
3-21	A	W <sup>(11)</sup>	8-7	* Florida State
3-22	A	L	4-7	* Florida State
3-24	H	W	5-3	Elon <sup>(1)</sup>
3-24	H	W	8-7	Elon <sup>(2)</sup>
3-27	A	L	1-13	* Boston College
3-28	A	W	7-6	* Boston College <sup>(1)</sup>
3-28	A	W	5-3	* Boston College <sup>(2)</sup>
3-31	A	L	5-6	Georgia
4-1	H	L	2-4	Georgia
4-3	H	W	7-3	* Duke
4-4	H	L	7-10	* Duke
4-5	H	W	10-1	* Duke
4-7	A	L	7-7	South Carolina
4-8	H	W	6-5	South Carolina
4-11	H	L	8-12	* Miami (Fla.) <sup>(1)</sup>
4-11	H	W	9-1	* Miami (Fla.) <sup>(2)</sup>
4-12	H	W	9-6	* Miami (Fla.)
4-14	A	W	11-1	Western Carolina
4-15	H	W	13-2	Western Carolina
4-17	A	L	2-5	* Virginia Tech
4-18	A	L	3-7	* Virginia Tech
4-19	A	W	8-1	* Virginia Tech
4-21	H	W	5-3	Coastal Carolina
4-22	A	W	12-2	South Carolina
4-24	H	L	4-5	* Georgia Tech
4-25	H	W	8-5	* Georgia Tech
4-26	H	W	6-3	* Georgia Tech
5-2	H	W	11-2	* Maryland
5-3	H	W	7-4	* Maryland <sup>(1)</sup>
5-3	H	L	6-8	* Maryland <sup>(2)</sup>
5-8	H	W	13-2	North Carolina-Wilmington
5-9	H	W	11-3	North Carolina-Wilmington
5-10	H	L	3-4	North Carolina-Wilmington
5-11	A1	W	8-5	Furman
5-12	H	W	5-2	College of Charleston
5-14	A	W	13-8	* NC State
5-15	A	W	11-5	* NC State
5-16	A	W	5-4	* NC State
5-21	N2	L	5-6	+ Virginia
5-22	N2	L	4-10	+ Duke
5-23	N2	W <sup>(11)</sup>	4-3	+ North Carolina
5-29	H	W	5-4	\$ Tennessee Tech
5-30	H	L	2-3	\$ Oklahoma State
5-31	H	W	10-0	\$ Tennessee Tech
5-31	H	W	15-1	\$ Oklahoma State
6-1	H	W	6-5	\$ Oklahoma State
6-6	A	L	4-7	† Arizona State
6-7	A	L	2-8	† Arizona State

\* - ACC game; # - no-hit game; + - ACC Tournament; \$ - NCAA Clemson Super Regional; † - NCAA Tempe Super Regional; N1, A1 - Greenville, S.C. (Fluor Field); N2 - Durham, N.C.

2010 (45-25 OVERALL; 18-12 ACC, T-1<sup>ST</sup> ATLANTIC)

College World Series Participant				
Ranked No. 4 by Collegiate Baseball				
Ranked No. 4 by USA Today				
Ranked No. 10 by Baseball America				
Head Coach - Jack Leggett (17th Season)				
Date	Site	W-L	Score	Opponent
2-19	H	W	11-0	# Miami (Ohio)
2-20	N1	W	10-2	# Michigan State
2-21	H	W	8-5	# Furman
2-26	H	W	4-3	Wright State
2-27	H	W	8-6	Wright State
2-28	H	W	12-6	Wright State
3-3	H	W <sup>(10)</sup>	6-5	Dayton
3-5	H	W	4-3	South Carolina
3-6	N1	L	5-7	South Carolina
3-7	A	W	19-6	South Carolina
3-11	H	W	13-2	Gardner-Webb
3-13	H	W	12-7	* NC State <sup>(1)</sup>
3-13	H	W	12-6	* NC State <sup>(2)</sup>
3-14	H	W	7-6	* NC State
3-16	A	L	10-11	Charlotte
3-17	H	W	22-6	Georgia Southern
3-19	H	W	3-0	* Virginia Tech
3-20	H	W	5-2	* Virginia Tech <sup>(1)</sup>
3-20	H	W	13-8	* Virginia Tech <sup>(2)</sup>

3-23	H	L	10-15	Elon
3-24	H	L <sup>(10)</sup>	3-4	Elon
3-26	A	L	3-4	* Virginia
3-27	A	W	8-5	* Virginia <sup>(1)</sup>
3-27	A	L	1-3	* Virginia <sup>(2)</sup>
3-31	H	L <sup>(11)</sup>	3-4	Coastal Carolina
4-2	H	W	15-2	* Boston College
4-3	H	L	5-11	* Boston College
4-4	H	W	14-9	* Boston College
4-6	A	W	15-5	Georgia
4-7	H	W	14-6	Georgia
4-9	A	L	9-10	* Duke
4-10	A	W <sup>(11)</sup>	11-5	* Duke
4-11	A	L	2-7	* Duke
4-14	H	L	5-7	Western Carolina
4-16	A	L <sup>(10)</sup>	6-8	* Georgia Tech
4-17	A	L	3-4	* Georgia Tech
4-18	A	L	3-11	* Georgia Tech
4-21	H	W	22-4	South Carolina-Upstate
4-23	H	L	3-5	* North Carolina
4-24	H	W	10-6	* North Carolina
4-25	H	L	3-4	* North Carolina
5-1	H	L	2-4	Florida Gulf Coast
5-2	H	W	9-3	Florida Gulf Coast <sup>(1)</sup>
5-2	H	W	7-6	Florida Gulf Coast <sup>(2)</sup>
5-4	H	W	14-2	Florida Gulf Coast
5-7	A	W	18-6	* Maryland
5-8	A	W	12-8	* Maryland
5-9	A	W	7-5	* Maryland
5-11	A1	W	12-1	Furman
5-14	A	L	5-9	* Wake Forest
5-15	A	W	17-5	* Wake Forest
5-16	A	L	2-11	* Wake Forest
5-18	H	W	8-2	Presbyterian College
5-20	H	W	9-8	* Florida State
5-21	H	W	8-4	* Florida State
5-22	H	W	8-3	* Florida State
5-26	N2	L	8-13	+ NC State
5-28	N2	L	8-9	+ Virginia Tech
5-29	N2	W	9-3	+ Georgia Tech
6-4	N3	W	10-1	\$ Southern Mississippi
6-5	A	W	5-2	\$ Auburn
6-6	A	L	10-11	\$ Auburn
6-7	A	W	13-7	\$ Auburn
6-12	H	L	4-5	† Alabama
6-13	H	W	19-5	† Alabama
6-14	H	W	8-6	† Alabama
6-21	N4	W	6-3	! Arizona State
6-22	N4	W	6-4	! Oklahoma
6-25	N4	L	1-5	! South Carolina
6-26	N4	L	3-4	! South Carolina


\* - ACC game; # - First Pitch Invitational; + - ACC Tournament; \$ - NCAA Auburn Regional; ! - NCAA Clemson Super Regional; ! - College World Series; N1, A1 - Greenville, S.C. (Fluor Field); N2 - Greensboro, N.C.; N3 - Auburn, Ala.; N4 - Omaha, Neb.

2011 (43-20 OVERALL; 17-13 ACC, 2<sup>ND</sup> ATLANTIC)

Ranked No. 16 by USA Today				
Ranked No. 21 by Baseball America				
Ranked No. 21 by Collegiate Baseball				
Head Coach - Jack Leggett (18th Season)				
Date	Site	W-L	Score	Opponent
2-18	H	W	14-3	Eastern Michigan
2-19	H	L	6-7	Eastern Michigan
2-20	H	W	5-1	Eastern Michigan
2-25	H	W	15-4	# Cincinnati
2-26	H	W	19-1	# Charleston Southern
2-27	N1	W	8-0	# Michigan State
3-2	H	W	5-1	Wofford
3-4	A	L	3-6	South Carolina
3-6	H	W	10-5	South Carolina
3-8	N1	L	4-5	South Carolina
3-11	H	L	0-5	* Virginia
3-12	H	L	7-8	* Virginia
3-13	H	L	6-7	* Virginia
3-16	N1	L	3-4	Presbyterian College
3-18	H	W	9-6	* Duke
3-19	H	W	16-7	* Duke
3-20	H	W	9-3	* Duke
3-22	H	W	7-2	Elon
3-23	H	W	9-2	Elon
3-25	A	L	0-6	* NC State
3-26	A	L	3-5	* NC State
3-27	A	W	7-3	* NC State
3-29	H	W	11-5	Georgia
4-1	A	L	3-13	* North Carolina
4-2	A	L	5-9	* North Carolina

# ALL-TIME RESULTS

FIVE OF CLEMSON'S NINE REGULAR STARTERS IN THE FIELD ON THE 2014 TEAM EARNED ALL-ACC HONORS.



4-3	A	L	4-5	* North Carolina
4-5	H	W <sup>(10)</sup>	5-4	Coastal Carolina
4-6	H	W	12-3	Western Carolina
4-8	H	W	12-3	* Maryland
4-9	H	W	7-0	* Maryland
4-10	H	L	6-7	* Maryland
4-12	H	W	7-2	Presbyterian College
4-15	A	W	9-2	* Boston College
4-16	A	W	7-5	* Boston College <sup>(1)</sup>
4-16	A	W	9-2	* Boston College <sup>(2)</sup>
4-20	A	W	5-2	Georgia
4-22	H	W	2-0	* Wake Forest
4-23	H	L	3-9	* Wake Forest
4-24	H	W	10-4	* Wake Forest
4-26	H	W	5-0	Furman
4-27	A	W <sup>(8)</sup>	6-4	Western Carolina
4-29	H	W	4-2	* Georgia Tech
4-30	H	L	1-5	* Georgia Tech
5-1	H	W	3-1	* Georgia Tech
5-7	H	W	13-1	Gardner-Webb <sup>(1)</sup>
5-7	H	W	12-0	Gardner-Webb <sup>(2)</sup>
5-8	A	W	5-1	Gardner-Webb
5-10	A1	W	5-1	Furman
5-11	H	W	8-3	East Tennessee State
5-14	A	W	7-2	* Virginia Tech <sup>(1)</sup>
5-14	A	W	8-3	* Virginia Tech <sup>(2)</sup>
5-15	A	L	2-3	* Virginia Tech
5-17	H	W	19-0	Davidson
5-19	A	L	6-8	* Florida State
5-20	A	W	7-4	* Florida State
5-21	A	W	8-5	* Florida State
5-25	N2	W	9-0	+ Georgia Tech
5-26	N2	L	3-6	+ Florida State
5-28	N2	W	6-3	+ NC State
6-3	H	W	11-1	\$ Sacred Heart
6-4	H	W	12-7	\$ Coastal Carolina
6-5	H	L	6-7	\$ Connecticut
6-6	H	L	1-14	\$ Connecticut

\* - ACC game; # - First Pitch Invitational; + - ACC Tournament; \$ - NCAA Clemson Regional; N1,A1 - Greenville, S.C. (Fluor Field); N2 - Durham, N.C.

## 2012 (35-28 OVERALL; 16-14 ACC, 3<sup>RD</sup> ATLANTIC)

Head Coach - Jack Leggett (19th Season)

Date	Site	W-L	Score	Opponent
2-17	H	L	1-2	UAB
2-18	H	W	6-1	UAB <sup>(1)</sup>
2-18	H	W	7-4	UAB <sup>(2)</sup>
2-24	H	L	5-6	Maine
2-25	H	W	9-5	Maine
2-26	H	W	9-6	Maine
3-2	N1	L <sup>(11)</sup>	2-3	South Carolina
3-3	A	L	6-9	South Carolina
3-4	H	W	6-5	South Carolina
3-7	H	W	16-4	Holy Cross
3-9	H	L	3-4	* North Carolina
3-10	H	L	3-6	* North Carolina
3-11	H	L <sup>(11)</sup>	5-6	* North Carolina
3-14	A	L	4-8	Western Carolina
3-16	H	W	6-4	* Boston College
3-17	H	W	6-3	* Boston College
3-18	H	W	5-1	* Boston College
3-20	H	W	6-2	Elon

3-21	N2	W	4-2	Elon
3-23	A	L	3-6	* Virginia
3-24	A	L	1-5	* Virginia
3-25	A	L	3-5	* Virginia
3-27	A	W	10-5	Georgia
3-28	H	L	4-8	Presbyterian College
3-30	H	W	3-1	* Miami (Fla.)
3-31	H	W	3-1	* Miami (Fla.)
4-1	H	L	2-4	* Miami (Fla.)
4-3	H	W	11-0	Winthrop
4-4	H	L	8-13	Western Carolina
4-6	A	W <sup>(11)</sup>	4-1	* Duke
4-7	A	W	11-5	* Duke
4-8	A	W	4-2	* Duke
4-10	A2	W	12-5	Furman
4-11	H	L	7-8	Georgia
4-13	H	W <sup>(12)</sup>	7-6	* NC State
4-14	H	L	1-3	* NC State
4-15	H	L	3-6	* NC State
4-17	H	W	3-2	Charleston Southern
4-20	A	W	5-4	* Maryland
4-21	A	W	5-3	* Maryland <sup>(1)</sup>
4-21	A	W	7-2	* Maryland <sup>(2)</sup>
4-24	H	L	7-10	Coastal Carolina
4-27	A	L <sup>(13)</sup>	5-6	* Georgia Tech
4-28	A	W	13-7	* Georgia Tech
4-29	A	W	11-8	* Georgia Tech
5-5	H	W <sup>(11)</sup>	4-3	College of Charleston
5-6	H	W	13-7	College of Charleston
5-7	H	L	2-8	College of Charleston
5-8	H	W <sup>(10)</sup>	9-8	Tennessee Tech
5-12	H	W	7-2	* Florida State
5-14	H	W	9-7	* Florida State <sup>(1)</sup>
5-14	H	L	5-9	* Florida State <sup>(2)</sup>
5-15	H	W	9-2	Furman
5-17	A	L	2-5	* Wake Forest
5-18	A	L	1-2	* Wake Forest
5-19	A	L	0-7	* Wake Forest
5-24	N3	L	2-3	+ Virginia
5-25	N3	W	9-7	+ Florida State
5-26	N3	L	1-5	+ Georgia Tech
6-1	N4	W	11-3	\$ Coastal Carolina
6-2	A	L <sup>(12)</sup>	4-5	\$ South Carolina
6-3	N4	W	5-3	\$ Coastal Carolina
6-3	A	L	3-4	\$ South Carolina

\* - ACC game; + - ACC Tournament; \$ - NCAA Columbia Regional; N1 - Charleston, S.C.; N2,A2 - Greenville, S.C. (Fluor Field); N3 - Greensboro, N.C.; N4 - Columbia, S.C.

## 2013 (40-22 OVERALL; 18-12 ACC, 3<sup>RD</sup> ATLANTIC)

Ranked No. 25 by USA Today

Head Coach - Jack Leggett (20th Season)

Date	Site	W-L	Score	Opponent
2-15	H	W	2-0	William & Mary
2-16	H	L	2-11	William & Mary
2-17	H	W	12-2	William & Mary
2-23	H	W	5-3	Wright State <sup>(1)</sup>
2-23	H	W	6-0	Wright State <sup>(2)</sup>
2-24	H	W	7-0	Wright State
2-27	H	L <sup>(11)</sup>	2-3	Winthrop
3-1	H	L	0-6	South Carolina
3-2	N1	W	6-3	South Carolina
3-3	A	L	0-8	South Carolina

3-6	H	W	9-2	Wofford
3-8	A	W	10-5	* NC State
3-9	A	W	7-4	* NC State
3-10	A	L	1-4	* NC State
3-13	H	W	3-1	Charleston Southern
3-15	H	L <sup>(11)</sup>	5-6	* Virginia
3-16	H	W	7-6	* Virginia
3-17	H	L	5-8	* Virginia
3-19	H	W	10-5	Morehead State
3-20	H	W	5-2	Morehead State
3-22	H	W	7-0	* Duke
3-23	H	W	8-4	* Duke <sup>(1)</sup>
3-23	H	L	1-13	* Duke <sup>(2)</sup>
3-26	A	W	9-1	Georgia
3-27	H	L	3-5	Georgia
3-30	A	L	3-10	* North Carolina
3-31	A	L	2-6	* North Carolina
4-1	A	W <sup>(11)</sup>	5-4	* North Carolina
4-3	H	W	4-1	Gardner-Webb
4-5	A	W	7-5	* Boston College
4-6	A	W	9-2	* Boston College
4-7	A	W	1-0	* Boston College
4-9	A	W	12-9	Western Carolina
4-10	H	W	5-4	Presbyterian College
4-12	H	W	8-2	* Wake Forest
4-13	H	W	1-0	* Wake Forest
4-14	H	W <sup>(11)</sup>	6-4	* Wake Forest
4-19	A	W	1-0	* Miami (Fla.)
4-20	A	L	1-2	* Miami (Fla.)
4-21	A	L	1-7	* Miami (Fla.)
4-24	H	W	12-1	Western Carolina
4-26	H	W	11-3	* Georgia Tech <sup>(1)</sup>
4-26	H	W <sup>(11)</sup>	4-3	* Georgia Tech <sup>(2)</sup>
4-27	H	L	9-14	* Georgia Tech
5-4	H	L	2-7	* Maryland
5-6	H	W	3-2	* Maryland <sup>(1)</sup>
5-6	H	W	9-5	* Maryland <sup>(2)</sup>
5-8	A1	W	14-2	Furman <sup>(1)</sup>
5-8	A1	W	12-2	Furman <sup>(2)</sup>
5-10	H	W	7-1	Georgia Southern
5-11	H	W	7-0	Georgia Southern
5-12	H	W	11-6	Georgia Southern
5-14	H	W	8-7	South Carolina-Upstate
5-16	A	W	8-2	* Florida State
5-17	A	L	1-2	* Florida State
5-18	A	L	1-6	* Florida State
5-22	N2	L	3-6	+ NC State
5-24	N2	L <sup>(14)</sup>	7-12	+ North Carolina
5-25	N2	L	0-7	+ Miami (Fla.)
5-31	N3	L	3-8	\$ Liberty
6-1	N3	W	10-2	\$ St. Louis
6-2	N3	L	1-3	\$ Liberty

## 2014 (36-25 OVERALL; 15-14 ACC, T-2<sup>ND</sup> ATLANTIC)

Head Coach - Jack Leggett (21st Season)

Date	Site	W-L	Score	Opponent
2-14	H	L <sup>(10)</sup>	5-6	Eastern Michigan
2-15	H	W	5-3	Eastern Michigan
2-16	H	W	9-7	Eastern Michigan
2-21	H	W	5-2	Maine
2-22	H	W	13-3	Maine

2-23	H	W	10-2	Maine
2-25	H	W	4-2	Presbyterian College
2-28	A	L	6-9	South Carolina
3-1	N1	L	2-10	South Carolina
3-2	H	L	3-5	South Carolina
3-4	A	L	10-18	Western Carolina
3-7	H	W	7-6	* Virginia Tech
3-8	H	W	12-2	* Virginia Tech
3-9	H	W	11-4	* Virginia Tech
3-12	H	W	2-1	Appalachian State
3-14	A	L	3-4	* Wake Forest
3-15	A	W	16-6	* Wake Forest <sup>(1)</sup>
3-15	A	W	7-4	* Wake Forest <sup>(2)</sup>
3-18	A	L	5-14	Georgia Southern
3-19	A	W	5-4	Georgia Southern
3-21	H	W	9-3	* Florida State
3-22	H	L	1-11	* Virginia Tech <sup>(1)</sup>
3-22	H	L	3-4	* Florida State <sup>(2)</sup>
3-25	A	W	16-4	Georgia
3-28	A	W	3-1	* Maryland <sup>(1)</sup>
3-28	A	W	7-1	* Maryland <sup>(2)</sup>
4-1	H	W	13-2	Furman
4-2	H	W	4-2	Winthrop
4-5	H	W	6-1	* NC State
4-6	H	L	4-9	* NC State
4-7	H	L	1-7	* NC State
4-8	H	L	2-6	Georgia
4-11	A	L	2-3	* Virginia
4-12	A	W	7-1	* Virginia
4-13	A	L	0-1	* Virginia
4-15	H	W	9-6	Coastal Carolina
4-18	A	W <sup>(11)</sup>	3-2	* Pittsburgh
4-19	A	W	3-0	* Pittsburgh
4-20	A	L	4-13	* Pittsburgh
4-22	H	L	3-4	Liberty
4-23	H	W	11-3	Western Carolina
4-25	H	L	2-5	* Miami (Fla.)
4-26	H	L <sup>(12)</sup>	2-3	* Miami (Fla.)
4-27	H	L	2-10	* Miami (Fla.)
5-2	H	W	8-0	James Madison
5-3	H	W	9-4	James Madison
5-4	N1	W	6-2	Nevada-Las Vegas
5-5	H	W	5-2	Nevada-Las Vegas
5-7	H	W	1-0	High Point
5-9	A	L	1-2	* Notre Dame
5-10	A	W	8-0	* Notre Dame
5-11	A	L	3-11	* Notre Dame
5-13	A1	W	7-2	Furman
5-15	H	W	8-4	* Boston College
5-16	H	L	1-3	* Boston College
5-17	H	W <sup>(13)</sup>	10-9	* Boston College
5-21	N2	W	5-3	+ Duke
5-22	N2	W	3-2	+ Miami (Fla.)
5-23	N2	L	0-3	+ Georgia Tech
5-30	N3	L	1-18	\$ Oregon
5-31	N3	L	4-6	\$ Xavier

\* - ACC game; + - ACC Tournament; \$ - NCAA Nashville Regional; N1,A1 - Greenville, S.C. (Fluor Field); N2 - Greensboro, N.C.; N3 - Nashville, Tenn.

Note: Clemson home games in bold.

# LAST TIME IT HAPPENED (INDIVIDUAL)

## 3 HOME RUNS BY 1 PLAYER

**Clemson** - It had been two years since a Tiger had hit three home runs in one game, but **John Hinson** pulled the trick against USC Upstate at Doug Kingsmore Stadium on April 21, 2010 in a game the Tigers won 22-4. He went 5-for-6 with three home runs and seven RBIs in the game. He hit a solo home run in the second inning, a three-run homer in the third inning and another three-run home run in the sixth inning.

**Opponent** - Georgia Tech first-baseman **Luke Murton** hit three home runs and totaled seven RBIs against the Tigers in the ACC Tournament at Jacksonville, Fla. in the second game of a double-header on May 27, 2006. Batting in the sixth spot in the lineup, **Murton** led off the seventh inning with a solo home run. In the eighth inning, **Murton** hit a two-run homer, then he belted a grand slam in the ninth inning. Therefore, **Murton** hit three home runs in three straight innings. The Tigers were victorious, however, by a score of 16-11.

## 4 HITS BY 3 PLAYERS

**Clemson** - This last occurred at Maryland on April 20, 2003, exactly 18 years to the day that it happened last by a Tiger trio. **Herman Demmink** hit four singles, **Kyle Frank** went 5-for-5 with four runs and four RBIs, and **David Slevin** went 4-for-6 with five RBIs in Clemson's 20-5 victory. **Frank** also became just the third Tiger in history to register two home runs in the same inning when he did so in the second inning.

**Opponent** - Georgia Tech accomplished this feat for the first time by a Tiger opponent in 13 years on April 18, 2010 in Atlanta. Three Yellow Jackets had at least four hits in the 11-3 win over Clemson. **Jeff Rowland** had four hits, three RBIs and three runs, **Tony Plagman** had four hits, two RBIs and two runs, and **Jacob Esch** had four hits, one RBI and two runs.

## 5 HITS BY 1 PLAYER

**Clemson** - **Spencer Kieboom** went 5-for-5 with two RBIs and one run in Clemson's 11-8 win at Georgia Tech on April 29, 2012.

**Opponent** - Georgia Tech's **Zane Evans** went 6-for-6 with two homers, one double, four RBIs and four runs against the Tigers at Doug Kingsmore Stadium on April 27, 2013.

## 5 HITS BY 2 PLAYERS

**Clemson** - **Brooks Shumake** hit a homer and four singles and **Jimmy Key** added two doubles and three singles against Georgia Southern at Statesboro, Ga. on May 13, 1982 in a game Clemson won 25-5.

**Opponent** - South Carolina's **Derick Urquhart** totaled five hits and **Ryan Bordenick** added six hits, as the Gamecocks defeated Clemson by a score of 38-16 in Columbia, S.C. on April 23, 1997. It was the first time since 1980 that two opposing players accomplished this feat.

## BACK-TO-BACK HOME RUNS

**Clemson** - **John Hinson** and **Richie Shaffer** hit back-to-back homers against Alabama at Doug Kingsmore Stadium on June 13, 2010. In the third inning, **Hinson** hit a one-out, solo homer. **Shaffer** followed with a solo homer in Clemson's 19-5 win.

**Opponent** - **Shaun Chase** (three-run homer) and **Tyler Baumgartner** of Oregon hit back-to-back homers with two outs in the fourth inning in the Ducks' 18-1 win in Nashville, Tenn. on May 30, 2014.

## CYCLE BY 1 PLAYER

**Clemson** - **Gary Burnham** performed the elusive feat at Texas-Arlington on Feb. 18, 1995. **Burnham** had a double in the first inning, a triple in the third, walked in the fifth, struck out in the sixth, hit a three-run homer in the seventh and completed the cycle with a single in the ninth inning. He added four RBIs and scored four runs.

**Opponent** - **Chris Pittaro** of North Carolina in Chapel Hill on March 21, 1981 had a double in the first, a single in the second, a home run in the third and a triple in the sixth, along with two RBIs. North Carolina defeated the Tigers by a score of 10-7.

## GRAND SLAM

**Clemson** - **Weston Wilson** hit a grand slam with two outs in the fourth inning to help Clemson defeat Virginia Tech 12-2 at Doug Kingsmore Stadium on March 8, 2014.

**Opponent** - **Grayson Greiner** of South Carolina hit a grand slam in Columbia, S.C. on Feb. 28, 2014. The grand slam came with one out in the fifth inning in a game South Carolina won 9-6.

## NO-HITTER

**Clemson** - Five Tigers combined to pitch Clemson's first no-hitter in 25 years in the Tigers' 14-0 victory over USC Upstate at Doug Kingsmore Stadium on March 18, 2009. **Justin Sarratt**, **Scott Weismann**, **Kyle Deese**, **Tomas Cruz** and **Matt Vaughn** combined to allow just two baserunners and faced only one batter over the minimum in the game.

**Opponent** - Auburn's **Dana Becton** and **Ken Deriso** combined to no-hit Clemson for the first time in almost 16 years on March 11, 1979 at Auburn. **Becton** pitched the first six innings and struck out seven batters, while **Deriso** hurled the last three innings and struck out four batters. Clemson lost the game by a score of 10-1, as the Tigers scored a run on two errors and a passed ball.

## SHUTOUT BY 1 PITCHER

**Clemson** - **Daniel Gossett** pitched a shutout when he blanked Notre Dame in Notre Dame, Ind. on May 10, 2014. He allowed four hits and one walk with 11 strikeouts in the Tigers' 8-0 win.

**Opponent** - **Andrew Suarez** of Miami (Fla.) went the distance against Clemson at Coral Gables, Fla. on April 21, 2013. He allowed six hits and no walks with five strikeouts in a game Miami won 7-0.

## TRIPLE PLAY

**Clemson** - Clemson completed its first triple play in 24 years against George Mason on Feb. 26, 1995 at Doug Kingsmore Stadium. **Mark Watson** gave up a leadoff walk to **Joey Goodwin** in the fourth inning, which was followed by a single by **Ron Pennell**. **Brendan Pickett** hit a line shot to first-baseman **David Miller**, who stepped on first to double off **Pennell** and threw to **Seth Brizek** at second, and the throw beat **Goodwin** for the third out. The Tigers won 9-3.

**Opponent** - **Dan Griffin**, **Matt Robinson** and **Rick Figueredo** of Florida State combined for a triple play on March 2, 1983 in Tallahassee. After **Bob Paulling** singled and **Craig Roberson** walked to open the second inning, **Jamie Swanner** grounded to **Griffin**, who forced **Paulling** at third. **Griffin** threw to **Robinson**, forcing **Roberson** at second, and **Robinson** relayed to **Figueredo** at first for the putout on **Swanner**. The teams battled to a 3-3 tie in 10 innings.

## WALKOFF HOME RUNS

Player	Opponent (Date)	Score	RBI
Bill Barnett	Furman (4-22-1953)	13-12	1
Calvin Weeks	East Tennessee State (3-15-1969)	5-4	1
Mike Ward	Virginia Tech (3-21-1969)	5-4	1
Billy Weems	Toledo (3-24-1977)	5-3	2
Bill Foley	Mississippi (5-20-1977)	8-7	1
Robbie Allen	Wake Forest (3-14-1980)	5-4	1
Jimmy Key	Wake Forest (4-24-1981)	6-5	1
Chuck Baldwin	Alabama (4-2-1985)	5-4	1
Brian Kowitz	Georgia (2-25-1988)	13-12	1
Joe DeBerry	Ohio (3-20-1990)	6-4	2
Billy McMillon	Columbus (3-30-1991)	2-1	1
Chad Phillips	Missouri State (3-20-1993)	5-4	1
Seth Brizek	NC State (4-8-1994)	10-8	2
Doug Livingston	Coastal Carolina (3-2-1996)	8-7	3
Eric DeMoura	North Carolina (5-6-1997)	5-4	3
Jeff Baker	Winthrop (4-3-2002)	6-4	2
Michael Johnson	East Tennessee State (4-23-2003)	6-3	3
Brad McCann	Georgia Tech (4-25-2003)	9-7	3
Tyler Colvin	Oral Roberts (6-9-2006)	11-8	4
Doug Hogan	Georgia Tech (4-27-2007)	3-2	1
Jeff Schaus	Coastal Carolina (4-21-2009)	5-3	4
Richie Shaffer	Tennessee Tech (5-8-2012)	9-8	1
Jon McGibbon	Florida State (5-25-2012)	9-7	3
Steven Duggar	Wake Forest (4-14-2013)	6-4	2
Kevin Bradley	USC Upstate (5-14-2013)	8-7	3

IN 2013, STEVEN DUGGAR HIT A WALKOFF HOMER TO GIVE CLEMSON A 6-4 WIN OVER WAKE FOREST.

**BRAD MILLER, INF**  
Seattle Mariners  
1 MLB Season

2014

# MLB TIGERS

**DOMINIC LEONE, RHP**  
Seattle Mariners  
1 MLB Season

**BEN PAULSEN, INF**  
Colorado Rockies  
1 MLB Season

**KYLE PARKER, OF**  
Colorado Rockies  
1 MLB Season



**TONY SIPP, LHP**  
Houston Astros  
6 MLB Seasons

**JEFF BAKER, INF**  
Miami Marlins  
10 MLB Seasons

**TYLER COLVIN, OF**  
San Francisco Giants  
6 MLB Seasons



**JACK LEGGETT**  
Head Coach // 22nd Season

**DAN PEPICELLI**  
Associate Head Coach // 6th season

**BRADLEY LECROY**  
Assistant Head Coach // 8th season

**STEPHEN FARIS**  
Volunteer Asst. Coach // 2nd season

# 2015 SCHEDULE

Date	Day	Opponent	Time
Feb. 13	Fri	West Virginia	4 p.m.
Feb. 14	Sat	West Virginia	2 p.m.
Feb. 15	Sun	West Virginia	1 p.m.
Feb. 18	Wed	Charleston Southern	4 p.m.
Feb. 20	Fri	Maine	4 p.m.
Feb. 21	Sat	Maine	1 p.m.
Feb. 22	Sun	Maine	11 a.m.
Feb. 24	Tue	Wofford	4 p.m.
Feb. 27	Fri	South Carolina	6:30 p.m.
Feb. 28	Sat	# South Carolina	2:30 p.m.
Mar. 1	Sun	at South Carolina	Noon
Mar. 3	Tue	Winthrop	5 p.m.
Mar. 6	Fri	* at NC State	6:30 p.m.
Mar. 7	Sat	* at NC State	6:30 p.m.
Mar. 8	Sun	* at NC State	1 p.m.
Mar. 11	Wed	# Michigan State	6:30 p.m.
Mar. 13	Fri	* Notre Dame	6:30 p.m.
Mar. 14	Sat	* Notre Dame	2 p.m.
Mar. 15	Sun	* Notre Dame	1 p.m.
Mar. 17	Tue	at Coastal Carolina	6 p.m.
Mar. 20	Fri	* at Virginia Tech	5:30 p.m.
Mar. 21	Sat	* at Virginia Tech	2 p.m.
Mar. 22	Sun	* at Virginia Tech	1 p.m.
Mar. 24	Tue	at Western Carolina	5 p.m.
Mar. 27	Fri	* Wake Forest	6:30 p.m.
Mar. 28	Sat	* Wake Forest	6:30 p.m.
Mar. 29	Sun	* Wake Forest	1 p.m.
Mar. 31	Tue	Furman	6:30 p.m.
Apr. 1	Wed	Presbyterian College	6:30 p.m.
Apr. 3	Fri	* North Carolina	6:30 p.m.
Apr. 4	Sat	* North Carolina	6:30 p.m.
Apr. 5	Sun	* North Carolina	1 p.m.
Apr. 7	Tue	Georgia	6:30 p.m.
Apr. 10	Fri	* at Boston College	2:30 p.m.
Apr. 11	Sat	* at Boston College	1:30 p.m.
Apr. 12	Sun	* at Boston College	Noon
Apr. 14	Tue	Western Carolina	6:30 p.m.
Apr. 15	Wed	Gardner-Webb	6:30 p.m.
Apr. 17	Fri	* Duke	6:30 p.m.
Apr. 18	Sat	* Duke	6:30 p.m.
Apr. 19	Sun	* Duke	1 p.m.
Apr. 21	Tue	at Georgia	7 p.m.
Apr. 24	Fri	* at Georgia Tech	7 p.m.
Apr. 25	Sat	* at Georgia Tech	1 p.m.
Apr. 26	Sun	* at Georgia Tech	1 p.m.
May 2	Sat	* Louisville	1 p.m.
May 3	Sun	* Louisville	6:30 p.m.
May 4	Mon	* Louisville	7 p.m.
May 6	Wed	College of Charleston	6:30 p.m.
May 8	Fri	Georgia Southern	6:30 p.m.
May 9	Sat	Georgia Southern	6:30 p.m.
May 10	Sun	Georgia Southern	1 p.m.
May 12	Tue	# at Furman	7 p.m.
May 14	Thu	* at Florida State	6 p.m.
May 15	Fri	* at Florida State	6 p.m.
May 16	Sat	* at Florida State	1 p.m.
May 19-24		+ ACC Tournament	TBA
May 29-Jun. 1		\$ NCAA Regionals	TBA
Jun. 5-8		\$ NCAA Super Regionals	TBA
Jun. 13-24		! College World Series	TBA

\* - ACC regular-season game; # - Greenville, S.C. (Fluor Field);  
+ - Durham, N.C.; \$ - NCAA Tournament; ! - Omaha, Neb.; Note:  
Home games in orange; Neutral games in gray; all times are Eastern.

**7 JACK LEGGETT**  
Head Coach  
22nd Season  
2014 ABCA Hall of Fame Inductee

**43 PATRICK ANDREWS**  
Junior // Righthander  
2015 Co-Captain

**6 ANDREW COX**  
Sophomore // First-Base/Outfielder  
2015 Co-Captain

**25 CHRIS OKEY**  
Sophomore // Catcher  
2015 Co-Captain  
2014 USA Collegiate National Team

For Tickets and Information:  
**ClemsonTigers.com** or **1-800-Clemson**