



DETERMINED
spirit

Daniel GOSSETT

Junior Righthander
2014 Co-Captain
2013 Second-Team All-ACC

Garrett BOULWARE

Junior Catcher
2014 Co-Captain

2014

CLEMS



N

BASEBALL

Jack LEGGETT

Head Coach
21st Season
2014 ABCA Hall of Fame Inductee

Jon McGIBBON

Senior First-Baseman
2014 Co-Captain





DOUG KINGSMORE

**TOP 10 IN THE NATION in Average
Attendance for 12 Consecutive Seasons**

STADIUM

In its 45th year, Doug Kingsmore Stadium remains one of the top college baseball facilities in the country. The Tigers finish in the top 10 in attendance year in and year out, and that home-field advantage has helped Clemson win nearly 80 percent of its home contests in the friendly confines.

Last summer, the playing surface underwent a makeover, as the field was re-leveled and improved drainage was installed. In future summers, Doug Kingsmore Stadium will undergo more multi-million-dollar renovations, including a state-of-the-art clubhouse and a baseball center behind the first-base dugout. Those changes will certainly improve upon Clemson's #7 national stadium ranking by CollegeBaseballDaily.com in the summer of 2013.



2014 TIGER BASEBALL

SCHEDULE

Date	Day	Opponent	Radio	Time
2-14	Fri.	Eastern Michigan	WCCP	4:00
2-15	Sat.	Eastern Michigan	WCCP	2:30
2-16	Sun.	Eastern Michigan	WCCP	1:00
2-21	Fri.	Maine	WCCP	4:00
2-22	Sat.	Maine	WCCP	2:00
2-23	Sun.	Maine	WCCP	12:00
2-25	Tue.	Presbyterian College	WCCP	4:00
2-28	Fri.	at South Carolina	CTSN	7:00
3-1	Sat.	# South Carolina	CTSN	2:00
3-2	Sun.	South Carolina	CTSN	4:00
3-4	Tue.	at Western Carolina	WCCP	4:00
3-7	Fri.	* Virginia Tech	CTSN	6:30
3-8	Sat.	* Virginia Tech	CTSN	1:00
3-9	Sun.	* Virginia Tech	CTSN	1:00
3-12	Wed.	Appalachian State	WCCP	6:30
3-14	Fri.	* at Wake Forest	CTSN	6:00
3-15	Sat.	* at Wake Forest	CTSN	4:00
3-16	Sun.	* at Wake Forest	CTSN	1:00
3-18	Tue.	at Georgia Southern	WCCP	6:00
3-19	Wed.	at Georgia Southern	WCCP	4:00
3-21	Fri.	* Florida State	CTSN	6:30
3-22	Sat.	* Florida State	CTSN	6:30
3-23	Sun.	* Florida State	CTSN	1:00
3-25	Tue.	at Georgia	CTSN	7:00
3-28	Fri.	* at Maryland	CTSN	6:30
3-29	Sat.	* at Maryland	CTSN	2:00
3-30	Sun.	* at Maryland	CTSN	1:00
4-1	Tue.	Furman	CTSN	6:30
4-2	Wed.	Winthrop	WCCP	6:30
4-5	Sat.	* N.C. State	CTSN	1:00
4-6	Sun.	* N.C. State	CTSN	3:00
4-7	Mon.	* N.C. State	CTSN	7:00
4-8	Tue.	Georgia	CTSN	6:30
4-11	Fri.	* at Virginia	CTSN	6:00
4-12	Sat.	* at Virginia	CTSN	1:00
4-13	Sun.	* at Virginia	CTSN	1:00
4-15	Tue.	Coastal Carolina	WCCP	6:30
4-18	Fri.	* at Pittsburgh	CTSN	6:00
4-19	Sat.	* at Pittsburgh	CTSN	3:00
4-20	Sun.	* at Pittsburgh	CTSN	1:00
4-23	Wed.	Western Carolina	WCCP	6:30
4-25	Fri.	* Miami (FL)	CTSN	6:30
4-26	Sat.	* Miami (FL)	CTSN	7:00
4-27	Sun.	* Miami (FL)	CTSN	1:00
5-2	Fri.	James Madison	WCCP	7:00
5-3	Sat.	James Madison	WCCP	12:00
5-4	Sun.	# UNLV	WCCP	2:00
5-5	Mon.	UNLV	WCCP	6:30
5-7	Wed.	High Point	WCCP	6:30
5-9	Fri.	* at Notre Dame	CTSN	7:30
5-10	Sat.	* at Notre Dame	CTSN	2:05
5-11	Sun.	* at Notre Dame	CTSN	12:05
5-13	Tue.	# at Furman	WCCP	7:00
5-15	Thu.	* Boston College	CTSN	6:30
5-16	Fri.	* Boston College	CTSN	6:30
5-17	Sat.	* Boston College	CTSN	12:00

* - ACC regular-season game; # - Greenville, SC (Fluor Field); CTSN - Clemson Tiger Sports Network; WCCP - 104.9 FM (Clemson, SC); Note: Home games in **bold**; all times are PM and Eastern.



TABLE OF CONTENTS

BIOS

Balliet, Roberta (Administrative Coordinator)	27
Faris, Stephen (Volunteer Assistant Coach)	24
Hennessy, Brian (Senior Associate Athletic Communications Director)	27
Johnston, Travis (Assistant Athletic Trainer)	27
LeCroy, Bradley (Assistant Head Coach & Recruiting Coordinator)	23
Leggett, Jack (Head Coach)	14-21
Love, Dennis (Director of Strength & Conditioning)	27
Owens, Brad (Director of Baseball Operations)	25
Pepicelli, Dan (Associate Head Coach)	22
Players, 2014 Rookie	58,59
Players, 2014 Veteran	29-57
Ricketts, Lindsey (Assistant Director of Athletic Academic Services)	27
Seniors & Pro Signees, 2013	88-90
Wilhelm, Bill (Former Head Coach)	156
Wilson, Mike (Director of Equipment)	27

CLEMSON BASEBALL INFORMATION

Against All Competition	64,65
Bat Girls	26
Bullpen Catchers	26
Date, Record By	65
Directions to Doug Kingsmore Stadium	2
Equipment Managers, Student	26
Facilities, Athletic	94
Glossary	10-13
Grounds Crew, Baseball	95
Major League Influence	101-105
Media Information	3
Omaha Challenge	100
Opponents, 2014	60-63
Outlook, 2014	7-9
Parking Map	2
Polls, 2014 Preseason	9
Pro Signees	106,107
Pro Tigers, 2013	108
Pronunciations, 2014	4
Quick Facts	6
Radio Network (Clemson Tiger Sports Network)	25
Results, 2014 Opponent All-Time Game-By-Game	66-72
Roster, 2014 Numerical & Alphabetical	4
Roster, 2014 Position	5
Roster, 2014 Radio/Television	28
Schedule, 2014	1
Seating Chart, Doug Kingsmore Stadium	2
Stadium, Doug Kingsmore	96-99
Tradition, Championship	92,93

RECORDS

Academic Honor Roll Members, ACC	149
ACC Tournament Results	154
All-ACC Selections	148
All-Americans	143-147
Batting (Individual)	110
Batting & Fielding Stats, Yearly (Team)	112
Career (Individual)	118,119
Coaches, Head & Assistant	157
Cycles	116
First-Round Draft Picks	107
Honors (Individual)	140,141
Innings, Highest Scoring	152
Last Time It Happened	176
Leaders, Yearly	120-125
Lettermen	133-135
Lineups, Yearly Starting	136-139
National Players-of-the-Year	142
NCAA Stat Rankings, Top-25	150,151
NCAA Tournament Results	155
No-Hitters	111
Pitching (Individual)	111
Pitching Stats, Yearly (Team)	113
Polls, Weekly (Clemson Rankings From 1987-13)	153
Results, Season Game-By-Game	159-175
Results, Yearly	158
Season (Individual)	115-117
Stats, Individual Career Batting (ACC Era)	126-129
Stats, Individual Career Pitching (ACC Era)	130-132
Streaks, Hitting	110
Streaks, Winning	114
Team	114

REVIEW, 2013

ACC Baseball	91
Batting, Game-By-Game (Individual)	81
Home Runs	80
Notes	74,75
Pitching, Game-By-Game (Individual Career)	82-84
Polls, Final	87
Results, Game-By-Game	77
Stats, ACC Regular-Season	78
Stats, Career (2014 Players)	78
Stats, Overall	76
Stats, Postseason	79
Story	85-87
Superlatives, Team & Individual	80

MEDIA GUIDE CREDITS

The 2014 Clemson Baseball Media Guide was designed, written, and edited by Senior Associate Athletic Communications Director **Brian Hennessy**. Statistical, editorial, and graphic assistance provided by **Sam Blackman**, **Tim Bourret**, **Philip Sikes**, and **Davis Simpson**. The four cover designs were done by **John Schaffhauser** of Canton, MS. Printing executed by Keys Printing of Greenville, SC.

Special thanks to the late **Bob Bradley**, who served Tiger athletics for 45 years in the athletic communications office and provided most of the information contained in the record section. Thanks to the late **Alan Mohrmann** of Greenville, SC for statistical research.

For extra copies, send a check for \$15 to the Clemson Athletic Communications office. See page 3 for mailing information.

PHOTO CREDITS

Media guide cover photos courtesy of **Rex Brown**, **Mark Crammer**, **Dan Mendlik**, **Dawson Powers**, **Tyler Smith**, and **Major League Baseball**. Interior photos courtesy of **Dave Arrigo**, **Bart Boatwright**, **Kevin Bray**, **Rex Brown**, **Eddie Cliffe**, **Mark Crammer**, **Tommy Crumpton**, **Jim Graham**, **Stephen Green**, **Annemarie Jacques**, **David Lann**, **Dr. Mark McInnis**, **Dan Mendlik**, **Brad Newton**, **Todd Olszewski**, **Dawson Powers**, **Randy Rampey**, **Brian Schneider**, **Tyler Smith**, **Glenn Spake**, **Todd Van Emst**, **Vern Verna**, **Bob Waldrop**, **Steve Woltmann**, **Patrick Wright**, and **Major League Baseball**.

DIRECTIONS TO KINGSMORE STADIUM

FROM ATLANTA, GA

Take I-85 north to exit 14 in South Carolina. Take a left, which crosses over the interstate, onto South Carolina Highway 187 until the road runs into U.S. Highway 76 and 28. Make a left at this traffic light. *Stay on this road until the Highway 93 exit, where you will exit and take a left at the stoplight. The route runs into the campus. Stay straight until you reach the second stoplight after the tennis courts (tennis courts will be on the left). Take a left at the stoplight and then take the first right into the McFadden Building parking lot.

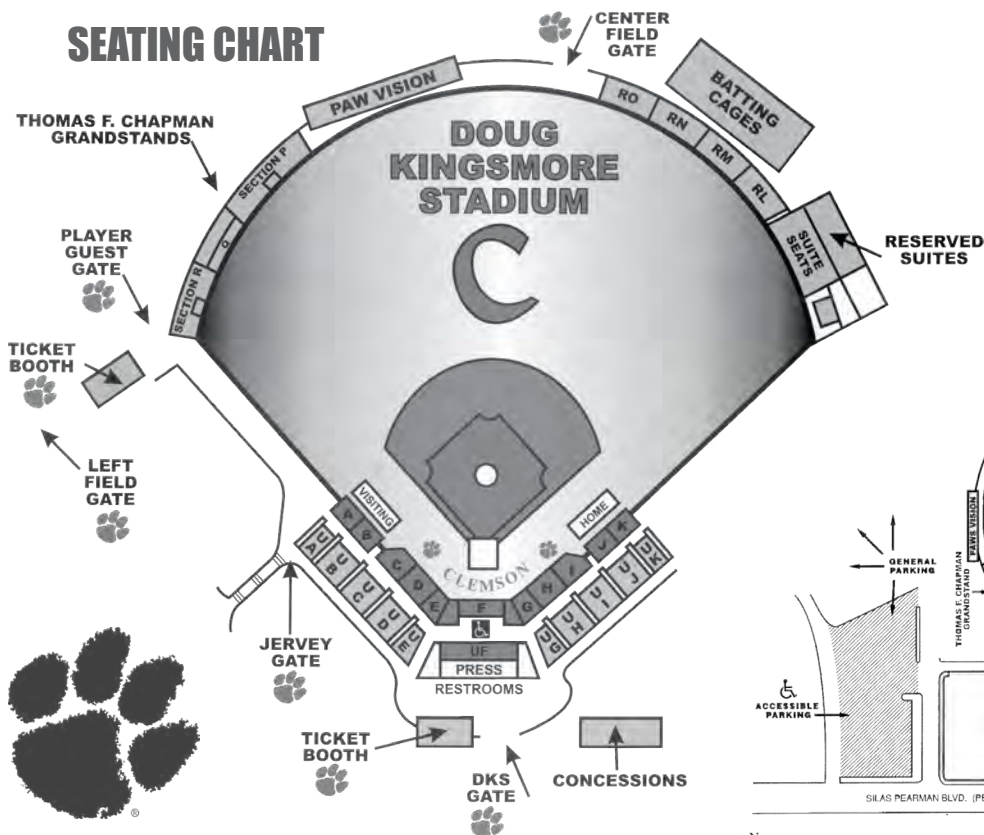
FROM COLUMBIA, SC

Take I-26 west and exit onto I-385 west until it reaches I-85. Take I-85 south until it reaches exit 19-B. Take exit 19-B and follow the directions from Atlanta starting at the * symbol to arrive at the stadium.

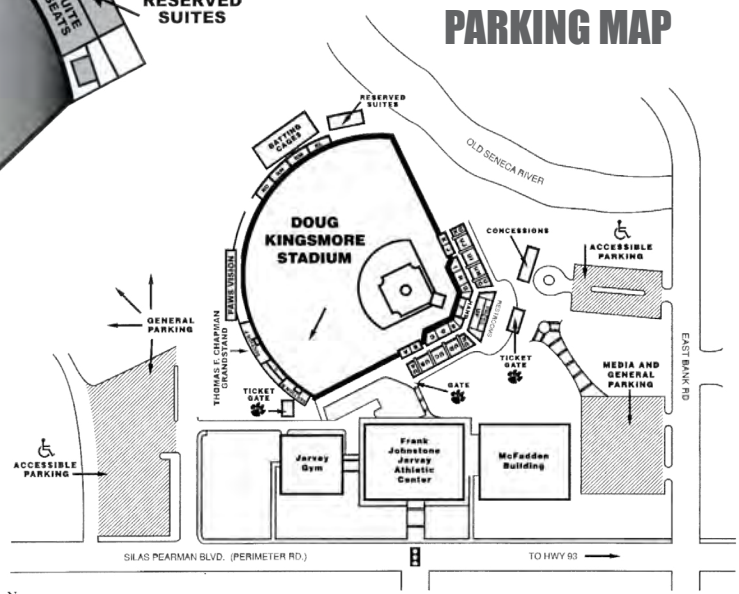
FROM GREENVILLE, SC

Take I-85 south until it reaches exit 19-B. Take exit 19-B and follow the directions from Atlanta starting at the * symbol to arrive at the stadium.

SEATING CHART



PARKING MAP



MEDIA INFORMATION

ACC MEDIA RELATIONS

Steve Phillips is the baseball media relations contact for the ACC office. He can be reached at (336) 851-6062 or sphillips@theacc.org.

ATHLETIC COMMUNICATIONS CONTACT INFORMATION

Jervy Athletic Center
100 Perimeter Road
P.O. Box 31
Clemson, SC 29633

Office Phone Number (864) 656-2114

Press Box Phone Number (864) 656-7731

CREDENTIALS

Members of the working press who desire a media credential to a Clemson baseball home game should contact **Brian Hennessy** in the Clemson Athletic Communications office at (864) 656-1921. There is space for 18 writers in the press box in the Doug Kingsmore Stadium press areas, plus booths for each team's radio network. Season credentials and credentials on a game-by-game basis are issued. Members of the media must request a pass at least one day prior to each game/series to ensure admittance.

EMAIL DISTRIBUTION LIST

Notes, stats, stories, and other information are emailed out on a series basis from the athletic communications office. Contact **Brian Hennessy** (bhennes@clemson.edu) to be put on the email list.

INTERNET/TELEPHONE SERVICES

The press box features the most up-to-date phone and wireless internet services.

LEGGETT AVAILABILITY

The best time to reach Head Coach **Jack Leggett** is weekday mornings. Please contact **Brian Hennessy** at (864) 656-1921 to set up an interview with **Leggett**.

PARKING

Members of the media are requested to park in the McFadden Building parking lot, located on the hill above the stadium (behind home plate). The lot is reserved for media members with a parking pass, however, there are limited spaces. There is also parking available beyond the outfield fence and in Memorial Stadium's West endzone parking lot.

PHOTOGRAPHER POSITIONS

There is patio space on both sides of the press box for television camerapersons to film. Positions are on a first-come, first-serve basis. Still photographers are allowed on the playing field, but only in "lined-off" areas near each dugout. Positions are also on a first-come, first-serve basis.

PLAYER AVAILABILITY

Player interviews are conducted before a particular practice on days when the team does not have a game. Please notify **Brian Hennessy** if you plan to attend practice. If attendance at practice is not possible, the athletic communications office can set up a phone interview. Campus and cell phone numbers for players will not be provided.

POSTGAME INTERVIEWS

Postgame interviews take place outside of each team's dugout. A member of the Clemson Athletic Communications office will retrieve requested Tiger players from the locker room, which is closed to the media. Please see the opponent's contact for its postgame interview procedure.

POSTGAME STATS

A final boxscore is provided for all games at Doug Kingsmore Stadium. A typed play-by-play is also available upon request. A final boxscore (PDF) and game story is emailed within one hour of the end of each home game. For any other requests, see **Brian Hennessy** or another member of the Clemson Athletic Communications staff prior to the end of the game.



CLEMSONTIGERS.COM



PRESS ENTRANCE

Enter Doug Kingsmore Stadium at the gate behind home plate or near the left-field foul pole. The facility has an elevator and stairs leading up to the press box.

SOCIAL MEDIA

The official Twitter account of Clemson Tiger Baseball is @CUTigerBaseball, while the official Instagram account is @ClemsonBaseball.

WEBSITE

Clemson boxscores, releases, statistics, bios, live stats, videos, highlights, and other items are all available on the internet. Find us online at ClemsonTigers.com.

WILL-CALL


It is located at the entrance next to the left-field foul pole.

CLEMSON BASEBALL ACD STAFF



BRIAN HENNESSY

Senior Associate ACD, Baseball Contact
Office - (864) 656-1921
Email - bhennes@clemson.edu



DAVIS SIMPSON

ACD Graduate Assistant, Baseball
Office - (864) 656-2114
Email - davis@clemson.edu

2014 CLEMSON ROSTER

NUMERICAL

#	Player	Pos.	B-T	Hgt	Wgt	Cl.	Exp.	Hometown	Previous School
1	Maleeke Gibson	OF	L-L	5-10	165	So.	1VL	Sumter, SC	Thomas Sumter Academy
3	Tyler Krieger	INF	S-R	6-1	175	So.	1VL	Johns Creek, GA	Northview HS
4	Eli White	INF	R-R	6-3	180	Fr.	HS	Easley, SC	Wren HS
5	Joe Costigan	OF	L-R	6-0	205	Sr.	3VL	Naples, FL	Barron Collier HS
6	Andrew Cox	1B/OF	L-L	6-0	215	*Fr.	RS	Belton, SC	Belton-Honea Path HS
8	Weston Wilson	INF	R-R	6-3	195	Fr.	HS	High Point, NC	Wesleyan Christian Academy
9	Steven Duggar	OF	L-R	6-2	190	So.	1VL	Moore, SC	James F. Byrnes HS
10	Mike Dunster	INF	L-R	5-10	195	Sr.	3VL	Greenwich, CT	Greenwich HS
11	Shane Kennedy	OF/INF	R-R	6-3	210	Sr.	1VL	Orlando, FL	Santa Fe College
12	Jon McGibbon	1B	L-L	6-2	220	Sr.	3VL	Lindenhurst, NY	Lindenhurst Senior HS
13	Jay Baum	INF/OF	R-R	6-1	200	Jr.	2VL	Alpharetta, GA	Centennial HS
15	Glenn Batson	3B/1B	R-R	6-3	210	Fr.	HS	Greenville, SC	Greenville HS
16	John Mulkey	OF	R-R	6-2	180	*Fr.	RS	Greenwood, SC	Emerald HS
17	Steve Wilkerson	INF	S-R	6-2	200	Sr.	3VL	Roswell, GA	Pope HS
18	Tyler Slaton	OF	L-L	5-8	205	Jr.	2VL	Cumming, GA	North Forsyth HS
19	Brody Koerner	RHP	R-R	6-2	210	So.	1VL	Concord, NC	Jay M. Robinson HS
20	Drew Moyer	RHP	L-R	6-4	215	Fr.	HS	Gilbert, SC	Gilbert HS
21	Kevin Pohle	RHP	R-R	6-4	215	*Jr.	2VL	Saint Louis, MO	Parkway South Senior HS
22	Wales Toney	RHP	L-R	6-3	215	*Fr.	RS	Anderson, SC	T.L. Hanna HS
23	Daniel Gossett	RHP	R-R	6-1	185	Jr.	2VL	Lyman, SC	James F. Byrnes HS
25	Chris Okey	C	R-R	6-0	195	Fr.	HS	Mount Dora, FL	Eustis HS
26	Reed Rohlman	OF	L-L	6-1	210	Fr.	HS	Moore, SC	James F. Byrnes HS
27	Adam Hosler	RHP	R-R	6-1	200	*Fr.	HS	Clemson, SC	Daniel HS
29	Jackson Campana	RHP	R-R	6-6	235	So.	1VL	Charlotte, NC	Providence Senior HS
30	Garrett Boulware	C	R-R	6-1	220	Jr.	2VL	Anderson, SC	T.L. Hanna HS
32	Clate Schmidt	RHP	R-R	6-2	205	So.	1VL	Acworth, GA	Allatoona HS
33	Zack Erwin	LHP	L-L	6-5	195	So.	1VL	Duluth, GA	Duluth HS
35	Mike Triller	OF	L-R	6-2	210	*So.	1VL	Rutland, VT	Rutland HS
36	Matt Campbell	RHP	R-R	6-0	205	Sr.	3VL	Alpharetta, GA	Northview HS
37	Alex Bostic	LHP/OF	R-L	6-3	210	Fr.	HS	Matthews, NC	Weddington HS
39	Jake Long	RHP	R-R	6-0	195	*Jr.	RS	Anderson, SC	East Tennessee State University
40	Kyle Schnell	RHP	R-R	6-2	180	Jr.	1VL	Alpharetta, GA	Lake Sumter (FL) CC
41	Hunter Hill	LHP	L-L	6-0	180	Fr.	HS	Little Mountain, SC	Mid-Carolina HS
42	Clay Bates	RHP	R-R	6-0	205	*Jr.	2VL	Rock Hill, SC	Northwestern HS
43	Patrick Andrews	RHP	R-R	6-4	235	Jr.	2VL	Hilton Head Island, SC	Hilton Head Prep School
44	Matthew Crownover	LHP	R-L	5-11	210	So.	1VL	Ringgold, GA	Ringgold HS
47	Tucker Burgess	RHP	R-R	6-3	190	Fr.	HS	Liberty, SC	Easley HS
48	Garrett Lovorn	RHP	R-R	6-3	215	*Fr.	RS	Pendleton, SC	Pendleton HS

* - spent one season as a red-shirt player

Head Coach:

Associate Head Coach:

Assistant Head Coach:

Volunteer Assistant Coach:

Bullpen Catchers:

Director of Baseball Operations:

Athletic Trainer:

Equipment Manager:

Student Equipment Managers:

Strength & Conditioning Coach:

Field Manager:

Athletic Communications Contact:

- 7 Jack Leggett (21st season • Maine '76)
- 24 Dan Pepicelli (5th season • SUNY Cortland '90)
- 2 Bradley LeCroy ('7th season • Clemson '01)
- 49 Stephen Faris (1st season • Clemson '13)
- Tyler Crocker (Jr. • Moore, SC)
- Ben Whitmire (So. • Lexington, SC)
- Brad Owens (7th season • Anderson (SC) '06)
- Travis Johnston (6th season • Clemson '01)
- Mike Wilson (4th season • Clemson '02)
- Chas Williams (Jr. • Taylors, SC)
- Brock Byers (Jr. • Shelby, NC)
- Zach Leal (Jr. • Rancho Cucamonga, CA)
- Lukas Daniel (So. • Hemingway, SC)
- Ethan Forbes (So. • Manning, SC)
- Dennis Love (5th season • Catawba '00)
- Mike Echols (13th season • Clemson '85)
- Brian Hennessy (16th season • Clemson '98)

* - includes three years (2003-05) as an assistant coach

ALPHABETICAL

#	Player	Pos.	Cl.
43	Patrick Andrews	RHP	Jr.
42	Clay Bates	RHP	*Jr.
15	Glenn Batson	3B/1B	Fr.
13	Jay Baum	INF/OF	Jr.
37	Alex Bostic	LHP/OF	Fr.
30	Garrett Boulware	C	Jr.
47	Tucker Burgess	RHP	Fr.
29	Jackson Campana	RHP	So.
36	Matt Campbell	RHP	Sr.
5	Joe Costigan	OF	Sr.
6	Andrew Cox	1B/OF	*Fr.
44	Matthew Crownover	LHP	So.
9	Steven Duggar	OF	So.
10	Mike Dunster	INF	Sr.
33	Zack Erwin	LHP	So.
1	Maleeke Gibson	OF	So.
23	Daniel Gossett	RHP	Jr.
41	Hunter Hill	LHP	Fr.
27	Adam Hosler	RHP	*Fr.
11	Shane Kennedy	OF/INF	Sr.
19	Brody Koerner	RHP	So.
3	Tyler Krieger	INF	So.
39	Jake Long	RHP	*Jr.
48	Garrett Lovorn	RHP	*Fr.
12	Jon McGibbon	1B	Sr.
20	Drew Moyer	RHP	Fr.
16	John Mulkey	OF	*Fr.
25	Chris Okey	C	Fr.
21	Kevin Pohle	RHP	*Jr.
26	Reed Rohlman	OF	Fr.
32	Clate Schmidt	RHP	So.
40	Kyle Schnell	RHP	Jr.
18	Tyler Slaton	OF	Jr.
22	Wales Toney	RHP	*Fr.
35	Mike Triller	OF	*So.
4	Eli White	INF	Fr.
17	Steve Wilkerson	INF	Sr.
8	Weston Wilson	INF	Fr.

PRONUNCIATIONS

#	Name	Pronunciation
29	Jackson Campana	cam-PAN-uh
9	Steven Duggar	DUH-guhr
49	Stephen Faris	FAYR-ihs
1	Maleeke Gibson	muh-LEEK
27	Adam Hosler	HAHS-luhr
19	Brody Koerner	KUHR-nuhr
3	Tyler Krieger	KREE-guhr
2	Bradley LeCroy	luh-CROY
48	Garrett Lovorn	luh-VOHRN
24	Dan Pepicelli	peh-pih-SEH-lee
21	Kevin Pohle	POHL-ee
18	Tyler Slaton	SLAYT-ihn
22	Wales Toney	WAYLZ
	Chas Williams	CHAZ



2014 POSITION ROSTER

CATCHERS

#	Player	Pos.	B-T	Hgt	Wgt	Cl.	Exp.	Hometown	Previous School
30	Garrett Boulware	C	R-R	6-1	220	Jr.	2VL	Anderson, SC	T.L. Hanna HS
25	Chris Okey	C	R-R	6-0	195	Fr.	HS	Mount Dora, FL	Eustis HS

INFELDERS

#	Player	Pos.	B-T	Hgt	Wgt	Cl.	Exp.	Hometown	Previous School
15	Glenn Batson	3B/1B	R-R	6-3	210	Fr.	HS	Greenville, SC	Greenville HS
13	Jay Baum	INF/OF	R-R	6-1	200	Jr.	2VL	Alpharetta, GA	Centennial HS
6	Andrew Cox	1B/OF	L-L	6-0	215	*Fr.	RS	Belton, SC	Belton-Honea Path HS
10	Mike Dunster	INF	L-R	5-10	195	Sr.	3VL	Greenwich, CT	Greenwich HS
3	Tyler Krieger	INF	S-R	6-1	175	So.	1VL	Johns Creek, GA	Northview HS
12	Jon McGibbon	1B	L-L	6-2	220	Sr.	3VL	Lindenhurst, NY	Lindenhurst Senior HS
4	Eli White	INF	R-R	6-3	180	Fr.	HS	Easley, SC	Wren HS
17	Steve Wilkerson	INF	S-R	6-2	200	Sr.	3VL	Roswell, GA	Pope HS
8	Weston Wilson	INF	R-R	6-3	195	Fr.	HS	High Point, NC	Wesleyan Christian Academy

* - spent one season as a red-shirt player

OUTFIELDERS

#	Player	Pos.	B-T	Hgt	Wgt	Cl.	Exp.	Hometown	Previous School
5	Joe Costigan	OF	L-R	6-0	205	Sr.	3VL	Naples, FL	Barron Collier HS
9	Steven Duggar	OF	L-R	6-2	190	So.	1VL	Moore, SC	James F. Byrnes HS
1	Maleeke Gibson	OF	L-L	5-10	165	So.	1VL	Sumter, SC	Thomas Sumter Academy
11	Shane Kennedy	OF/INF	R-R	6-3	210	Sr.	1VL	Orlando, FL	Santa Fe College
16	John Mulkey	OF	R-R	6-2	180	*Fr.	RS	Greenwood, SC	Emerald HS
26	Reed Rohlman	OF	L-L	6-1	210	Fr.	HS	Moore, SC	James F. Byrnes HS
18	Tyler Slaton	OF	L-L	5-8	205	Jr.	2VL	Cumming, GA	North Forsyth HS
35	Mike Triller	OF	L-R	6-2	210	*So.	1VL	Rutland, VT	Rutland HS

* - spent one season as a red-shirt player

PITCHERS

#	Player	Pos.	B-T	Hgt	Wgt	Cl.	Exp.	Hometown	Previous School
43	Patrick Andrews	RHP	R-R	6-4	235	Jr.	2VL	Hilton Head Island, SC	Hilton Head Prep School
42	Clay Bates	RHP	R-R	6-0	205	*Jr.	2VL	Rock Hill, SC	Northwestern HS
37	Alex Bostic	LHP/OF	R-L	6-3	210	Fr.	HS	Matthews, NC	Weddington HS
47	Tucker Burgess	RHP	R-R	6-3	190	Fr.	HS	Liberty, SC	Easley HS
29	Jackson Campana	RHP	R-R	6-6	235	So.	1VL	Charlotte, NC	Providence Senior HS
36	Matt Campbell	RHP	R-R	6-0	205	Sr.	3VL	Alpharetta, GA	Northview HS
44	Matthew Crownover	LHP	R-L	5-11	210	So.	1VL	Ringgold, GA	Ringgold HS
33	Zack Erwin	LHP	L-L	6-5	195	So.	1VL	Duluth, GA	Duluth HS
23	Daniel Gossett	RHP	R-R	6-1	185	Jr.	2VL	Lyman, SC	James F. Byrnes HS
41	Hunter Hill	LHP	L-L	6-0	180	Fr.	HS	Little Mountain, SC	Mid-Carolina HS
27	Adam Hosler	RHP	R-R	6-1	200	*Fr.	HS	Clemson, SC	Daniel HS
19	Brody Koerner	RHP	R-R	6-2	210	So.	1VL	Concord, NC	Jay M. Robinson HS
39	Jake Long	RHP	R-R	6-0	195	*Jr.	RS	Anderson, SC	East Tennessee State University
48	Garrett Lovorn	RHP	R-R	6-3	215	*Fr.	RS	Pendleton, SC	Pendleton HS
20	Drew Moyer	RHP	L-R	6-4	215	Fr.	HS	Gilbert, SC	Gilbert HS
21	Kevin Pohle	RHP	R-R	6-4	215	*Jr.	2VL	Saint Louis, MO	Parkway South Senior HS
32	Clate Schmidt	RHP	R-R	6-2	205	So.	1VL	Acworth, GA	Allatoona HS
40	Kyle Schnell	RHP	R-R	6-2	180	Jr.	1VL	Alpharetta, GA	Lake Sumter (FL) CC
22	Wales Toney	RHP	L-R	6-3	215	*Fr.	RS	Anderson, SC	T.L. Hanna HS

* - spent one season as a red-shirt player

PLAYERS BY STATE

SOUTH CAROLINA (18)

43	Patrick Andrews	Hilton Head Island
42	Clay Bates	Rock Hill
15	Glenn Batson	Greenville
30	Garrett Boulware	Anderson
47	Tucker Burgess	Liberty
6	Andrew Cox	Belton
9	Steven Duggar	Moore
1	Maleeke Gibson	Sumter
23	Daniel Gossett	Lyman
41	Hunter Hill	Little Mountain
27	Adam Hosler	Clemson
39	Jake Long	Anderson
48	Garrett Lovorn	Pendleton
20	Drew Moyer	Gilbert
16	John Mulkey	Greenwood
26	Reed Rohlman	Moore
22	Wales Toney	Anderson
4	Eli White	Easley

GEORGIA (9)

13	Jay Baum	Alpharetta
36	Matt Campbell	Alpharetta
44	Matthew Crownover	Ringgold
33	Zack Erwin	Duluth
3	Tyler Krieger	Johns Creek
32	Clate Schmidt	Acworth
40	Kyle Schnell	Alpharetta
18	Tyler Slaton	Cumming
17	Steve Wilkerson	Roswell

NORTH CAROLINA (4)

37	Alex Bostic	Matthews
29	Jackson Campana	Charlotte
19	Brody Koerner	Concord
8	Weston Wilson	High Point

FLORIDA (3)

5	Joe Costigan	Naples
11	Shane Kennedy	Orlando
25	Chris Okey	Mount Dora

CONNECTICUT (1)

10	Mike Dunster	Greenwich
----	--------------	-----------

MISSOURI (1)

21	Kevin Pohle	Saint Louis
----	-------------	-------------

NEW YORK (1)

12	Jon McGibbon	Lindenhurst
----	--------------	-------------

VERMONT (1)

35	Mike Triller	Rutland
----	--------------	---------

2014 QUICK FACTS

GENERAL INFORMATION

Institution	Clemson University
Nickname	Tigers
Location	Clemson, SC 29633
Colors	Tiger Orange & Regalia
Founded	1889
Enrollment	21,303
President	Dr. James P. Clements (Maryland-Baltimore County '85)
Director of Athletics	Dan Radakovich (Indiana (PA) '80) Office Phone - (864) 656-1935 Email - drad@clemson.edu
Conference	Atlantic Coast Conference (Atlantic Division)
Stadium (Capacity)	Doug Kingsmore Stadium (Natural Grass) (6,016)
Field Dimensions	LL - 310, LC - 360, C - 390, RC - 365, RL - 320
Press Box Phone Number	(864) 656-7731
Ticket Office Phone Number	(864) 656-2118 or 1-800-CLEMSON

BASEBALL STAFF

Head Coach	Jack Leggett (Maine '76) 887-426-1 (20 seasons)
Record at Clemson	1264-716-1 (34 seasons)
Overall Record	Office Phone - (864) 656-1947 Weekday Mornings
Best Time to Contact Leggett	
Associate Head Coach	Dan Pepicelli (SUNY Cortland '90) Office Phone - (864) 656-1948
Assistant Head Coach & Recruiting Coordinator	Bradley LeCroy (Clemson '01) Office Phone - (864) 656-1950
Volunteer Assistant Coach	Stephen Faris (Clemson '13) Office Phone - (864) 656-1689
Director of Baseball Operations	Brad Owens (Anderson (SC) '06) Office Phone - (864) 656-1691 Email - owens4@clemson.edu
Administrative Coordinator	Roberta Balliet Office Phone - (864) 656-1940 Email - rballie@clemson.edu
Athletic Trainer	Travis Johnston (Clemson '01)
Equipment Manager	Mike Wilson (Clemson '02)
Student Equipment Managers	Chas Williams (Jr. • Taylors, SC) Brock Byers (Jr. • Shelby, NC) Zach Leal (Jr. • Rancho Cucamonga, CA) Lukas Daniel (So. • Hemingway, SC) Ethan Forbes (So. • Manning, SC)
Strength & Conditioning Coach	Dennis Love (Catawba '00)
Supervisor of Athletic Facilities	Matt Money (Clemson '01)
Supervisor of Athletic Grounds	Mike Echols (Clemson '85)

ATHLETIC COMMUNICATIONS INFORMATION

Office Phone	(864) 656-2114
Mailing Address	P.O. Box 31; Clemson, SC 29633
Overnight Address	Jervy Athletic Center; 100 Perimeter Road; Clemson, SC 29633
Website	ClemsonTigers.com
Twitter	@CUTigerBaseball
Instagram	@ClemsonBaseball
Assistant Athletic Director/Athletic Communications Director	Joe Galbraith (Mississippi State '01) Office Phone - (864) 656-9227 Cell Phone - (662) 418-3970 Email - joegalb@clemson.edu
Assistant Athletic Director/Football Communications Director	Tim Bourret (Notre Dame '77) Office Phone - (864) 656-1926 Home Phone - (864) 888-3490 Cell Phone - (864) 356-3791 Email - btimoth@clemson.edu
Senior Associate Athletic Communications Director	Sam Blackman (Clemson '85) Office Phone - (864) 656-1924 Email - blackmj@clemson.edu
Senior Associate Athletic Communications Director & Baseball Contact	Brian Hennessy (Clemson '98) Office Phone - (864) 656-1921 Cell Phone - (864) 986-9046 Email - bhennes@clemson.edu
Associate Athletic Communications Directors	Jeff Kallin (Clemson '07) Office Phone - (864) 656-1920 Email - jkallin@clemson.edu Philip Sikes (Clemson '02) Office Phone - (864) 656-1985 Email - philips@clemson.edu
Webmaster & Associate Athletic Communications Director	Libby Kehn (Clemson '02) Office Phone - (864) 656-4218 Email - elizabk@clemson.edu
Director of New Media	Jonathan Gantt (Middle Tennessee '08) Office Phone - (864) 656-2114 Email - jdgant@clemson.edu
Athletic Communications Graduate Assistants	Hannah Burleson (Clemson '12), Davis Simpson (Clemson '12), Christine Williamson (Miami (FL) '11)
Athletic Communications Student Assistants	Kathryn Andreoli (Jr. • Shrewsbury, MA), Allison Bell (Jr. • Greenville, SC), Hannah Branning (So. • Menlo Park, CA), Matt Castello (Jr. • Greenville, SC), Adam Duncan (So. • Pendleton, SC), J.D. Elliott (Jr. • Columbia, SC), Joey Johns (Gr. • Ann Arbor, MI), Drew Ronemus (Fr. • Augusta, GA), Carrie Truax (Sr. • Madison, IN), Rebeka Wellmon (Fr. • Gaffney, SC)

2014 TEAM INFORMATION

Lettermen Returning	23
Lettermen Lost	8
2013 Starting Position Players Returning (8)	Jay Baum (3B), Garrett Boulware (C), Steven Duggar (RF), Shane Kennedy (DH), Tyler Krieger (SS), Jon McGibbon (1B), Tyler Slaton (LF), Steve Wilkerson (2B)
2013 Starting Position Players Lost (1)	Thomas Brittle (CF)
2013 Starting Pitchers Returning (5)	Matthew Crownover (L), Zack Erwin (L), Daniel Gossett (R), Brody Koerner (R), Clate Schmidt (R)
2013 Starting Pitchers Lost (1)	Scott Firth (R)
2013 All-Americans Returning (0)	
2013 All-Americans Lost (0)	
2013 All-ACC Players Returning (3)	Daniel Gossett (RHP), Shane Kennedy (DH), Steve Wilkerson (2B)
2013 All-ACC Players Lost (0)	

RETURNING LEADERS


Batting Average	Shane Kennedy (.317)
Games	Steven Duggar , Shane Kennedy , Tyler Krieger (62)
Runs	Shane Kennedy (47)
Hits	Steven Duggar (75)
Doubles	Steve Wilkerson (16)
Home Runs	Garrett Boulware (8)
RBIs	Garrett Boulware (45)
Stolen Bases	Shane Kennedy (22)
ERA	Matthew Crownover (2.19)
Wins	Daniel Gossett (10)
Appearances	Matt Campbell , Kyle Schnell (24)
Saves	Matt Campbell (7)
Innings Pitched	Daniel Gossett (98.1)
Strikeouts	Daniel Gossett (91)

2013 REVIEW

Record	40-22 Overall, 26-9 Home, 12-8 Away, 2-5 Neutral
ACC Regular-Season Record (Finish)	18-12 (3rd (Atlantic))
ACC Tournament Record (Finish)	0-3 (T-7th)
NCAA Tournament Record	1-2 in Columbia (SC) Regional
Final Ranking	#25 by USA Today
Highest Rankings	#12 by Collegiate Baseball (Apr. 15), #17 by Baseball America (May 13), #18 by USA Today (May 20)
Record vs. Top-25 Ranked Teams	8-12

2013 TOP-25 NCAA STAT RANKINGS

Team	Category	Stat	Rank
Clemson	Stolen Bases	111	16
Clemson	Stolen Bases/Game	1.79	25



SENIOR STEVE WILKERSON IS A TWO-TIME ALL-ACC SECOND-BASEMAN.

2014 OUTLOOK

The 2014 Tigers enter the season with one of the most experienced teams in recent history. Eight of the nine position starters and pitchers who accounted for 77 percent of the innings pitched return from the 2013 squad.

It is a luxury that Head Coach **Jack Leggett**, who was inducted into the **ABCA** Hall of Fame on January 3, is enjoying for a team that was ranked #13 in the nation in **Baseball America's** preseason ranking.


"I'm extremely excited about the team we have in 2014," said Leggett, whose 887 wins in his 20 seasons as head coach at Clemson are tied for sixth-most in the nation during that time span.

"We have a lot of experience returning from key parts of the team that should be invaluable during our always-tough ACC schedule. Our goal remains the same...to return to Omaha and compete for the National Championship.

"The key is this...we have some guys coming back, but they all have to be better. If they come back and they're the same, then we haven't really gone where we need to go. That's why you always bring in good players. You try to push them to another level and provide intra-team competition, and if one of them emerges ahead of someone who's been here for awhile, so be it"

"I think offensively and pitching-wise, we have a chance to be a better team than we were last year. We have more depth, more guys who can run, more interchangeable parts, and more intra-team competition. We know how we have to play to win, so I like the fact that we have a little more to choose from."

Those new players, hand-picked by the coaching staff, including Assistant Head Coach and Recruiting Coordinator **Bradley LeCroy**, were rated as the #16 recruiting class in the nation by **Baseball America**. His prowess on the recruiting trail was a major reason **Baseball America** rated LeCroy, who is in his second stint and seventh overall season at Clemson, as the ninth-best assistant coach in the nation a year ago.



SEVERAL IMPROVEMENTS WERE MADE AT DOUG KINGSMORE STADIUM DURING THE OFFSEASON, INCLUDING RE-LEVELING THE PLAYING SURFACE AND INSTALLING A NEW DRAINAGE SYSTEM.

The pitching staff, led by fifth-year Associate Head Coach **Dan Pepicelli**, returns its top two starting pitchers from the 2013 season, which saw the Tigers record their best ERA (3.21) since the 1996 season.

Volunteer Assistant Coach **Stephen Faris** returns in his new position after serving as a student assistant in 2013. Faris was a standout righthander for the Tigers from 2004-06 who pitched in the 2006 College World Series.

The 2014 schedule features 33 home games and three games at Fluor Field in Greenville, SC, contests against Furman, South Carolina, and UNLV. Clemson will open the season with a seven-game homestand, beginning with a three-game series against Eastern Michigan. The Tigers will also travel to the two new ACC members, Notre Dame and Pittsburgh, during the second half of the regular season.

Visiting opponents to Doug Kingsmore Stadium will see improvements on the playing surface. Last summer, the field was re-leveled, new sod and dirt was placed on the field, and a state-of-the-art drainage system was added. Home plate was also moved out 10 feet while the outfield fence was left in place.

CATCHERS

Behind the plate, Clemson returns its top offensive player from the 2013 season in junior **Garrett Boulware** (Anderson, SC), a team co-captain in 2014. He hit .308 with team highs in homers (8) and RBIs (45) while starting all but two games behind the plate in 2013. Boulware, who committed only two errors, received the Mitchell Award as Clemson's most valuable player.

The other catcher who will compete for the starting job is freshman **Chris Okey** (Mount Dora, FL). Clemson's highest-touted player in the freshman class, Okey was drafted in the 31st round by the San Diego Padres in 2013. He was also rated as the #20 player in the nation by **Perfect Game**.

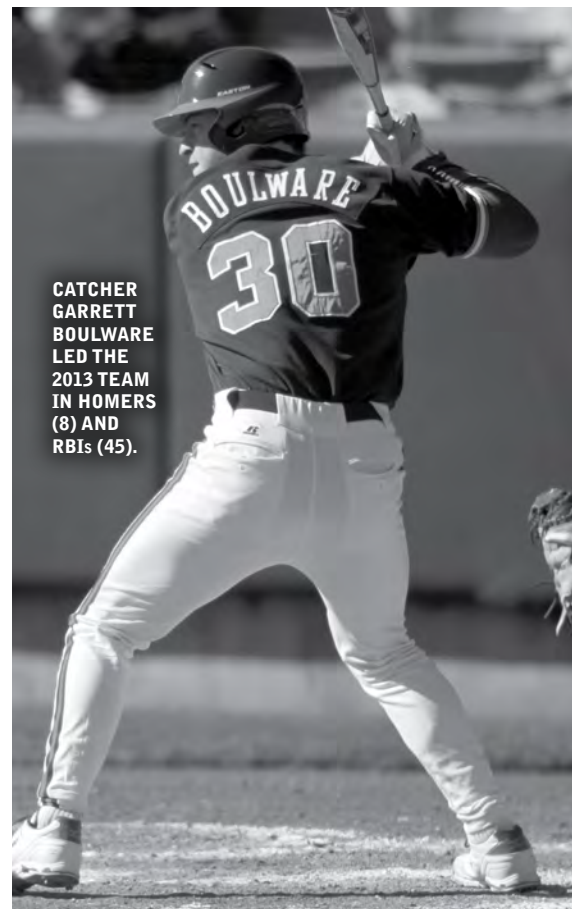
CATCHERS

#	Player	B-T	Cl.	BA	HR	RBI
30	Garrett Boulware	R-R	Jr.	.308	8	45
25	Chris Okey	R-R	Fr.	----	--	--

Note: Stats are from the 2013 season.

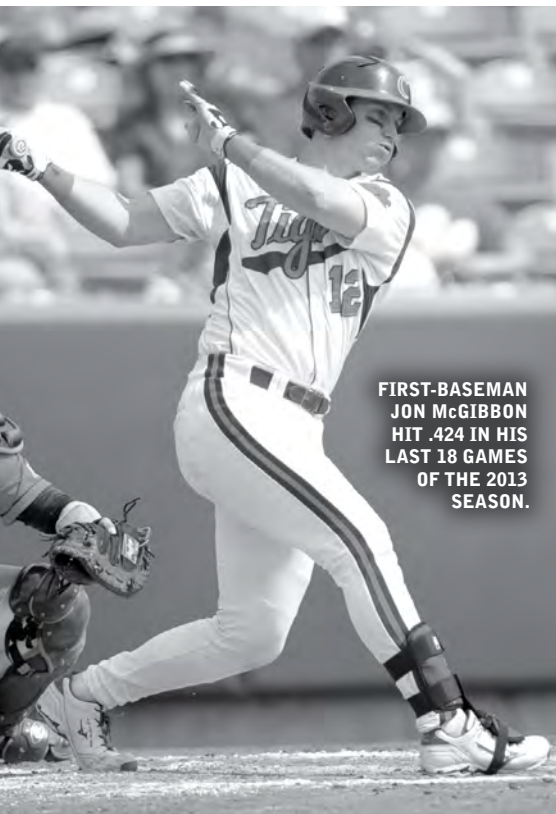


FRESHMAN CATCHER CHRIS OKEY WAS THE HIGHEST-RATED PLAYER AMONG THE 2014 NEWCOMERS.



CATCHER GARRETT BOULWARE LED THE 2013 TEAM IN HOMERS (8) AND RBIs (45).

2014 OUTLOOK



**FIRST-BASEMAN
JON MCGIBBON
HIT .424 IN HIS
LAST 18 GAMES
OF THE 2013
SEASON.**

Fellow senior **Jon McGibbon** (Lindenhurst, NY) returns after starting 58 of 62 games at first base in 2013. McGibbon, a two-time team co-captain, including 2014, was one of the hottest Tigers at the plate late last year and committed only one error in 562 chances at first base in 2013.

Sophomore shortstop **Tyler Krieger** (Johns Creek, GA) was one of only two Tigers to start every game at one position as a freshman in 2013. The switch-hitter had a strong .958 fielding percentage, committing only 12 errors in 289 chances. He also hit .310 with runners in scoring position.

Third base was less settled in 2013, as junior **Jay Baum** (Alpharetta, GA) made a team-high 32 starts there. One of the team's most versatile players, Baum has seen action at third base, second base, first base, and in the outfield during his career.

Senior **Mike Dunster** (Greenwich, CT) has been used primarily as a pinch-hitter during his career, but has the versatility to play at second base and third base. He is a .273 hitter along with 11 putouts and 12 assists without committing an error in 45 career games.

Four freshmen, three in their first year and one red-shirt freshman, will also compete for playing time in the infield. **Eli White** (Easley, SC) was drafted in the 26th round by the Cincinnati Reds last summer and was a top-300 player in the nation according to **Perfect Game**.

Weston Wilson (High Point, NC), like White, will vie for the starting role at third base and can also play at second base. Wilson was a two-time, all-state selection and was the #228 player in the nation by **Perfect Game**.

Corner infielder **Glenn Batson** (Greenville, SC) was the top-rated third-baseman in South Carolina by **Perfect Game** after lettering three times at Greenville High School.

Red-shirt freshman **Andrew Cox** (Belton, SC), who will also compete for a starting outfield spot, is a candidate for playing time at first base thanks to his strength at the plate.

OUTFIELDERS

The Tigers' top-returning outfielder is sophomore **Steven Duggar** (Moore, SC), a freshman All-American by **Collegiate Baseball** in 2013. He batted .300 with 15 steals as one of only three Tigers to start every game. Duggar also led the team in outfield assists (9) thanks to his strong arm from his right-field position.

INFELDERS

#	Player	B-T	Cl.	BA	HR	RBI
15	Glenn Batson	R-R	Fr.	----	--	--
13	Jay Baum	R-R	Jr.	.228	0	8
6	Andrew Cox	L-L	*Fr.	----	--	--
10	Mike Dunster	L-R	Sr.	.154	0	2
11	Shane Kennedy	R-R	Sr.	.317	5	35
3	Tyler Krieger	S-R	So.	.257	0	27
12	Jon McGibbon	L-L	Sr.	.285	0	37
4	Eli White	R-R	Fr.	----	--	--
17	Steve Wilkerson	S-R	Sr.	.291	4	37
8	Weston Wilson	R-R	Fr.	----	--	--

* - spent one season as a red-shirt player; Note: Stats are from the 2013 season.

Junior **Tyler Slaton** (Cumming, GA) made a team-high 44 starts in left field a season ago, but will be a leading candidate to start in center in 2014. Slaton was one of the team's hottest hitters in the second half of the 2013 season and was 11-for-26 (.423) after the seventh inning.

Senior **Shane Kennedy** (Orlando, FL), who saw most of his action at third base and as the DH in 2013, returns after leading the 2013 team in batting average (.317) along with totaling five homers, 35 RBIs, and a team-high 22 stolen bases. However, the Second-Team All-ACC selection, who will have an opportunity to start in the outfield, suffered a torn ACL in the fall and will be out of action until April.

Sophomore **Maleeke Gibson** (Sumter, SC) was Clemson's predominant leadoff batter last May and will utilize his speed to compete for a starting spot in the outfield in 2014.


Senior **Joe Costigan** (Naples, FL) has been one of the Tigers' top hitters off the bench during his career. He has a .265 batting average and .392 on-base percentage in 71 games.

Perhaps the Tigers' top hitter off the bench in 2013, sophomore **Mike Triller** (Rutland, VT) was 9-for-27 (.333) in 23 games and is one of the team's hardest workers.

Red-shirt freshman **John Mulkey** (Greenwood, SC) sat out in 2013 after a standout career at Emerald High School, while freshman **Reed Rohlman** (Moore, SC), who was a top-500 player in the nation by **Perfect Game**, will also compete for playing time in the outfield.



**OUTFIELDER STEVEN DUGGAR WAS
A FRESHMAN ALL-AMERICAN WHO
HIT .300 WITH 15 STEALS IN 2013.**



**RIGHTY DANIEL
GOSSETT GAVE
UP JUST 78 HITS
IN 98.1 INNINGS
PITCHED IN 2013.**

PITCHERS

The Tiger pitching staff returns its unquestioned ace in junior righthander and team co-captain **Daniel Gossett** (Lyman, SC). The preseason All-American by **Collegiate Baseball** was a Second-Team All-ACC selection in 2013. He had a 10-4 record and 2.56 ERA in 16 starts. In 98.1 innings pitched, the hard thrower and competitor gave up just 78 hits and 38 walks with 91 strikeouts. Gossett became the first Tiger since 2002 to amass 10 wins in a season.

Clemson's leader in ERA also returns in sophomore lefthander **Matthew Crownover** (Ringgold, GA). The freshman All-American by **Collegiate Baseball** had a 7-3 record and a team-best 2.19 ERA in 15 appearances (14 starts) in 2013. He allowed only 64 hits and 17 walks in 70.0 innings pitched while becoming the first freshman to lead Clemson in ERA since 2003. Crownover also led the league in ERA in ACC regular-season games with a 1.73 mark.

Another leading candidate to start on the mound is sophomore lefty **Zack Erwin** (Duluth, GA). He saw most of his action out of the bullpen as a freshman in 2013, but moved into the weekend rotation in early May. Erwin had a 5-2 record, two saves, and a 3.45 ERA in 60.0 innings pitched and did not allow more than three earned runs in any of his 22 appearances.

OUTFIELDERS

#	Player	B-T	Cl.	BA	HR	RBI
13	Jay Baum	R-R	Jr.	.228	0	8
37	Alex Bostic	R-L	Fr.	----	--	--
5	Joe Costigan	L-R	Sr.	.245	0	6
6	Andrew Cox	L-L	*Fr.	----	--	--
9	Steven Duggar	L-R	So.	.300	2	30
1	Maleeke Gibson	L-L	So.	.227	0	16
11	Shane Kennedy	R-R	Sr.	.317	5	35
16	John Mulkey	R-R	*Fr.	----	--	--
26	Reed Rohlman	L-L	Fr.	----	--	--
18	Tyler Slaton	L-L	Jr.	.263	0	13
35	Mike Triller	L-R	*So.	.333	0	7

* - spent one season as a red-shirt player; Note: Stats are from the 2013 season.

2014 OUTLOOK

PITCHERS

#	Player	T	Cl.	ERA	W-L	SV	IP
43	Patrick Andrews	R	Jr.	2.87	1-1	0	37.2
42	Clay Bates	R	*Jr.	3.60	1-0	0	10.0
37	Alex Bostic	L	Fr.	----	----	--	----
47	Tucker Burgess	R	Fr.	----	----	--	----
29	Jackson Campana	R	So.	2.61	0-0	0	10.1
36	Matt Campbell	R	Sr.	4.82	1-1	7	28.0
44	Matthew Crownover	L	So.	2.19	7-3	0	70.0
33	Zack Erwin	L	So.	3.45	5-2	2	60.0
23	Daniel Gossett	R	Jr.	2.56	10-4	0	98.1
41	Hunter Hill	L	Fr.	----	----	--	----
27	Adam Hosler	R	*Fr.	----	----	--	----
19	Brody Koerner	R	So.	3.99	1-1	0	29.1
39	Jake Long	R	*Jr.	----	----	--	----
48	Garrett Lovorn	R	*Fr.	----	----	--	----
20	Drew Moyer	R	Fr.	----	----	--	----
21	Kevin Pohle	R	*Jr.	----	----	--	----
32	Clate Schmidt	R	So.	5.34	3-4	0	55.2
40	Kyle Schnell	R	Jr.	2.84	2-0	2	31.2
22	Wales Toney	R	*Fr.	----	----	--	----

* - spent one season as a red-shirt player; Note: Stats are from the 2013 season.

Junior righty **Jake Long** (Anderson, SC) sat out in 2013 after transferring from East Tennessee State. He will compete for a starting spot after impressing coaches with his command and breaking ball in the fall.

Like Long, junior righty **Kevin Pohle** (Saint Louis, MO) missed the 2013 season, but he did so while recovering from a shoulder injury. Pohle had a 7-4 record and 3.66 ERA in 76.1 innings pitched over 16 appearances (14 starts) in 2012.

Another candidate to start on the mound is sophomore righthander **Brody Koerner** (Concord, NC). He was Clemson's top midweek starter as a freshman who had a 1-1 record and 3.99 ERA in 10 appearances (five starts).

The bullpen returns most of its pitchers from the 2013 season, led by junior righthander **Patrick Andrews** (Hilton Head Island, SC). The hard thrower had a 2.87 ERA in 23 appearances. In 37.2 innings pitched, he yielded only 30 hits and 10 walks with 25 strikeouts while not throwing a wild pitch.

Senior righty **Matt Campbell** (Alpharetta, GA) had a team-high seven saves in 2013, but he will look to improve on his 4.82 ERA. In 28.0 innings pitched, he gave up just 19 hits, no stolen bases, and had a team-best .192 opponents' batting average along with 35 strikeouts.

Another effective reliever who returns is junior right-hander **Kyle Schnell** (Alpharetta, GA). The sidearm pitcher



PATRICK ANDREWS HAD A 2.87 ERA AND .217 OPPONENTS' BATTING AVERAGE AS ONE OF CLEMSON'S TOP RELIEVERS IN 2013.

had a 2-0 record, two saves, and a 2.84 ERA in a team-tying-high 24 appearances during the 2013 season. His ability to retire righthanded batters will be key to Clemson's success in 2014.

Another sidearm righthander on the 2014 staff is junior **Clay Bates** (Rock Hill, SC). The three-time ACC Academic Honor Roll member has the team's highest GPA. Bates had a 1-0 record and 3.60 ERA in 10 relief appearances while holding opponents to 1-for-11 (.091) with runners in scoring position in 2013.

Sophomore righty **Clate Schmidt** (Acworth, GA) started the 2013 season with a bang, earning the Bob Bradley Award as Clemson's MVP of the South Carolina series thanks to his victory over the #7 Gamecocks on March 2. He will look to regain his early 2013 form as a reliever in 2014.

Sophomore righty **Jackson Campana** (Charlotte, NC) was a two-way player as a freshman, but will concentrate solely on pitching in 2014. The tallest player on the team at 6'6", Campana had a 2.61 ERA in 10.1 innings pitched in 2013.

Seven freshmen will be in the mix as well in 2014. Red-shirt freshman righthander **Wales Toney** (Anderson, SC) will compete for innings in 2014 after showing his prowess in

the fall. He was the #99 freshman in the nation prior to the 2013 season according to **Perfect Game**.

Freshman righthander **Garrett Lovorn** (Pendleton, SC) also red-shirted in 2013 after a standout career at nearby Pendleton High School. He will compete for innings out of the bullpen in 2014.

Two-way player **Alex Bostic** (Matthews, NC), who has the ability to play in the outfield, is a strong candidate to contribute in 2014 as a lefthander on the mound. Bostic was the #174 player in the nation by **Perfect Game**.

South Carolina natives and freshman righthanders **Tucker Burgess** (Liberty, SC) and **Drew Moyer** (Gilbert, SC) will compete for innings out of the bullpen in 2014. Burgess was one of the 10-best pitchers in the state according to **Diamond Prospects**, while Moyer was a top-500 player in the nation by **Perfect Game** after being an all-state selection as a senior.

Freshman lefthander **Hunter Hill** (Little Mountain, SC) and red-shirt freshman righty **Adam Hosler** (Clemson, SC) will also compete for playing time in 2014. Hill was the #8 lefthander in South Carolina by **Diamond Prospects**, while Hosler, the son of two Clemson University professors, played at nearby Daniel High School.

2014 PRESEASON POLLS

BASEBALL AMERICA

Rk	School	2013 W-L	*Rk
1.	Virginia	50-12	11
2.	Oregon State	52-13	4
3.	Indiana	49-16	7
4.	Cal State Fullerton	51-10	10
5.	N.C. State	50-16	6
6.	Florida State	47-17	12
7.	South Carolina	43-20	14
8.	Mississippi State	51-20	2
9.	Louisiana State	57-11	5
10.	Vanderbilt	54-12	9
11.	Oregon	48-16	17
12.	UCLA	49-17	1
13.	Clemson	40-22	---
14.	Louisiana-Lafayette	43-20	---
15.	Rice	44-20	16
16.	Miami (FL)	37-25	---
17.	North Carolina	59-12	3
18.	Texas	27-24	---
19.	TCU	29-28	---
20.	Louisville	51-14	8
21.	Alabama	35-28	---
22.	Kansas State	45-19	13
23.	Florida	29-30	---
24.	Texas A&M	34-29	---
25.	Arkansas	39-22	18

* - final ranking of 2013

COLLEGIATE BASEBALL

Rk	School	2013 W-L	Pts	*Rk
1.	Cal State Fullerton	51-10	495	10
2.	Mississippi State	51-20	493	2
3.	Louisiana State	57-11	491	7
4.	Oregon State	52-13	487	4
5.	Florida State	47-17	485	12
6.	Oregon	48-16	483	17
7.	Indiana	49-16	481	6
8.	Louisville	51-14	479	8
9.	Vanderbilt	54-12	477	9
10.	N.C. State	50-16	474	5
11.	North Carolina	59-12	471	3
12.	Virginia	50-12	468	11
13.	Miami (FL)	37-25	465	---
14.	South Carolina	43-20	463	13
15.	UCLA	49-17	460	1
16.	Florida	29-30	457	---
17.	Rice	44-20	455	14
18.	Oklahoma State	41-19	454	22
19.	TCU	29-28	451	---
20.	Texas	27-24	450	---
21.	Clemson	40-22	447	---
22.	Arizona State	37-22-1	445	19
23.	Louisiana-Lafayette	43-20	443	---
24.	Arizona	34-21	441	---
25.	Texas A&M	34-29	437	---

* - final ranking of 2013

USA TODAY

Rk	School	2013 W-L	Pts	*Rk
1.	Cal State Fullerton (18)	51-10	729	10
2.	Louisiana State (6)	57-11	683	6
3.	Oregon State	52-13	648	4
4.	Mississippi State (2)	51-20	632	2
5.	Florida State (2)	47-17	595	13
6.	Virginia (1)	50-12	560	11
7.	Oregon (1)	48-16	541	15
8.	Vanderbilt	54-12	538	9
9.	N.C. State	50-16	533	5
10.	UCLA (1)	49-17	490	1
11.	Indiana	49-16	484	7
12.	North Carolina	59-12	450	3
13.	Louisville	51-14	429	8
14.	South Carolina	43-20	416	12
15.	Rice	44-20	274	15
16.	Clemson	40-22	248	25
17.	Miami (FL)	37-25	240	---
18.	Oklahoma State	41-19	220	21
19.	Arizona State	37-22-1	198	19
20.	Florida	29-30	181	---
21.	Kansas State	45-19	118	14
22.	Texas	27-24	95	---
23.	TCU	29-28	93	---
24.	Louisiana-Lafayette	43-20	88	---
25.	Stanford	32-22	84	---

* - final ranking of 2013

GLOSSARY

ADKINS, RUSTY

Former Clemson great and infielder Rusty Adkins had his jersey retired and was inducted into the Clemson Baseball Ring of Honor during ceremonies prior to the Florida State game on April 24, 1998. Adkins is the only three-time All-American in Tiger baseball history, as he wore #3 from 1965-67.

Adkins hit safely in 41 consecutive games over two seasons, still tied for the seventh-longest streak in NCAA history and longest in both ACC and Tiger history. He had to go to his last at-bat to get a hit just three times. In 23 of the games, he had at least two hits. He was 74-for-169 (.438) during the streak that lasted from April 10, 1965 to May 17, 1966.

The versatile player of the wooden-bat era hit .444 as a sophomore, a record that lasted until 2002, when National Player-of-the-Year Khalil Greene batted .470. Adkins hit .379 in his career, an ACC record for the wooden-bat era. He earned his degree from Clemson in industrial management in 1967 and later earned a master's degree from the Clemson-Furman MBA program in 1972. He is also a member of the state of South Carolina Athletic Hall of Fame.

In 2002, he was named to the ACC's 50-Year Anniversary team, the second-oldest Clemson athlete in any sport selected. Citing his age is a compliment to Adkins, as it shows how his accomplishments have stood the test of time.

ALL-TIME NCAA DIVISION I HITTING STREAKS

Rk	Player	School	Year(s)	HS
1.	Robin Ventura	Oklahoma State	1987	58
2.	Garrett Wittels	Florida International	2010	56
3.	Phil Stephenson	Wichita State	1981	47
	Kenton Parmley	Southeast Missouri State	2011-12	47
5.	Roger Schmuck	Arizona State	1971	45
6.	Chuck Abbott	Austin Peay	1996	42
7.	Rusty Adkins	Clemson	1965-66	41
	Todd Nace	Southern Mississippi	1989-90	41
	Michael Campo	Penn State	2000	41
	Jarod Berggren	Northern Colorado	2010	41

ALL-STAR GAME MVP

The most impressive performance in a professional league all-star game in any sport by a former Tiger athlete was achieved on July 8, 1958. Pitching in his home stadium in Baltimore for the American League, former Tiger Billy O'Dell faced nine National League batters and retired all nine over the last three innings, helping the American League to a 4-3 win.

The list of players O'Dell retired included five future Hall of Fame players, Willie Mays, Stan Musial, Hank Aaron, Ernie Banks, and Bill Mazeroski. He struck out two and allowed just one ball hit out of the infield. While Major League Baseball does not recognize an All-Star Game MVP until 1962, O'Dell was presented an MVP trophy that was sponsored by a local newspaper.

O'Dell pitched 13 years (1954-56-67) in the Majors. His best year was in 1962 when he had a 19-14 record, 195 strikeouts, and 20 complete games for the San Francisco Giants. Only Warren Spahn had more complete games among National Leaguers. O'Dell was also fifth in the National League in strikeouts. Three of the four pitchers ahead of him were Sandy Koufax, Don Drysdale, and Bob Gibson.

O'Dell started game-one of the 1962 World Series against the Yankees and Whitey Ford. He lost that game, but he did record a save in game-four.

BATTERS RETIRED BY O'DELL IN THE 1958 ALL-STAR GAME

Player	Play
Johnny Logan	L-9
Willie Mays	6-3
Lee Walls	4-3
Stan Musial	6-3
Hank Aaron	6-3
Ernie Banks	K
Frank Thomas	P-2
Bill Mazeroski	K
Del Crandall	P-4

ATTENDANCE

Clemson has been outstanding at Doug Kingsmore Stadium in terms of its record. Since it opened in 1970, the Tigers are 355-99 in ACC regular-season games, a 78.2 winning percentage, and 1070-273 overall, a 79.7 winning percentage. That is 1,343 games played at Doug Kingsmore Stadium entering 2014.

In Jack Leggett's head-coaching career, the Tigers have accumulated a 567-155 (.785) overall record and 195-70 (.736) record against the ACC in the friendly confines the last 20 seasons.


That success can be attributed in part to the tremendous fan support from Tiger faithful. Clemson has finished each of the last 20 seasons in the top 20 in the nation in average attendance. That includes top-10 finishes each of the last 12 seasons. Clemson was #7 in the nation in 2013 with an average of 4,751 fans for its 31 home dates.

The Tiger single-game attendance record was set on Sunday, March 7, 2004 against #5 South Carolina. The attendance on that afternoon was 6,480.

To order season tickets, which includes a reserved seat and the right to reserve the seat if the Tigers host an NCAA Regional, call 1-800-CLEMSON or log on to ClemsonTigers.com.



CLATE SCHMIDT BECAME THE FIRST PITCHER SINCE 2006 TO WIN THE BOB BRADLEY AWARD AFTER HE EARNED THE WIN OVER #7 SOUTH CAROLINA AT FLUOR FIELD ON MARCH 2, 2013.



BOB BRADLEY AWARD

For the 14th year in a row, the Tiger MVP of the Clemson-South Carolina series will receive the Bob Bradley Award. South Carolina's top player is presented the Tom Price Award. The presentation is made after the final regular-season game between the two rivals.

Both Bradley and Price had a tremendous positive influence on the baseball programs at Clemson and South Carolina as the school's sports information directors. Bradley passed away on October 30, 2000. He served as the Tigers' baseball athletic communications director for 45 years and still served as Clemson's official scorer for most of the 2000 season. He also was inducted into Clemson's prestigious Ring of Honor in 2005. Price passed away on February 1, 2008 at the age of 81 after 45 years of service to the Gamecock program.

The 2013 Bob Bradley Award winner was freshman righthander Clete Schmidt. He tossed 7.0 strong innings in a starting role to earn the win in Clemson's 6-3 victory over the #7 Gamecocks on March 2 at Fluor Field in Greenville, SC. He gave up just five hits and two runs with five strikeouts.



RUSTY ADKINS HAD A 41-GAME HITTING STREAK FROM 1965-66. IT IS STILL TIED FOR THE SEVENTH-LONGEST HITTING STREAK IN NCAA DIVISION I HISTORY.

BOB BRADLEY & TOM PRICE AWARD WINNERS

Year	Bob Bradley Award	Tom Price Award
2001	Jeff Baker, 3B	Drew Meyer, SS
2002	Michael Johnson, 1B	Yaron Peters, 1B
2003	Michael Johnson, 1B	Aaron Rawl, RHP
2004	Herman Demmink, 2B	Steve Pearce, 3B
2005	Tyler Colvin, OF	Steve Pearce, 3B
2006	Daniel Moskos, LHP	Neil Giesler, 1B
2007	Wilson Boyd, OF	Justin Smoak, 1B
2008	Wilson Boyd, OF	Nick Godwin, RHP
2009	Kyle Parker, OF	DeAngelo Mack, OF
2010	Chris Epps, OF	Jackie Bradley, Jr., OF
2011	Spencer Kieboom, C	Jake Williams, DH
2012	Richie Shaffer, 3B	Adam Matthews, OF
2013	Clete Schmidt, RHP	Jordan Montgomery, LHP

BUSH, GEORGE

Not the 43rd United States President, but the 41st President played baseball against Clemson. During the 1947 NCAA Tournament, the Tigers traveled to Yale for an Elite Eight game against the Bulldogs and first-baseman George Bush. Bush went 1-for-4 that day in helping Yale to a 7-3 victory, allowing the Bulldogs to advance to the College World Series (then only four teams). It ended Clemson's Southern Conference Championship season at 24-5. Years later when he came to Clemson to speak, Sports Information Director Bob Bradley presented Bush with a laminated and framed copy of the scorebook from that game.

CANNON, DANNY

A popular Clemson baseball tradition that began in the late 1990s was the singing of "Take Me Out to the Ballgame" during the "Seventh-Inning Stretch." The singer of this popular baseball tune is Danny Cannon, Clemson's version of Harry Caray.

Cannon is a fan-favorite who works in many capacities at Clemson. By day, he is an assistant manager for day-to-day operations in the Tigers' athletic facilities, a job he has held for 21 years. He lends a helping hand in whatever needs to be done.

After the 59-year-old, die-hard Tiger fan preps the stadium for gameday, he boisterously cheers on Clemson from his perch above the first-base dugout during the game. However, his highlight of each game is when he grabs the microphone and gives it his all for his unique rendition of "Take Me Out to the Ballgame."

Cannon, who is retired from the Army after driving tanks among other duties for 20 years, then resumes his cleanup role after each game. He stays long after each Tiger fan has gone home to ensure that Doug Kingsmore Stadium is ready for Clemson's next home game.

CHAPMAN, TOMMY

Atlanta resident Thomas F. Chapman, retired chairman and CEO of Equifax, Inc., gave Clemson University \$2 million to form a leadership program in the College of Business & Behavioral Science and to expand and enhance Doug Kingsmore Stadium.

One-million dollars of the gift supports the Thomas F. Chapman Leadership Scholars Program and \$1 million was used to build the Thomas F. Chapman Grandstands, adding 1,000 seats to Clemson's baseball stadium.



GLOSSARY



JOHN HEISMAN SERVED AS CLEMSON'S BASEBALL COACH FOR THREE SEASONS (1901-03).

As a student-athlete, Chapman received an IPTAY scholarship that funded his Clemson education. "I believe in paying back what is given to you," he said. "My athletic scholarship provided me an outstanding college experience and a future career in professional baseball upon graduation, as well as a quality education."

Chapman graduated from Clemson with an economics degree in 1965. While at Clemson, he was a two-time All-ACC pitcher, including a first-team pick in 1965 when he led the ACC in strikeouts (100). In his three years at Clemson, he was 12-7 with a 3.12 ERA.

Upon graduation, he became the first Tiger to be selected in the Major League draft when he was taken by the Philadelphia Phillies in 1965. He played professional baseball until April of 1968, when he was called to active military service.

Additional seating at Doug Kingsmore Stadium was the top need for students and season ticketholders. The Thomas F. Chapman Grandstands, completed prior to the 2010 season, has added 500 seats for students. An additional 500 grandstand seats are available for season ticketholders.

COACHING CONSISTENCY

One element that a Clemson baseball player can depend on when he comes to Tigertown is consistency in coaching and winning. Clemson has had just two head coaches since the 1958 season. Bill Wilhelm guided the Tigers for 36 years (1958-93) and Jack Leggett, who had been the head coach at Western Carolina and an assistant under Wilhelm for the two years prior to his retirement, has been at Clemson as head coach for the past 20 years. That is 56 consecutive non-losing seasons for the Tiger program entering 2014.

A look to the NCAA recordbook shows that Leggett is 11th in wins in NCAA Division I history with 1,264, while Wilhelm is tied for 18th with 1,161. Gene Stephenson, who served as head coach at Wichita State, had 1,837 wins in 36 seasons.

CONFERENCE

Clemson is a member of the Atlantic Coast Conference. The Tigers were charter members of the league, which started in the 1953-54 academic year. Prior to that year, Clemson was in the Southern Conference from 1921-53. Clemson was in the Southern Intercollegiate Athletic Association before then and has been a charter member of every conference with which it has been affiliated.

Clemson has won the ACC regular-season title 21 times in 60 years, more than any other school. The Tigers have also won nine tourney titles, more than any other school, and have been to the finals 21 times, also a league-high. Overall, Clemson has been the declared ACC Champion 14 times, again more than any other school.

Competition in the ACC took a step up in 2005, when Miami (FL) and Virginia Tech were added to the conference. Then in 2006, Boston College joined the league as the 12th member.

Pittsburgh and Syracuse joined the ACC for the 2014 season, but Syracuse does not field baseball as a Division I sport. Maryland decided to leave the ACC by the summer of 2014, while Louisville will

take its place. Notre Dame also joined the ACC for all sports except football, meaning the ACC fields 14 baseball teams.

In 2014, ACC members are still playing 30 league games, meaning each of the 14 teams will not play three other teams during the regular season. The Tigers will not face Duke, Georgia Tech, and North Carolina during the regular season.

EZELL, DOC

Doc Ezell threw the first no-hitter in Clemson history when he no-hit Erskine on April 15, 1913. The game was played on Bowman Field, the field in front of Tillman Hall. He faced just 28 batters and struck out 12. Not only did he throw a no-hitter, he also hit a home run in the seventh inning. He is the only Tiger to throw a no-hitter and hit a home run in the same game.

One of the odd facts in Tiger history involves Erskine. Clemson's first no-hitter was thrown against the Flying Fleet and the first no-hitter against Clemson was thrown by Erskine.

GUYON, JOE

Joe Guyon was a Native American who attended Carlisle Indian School (1912,13) and was a teammate of the great Jim Thorpe. Guyon also played two years on the gridiron under Head Coach John Heisman at Georgia Tech and played on the 1917 National Championship team.

Guyon had the distinction of playing both professional football and baseball, and he was also named to the National Football Foundation Hall of Fame and the NFL Hall of Fame. An injury in baseball ended his playing career. From 1928-31, Guyon was Clemson's head baseball coach. He had a 42-36-3 (.537) record in four seasons in Tigertown.

HEISMAN, JOHN

The man whose name is most recognized with college football holds a unique distinction at Clemson. Many people know that he was the head football coach for four seasons at Clemson, posting a 19-3-1 (.848) record, still the best winning percentage in Tiger history.

But he also served as the head baseball coach at Clemson between the 1901-03 seasons. Heisman, who was Clemson's second baseball coach, had a record of 28-6-1 (.814). It still holds today as the best winning percentage in Tiger history. Thus, he has the winning-percentage mark in both baseball and football at Clemson.

In late 1903, Georgia Tech, who had suffered a 73-0 loss to Heisman's gridders that same season, offered the young coach \$2,250 plus 30 percent of the net gate to coach football. Unfortunately for Clemson, he accepted.

HOWARD, FRANK

Frank Howard is synonymous with Clemson football. But most people do not know that Howard was Clemson's baseball coach in 1943 and did quite well. He led the Tigers to a 12-3 record. The 80.0 winning percentage is one of the highest by any coach in Clemson baseball history.

The native of Barlow Bend, AL won 165 football games in 30 seasons at Clemson and was inducted into the College Football Hall of Fame in 1989. He served Clemson for 65 years, including as the track coach from 1931-39 and athletic director from 1940-71, all the while being the school's best-known ambassador.

Howard died at the age of 86 on January 26, 1996. His ability to "bring the house down" when he spoke with his homespun oratory

will forever be remembered by players, coaches, sportswriters, and fans alike.

IPTAY

IPTAY, started in 1934, originally standing for "I Pay Ten a Year", has a mission of supporting student-athletes of Clemson University. While the contribution levels have changed, the mission of IPTAY is still the same. These funds have a primary purpose of funding student-athlete scholarships for all varsity sports at the highest amounts allowed by the NCAA. IPTAY funds, along with leadership gifts from individual donors, have been instrumental in bringing facility projects, such as the Thomas F. Chapman Grandstands at Doug Kingsmore Stadium, to fruition.

Call (864) 656-2115 to reach the IPTAY office, located at the Northwest corner of Memorial Stadium.

LEGEND OF CLEMSON BASEBALL

For 36 seasons (1958-93), Bill Wilhelm led the Tiger program to 1,161 wins, making him the fifth-winningest coach in Division I history at the time of his retirement. But perhaps the most amazing stat of all is that Wilhelm never had a losing season.

Wilhelm's coaching career spanned nine United States Presidents, from Dwight Eisenhower to Bill Clinton. He coached 100 players who signed professional contracts, 20 All-Americans, and 88 First-Team All-ACC players.

Wilhelm coached Clemson teams to six College World Series and 11 ACC titles. No other ACC baseball coach has more than five ACC titles.

Wilhelm passed away at the age of 81 on December 24, 2010 in Seneca, SC after a lengthy illness. Up until his passing, he still came to most of the home games. Believe us, there was nothing like watching a baseball game with Wilhelm. It was like going to Fenway Park or Wrigley Field.

For his remarkable career achievements, Wilhelm was inducted into the National College Baseball Hall of Fame in 2011. He became the first person associated with Clemson to be inducted into the Hall of Fame in Lubbock, TX, which inducted its first class in 2006.

For more on the career of the legendary coach, see page 156.


OMAHA STREAK

With Clemson's appearance in the 2010 College World Series, the Tigers' streak of going no more than three years in a row without a CWS appearance continued. That means that every Tiger since the freshman class of 1988 who has been in the program and on the postseason roster for four consecutive years has made at least one trip to Omaha. The last time the Tigers went four straight years without a trip to Omaha was 1987-90. Therefore, every four-year Tiger under Head Coach Jack Leggett has been to Omaha at least once.

Only one other school has a current streak as long as the Tigers' streak. Louisiana State (1982-85) has the nation's longest streak thanks to its appearance in the 2013 College World Series. However, Clemson must reach the 2014 College World Series for it to remain second on the active list.

RALEIGH, NC

This ACC city has been the site of two of Clemson's most bizarre wins and one of the best individual performances in history. On April 7, 1979, Clemson scored 18 runs in the top of the ninth inning and



CLEMSON'S ONLY TWO HEAD COACHES SINCE THE 1958 SEASON, JACK LEGGETT (LEFT) AND BILL WILHELM (RIGHT), ARE BOTH IN THE TOP 18 IN NCAA DIVISION I HISTORY IN CAREER WINS.

GLOSSARY

defeated N.C. State 41-9. The 41 runs remain the most by one team in a game in ACC history.

Tiger Hall of Famer Neil Simons led the attack with three homers and a school-record-tying 10 RBIs. He hit a grand slam in the 18-run ninth inning. Robert Bonnette and Tony Masone each had five hits to pace the 27-hit attack. Every Tiger in the batting order had at least one hit, one run, and one RBI. In fact, eight had at least three runs and seven had at least three RBIs.

Sixteen years and one week later (April 14, 1995), Clemson scored 11 runs in the top of the ninth inning and went on to a 17-15 win at N.C. State in extra innings. It is the greatest deficit overcome to gain victory in Tiger history. Clemson trailed 15-4 entering the top of the ninth inning, then scored the 11 runs to tie the score, even after the leadoff batter was retired. Clemson scored two runs in the 10th inning to gain victory. Future Major Leaguers Shane Monahan (three-run homer) and Matthew LeCroy (four RBIs) provided the big hits in the ninth inning. Another future Major Leaguer, Scott Winchester, earned the victory.

Ten years and nine days later (April 23, 2005), freshman second-baseman Taylor Harbin had one of the best games by a Tiger in history. Against the Wolfpack in Raleigh, he went 5-for-5 with three home runs, eight RBIs, and five runs to lead the Tigers to a 16-9 victory. The three home runs came on consecutive pitches over three at-bats. Harbin became the fifth Tiger to hit three homers in an ACC game. Three of Clemson's six occurrences have taken place at N.C. State's Doak Field.

Harbin added a triple and single, as he only lacked a double for the cycle. Ironically, he led the ACC in doubles in 2005. The three homers tied a school record held by many, while his 16 total bases broke the Tiger record of 15 that was established by Dick Hendley in 1951.

REGIONAL HOSTS

The 2011 season marked the 13th time in history that Clemson hosted an NCAA Regional at Doug Kingsmore Stadium. The Tigers have a 43-11 record in NCAA Tournament games at home, including 38 wins in the last 45 games. One of the losses during that span came against Southern California, who defeated the Tigers 8-5 on May 23, 1998. That Trojan team went on to win the national title.

The Tigers, who have hosted four NCAA Super Regionals, first hosted an NCAA Regional in 1980. The Tigers swept through three games that year, including a 17-12 win over South Carolina that clinched Clemson's trip to Omaha.

The Tigers have celebrated a trip to Omaha by winning a regional or super regional on their home field seven times, including each of the last six times they have advanced to the College World Series.

Clemson has played host to a regional or super regional in 12 of the 20 years Jack Leggett has been head coach. The Tigers have a 40-9 NCAA Tournament record at home under Leggett. The 1994, 1998, and 2011 seasons are the only years Clemson failed to advance from a regional or super regional played at home under Leggett.

Clemson played an NCAA Tournament "play-in" game at the end of the 1954 season, but the official NCAA recordbook does not consider that to be an NCAA Tournament game. That year, Clemson lost to Virginia Tech 11-10 in a game at Clemson, then traveled to Blacksburg two days later and lost 7-1.

CLEMSON'S HOME NCAA TOURNAMENTS UNDER JACK LEGGETT (40-9)

Year	Teams	NCAA Tournament	W-L	Attendance
1994	6	Regional	2-2	20,708
1995	6	Regional	4-0	25,600
1996	6	Regional	4-0	20,797
1998	6	Regional	1-2	19,022
2000	4	Regional	3-0	15,770
	2	Super Regional	2-0	12,700
2001	4	Regional	3-0	16,256
2002	4	Regional	3-0	18,435
	2	Super Regional	2-1	15,953
2005	4	Regional	3-0	21,485
2006	4	Regional	3-0	26,287
	2	Super Regional	2-0	11,234
2009	4	Regional	4-1	30,073
2010	2	Super Regional	2-1	17,620
2011	4	Regional	2-2	28,123

QUICKEST TO THE MAJORS

A total of 49 former Tigers have played in a Major League game, but no Tiger has gone from his last game in a Clemson uniform to playing in a Major League game quicker than lefthander Billy O'Dell.

The All-American had an 8-3 record, an 0.79 ERA, and 111 strikeouts in 91.1 innings pitched over 14 games (11 starts) in 1954. Clemson's last game of his final season came on May 24, 1954, and just 27 days later, he played in a game with the Baltimore Orioles.

The only four Tigers to play in a college and Major League game in the same calendar year were Flint Rhem (1926), O'Dell, Ty Cline (1960), and Denny Walling (1975).

FEWEST DAYS FROM CLEMSON TO THE MAJOR LEAGUES

Rk	Player	Pos.	*Last CU Game	MLB Debut	Days
1.	Billy O'Dell	P	5-24-1954	6-20-1954	27
2.	Denny Walling	OF	5-24-1975	9-7-1975	106
3.	Flint Rhem	P	5-7-1926	9-7-1926	123
4.	Ty Cline	OF	5-14-1960	9-14-1960	123
5.	John McMakin	P	5-11-1901	4-19-1902	343
6.	Khalil Greene	SS	6-21-2002	9-3-2003	439
7.	Harold Stowe	P	6-15-1959	9-30-1960	473
8.	Brian Barnes	P	5-28-1989	9-14-1990	474

* - Clemson's last game of the season

SCORING IN EVERY INNING

One of the most difficult team accomplishments in baseball is to score at least one run in every inning. It has happened just six times in Tiger history. Only once was Clemson the visiting team in a nine-inning game so that it scored in nine different innings.

The first time it happened was at Clemson on May 16, 1950, when the Tigers beat South Carolina 18-9 in a nine-inning game. Clemson actually scored five runs in the second, one run in the fourth, and exactly two runs in the other six innings. The Tigers accomplished the feat in a 26-0 win over South Carolina in 1960 at Clemson and in a 15-4 victory over Buffalo in 1969 at Clemson. Both of those games were seven-inning contests.

The only time Clemson accomplished the feat over nine innings in a road game took place on March 19, 1974 in a 24-2 win at Florida. That was an odd linescore, as Clemson scored seven runs in the fifth inning, 10 runs in the seventh inning, and exactly one run in the other seven innings.



IT TOOK KHALIL GREENE ONLY 439 DAYS TO REACH THE MAJOR LEAGUES, THE SIXTH-QUICKEST FIGURE IN CLEMSON HISTORY.

Clemson again accomplished the feat at Duke on April 9, 1988 in a 10-3 win in seven innings. The last time the Tigers scored in every inning was against Davidson on May 17, 2011 in Clemson's 19-0 win. However, that contest will be remembered more for the rain-delay antics of the two teams, which became a YouTube sensation.

SCORING IN EVERY INNING

Date	Opponent	Inn.	W-L	Score
5-15-1950	South Carolina	9	W	18-9
4-25-1960	South Carolina	7	W	26-0
3-29-1969	Buffalo	7	W	15-4
3-19-1974	at Florida	9	W	24-2
4-9-1988	at Duke	7	W	10-3
5-17-2011	Davidson	9	W	19-0

Note: Home games in bold.

TWO-SPORT TIGERS UNDER JACK LEGGETT

Most Tiger fans are aware of Kyle Parker's prowess in two sports at Clemson. On the diamond, Parker was a First-Team All-ACC player in 2008 when he should have been a senior in high school. He also reached 25 career home runs in 103 games, quicker than any other Tiger in history. As a red-shirt freshman on the gridiron in 2009, he quarterbacked Clemson to nine wins and was a second-team freshman All-American thanks to passing for 2,526 yards and 20 touchdowns.

He then accomplished his most remarkable accomplishment during the 2010 baseball season when he slugged 20 home runs, becoming the first Division I athlete in history to total 20 passing touchdowns and 20 homers in the same academic year.


But Parker is not the only Tiger baseball player who has experienced success in two sports during Head Coach Jack Leggett's tenure (1994-13). Two have been placekickers, ironically the same position that Leggett played during his two-sport days at Maine. Matt Padgett (1996-98) was a career .318 hitter with 28 homers and 137 RBIs in 167 games, and he was also Clemson's starting placekicker in 1996. Jeff Sauve (1992-95) was a standout reliever who had an 18-7 record and 4.09 ERA in 204.2 innings pitched in his career. He was also the starting placekicker in 1995 when he was 15-20 on field goals.

Dexter McCleon (1993-94), Andre Humphrey (1994), Joe Don Reames (1999), C.J. Gaddis (2004), and D.J. Reader (2013) are five more Tigers who donned two different uniforms. McCleon played 90 games over two baseball seasons and helped quarterback the Tigers to a nine-win campaign in 1993 before eventually playing in the NFL as a cornerback. In his 10 years (148 games) in the NFL, McCleon totaled 31 interceptions.

UNIFORM UNIQUENESS

Under legendary Head Coach Bill Wilhelm and up to today, Clemson has had a uniform uniqueness. The first aspect of the uniform stressed by Wilhelm was the word itself (uniform), which means "the same." Wilhelm wanted all of his players to look consistent and not have different pant lengths, different colored undershirts, etc. So he,

TYLER COLVIN HIT A WALKOFF HOME RUN TO BEAT ORAL ROBERTS IN THE 2006 CLEMSON SUPER REGIONAL. IT IS ONE OF FOUR TIMES THE TIGERS HAVE HOSTED A SUPER REGIONAL.



GLOSSARY

with the help of some ideas from players and coaches, came up with "uniform" aspects that have stuck.

Wilhelm came up with the idea of wearing white shoes from Joe Lutz, who was the coach at Southern Illinois in the 1960s. Lutz was also the first to have female bat girls. Wilhelm liked those ideas, and the two have been with the Tiger program ever since.

But perhaps the most synonymous part of Tiger baseball is the long pants. Clemson was one of the first schools to wear non-wool uniforms. The Tigers wore nylon uniforms starting in 1968. This and having the long pants was done from the advice of a former Major Leaguer's (Rick Rickard's) father, who was a doctor. Wilhelm read an article by Dr. Rickard explaining how there was so much pressure being put around the upper portion of the lower leg due to wrapping rubber bands to keep players' socks from falling and having the elastic around the bottom of the pant legs.

A few years later, Bill Foley, a Tiger catcher in the mid-1970s, had just returned from a tournament in Japan. He had received a pair of long pants from Rawlings and wore them to practice one day before the 1976 season. Foley liked the nylon stretched pants and Wilhelm followed suit. Wilhelm liked how the pants did not have a zipper and how they were custom-made. He also liked that players could wear low socks and how that saved time and money from using the customary sanitary socks. Wilhelm decided to experiment with the long pants in 1978.

The jerseys were unique as well, because they did not tuck in. They were designed by Wilhelm to be worn outside and over the pants. They had a two-inch elastic band at the bottom. Wilhelm wanted to eliminate belts and did not want players to have to undo belts and tuck them in, especially after head-first slides.

Since then, Clemson has had a tradition of wearing white pants for all games, home and away, much to the chagrin of equipment managers.

WINNINGEST DIVISION I PROGRAMS

Clemson has the second-most wins among current ACC schools and is ninth in NCAA Division I history with 2,641 according to the 2014 NCAA recordbook. Clemson enters its 117th season with a record of 2641-1466-30 (.642). Florida State is seventh with 2,665 wins, North Carolina is 10th with 2,635 victories, and Miami (FL) is 24th with 2,392 wins.

You can stump some people with the answer to the question, "Who is the all-time leader?" The answer is the team Clemson beat in one of the longest NCAA Tourney games in history, a 3-2 win over Fordham that took 19 innings to complete in the 1988 NCAA Northeast Regional



FLINT RHEM (SECOND FROM LEFT) BECAME THE FIRST OF FOUR FORMER TIGERS TO WIN A WORLD SERIES CHAMPIONSHIP RING IN 1926.

at New Britain, CT. The Rams, who have been playing college baseball for 153 years, have an all-time record of 4342-2197-48 (.663).

WINNINGEST DIVISION I PROGRAMS

Rk	School	Years	W	L	T	Win %
1.	Fordham	153	4342	2197	48	.663
2.	Texas	117	3303	1179	31	.735
3.	Southern California	119	2741	1550	28	.638
4.	Michigan	140	2732	1589	36	.631
5.	Stanford	120	2728	1714	35	.613
6.	Arizona State	102	2709	1311	8	.674
7.	Florida State	66	2665	983	11	.730
8.	Arizona	108	2655	1408	23	.653
9.	Clemson	116	2641	1466	30	.642
10.	North Carolina	124	2635	1543	37	.630
11.	Washington State	118	2587	1621	8	.615
12.	Texas A&M	111	2479	1404	42	.637
13.	Minnesota	125	2467	1512	25	.619
14.	Mississippi State	124	2460	1438	27	.630
15.	Alabama	120	2459	1491	23	.622
16.	California	122	2451	1847	21	.570
17.	Illinois	134	2441	1586	38	.605
18.	Harvard	146	2434	1677	35	.591
19.	Fresno State	85	2432	1431	8	.629
20.	Oklahoma State	102	2427	1228	4	.664
21.	Ohio State	130	2420	1572	40	.605
22.	Oklahoma	108	2412	1385	11	.635
	South Carolina	121	2412	1445	17	.625
24.	Miami (FL)	69	2392	981	18	.708
25.	Notre Dame	121	2358	1443	21	.620

WINS OVER TOP-RANKED TEAMS

Clemson has defeated the #1 team in the nation in baseball 16 times, more than any other sport on the Tiger landscape. That list of 16 wins includes four over both Florida State and Miami (FL). Only two of the 16 wins have taken place at Clemson.

The Tigers gained their 13th, 14th, and 15th wins over a top-ranked team in 2012 when Clemson defeated #1 Florida State three times in four games. Clemson topped the Seminoles twice in three games at Doug Kingsmore Stadium. Amazingly, those were Clemson's first two victories over a top-ranked team at home. The Tigers then edged #1 Florida State 9-7 on Jon McGibbon's three-run walkoff homer in the ACC Tournament. Clemson added a 5-4 win in 11 innings at #1 North Carolina on April 1, 2013.

Clemson's first wins in history over the #1 team in the nation in any sport took place at Miami in an NCAA Tournament game in 1977 on consecutive days. The Tigers downed the top-ranked Hurricanes on May 21 and May 22 of 1977 to advance to the College World Series.

The Tigers also beat a top-ranked Hurricane team in 1986 in consecutive regular-season games at Greenville (SC) Municipal Stadium. The Tigers downed the Hurricanes 7-4 and 9-5, wins many believed would get Clemson into the then 40-team field. But the 42-21 Tigers were denied.

The baseball program has 16 of the Clemson sports program's 30 all-time wins over top-ranked teams. Men's soccer is second (6).

One of the more unusual circumstances surrounding the nation's #1 team took place in 1994. In what is believed to be the only time two top-ranked teams faced each other, Clemson beat Georgia Tech twice in three games at Atlanta, GA. Clemson entered that series ranked #1

by **Collegiate Baseball** and **USA Today**, while Georgia Tech entered the series #1 by **Baseball America**. That was Jack Leggett's first year as Clemson's head coach.

CLEMSON BASEBALL WINS OVER TOP-RANKED TEAMS

Date	Opponent	Site	Score
5-21-1977	Miami (FL)	Coral Gables, FL	7-2
5-22-1977	Miami (FL)	Coral Gables, FL	10-9
5-10-1986	Miami (FL)	Greenville, SC	7-4
5-11-1986	Miami (FL)	Greenville, SC	9-5
5-17-1993	Georgia Tech	Greenville, SC	9-8
5-13-1994	Georgia Tech	Atlanta, GA	10-8
5-15-1994	Georgia Tech	Atlanta, GA	7-4
6-4-1996	Alabama	Omaha, NE	14-13
4-10-1999	Florida State	Tallahassee, FL	8-4
4-5-2006	South Carolina	Columbia, SC	3-2
3-27-2010 ⁽¹⁾	Virginia	Charlottesville, VA	8-5
6-21-2010	Arizona State	Omaha, NE	6-3
5-12-2012	Florida State	Clemson, SC	7-2
5-14-2012 ⁽¹⁾	Florida State	Clemson, SC	9-7
5-25-2012	Florida State	Greensboro, NC	9-7
4-1-2013	North Carolina	Chapel Hill, NC	11-5-4

Note: Home wins in bold.

WORLD SERIES CHAMPIONS & ALL-STARS

Clemson has had four different former players win Major League World Series Championship rings. The first to do it was Flint Rhem, who was a member of the Saint Louis Cardinals, champions of 1926 and 1931. Rhem was a pitcher who had a 20-7 record during the 1926 season, the most wins by a National League pitcher that year.


Tim Teufel was a member of the New York Mets in the 1986 season, the year they defeated the Boston Red Sox to win the World Series Championship. He hit .247 in 93 games for the Mets that year. Teufel played 1,073 games in his Major League career.

Mark Davidson gave the Tigers a World Series Champion two years in a row when he played on the Minnesota team that won it all in 1987. Davidson played 102 games and hit .267 that season, his second year in the Majors.

Jimmy Key has had the most impressive World Series career of all the former Tigers. He played on the 1992 Blue Jays and the 1996 Yankees teams that won the World Series. He holds the distinction of being the only pitcher to gain the clinching victory in two different World Series in the 1990s. He was 2-0 in the 1992 World Series, winning game-four and game-six, the latter in relief. He was 3-1 with a 2.50 ERA during his World Series career.

Two former Tigers have participated in the Major League All-Star game. Billy O'Dell, a star pitcher for Clemson in the 1950s, is the only former Tiger to earn MVP honors in the All-Star game. He earned the win and pitched 3.0 scoreless innings in the 1958 game at Baltimore, MD. He was a member of the Orioles at the time, so that was quite a special afternoon. O'Dell also played in the 1959 All-Star game.

Key is the other former Tiger to play in an All-Star game. He was chosen four times, including 1985, his rookie year. He was also chosen in 1991, 1993, and 1994. He is third to Brian Dawkins and Michael Dean Perry in Clemson athletic history in terms of All-Star game selections at the professional level. Dawkins was selected to the Pro Bowl nine times, while Perry played in six Pro Bowls.



FROM 1969-72, RUSTY GERHARDT HAD 34 WINS, SECOND-MOST IN SCHOOL HISTORY. HE AND MANY OTHER FORMER TIGERS HAVE CONTRIBUTED TO CLEMSON'S 2,641 WINS, NINTH-MOST IN DIVISION I HISTORY.

HEAD COACH JACK LEGGETT



JACK LEGGETT

Head Coach
21st Season at Clemson
35th Season Overall
Maine '76

Jack Leggett is no stranger to success. In 20 seasons, he has led Clemson to 887 victories (44.4 per season), 19 NCAA Tournament appearances, and six College World Series berths. Clemson is tied for the sixth-winningest program in the nation during his time as head coach.

The enthusiastic mentor, who will turn 60 on March 5, has not built up that win total against easy competition. Of his 887 wins, 231 (26 percent) have come against teams ranked in the top 25 of at least one of the three major polls. He also has 125 wins over top-10 teams, 68 victories in NCAA Tournament competition, and has directed Clemson to a winning record in ACC regular-season games in 19 of his 20 seasons in Tigertown.

For his accomplishments, he was inducted into the **ABCA** Hall of Fame on January 3, 2014 in Dallas, TX. Leggett joined six other inductees during **ABCA's** annual convention.

The South Burlington, VT native has been with the program since 1992. He served as recruiting coordinator and assistant head coach under Bill Wilhelm (1992,93). He was a major contributor to two teams that were ranked in the final top 20 and reached the NCAA Regionals. The Tigers also won the ACC Tournament title in 1993.

The word "championship" is also in the lexicon of terms when summarizing Leggett's 20 years as head coach in Tigertown. In 1994, Clemson won the ACC regular-season title and went on to win the tourney title as well. In 1995, the Tigers repeated as ACC regular-season champions and won the NCAA East Regional title.

The 1996 season brought Clemson another NCAA Regional title and a second consecutive berth to the College

World Series. In 1999, Clemson won four games in two days to capture the Fayetteville (AR) Regional. In 2006, the Tigers captured the Atlantic Division title with a 24-6 record and then won the ACC Tournament Championship.

The Tigers won regional titles in 2000, 2001, 2002, 2005, 2006, 2007, 2009, and 2010. Leggett guided Clemson to the College World Series in 2000, 2002, 2006, and 2010 as well.

Seven of the 20 years have seen the Tigers finish in the top 10 of all three major polls, and there has been at least one top-25 final ranking in 16 of 20 seasons under Leggett.

For his accomplishments, he was named ACC Coach-of-the-Year in his first two seasons (1994,95). He is one of a few coaches in ACC history, regardless of sport, to be named ACC Coach-of-the-Year in each of his first two seasons. He also earned the same honor in 2006 when Clemson won the ACC title.

His demeanor is one of aggressiveness and passion for the game. One can see Leggett sprinting to the third-base coaching box between innings and charging into the pre-game huddle to get his players fired up. He expects the same intensity and has gotten that out of his players.

His Tigers have shown excellence in all areas of the game. His first year (1994) as head coach was truly remarkable. With just three starters returning in the field, Clemson was unranked in the preseason top 20, but it quickly reached the top 20 of every poll with a two-game sweep of #9 Tennessee. Those were the first two of 19 wins over top-25 teams.

The 1994 Tigers (57-18) won a record 13 straight ACC games to open the season and ended the year with a 20-4 league ledger. After two wins over Miami (FL) in April of 1994, Clemson ascended to the #1 ranking in the nation according to **Collegiate Baseball**. It was just the second #1 ranking in school history.

Leggett's Tigers won the 1994 ACC regular-season title, then they captured the ACC Tournament title by winning four games against top-20 teams. It was just the fifth time in school history that the Tigers won the regular-season and ACC Tourney titles in one year. As a result, Clemson was rewarded as a regional host for the first time in 13 years.

Clemson was eliminated in the NCAA Regional, but it still concluded

1994 as the nation's winningest team. The summer following that season, Leggett was inducted into the University of Maine Hall of Fame.

In 1995, his Tigers had a 54-14 record due in part to an offense that was in the top 10 in the nation in scoring (8.4 runs per game). The team also had six players who would go on to play in the Major Leagues.

In 1996, the season ended with the Tiger pitching staff owning the best ERA (3.03) in the nation. With a record of 51-17, Clemson was fourth in the nation in wins. The 1996 team also produced eight Major League draft picks, including seven in the first 17 rounds. Included in those selections were pitchers Kris Benson, the #1 overall pick, and Billy Koch, the #4 overall pick. It was only the second time in the history of the draft, which dates to 1965, that one school produced two of the first five picks.

In 1998, Clemson reached #3 in the nation and finished as high as #19. In 1999, Clemson was 6-6 against top-10 teams even though just one of the games was at home. That squad won four elimination games in two days to capture the Fayetteville (AR) Regional title, then came one inning from advancing to Omaha, as the Tigers lost game-three in the College Station (TX) Super Regional against Texas A&M.

In 2000, Clemson climbed to the #1 ranking by **Collegiate Baseball** after opening the season 23-3. The Tigers traveled back to Omaha for the first time in four seasons. Clemson won a game in the College World Series after sweeping its way through the regional and super regional rounds. The Tigers ended

the year with a 51-18 record and finished second in the ACC. Clemson claimed 14 wins over top-25 teams, including 11 victories against top-10 teams.

THE LEGGETT FILE

Full Name: Jackson Scott Leggett

Born: March 5, 1954 in Bangor, ME

Education: Bachelor's degree in physical education and minor in history at Maine (1976) ... master's degree in teacher education at Vermont (1980).


Playing Experience: Four-year letterman (baseball) at Maine (1973-76) ... three-year letterman (football) at Maine (1974-76).

Coaching Experience: Head coach at Vermont (1978-82) ... head coach at Western Carolina (1983-91) ... assistant head coach at Clemson (1992,93) ... head coach at Clemson (1994-13).

Family: Son, Tanner, and daughter, Colby ... wife, Karen ... Karen has three daughters, Kyla, Kristen, and Kacie, and a son, Kenny.



JACK & KAREN LEGGETT



HEAD COACH JACK LEGGETT



The 2001 season saw Clemson triumph over adversity. The Tigers suffered a five-game losing streak along with the unexpected loss of seniors Patrick Boyd and Mike Proto to injury. But Clemson finished second in the ACC and was a step away from Omaha before being eliminated by eventual National Champion Miami (FL).

In 2002, Leggett received region coach-of-the-year honors by **ABCA**, as the Tigers were 54-17 and finished tied for third in the nation in Omaha. That team also featured eight draft picks, including unanimous National Player-of-the-Year Khalil Greene. Greene set the national career record for doubles (95) and finished second in hits (403).

The 2004 campaign was one of adversity overcome, as Clemson started 9-10 but went 18-4 in its next 22 games. The team played in the Athens (GA) Regional and overcame a seven-run deficit to defeat host Georgia to stay alive. But the Bulldogs rallied in the title game to claim the crown. He also coached nine Tigers who were picked in the 2004 draft.



The 2005 Tigers played one of their toughest schedules in history, which included 42 of their 66 games against teams that played in the NCAA Tournament. Clemson still managed to come within one win of a trip to the College World Series, falling in three games at Baylor in the Waco (TX) Super Regional. Clemson was 19-9 against top-25 ranked teams and won 21 ACC regular-season games, finishing in second place in the ACC standings.

In 2006, Clemson had the best ACC record and won the ACC Tournament title. The Tigers later advanced to the College World Series and finished ranked #5 in all three polls with a 53-16 record, including a 26-9 mark against top-25 ranked teams. Clemson had a 3.26 ERA, the sixth-best figure in the nation, one of many reasons Leggett was named ACC Coach-of-the-Year. Tyler Colvin and Andy D'Alessio were both first-team All-Americans, while Josh Cribb earned third-team All-America honors. Colvin (#13 overall pick) was one of 10 Tigers selected in the 2006 draft as well.

Clemson continued its postseason success in 2007 when it advanced to the Starkville (MS) Super Regional after winning the Myrtle Beach (SC) Regional with a 3-0 record. The squad had a 41-23 record and finished in the top 15 of the polls. D'Alessio tied the school record with 59 career homers. He was one of a school-record 11 draft picks, five of which were taken in the first three rounds. Lefthander Daniel Moskos was the #4 overall pick of the draft.

In 2009, Leggett directed the Tigers to another super regional after the Tigers won the Clemson Regional in dramatic fashion. The Tigers trailed 5-1 in the seventh inning of the championship game against Oklahoma State before they rallied for a 6-5 win thanks to Kyle Parker's two-out, two-run single in the eighth inning. Clemson did not lose more than two games in a row all season and finished #5 in the nation in ERA. The Tigers also had nine draft picks.

The 2010 squad overcame a midseason slump to advance to the College World Series for the sixth time under Leggett. Led by Parker, a first-team All-American, Clemson swept Florida State at home in the final weekend to capture the ACC Atlantic Division title. In the Auburn (AL) Regional, Clemson defeated Auburn twice in three games to advance to the Clemson Super Regional, where the Tigers topped Alabama twice in three games. In Omaha, Clemson won two games and reached the Final Four under Leggett, who was named **ABCA** Atlantic Region Coach-of-the-Year.

The 2011 Tigers started the season 14-12, but under Leggett's direction, Clemson finished the season 29-8 in its last 37 games. The Tigers were sixth in the nation in batting average (.318) and led the ACC by 14 points. Brad Miller was

LEGGETT'S COACHING RECORD

Year	School	Position(s)	W-L	NCAA
1978	Vermont	HC	11-9	
1979	Vermont	HC	12-11	
1980	Vermont	HC	12-16	
1981	Vermont	HC	22-15	
1982	Vermont	HC	18-10	
1983	Western Carolina	HC	25-20	
1984	Western Carolina	HC	37-20	
1985*	Western Carolina	HC	37-35	Regional
1986*	Western Carolina	HC	33-28	Regional
1987*	Western Carolina	HC	36-20	Regional
1988*	Western Carolina	HC	38-24	Regional
1989*	Western Carolina	HC	23-31	Regional
1990	Western Carolina	HC	37-25	
1991	Western Carolina	HC	36-26	
1992	Clemson	AHC,RC	50-14	Regional
1993*	Clemson	AHC,RC	45-20	Regional
1994*	Clemson	HC	57-18	Regional
1995	Clemson	HC	54-14	CWS
1996	Clemson	HC	51-17	CWS
1997	Clemson	HC	41-23	Regional
1998	Clemson	HC	43-16	Regional
1999	Clemson	HC	42-27	Super Regional
2000	Clemson	HC	51-18	CWS
2001	Clemson	HC	41-22	Super Regional
2002	Clemson	HC	54-17	CWS
2003	Clemson	HC	39-22	Regional
2004	Clemson	HC	39-26	Regional
2005	Clemson	HC	43-23	Super Regional
2006*	Clemson	HC	53-16	CWS
2007	Clemson	HC	41-23	Super Regional
2008	Clemson	HC	31-27-1	
2009	Clemson	HC	44-22	Super Regional
2010	Clemson	HC	45-25	CWS
2011	Clemson	HC	43-20	Regional
2012	Clemson	HC	35-28	Regional
2013	Clemson	HC	40-22	Regional

* - conference champion

Seasons as a full-time NCAA coach:	36
Winning seasons:	34
NCAA Tournament appearances:	26
Record as an assistant coach:	95-34 (.736)
Record as a head coach:	1264-716-1 (.638)

HEAD COACHING RECORD BY SCHOOL

School	Seasons	Years	W-L	Win %
Vermont	5	1978-82	75-61	.551
Western Carolina	9	1983-91	302-229	.569
Clemson	20	1994-13	887-426-1	.675
Totals	34	1978-91,94-13	1264-716-1	.638

CLEMSON HEAD COACHING RECORD


Year	Overall	ACC	Finish	NCAA
1994^	57-18	20-4	1st	Regional
1995	54-14	20-4	1st	CWS
1996	51-17	17-7	2nd	CWS
1997	41-23	13-10	4th	Regional
1998	43-16	14-9	T-2nd	Regional
1999	42-27	13-10	3rd	Super Regional
2000	51-18	17-7	2nd	CWS
2001	41-22	17-7	2nd	Super Regional
2002	54-17	16-8	4th	CWS
2003	39-22	15-9	T-3rd	Regional
2004	39-26	14-10	T-4th	Regional
2005	43-23	21-9	2nd	Super Regional
2006^	53-16	24-6	*1st	CWS
2007	41-23	18-12	*2nd	Super Regional
2008	31-27-1	11-18-1	*4th	-----
2009	44-22	19-11	*2nd	Super Regional
2010	45-25	18-12	*T-1st	CWS
2011	43-20	17-13	*2nd	Regional
2012	35-28	16-14	*3rd	Regional
2013	40-22	18-12	*3rd	Regional
Totals	887-426-1	338-192-1	19 NCAA Tourneys	

* - Atlantic Division; ^ - ACC Tournament Champion

named ACC Player-of-the-Year and a first-team All-American after leading the ACC in batting average (.395).

In 2012, the Tigers had five walkoff hits and set a school record with a .973 fielding percentage. Clemson won six games against top-10 teams, including three wins in four games against #1 Florida State. Clemson's first four batters in the lineup all earned All-ACC honors, including third-baseman Richie Shaffer, who was a first-team All-American.

HEAD COACH JACK LEGGETT



NCAA Tournament appearances on his resumé. So far, 110 of the players Leggett has brought to Tigertown have been drafted and/or signed a professional baseball contract.

But perhaps his most notable stat is a streak involving Omaha. Since he took over in 1994, every Tiger who has been in the program and on the postseason roster for four consecutive years has made at least one trip to the College World Series. Only one other school (Louisiana State) in the nation has a current streak as long as the Tigers' streak, which dates to the freshman from the 1988 season.

Prior to his move to Clemson, Leggett served as a head coach for 14 years (five at Vermont, nine at Western Carolina). He already had 377 career wins, 302 at Western Carolina and 75 at Vermont, before he came to Clemson.

Leggett led Western Carolina to five NCAA Tournaments (1985-89), five Southern Conference titles, and a top-30 ranking during his tenure as head coach. His 1988 team set the school record for wins, posting a 38-24 record, while the 1989 squad won its fifth-consecutive Southern Conference title. The Catamounts averaged 33 wins a season during his time in Cullowhee, NC, and his teams played in the conference title game in eight of the nine seasons.

The 1991 Catamounts posted a 36-26 record. One of the 36 wins came in a 9-7 victory over Clemson on March 31, one of just 10 losses the #4 Tigers had that year. Leggett was named **ABCA** Atlantic Region Coach-of-the-Year and Southern Conference Coach-of-the-Year in 1987. In 1989, he was appointed to the NCAA Division I Baseball Committee and served on the committee through the 1995 season.

In his tenure at Western Carolina, Leggett produced 35 First-Team All-SoCon players, six conference players-of-the-year, and had 16 players sign professional contracts. Of the Catamounts who played under him for four seasons, 100 percent graduated and more than 50 percent compiled a 3.0-or-better GPA. He was also inducted into the Western Carolina Athletic Hall of Fame in 2001.

Before going to Western Carolina for the 1983 season, Leggett spent five seasons at Vermont, where he turned the program into a consistent winner. He coached the Vermont club team in 1977, then organized and coached the school's first intercollegiate team in 1978. At age 23, Leggett was the youngest coach in the country. He had a winning season in his first year and had a 75-61 overall record at Vermont.

The 2013 Tigers had winning streaks of 11 and nine games during the second half of the season to finish with 40 wins. The squad finished the season ranked #25 in the nation in the coaches poll. Righthander Daniel Gossett had 10 wins, the first Tiger to do that since 2002.

Leggett has 1,264 career wins and is the nation's fifth-winningest active Division I head coach. He reached the 1,000-win mark in Clemson's 5-0 win at Maryland on March 25, 2007 to become just the 29th coach in Division I history to reach 1,000 career wins. At the age of 53, he also became the second-youngest coach to reach that mark.

Leggett has an 91-74 record against SEC teams as the Tiger head coach, including a 53-24 record at home.

Leggett enters the 2014 season with a career record of 1264-716-1, seven conference championships, and 24

LEGGETT VS. ACC & SEC

LEGGETT VS. ACC TEAMS AS CLEMSON HEAD COACH

Team	Overall	Home	Away	Neutral
Boston College	18-6	8-4	10-2	0-0
Duke	46-16-1	25-5	20-9-1	1-2
Florida State	35-41	19-11	10-20	6-10
Georgia Tech	42-34	21-8	10-20	11-6
Maryland	52-10	27-3	22-7	3-0
Miami (FL)	14-11	8-4	4-5	2-2
North Carolina	32-31	14-13	14-13	4-5
N.C. State	46-25	22-7	15-15	9-3
Virginia	32-30	17-10	13-14	2-6
Virginia Tech	17-5	9-0	8-4	0-1
Wake Forest	45-21	25-5	17-13	3-3
Totals	379-230-1	195-70	143-122-1	41-38

Note: Includes records vs. teams as ACC members.

LEGGETT VS. SEC TEAMS AS CLEMSON HEAD COACH

Team	Overall	Home	Away	Neutral
Alabama	4-1	3-1	0-0	1-0
Arkansas	3-1	2-1	1-0	0-0
Auburn	9-9	4-3	4-6	1-0
Georgia	25-18	14-5	11-13	0-0
Kentucky	3-0	3-0	0-0	0-0
Mississippi State	3-2	3-0	0-2	0-0
South Carolina	35-40	18-14	16-19	1-7
Tennessee	9-3	6-0	3-2	0-1
Totals	91-74	53-24	35-42	3-8

Note: Includes records vs. teams as SEC members.

Leggett graduated with honors from Maine in 1976, where he was an all-star performer in both baseball and football. He captained the 1976 Maine team that advanced to the College World Series, and he was a two-time All-Yankee Conference honoree in football as a defensive back and placekicker. He still holds the Maine record for the longest field goal, a 52-yarder.

Leggett has two children, son, Tanner, and daughter, Colby. Tanner lettered twice (2005,06) on the Clemson baseball team under Leggett and graduated with a degree in marketing in 2006, while Colby graduated from Ohio State.

Jack and Karen were married on August 6, 2005. Karen has four children, three daughters, Kyla, Kristen, and Kacie, and a son, Kenny.

JACK LEGGETT WAS HONORED DURING A BASKETBALL GAME BY DIRECTOR OF ATHLETICS DAN RADAKOVICH (LEFT) AND PRESIDENT JIM CLEMENTS (RIGHT) AFTER HE WAS INDUCTED INTO THE ABCA HALL OF FAME IN DALLAS, TX ON JANUARY 3, 2014.



LEGGETT BY THE NUMBERS

CLEMSON

3 Number of times Leggett has been named ACC Coach-of-the-Year (1994,95,06) as head coach at Clemson.

6 Number of times Leggett has led the Tiger program to the College World Series.

6 Clemson's ranking (tie) in terms of victories since Leggett became head coach of the Tiger program in 1994.

11 Number of first-round draft picks Clemson has had during Leggett's tenure.

18 Number of players Leggett has coached at Clemson who have played in the Major Leagues.

19 Number of times in 20 years Leggett has led Clemson to an NCAA Regional.

20 Number of weeks ranked #1 in the nation in at least one of the three major polls under Leggett.

30 Number of All-Americans Leggett has coached as head coach at Clemson.

52 The length of field goal in yards that Leggett booted as a placekicker at Maine in the 1970s. It is still the longest field goal by a Black Bear in history.

68 Number of NCAA Tournament games the Tigers have won in Leggett's tenure at Clemson.

110 Number of players Leggett has coached at Clemson who have either been drafted or signed a professional contract.

147 Number of weeks ranked in the top 10 of at least one of the three major polls under Leggett.

231 Number of wins Clemson has had against top-25 ranked teams in Leggett's tenure.

316 Number of weeks ranked in the top 25 of at least one of the three major polls under Leggett.

338 Number of ACC regular-season wins Leggett has totaled in 20 years at Clemson, an average of 17 per season.

887 Number of wins Leggett has totaled in 20 years at Clemson, an average of 44 per season.

1,264 Number of Leggett's wins in 34 years as a head coach.

1,314 Number of Leggett's games in 20 years at Clemson.

1,981 Number of Leggett's games in 34 years as a head coach.

9,603 Number of runs Clemson has scored in 20 years under Leggett.

WINNINGEST ACTIVE HEAD COACHES

Rk	Head Coach	Current School	Years	Wins
1.	Augie Garrido	Texas	42	1788
2.	Mike Martin	Florida State	34	1770
3.	Mark Marquess	Stanford	37	1495
4.	Jim Morris	Miami (FL)	32	1391
5.	Jack Leggett	Clemson	34	1264
6.	Jim Gilligan	Lamar	35	1245
7.	Pete Dunn	Stetson	34	1228
8.	John Anderson	Minnesota	32	1124
9.	Keith Guttin	Missouri State	31	1063
10.	Danny Hall	Georgia Tech	26	1062
11.	Paul Mainieri	Louisiana State	25	1000
12.	Wayne Graham	Rice	22	997
13.	Mike Gillespie	UC Irvine	26	996
14.	Andy Lopez	Arizona	25	956
15.	Fred Hill	Rutgers	30	941
16.	Tony Robichaux	Louisiana-Lafayette	27	937
17.	Bill Brown	George Mason	32	895
18.	Elliott Avent	N.C. State	25	873
19.	Roger Cadore	Southern	29	850
20.	Rick Jones	Tulane	20	804
21.	Gary McClure	Austin Peay	26	799
22.	Dave Van Horn	Arkansas	19	764
23.	Fred Jordan	The Citadel	22	746
24.	Paul Kostacopoulos	Navy	24	737
25.	Gary Gilmore	Coastal Carolina	18	729

Note: Only includes wins as a Division I head coach.

WINS (1994-13)

Rk	Team	Wins	Avg.
1.	Florida State	1013	50.7
2.	Rice	932	46.6
3.	Wichita State	931	46.6
4.	Louisiana State	912	45.6
5.	Cal State Fullerton	901	45.1
6.	Clemson	887	44.4
	Miami (FL)	887	44.4
8.	South Carolina	873	43.7
9.	North Carolina	871	43.6
10.	Georgia Tech	854	42.7
11.	Texas	849	42.5
12.	Arizona State	842	42.1
13.	Stanford	804	40.2
	Tulane	804	40.2
15.	Florida	801	40.1
16.	Oklahoma State	791	39.6
17.	Notre Dame	786	39.3
18.	Texas A&M	780	39.0
19.	Alabama	779	39.0
20.	Oral Roberts	778	38.9
21.	Coastal Carolina	776	38.8
22.	N.C. State	773	38.7
23.	Oklahoma	766	38.3
24.	Ohio State	761	38.1
25.	Arkansas	753	37.7

LEGGETT'S 231 TOP-25 WINS


Date	Opponent	Rank	Site	Score
2-19-94	Tennessee	9-15-NR	H	14-1
2-20-94	Tennessee	9-15-NR	H	4-2
3-25-94	Washington	22-19-16	N1	3-2
4-6-94	South Carolina	NR-NR-17	A	7-2
4-8-94	N.C. State	19-29-16	H	⁽¹⁰⁾ 10-8
4-9-94	N.C. State	19-29-16	H	9-5
4-10-94	N.C. State	19-29-16	H	6-5
4-22-94	North Carolina	NR-NR-22	A	11-1
4-24-94	North Carolina	NR-NR-22	A	3-2
4-26-94	Tennessee	11-13-14	A	3-2
4-29-94	Miami (FL)	4-3-3	H	7-5
5-1-94	Miami (FL)	4-3-3	H	⁽¹²⁾ 9-8
5-7-94	Florida State	2-5-3	H	5-2
5-8-94	Florida State	2-5-3	H	9-5
5-13-94	Georgia Tech	1-2-3	A	⁽¹⁰⁾ 9-8
5-15-94	Georgia Tech	1-2-3	A	7-4
5-19-94	N.C. State	24-NR-20	N2	17-5
5-20-94	Georgia Tech	2-3-2	N2	9-6
5-22-94	Florida State	8-13-8	N2	4-1
3-1-95	Tennessee	11-8-11	H	⁽¹⁰⁾ 6-4
3-2-95	Tennessee	11-8-11	H	7-6
3-4-95	Old Dominion ⁽¹⁾	21-NR-NR	H	10-5
3-4-95	Old Dominion ⁽²⁾	21-NR-NR	H	12-6
3-5-95	Old Dominion	21-NR-NR	H	7-1
3-7-95	James Madison	25-NR-NR	H	5-0
3-8-95	James Madison	25-NR-NR	H	16-6
3-21-95	Old Dominion	24-NR-NR	A	9-7
3-22-95	Old Dominion	24-NR-NR	A	4-2
4-14-95	N.C. State	NR-NR-25	A	⁽¹⁰⁾ 17-15
4-15-95	N.C. State	NR-NR-25	A	13-1
4-16-95	N.C. State	NR-NR-25	A	13-4
5-13-95	Miami (FL)	9-11-11	A	7-5
5-19-95	Florida State	5-7-6	N2	11-0
5-28-95	Alabama	19-17-16	H	7-4
2-16-96	South Florida	22-NR-NR	H	4-0
2-27-96	Tennessee	4-7-7	A	8-3
2-28-96	Tennessee	4-7-7	A	⁽¹⁰⁾ 10-4
4-26-96	N.C. State	18-20-17	H	14-0
5-4-96	Florida State	4-6-3	H	3-0
5-5-96	Florida State	4-6-3	H	2-1
5-6-96	Florida State	7-8-7	H	2-0
5-10-96	Georgia Tech	NR-18-NR	A	⁽¹⁰⁾ 9-8
5-12-96	Georgia Tech	NR-18-NR	A	9-2
5-24-96	Old Dominion	25-NR-NR	H	5-1
5-26-96	Tennessee	12-12-16	H	12-5
6-2-96	Oklahoma State	11-8-17	N3	⁽¹⁰⁾ 8-5
6-4-96	Alabama	1-2-3	N3	14-13
2-27-97	Cal State Northridge	23-19-25	N4	8-7
4-4-97	Florida State	9-7-8	A	10-7
4-15-97	Tennessee	8-11-9	H	13-5
4-25-97	Georgia Tech	18-6-10	H	7-4
5-15-97	Georgia Tech	11-4-6	N5	7-4
5-17-97	N.C. State	20-20-19	N5	⁽¹⁰⁾ 11-6
2-8-98	Auburn	11-22-10	N6	9-4

CLEMSON WON 19 GAMES AGAINST TOP-25 TEAMS IN 2002, INCLUDING WINS OVER #7 NEBRASKA AND #6 GEORGIA TECH IN THE COLLEGE WORLD SERIES.



4-1-98	South Carolina	8-8-9	A	6-4
4-17-98	N.C. State	NR-NR-24	H	⁽¹²⁾ 11-10
4-18-98	N.C. State	NR-NR-24	H	17-6
4-24-98	Florida State	11-11-10	H	2-1
4-25-98	Florida State	11-11-10	H	5-4
5-9-98	North Carolina ⁽²⁾	24-NR-NR	A	8-1
5-10-98	North Carolina	24-NR-NR	A	7-6
2-25-99	Washington	NR-24-NR	N4	13-12
4-3-99	Miami (FL)	8-6-6	N7	7-5
4-10-99	Florida State	1-1-1	A	8-4
4-21-99	South Carolina	20-22-20	H	5-4
4-23-99	Georgia Tech	NR-19-21	H	24-4
4-24-99	Georgia Tech	NR-19-21	H	13-8
4-25-99	Georgia Tech	NR-19-21	H	6-5
5-9-99	North Carolina	12-10-14	H	20-7
5-10-99	North Carolina	15-14-18	H	5-4
5-22-99	Florida State	3-2-3	N8	8-7
5-29-99	Arkansas	10-8-10	A	12-4
6-5-99	Texas A&M	2-6-5	A	10-3
1-28-00	Rice	14-7-7	N9	3-1
1-29-00	Miami (FL)	5-5-4	N9	4-0
3-14-00	East Carolina	22-17-21	H	7-0
4-1-00	North Carolina	10-13-8	A	10-2
4-15-00	Wake Forest ⁽¹⁾	12-11-15	H	⁽¹²⁾ 6-5

4-15-00	Wake Forest ⁽²⁾	12-11-15	H	5-4
4-30-00	Georgia Tech	8-5-11	A	13-12
5-6-00	Florida State	2-2-2	H	8-7
5-7-00	Florida State	2-2-2	H	5-4
5-8-00	Florida State	7-4-4	H	7-4
5-18-00	Florida State	8-8-4	N7	8-4
6-2-00	Mississippi State	14-10-14	H	11-4
6-3-00	Mississippi State	14-10-14	H	9-4
6-9-00	San Jose State	12-7-NR	N3	10-6
3-3-01	South Carolina	7-4-6	A	7-4
3-23-01	Wake Forest	20-24-20	A	⁽¹²⁾ 4-1
3-25-01	Wake Forest	20-24-20	A	9-1
4-20-01	Georgia Tech	9-11-7	H	3-0
4-21-01	Georgia Tech	9-11-7	H	5-1
2-22-02	Auburn	NR-NR-25	H	7-4
2-23-02	Auburn	NR-NR-25	H	8-5
2-24-02	Auburn	NR-NR-25	H	6-5
3-2-02	South Carolina	5-4-4	A	9-7
3-3-02	South Carolina	5-4-4	H	⁽¹⁰⁾ 11-10
4-12-02	North Carolina	21-13-24	A	⁽¹⁰⁾ 11-7
4-13-02	North Carolina	21-13-24	A	4-2
4-24-02	South Carolina	5-5-6	A	4-1
4-27-02	Wake Forest	3-5-3	H	5-3
4-28-02	Wake Forest	3-5-3	H	4-0
5-4-02	Georgia Tech	13-13-9	A	12-9
5-22-02	Georgia Tech	10-9-7	N5	10-0
5-25-02	Wake Forest	5-2-4	N5	8-6
6-1-02	East Carolina	NR-NR-22	H	4-2
6-2-02	East Carolina	NR-NR-22	H	21-1
6-8-02	Arkansas	25-18-NR	H	8-7
6-9-02	Arkansas	25-18-NR	H	7-4
6-14-02	Nebraska	9-7-13	N3	11-10
6-16-02	Georgia Tech	8-6-9	N3	9-7
2-22-03	Auburn ⁽¹⁾	16-23-16	A	11-8
3-1-03	South Carolina	10-6-7	H	8-0
3-29-03	N.C. State ⁽²⁾	17-16-21	A10	12-10
4-2-03	South Carolina	NR-22-20	A	4-2
4-11-03	Florida State	3-2-2	A	8-4
4-25-03	Georgia Tech	7-4-4	H	⁽¹⁰⁾ 9-7
4-26-03	Georgia Tech	7-4-4	H	10-5
4-27-03	Georgia Tech	7-4-4	H	11-3
3-12-04	Auburn	7-12-9	H	14-9
4-7-04	South Carolina	6-9-7	H	9-4
4-14-04	South Carolina	6-13-6	A	13-5
4-16-04	North Carolina	20-10-17	A	2-1
4-18-04	North Carolina	20-10-17	A	⁽¹⁰⁾ 4-2
5-3-04	Florida State	NR-24-NR	H	18-9
5-7-04	Central Florida	24-NR-NR	H	8-5
5-26-04	North Carolina	NR-23-20	N11	7-6
6-6-04	Georgia ⁽¹⁾	11-10-20	A	10-9
2-25-05	California-Irvine	18-20-24	H	3-2
2-26-05	California-Irvine	18-20-24	H	5-4
2-27-05	California-Irvine	18-20-24	H	10-2
3-19-05	North Carolina	13-9-14	H	9-1
3-20-05	North Carolina	13-9-14	H	7-3
3-29-05	Coastal Carolina	NR-25-NR	H	14-5
3-30-05	Coastal Carolina	NR-25-NR	H	8-1
4-3-05	Florida State ⁽²⁾	17-6-10	A	7-3



OF JACK LEGGETT'S 231 TOP-25 WINS AS HEAD COACH OF THE TIGERS, 125 HAVE BEEN RECORDED AT DOUG KINGSMORE STADIUM.



LEGGETT'S 231 TOP-25 WINS



OVER 26 PERCENT (231 OF 887) OF JACK LEGGETT'S WINS IN 20 SEASONS AT CLEMSON HAVE COME AGAINST TOP-25 TEAMS. HE ALSO HAS 125 TOP-10 WINS AND 60 TOP-FIVE VICTORIES.

4-13-05	South Carolina	8-5-4	H	12-2	3-6-09	North Carolina	3-3-2	A	(10)5-4
4-20-05	South Carolina	13-13-8	A	7-5	3-21-09	Florida State	NR-NR-24	A	(11)8-7
4-30-05	Georgia Tech	7-6-8	H	6-5	4-11-09	Miami (FL) ⁽²⁾	10-10-5	H	9-1
5-17-05	College of Charleston	NR-20-24	H	8-5	4-12-09	Miami (FL)	10-10-5	H	9-6
5-19-05	Miami (FL)	4-7-4	H	15-5	4-21-09	Coastal Carolina	NR-23-19	H	5-3
5-20-05	Miami (FL)	4-7-4	H	9-2	4-25-09	Georgia Tech	7-4-7	H	8-5
5-21-05	Miami (FL)	4-7-4	H	6-2	4-26-09	Georgia Tech	7-4-7	H	6-3
5-26-05	Miami (FL)	12-13-8	N12	9-1	5-23-09	North Carolina	6-4-4	N8	(11)4-3
5-27-05	N.C. State	18-NR-23	N12	5-4	3-5-10	South Carolina	15-22-23	H	4-3
6-4-05	College of Charleston	NR-22-22	H	6-0	3-7-10	South Carolina	15-22-23	A	19-6
6-11-05	Baylor	6-6-10	A	4-2	3-27-10	Virginia ⁽¹⁾	1-2-2	A	8-5
3-5-06	South Carolina	9-15-12	H	6-4	5-20-10	Florida State	7-11-8	H	9-8
3-10-06	Kansas	25-NR-NR	H	7-2	5-21-10	Florida State	7-11-8	H	8-4
3-12-06	Kansas	25-NR-NR	H	4-3	5-22-10	Florida State	7-11-8	H	8-3
3-24-06	N.C. State	20-20-12	H	9-5	5-29-10	Georgia Tech	11-9-6	N13	9-3
3-25-06	N.C. State	20-20-12	H	4-2	6-5-10	Auburn	14-14-16	A	5-2
3-26-06	N.C. State	20-20-12	H	6-2	6-7-10	Auburn	14-14-16	A	13-7
3-29-06	Georgia	22-19-21	H	10-7	6-13-10	Alabama	NR-16-NR	H	19-5
3-31-06	Miami (FL)	25-11-13	A	8-6	6-14-10	Alabama	NR-16-NR	H	8-6
4-1-06	Miami (FL)	25-11-13	A	6-2	6-21-10	Arizona State	2-1-1	N3	6-3
4-2-06	Miami (FL)	25-11-13	A	14-1	6-22-10	Oklahoma	11-6-13	N3	6-4
4-5-06	South Carolina	2-1-2	A	3-2	3-6-11	South Carolina	4-6-4	H	10-5
4-12-06	South Carolina	7-9-7	H	10-5	4-29-11	Georgia Tech	12-9-11	H	4-2
4-14-06	Georgia Tech	14-11-10	A	7-6	5-1-11	Georgia Tech	12-9-11	H	3-1
5-12-06	Florida State	17-15-13	H	9-1	5-20-11	Florida State	4-9-6	A	7-4
5-13-06	Florida State	17-15-13	H	(10)4-3	5-21-11	Florida State	4-9-6	A	8-5
5-14-06	Florida State	17-15-13	H	11-2	5-25-11	Georgia Tech	11-8-15	N8	9-0
5-16-06	College of Charleston	21-NR-NR	H	1-0	6-4-11	Coastal Carolina	NR-21-NR	H	12-7
5-18-06	Wake Forest	NR-22-NR	H	26-1	3-4-12	South Carolina	3-2-3	H	6-5
5-19-06	Wake Forest	NR-22-NR	H	6-0	3-27-12	Georgia	25-NR-18	A	10-5
5-20-06	Wake Forest	NR-22-NR	H	7-3	3-30-12	Miami (FL)	12-7-8	H	3-1
5-25-06	Georgia Tech	11-16-7	N12	3-2	3-31-12	Miami (FL)	12-7-8	H	3-1
5-27-06	Georgia Tech ⁽²⁾	11-16-7	N12	16-11	4-13-12	N.C. State	22-17-21	H	(12)7-6
5-28-06	N.C. State	NR-NR-25	N12	8-4	5-12-12	Florida State	1-1-1	H	7-2
6-9-06	Oral Roberts	19-14-NR	H	11-8	5-14-12	Florida State ⁽¹⁾	1-6-1	H	9-7
6-10-06	Oral Roberts	19-14-NR	H	6-5	5-25-12	Florida State	1-5-1	N13	9-7
6-16-06	Georgia Tech	7-7-4	N3	8-4	3-2-13	South Carolina	7-7-8	N2	6-3
3-7-07	Coastal Carolina	17-NR-25	H	4-0	3-8-13	N.C. State	9-8-14	A	10-5
4-22-07	Virginia	6-8-7	H	2-1	3-9-13	N.C. State	9-8-14	A	7-4
4-25-07	South Carolina	9-10-5	H	14-5	3-16-13	Virginia	22-12-13	H	7-6
4-27-07	Georgia Tech	24-19-NR	H	(11)3-2	4-1-13	North Carolina	1-1-1	A	(11)5-4
4-28-07	Georgia Tech	24-19-NR	H	10-3	4-26-13	Georgia Tech ⁽¹⁾	20-21-19	H	11-3
5-12-07	Florida State	2-2-2	A	7-6	4-26-13	Georgia Tech ⁽²⁾	20-21-19	H	(11)4-3
5-13-07	Florida State	2-2-2	A	11-6	5-16-13	Florida State	9-9-8	A	8-2
5-23-07	Miami (FL)	NR-25-NR	N12	(13)5-4	N1 - Honolulu, HI; N2 - Greenville, SC; N3 - Omaha, NE; N4 - Las Vegas, NV; N5 - Saint Petersburg, FL; N6 - Kissimmee, FL; N7 - Fort Mill, SC; N8 - Durham, NC; N9 - Lake Buena Vista, FL; A10 - Kinston, NC; N11 - Salem, VA; N12 - Jacksonville, FL; N13 - Greensboro, NC; Note: Rankings by Baseball America, Collegiate Baseball, USA Today; home wins in bold.				
5-26-07	Florida State	3-3-4	N12	5-1					
6-3-07	Coastal Carolina	10-12-12	A	11-8					
6-4-07	Coastal Carolina	10-12-12	A	15-3					
3-18-08	Coastal Carolina	21-NR-21	H	9-6					
5-11-08	Georgia Tech	NR-25-NR	A	16-6					
5-24-08	Georgia Tech	NR-NR-24	N12	10-4					

LEGGETT VS. TOP-25 TEAMS

Opponent	Top 25	Top 10	Top 5	#1
Alabama	4-1	1-0	1-0	1-0
Arizona State	1-2	1-2	1-2	1-0
Arkansas	3-1	1-0		
Auburn	8-7	2-2		
Baylor	1-2	1-2		
Cal State Fullerton	0-1	0-1	0-1	
Cal State Northridge	1-1			
California-Irvine	3-0			
Central Florida	1-3			
Charleston, College of	3-0			
Coastal Carolina	8-1	2-0		
Connecticut	0-2			
East Carolina	3-1			
Florida State	35-41	30-37	20-26	4-5
Georgia	3-6	1-4	0-2	0-2
Georgia Southern	0-2			
Georgia Tech	36-29	25-20	11-10	2-1
James Madison	2-0			
Kansas	2-1			
Louisiana-Lafayette	0-1	0-1		
Miami (FL)	17-15	13-15	8-10	0-2
Mississippi State	2-2	2-0		
Nebraska	1-0	1-0		
North Carolina	19-26	11-21	3-9	1-2
N.C. State	18-10			
Notre Dame	0-1			
Oklahoma	1-0	1-0		
Oklahoma State	1-1	1-1		
Old Dominion	6-0			
Oral Roberts	2-0			
Rice	1-1	1-1		
San Jose State	1-0	1-0		
South Alabama	0-1			
South Carolina	22-35	17-28	9-22	1-1
South Florida	1-2			
Southern California	0-1	0-1	0-1	
Stanford	0-2	0-2	0-1	0-1
Tennessee	9-3	7-2	2-1	
Texas A&M	1-2	1-2	1-2	
Virginia	3-11	2-7	1-2	1-2
Virginia Tech	0-1			
Wake Forest	10-8	3-1	3-1	
Washington	2-1			
Winthrop	0-1			
Totals	231-226	125-150	60-90	11-16

Note: Only includes records as Clemson's head coach; **bold** denotes 2014 opponent.

LEGGETT VS. ALL COMPETITION

Opponent	Overall	Win %	UV	WCU	CU
Alabama	4-1	.800			4-1
Alabama-Birmingham	2-1	.667			2-1
American	1-0	1.000	1-0		
Appalachian State	21-10	.677		18-10	3-0
Arizona State	1-2	.333			1-2
Arkansas	3-1	.750			3-1
Arkansas State	1-0	1.000			1-0
Auburn	15-21	.417		6-12	9-9
Augusta	1-1	.500		1-1	
Austin Peay State	2-1	.667		2-1	
Baylor	1-2	.333			1-2
Birmingham-Southern	2-0	1.000			2-0
Boston College	19-7	.731		1-1	18-6
Bridgeport	1-1	.500	1-1		
California	1-2	.333			1-2
California State-Fullerton	0-1	.000			0-1
California State-Northridge	1-1	.500			1-1
California-Irvine	3-0	1.000			3-0
Campbell	16-17	.485		16-17	
Carson-Newman	11-4	.733		11-4	
Central Florida	5-3	.625			5-3
Charleston Southern	11-0	1.000			11-0
Charleston, College of	17-1	.944			17-1
Charlotte	6-6	.500		1-4	5-2
Cincinnati	1-0	1.000			1-0
Citadel, The	38-15	.717		31-14	7-1
Clarkson	6-0	1.000	6-0		
Clemson	3-15	.167		3-15	
Coastal Carolina	29-6	.829			29-6
Connecticut	5-6	.455	5-4		0-2
Creighton	1-1	.500			1-1
Dartmouth	2-0	1.000	2-0		
Davidson	23-11	.676		21-11	2-0
Dayton	1-0	1.000			1-0
Delaware	1-0	1.000			1-0
Duke	46-16-1	.738			46-16-1
East Carolina	5-10	.333		0-3	5-7
East Tennessee State	21-6	.778		17-6	4-0
Eastern Connecticut State	0-3	.000	0-3		
Eastern Kentucky	15-8	.652		15-8	
Eastern Michigan	2-1	.667			2-1
Elon	15-9	.625		1-3	14-6
Fairfield	3-4	.429	3-4		
Florida	3-9	.250		3-9	
Florida Atlantic	1-1	.500			1-1
Florida Gulf Coast	3-1	.750			3-1
Florida International	2-3	.400		2-3	
Florida State	35-41	.461			35-41
Fresno State	1-1	.500			1-1
Furman	52-12	.813		29-7	23-5
Gardner-Webb	8-0	1.000			8-0
George Mason	8-1	.889			8-1
Georgia	28-30	.483		3-12	25-18
Georgia Southern	21-11	.656		6-6	15-5
Georgia Tech	45-39	.541		3-5	42-34
Grand Canyon	2-0	1.000			2-0
Hawaii	1-0	1.000			1-0
Hawaii-Hilo	3-0	1.000			3-0
High Point	17-4	.810		15-4	2-0
Holy Cross	4-2	.667	3-2		1-0
Illinois	1-1	.500		0-1	1-0
Indiana State	0-1	.000		0-1	
Iona	0-2	.000	0-2		



Jacksonville	1-0	1.000			1-0
James Madison	10-2	.833	0-2		10-0
Kansas	2-1	.667			2-1
Kansas State	3-0	1.000			3-0
Kentucky	3-0	1.000			3-0
La Salle	0-1	.000		0-1	
Lewis-Clark State	0-1	.000			0-1
Liberty	4-5	.444		3-0	1-5
Louisiana-Lafayette	0-1	.000			0-1
Maine	18-18	.500	2-13	1-4	15-1
Marshall	8-5	.615		8-5	
Maryland	52-10	.839			52-10
Massachusetts	5-4	.556	5-4		
Memphis	2-1	.667			2-1
Mercer	5-1	.833			5-1
Miami (FL)	19-21	.475		0-1	19-20
Miami (OH)	1-0	1.000			1-0
Michigan State	4-0	.000			4-0
Middle Tennessee	3-2	.600		1-2	2-0
Middlebury	7-1	.875	7-1		
Milligan	4-0	1.000		4-0	
Mississippi State	4-4	.500		1-2	3-2
Missouri State	2-1	.667			2-1
Morehead State	5-0	1.000			5-0
Navy	1-0	1.000			1-0
Nebraska	1-0	1.000			1-0
Nevada	1-1	.500			1-1
Nevada-Las Vegas	4-4	.500			4-4
New Hampshire	5-4	.556	4-4		1-0
New York Tech	3-0	1.000			3-0
Newberry	3-0	1.000		3-0	
North Adams State	4-0	1.000	4-0		
North Carolina	32-34	.485		0-3	32-31
North Carolina A&T	1-0	1.000			1-0
North Carolina State	53-43	.552	7-18	46-25	
North Carolina-Asheville	18-2	.900		14-2	4-0
North Carolina-Greensboro	2-0	1.000			2-0
North Carolina-Wilmington	7-1	.875			7-1
Northeastern	2-2	.500	2-2		
Northwestern	2-0	1.000			2-0
Norwich	8-1	.889	8-1		
Notre Dame	0-1	.000			0-1
Ohio	9-1	.900		3-0	6-1
Ohio State	2-3	.400		2-2	0-1
Oklahoma	1-0	1.000			1-0
Oklahoma State	3-4	.429		0-2	3-2
Old Dominion	19-2	.905		1-0	18-2
Oral Roberts	3-0	1.000			3-0
Oregon State	2-2	.500			2-2
Pacific	3-0	1.000			3-0

LEGGETT'S MILESTONE WINS

Win	Date	Opponent	Score
*1	4-21-1978	Connecticut	12-4
^100	5-1-1983	The Citadel⁽²⁾	(8)2-1
^200	4-13-1986	The Citadel	12-4
^300	4-22-1989	Appalachian State	11-10
400	3-23-1994	Hawaii	7-3
500	3-8-1996	Virginia Tech	8-4
600	3-14-1998	Maine⁽²⁾	19-11
700	4-23-2000	Duke	12-8
800	5-13-2002	Virginia	5-3
900	3-26-2005	Maryland ⁽¹⁾	(13)6-4
1000	3-25-2007	Maryland	5-0
1100	5-31-2009	Oklahoma State	15-1
1200	3-21-2012	Elon	4-2
1264	6-1-2013	Saint Louis	10-2

CLEMSON

Win	Date	Opponent	Score
1	2-12-1994	Western Carolina⁽¹⁾	3-1
100	4-29-1995	Georgia Tech	6-1
200	5-14-1997	Wake Forest	8-6
300	3-8-2000	William & Mary	10-6
400	3-27-2002	Coastal Carolina	6-2
500	4-25-2004	N.C. State	9-6
600	5-25-2006	Georgia Tech	3-2
700	4-5-2009	Duke	10-1
800	5-7-2011	Gardner-Webb⁽²⁾	12-0
887	6-1-2013	Saint Louis	10-2

* - as Vermont's head coach; ^ - as Western Carolina's head coach;
Note: Home wins in bold.

Piedmont	4-1	.800		4-1	
Presbyterian College	5-2	.714			5-2
Princeton	1-0	1.000			1-0
Providence	2-3	.400	2-2	0-1	
Purdue	4-0	1.000		1-0	3-0
Radford	3-1	.750		3-1	
Rhode Island	2-6	.250	2-6		
Rice	2-2	.500			2-2
Richmond	2-1	.666			2-1
Sacred Heart	1-0	1.000			1-0
Saint John's	2-0	1.000		1-0	1-0
Saint Lawrence	2-3	.400	2-3		
Saint Louis	1-0	1.000			1-0
Saint Michael's	8-0	1.000	8-0		
San Jose State	1-0	1.000			1-0
Seton Hall	2-0	1.000			2-0
Siena	3-2	.600	1-2		2-0
Slippery Rock	2-0	1.000		2-0	
South Alabama	2-2	.500			2-2
South Carolina	38-48	.442		3-8	35-40
South Carolina-Aiken	0-3	.000		0-3	
South Carolina-Upstate	9-2	.818		6-2	3-0
South Florida	2-2	.500			2-2
Southeastern Massachusetts	0-1	.000	0-1		
Southern California	0-1	.000			0-1
Southern Mississippi	1-0	1.000			1-0
Stanford	0-2	.000			0-2
Stetson	3-0	1.000			3-0
Stonehill	2-0	1.000	2-0		
Tennessee	11-8	.579		2-5	9-3
Tennessee Tech	7-0	1.000		2-0	5-0
Texas A&M	1-3	.250		0-1	1-2
Texas State	0-1	.000			0-1
Texas Tech	1-2	.333			1-2
Texas-Arlington	1-0	1.000			1-0
Virginia	34-30	.531	2-0		32-30
Virginia Commonwealth	2-0	1.000	2-0		
Virginia Military	12-2	.857		12-2	
Virginia Tech	21-8	.724		1-3	20-5
Wake Forest	46-22	.676		1-1	45-21
Washington	2-1	.667			2-1
West Chester State	0-2	.000	0-2		
West Virginia	2-0	1.000			2-0
Western Carolina	30-10	.750			30-10
Western Kentucky	2-0	1.000		2-0	
Westfield State	0-1	.000	0-1		
William & Mary	5-1	.833			5-1
Winthrop	10-4	.714		3-0	7-4
Wofford	19-2	.905		7-2	12-0
Wright State	6-0	1.000			6-0
Totals	1264-716-1	.638	75-61	302-229	887-426-1

Note: Bold denotes 2014 opponent.




CLEMSON HEAD COACH JACK LEGGETT AND GEORGIA TECH HEAD COACH DANNY HALL HAVE FACED EACH OTHER 76 TIMES SINCE 1994. HOWEVER, THE TWO TEAMS WILL NOT MEET IN THE 2014 REGULAR SEASON FOR THE FIRST TIME SINCE 1973.

LEGGETT'S COACHING TREE

Coach	Current/Last Team	Title	*Year(s)	^Coach	^Player
Erik Bakich	Michigan	Head Coach	2013,14	2002	
Andy Barlow	MIT	Head Coach	2004-14		1982
Scott Berney	Southern Connecticut	Assistant Coach	2005,06		2000
Toby Bicknell	Air Force	Assistant Coach	2011-14	2007,08	
Wilson Boyd	Winthrop	Assistant Coach	2012,13		2007-10
Kyle Bunn	East Tennessee State	Assistant Coach	2012-14	2008,09	
Tim Corbin	Vanderbilt	Head Coach	2003-14	1994-02	
Tomas Cruz	Wingate	Assistant Coach	2012,13		2009,10
Bill Currier	Fairfield	Head Coach	2012-14	1985,86	1979-81
Kevin Erminio	Kennesaw State	Assistant Coach	2007-14	1996-98	
Stephen Faris	Clemson	Assistant Coach	2014		2004-06
Jim Farrell	Vermont	Assistant Coach	2008		1979-81
Ben Hall	Winthrop	Assistant Coach	2012-14		2005,06
Mike Hampton	Saint John's	Assistant Coach	2001-14	1999	1994
Rodney Hennon	Georgia Southern	Head Coach	2000-14		1990,91
Jeff Hourigan	Connecticut	Assistant Coach	2012-14		2002,03
Bill Jarman	East Carolina	Assistant Coach	2007-10	1989-91	
Michael Johnson	Clemson	Assistant Coach	2009-13	2009-13	2000-03
Jeff Kane	Holy Cross	Assistant Coach	2010-14		1998,99
Gregg Kilby	Maryland	Assistant Coach	2001-04	1994,95	
Keith LeClair	East Carolina	Head Coach	1997-02	1989-91	1985-88
Bradley LeCroy	Clemson	Assistant Coach	2003-05,11-14	2003-05,11-14	1997-00
Matthew LeCroy	Washington (Nationals)	Assistant Coach	2014		1995-97
Paul Menhart	Syracuse (Nationals)	Assistant Coach	2014		1988-90
David Miller	William & Mary	Assistant Coach	2012		1993-95
Darryl Morhardt	George Washington	Assistant Coach	2007		1983
Kevin O'Sullivan	Florida	Head Coach	2008-14	1999-07	
John Pawlowski	San Diego State	Assistant Coach	2014	1994-98	
Dan Pepicelli	Clemson	Assistant Coach	2010-14	2010-14	
Matt Raleigh	Carolina (Marlins)	Manager	2008		1989-91
Todd Raleigh	Tennessee	Head Coach	2008-11		1988-91
Mike Rhue	Northern Colorado	Assistant Coach	2007,08		1998,00
Tom Riginos	Winthrop	Head Coach	2011-14	2003-10	
Keith Shumate	Louisburg	Head Coach	2013,14		1986-88
Tim Sinicki	Binghamton	Head Coach	1993-14		1987,88
Mike Tidick	Georgia Southern	Assistant Coach	2000-12		1990,91
Russell Triplett	Newberry	Head Coach	2011-14	2006	2001-04
Adam Walker	University of the Cumberlands	Assistant Coach	2007-10		2003,04
Adam Ward	Charleston Southern	Assistant Coach	2012-14		2007-09

* - with current/last team; ^ - under Jack Leggett as a head coach; Note: Active coaches in bold.




TEN OF JACK LEGGETT'S FORMER PLAYERS OR ASSISTANTS ARE CURRENTLY HEAD COACHES AT THE COLLEGIATE LEVEL.



ERIK BAKICH

Michigan Head Coach (2013,14)
Clemson Assistant Coach (2002)



TIM CORBIN

Vanderbilt Head Coach (2003-14)
Clemson Assistant Coach (1994-02)



RODNEY HENNON

Georgia Southern Head Coach (2000-14)
Western Carolina Player (1990,91)



KEVIN O'SULLIVAN

Florida Head Coach (2008-14)
Clemson Assistant Coach (1999-07)



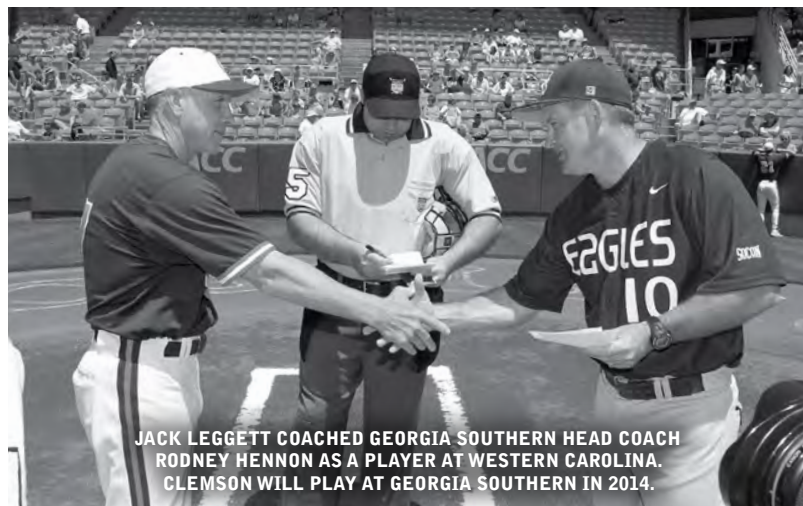
TOM RIGINOS

Winthrop Head Coach (2011-14)
Clemson Assistant Coach (2003-10)



TIM SINICKI

Binghamton Head Coach (1993-14)
Western Carolina Player (1987,88)



JACK LEGGETT COACHED GEORGIA SOUTHERN HEAD COACH RODNEY HENNON AS A PLAYER AT WESTERN CAROLINA. CLEMSON WILL PLAY AT GEORGIA SOUTHERN IN 2014.

ASSOCIATE HEAD COACH DAN PEPICELLI

24



DAN PEPICELLI

Associate Head Coach
5th Season at Clemson
19th Season Overall
SUNY Cortland '90

Dan Pepicelli is in his fifth year with the Tiger program as the pitching coach and second as the associate head coach. Pepicelli (pronounced peh-pih-SEH-lee) spent nine seasons (2001-09) as the head coach at Saint John Fisher College in Rochester, NY.

In his first year at Clemson in 2010, Pepicelli molded the young pitching staff into a consistent group that was a big reason the Tigers reached the College World Series. He became Clemson's first pitching coach in history to lead a staff to Omaha in his first year in the program.

In 2010, Pepicelli coached Casey Harman, who had an 8-4 record and 3.86 ERA in 121.0 innings pitched over 19 starts. He had a 2.73 ERA and 27 strikeouts against four walks in 29.2 innings pitched in the 2010 NCAA Tournament. Pepicelli also developed Alex Frederick, who was seldomly used in 2009, to become Clemson's top reliever in the 2010 NCAA Tournament. Frederick had a save in both of the Tigers' wins in Omaha.

The 2011 Tiger pitching staff had a 3.32 ERA and .239 opponents' batting average. Clemson also had a 2.66 strikeout-to-walk ratio, the third-best mark in school history.

During one stretch of the season, Tiger hurlers combined to pitch 37.0 innings in a row without allowing an earned run. Pepicelli molded righthander Justin Sarratt into one of the ACC's best pitchers as a fifth-year player, as he had a 7-2 record and 2.57 ERA along with 65 strikeouts against only 14 walks on the season.

In 2012, his pitchers had a 3.90 team ERA. Reliever Scott Firth led the staff with a 4-0 record, three saves, and a 2.09 ERA, the best mark by a Tiger since 1998. Starter Kevin Brady had a 2.54 ERA, while Pepicelli coached Daniel Gossett to one of the best seasons by a Tiger freshman pitcher in recent history. The righthander had a 6-3 record, two saves, and a team-high 87 strikeouts.

The 2013 Tiger pitching staff had a 3.21 ERA and eight shutouts. Both marks were the best by the Tigers since 1996. It was led by Gossett, who was 10-4 with a 2.56 ERA and 91 strikeouts in 98.1 innings pitched over 16 starts. Gossett, who earned All-ACC honors, became the first Tiger with 10 victories since 2002. Matthew Crownover earned freshman All-America honors by going 7-3 with a team-best 2.19 ERA and only 17 walks in 70.0 innings pitched as well.

During a 13-game stretch from February 17 to March 13 in 2013, Clemson allowed three earned runs or less in each contest. That included six games against top-10 teams, only one of which was at home. It was the Tigers' longest-such streak since 2006.

At Saint John Fisher, Pepicelli, who also served as pitching coach during his tenure with the Cardinal program, led it to a 200-136-1 (.595) record. In the program's first 13 years, it had just three winning seasons. But in Pepicelli's nine seasons with the Cardinals, he directed them to seven winning seasons and one .500 campaign.

Pepicelli received national attention for his team's act of sportsmanship in 2008. In the ninth inning against visiting SUNY Oswego in the ECAC title game, a line-drive foul ball struck a Laker coach in the temple. Despite the fact the Cardinals were trailing 9-5, Pepicelli and the team elected to concede the game, effectively ending any chance at back-to-back NCAA Tourney berths. Saint John Fisher was honored by the Committee on Sportsmanship &

THE PEPICELLI FILE

Full Name: Daniel James Pepicelli


Born: May 18, 1967 in Schenectady, NY

Education: Bachelor's degree in economics/management science at SUNY Cortland (1990).

Playing Experience: Two-year letterman at Mohawk Valley Community College (1986,87) ... one-year letterman at SUNY Cortland (1989) ... one-year letterman at SUNY College at Oneonta (1990).

Coaching Experience: Assistant coach at Hartwick (1996-98) ... head coach at Hartwick (1999,00) ... head coach at Saint John Fisher (2001-09) ... assistant coach at Clemson (2010) ... assistant head coach at Clemson (2011,12) ... associate head coach at Clemson (2013).

Family: Wife, Robyn ... the couple has a daughter, Mia (3).



Ethical Conduct with the NCAA's All-Divisions Sportsmanship Award for its courageous decision.

Prior to Saint John Fisher, he was the head coach at Hartwick in 1999 and 2000 after serving as an assistant coach at Hartwick from 1996-98.

The 1990 graduate of SUNY Cortland, who earned a degree in economics/management science, was an all-region and all-conference selection during his playing days. In 1986 and 1987, he played at Mohawk Valley (NY) Community College, where he was an all-region selection.

Pepicelli transferred to SUNY Cortland, where he played in 1989. Pepicelli then played at SUNY College at Oneonta in 1990, where he was an all-conference pick.

Pepicelli, who will turn 47 on May 18, is married to the former Robyn Malloy, who served as an assistant coach with the Syracuse women's soccer program from 2005-09. She was a player on the 1995 National Championship soccer team at Monroe Community College in Rochester, NY and was a two-time captain at Syracuse (1996,97). She was later a coach at Monroe Community College when it won two national titles.

The couple has a daughter, Mia (3). Pepicelli was born May 18, 1967 in Schenectady, NY.

PEPICELLI'S COACHING RECORD

Year	School	Position(s)	W-L	NCAA
1996	Hartwick	AC	17-16-1	
1997	Hartwick	AC	15-17	
1998	Hartwick	AC	10-22	
1999	Hartwick	HC	9-22	
2000	Hartwick	HC	12-18	
2001	Saint John Fisher	HC	19-14	
2002	Saint John Fisher	HC	15-19	
2003	Saint John Fisher	HC	16-16	
2004	Saint John Fisher	HC	27-14	
2005	Saint John Fisher	HC	22-15	
2006	Saint John Fisher	HC	26-14	
2007	Saint John Fisher	HC	28-13	Division III
2008	Saint John Fisher	HC	25-14-1	
2009	Saint John Fisher	HC	22-17	
2010	Clemson	AC	45-25	CWS
2011	Clemson	AHC	43-20	Regional
2012	Clemson	AHC	35-28	Regional
2013	Clemson	AHC	40-22	Regional


Seasons as a full-time NCAA coach:.....18

Winning seasons:.....12

NCAA Tournament appearances:.....5

Record as an assistant coach:.....205-150-1 (.577)

Record as a head coach:.....221-176-1 (.557)



DAN & ROBYN PEPICELLI WITH MIA



ASSISTANT HEAD COACH BRADLEY LeCROY

2



BRADLEY LeCROY

Assistant Head Coach • Recruiting Coordinator
7th Season at Clemson
14th Season Overall
Clemson '01

Bradley LeCroy is in his seventh year as an assistant coach and second as the assistant head coach with the Tiger program. He is in his second stint, as he served as a volunteer assistant coach at Clemson from 2003-05. LeCroy (pronounced luh-CROY) also serves as recruiting coordinator along with duties as hitters and outfielders coach.

LeCroy's 2012 recruiting class (2013 newcomers) was rated #5 in the nation by **Collegiate Baseball**, while his 2013 recruiting class (2014 newcomers) was rated #16 in the nation by **Baseball America**. That was a big reason he was rated as the ninth-best assistant coach in the nation by **Baseball America** prior to the 2013 season.

In his first season back at Clemson in 2011, the Tigers were sixth in the nation in batting average (.318) and led the ACC by 14 points. Clemson was also sixth in the nation in walks, 11th in runs, 14th in slugging percentage, and tied for 14th in stolen bases. LeCroy coached All-ACC outfielders Jeff Schaus and Will Lamb in 2011.

The 2012 Tigers had a league-high four offensive players earn All-ACC honors, which were the first four batters (Steve Wilkerson, Thomas Brittle, Richie Shaffer, Phil Pohl) in the lineup during most of the season. Shaffer, who hit .336 with a .480 on-base percentage, was a first-team All-American, while Brittle had a 22-game hitting streak and made countless highlight-reel catches in centerfield.

In 2013, LeCroy's hitters combined for an ACC-high 111 stolen bases, the most by the Tigers since 2000. Shane Kennedy and Wilkerson earned All-ACC honors, while Steven Duggar was named a freshman All-American.

LeCroy spent three seasons (2008-10) as Tennessee's infielders coach and recruiting coordinator. Prior to his stint in Knoxville, LeCroy served at Western Carolina in 2006 and 2007. Prior to his three years as the volunteer assistant coach at Clemson, LeCroy was an assistant coach at nearby Anderson (SC) during the 2001 and 2002 seasons.

During his tenure at Tennessee, he put together a pair of signing classes that ranked among the best in the nation. In 2008, his signing class was rated #28 in the country by **Collegiate Baseball**, then his 2009 signing class was ranked #14 in the nation according to **Baseball America**. He led Western Carolina's offense to heights not seen in recent history. In 2007, the Catamounts were in the top 11 in the nation in runs per game, homers per game, slugging percentage, doubles per game, and batting average. Western Carolina had a 7-2 combined record against the ACC, Big Ten Conference, and SEC in 2007 and had a school-record five players picked in the draft.

During the 2005 season, the last of his three years as the volunteer assistant at Clemson, LeCroy contributed to the Tigers' third-consecutive NCAA Tournament appearance and a trip to the Waco (TX) Super Regional.

In 2004, the Tigers hit 73 homers and 149 doubles. He coached Brad McCann to an All-America season, as the third baseman hit .379 with 16 homers and 65 RBIs.

The 2003 season was his first coaching at Clemson. The Tigers had a .326 batting average in ACC regular-season games, the best mark in the ACC by 19 points. LeCroy coached four all-conference players in 2003, all of which comprised the Tigers' starting infield.

LeCroy was an assistant coach at Anderson in 2001 and 2002. In

THE LeCROY FILE

Full Name: Bradley James LeCroy
Born: February 1, 1978 in Anderson, SC
Education: Bachelor's degree in education at Clemson (2001).
Playing Experience: Four-year letterman at Clemson (1997-00).
Coaching Experience: Assistant coach at Anderson (SC) (2001,02) ... volunteer assistant coach at Clemson (2003-05) ... assistant coach at Western Carolina (2006,07) ... assistant coach/recruiting coordinator at Tennessee (2008-10) ... assistant coach/recruiting coordinator at Clemson (2011,12) ... assistant head coach/recruiting coordinator at Clemson (2013).
Family: Wife, Meredith ... the couple has two sons, Crew (3) and Cooper (1).



2001, he coached David Mattox, who was drafted in the 11th round by the Mets. In 2002, the Trojans led the Division II ranks with 41 triples.

LeCroy earned four letters at Clemson from 1997-00. He was a valuable utility player who hit .266 in 173 career games and 395 at-bats. He was the everyday starting shortstop on the 1999 team that came one inning from advancing to the College World Series. He was the starting shortstop alongside future National Player-of-the-Year Khalil Greene, who was the starting third baseman on that 1999 squad. LeCroy was also a member of Clemson's 2000 College World Series team and a member of four NCAA Tournament teams as a Tiger.

LeCroy, 36, earned his bachelor's degree in education from Clemson in May of 2001. He was a three-sport star at nearby Walhalla (SC) High School, earning all-state honors in baseball, basketball, and football.

LeCroy is married to the former Meredith Chandler. She was a four-time letterwinner in tennis at Clemson from 1996-99, was named ACC Outstanding Senior Female Scholar Athlete in 1999, and was an NCAA Outstanding Sportsman-of-the-Year National nominee that same season. She received a bachelor's degree in English from Clemson, graduating Magna Cum Laude, and a master's degree in professional communications from Clemson.

The couple has two sons, Crew (3) and Cooper (1). LeCroy was born February 1, 1978 in Anderson, SC.

LeCROY'S COACHING RECORD

Year	School	Position(s)	W-L	NCAA
2001	Anderson (SC)	AC,RC	19-32	
2002	Anderson (SC)	AC,RC	30-26	
2003	Clemson	VA	39-22	Regional
2004	Clemson	VA	39-26	Regional
2005	Clemson	VA	43-23	Super Regional
2006	Western Carolina	AC	33-27	
2007	Western Carolina	AC	42-20	Regional
2008	Tennessee	AC,RC	27-29	
2009	Tennessee	AC,RC	26-29	
2010	Tennessee	AC,RC	30-26	
2011	Clemson	AC,RC	43-20	Regional
2012	Clemson	AC,RC	35-28	Regional
2013	Clemson	AHC,RC	40-22	Regional

Seasons as a full-time NCAA coach: 13
Winning seasons: 10
NCAA Tournament appearances: 7
Record as an assistant coach: 446-330 (.575)
Record as a head coach: 0-0



BRADLEY & MEREDITH LeCROY WITH CREW & COOPER

VOLUNTEER ASSISTANT COACH STEPHEN FARIS

49

STEPHEN FARIS

Volunteer Assistant Coach
1st Season at Clemson
1st Season Overall
Clemson '13

Stephen Faris is in his first year on the Tiger coaching staff in a full-time capacity in 2014, serving as the volunteer assistant coach. His duties include assisting with the pitching staff and on-campus recruiting. Faris was a starting righthander on three Clemson teams (2004-06) before playing four seasons in the minor leagues.

Faris served as a student assistant coach at Clemson in 2013, assisting Pitching Coach Dan Pepicelli. The pitching staff had a 3.21 ERA, Clemson's best mark since 1996.

As a Tiger, he had a 16-10 record and a 3.24 ERA in 242.0 innings pitched over 55 appearances (33 starts). He had 189 strikeouts against 56 walks, good for a 3.38 strikeout-to-walk ratio, fifth-best in school history. He also had a 2.08 walks-per-nine-innings-pitched mark, third-best in Tiger history.

After pitching limited innings as a freshman in 2004, Faris emerged as a versatile pitcher with a 6-4 record, a team-best 2.60 ERA, and one save while allowing just one homer in 20 appearances (10 starts) to earn Second-Team All-ACC honors. The highlight of his 2005 season came against #4 South

THE FARIS FILE


Full Name: Stephen Wayne Faris
Born: June 30, 1984 in Richmond, VA
Education: Bachelor's degree in sport management and minor in business administration at Clemson (2013).
Playing Experience: Three-year letterman at Clemson (2004-06) ... played four seasons (2006-09) in the minor leagues with the Padres farm system.
Family: Single.

Carolina when he pitched a complete game five-hitter to earn the win. He received ACC Pitcher-of-the-Week honors.

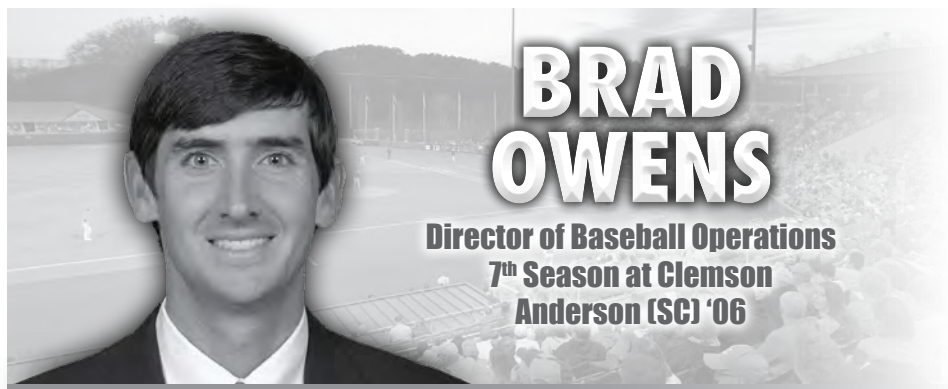
As a junior in 2006, Faris had a 9-3 record and a team-best 2.36 ERA in a team-high 103.0 innings pitched over 18 starts on Clemson's College World Series team that finished the season ranked #5 in the nation. He added 86 strikeouts against only 20 walks, good for a 4.30 strikeout-to-walk ratio.

In four seasons in the minor leagues, Faris had a 23-24 record and a 4.24 ERA in 411.2 innings pitched over 99 appearances (69 starts). He reached as high as AAA in 2007 with the Portland (OR) Beavers of the Padres organization.

The 29-year-old Faris, a two-time member of the ACC Academic Honor Roll during his time as a player, received his degree in sport management with a minor in business administration from Clemson in 2013. He was born June 30, 1984 in Richmond, VA.



DIRECTOR OF BASEBALL OPERATIONS BRAD OWENS



BRAD OWENS

Director of Baseball Operations
7th Season at Clemson
Anderson (SC) '06

Brad Owens is in his seventh season with the Tiger program, serving as director of baseball operations. He is in charge of all team travel and camps for the program along with handling many other administrative duties.

The 30-year-old native of Barnwell, SC attended nearby Anderson (SC) University, where he was a four-time letterman. The righthanded middle reliever lettered from 2003-06 and served as team captain during his senior season. In his four-year career, he made 52 appearances (one start) on the mound and pitched 73.0 innings.

In both 2005 and 2006, he won the Trojan Challenge, the squad's offseason conditioning competition. Owens was also a member of the Carolinas-Virginia Athletic Conference All-Academic team as a senior and was a Dean's List student for three years.

During his playing days, Owens worked in a variety of roles at Anderson. He was a sports information department

intern and later an assistant. Owens was also a residence advisor in the Anderson Residence Life Department.

In the summer of 2006, Owens was an operations assistant for the Greenville (SC) Drive (Boston Red Sox affiliate). He also served as a player development intern for the Red Sox during the 2007 season, including duties performed at spring training in Fort Myers, FL.

During the 2006-07 academic year, Owens served as an administrative graduate assistant for the Student-Athlete Enrichment Programs in Vickery Hall on the Clemson campus. Owens provided academic advising for student-athletic staff members, including monitoring of grades along with assistance with registration, general guidance, and daily communication with coaching staffs of various sports.

Owens, who had a 3.30 GPA in his career as an undergraduate, received a bachelor of science degree in business management from Anderson in May of 2006. He later



earned his master's degree from Clemson in human resource development in May of 2008. Owens was born September 2, 1983 in Augusta, GA.

CLEMSON TIGER SPORTS NETWORK

Tiger Baseball will be broadcast over the airwaves in 2014 thanks to the Clemson Tiger Sports Network, a property of Learfield Sports. The official Clemson sports network has broadcast a regular-season baseball package since 1991.

The Clemson Tiger Sports Network will broadcast 36 regular-season games in the 2014 season. It will broadcast the 30 ACC games, three games against South Carolina, both games against Georgia, and the home game against

Furman. The network will also broadcast all postseason contests.

The broadcasts will begin 30 minutes prior to the start of each game, as it will have comments and strategies from Head Coach Jack Leggett.

Additionally, WCCP (104.9 FM) in Clemson will broadcast the other 20 regular-season games. All baseball radio broadcasts are available at ClemsonTigers.com via TigerCast. For a complete list of radio assignments, see page 1.

CTSN BASEBALL AFFILIATES

Location	Station	Frequency	Schedule
Barnwell, SC	WDOG	1460 AM	USC
Camden, SC	WCAM	1590 AM	Network
	WPUB	102.7 FM	Network
Charleston, SC	WQSC	1340 AM	USC, Weekend
Charlotte, NC	WZGV	730 AM	Partial
Clemson, SC	WCCP	104.9 FM	All
Clinton, SC	WLBG	860 AM	Weekend
Columbia, SC	WZMJ	93.1 FM	USC, Postseason
Greenwood, SC	WCRS	1450 AM	ACC
Hampton, SC	WBHC	92.1 FM	Weekend
Lincolnton, NC	WLON	1050 AM	Partial
Loris, SC	WLSC	1240 AM	USC, Weekend
Newberry, SC	WKDK	1240 AM	Network
Union, SC	WBCU	1460 AM	USC

Note: Flagship station in **bold**; all correspondence concerning network clearances, advertising, and formatting should be directed to **Gerry Dickey** via phone at (864) 654-5544 or via email at gddickey@clemsontigersp.com.



CLEMSON

TIGER
PROPERTIES
SPORTS

BULLPEN CATCHERS



TYLER CROCKER
1st Season
Jr. • Moore, SC
Secondary Education



BEN WHITMIRE
1st Season
So. • Lexington, SC
Turfgrass



MARCUS CURRY (2011-13)
BECAME CLEMSON'S
FIRST BULLPEN CATCHER
UNDER ASSOCIATE HEAD
COACH DAN PEPICELLI.


STUDENT EQUIPMENT MANAGERS




CHAS WILLIAMS
3rd Season
Jr. • Taylors, SC
Financial Management




BROCK BYERS
3rd Season
Jr. • Shelby, NC
Packaging Science



ZACH LEAL
1st Season
Jr. • Rancho Cucamonga, CA
Prerehabilitation Sciences



LUKAS DANIEL
2nd Season
So. • Hemingway, SC
Health Science



ETHAN FORBES
2nd Season
So. • Manning, SC
Accounting


TIGER BAT GIRLS



RACHEL ABERNATHY
2nd Season
So. • Powder Springs, GA
Psychology



HANNAH BURLESON
4th Season
Gr. • North Augusta, SC
Human Resource Development



SUMMER FRANKLIN
2nd Season
Jr. • Mount Pleasant, SC
Biological Sciences



KATYE GILLILAND
2nd Season
Jr. • North Augusta, SC
Nursing



MARIA GRAMMER
2nd Season
So. • Columbia, SC
Microbiology



MORGAN HOLLEY
2nd Season
So. • McBee, SC
Communication Studies



MALLORY JOHNSON
2nd Season
Jr. • North Myrtle Beach, SC
General Engineering



RAEGAN McCULLOCH
2nd Season
So. • Iva, SC
Food Science



SYDNEY RUNYANS
2nd Season
So. • Little River, SC
Health Science



SARAH JO SKELTON
2nd Season
Jr. • Seneca, SC
Special Education

SUPPORT STAFF



ROBERTA BALLIET

Administrative Coordinator

Roberta Balliet, a native of Muncy, PA, is in her 13th year at Clemson. She serves as administrative coordinator for 16 sports, coordinates the Tiger Bat Girls, and is the housing coordinator for the athletic department.

Balliet served as an assistant in the athletic department at Muncy High School, where she was head coach of the cheerleaders for many years. Her squads won numerous awards, locally, regionally, state-wide, and nationally. She also served as game manager for women's basketball and scorekeeper for men's basketball.

Balliet owned and operated a Bed & Breakfast for several years. She served as President of the Muncy Area Chamber of Commerce and was a member of the Board of Directors of the Lycoming County Chamber of Commerce and the Muncy Business Association.

Balliet graduated from Muncy High School, where she was a cheerleader and member of the swim team. After graduation, she studied in Sweden, where she graduated from Kunghogskolan with a degree in humanistics.

She is a widow and mother of two sons, Andy (Clemson '98 (deceased)) and Keith, and a daughter-in-law, Corina. Balliet is a grandmother of two, Luke (12) and Ava (9).



BRIAN HENNESSY

Senior Associate Athletic Communications Director

Brian Hennessy is in his 13th year as a senior associate athletic communications director at Clemson. The Clemson, SC native also worked as a student and graduate assistant in the athletic communications office for six years (1995-00).

Hennessy is responsible for all athletic communications operations for baseball and is the secondary contact for football. He has written and edited the baseball guide (1998-00, 03-14) and football guide (2002-13). He has received numerous honors from **CoSIDA**, including a #4 national ranking for his 2000 baseball guide, a #2 national ranking for his 2005 baseball guide, and a #7 national ranking for his 2009 baseball guide. The 2005 baseball media guide cover was rated #1 in the nation as well.

Hennessy, who also has been responsible for layout and editing of the football gameday programs since 2002, teamed with Tim Bourret to rank #2 in the nation for the 2008 and 2012 football program series.

He graduated from Clemson with a bachelor's degree in civil engineering ('98) and later received a master's degree in transportation engineering ('00). He also graduated from Daniel High School ('94), where he played baseball and basketball. He was born January 6, 1976 in Woodbury, NJ.



TRAVIS JOHNSTON

Assistant Athletic Trainer

Travis Johnston is in his sixth year as an assistant athletic trainer working with the Clemson baseball program. He also oversees the athletic training needs of the Tiger diving team.

Johnston returned to Tigertown in July of 2008 after a three-year stint at Auburn as an assistant athletic trainer. At Auburn, he was responsible for the athletic training efforts for the baseball program during the 2005-07 seasons and for football in the 2007 season. He was also responsible for overseeing the graduate assistants and interns within Auburn's sports medicine program.

Johnston earned a bachelor's degree from Clemson in parks, recreation, & tourism management in 2001. While with the Clemson program, he worked as a student assistant in the athletic training room from 1999-02. Johnston worked as a graduate assistant at Auburn from 2003-05 and earned a master's degree in administration of higher education.

Johnston earned his certification as an athletic trainer in 2003. He is also a member of the National Athletic Trainers' Association (NATA) as well as the South Carolina Athletic Trainers' Association.



DENNIS LOVE

Director of Strength & Conditioning

Dennis Love is in his fifth year as director of Olympic sports strength & conditioning. In his position, he oversees all Olympic strength assistant coaches, graduate assistants, student assistants, and volunteers. He works directly with the baseball, volleyball, and men's & women's soccer squads.

In his first year working with the team, he assisted the Tigers as they played in the 2010 College World Series.

Prior to earning a full-time position at Clemson, Love served as a graduate assistant for three years under Director Joey Batson. He is certified by the National Association of Speed & Explosion and the College Strength & Conditioning Coaches Association.

Before arriving in Clemson, Love spent two years as a strength & conditioning coach at Catawba and interned at the Athletes Performance Institute in Tempe, AZ.

Love graduated with a degree in recreation in 2000 and earned his master's degree in student affairs with an emphasis in counseling from Clemson in 2008.

A native of Cheraw, SC, he played football and baseball at Catawba in Salisbury, NC.



LINDSEY RICKETTS

Associate Director of Athletic Academic Services

Lindsey Ricketts, a native of Pendleton, SC, is in her third season serving as the athletic academic advisor for the baseball team. Ricketts also serves as the advisor for the men's soccer & volleyball squads.

Ricketts is no stranger to the Clemson baseball program, as she served as a Tiger Bat Girl during the 2001-06 seasons while a student at Clemson.

Prior to advising, she worked at the Student-Athlete Enrichment Programs as an administrative assistant, where she coordinated the class attendance program and handled textbooks/supplies for scholarship student-athletes.

Prior to her full-time status, Ricketts worked as a student worker and a graduate assistant in Vickery Hall.

In 2004, Ricketts earned a bachelor of science degree in marketing, with an emphasis in sports, from Clemson. In 2006, she went on to receive a master's degree in human resource development, with a specialty in educational counseling, from Clemson.

Ricketts' father, Robert, was a long-standing administrator and associate athletic director in the Clemson athletic department as well.



MIKE WILSON

Director of Equipment


Mike Wilson is in his ninth year with the Clemson equipment room, fourth year working with Clemson baseball, and first year as director of Olympic sports equipment. Better known as "House," Wilson served as a graduate assistant equipment manager for football at Clemson (2002-04) and student equipment manager for football at Clemson (1999-02).

Wilson is a 2002 and 2004 graduate of Clemson, as he earned his undergraduate degree in sociology and his masters in human resource development.

He is a certified equipment manager and member of the Athletic Equipment Managers Association. He is married to the former Meredith Fant of Union, SC.




RADIO/TELEVISION ROSTER



1
MALEE GIBSON
OF • So.
Sumter, SC



2
BRADLEY LeCROY
Assistant Head Coach
7th Season



3
TYLER KRIEGER
INF • So.
Johns Creek, GA



4
ELI WHITE
INF • Fr.
Easley, SC



5
JOE COSTIGAN
OF • Sr.
Naples, FL



6
ANDREW COX
1B/OF • *Fr.
Belton, SC



7
JACK LEGGETT
Head Coach
21st Season



8
WESTON WILSON
INF • Fr.
High Point, NC




9
STEVEN DUGGER
OF • So.
Moore, SC



10
MIKE DUNSTER
INF • Sr.
Greenwich, CT




11
SHANE KENNEDY
OF/INF • Sr.
Orlando, FL




12
JON MCGIBBON
1B • Sr.
Lindenhurst, NY



13
JAY BAUM
INF/OF • Jr.
Alpharetta, GA



15
GLENN BATSON
3B/1B • Fr.
Greenville, SC



16
JOHN MULKEY
OF • *Fr.
Greenwood, SC




17
STEVE WILKERSON
INF • Sr.
Roswell, GA




18
TYLER SLATON
OF • Jr.
Cumming, GA



19
BRODY KOERNER
RHP • So.
Concord, NC




20
DREW MOYER
RHP • Fr.
Gilbert, SC



21
KEVIN POHLE
RHP • *Jr.
Saint Louis, MO



22
WALES TONEY
RHP • *Fr.
Anderson, SC



23
DANIEL GOSSETT
RHP • Jr.
Lyman, SC



24
DAN PEPICELLI
Associate Head Coach
5th Season



25
CHRIS OKEY
C • Fr.
Mount Dora, FL



26
REED ROHLMAN
OF • Fr.
Moore, SC



27
ADAM HOSLER
RHP • *Fr.
Clemson, SC




29
JACKSON CAMPANA
RHP • So.
Charlotte, NC




30
GARRETT BOULWARE
C • Jr.
Anderson, SC



32
CLATE SCHMIDT
RHP • So.
Acworth, GA



33
ZACK ERWIN
LHP • So.
Duluth, GA



35
MIKE TRILLER
OF • So.
Rutland, VT



36
MATT CAMPBELL
RHP • Sr.
Alpharetta, GA



37
ALEX BOSTIC
LHP/OF • Fr.
Matthews, NC



39
JAKE LONG
RHP • *Jr.
Anderson, SC




40
KYLE SCHNELL
RHP • Jr.
Alpharetta, GA



41
HUNTER HILL
LHP • Fr.
Little Mountain, SC



42
CLAY BATES
RHP • *Jr.
Rock Hill, SC



43
PATRICK ANDREWS
RHP • Jr.
Hilton Head Island, SC



44
MATTHEW CROWNOWER
LHP • So.
Ringgold, GA



47
TUCKER BURGESS
RHP • Fr.
Liberty, SC



48
GARRETT LOVORN
RHP • *Fr.
Pendleton, SC



49
STEPHEN FARIS
Volunteer Assistant Coach
1st Season



TYLER CROCKER
Bulpen Catcher • So.
Moore, SC



BEN WHITMIRE
Bulpen Catcher • So.
Lexington, SC



BRAD OWENS
Director of Operations
7th Season



TRAVIS JOHNSTON
Athletic Trainer
6th Season



MIKE WILSON
Equipment Manager
4th Season



DENNIS LOVE
Strength & Conditioning Coach
5th Season

MEET THE TIGERS



DANIEL GOSSETT
2014 PRESEASON ALL-AMERICAN

CLEMSON

VETERAN BIOS

43



PATRICK ANDREWS

RHP • R-R • 6-4 • 235 • Jr. • 2VL
Hilton Head Island, SC
Hilton Head Prep School
Mechanical Engineering

Righthander who has served predominantly as a long reliever during his career ... has one of the team's hardest fastballs ... in 67.0 innings pitched over 43 appearances (one start) and two seasons, he has a 3-4 record, two saves, and a 4.03 ERA while allowing 59 hits (.238 opponents' batting average), two homers, and 25 walks with 50 strikeouts ... two-time ACC Academic Honor Roll member.

2013 (SOPHOMORE)

ACC Academic Honor Roll member ... had a 1-1 record and a 2.87 ERA in 23 appearances (one start) ... in 37.2 innings pitched, he allowed 30 hits (.217 opponents' batting aver-

age) and 10 walks with 25 strikeouts ... did not throw a wild pitch ... had a 2.51 ERA and .212 opponents' batting average along with eight strikeouts against three walks in 14.1 innings pitched over 10 relief appearances in ACC regular-season games ... in 34.2 innings pitched over his 22 relief appearances, he was 1-0 with a team-best 2.08 ERA and allowed 25 hits (.200 opponents' batting average) and nine walks with 22 strikeouts ... held lefthanded batters to a .163 batting average ... in 27.2 innings pitched after the sixth inning, he allowed only 17 hits (.172 opponents' batting average), three earned runs (0.98 ERA), and five walks with 17 strikeouts ... pitched 1.1 hitless and scoreless innings in relief in the second game of a doubleheader against Wright State on Feb. 23 ... pitched 3.0 innings in relief, allowing two hits and no earned runs against Wofford on Mar. 6 ... pitched a perfect ninth inning in the second game of a doubleheader against Duke on Mar. 23 ... pitched 2.0 scoreless innings in relief of two-hit ball at Georgia on Mar. 26 ... pitched 2.0 innings in relief, allowing one hit, no runs, and no walks at Boston College on Apr. 6 ... pitched 1.1 perfect innings in relief with two strikeouts to earn the win at Western Carolina on Apr. 9 ... pitched 3.2 innings in relief, allowing two hits, one run, and one walk with three strikeouts in the second game of a doubleheader against #19 Georgia Tech on Apr. 26 ... pitched 1.2 hitless and scoreless innings in relief against #9 N.C. State in the ACC Tournament on May 22 ... pitched 2.0 scoreless innings in relief with five strikeouts against #3 North Carolina in the ACC Tournament on May 24 ... pitched 3.0 innings in relief, allowing one hit, no runs, and no walks with four strikeouts against Liberty in the Columbia Regional on June 2 ... #16 college prospect in South Carolina for the 2014 draft in the pre-season by **Perfect Game** ... played for Hyannis in the Cape Cod League in the summer, where he was 2-1 with a 3.80 ERA and 19 strikeouts against four walks in 23.2 innings pitched over five appearances (three starts).

ANDREWS' CAREER HIGHS

Total IP	6.2	Florida State	(2)5-14-12
Scoreless IP	3.0	Liberty	6-2-13
Hits	6	Florida State	(2)5-14-12
Runs	4	many (3)	-----
Earned Runs	4	many (2)	-----
Walks	5	Florida State	(2)5-14-12
Strikeouts	5	North Carolina	5-24-13

2012 (FRESHMAN)

ACC Academic Honor Roll member ... had a 2-3 record, two saves, and a 5.52 ERA in 20 relief appearances ... in 29.1 innings pitched, he allowed 29 hits (.264 opponents' batting average), including only one homer, and 15 walks with 25 strikeouts ... had a 3.31 ERA, two saves, and a .222 opponents' batting average in 16.1 innings pitched over eight relief appearances in ACC regular-season games ... had a 1-0 record, one save, a 3.12 ERA, .219 opponents' batting average, and six strikeouts against no walks in 8.2 innings pitched over six relief appearances away from home ... registered a 1-0 record, one save, a 3.57 ERA, and .190 opponents' batting average in 17.2 innings pitched over eight relief appearances against top-25 ranked teams ... only allowed five of his 21 inherited baserunners to score ... pitched a hitless and scoreless eighth inning with three strikeouts in his first career appearance against Maine on Feb. 25 ... pitched 1.1 hitless and scoreless innings in relief against #6 North Carolina on Mar. 10 ... pitched 1.1 perfect innings in relief with two strikeouts at #18 Georgia on Mar. 27 ... pitched 2.0 scoreless innings in relief of one-hit ball with one strikeout to record his first career save against #7 Miami (FL) on Mar. 31 ... pitched 1.2 perfect innings in relief with two strikeouts against #17 N.C. State on Apr. 14 ... pitched 0.2 scoreless innings in relief to earn his first career win against Charleston Southern on Apr. 17 ... pitched 6.2 innings in relief, allowing six hits and three runs with two strikeouts in the second game of a doubleheader against #1 Florida State on May 14 ... retired all four batters he faced with one strikeout to earn the win against #1 Florida State in the ACC Tournament on May 25 ... played for Florence in the Coastal Plain League in the summer, where he had a 3-4 record with a 5.30 ERA in 37.1 innings pitched over seven starts; he did not allow a home run and totaled 37 strikeouts against 18 walks.

BEFORE CLEMSON

Rated as the #153 player in the nation and #6 player in South Carolina according to **Perfect Game** ... #13 player and #3 pitcher in South Carolina according to **Diamond Prospects** ... SCISA Player-of-the-Year during his senior season ... SCISA all-state selection during his junior and senior seasons ... all-region selection during his sophomore, junior, and senior seasons ... team MVP as a junior and senior ... set the career school record for wins and strikeouts ... all-region selection in football as a junior and senior ... lettered five times in baseball, three times in football, and three times in basketball at Hilton Head Prep School, where he was coached by Nathan Stevens.

PERSONAL

Majoring in mechanical engineering ... born Patrick Connor Andrews on Mar. 26, 1993 in Poughkeepsie, NY.

ANDREWS' CAREER STATS

OVERALL

Year	ERA	W-L	APP	GS	CG	SHO/CBO	SV	IP	H	R	ER	BB	SO	AB	O/BA	WP	HBP	BK	PO	A	E	Fld%
2012	5.52	2-3	20	0	0	0/0	2	29.1	29	22	18	15	25	110	.264	7	3	0	1	3	0	1.000
2013	2.87	1-1	23	1	0	0/3	0	37.2	30	15	12	10	25	138	.217	0	3	1	2	5	0	1.000
Totals	4.03	3-4	43	1	0	0/3	2	67.0	59	37	30	25	50	248	.238	7	6	1	3	8	0	1.000

ACC REGULAR SEASON

Year	ERA	W-L	APP	GS	CG	SHO/CBO	SV	IP	H	R	ER	BB	SO	AB	O/BA	WP	HBP	BK	PO	A	E	Fld%
2012	3.31	0-0	8	0	0	0/0	2	16.1	12	6	6	8	6	54	.222	2	1	0	1	2	0	1.000
2013	2.51	0-0	10	0	0	0/1	0	14.1	11	4	4	3	8	52	.212	0	1	1	1	1	0	1.000
Totals	2.93	0-0	18	0	0	0/1	2	30.2	23	10	10	11	14	106	.217	2	2	1	2	3	0	1.000



VETERAN BIOS

42



CLAY BATES

RHP • R-R • 6-0 • 205 • *Jr. • 2VL
Rock Hill, SC
Northwestern HS
Health Science

BATES' CAREER HIGHS

Total IP	2.0	many (3)	-----
Scoreless IP	2.0	many (2)	-----
Hits	4	Western Carolina	4-4-12
Runs	3	Western Carolina	4-4-12
Earned Runs	3	Western Carolina	4-4-12
Walks	2	Morehead State	3-19-13
Strikeouts	2	Georgia	4-11-12

fall of 2010 ... played for Pineville in the Southern Collegiate Baseball League in the summer, where he was 2-4 with a 3.45 ERA in 28.2 innings pitched over nine appearances (seven starts); he allowed 26 hits (.248 opponents' batting average) and no homers.

BEFORE CLEMSON

All-region and all-area selection as a senior at Northwestern High School ... won the team's Best Pitcher Award as a senior ... won the team's Hustle Award as a sophomore ... member of the region champions as a sophomore, junior, and senior ... member of the district champions as a senior ... lettered three times in baseball at Northwestern High, where he was coached by Mitch Walters.

PERSONAL

Majoring in health science ... born John Clayton Bates on Feb. 4, 1992 in Charlotte, NC.

Sidearm pitcher who has been used in long relief and as a situational pitcher ... in 18.2 innings pitched over 19 relief appearances and two active seasons, he has a 1-0 record and a 5.30 ERA while allowing 22 hits (.306 opponents' batting average), no homers, and eight walks with seven strikeouts ... three-time ACC Academic Honor Roll member ... three-time winner of the Omaha Challenge competition among pitchers.

2013 (RED-SHIRT SOPHOMORE)

ACC Academic Honor Roll member ... member of Clemson's All-Academic team for having the team's highest GPA ... had a 1-0 record and a 3.60 ERA in 10 relief appearances ... in 10.0 innings pitched, he allowed nine hits (.257 opponents' batting average) and six walks with four strikeouts ... held opponents to 2-for-17 (.118) with runners on base and 1-for-11 (.091) with runners in scoring position ... in 4.1 innings pitched over his last four relief appearances, he allowed two hits, no runs, and one walk with one strikeout ... pitched 1.1 scoreless innings in relief to earn his first career win against William & Mary on Feb. 15 ... retired the only batter he faced in relief against Western Carolina on Apr. 24 ... pitched a hitless and scoreless ninth inning in relief against Maryland on May 4 ... pitched 2.0 innings in relief, allowing one hit, no runs, and no walks with one strikeout in the first game of a doubleheader at Furman on May 8 ... pitched a scoreless ninth inning against Georgia Southern on May 10 ... won the Omaha Challenge competition among pitchers in the fall of 2012.

2012 (RED-SHIRT FRESHMAN)

ACC Academic Honor Roll member ... had an 0-0 record and a 7.27 ERA in nine relief appearances ... in 8.2 innings pitched, he allowed 13 hits (.351 opponents' batting average), including no homers, and two walks with three strikeouts ... had 19 groundball outs compared to only three flyball outs ... had a 1.93 ERA and .133 opponents' batting average along with three strikeouts against no walks in 4.2 innings pitched over three relief appearances in night games ... in 3.1 innings pitched over three relief appearances against NCAA Tournament teams, he allowed one hit and no runs ... had a 3.38 ERA in 5.1 innings pitched after the seventh inning ... pitched a scoreless ninth inning in the first game of a doubleheader against UAB on Feb. 18; it was his first career appearance ... pitched 1.2 hitless and scoreless innings in relief with two strikeouts against no walks against Georgia on Apr. 11 ...

retired all six batters he faced to close out the game against College of Charleston on May 6 ... won the Omaha Challenge competition among pitchers in the fall of 2011 ... played for Oneonta in the Perfect Game Collegiate Baseball League in the summer, where he was 2-0 with three saves, a 3.43 ERA, and .227 opponents' batting average in 21.0 innings pitched over 14 relief appearances.

2011 (FRESHMAN)

Red-shirted ... ACC Academic Honor Roll member ... won the Omaha Challenge competition among pitchers in the



BATES' CAREER STATS

OVERALL

Year	ERA	W-L	APP	GS	CG	SHO/CBO	SV	IP	H	R	ER	BB	SO	AB	O/BA	WP	HBP	BK	PO	A	E	Fld%
2012	7.27	0-0	9	0	0	0/0	0	8.2	13	7	7	2	3	37	.351	1	5	1	1	1	0	1.000
2013	3.60	1-0	10	0	0	0/2	0	10.0	9	6	4	6	4	35	.257	1	5	0	1	4	2	.714
Totals	5.30	1-0	19	0	0	0/2	0	18.2	22	13	11	8	7	72	.306	2	10	1	2	5	2	.778

ACC REGULAR SEASON

Year	ERA	W-L	APP	GS	CG	SHO/CBO	SV	IP	H	R	ER	BB	SO	AB	O/BA	WP	HBP	BK	PO	A	E	Fld%
2012	0.00	0-0	1	0	0	0/0	0	0.1	0	0	0	1	0	1	.000	0	1	0	0	0	0	-----
2013	10.80	0-0	3	0	0	0/0	0	1.2	1	2	2	3	1	6	.167	1	1	0	0	0	1	.000
Totals	9.00	0-0	4	0	0	0/0	0	2.0	1	2	2	4	1	7	.143	1	2	0	0	0	1	.000

VETERAN BIOS

13



JAY BAUM

INF/OF • R-R • 6-1 • 200 • Jr. • 2VL

Alpharetta, GA
Centennial HS
Marketing

One of the team's most versatile players; he has seen action at third base, second base, first base, and in the outfield in his career ... a career .224 hitter with a .339 on-base percentage in 106 games (83 starts) over two seasons ... has eight doubles, three triples, 19 RBIs, 40 runs, 45 walks against only 37 strikeouts, seven hit-by-pitches, nine sacrifice bunts, and 17 steals ... has good strikezone awareness ... two-time ACC Academic Honor Roll member.

2013 (SOPHOMORE)

ACC Academic Honor Roll member ... hit .228 with 16 runs, four doubles, two triples, eight RBIs, a .321 on-base percentage, 17 walks against only 18 strikeouts, two hit-by-pitches, five sacrifice bunts, and 10 steals in 52 games (38 starts, including 32 at third base, five at second base, and one as the DH) ... hit .308 with two outs ... went 3-for-3 with two runs and two steals against Wofford on Mar. 6 ... went 1-for-2

BAUM'S CAREER HIGHS			
Runs	3	Morehead State	3-19-13
Hits	3	Wofford	3-6-13
Doubles	1	many (8)	-----
Home Runs	0	-----	-----
RBIs	3	Duke	4-8-12
Walks	2	many (9)	-----
Steals	2	many (2)	-----

with a double, three runs, and two walks against Morehead State on Mar. 19 ... reached on a bunt single and scored the winning run in the 11th inning at #1 North Carolina on Apr. 1 ... went 2-for-3 against Maryland on May 4 ... hit a pinch-hit, run-scoring triple and scored a run in the second game of a doubleheader at Furman on May 8 ... #10 college prospect in South Carolina for the 2014 draft in the preseason by **Perfect Game** ... played for Hyannis in the Cape Cod League in the summer, where he hit .259 with five doubles, nine RBIs, 10 runs, and a team-tying-high 10 steals in 39 games.

2012 (FRESHMAN)

ACC Academic Honor Roll member ... batted .220 with 24 runs, four doubles, one triple, 11 RBIs, a .354 on-base percentage, 28 walks against only 19 strikeouts, five hit-by-pitches, four sacrifice bunts, and seven stolen bases in 54 games (45 starts, including 33 in left field, seven in right field, four at second base, and one as the designated hitter) ... had two outfield assists ... had a .419 on-base percentage when leading off an inning ... was 10-for-27 (.370) with a .500 on-base percentage after the seventh inning ... had a .967 fielding percentage as a second-baseman ... was 8-for-24 (.333) with a .448 on-base percentage in March ... came off the bench and went 1-for-1 with a run and walk against Elon on Mar. 20 ... hit a pinch-hit single at Virginia on Mar. 25 ... went 1-for-2 with a triple and two hit-by-pitches against Presbyterian College on Mar. 28 ... went 2-for-3 with an RBI, a run, and two walks against Western Carolina on Apr. 4 ... with Clemson trailing 2-0, he hit a three-run double in the eighth inning at Duke on Apr. 8 ... went 2-for-4 with an RBI, a walk, and an outfield assist against Furman at Greenville, SC (Fluor Field) on Apr. 10 ... went 2-for-4 with two RBIs, two runs, and two walks at Georgia Tech on Apr. 29 ... went 1-for-3 with a double, two walks, and a steal in the first game of a doubleheader against #1 Florida State on May 14 ... went 2-for-3 with an RBI and a walk against Coastal Carolina in the Columbia Regional on June 1; he was 3-for-10 with five walks and a team-high .533 on-base percentage in the Columbia Regional.

BEFORE CLEMSON

Rated as the #218 player in the nation and #15 player in Georgia according to **Perfect Game** ... region player-of-the-year during his senior season ... all-region selection during his sophomore, junior, and senior seasons ... played hockey on a traveling team during his youth ... lettered four times in baseball at Centennial High, where he was coached by Jake Hill.

PERSONAL

His father, Eric, played golf at Colgate and his mother, Susan, played hockey at Saint Lawrence ... majoring in marketing ... born Jay Paul Baum on Oct. 25, 1992 in Alpharetta, GA.



BAUM'S CAREER STATS

OVERALL

Year	Avg	GP-GS	AB	R	H	2B	3B	HR	RBI	TB	Slg%	BB	HP	SO	GDP	OB%	SF	SH	SB	PO	A	E	Fld%
2012	.220	54-45	159	24	35	4	1	0	11	41	.258	28	5	19	4	.354	0	4	7-10	88	19	3	.973
2013	.228	52-38	136	16	31	4	2	0	8	39	.287	17	2	18	2	.321	1	5	10-17	37	72	8	.932
Totals	.224	106-83	295	40	66	8	3	0	19	80	.271	45	7	37	6	.339	1	9	17-27	125	91	11	.952

ACC REGULAR SEASON

Year	Avg	GP-GS	AB	R	H	2B	3B	HR	RBI	TB	Slg%	BB	HP	SO	GDP	OB%	SF	SH	SB	PO	A	E	Fld%
2012	.177	24-21	79	13	14	3	0	0	5	17	.215	13	0	13	2	.293	0	1	3-4	47	1	0	1.000
2013	.206	26-20	68	6	14	1	0	0	3	15	.221	12	1	10	0	.329	1	2	3-7	22	41	6	.913
Totals	.190	50-41	147	19	28	4	0	0	8	32	.218	25	1	23	2	.310	1	3	6-11	69	42	6	.949



VETERAN BIOS

30



BOULWARE'S CAREER HIGHS

Runs	3	N.C. State	3-8-13
Hits	4	N.C. State	3-8-13
Doubles	2	Florida State	5-18-13
Home Runs	2	N.C. State	3-8-13
RBIs	5	N.C. State	3-8-13
Walks	3	many (2)	-----
Steals	1	many (4)	-----

BEFORE CLEMSON

Drafted in the 42nd round (#1283 overall) by the San Diego Padres in 2011 ... #141 player in the nation and #5 player in South Carolina by **Perfect Game** ... #12 player and #2 catcher in South Carolina by **Diamond Prospects** ... #23 prospect in South Carolina for the 2011 draft by **Baseball America** ... **Anderson Independent-Mail** Player-of-the-Year as a senior ... hit .533 with nine homers, 27 RBIs, and 21 walks in limited at-bats as a senior ... lettered four times in baseball and four times in football at T.L. Hanna High, where he was coached by Adam Comstock.

PERSONAL

His brother, Ben, was a freshman linebacker on the 2013 Clemson football team who had 25 tackles and 1.5 tackles for loss in 11 games ... majoring in management ... born Garrett Andrew Boulware on Sept. 9, 1992 in Atlanta, GA.

Catcher who emerged as one of the team's best hitters in 2013 after playing sparingly in 2012 ... a career .290 hitter with a .366 on-base percentage in 89 games (77 starts) over two seasons ... has 14 doubles, one triple, eight homers, 47 RBIs, 50 runs, 27 walks, nine hit-by-pitches, and four steals ... has committed only three errors and has a .993 fielding percentage ... showed his versatility as a freshman by playing most of his action in the outfield while serving as the team's third-string catcher in 2012 ... sidelined for the 2013 fall practice season due to a shoulder injury, but recovered in time for the 2014 season ... team co-captain for 2014.

2013 (SOPHOMORE)

Gregg Olson Award semifinalist ... Johnny Bench Award Watch List member ... ACC Academic Honor Roll member ... won the Mitchell Award, given to the team's most valuable player; just the second catcher since 1979 to win the award ... hit .308 with 43 runs, 12 doubles, one triple, eight homers, 45 RBIs, a .377 on-base percentage, 22 walks, five hit-by-pitches, and two steals in 61 games (60 starts at catcher) ... led the team lead in homers, RBIs, total bases (108), and slugging percentage (.476); he became the first catcher to lead Clemson in slugging percentage since 1997 and homers since 2004 ... committed only two errors and had a .995 fielding percentage ... had 21 multi-hit games and a team-high 10 multi-RBI games, including a team-high four games with four RBIs or more ... hit a team-high .368 with runners on base and .329 with runners in scoring position ... hit a team-best .361 with five homers and 33 RBIs in 34 games at home ... named ACC Co-Player-of-the-Week on Mar. 25 for his performance in five games from Mar. 19-23; he went 8-for-16 (.500) with one homer, eight RBIs, three runs, and three walks ... went 2-for-3 with a double, two RBIs, and two runs against William & Mary on Feb. 17 ... went 4-for-5 with a team-tying-season-high two homers, a team-tying-season-high five RBIs, and a team-tying-season-high three runs at #8 N.C. State on Mar. 8; he had a team-season-high 10 total bases; those were his first two career homers; his first long ball was a three-run homer off Carlos Rodon and broke a 4-4 tie in the fifth inning ... went 3-for-5 with a homer, triple, a game-high four RBIs, two runs, and a walkoff single with two outs in the ninth inning against #12 Virginia on Mar. 16 ... went 2-for-4 with a homer and four RBIs against Morehead State on Mar. 19 ... went 2-for-2 with one RBI, two runs, and two walks against Morehead State on Mar. 20; he was 4-for-6 with one homer, five RBIs, three runs, and

two walks in the midweek series ... hit the go-ahead, run-scoring groundout in the 11th inning and added a double and run at #1 North Carolina on Apr. 1 ... went 2-for-3 with a two-run homer and walk against Gardner-Webb on Apr. 3 ... went 2-for-5 with a homer against Presbyterian College on Apr. 10 ... went 3-for-4 with four RBIs, two runs, and a steal against Western Carolina on Apr. 24 ... went 2-for-5 with one RBI, a walkoff run, and one walk in the second game of a doubleheader against #19 Georgia Tech on Apr. 26 ... went 2-for-3 with an RBI and two runs against Georgia Southern on May 12; he was 6-for-10 with four RBIs, five runs, and one walk in the series ... went 2-for-5 with a team-tying-season-high two doubles at #8 Florida State on May 18 ... went 3-for-4 with a homer and double against #9 N.C. State in the ACC Tournament on May 22; he earned All-ACC Tournament honors by going 4-for-13 (.308) with one homer and one double in three games ... went 3-for-4 with a double and an RBI against Liberty in the Columbia Regional on June 2 ... #8 college prospect in South Carolina for the 2014 draft in the preseason by **Perfect Game** ... one of eight participants in the TD Ameritrade College Home Run Derby in Omaha, NE on July 3.

2012 (FRESHMAN)

Hit .214 with seven runs, two doubles, two RBIs, a .323 on-base percentage, five walks, four hit-by-pitches, and two steals in 28 games (17 starts, including 16 in left field and one at catcher) ... had a team-tying-high .500 on-base percentage when leading off an inning ... was 6-for-18 (.333) with two doubles and a .429 on-base percentage in his last 11 games (seven starts) ... was 5-for-16 (.313) with two doubles, five runs, and a .421 on-base percentage in April ... hit a run-scoring single in the second game of a doubleheader against UAB on Feb. 18; it was his first career game and start ... went 2-for-3 with a double and run against Winthrop on Apr. 3 ... went 1-for-2 with two runs and a hit-by-pitch against Western Carolina on Apr. 4 ... went 2-for-3 with a double and run at Duke on Apr. 7 ... went 1-for-2 with a run against Furman on May 15 ... played for New Market in the Valley Baseball League in the summer, where he hit .222 with five doubles, 10 RBIs, and three steals in 24 games.



BOULWARE'S CAREER STATS

OVERALL

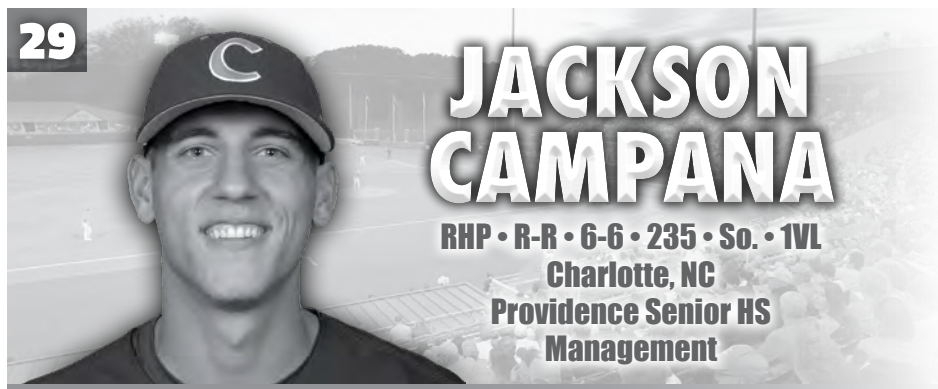
Year	Avg	GP-GS	AB	R	H	2B	3B	HR	RBI	TB	Slg%	BB	HP	SO	GDP	OB%	SF	SH	SB	PO	A	E	Fld%
2012	.214	28-17	56	7	12	2	0	0	2	14	.250	5	4	14	0	.323	0	1	2-2	32	2	1	.971
2013	.308	61-60	227	43	70	12	1	8	45	108	.476	22	5	29	7	.377	3	0	2-2	378	39	2	.995
Totals	.290	89-77	283	50	82	14	1	8	47	122	.431	27	9	43	7	.366	3	1	4-4	410	41	3	.993

ACC REGULAR SEASON

Year	Avg	GP-GS	AB	R	H	2B	3B	HR	RBI	TB	Slg%	BB	HP	SO	GDP	OB%	SF	SH	SB	PO	A	E	Fld%
2012	.250	9-5	16	1	4	1	0	0	1	5	.313	1	0	4	0	.294	0	1	0-0	9	0	0	1.000
2013	.275	30-30	120	21	33	7	1	4	21	54	.450	13	2	15	4	.350	2	0	1-1	181	22	0	1.000
Totals	.272	39-35	136	22	37	8	1	4	22	59	.434	14	2	19	4	.344	2	1	1-1	190	22	0	1.000

VETERAN BIOS

29



JACKSON CAMPANA

RHP • R-R • 6-6 • 235 • So. • 1VL

Charlotte, NC
Providence Senior HS
Management

CAMPANA'S CAREER HIGHS

Total IP	2.0	many (3)	-----
Scoreless IP	2.0	many (2)	-----
Hits	4	Miami (FL)	5-25-13
Runs	2	Miami (FL)	5-25-13
Earned Runs	1	many (3)	-----
Walks	2	many (3)	-----
Strikeouts	2	many (3)	-----
Runs	0	-----	-----
Hits	1	William & Mary	2-17-13
Doubles	1	William & Mary	2-17-13
Home Runs	0	-----	-----
RBI's	1	William & Mary	2-17-13
Walks	0	-----	-----
Steals	0	-----	-----

Righthander who has the arm to contribute in 2014 and future years ... tallest player (6'6") on the 2014 team.

2013 (FRESHMAN)

Had an 0-0 record and a 2.61 ERA in eight relief appearances ... in 10.1 innings pitched, he allowed 11 hits (.289 opponents' batting average) and eight walks with eight strikeouts ... was 1-for-3 with one double and one RBI in four games off the bench ... held opponents to a .174 batting average with runners on base and an .071 batting average with runners in scoring position ... hit a pinch-hit, run-scoring double against William & Mary on Feb. 17; it was his first career

game ... pitched 2.0 scoreless innings in relief in the second game of a doubleheader against Wright State on Feb. 23; it was his first career appearance ... pitched a scoreless ninth inning with a strikeout against Western Carolina on Apr. 24 ... pitched 2.0 hitless and scoreless innings in relief with two strikeouts in the second game of a doubleheader at Furman on May 8 ... pitched a scoreless ninth inning with two strikeouts against Georgia Southern on May 11 ... pitched a scoreless ninth inning with two strikeouts against no walks against Liberty in the Columbia Regional on May 31 ... played for Gastonia in the Coastal Plain League in the summer, where he pitched 4.1 innings over four relief appearances.

BEFORE CLEMSON

Rated as the #460 player in the nation and #13 player in North Carolina by **Perfect Game** ... East Coast Pro Showcase ... three-time all-conference selection ... member of the conference champions four times ... lettered four times in baseball ... coached by Danny Hignight at Providence Senior High School.

PERSONAL

Pronounced cam-PAN-uh ... his mother, Susan, played softball at Tufts ... majoring in management ... born Jackson Ross Campaña on Aug. 29, 1993 in Winston-Salem, NC.



CAMPANA'S CAREER STATS

OVERALL

Year	ERA	W-L	APP	GS	CG	SHO/CBO	SV	IP	H	R	ER	BB	SO	AB	O/BA	WP	HBP	BK	PO	A	E	Fld%	
2013	2.61	0-0	8	0	0	0/2	0	10.1	11	4	3	8	8	38	.289	3	1	0	3	2	0	1.000	
Year	Avg	GP-GS	AB	R	H	2B	3B	HR	RBI	TB	Slg%	BB	HP	SO	GDP	OB%	SF	SH	SB	PO	A	E	Fld%
2013	.333	4-0	3	0	1	1	0	0	1	2	.667	0	0	0	0	.333	0	0	0-0	3	2	0	1.000

ACC REGULAR SEASON

Year	ERA	W-L	APP	GS	CG	SHO/CBO	SV	IP	H	R	ER	BB	SO	AB	O/BA	WP	HBP	BK	PO	A	E	Fld%	
2013	9.00	0-0	1	0	0	0/0	0	1.0	1	1	1	2	0	3	.333	1	0	0	0	0	0	----	
Year	Avg	GP-GS	AB	R	H	2B	3B	HR	RBI	TB	Slg%	BB	HP	SO	GDP	OB%	SF	SH	SB	PO	A	E	Fld%
2013	.000	1-0	1	0	0	0	0	0	0	0	.000	0	0	0	0	.000	0	0	0-0	0	0	0	----



VETERAN BIOS

36



MATT CAMPBELL

RHP • R-R • 6-0 • 205 • Sr. • 3VL

Alpharetta, GA

Northview HS

Parks, Recreation, & Tourism Management

CAMPBELL'S CAREER HIGHS

Total IP	4.0	Miami (FL)	3-30-12
Scoreless IP	4.0	Miami (FL)	3-30-12
Hits	4	many (2)	-----
Runs	5	Duke	(2)3-23-13
Earned Runs	5	Duke	(2)3-23-13
Walks	3	many (3)	-----
Strikeouts	7	Miami (FL)	3-30-12


his first career win against N.C. State in the ACC Tournament on May 28 ... played for Florence in the Coastal Plain League in the summer, where he was 1-0 with a league-best 1.19 ERA and .152 opponents' batting average in 45.1 innings pitched over eight appearances (six starts); he allowed only 23 hits and 17 walks with 41 strikeouts; named CPL Co-Pitcher-of-the-Week on July 20 ... #42 prospect in the Coastal Plain League by **Perfect Game**.

BEFORE CLEMSON

Preseason honorable mention All-American by **Under Armour** as a senior at Northview High School ... first-team all-region as a junior ... team defensive MVP as a junior ... lettered three times in baseball at Northview High, where he was coached by Joshua Bartlett.

PERSONAL

Majoring in parks, recreation, & tourism management ... born Matthew Scott Campbell on Sept. 28, 1991 in Alpharetta, GA.



Hard-throwing righthander who served as one of two primary closers in 2013 ... in 76.2 innings pitched over 53 relief appearances and three seasons, he has a 3-3 record, 11 saves, and a 3.52 ERA while allowing 50 hits (.187 opponents' batting average) and 39 walks with 89 strikeouts ... has a 10.45 strikeouts-per-nine-innings-pitched mark ... holding opponents to a .156 batting average in 28 career ACC regular-season outings ... two-time All-ACC Academic selection ... three-time ACC Academic Honor Roll member.

2013 (JUNIOR)

All-ACC Academic team member ... ACC Academic Honor Roll member ... had a 1-1 record, a team-high seven saves, and a 4.82 ERA in a team-tying-high 24 appearances, all out of the bullpen ... in 28.0 innings pitched, he allowed 19 hits (team-best .192 opponents' batting average) and 13 walks with 35 strikeouts ... three of his seven saves came against top-10 teams ... tied for eighth in the ACC in saves ... finished a team-high 14 games on the mound ... did not allow a steal ... only allowed one of 15 inherited baserunners to score ... held opponents to a .184 batting average with runners on base ... pitched 2.0 innings in relief with three strikeouts to record the save against #7 South Carolina at Greenville, SC on Mar. 2 ... pitched a hitless and scoreless ninth inning with one strikeout to record the save at #8 N.C. State on Mar. 9 ... pitched 2.2 perfect innings with three strikeouts to record the save at Boston College on Apr. 7 ... pitched 2.0 innings in relief, allowing one hit and no runs with two strikeouts to record the save in the second game of a doubleheader against Maryland on May 6 ... pitched 2.0 hitless and scoreless innings in relief with three strikeouts at #8 Florida State on May 16 ... played for Florence in the Coastal Plain League in the summer, where he was 2-1 with a team-high four saves, 1.20 ERA, .154 opponents' batting average, and 25 strikeouts against only two walks in 15.0 innings pitched over 13 relief appearances.

2012 (SOPHOMORE)

ACC Academic Honor Roll member ... had a 1-2 record, two saves, and a 2.49 ERA in 13 relief appearances ... in 25.1 innings pitched, he allowed 19 hits (team-best .211 opponents' batting average), including only four extra-base hits, and 11 walks with 29 strikeouts ... had a 2.13 ERA, one save, and a .159 opponents' batting average along with 18

strikeouts in 12.2 innings pitched over seven relief appearances in ACC regular-season games ... in 8.1 innings pitched over six relief appearances away from home, he allowed only two singles (.077 opponents' batting average) and one run (1.08 ERA) ... had an 0.71 ERA and a .143 opponents' batting average in 12.2 innings pitched over five relief appearances against top-25 ranked teams ... held lefthanded batters to a .158 batting average ... did not allow a steal ... pitched 3.1 innings in relief, allowing one hit, no runs, and no walks with three strikeouts against #2 South Carolina at Charleston, SC on Mar. 2 ... pitched 2.0 innings in relief, allowing one hit and no runs with two strikeouts against #6 North Carolina on Mar. 9 ... pitched 1.1 perfect innings in relief at #18 Georgia on Mar. 27 ... pitched 4.0 innings in relief, allowing one hit, no runs, and no walks with seven strikeouts to earn the win against #7 Miami (FL) on Mar. 30 ... pitched 2.1 innings in relief, allowing no hits and one run with four strikeouts at Georgia Tech on Apr. 27; he left the game in the ninth inning with a "Lat" strain and missed the rest of the season.

2011 (FRESHMAN)

All-ACC Academic team member ... ACC Academic Honor Roll member ... had a 1-0 record, two saves, and a 3.09 ERA in 16 relief appearances ... in 23.1 innings pitched, he allowed 12 hits (.154 opponents' batting average), no homers, and 15 walks with 25 strikeouts ... in 10.2 innings pitched over seven relief appearances in ACC regular-season games, he had one save and allowed five hits (.143 opponents' batting average) and four earned runs (3.38 ERA) with 13 strikeouts ... held righthanded batters to a .125 batting average ... held opponents to 0-for-25 with two outs ... had a .122 opponents' batting average with runners on base and .111 batting average with runners in scoring position ... in 6.0 innings pitched in the ninth inning, he allowed just two hits and no runs with nine strikeouts ... allowed only four of 16 inherited baserunners to score ... pitched 2.0 hitless and scoreless innings in relief with two strikeouts against Charleston Southern on Feb. 26; it was his first career appearance ... pitched 2.1 innings in relief, allowing no hits and no earned runs with four strikeouts against Wake Forest on Apr. 23 ... pitched 1.2 hitless and scoreless innings in relief to record his first career save against Furman at Greenville, SC (Fluor Field) on May 10 ... pitched 2.1 innings in relief, allowing one hit, no runs, and no walks with one strikeout to earn

CAMPBELL'S CAREER STATS

OVERALL																			
Year	ERA	W-L	APP	GS	CG	SHO/CBO	SV	IP	H	R	ER	BB	SO	AB	O/BA	WP	HBP	BK	PO
2011	3.09	1-0	16	0	0	0/2	2	23.1	12	9	8	15	25	78	.154	2	3	0	0
2012	2.49	1-2	13	0	0	0/0	2	25.1	19	8	7	11	29	90	.211	2	2	0	1
2013	4.82	1-1	24	0	0	0/3	7	28.0	19	16	15	13	35	99	.192	3	0	0	2
Totals	3.52	3-3	53	0	0	0/5	11	76.2	50	33	30	39	89	267	.187	7	5	0	3

ACC REGULAR SEASON

Year	ERA	W-L	APP	GS	CG	SHO/CBO	SV	IP	H	R	ER	BB	SO	AB	O/BA	WP	HBP	BK	PO
2011	3.38	0-0	7	0	0	0/0	1	10.2	5	5	4	7	13	35	.143	1	2	0	0
2012	2.13	1-1	7	0	0	0/0	1	12.2	7	4	3	9	18	44	.159	2	1	0	0
2013	5.00	0-0	14	0	0	0/2	3	18.0	10	10	10	9	20	62	.161	3	0	0	2
Totals	3.70	1-1	28	0	0	0/2	5	41.1	22	19	17	25	51	141	.156	6	3	0	2

VETERAN BIOS

5



JOE COSTIGAN

OF • L-R • 6-0 • 205 • Sr. • 3VL

Naples, FL
Barron Collier HS
Sociology

Outfielder who has seen limited action as a Tiger ... one of the top Tigers off the bench ... a career .265 hitter with a .392 on-base percentage in 71 games (19 starts) over three

seasons ... has nine doubles, one triple, 17 RBIs, 12 runs, 16 walks, and six hit-by-pitches ... is 10-for-36 (.278) with six RBIs as a pinch-hitter in his career.

2013 (JUNIOR)

Hit .245 with five runs, five doubles, one triple, six RBIs, a .362 on-base percentage, eight walks, and one hit-by-pitch in 27 games (11 starts as the DH) ... Clemson had a 10-1 record in his 11 starts ... was 8-for-26 (.308) with four doubles, one triple, five RBIs, and a .538 slugging percentage in 10 ACC regular-season games (six starts) ... went 1-for-3 with a run-scoring double and walk against Gardner-Webb on Apr. 3 ... went 2-for-4 with a team-tying-season-high two doubles and three RBIs at Boston College on Apr. 5; his three-run double in the seventh inning proved to be the difference in Clemson's 7-5 win ... went 1-for-2 with a double, RBI, run, and walk at Boston College on Apr. 6 ... hit a pinch-hit single at Boston College on Apr. 7; he was 4-for-8 with three doubles and four RBIs in the series ... went 2-for-4 with a triple, an RBI, and a run against Wake Forest on Apr. 12 ... went 1-for-2 with a run and two walks against Western Carolina on Apr. 24.

2012 (SOPHOMORE)

Hit .289 with five runs, four doubles, seven RBIs, a .377 on-base percentage, five walks, and two hit-by-pitches in 30 games (eight starts, including five as the DH, two in left field, and one in right field) ... hit .391 with runners on base and .462 with runners in scoring position ... was 7-for-18 (.389) with two doubles, three RBIs, and a .476 on-base percentage as a pinch-hitter ... hit a team-high .417 with four doubles and three RBIs in his 22 games off the bench ... was 2-for-3 with a double, walk, and hit-by-pitch in five postseason games ... hit a team-high .323 in day games ... was 5-for-16 (.313) with

COSTIGAN'S CAREER HIGHS

Runs	1	many (12)	-----
Hits	2	many (4)	-----
Doubles	2	Boston College	4-5-13
Home Runs	0	-----	-----
RBIs	3	Boston College	4-5-13
Walks	2	Western Carolina	4-24-13
Steals	0	-----	-----

a .421 on-base percentage against top-25 ranked teams ... hit a pinch-hit single at #2 South Carolina on Mar. 3 ... went 1-for-4 with an RBI, a run, and walk against #2 South Carolina on Mar. 4; it was his first career start ... hit a pinch-hit, run-scoring double against Boston College on Mar. 16 ... hit a two-run single with a walk against Boston College on Mar. 18 ... hit a pinch-hit single and scored a run at Virginia on Mar. 23 ... came off the bench and went 2-for-2 against #17 N.C. State on Apr. 14 ... came off the bench to go 2-for-2 with a double, two RBIs, and a run against Tennessee Tech on May 8; his two-out, two-run single in the seventh inning sparked Clemson's comeback ... came off the bench to hit a double and scored a run against Furman on May 15 ... hit a key pinch-hit single in the eighth inning against #1 Florida State in the ACC Tournament on May 25 ... hit a pinch-hit double against Coastal Carolina in the Columbia Regional on June 1 ... played for Wilson in the Coastal Plain League in the summer, where he hit .224 with four doubles, one triple, a team-high 22 RBIs, and three steals in 45 games.

2011 (FRESHMAN)

Was 2-for-8 (.250) with two runs, four RBIs, three walks, three hit-by-pitches, and a .571 on-base percentage in 14 games, all off the bench ... had three putouts without committing an error ... was 2-for-5 with runners in scoring position ... was 2-for-2 with four RBIs and a walk with the bases loaded ... had his first career hit along with an RBI off the bench against Charleston Southern on Feb. 26 ... hit a pinch-hit, two-run single in the first game of a doubleheader against Gardner-Webb on May 7 ... played for Wilson in the Coastal Plain League in the summer, where he hit .299 with 23 runs, eight doubles, one triple, two homers, and 21 RBIs in 48 games ... #36 prospect in the Coastal Plain League by **Perfect Game**.

BEFORE CLEMSON

Rated as the #33 prospect in Florida and the #221 prospect in the nation by **Perfect Game** ... all-area, all-county, and all-conference as a senior at Barron Collier High School ... team captain as a junior and senior ... preseason honorable mention All-American by **Perfect Game** and **Under Armour** as a senior ... all-county and all-conference selection as a sophomore ... from the same high school that produced Tiger first-baseman Andy D'Alessio (2004-07) and Tiger outfielder Jeff Schaus (2008-11) ... lettered four times in baseball at Barron Collier High, where he was coached by Dan Maurer.

PERSONAL

Majoring in sociology ... born Joseph Jeffrey Costigan on June 16, 1991 in Akron, OH.

COSTIGAN'S CAREER STATS

OVERALL																			
Year	Avg	GP-GS	AB	R	H	2B	3B	HR	RBI	TB	Slg%	BB	HP	SO	GDP	OB%	SF	SH	SB
2011	.250	14-0	8	2	2	0	0	0	4	2	.250	3	3	2	1	.571	0	0	0-0
2012	.289	30-8	45	5	13	4	0	0	7	17	.378	5	2	9	1	.377	1	0	0-0
2013	.245	27-11	49	5	12	5	1	0	6	19	.388	8	1	13	1	.362	0	0	0-0
Totals	.265	71-19	102	12	27	9	1	0	17	38	.373	16	6	24	3	.392	1	0	0-0
ACC REGULAR SEASON																			
Year	Avg	GP-GS	AB	R	H	2B	3B	HR	RBI	TB	Slg%	BB	HP	SO	GDP	OB%	SF	SH	SB
2011	.000	5-0	2	0	0	0	0	0	0	0	.000	1	2	1	0	.600	0	0	0-0
2012	.250	11-5	20	1	5	1	0	0	3	6	.300	1	1	5	1	.318	0	0	0-0
2013	.308	10-6	26	3	8	4	1	0	5	14	.538	2	0	7	1	.357	0	0	0-0
Totals	.271	26-11	48	4	13	5	1	0	8	20	.417	4	3	13	2	.364	0	0	0-0



VETERAN BIOS

6



ANDREW COX

1B/OF • L-L • 6-0 • 215 • *Fr. • RS

Belton, SC

Belton-Honea Path HS

Parks, Recreation, & Tourism Management

First-baseman and outfielder from nearby Belton, SC ... had a strong fall at the plate and will compete for playing time in 2014.

2013 (FRESHMAN)

Red-shirted ... ACC Academic Honor Roll member ... played for High Point-Thomasville in the Coastal Plain League in

the summer, where he hit .228 with one homer, two triples, one double, 11 RBIs, and 15 runs in 40 games (28 starts).

BEFORE CLEMSON

Rated as the #11 player and #2 outfielder in South Carolina by **Diamond Prospects** ... South Carolina Select All-Star ... two-time all-state pick ... three-time all-region pick ... defensive MVP as a sophomore, junior, and senior ... International Paper Classic All-Tournament team as a junior and senior ... member of the state title team as a freshman ... lettered five times in baseball and three times in football ... coached by Steve Williams at Belton-Honea Path High School.

PERSONAL

His father, Jimmy, was a member of the Clemson football team in 1979,80 ... his brother, Jay, was an outfielder on the 2011 Clemson baseball team ... from the same hometown as former Tiger All-America catcher Matthew LeCroy (1995-97) ... majoring in parks, recreation, & tourism management ... born Andrew Levi Cox on Nov. 23, 1993 in Greenwood, SC.



VETERAN BIOS

44



MATTHEW CROWNOVER

LHP • R-L • 5-11 • 210 • So. • 1VL

Ringgold, GA

Ringgold HS

Communication Studies

Lefthander who is not overpowering, but uses his control to be effective ... was a midweek starter during the first half of the 2013 season, but was in the weekend rotation during the second half of the season ... played a big role in Clemson's 2013 success despite coming off "Tommy John" surgery in March of 2012.

2013 (FRESHMAN)

Freshman All-American by **Collegiate Baseball** ... second-team freshman All-American by **Baseball America** and

Perfect Game ... All-ACC Academic team member ... ACC Academic Honor Roll member ... won the Tiger Baseball Award, given to the team's best leader ... had a 7-3 record and a team-best 2.19 ERA in 15 appearances (14 starts) ... in 70.0 innings pitched, he allowed 64 hits (.249 opponents' batting average) and 17 walks with 45 strikeouts ... became the first freshman to lead Clemson in ERA since 2003 ... fifth in the ACC in ERA ... had a team-high six pickoffs and allowed only three steals in nine attempts ... did not allow more than three runs in any of his 15 appearances ... had a 7-3 record,

CROWNOVER'S CAREER HIGHS

Total IP	7.0	Georgia Southern	5-11-13
Scoreless IP	7.0	Georgia Southern	5-11-13
Hits	7	many (2)	-----
Runs	3	many (2)	-----
Earned Runs	3	many (2)	-----
Walks	3	many (2)	-----
Strikeouts	8	Georgia Southern	5-11-13

a 1.95 ERA, and .245 opponents' batting average in his 14 starts ... in 36.1 innings pitched over seven starts in ACC regular-season games, he was 3-2 with an ACC-best 1.73 ERA ... in 42.2 innings pitched over his last eight starts, he was 4-3 and allowed just six earned runs (1.27 ERA) ... named ACC Pitcher-of-the-Week on May 13 for his performance in two starts from on May 6, 11; in 13.0 innings pitched, he allowed seven hits, no runs, and four walks with 10 strikeouts to earn two wins ... pitched 3.0 innings in a starting role, allowing one hit, one run, and one walk with four strikeouts against Winthrop on Feb. 27; it was his first career start ... pitched 5.0 innings in a starting role, allowing three hits, one run, and no walks with three strikeouts to earn the win against Wofford on Mar. 6 ... pitched 6.0 innings in a starting role, allowing three hits, no runs, and no walks with two strikeouts to register the victory against Charleston Southern on Mar. 13 ... pitched 5.0 innings in a starting role, allowing four hits, one run, and two walks with four strikeouts to earn the win at Georgia on Mar. 26 ... pitched 6.1 innings in a starting role, allowing four hits, no runs, and one walk with four strikeouts to earn the win at Boston College on Apr. 7; he did not allow a runner past second base ... pitched 5.1 innings in a starting role, allowing five hits and no runs with four strikeouts to register the win against Wake Forest on Apr. 13 ... pitched 4.1 innings in a starting role, allowing no earned runs at Miami (FL) on Apr. 20 ... pitched 5.1 innings in a starting role, allowing two runs and one walk with six strikeouts in the second game of a doubleheader against #19 Georgia Tech on Apr. 26 ... pitched 6.0 innings in a starting role, allowing four hits, no runs, and one walk with two strikeouts to earn the win in the second game of a doubleheader against Maryland on May 6 ... pitched 7.0 innings in a starting role, allowing three hits, no runs, and three walks with eight strikeouts to register the victory against Georgia Southern on May 11 ... #36 freshman in the nation in the preseason by **Baseball America** ... #57 freshman in the nation in the preseason by **Perfect Game** ... #8 newcomer in the ACC in the preseason according to **Baseball America** ... #7 college prospect in South Carolina for the 2014 draft in the preseason by **Perfect Game**.

BEFORE CLEMSON

Rated as the #62 player and #7 lefthander in the nation and #5 player in Georgia according to **Perfect Game** ... #87 high school prospect in the nation according to **Baseball America** ... All-American by **Perfect Game** and **Rawlings** ... East Coast Pro Showcase ... Georgia state player-of-the-year during his sophomore and junior seasons ... three-time all-state selection ... had 176 strikeouts in one season ... lettered four times in baseball, two times in football, and two times in basketball ... coached by Brent Tucker at Ringgold High School.

PERSONAL

Majoring in communication studies ... born James Matthew Crownover on Mar. 5, 1993 in East Ridge, TN.

CROWNOVER'S CAREER STATS

OVERALL

Year	ERA	W-L	APP	GS	CG	SHO/CBO	SV	IP	H	R	ER	BB	SO	AB	O/BA	WP	HBP	BK	PO	A	E	Fld%
2013	2.19	7-3	15	14	0	0/3	0	70.0	64	19	17	17	45	257	.249	1	6	0	2	12	1	.933

ACC REGULAR SEASON

Year	ERA	W-L	APP	GS	CG	SHO/CBO	SV	IP	H	R	ER	BB	SO	AB	O/BA	WP	HBP	BK	PO	A	E	Fld%
2013	1.73	3-2	7	7	0	0/2	0	36.1	38	9	7	9	21	138	.275	1	2	0	2	6	1	.889



VETERAN BIOS

9



STEVEN DUGGAR

OF • L-R • 6-2 • 190 • So. • 1VL

Moore, SC

James F. Byrnes HS

Parks, Recreation, & Tourism Management

DUGGAR'S CAREER HIGHS

Runs	3	Western Carolina	4-9-13
Hits	3	many (6)	-----
Doubles	1	many (10)	-----
Home Runs	1	many (2)	-----
RBIs	4	many (2)	-----
Walks	2	many (5)	-----
Steals	1	many (15)	-----

South Carolina according to **Baseball America** ... #4 player and #1 outfielder in South Carolina according to **Diamond Prospects** ... East Coast Pro Showcase ... South Carolina Select All-Star ... all-state selection as a junior and senior ... all-region selection as a sophomore, junior, and senior ... two-time offensive MVP ... member of the Upperstate champions as a sophomore, junior, and senior ... lettered five times in baseball ... coached by Michael at Maus at James F. Byrnes High School.

PERSONAL

Pronounced DUH-guhr ... his mother, Susan, was a swimmer at Evansville ... majoring in parks, recreation, & tourism management ... born Steven Michael Duggar on Nov. 4, 1993 in Spartanburg, SC.

Has the strongest outfield arm on the team ... was the everyday starter in right field in 2013 ... slated to hit in the middle of the lineup in 2014.

2013 (FRESHMAN)

Freshman All-American by **Collegiate Baseball** ... All-ACC Academic team member ... ACC Academic Honor Roll member ... hit .300 with 39 runs, 10 doubles, two triples, two homers, 30 RBIs, a .359 on-base percentage, 23 walks, one hit-by-pitch, and 15 steals in 62 games (62 starts in right field) ... one of three Tigers to start every game ... led the team in hits (75) and outfield assists (9); he became the first freshman to lead Clemson in hits since 2005 ... had a team-tying-high 23 multi-hit games ... hit a team-high .370 with three doubles and one triple in six postseason games ... had five bunt singles ... hit .325 against lefthanders ... went 3-for-3 with a double against William & Mary on Feb. 15; it was his first career game; he went 5-for-9 with two doubles, three runs, and two walks in the series ... hit a double, scored two runs, and had threw out two runners at the plate on outfield assists against Wright State on Feb. 24 ... went 2-for-4 with a key two-out, two-run single in the fifth inning against #7 South Carolina at Greenville, SC on Mar. 2 ... went 1-for-2 with a double, four RBIs, and a walk against Wofford on Mar. 6 ... went 3-for-5 with a two-run homer at Georgia on Mar. 26; it was his first career home run ... went 1-for-3 with a double, three runs, one walk, and a steal at Western Carolina on Apr. 9; he hit a one-out double in the ninth inning and scored the go-ahead run ... went 3-for-4 with a walk and steal against Presbyterian College on Apr. 10 ... went 3-for-5 with a homer, four RBIs, one walk, and one steal against Wake Forest on Apr. 14; he hit a two-run, walkoff homer with two outs in the 11th inning ... went 2-for-3 with two runs, two walks, and a steal against Western Carolina on Apr. 24 ... went 2-for-3 with two runs, two walks, and a steal in the first game of a doubleheader against #19 Georgia Tech on Apr. 26 ... went 2-for-6 with a double and three RBIs in the first game of a doubleheader at Furman on May 8 ... went 3-for-4 with a run against Georgia Southern on May 11 ... went 2-for-5 with two runs and a steal at #8 Florida State on May 16 ... went 2-for-3 with a double against Miami (FL) in the ACC Tournament on May 25 ... went 3-for-4 with a double and two RBIs against Liberty in the Columbia Regional on May 31 ... went 2-for-4 with a double and run against Liberty in the Columbia Regional on June 2 ... #15 freshman in the nation in the preseason by **Baseball America** ... #48 freshman in the nation in the preseason by **Perfect Game** ... #7 newcomer in the ACC in the preseason by **Baseball America** ... played for Cotuit in the Cape Cod

League in the summer, where he hit .209 with one RBI and three steals in 15 games ... #54 prospect in the Cape Cod League by **Perfect Game**.

BEFORE CLEMSON

Rated as the #166 player in the nation and #4 player and #1 position player in South Carolina by **Perfect Game** ... #215 prospect in the nation and #2 high school prospect in



DUGGAR'S CAREER STATS

OVERALL

Year	Avg	GP-GS	AB	R	H	2B	3B	HR	RBI	TB	Slg%	BB	HP	SO	GDP	OB%	SF	SH	SB	PO	A	E	Fld%
2013	.300	62-62	250	39	75	10	2	2	30	95	.380	23	1	41	5	.359	2	3	15-22	124	9	1	.993

ACC REGULAR SEASON

Year	Avg	GP-GS	AB	R	H	2B	3B	HR	RBI	TB	Slg%	BB	HP	SO	GDP	OB%	SF	SH	SB	PO	A	E	Fld%
2013	.233	30-30	120	19	28	1	1	1	12	34	.283	15	1	20	4	.321	1	0	10-13	61	4	1	.985

VETERAN BIOS

10



MIKE DUNSTER

INF • L-R • 5-10 • 195 • Sr. • 3VL

Greenwich, CT
Greenwich HS
Management

Infielder who has been used primarily as a pinch-hitter ... a career .273 hitter with a .375 on-base percentage in 45

games (seven starts) over three seasons ... has three doubles, eight RBIs, 10 runs, and nine walks ... has 11 putouts and 12 assists without committing an error in his career.

2013 (JUNIOR)

Hit .154 with two runs, two RBIs, and one walk in 14 games off the bench ... had seven putouts and five assists without committing an error ... hit a pinch-hit, run-scoring single and scored a run against William & Mary on Feb. 17 ... had a pinch-hit walk and scored a run in the second game of a doubleheader at Furman on May 8 ... hit a pinch-hit, run-scoring single against Georgia Southern on May 12.

2012 (SOPHOMORE)

Hit .233 with two runs, two doubles, four RBIs, a .324 on-base percentage, and four walks in 19 games (six starts as the DH) ... had one putout and three assists without committing an error ... hit .438 with runners on base, .333 with runners in scoring position, and .375 with two outs ... came off the bench and hit a run-scoring double against Holy Cross on Mar. 7 ... went 3-for-4 with a double and three RBIs in his first start of the season against Elon at Greenville,

DUNSTER'S CAREER HIGHS

Runs	2	Davidson	5-17-11
Hits	3	Elon	3-21-12
Doubles	1	many (3)	-----
Home Runs	0	-----	-----
RBIs	3	Elon	3-21-12
Walks	1	many (9)	-----
Steals	0	-----	-----

SC on Mar. 21 ... went 2-for-3 against Charleston Southern on Apr. 17 ... hit a one-out, pinch-hit single in the ninth inning with Clemson trailing 7-6 and scored the winning run on Jon McGibbon's walkoff three-run homer against #1 Florida State in the ACC Tournament on May 25 ... played for Wilson in the Coastal Plain League in the summer, where he hit .311 with four steals in 16 games.

2011 (FRESHMAN)

Was 6-for-12 (.500) with six runs, one double, two RBIs, four walks, and a .625 on-base percentage in 12 games (one start as the DH) ... had three putouts and four assists without committing an error ... was 3-for-5 with runners on base ... was 5-for-10 with a double, two RBIs, five runs, and a .615 on-base percentage in his 11 games off the bench ... was 4-for-4 with five runs, one double, two RBIs, and three walks in five non-ACC regular-season games; he reached base via a hit or walk in all seven of his plate appearances ... was 5-for-8 with a double, two RBIs, five runs, and a .727 on-base percentage in nine home games ... was 4-for-5 with a double, two RBIs, five runs, and an .875 on-base percentage in four May games ... hit a single in his first career plate appearance against Elon on Mar. 23 ... came off the bench, walked, and scored a run against Western Carolina on Apr. 6 ... hit a pinch-hit, two-run double in the first game of a doubleheader against Gardner-Webb on May 7 ... came off the bench and went 1-for-1 with a run and walk in the second game of a doubleheader against Gardner-Webb on May 7 ... went 1-for-2 with a run and walk in the second game of a doubleheader at Virginia Tech on May 14; his leadoff walk in the eighth inning with the score tied 3-3 set up Brad Miller's go-ahead three-run homer; it was his first career start ... went 1-for-1 with two runs and a walk off the bench against Davidson on May 17 ... hit a pinch-hit single against Sacred Heart in the Clemson Regional on June 3 ... played for North Shore in the New England Collegiate Baseball League in the summer, where he hit .205 with 13 runs, four doubles, one homer, eight RBIs, and seven steals in 24 games.

BEFORE CLEMSON

Team offensive MVP at Greenwich High School ... played in the Connecticut High School All-Star game ... lettered three times in baseball and three times in football at Greenwich High, where he was coached by Mike Mora.

PERSONAL

His mother, Susan, was a swimmer at South Carolina and his father, Michael, played football at Vanderbilt ... majoring in management ... born Michael Edward Dunster on May 31, 1992 in Greenwich, CT.

DUNSTER'S CAREER STATS

OVERALL																							
Year	Avg	GP-GS	AB	R	H	2B	3B	HR	RBI	TB	Slg%	BB	HP	SO	GDP	OB%	SF	SH	SB	PO	A	E	Fld%
2011	.500	12-1	12	6	6	1	0	0	2	7	.583	4	0	3	0	.625	0	0	0-0	3	4	0	1.000
2012	.233	19-6	30	2	7	2	0	0	4	9	.300	4	0	10	1	.324	0	1	0-0	1	3	0	1.000
2013	.154	14-0	13	2	2	0	0	0	2	2	.154	1	0	5	0	.214	0	0	0-0	7	5	0	1.000
Totals	.273	45-7	55	10	15	3	0	0	8	18	.327	9	0	18	1	.375	0	1	0-0	11	12	0	1.000

ACC REGULAR SEASON																							
Year	Avg	GP-GS	AB	R	H	2B	3B	HR	RBI	TB	Slg%	BB	HP	SO	GDP	OB%	SF	SH	SB	PO	A	E	Fld%
2011	.167	5-1	6	1	1	0	0	0	0	1	.167	1	0	3	0	.286	0	0	0-0	0	1	0	1.000
2012	.000	6-2	9	0	0	0	0	0	0	0	.000	2	0	4	0	.182	0	0	0-0	0	0	0	-----
2013	.000	5-0	4	0	0	0	0	0	0	0	.000	0	0	1	0	.000	0	0	0-0	1	1	0	1.000
Totals	.053	16-3	19	1	1	0	0	0	0	1	.053	3	0	8	0	.182	0	0	0-0	1	2	0	1.000

VETERAN BIOS

33



ZACK ERWIN

LHP • L-L • 6-5 • 195 • So. • 1VL
Duluth, GA
Duluth HS
Pre-Business

ERWIN'S CAREER HIGHS

Total IP	6.0	many (2)	-----
Scoreless IP	4.1	Duke	⁽¹⁾ 3-23-13
Hits	6	many (3)	-----
Runs	4	many (2)	-----
Earned Runs	3	many (4)	-----
Walks	3	Georgia Southern	5-12-13
Strikeouts	4	many (2)	-----

BEFORE CLEMSON

East Coast Pro Showcase ... Gwinnett County All-Star team ... Georgia State All-Star team ... team pitching MVP ... set school career and season records for wins and strikeouts ... lettered three times in baseball and three times in basketball ... coached by Matt Champitto at Duluth High School.

PERSONAL

Majoring in pre-business ... born Zachary Scott Erwin on Jan. 24, 1994 in Chicago, IL.

Lefthander who pitched most of the 2013 season as a reliever, but moved into the weekend rotation in early May ... will compete for a starting spot on the mound in 2014.

Southern on May 12 ... pitched 5.1 innings in a starting role, allowing two runs with three strikeouts against #3 North Carolina in the ACC Tournament on May 24.

2013 (FRESHMAN)

Had a 5-2 record, two saves, and a 3.45 ERA in 22 appearances (six starts) ... in 60.0 innings pitched, he allowed 53 hits (.248 opponents' batting average) and 20 walks with 32 strikeouts ... did not allow more than three earned runs in any of his 22 appearances ... in 30.0 innings pitched over 11 appearances (two starts) in ACC regular-season games, he was 3-1 with a 3.00 ERA and .243 opponents' batting average ... pitched 0.2 innings in relief, allowing no runs with a strikeout in the second game of a doubleheader against Wright State on Feb. 23; it was his first career appearance ... pitched a perfect ninth inning with one strikeout against #7 South Carolina on Mar. 1 ... struck out both batters he faced in relief at #7 South Carolina on Mar. 3 ... pitched 5.0 innings in relief, allowing one hit, one run, and one walk with three strikeouts to earn his first career win against #12 Virginia on Mar. 16 ... pitched a hitless and scoreless ninth inning to record his first career save against Morehead State on Mar. 20 ... pitched 4.1 innings in relief, allowing three hits, no runs, and one walk with three strikeouts to earn the win in the first game of a doubleheader against Duke on Mar. 23 ... pitched 1.2 perfect innings with two strikeouts to record the save at Boston College on Apr. 5 ... pitched 2.1 hitless and scoreless innings in relief at Miami (FL) on Apr. 21 ... pitched 5.0 innings in his first career start, allowing four hits, one run, and one walk with four strikeouts to earn the win against Western Carolina on Apr. 24 ... pitched 6.0 innings in a starting role, allowing five hits, one run, and one walk to earn the win in the first game of a doubleheader against Maryland on May 6 ... pitched 5.0 innings in a starting role to earn the win against Georgia



ERWIN'S CAREER STATS

OVERALL

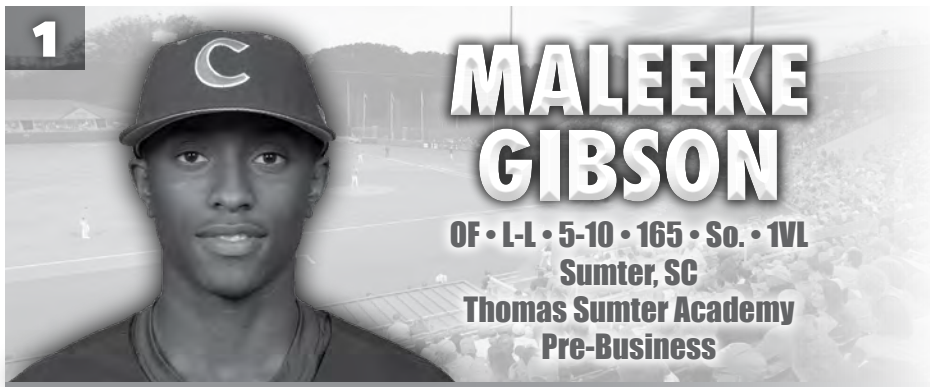
Year	ERA	W-L	APP	GS	CG	SHO/CBO	SV	IP	H	R	ER	BB	SO	AB	O/BA	WP	HBP	BK	PO	A	E	Fld%
2013	3.45	5-2	22	6	0	0/1	2	60.0	53	27	23	20	32	214	.248	2	5	1	6	12	1	.947

ACC REGULAR SEASON

Year	ERA	W-L	APP	GS	CG	SHO/CBO	SV	IP	H	R	ER	BB	SO	AB	O/BA	WP	HBP	BK	PO	A	E	Fld%
2013	3.00	3-1	11	2	0	0/0	1	30.0	25	11	10	8	11	103	.243	0	1	1	1	7	1	.889

VETERAN BIOS

1



MALEEKE GIBSON

OF • L-L • 5-10 • 165 • So. • 1VL
Sumter, SC
Thomas Sumter Academy
Pre-Business

Came on to be the predominant leadoff batter in May of 2013 ... has good speed ... will compete for a starting spot in the outfield in 2014.

2013 (FRESHMAN)

Hit .227 with 20 runs, three doubles, 16 RBIs, five walks, two hit-by-pitches, and eight steals in 40 games (26 starts, including 15 as the DH and 11 in left field) ... came off the bench and went 1-for-2 against William & Mary on Feb. 16; it was his first career game ... hit a double and had two RBIs

at #8 N.C. State on Mar. 8 ... went 2-for-4 with a run at #8 N.C. State on Mar. 10 ... went 1-for-2 with a game-high three runs off the bench in the first game of a doubleheader against #19 Georgia Tech on Apr. 26 ... went 3-for-5 with four RBIs and two runs against #19 Georgia Tech on Apr. 27; he was 4-for-8 with four RBIs and five runs in the series ... went 2-for-6 with three RBIs, one run, and one steal in the first game of a doubleheader at Furman on May 8 ... went 2-for-4 with one RBI, two runs, and two steals in the second game of a doubleheader at Furman on May 8; he was 4-for-10 with

GIBSON'S CAREER HIGHS

Runs	3	Georgia Tech	(11)4-26-13
Hits	3	Georgia Tech	4-27-13
Doubles	1	many (3)	-----
Home Runs	0	-----	-----
RBIs	4	Georgia Tech	4-27-13
Walks	1	many (5)	-----
Steals	2	Furman	(2)5-8-13

four RBIs, three runs, and three steals in the doubleheader ... went 2-for-4 with a double, two RBIs, and two runs against Georgia Southern on May 12 ... went 2-for-4 with a run against #9 N.C. State in the ACC Tournament on May 22.

BEFORE CLEMSON

Rated as the #10 player in South Carolina according to **Perfect Game** ... #34 prospect and #7 high school prospect in South Carolina according to **Baseball America** ... #15 player and #3 outfielder in South Carolina according to **Diamond Prospects** ... region MVP as a senior ... lettered five times in baseball ... coached by Bill DeLavan at Thomas Sumter Academy.

PERSONAL

Pronounced muh-LEEK ... majoring in pre-business ... born Maleeke Sirion Gibson on Feb. 20, 1994 in Sumter, SC.



GIBSON'S CAREER STATS

OVERALL

Year	Avg	GP-GS	AB	R	H	2B	3B	HR	RBI	TB	Slg%	BB	HP	SO	GDP	OB%	SF	SH	SB	PO	A	E	Fld%
2013	.227	40-26	110	20	25	3	0	0	16	28	.255	5	2	19	1	.271	1	2	8-9	16	1	1	.944

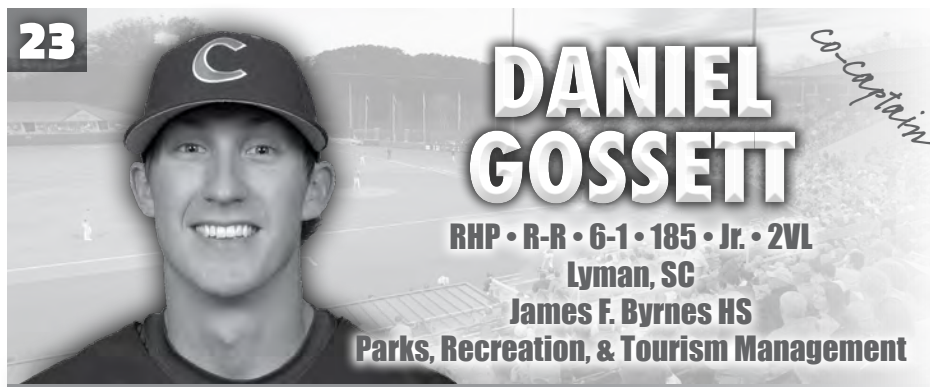
ACC REGULAR SEASON

Year	Avg	GP-GS	AB	R	H	2B	3B	HR	RBI	TB	Slg%	BB	HP	SO	GDP	OB%	SF	SH	SB	PO	A	E	Fld%
2013	.195	17-9	41	9	8	2	0	0	6	10	.244	2	0	7	0	.233	0	0	1-1	5	0	1	.833



VETERAN BIOS

23



DANIEL GOSSETT

Co-Captain

RHP • R-R • 6-1 • 185 • Jr. • 2VL

Lyman, SC

James F. Byrnes HS

Parks, Recreation, & Tourism Management

Righthander who has one of the team's best arms ... was the Friday starter during the entire 2013 season ... in 175.1 innings pitched over 35 appearances (26 starts) and two seasons, he has a 16-7 record, two saves, one shutout, and a 3.34 ERA while allowing 140 hits (.216 opponents' batting average) and 77 walks with 178 strikeouts ... his 9.14 strikeouts-per-nine-innings-pitched mark is ninth-best in school history ... team co-captain for 2014 ... preseason third-team All-American by **Collegiate Baseball** and **NCBWA** ... #77 player in the nation in the preseason by **Baseball America**.

2013 (SOPHOMORE)

Second-Team All-ACC selection ... ACC Academic Honor Roll member ... won the Stowe Award, given to the team's most valuable pitcher ... won the Dedication Award for outstanding work in the strength training room ... had a 10-4 record, one shutout, and a 2.56 ERA in 16 starts ... in 98.1 innings pitched, he allowed 78 hits (.213 opponents' batting average) and 38 walks with 91 strikeouts ... tied for fourth in the ACC in wins, tied for fifth in starts, sixth in opponents' batting average, seventh in strikeouts, tied for seventh in innings pitched, and ninth in ERA ... led the team in wins, starts, innings pitched, and strikeouts ... became the first Tiger to record 10 wins in a season since 2002 ... in 60.2 innings pitched over 10 ACC regular-season starts, he was 7-2 with a 2.67 ERA and .225 opponents' batting average along with 55 strikeouts against 22 walks; he tied for the ACC lead in wins ... pitched 6.2 innings in a starting role, allowing five hits and two earned runs with nine strikeouts to earn the win at #8 N.C. State on Mar. 8 ... pitched a five-hit shutout, allowing no walks with three strikeouts to earn the win against Duke on Mar. 22; it was the first shutout by a Tiger since 2008 ... pitched 6.0 innings in a starting role, allowing one earned run and two walks with nine strikeouts to earn the win against Wake Forest on Apr. 12 ... pitched 7.0 innings in a starting role, allowing three hits, no runs, and two walks with 10 strikeouts to earn the win at Miami (FL) on Apr. 19 ... pitched 7.0 innings in a starting role, allowing five hits, one run, and two walks with four strikeouts to earn the win in the first game of a doubleheader against #19 Georgia Tech on Apr. 26 ... pitched 7.1 innings in a starting role, allowing two hits, one run, and two walks with a team-season-high 12 strikeouts to earn the win against Georgia Southern on May 10 ... pitched 6.0 innings in a starting role, allowing three hits and no runs with three strikeouts to earn the win at #8 Florida State on May 16; named ACC Pitcher-

of-the-Week on May 20 for his performance ... pitched 6.0 innings in a starting role, allowing five hits and two runs with two strikeouts to earn the win against Saint Louis in the Columbia Regional on June 1 ... #120 overall prospect in the nation for the 2014 draft in the preseason by **Perfect Game** ... #75 sophomore in the nation in the preseason by **Perfect Game** ... #6 prospect in the ACC for the 2014 draft in the preseason by **Baseball America** ... #9 prospect in the ACC for the 2014 draft in the preseason by **Perfect Game** ... #1 college prospect in South Carolina for the 2014 draft in the preseason by **Perfect Game**.

2012 (FRESHMAN)

Clemson's Male Rookie-of-the-Year ... had a 6-3 record, two saves, and a 4.32 ERA in 19 appearances (10 starts) ... in 77.0 innings pitched, he allowed 62 hits (.221 opponents' batting average) and 39 walks with a team-high 87 strikeouts ... seventh in the ACC in opponents' batting average and eighth in strikeouts ... did not allow any of his five inherited baserunners to score ... held righthanded batters to a .183 batting average ... had a 1.98 ERA and a .170 opponents' batting average in two postseason starts ... named one of four national players-of-the-week by **Collegiate Baseball** for his performance in two games from Apr. 2-8; in 9.0 innings pitched over two appearances (one start), he earned a win and save while allowing only five hits (all singles), no runs, and no walks with 15 strikeouts ... pitched a hitless and scoreless inning with one strikeout to record his first career save against Maine on Feb. 26 ... pitched 7.0 innings in a starting role, allowing three hits (all in the first inning), two runs, and two walks with 10 strikeouts to earn his first career win against Elon at Greenville, SC on Mar. 21; he retired the last 13 batters he faced and 19 of the last 20 batters ... pitched 5.0 innings in a starting role with four strikeouts to earn the win at #18 Georgia on Mar. 27 ... pitched 7.0 innings in a starting role, allowing three hits, no runs, and no walks with a team-season-high 13 strikeouts to earn the win against Winthrop on Apr. 3; he retired the first 15 batters ... pitched 5.1 innings in relief, allowing three hits with seven strikeouts to earn the win at Georgia Tech on Apr. 29 ... pitched 4.1 innings in relief, allowing three hits, one run, and one walk with eight strikeouts to earn the win against College of Charleston on May 5 ... pitched 4.0 innings in relief, allowing two hits and no runs with three strikeouts to earn the win against #1 Florida State on May 12 ... #47 freshman in the nation in the preseason by **Baseball**

GOSSETT'S CAREER HIGHS

Total IP	9.0	Duke	3-22-13
Scoreless IP	9.0	Duke	3-22-13
Hits	10	North Carolina	3-30-13
Runs	8	North Carolina	3-30-13
Earned Runs	8	North Carolina	3-30-13
Walks	7	Boston College	4-5-13
Strikeouts	13	Winthrop	4-3-12

America ... #53 freshman in the nation in the preseason by **Perfect Game** ... #8 newcomer in the ACC in the preseason by **Baseball America**.

BEFORE CLEMSON

Drafted in the 16th round (#502 overall) by the Boston Red Sox in 2011 ... #127 player in the nation and #5 player in South Carolina by **Perfect Game** ... #4 player and #2 pitcher in South Carolina by **Diamond Prospects** ... #7 prospect in South Carolina for the 2011 draft by **Baseball America** ... all-state and all-conference selection as a senior ... lettered four times in baseball at James F. Byrnes High, where he was coached by Dwayne Haun.

PERSONAL

Majoring in parks, recreation, & tourism management ... born Daniel James Gossett on Nov. 13, 1992 in Spartanburg, SC.



GOSSETT'S CAREER STATS

OVERALL

Year	ERA	W-L	APP	GS	CG	SHO/CBO	SV	IP	H	R	ER	BB	SO	AB	O/BA	WP	HBP	BK	PO	A	E	Fld%
2012	4.32	6-3	19	10	0	0/1	2	77.0	62	37	37	39	87	281	.221	9	6	0	6	10	0	1.000
2013	2.56	10-4	16	16	1	1/2	0	98.1	78	40	28	38	91	366	.213	16	8	1	6	19	2	.926
Totals	3.34	16-7	35	26	1	1/3	2	175.1	140	77	65	77	178	647	.216	25	14	1	12	29	2	.953

ACC REGULAR SEASON

Year	ERA	W-L	APP	GS	CG	SHO/CBO	SV	IP	H	R	ER	BB	SO	AB	O/BA	WP	HBP	BK	PO	A	E	Fld%
2012	4.34	2-2	5	1	0	0/0	1	18.2	15	9	9	11	19	69	.217	2	1	0	0	3	0	1.000
2013	2.67	7-2	10	10	1	1/1	0	60.2	52	26	18	22	55	231	.225	9	3	1	4	8	2	.857
Totals	3.06	9-4	15	11	1	1/1	1	79.1	67	35	27	33	74	300	.223	11	4	1	4	11	2	.882

VETERAN BIOS

11



SHANE KENNEDY

OF/INF • R-R • 6-3 • 210 • Sr. • 1VL

Orlando, FL
Santa Fe College
Communication Studies

One of the team's top power hitters ... has good speed and is one of the team's best baserunners ... a career .320 hitter with a .409 on-base percentage in 105 games (102 starts) over two seasons (one at North Florida and one at Clemson) at the collegiate level ... has 15 doubles, seven triples, seven homers, 59 RBIs, 84 runs, 55 walks, five hit-by-pitches, and

28 steals ... suffered a torn ACL in the fall, but hopes to be back by midseason in 2014.

2013 (JUNIOR)

Second-Team All-ACC selection ... hit .317 with 47 runs, five doubles, four triples, five homers, 35 RBIs, a .408 on-base

KENNEDY'S CAREER HIGHS

Runs	3	Furman	(2) 5-8-13
Hits	3	many (4)	-----
Doubles	1	many (5)	-----
Home Runs	1	many (5)	-----
RBIs	3	many (2)	-----
Walks	3	North Carolina	4-1-13
Steals	3	Furman	(2) 5-8-13

percentage, 37 walks, and 22 steals in 62 games (62 starts, including 32 as the DH, 29 at third base, and one in left field) ... fifth in the ACC in steals and tied for sixth in triples ... led the team in batting average, runs, triples, walks, on-base percentage, sacrifice flies (5), and steals ... had a team-tying-high 23 multi-hit games ... had eight bunt singles ... one of three Tigers to start every game ... had at least one RBI in each of his first seven games as a Tiger ... had an 11-game hitting streak from April to May ... member of the Columbia Regional All-Tournament team after going 4-for-13 (.308) with one homer and two RBIs in three games ... hit a two-out, two-run homer in the eighth inning to score the game's only runs against William & Mary on Feb. 15; it was his first game and hit as a Tiger ... went 3-for-3 with a triple, three RBIs, two runs, one walk, and a steal against Wofford on Mar. 6 ... hit a two-run homer and had three RBIs against #12 Virginia on Mar. 15 ... went 2-for-3 with a double, run, and three walks at #1 North Carolina on Apr. 1; he was 5-for-11 (.455) with a double and three walks in the series ... went 1-for-3 with one RBI, one run, two walks, and two steals against Presbyterian College on Apr. 10; he led off the ninth inning with a walk and scored the walkoff run on Tyler Krieger's two-out single ... went 2-for-3 with a double, two runs, one RBI, and a steal against Western Carolina on Apr. 24 ... hit a two-run homer against Maryland on May 4 ... went 3-for-4 with an RBI and a steal in the first game of a doubleheader at Furman on May 8 ... went 1-for-3 with a homer, three runs, one walk, and a team-tying-season-high three steals in the second game of a doubleheader at Furman on May 8; he was 4-for-7 with one homer, two RBIs, four runs, one walk, and four steals in the doubleheader ... went 2-for-2 with a triple, an RBI, and two walks against Georgia Southern on May 10; he was 5-for-10 with a triple, three RBIs, three runs, and two walks in the series ... went 2-for-5 with two RBIs and a steal at #8 Florida State on May 16 ... went 3-for-5 with two runs, one walk, and two steals against #3 North Carolina in the ACC Tournament on May 24 ... went 3-for-5 with a homer and two runs against Saint Louis in the Columbia Regional on June 1 ... #11 college prospect in South Carolina for the 2013 draft in the preseason by **Perfect Game**.

BEFORE CLEMSON

Junior college All-American and all-state selection ... freshman All-American at North Florida in 2011 ... hit .324 with two homers, 24 RBIs, and six steals in 43 games (40 starts) at North Florida in 2011 ... lettered multiple times in baseball at Olympia High School ... coached by Johnny Wiggs at Santa Fe College ... coached by Smoke Laval at North Florida ... coached by Randy O'Neal at Olympia High School.

PERSONAL

Majoring in communication studies ... born Shane Hilton Kennedy on Jan. 31, 1992 in Orlando, FL.

KENNEDY'S CAREER STATS

OVERALL																							
Year	Avg	GP-GS	AB	R	H	2B	3B	HR	RBI	TB	Slg%	BB	HP	SO	GDP	OB%	SF	SH	SB	PO	A	E	Fld%
2011*	.324	43-40	148	37	48	10	3	2	24	70	.473	18	5	29	2	.410	2	7	6-7	67	86	12	.927
2013	.317	62-62	218	47	69	5	4	5	35	97	.445	37	0	48	3	.408	5	3	22-27	22	62	9	.903
Totals	.320	105-102	366	84	117	15	7	7	59	167	.456	55	5	77	5	.409	7	10	28-34	89	148	21	.919

* - North Florida

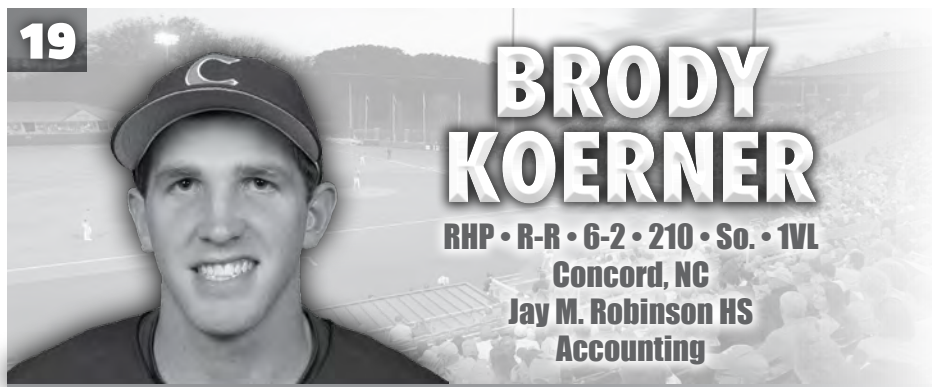
ACC REGULAR SEASON

Year	Avg	GP-GS	AB	R	H	2B	3B	HR	RBI	TB	Slg%	BB	HP	SO	GDP	OB%	SF	SH	SB	PO	A	E	Fld%
2013	.308	30-30	107	19	33	2	2	2	14	45	.421	19	0	29	1	.406	2	1	5-6	10	20	2	.938



VETERAN BIOS

19



BRODY KOERNER

RHP • R-R • 6-2 • 210 • So. • 1VL

Concord, NC

Jay M. Robinson HS
Accounting

KOERNER'S CAREER HIGHS

Total IP	6.0	Furman	⁽¹⁾ 5-8-13
Scoreless IP	6.0	Furman	⁽¹⁾ 5-8-13
Hits	6	Presbyterian College	4-10-13
Runs	6	USC Upstate	5-14-13
Earned Runs	5	USC Upstate	5-14-13
Walks	6	Furman	⁽¹⁾ 5-8-13
Strikeouts	7	Furman	⁽¹⁾ 5-8-13

pitched over nine appearances (eight starts); #18 prospect in the Coastal Plain League by **Perfect Game**.

BEFORE CLEMSON

Rated as the #16 prospect and #5 high school prospect in North Carolina by **Baseball America** ... East Coast Pro Showcase ... played in the North Carolina State games and North Carolina vs. South Carolina Border Games ... two-time all-state selection ... two-time region pitcher-of-the-year ... lettered three times in baseball, three times in basketball, and one time in football ... coached by Jason Sarvis at Jay M. Robinson High School.

PERSONAL

Pronounced KUHR-nuhr ... his father, Loren, and mother, Brenda, both played basketball at Davis & Elkins College ... his sister, Tabby, played basketball at Gardner-Webb from 2010-14 ... majoring in accounting ... born Brody Tyler Koerner on Oct. 17, 1993 in Winchester, VA.

Righthander who was the team's top midweek starter in 2013 ... will compete for a starting spot in 2014.

2013 (FRESHMAN)

ACC Academic Honor Roll member ... had a 1-1 record and a 3.99 ERA in 10 appearances (five starts) ... in 29.1 innings pitched, he allowed 24 hits (.222 opponents' batting average) and 22 walks with 28 strikeouts ... Clemson had a 4-1 record in his five starts ... allowed only one steal ... held opponents to a .189 batting average with runners on base ... pitched 2.2 innings in relief, allowing two hits and no earned runs with four strikeouts against Winthrop on Feb.

27 ... pitched 4.0 innings in a starting role, allowing four hits and one earned run with three strikeouts against Morehead State on Mar. 20; it was his first career start ... pitched 5.1 innings in a starting role, allowing one earned run with three strikeouts against Presbyterian College on Apr. 10 ... pitched 2.0 innings in relief, allowing two hits and no runs with four strikeouts ... pitched 6.0 innings in a starting role, allowing one hit and no runs with seven strikeouts to earn the win in the first game of a doubleheader at Furman on May 8; it was his first career outing away from home ... played for High Point-Thomasville in the Cape Cod League in the summer, where he had 37 strikeouts in 30.2 innings



KOERNER'S CAREER STATS

OVERALL

Year	ERA	W-L	APP	GS	CG	SHO/CBO	SV	IP	H	R	ER	BB	SO	AB	O/BA	WP	HBP	BK	PO	A	E	Fld%
2013	3.99	1-1	10	5	0	0/0	0	29.1	24	20	13	22	28	108	.222	6	4	0	4	4	5	.615

ACC REGULAR SEASON

Year	ERA	W-L	APP	GS	CG	SHO/CBO	SV	IP	H	R	ER	BB	SO	AB	O/BA	WP	HBP	BK	PO	A	E	Fld%
2013	54.00	0-0	1	0	0	0/0	0	0.1	0	3	2	2	1	1	.000	0	0	0	0	0	1	.000

VETERAN BIOS

3



TYLER KRIEGER

INF • S-R • 6-1 • 175 • So. • 1VL

Johns Creek, GA

Northview HS

Parks, Recreation, & Tourism Management

Switch-hitter who was the starting shortstop during the entire 2013 season ... has good speed ... slated to start at shortstop in 2014.

2013 (FRESHMAN)

Hit .257 with 28 runs, 10 doubles, one triple, 27 RBIs, a .349 on-base percentage, 28 walks, four hit-by-pitches, and

KRIEGER'S CAREER HIGHS

Runs	2	many (5)	-----
Hits	4	Presbyterian College	4-10-13
Doubles	1	many (10)	-----
Home Runs	0	-----	-----
RBIs	2	many (5)	-----
Walks	2	many (6)	-----
Steals	1	many (9)	-----

nine steals in 62 games (62 starts at shortstop) ... had a .958 fielding percentage ... did not commit an error in the last nine games and committed only one error in the last 17 games ... one of three Tigers to start every game ... hit .310 with runners in scoring position ... had a team-high six sacrifice bunts ... had 14 multi-hit games ... had a team-high two walkoff hits, both singles ... went 2-for-4 with an RBI against #7 South Carolina at Greenville, SC on Mar. 2 ... went 2-for-4 with an RBI and a run against #12 Virginia on Mar. 17 ... went 1-for-2 with a double, two RBIs, and two runs against Morehead State on Mar. 19 ... went 2-for-3 with a double and run against Morehead State on Mar. 20; he was 3-for-5 with two doubles, two RBIs, and three runs in the midweek series ... went 2-for-5 with an RBI and a run at #1 North Carolina on Apr. 1 ... went 2-for-3 with two RBIs, a run, walk, and stolen base at Western Carolina on Apr. 9 ... went 4-for-5 with a triple, one RBI, one run, and a steal against Presbyterian College on Apr. 10; he led off the eighth inning with a triple on a 1-2 pitch and scored the tying run on a wild pitch, then hit a walkoff single on an 0-2 pitch with two outs in the ninth inning ... had the game's only RBI when he hit a run-scoring single with two outs in the fifth inning in Clemson's 1-0 victory against Wake Forest on Apr. 13 ... went 3-for-3 with two RBIs, one run, and two walks in the first game of a doubleheader against #19 Georgia Tech on Apr. 26 ... went 2-for-5 with one walk and a walkoff single with two outs in the 11th inning in the second game of a doubleheader against #19 Georgia Tech on Apr. 26 ... went 2-for-4 with one RBI, two runs, and a walk against #19 Georgia Tech on Apr. 27; he was 7-for-12 (.583) with one double, four RBIs, and four walks in the three-game series ... went 2-for-4 with two RBIs and one run against Georgia Southern on May 12 ... #23 freshman in the nation in the preseason according to **Perfect Game** ... played for Santa Barbara in the California Collegiate League during the summer, where he batted .387 with two home runs, two doubles, six RBIs, and three steals in eight games.

BEFORE CLEMSON

Drafted in the 35th round (#1061 overall) by the Seattle Mariners in 2012 ... East Coast Pro Showcase ... Area Code Games ... all-state selection by ESPN.com ... team offensive MVP ... lettered three times in baseball ... coached by Josh Bartlett at Northview High School.

PERSONAL

Pronounced KREE-guhr ... his father, Bram, played baseball at Ithaca ... majoring in parks, recreation, & tourism management ... born Tyler Bram Krieger on Jan. 16, 1994 in Laguna, CA.

KRIEGER'S CAREER STATS

OVERALL

Year	Avg	GP-GS	AB	R	H	2B	3B	HR	RBI	TB	Slg%	BB	HP	SO	GDP	OB%	SF	SH	SB	PO	A	E	Fld%
2013	.257	62-62	218	28	56	10	1	0	27	68	.312	28	4	30	5	.349	2	6	9-15	85	192	12	.958

ACC REGULAR SEASON

Year	Avg	GP-GS	AB	R	H	2B	3B	HR	RBI	TB	Slg%	BB	HP	SO	GDP	OB%	SF	SH	SB	PO	A	E	Fld%
2013	.270	30-30	111	11	30	4	0	0	12	34	.306	13	1	18	1	.352	0	1	2-7	49	87	8	.944



VETERAN BIOS

39



JAKE LONG

RHP • R-R • 6-0 • 195 • *Jr. • RS
Anderson, SC
East Tennessee State University
Economics

where he was 2-1 with a 2.02 ERA, .186 opponents' batting average, and 44 strikeouts in 35.2 innings pitched over eight appearances (seven starts).

BEFORE CLEMSON

Had a 2-9 record, one save, a 4.38 ERA, .256 opponents' batting average, and 70 strikeouts against 36 walks in 88.1 innings pitched over 19 appearances (15 starts) at East Tennessee State in 2012 ... played at Spartanburg Methodist College in 2011 ... member of the Alaska All-Star team in the summer of 2012 ... lettered multiple times in baseball ... coached by Tony Skole at East Tennessee State ... coached by Tim Wallace at Spartanburg Methodist College ... coached by Adam Comstock at T.L. Hanna High School.

PERSONAL

Played alongside his brother, John, at East Tennessee State in 2012 ... his brother, Matt, played baseball at Erskine ... majoring in economics ... born Jacob Paul Long on Oct. 19, 1991 in Anderson, SC.

Righthander who sat out in 2013 after transferring from East Tennessee State ... will compete for a starting spot in the weekend rotation in 2014.

2013 (JUNIOR)

Red-shirted ... sat out due to NCAA transfer rules ... played for Florence in the Coastal Plain League in the summer,



LONG'S CAREER STATS

OVERALL

Year	ERA	W-L	APP	GS	CG	SHO/CBO	SV	IP	H	R	ER	BB	SO	AB	O/BA	WP	HBP	BK	PO	A	E	Fld%
2012*	4.38	2-9	19	15	0	0/0	1	88.1	89	57	43	36	70	348	.256	6	3	1	4	9	2	.867

* - East Tennessee State

VETERAN BIOS

48



GARRETT LOVORN

RHP • R-R • 6-3 • 215 • *Fr. • RS

Pendleton, SC
Pendleton HS

Parks, Recreation, & Tourism Management

2013 (FRESHMAN)

Red-shirted during the season as a member of the developmental squad.

BEFORE CLEMSON

Rated as the #12 pitcher in South Carolina according to **Diamond Prospects** ... North/South All-Star game participant after his senior season at Pendleton High School ... member of the district champions ... lettered four times in baseball at Pendleton High School ... coached by David Skelly at Pendleton High School.

PERSONAL

Pronounced luh-VOHRN ... his cousin, Riley Lovorn, who attends T.L. Hanna High School, signed a letter of intent to play women's golf at Clemson under Head Coach J.T. Horton starting in the 2014-15 academic year ... majoring in parks, recreation, & tourism management ... born Garrett Wade Lovorn on May 7, 1994 in Anderson, SC.

Righthander who sat out during the 2013 season ... will compete for innings out of the bullpen in 2014 ... one of 18

Tigers on the 2014 team from the state of South Carolina ... attended nearby Pendleton (SC) High School.



VETERAN BIOS

12



McGIBBON'S CAREER HIGHS

Runs	3	many (3)	-----
Hits	4	Furman	(2) 5-8-13
Doubles	1	many (17)	-----
Home Runs	1	many (6)	-----
RBIs	5	Furman	4-10-12
Walks	3	Florida State	5-20-11
Steals	1	many (8)	-----

the bench against Davidson on May 17 ... walked three times at #4 Florida State on May 20 ... won the Omaha Challenge competition among fielders in the fall of 2010 ... played for North Shore in the New England Collegiate Baseball League in the summer, where he played only three games.

BEFORE CLEMSON

Drafted in the 29th round (#882 overall) by the Seattle Mariners in 2010 ... member of the Greater New York Sandlot team as a senior ... member of the state champions, Long Island champions, and Suffolk County champions as a senior ... MVP, all-county, All-Long Island, and all-state selection as a senior ... MVP, two-time all-county, All-Long Island, and all-state selection in football ... lettered four times in baseball and three times in football at Lindenhurst Senior High, where he was coached by Michael Cannobio.

PERSONAL

Majoring in sociology ... born Jonathan Gerard McGibbon on Oct. 5, 1992 in Syosset, NY.



First-baseman who is a career .269 hitter with a .357 on-base percentage in 160 games (126 starts) over three seasons ... has 17 doubles, one triple, six homers, 84 RBIs, 70 runs, 63 walks, nine hit-by-pitches, and eight steals ... two-time team co-captain ... team co-captain for 2014.

2013 (JUNIOR)

Team co-captain ... hit .285 with 33 runs, five doubles, 37 RBIs, a .363 on-base percentage, 22 walks, five hit-by-pitches, and seven steals in 58 games (58 starts at first base) ... committed only one error in 562 chances and had a .998 fielding percentage ... hit .342 with runners in scoring position ... hit a team-high .333 in 24 games away from home and a team-high .365 in 20 games on opponents' home fields ... was 3-for-6 with one double and 10 RBIs with the bases loaded ... had 16 multi-hit games ... was 25-for-59 (.424) in his last 18 games ... went 3-for-5 with an RBI at #8 N.C. State on Mar. 8 ... went 2-for-4 with three RBIs against Morehead State on Mar. 20 ... went 2-for-4 with a double, four RBIs, and a steal at Georgia on Mar. 26; he was 3-for-7 with one double, five RBIs, a .556 on-base percentage, and one steal in the series ... had the game's only RBI when he hit a run-scoring single in the sixth inning in Clemson's 1-0 victory at Boston College on Apr. 7 ... went 3-for-4 with four RBIs and three runs at Western Carolina on Apr. 9; his run-scoring single in the ninth inning gave Clemson the lead for good ... went 2-for-3 with three RBIs, one run, and two walks against in the first game of a doubleheader #19 Georgia Tech on Apr. 26 ... went 4-for-4 with three RBIs, two runs, and one steal in the second game of a doubleheader at Furman on May 8; he was 5-for-6 with a double, four RBIs, five runs, two walks, and one steal in the doubleheader ... went 3-for-4 at #8 Florida State on May 18; he was 6-for-10 with a run, walk, and hit-by-pitch in the series ... suffered a hamstring injury in practice on May 28 and missed the Columbia Regional ... #17 prospect in the ACC for the 2013 draft in the preseason by **Perfect Game** ... #7 college prospect in South Carolina for the 2013 draft in the preseason by **Perfect Game**.

2012 (SOPHOMORE)

Hit .233 with 29 runs, eight doubles, one triple, five homers, 33 RBIs, a .317 on-base percentage, 27 walks, and two hit-by-pitches in 59 games (57 starts, including 55 at first base, one in left field, and one as the DH) ... was 4-for-10 with 11

RBIs and two walks with the bases loaded ... had a 10-game hitting streak from April to May ... reached base safely in 24 consecutive games from April to May ... went 3-for-5 and scored the walkoff run against #2 South Carolina on Mar. 4 ... went 2-for-4 with a homer and four RBIs against Holy Cross on Mar. 7 ... went 1-for-2 with three RBIs and a walk at #18 Georgia on Mar. 27 ... hit a leadoff triple and scored the winning run in the 11th inning at Duke on Apr. 6 ... went 3-for-4 with a homer, double, five RBIs, three runs, and a walk against Furman at Greenville, SC (Fluor Field) on Apr. 10 ... went 2-for-4 with a homer against #17 Virginia in the ACC Tournament on May 24 ... went 3-for-5 with a homer, double, four RBIs, and two runs against #1 Florida State in the ACC Tournament on May 25; with one out in the ninth inning and Clemson trailing 7-6, he lined a three-run walkoff homer to right-center against #1 Florida State in the ACC Tournament on May 25; it was only the second walkoff homer by a Tiger in ACC Tournament history and the first since 1981; he won Clemson's Best Moment Award for the walkoff homer; he earned All-ACC Tournament honors by going 5-for-13 (.385) with two homers, one double, five RBIs, and three runs in three games ... played for Falmouth in the Cape Cod League in the summer, where he hit .280 with 13 doubles, one triple, two homers, 20 RBIs, and three steals in 42 games.

2011 (FRESHMAN)

Hit .339 with eight runs, four doubles, one homer, 14 RBIs, a .463 on-base percentage, and one steal in 43 games (11 starts, including four at first base, four as the DH, and three in right field) ... Clemson was 10-1 in his 11 starts ... in 19 ACC regular-season games (five starts), he was 10-for-29 (.345) with two doubles, one homer, five RBIs, and a .457 on-base percentage ... was 14-for-27 (.519) with two doubles, 10 RBIs, and a .595 on-base percentage in 32 games off the bench ... was 10-for-17 (.588) with a double, five RBIs, four walks, a hit-by-pitch, and .652 on-base percentage as a pinch-hitter ... was 16-for-37 (.432) after the fifth inning ... reached base in seven of his 11 plate appearances when leading off an inning ... had a hit in each of his first three at-bats and reached base in each of his first six plate appearances ... hit his first career home run at N.C. State on Mar. 27 ... hit a pinch-hit, walkoff single with one out in the 10th inning against Coastal Carolina on Apr. 5 ... went 2-for-2 with three RBIs off

McGIBBON'S CAREER STATS

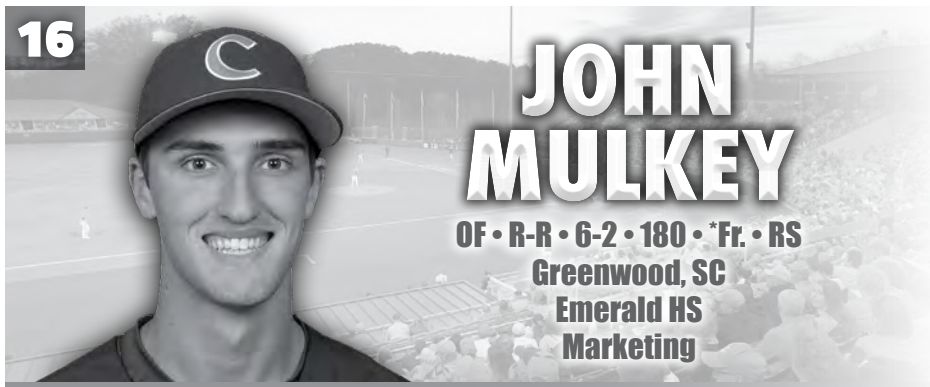
OVERALL																							
Year	Avg	GP-GS	AB	R	H	2B	3B	HR	RBI	TB	Slg%	BB	HP	SO	GDP	OB%	SF	SH	SB	PO	A	E	Fld%
2011	.339	43-11	62	8	21	4	0	1	14	28	.452	14	2	17	1	.463	2	1	1-1	63	5	1	.986
2012	.233	59-57	215	29	50	8	1	5	33	75	.349	27	2	44	3	.317	5	4	0-1	506	39	10	.982
2013	.285	58-58	207	33	59	5	0	0	37	64	.309	22	5	29	2	.363	3	1	7-8	520	41	1	.998
Totals	.269	160-126	484	70	130	17	1	6	84	167	.345	63	9	90	6	.357	10	6	8-10	1089	85	12	.990

ACC REGULAR SEASON

Year	Avg	GP-GS	AB	R	H	2B	3B	HR	RBI	TB	Slg%	BB	HP	SO	GDP	OB%	SF	SH	SB	PO	A	E	Fld%
2011	.345	19-5	29	2	10	2	0	1	5	15	.517	6	0	10	0	.457	0	0	0-0	31	1	0	1.000
2012	.204	28-27	103	12	21	3	1	0	8	26	.252	12	1	23	3	.291	1	1	0-0	227	18	7	.972
2013	.294	30-30	109	13	32	2	0	0	14	34	.312	10	2	19	0	.361	1	0	2-3	262	27	0	1.000
Totals	.261	77-62	241	27	63	7	1	1	27	75	.311	28	3	52	3	.343	2	1	2-3	520	46	7	.988

VETERAN BIOS

16



JOHN MULKEY

OF • R-R • 6-2 • 180 • *Fr • RS

Greenwood, SC
Emerald HS
Marketing

the outfield ... one of 18 Tigers on the 2014 team from the state of South Carolina.

2013 (FRESHMAN)

Red-shirted as a member of the developmental squad ... ACC Academic Honor Roll member.

BEFORE CLEMSON

Rated as the #9 outfielder in South Carolina according to **Diamond Prospects** ... South Carolina Select All-Star ... all-state selection ... received team offensive MVP honors during his junior and senior seasons ... member of the district champions as a junior and region champions during his senior season ... lettered four times in baseball at Emerald High School ... coached by Stanley Moss at Emerald High School.

PERSONAL

Majoring in marketing ... born John Frederick Mulkey on Nov. 6, 1993 in Kennesaw, GA.

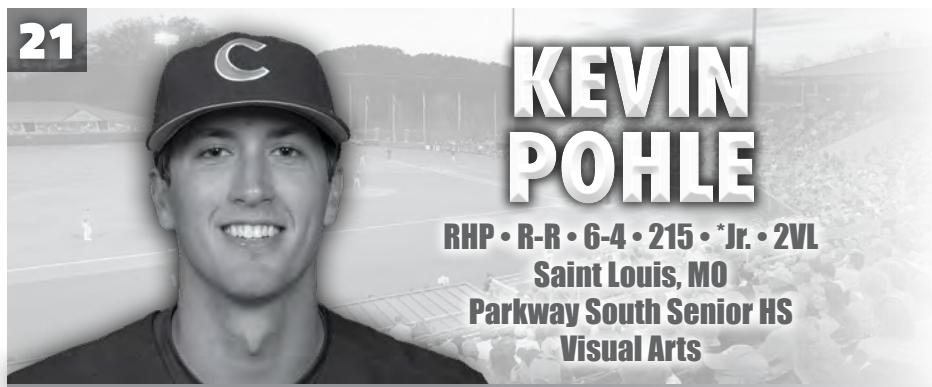
Freshman outfielder who red-shirted during the 2013 season as a member of the developmental squad ... will

compete for innings at multiple outfield positions during the 2014 season ... has good speed and will add depth to



VETERAN BIOS

21



KEVIN POHLE

RHP • R-R • 6-4 • 215 • *Jr. • 2VL
Saint Louis, MO
Parkway South Senior HS
Visual Arts

Righthander who was the team's top freshman pitcher in 2011 and was a weekend starter most of the 2012 season ... missed the entire 2013 season as he recovered from a shoulder injury ... effective when keeping the ball down in the strikezone ... in 109.0 innings pitched over 33 appearances (17 starts) and two active seasons, he has a 12-6 record and a 3.14 ERA while allowing 117 hits (.279 opponents' batting average) and 42 walks with 57 strikeouts ... two-time ACC Academic Honor Roll member.

2013 (JUNIOR)

Red-shirted due to a shoulder injury ... ACC Academic Honor Roll member ... #3 college prospect in South Carolina for the 2013 draft in the preseason by **Perfect Game**.

2012 (SOPHOMORE)

Had a 7-4 record and a 3.66 ERA in 16 appearances (14 starts) ... in 76.1 innings pitched, he allowed 80 hits (.277 opponents' batting average) and 32 walks with 40 strikeouts ... tied for the team lead in wins ... in 48.0 innings pitched over nine appearances (seven starts) at home, he was 5-1 with a 1.88 ERA ... tied for 10th in the ACC in wins ... in 19.0 innings pitched over four appearances (two starts) in non-ACC regular-season games, he had a 3-0 record and did not allow an earned run ... had a 2.96 ERA in 27.1 innings pitched over five starts against top-25 ranked teams ... held opponents to a .163 batting average with runners in scoring position and two outs ... had a 1.42 ERA in 12.2 innings pitched after the fifth inning ... only allowed three steals in five attempts ... pitched 4.0 innings in relief, allowing two hits, no runs, and two walks with three strikeouts to earn the win in the second game of a doubleheader against UAB on Feb. 18 ... pitched 3.0 innings in relief, allowing no earned runs and no walks with four strikeouts to earn the win against Maine on Feb. 26 ... pitched 5.0 innings in a starting role, allowing no earned runs and two walks with five strikeouts against #2 South Carolina on Mar. 4 ... pitched 6.2 innings in a starting role, allowing seven hits, one run, and no walks with five strikeouts to earn the win against Boston College on Mar. 18 ... pitched 6.0 innings in a starting role, allowing six hits, one run, and one walk with three strikeouts against #7 Miami (FL) on Apr. 1 ... pitched 7.0 innings in a starting role, allowing four hits, two runs, and one walk with four strikeouts to earn the win at Duke on Apr. 8; he retired the first 15 batters ... pitched 7.0 innings in a starting role, allowing six hits, no runs, and one walk with five strikeouts

to earn the win against College of Charleston on May 6 ... pitched 6.0 innings in a starting role, allowing six hits, one earned run, and one walk to earn the win in the first game of a doubleheader against #1 Florida State on May 14 ... pitched 5.0 innings in a starting role, allowing four hits and two runs with one strikeout to earn the win against Coastal Carolina in the Columbia Regional on June 1 ... #98 sophomore in the nation in the preseason by **Perfect Game** ... played for Falmouth in the Cape Cod League in the summer, where he was 1-1 with a 2.70 ERA and nine strikeouts in 10.0 innings pitched over two starts.

2011 (FRESHMAN)

Second-team freshman All-American by **NCBWA** ... All-ACC Academic team member ... ACC Academic Honor Roll member ... had a 5-2 record and 1.93 ERA in 17 appearances (three starts) ... in 32.2 innings pitched, he allowed 37 hits (.282 opponents' batting average), no homers, and 10 walks with 17 strikeouts ... led the team in ERA ... in 11.2 innings pitched over eight relief appearances in ACC regular-season games, he was 1-0 with a 2.31 ERA ... had a .190 opponents' batting average with runners in scoring position ... pitched 3.2 innings in relief in his first career outing, allowing one run and no walks against Eastern Michigan on Feb. 19 ... pitched 2.2 innings in relief, allowing three hits and no runs to earn his first career win against Wofford on Mar. 2 ... pitched 3.0 innings in relief, allowing four hits, one run, and no walks with two strikeouts to earn the win against Duke on Mar. 19 ... pitched a scoreless seventh inning in relief, allowing one hit with two strikeouts at N.C. State on Mar. 25 ... retired the only batter he faced in the sixth inning to earn the win against Georgia on Mar. 29 ... pitched 2.2 innings in relief, allowing one hit and no earned runs with one strikeout at #6 North Carolina on Apr. 1 ... pitched a hitless and scoreless sixth inning at #6 North Carolina on Apr. 3; he allowed just one hit and no earned runs in 3.2 innings pitched in the series ... pitched 2.0 innings in relief, allowing two hits and no runs with one strikeout at Boston College on Apr. 15 ... pitched a scoreless eighth inning with two strikeouts in the second game of a doubleheader against Gardner-Webb on May 7 ... pitched 5.0 innings in his first career start, allowing three hits, no runs, and one walk with two strikeouts to earn the win against East Tennessee State on May 11 ... pitched 5.0 innings in a starting role, allowing six hits, no runs, and one walk with four strikeouts to earn the win against Davidson on May 17 ... pitched 2.0 innings in relief, allowing

POHLE'S CAREER HIGHS

Total IP	7.0	many (2)	-----
Scoreless IP	7.0	College of Charleston	5-6-12
Hits	7	Boston College	3-18-12
Runs	6	many (2)	-----
Earned Runs	5	many (2)	-----
Walks	4	many (4)	-----
Strikeouts	5	many (3)	-----

one hit and no runs with a strikeout against Sacred Heart in the Clemson Regional on June 3.

BEFORE CLEMSON

All-conference selection as a senior at Parkway South Senior High School ... #2 righthander prospect in Missouri, #6 overall prospect in Missouri, and #333 overall prospect in the nation by **Perfect Game** ... member of the USA Tournament of Stars ... all-metro selection as a junior ... all-district pick in basketball as a senior ... lettered three times in baseball and three times in basketball at Parkway South Senior High, where he was coached by Adam Stahl.

PERSONAL

Pronounced POHL-ee ... has an identical twin brother, Scott ... majoring in visual arts ... born Kevin Raymond Pohle on Apr. 27, 1992 in Saint Louis, MO.



POHLE'S CAREER STATS

OVERALL

Year	ERA	W-L	APP	GS	CG	SHO/CBO	SV	IP	H	R	ER	BB	SO	AB	O/BA	WP	HBP	BK	PO	A	E	Fld%
2011	1.93	5-2	17	3	0	0/3	0	32.2	37	9	7	10	17	131	.282	5	1	0	0	5	0	1.000
2012	3.66	7-4	16	14	0	0/0	0	76.1	80	43	31	32	40	289	.277	3	3	1	8	13	0	1.000
Totals	3.14	12-6	33	17	0	0/3	0	109.0	117	52	38	42	57	420	.279	8	4	1	8	18	0	1.000

ACC REGULAR SEASON

Year	ERA	W-L	APP	GS	CG	SHO/CBO	SV	IP	H	R	ER	BB	SO	AB	O/BA	WP	HBP	BK	PO	A	E	Fld%
2011	2.31	1-0	8	0	0	0/0	0	11.2	12	5	3	5	7	47	.255	4	1	0	0	1	0	1.000
2012	4.47	3-3	10	10	0	0/0	0	50.1	52	30	25	23	21	188	.277	2	2	1	6	7	0	1.000
Totals	4.06	4-3	18	10	0	0/0	0	62.0	64	35	28	28	28	235	.272	6	3	1	6	8	0	1.000

VETERAN BIOS

32



CLATE SCHMIDT

RHP • R-R • 6-2 • 205 • So. • 1VL

Acworth, GA

Allatoona HS

Parks, Recreation, & Tourism Management

Righthander who was a weekend starter most of the 2013 season as a freshman ... will compete for innings in a variety of roles in 2014.

2013 (FRESHMAN)

Had a 3-4 record and a 5.34 ERA in 16 appearances (11 starts) ... in 55.2 innings pitched, he allowed 82 hits and

SCHMIDT'S CAREER HIGHS

Total IP	7.0	many (2)	-----
Scoreless IP	4.0	Wright State	(2) 2-23-13
Hits	11	Georgia Tech	4-27-13
Runs	7	Georgia Tech	4-27-13
Earned Runs	5	Virginia	3-16-13
Walks	5	Boston College	4-6-13
Strikeouts	5	South Carolina	3-2-13

26 walks with 25 strikeouts ... held opponents to 1-for-9 (.111) with one strikeout against no walks with the bases loaded ... pitched 2.2 innings in relief, allowing no runs and no walks with three strikeouts against William & Mary on Feb. 16; it was his first career appearance ... pitched 4.0 innings in a starting role, allowing no runs and one walk with two strikeouts to earn his first career win in the second game of a doubleheader against Wright State on Feb. 23; it was his first career start ... pitched 7.0 innings in a starting role, allowing five hits, two runs, and three walks with five strikeouts to earn the win against #7 South Carolina at Greenville, SC on Mar. 2; he earned the Bob Bradley Award, becoming the first freshman to win the award since 2007 and the first pitcher to win the award since 2006 ... pitched 3.2 innings in a starting role, allowing one earned run with three strikeouts at #8 N.C. State on Mar. 9 ... pitched 7.0 innings in a starting role, allowing six hits and two runs to earn the win at Boston College on Apr. 6 ... pitched 3.2 innings in relief, allowing no hits, no runs, and no walks with one strikeout at #8 Florida State on May 17 ... #5 freshman in the nation in the preseason by [CollegeSportsMadness.com](#) ... #19 freshman in the nation in the preseason by **Perfect Game** ... #24 freshman in the nation in the preseason by **Baseball America** ... preseason ACC freshman-of-the-year by [CollegeSportsMadness.com](#) ... #4 newcomer in the ACC in the preseason by **Baseball America** ... #2 prospect in the ACC for the 2015 draft in the preseason by **Perfect Game** ... played for Falmouth in the Cape Cod League in the summer, where he pitched 8.2 innings over three appearances (two starts).

BEFORE CLEMSON

Drafted in the 36th round (#1114 overall) by the Detroit Tigers in 2012 ... #31 player and #10 right-hander in the nation and #4 player in Georgia by **Perfect Game** ... #171 prospect in the nation and #14 prospect in Georgia by **Baseball America** ... East Coast Pro Showcase ... All-American by **Perfect Game** ... Under-18 Team USA member ... all-state selection as a senior ... Cobb County Pitcher-of-the-Year as a senior ... All-Cobb County selection as a freshman, sophomore, junior, and senior ... lettered four times in baseball and three times in basketball ... coached by Keith Hansen at Allatoona High School.

PERSONAL

His father, retired Marine Col. Dwight Schmidt, flew F-18 fighter jets for 20 years, including an extended tour in Iraq and Afghanistan, before retiring to become a pilot with Delta ... majoring in parks, recreation, & tourism management ... born Clate Connor Schmidt on Dec. 10, 1993 in Beaufort, SC.

SCHMIDT'S CAREER STATS

OVERALL

Year	ERA	W-L	APP	GS	CG	SHO/CBO	SV	IP	H	R	ER	BB	SO	AB	O/BA	WP	HBP	BK	PO	A	E	Fld%
2013	5.34	3-4	16	11	0	0/1	0	55.2	82	39	33	26	25	239	.343	4	7	1	5	14	1	.950

ACC REGULAR SEASON

Year	ERA	W-L	APP	GS	CG	SHO/CBO	SV	IP	H	R	ER	BB	SO	AB	O/BA	WP	HBP	BK	PO	A	E	Fld%
2013	6.23	1-3	10	8	0	0/0	0	39.0	63	33	27	18	14	172	.366	1	3	0	4	11	1	.938



VETERAN BIOS

40



KYLE SCHNELL

RHP • R-R • 6-2 • 180 • Jr. • 1VL

Alpharetta, GA
Lake Sumter (FL) CC
Pre-Business

SCHNELL'S CAREER HIGHS

Total IP	3.1	Winthrop	2-27-13
Scoreless IP	3.1	Winthrop	2-27-13
Hits	4	N.C. State	3-9-13
Runs	3	Western Carolina	4-9-13
Earned Runs	2	many (3)	-----
Walks	2	Georgia Tech	4-27-13
Strikeouts	3	many (2)	-----

with two strikeouts against Maryland on May 4 ... pitched 2.1 perfect innings in relief with two strikeouts to earn the win in the second game of a doubleheader at Furman on May 8 ... pitched 3.0 innings in relief, allowing two hits and no runs with one strikeout to record the save against Saint Louis in the Columbia Regional on June 1.

BEFORE CLEMSON

Sunbelt League All-Star team in junior college ... all-region selection in high school ... member of the region championships during his junior and senior seasons ... lettered three times in baseball ... coached by Rich Billings at Lake Sumter (FL) Community College ... coached by Joey Ray at Milton High School.

PERSONAL

Majoring in pre-business ... born Kyle Stephens Schnell on Oct. 15, 1992 in Alpharetta, GA.

Sidearm righthander who was in his first season in the program in 2013 ... was one of the top pitchers out of the bullpen in 2013.

2013 (SOPHOMORE)

Had a 2-0 record, two saves, and a 2.84 ERA in a team-tying-high 24 appearances, all out of the bullpen ... in 31.2 innings pitched, he allowed 35 hits (.278 opponents' batting average), no homers, and 10 walks with 22 strikeouts ... pitched a perfect ninth inning against Wright State on Feb. 24 ... pitched 3.1 perfect innings in relief with three strikeouts

against Winthrop on Feb. 27 ... pitched a perfect inning in relief at #7 South Carolina on Mar. 3 ... pitched 2.2 innings in relief, allowing no runs and no walks with one strikeout to earn his first career win at #8 N.C. State on Mar. 9; in 5.0 innings pitched over two relief appearances in the series, he allowed five hits, one run, and one walk with four strikeouts ... pitched 1.1 hitless and scoreless innings in relief with one strikeout to record his first career save against Charleston Southern on Mar. 13 ... pitched 2.1 scoreless innings in relief with two strikeouts against #19 Georgia Tech on Apr. 27 ... pitched 2.1 innings in relief, allowing two hits and no runs



SCHNELL'S CAREER STATS

OVERALL

Year	ERA	W-L	APP	GS	CG	SHO/CBO	SV	IP	H	R	ER	BB	SO	AB	O/BA	WP	HBP	BK	PO	A	E	Fld%
2013	2.84	2-0	24	0	0	0/1	2	31.2	35	13	10	10	22	126	.278	1	5	2	5	3	0	1.000

ACC REGULAR SEASON

Year	ERA	W-L	APP	GS	CG	SHO/CBO	SV	IP	H	R	ER	BB	SO	AB	O/BA	WP	HBP	BK	PO	A	E	Fld%
2013	4.60	1-0	11	0	0	0/0	0	15.2	23	8	8	6	13	69	.333	1	2	1	2	2	0	1.000

VETERAN BIOS

18



TYLER SLATON

OF • L-L • 5-8 • 205 • Jr. • 2VL

Cumming, GA

North Forsyth HS

Parks, Recreation, & Tourism Management

Outfielder who came on to be one of the top hitters during the 2013 midseason after a slow start ... a career .244 hitter with a .363 on-base percentage in 106 games (62 starts)

over two seasons ... had five doubles, one triple, 20 RBIs, 33 runs, 35 walks, seven hit-by-pitches, and 12 steals ... has eight outfield assists in his career.

SLATON'S CAREER HIGHS

Runs	2	many (9)	-----
Hits	4	Georgia	3-26-13
Doubles	1	many (5)	-----
Home Runs	0	-----	-----
RBIs	2	Duke	⁽¹⁾ 3-23-13
Walks	4	Georgia Tech	⁽²⁾ 4-26-13
Steals	3	Georgia Tech	⁽²⁾ 4-26-13

a walk at Boston College on Apr. 7; he was 8-for-12 (.667) with three runs in the series ... went 2-for-3 with two runs and a walk against Western Carolina on Apr. 24 ... had a team-season-high four walks and a team-tying-season-high three steals in the second game of a doubleheader against #19 Georgia Tech on Apr. 26 ... went 1-for-2 with two walks against Liberty in the Columbia Regional on June 2 ... played for Wilmington in the Coastal Plain League in the summer, where he hit .202 with one homer, two doubles, seven RBIs, 14 runs, and nine steals in 39 games (37 starts).

2013 (SOPHOMORE)

ACC Academic Honor Roll member ... hit .263 with 18 runs, four doubles, one triple, 13 RBIs, a .366 on-base percentage, 23 walks, five hit-by-pitches, and six steals in 59 games (45 starts, including 44 in left field and one in centerfield) ... had five outfield assists ... hit .295 with a .393 on-base percentage in ACC regular-season games ... hit .314 in 25 games away from home ... was 11-for-26 (.423) with a .545 on-base percentage after the seventh inning ... had 12 multi-hit games ... came off the bench and hit a double against #12 Virginia on Mar. 15 ... went 3-for-4 with an RBI and a run against #12 Virginia on Mar. 17; he was 4-for-6 with a double and two RBIs in the series ... went 2-for-4 with an RBI and a steal against Morehead State on Mar. 19 ... went 4-for-5 with two runs at Georgia on Mar. 26; he was 5-for-8 (.625) with one double and two walks in the series ... went 3-for-4 with two runs and a walk at #1 North Carolina on Mar. 30 ... went 3-for-5 with a triple and an RBI at Boston College on Apr. 5 ... went 2-for-4 with two runs at Boston College on Apr. 6 ... went 3-for-3 with

2012 (FRESHMAN)

Hit .189 with 15 runs, one double, seven RBIs, a .353 on-base percentage, 12 walks, two hit-by-pitches, and six steals in 47 games (17 starts, including seven in centerfield, five in left field, and five in right field) ... five of his seven RBIs were two-out RBIs ... hit .333 with runners in scoring position ... was 4-for-9 (.444) with a .615 on-base percentage and five steals in 14 games (three starts) against top-25 ranked teams ... had three outfield assists ... had a .500 on-base percentage when leading off an inning ... had the most chances without an error (43) on the team ... scored two walkoff runs, both on walkoff hits by Thomas Brittle ... went 2-for-4 with an RBI and two runs against Elon on Mar. 20 ... went 2-for-4 with an RBI, run, walk, and steal at #18 Georgia on Mar. 27 ... hit a run-scoring double and scored a run against #7 Miami (FL) on Mar. 31 ... came off the bench, hit a run-scoring single, and scored a run at Duke on Apr. 7 ... came off the bench and scored the tying run in the eighth inning and winning run in the 12th inning against #17 N.C. State on Apr. 13; he walked once and was hit-by-pitch ... went 1-for-2 with an RBI and a hit-by-pitch against #17 N.C. State on Apr. 15; he reached base in four of his five plate appearances in the series ... totaled three walks and two runs, including the walkoff run in the ninth inning, against Charleston Southern on Apr. 17 ... had two walks and scored two runs against Tennessee Tech on May 8 ... played for New Market in the Valley Baseball League in the summer, where he hit .250 with one triple, one homer, 12 RBIs, 19 walks against only 13 strikeouts, and three steals in 35 games.

BEFORE CLEMSON

All-region selection as a sophomore, junior, and senior ... lettered four times in baseball and four times in football at North Forsyth High, where he was coached by Jim Cahill.

PERSONAL

Pronounced SLAYT-ihn ... his father, Mike, played football at Troy ... his grandfather, Paul Slaton, played football at Florida State and was a roommate of Burt Reynolds ... his uncle, Steve Slaton, was a wrestler at Gardner-Webb ... majoring in parks, recreation, & tourism management ... born Tyler Michael Slaton on May 26, 1992 in Cumming, GA.

SLATON'S CAREER STATS

OVERALL

Year	Avg	GP-GS	AB	R	H	2B	3B	HR	RBI	TB	Slg%	BB	HP	SO	GDP	OB%	SF	SH	SB	PO	A	E	Fld%
2012	.189	47-17	53	15	10	1	0	0	7	11	.208	12	2	17	0	.353	1	1	6-6	40	3	0	1.000
2013	.263	59-45	160	42	4	1	0	13	48	300	.300	23	5	34	3	.366	3	3	6-9	110	5	3	.975
Totals	.244	106-62	213	33	52	5	1	0	20	59	.277	35	7	51	3	.363	4	4	12-15	150	8	3	.981

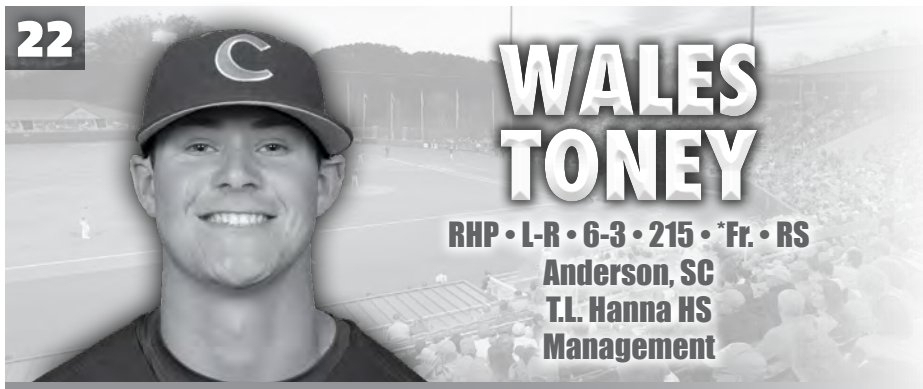
ACC REGULAR SEASON

Year	Avg	GP-GS	AB	R	H	2B	3B	HR	RBI	TB	Slg%	BB	HP	SO	GDP	OB%	SF	SH	SB	PO	A	E	Fld%
2012	.238	22-7	21	5	5	1	0	0	4	6	.286	3	2	5	0	.385	0	0	4-4	18	2	0	1.000
2013	.295	29-26	95	9	28	2	1	0	8	32	.337	13	3	20	3	.393	1	3	5-6	62	2	2	.970
Totals	.284	51-33	116	14	33	3	1	0	12	38	.328	16	5	25	3	.391	1	3	9-10	80	4	2	.977



VETERAN BIOS

22



WALES TONEY

RHP • L-R • 6-3 • 215 • *Fr. • RS

Anderson, SC
T.L. Hanna HS
Management

Collegiate Baseball League in the summer, where he had a save, 2.20 ERA, and 13 strikeouts in 16.1 innings pitched over six appearances (two starts) ... later played for Florence in the Coastal Plain League, where he was 0-2 with a 2.14 ERA and 18 strikeouts in 21.0 innings pitched over four starts; #13 prospect in the Coastal Plain League by **Perfect Game**.

BEFORE CLEMSON

Rated as the #20 prospect in South Carolina and #5 high school prospect in South Carolina by **Baseball America** ... #150 player in the nation and #3 player in South Carolina by **Perfect Game** ... #3 player and #3 pitcher in South Carolina by **Diamond Prospects** ... South Carolina Select All-Star ... East Coast Pro Showcase ... all-state and all-region pick as a senior ... lettered four times in baseball ... coached by Adam Comstock at T.L. Hanna High School.

PERSONAL

Pronounced WAYLZ ... majoring in management ... born Wales Brantley Toney on July 7, 1994 in Anderson, SC.

Freshman righthander from nearby Anderson, SC who red-shirted in 2013 ... will compete for innings out of the bullpen in 2014.

2013 (FRESHMAN)

Red-shirted ... #99 freshman in the nation in the preseason by **Perfect Game** ... played for Keene in the New England



VETERAN BIOS

35



MIKE TRILLER

OF • L-R • 6-2 • 210 • *So. • 1VL

Rutland, VT
Rutland HS
Management

Sophomore outfielder who has made the most of his limited opportunities ... one of the hardest-working players on the team.

2013 (RED-SHIRT FRESHMAN)

Was 9-for-27 (.333) with three runs, three doubles, seven RBIs, a .367 on-base percentage, two walks, and two steals

TRILLER'S CAREER HIGHS

Runs	1	many (3)	-----
Hits	2	many (3)	-----
Doubles	1	many (3)	-----
Home Runs	0	-----	-----
RBIs	2	many (2)	-----
Walks	2	Furman	(2) 5-8-13
Steals	1	many (2)	-----

in 23 games (six starts in left field) ... was 4-for-10 (.400) with two doubles, three RBIs, three runs, two walks, and a .462 on-base percentage in his 17 games off the bench ... was 5-for-12 (.417) against lefthanders ... was 7-for-16 (.438) with runners on base ... hit a run-scoring double and scored a run against William & Mary on Feb. 17; it was his first career game ... hit a pinch-hit double and scored a run at Boston College on Apr. 6 ... went 1-for-3 with a sacrifice bunt at Boston College on Apr. 7; it was his first career start ... went 2-for-2 with an RBI off the bench against Western Carolina on Apr. 24 ... stole a base and scored a run off the bench in the first game of a doubleheader at Furman on May 8 ... went 2-for-3 with a double and two RBIs against Georgia Southern on May 10 ... went 2-for-3 with two RBIs against #3 North Carolina in the ACC Tournament on May 24 ... played for Vermont in the New England Collegiate Baseball League in the summer, where he hit .198 with two doubles, nine RBIs, nine runs, and seven steals in 37 games.

2012 (FRESHMAN)

Red-shirted ... won the Dedication Award for outstanding work in the strength training room ... won the Omaha Challenge competition among fielders in the fall of 2011 ... played for Albany in the Perfect Game Collegiate Baseball League in the summer, where he hit .226 with nine RBIs in 28 games.

BEFORE CLEMSON

Selected to the Vermont North-South All-Star game ... led his team in batting average (.528) as a senior ... named team MVP, and won the team's Hustle Award as a senior ... lettered three times in baseball, three times in basketball, and two times in football at Rutland High, where he was coached by Kevin Bellomo, who played under Head Coach Jack Leggett at Western Carolina.

PERSONAL

Majoring in management ... born Michael Paul Triller on Sept. 30, 1992 in Randolph, VT.



TRILLER'S CAREER STATS

OVERALL

Year	Avg	GP-GS	AB	R	H	2B	3B	HR	RBI	TB	Slg%	BB	HP	SO	GDP	OB%	SF	SH	SB	PO	A	E	Fld%
2013	.333	23-6	27	3	9	3	0	0	7	12	.444	2	0	6	1	.367	1	2	2-3	12	0	0	1.000

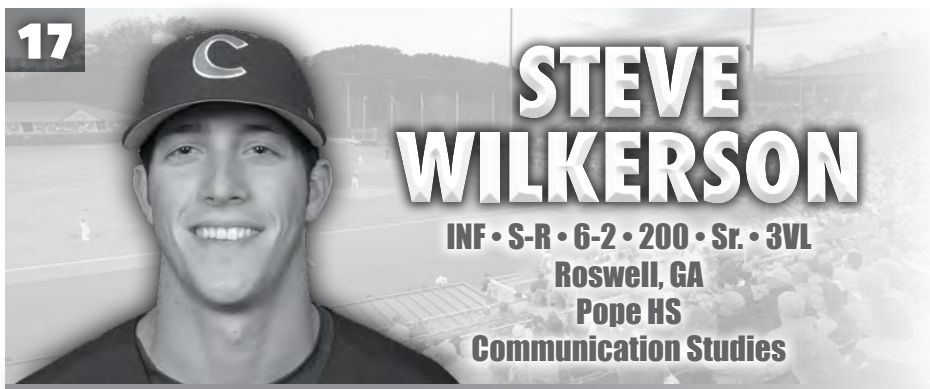
ACC REGULAR SEASON

Year	Avg	GP-GS	AB	R	H	2B	3B	HR	RBI	TB	Slg%	BB	HP	SO	GDP	OB%	SF	SH	SB	PO	A	E	Fld%
2013	.333	7-1	6	1	2	1	0	0	1	3	.500	0	0	2	1	.286	1	1	0-0	1	0	0	1.000



VETERAN BIOS

17



STEVE WILKERSON

INF • S-R • 6-2 • 200 • Sr. • 3VL

Roswell, GA

Pope HS

Communication Studies

WILKERSON'S CAREER HIGHS

Runs	3	many (2)	-----
Hits	4	many (2)	-----
Doubles	2	Duke	⁽¹⁾ 3-23-13
Home Runs	2	Saint Louis	6-1-13
RBIs	5	Saint Louis	6-1-13
Walks	4	Duke	3-19-11
Steals	2	Maine	2-25-12

BEFORE CLEMSON

Drafted in the 15th round (#473 overall) by the Boston Red Sox in 2010 ... all-county selection at Pope High School ... member of the state champions ... East Cobb Defensive Player-of-the-Year ... lettered four times in football and three times in baseball at Pope High, where he was coached by Jeff Rowland.

PERSONAL

His grandfather, Jim, played football at Southern California ... his grandfather, Richard, played baseball in the Cardinals organization in the 1940s ... majoring in communication studies ... born Stephen Beaty Wilkerson on Jan. 11, 1992 in San Diego, CA.

Senior infielder who has good speed ... became Clemson's first switch-hitter since Patrick Boyd (1998-01) ... two-time Second-Team All-ACC selection ... a career .281 hitter with a .354 on-base percentage in 160 games (129 starts) over three seasons ... has 29 doubles, five triples, five home runs, 73 RBIs, 98 runs, 59 walks, five hit-by-pitches, and 21 stolen bases ... has had three double-digit hitting streaks during his career.

2013 (JUNIOR)

Second-Team All-ACC selection ... second-team All-ACC by [CollegeSportsMadness.com](#) ... ACC Academic Honor Roll member ... hit .291 with 36 runs, a team-high 16 doubles, two triples, four homers, 37 RBIs, a .366 on-base percentage, 27 walks, one hit-by-pitch, and 10 steals in 59 games (58 starts, including 57 at second base and one as the DH) ... hit .324 with runners in scoring position ... was 4-for-12 (.333) with one double and nine RBIs with the bases loaded ... had a team-high 17 two-out RBIs ... had 19 multi-hit games ... had a 10-game hitting streak, which included the last game of 2012 and the first nine games of 2013 ... went 2-for-4 with a double and four RBIs against William & Mary on Feb. 17 ... went 2-for-4 with a homer, two RBIs, and a steal in the first game of a doubleheader against Wright State on Feb. 23 ... went 3-for-4 with a double, RBI, and steal in the second game of a doubleheader against Wright State on Feb. 23; he was 6-for-11 (.545) with a homer, three RBIs, and three steals in the series ... went 3-for-4 with a double, triple, four RBIs, one run, and two walks in the first game of a doubleheader at Furman on May 8 ... went 2-for-5 with a homer and two runs at #8 Florida State on May 16 ... went 3-for-4 with a run and steal at #8 Florida State on May 17 ... hit two homers with five RBIs against Saint Louis in the Columbia Regional on June 1 ... preseason third-team All-American by [Collegiate Baseball](#) ... preseason honorable mention All-American by [CollegeBaseballInsider.com](#) ... #98 junior in the nation in the preseason by [Perfect Game](#) ... preseason first-team All-ACC by [CollegeSportsMadness.com](#) and [Perfect Game](#) ... #9 prospect in the ACC for the 2013 draft in the preseason by [Perfect Game](#) ... #10 prospect in the ACC for the 2013 draft in the preseason by [Baseball America](#) ... #2 college prospect in South Carolina for the 2013 draft in the preseason by [Perfect Game](#) ... played for Hyannis in the Cape Cod League in the summer, where he

hit .244 with one homer, seven doubles, nine RBIs, 17 runs, and eight steals in 34 games ... #142 prospect in the Cape Cod League by [Perfect Game](#).

2012 (SOPHOMORE)

Second-Team All-ACC selection ... hit .295 with a team-tying-high 49 runs, 13 doubles, three triples, one homer, 31 RBIs, a .353 on-base percentage, 22 walks, three hit-by-pitches, and 10 steals in 59 games (59 starts at second base) ... started as the leadoff batter a team-high 50 times ... hit .353 at home ... had 20 multi-hit games ... had eight bunt singles ... had a 19-game hitting streak from March to April ... had a 15-game hitting streak from April to May ... reached base via a hit or walk in 23 consecutive games from March to April ... went 2-for-4 with two runs, one RBI, and two steals against Maine on Feb. 25 ... went 4-for-5 with a double, two RBIs, and three runs against Maine on Feb. 26; he was 7-for-14 with two doubles, five RBIs, six runs, and two steals in the series ... went 2-for-6 with a walkoff single against #2 South Carolina on Mar. 4 ... went 3-for-5 with a double, RBI, and steal against Boston College on Mar. 17 ... went 4-for-4 with two RBIs, a run, and walk against Elon on Mar. 20 ... went 3-for-6 with two RBIs and a run at Georgia Tech on Apr. 29 ... drew a two-out walk with Clemson trailing 3-2 in the 11th inning and scored the walkoff run on a wild pitch later in the frame against College of Charleston on May 5 ... hit his first career homer against Georgia Tech in the ACC Tournament on May 26 ... #96 sophomore in the nation in the preseason by [Perfect Game](#) ... #9 prospect in the ACC for the 2013 draft in the preseason by [Baseball America](#) ... played for Hyannis in the Cape Cod League in the summer, where he hit .308 with two doubles, two RBIs, and four steals in seven games.

2011 (FRESHMAN)

Hit .173 with 13 runs, five RBIs, a .308 on-base percentage, and one steal in 42 games (12 starts at second base) ... hit a sacrifice fly in his first career plate appearance against Eastern Michigan on Feb. 18 ... went 2-for-2 with a run off the bench against Charleston Southern on Feb. 26 ... totaled four walks and two runs against Duke on Mar. 19 ... #8 newcomer in the ACC in the preseason by [Baseball America](#) ... played for La Crosse in the Northwoods League in the summer, where he hit .238 with 10 runs, five doubles, and seven RBIs in 31 games.



WILKERSON'S CAREER STATS

OVERALL																							
Year	Avg	GP-GS	AB	R	H	2B	3B	HR	RBI	TB	Slg%	BB	HP	SO	GDP	OB%	SF	SH	SB	PO	A	E	Fld%
2011	.173	42-12	52	13	9	0	0	0	5	9	.173	10	1	14	0	.308	2	0	1-3	24	32	5	.918
2012	.295	59-59	258	49	76	13	3	1	31	98	.380	22	3	39	3	.353	3	4	10-12	109	154	18	.936
2013	.291	59-58	227	36	66	16	2	4	37	98	.432	27	1	55	3	.366	2	1	10-14	98	163	14	.949
Totals	.281	160-129	537	98	151	29	5	5	73	205	.382	59	5	108	6	.354	7	5	21-29	231	349	37	.940

ACC REGULAR SEASON

Year	Avg	GP-GS	AB	R	H	2B	3B	HR	RBI	TB	Slg%	BB	HP	SO	GDP	OB%	SF	SH	SB	PO	A	E	Fld%
2011	.087	19-7	23	7	2	0	0	0	2	2	.087	6	1	11	0	.290	1	0	1-3	9	22	5	.861
2012	.260	30-30	131	20	34	6	1	0	12	42	.321	11	2	23	2	.324	1	2	5-5	60	84	7	.954
2013	.297	28-27	111	12	33	8	1	1	11	46	.414	7	0	27	1	.333	2	0	4-8	43	68	5	.957
Totals	.260	77-64	265	39	69	14	2	1	25	90	.340	24	3	61	3	.324	4	2	10-16	112	174	17	.944

ROOKIE BIOS

15




**GLENN
BATSON**
3B/1B • R-R • 6-3 • 210 • Fr. • HS
Greenville, SC
Greenville HS
Parks, Recreation, & Tourism Management

Freshman corner infielder who will compete for playing time during the 2014 season.

Before Clemson: Top-500 player in the nation according to **Perfect Game** ... #9 player and #1 third-baseman in South Carolina according to **Diamond Prospects** ... all-state selection as a sophomore and senior ... region player-of-the-year as a sophomore and senior ... all-region selection as a sophomore and senior ... lettered three times in baseball and three times in football at Greenville High School, where he was coached by Steve Scolamiero.

Personal: His grandfather, Louis P. Batson, Jr., is a Clemson University Trustee Emeritus ... his uncle, Bill Spiers, was an All-America shortstop at Clemson (1985-87) and went on to play 13 seasons (1989-01) in the Major Leagues with the Milwaukee Brewers, New York Mets, and Houston Astros ... majoring in parks, recreation, & tourism management ... born Glenn Elliott Batson, Jr. on Oct. 17, 1994 in Greenville, SC.

37




**ALEX
BOSTIC**
LHP/OF • R-L • 6-3 • 210 • Fr. • HS
Matthews, NC
Weddington HS
Pre-Business

Freshman lefthander and outfielder who is one of the most talented players on the team.

Before Clemson: Top-200 prospect for the draft by **Baseball America** ... #174 player and #22 lefthander in the nation and #3 player (highest to attend college) in North Carolina by **Perfect Game** ... **Perfect Game** National Showcase participant in Minneapolis, MN ... first-team all-state as a senior ... first-team all-county as a senior ... first-team all-conference as a senior ... lettered four times in baseball at Weddington High School, where he was coached by Travis Poole.

Personal: Majoring in pre-business ... born Drew Alexander Bostic on Nov. 14, 1994 in Charlotte, NC.

47



**TUCKER
BURGESS**
RHP • R-R • 6-3 • 190 • Fr. • HS
Liberty, SC
Easley HS
Pre-Business

Freshman righthander who will compete for innings on the mound during the 2014 season.

Before Clemson: Rated as the #10 pitcher in South Carolina by **Diamond Prospects** ... North/South All-Star game participant ... all-state selection as a senior ... all-region selection as a senior ... all-state academic selection ... member of the region championship team as a sophomore ... lettered five times in baseball at Easley High School, where he was coached by Roger Finley.

Personal: His father, Jabo, played baseball at The Citadel and Newberry ... majoring in pre-business ... born Tucker Stephen Burgess on Sept. 9, 1994 in Greenville, SC.

41




**HUNTER
HILL**
LHP • L-L • 6-0 • 180 • Fr. • HS
Little Mountain, SC
Mid-Carolina HS
General Engineering

Freshman lefthander who will compete for innings out of the bullpen in the 2014 season.

Before Clemson: Rated as the #8 lefthander in South Carolina by **Diamond Prospects** ... all-state selection as a senior ... all-region selection as a junior and senior ... member of the region championship team as a freshman ... lettered four times in baseball, two times in basketball, and one time in football at Mid-Carolina High School, where he was coached by Louie Alexander.

Personal: Majoring in general engineering ... born Hunter Scott Hill on Sept. 22, 1994 in Little Mountain, SC.

27



**ADAM
HOSLER**
RHP • R-R • 6-1 • 200 • Fr. • HS
Clemson, SC
Daniel HS
Science Teaching

Red-shirt freshman righthander who will compete for innings out of the bullpen in 2014.

Before Clemson: Fort Myers (FL) All-Tournament team member after his senior season at Daniel High School ... East Cobb All-Tournament team in 2012 ... received the Wendy's High School Heisman for Daniel High School as a senior ... lettered two times in baseball at Daniel High School, where he was coached by Andy Swords.

Personal: Pronounced HAHS-luhr ... his father, Mark, is a Clemson professor who teaches history of American music and history of country music ... his mother, Cheryl, is a Clemson professor who teaches dance ... majoring in science teaching ... born Adam William Hosler on Apr. 21, 1994 in Anderson, SC.

20



**DREW
MOYER**
RHP • L-R • 6-4 • 215 • Fr. • HS
Gilbert, SC
Gilbert HS
Health Science

Freshman righthander who will compete for innings out of the bullpen in the 2014 season.

Before Clemson: Top-500 player in the nation according to **Perfect Game** ... #12 player and #5 pitcher in South Carolina according to **Diamond Prospects** ... Rawlings First-Team All-Atlantic Region selection during his senior season ... all-state selection as a senior ... all-region selection as a junior and senior ... member of the state championship team during his junior season ... member of the region championship team as a junior ... lettered multiple times in baseball at Gilbert High School, where he was coached by Ashley Burnett.

Personal: His father, Mike, played football at Newberry ... majoring in health science ... born Andrew Michael Moyer on July 30, 1995 in Gilbert, SC.

ROOKIE BIOS

25



**CHRIS
OKEY**

C • R-R • 6-0 • 195 • Fr. • HS

Mount Dora, FL

Eustis HS

Parks, Recreation, & Tourism Management

Freshman who will compete for the starting job behind the plate in 2014 ... Clemson's most highly-touted freshman in 2014.

Before Clemson: Drafted in the 31st round (#928 overall) by the San Diego Padres ... #20 player and #4 catcher (highest to attend college) in the nation and #2 player (highest to attend college) in Florida by **Perfect Game** ... #72 player in the nation and #5 player (highest to attend college) in Florida by **Baseball America** (includes college and high school players) ... two-time Team USA 18U National Team member ... **Perfect Game** All-American Classic participant in San Diego, CA ... **Perfect Game** National Showcase participant in Minneapolis, MN ... FACA All-Star Game participant ... lettered four times in baseball at Eustis High School, where he was coached by David Lee.

Personal: His father, Chuck, played football at Presbyterian College ... his mother, Kim, was a cheerleader at Clemson ... his grandfather was a president of IPTAY at Clemson ... majoring in parks, recreation, & tourism management ... born Christopher Campbell Okey on Dec. 29, 1994 in Altamonte Springs, FL.

26



**REED
ROHLMAN**

OF • L-L • 6-1 • 210 • Fr. • HS

Moore, SC

James F. Byrnes HS

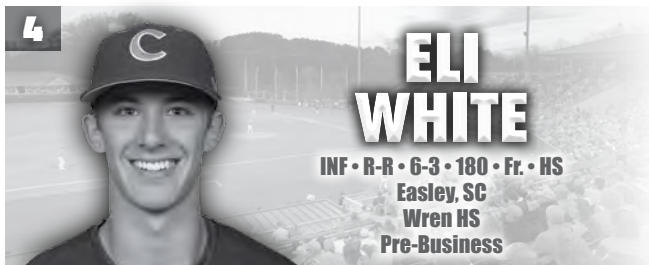
Parks, Recreation, & Tourism Management

Freshman outfielder who will compete for innings in 2014.

Before Clemson: Top-500 player in the nation by **Perfect Game** ... #6 outfielder in South Carolina by **Diamond Prospects** ... all-state selection as a sophomore and junior ... all-region selection as a freshman, sophomore, and junior ... member of the state runner-up team as a freshman, sophomore, and junior ... lettered three times in baseball at James F. Byrnes High School, where he was coached by Michael Maus.

Personal: Majoring in parks, recreation, & tourism management ... born Reed Wayne Rohlman on Jan. 5, 1995 in Charlotte, NC.

4



**ELI
WHITE**

INF • R-R • 6-3 • 180 • Fr. • HS

Easley, SC

Wren HS

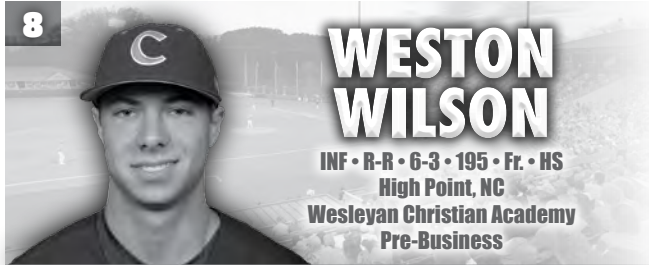
Pre-Business

Freshman who will compete for a starting position in the infield during the 2014 season.

Before Clemson: Drafted in the 26th round (#795 overall) by the Cincinnati Reds ... #242 player in the nation and #6 player in South Carolina according to **Perfect Game** ... #8 player and #3 shortstop in South Carolina according to **Diamond Prospects** ... **Perfect Game** National Showcase participant in Minneapolis, MN ... South Carolina Select All-Star ... all-state selection during his senior season ... region player-of-the-year as a senior ... lettered four times in baseball at Wren High School, where he was coached by Randy Thompson.

Personal: Majoring in pre-business ... born Elijah Thomas White on June 26, 1994 in Greenville, SC.

8



**WESTON
WILSON**

INF • R-R • 6-3 • 195 • Fr. • HS

High Point, NC

Wesleyan Christian Academy

Pre-Business

Freshman who will compete for a starting position in the infield during the 2014 season.

Before Clemson: Rated as the #258 player in the nation and #9 player in North Carolina according to **Baseball America** (includes college and high school players) ... #228 player in the nation and #5 player in North Carolina according to **Perfect Game** ... East Coast Pro Showcase participant in Syracuse, NY ... all-state selection as a junior and senior ... all-conference selection as a junior and senior ... lettered four times in baseball and one time in cross country at Wesleyan Christian Academy, where he was coached by Scott Davis.

Personal: Majoring in pre-business ... born Weston Graham Wilson on Sept. 11, 1994 in High Point, NC.



2014 OPPONENTS

APPALACHIAN STATE

MARCH 12 AT CLEMSON, SC

GENERAL INFORMATION

Location	Boone, NC
Enrollment	17,589
Chancellor	Dr. Kenneth E. Peacock
Athletic Director	Charlie Cobb
Nickname	Mountaineers
Colors	Black & Gold
Conference	Southern Conference
First Year of Baseball	1903

STADIUM INFORMATION

Home Field	Jim & Bettie Smith Stadium
Capacity	1,000
Dimensions	LL - 330, LC - 370, C - 400, RC - 370, RL - 330

COACHING INFORMATION

Head Coach	Billy Jones (Oregon State '01)
Record at Appalachian State (Seasons)	30-24 (1)
Career Record (Seasons)	72-58 (3)
Assistant Coaches	Michael Rogers (N.C. State '09) Matt Payne (N.C. State '08) Coty Greene (Baylor '01)

TEAM INFORMATION

2013 Record (Rank)	30-24 (NR)
2013 SoCon Record (Finish)	13-14 (5th)
2013 NCAA Tournament Record	0-0
Lettermen Returning/Lost	18/8
Position Starters Returning/Lost	7/2
Pitchers Returning/Lost	7/5
Series Record	Clemson leads 18-2

ATHLETIC COMMUNICATIONS INFORMATION

Baseball Contact	Mike Flynn
ACD Office Phone / Cell Phone	(828) 262-2845 / (828) 964-6406
ACD Email	flynnmh@appstate.edu
Athletic Website	AppStateSports.com
Baseball Twitter	@AppBaseball

BOSTON COLLEGE

MAY 15,16,17 AT CLEMSON, SC

GENERAL INFORMATION

Location	Chestnut Hill, MA
Enrollment	14,460
President	Rev. William P. Leahy, S.J.
Athletic Director	Brad Bates
Nickname	Eagles
Colors	Maroon & Gold
Conference	Atlantic Coast Conference
First Year of Baseball	1946

STADIUM INFORMATION

Home Field	Commander Shea Field
Capacity	1,000
Dimensions	LL - 330, LC - 370, C - 400, RC - 365, RL - 320

COACHING INFORMATION

Head Coach	Mike Gambino (Boston College '00)
Record at Boston College (Seasons)	51-106 (3)
Career Record (Seasons)	51-106 (3)
Assistant Coaches	Scott Friedholm (Providence '98) Greg Sullivan (Eastern Connecticut State '06) Jimmy Van Ostrand (Cal Poly '08)

TEAM INFORMATION

2013 Record (Rank)	12-40 (NR)
2013 ACC Record (Finish)	4-25 (6th (Atlantic))
2013 NCAA Tournament Record	0-0
Lettermen Returning/Lost	20/8
Position Starters Returning/Lost	8/2
Pitchers Returning/Lost	11/6
Series Record	Clemson leads 18-6

ATHLETIC COMMUNICATIONS INFORMATION

Baseball Contact	Zanna Olove
ACD Office Phone / Cell Phone	(617) 552-2004 / (978) 828-9221
ACD Email	olove@bc.edu
Athletic Website	GoEagles.com
Baseball Twitter	@BCBirdball

COASTAL CAROLINA

APRIL 15 AT CLEMSON, SC

GENERAL INFORMATION

Location	Conway, SC
Enrollment	9,335
President	David A. DeCenzo
Athletic Director	Hunter Yurachek
Nickname	Chanticleers
Colors	Teal, Bronze, & Black
Conference	Big South Conference
First Year of Baseball	1975

STADIUM INFORMATION

Home Field	Pelicans Park
Capacity	5,200
Dimensions	LL - 308, C - 400, RL - 328

COACHING INFORMATION

Head Coach	Gary Gilmore (Coastal Carolina '80)
Record at Coastal Carolina (Seasons)	730-367 (18)
Career Record (Seasons)	986-469-2 (24)
Assistant Coaches	Drew Thomas (Illinois State '98) Joe Hastings (East Carolina '01) Matt Schilling (Coastal Carolina '94)

TEAM INFORMATION

2013 Record (Rank)	37-23 (NR)
2013 BSC Record (Finish)	18-6 (1st (South))
2013 NCAA Tournament Record	0-2
Lettermen Returning/Lost	15/14
Position Starters Returning/Lost	5/4
Pitchers Returning/Lost	9/5
Series Record	Clemson leads 42-8

ATHLETIC COMMUNICATIONS INFORMATION

Baseball Contact	Mike Cawood
ACD Office Phone / Cell Phone	(843) 349-2822 / (843) 333-5730
ACD Email	cawood@coastal.edu
Athletic Website	GoCCUSports.com
Baseball Twitter	@CoastalBaseball

EASTERN MICHIGAN

FEBRUARY 14,15,16 AT CLEMSON, SC

GENERAL INFORMATION

Location	Ypsilanti, MI
Enrollment	22,638
President	Dr. Susan W. Martin
Athletic Director	Heather Lyke
Nickname	Eagles
Colors	Green & White
Conference	Mid-American Conference
First Year of Baseball	1949

STADIUM INFORMATION

Home Field	Oestrike Stadium
Capacity	1,200
Dimensions	LL - 330, LC - 370, C - 390, RC - 370, RL - 330

COACHING INFORMATION

Head Coach	Jay Alexander (Wayne State '96)
Record at Eastern Michigan (Seasons)	140-148 (5)
Career Record (Seasons)	301-296 (11)
Assistant Coaches	Andrew Maki (Grand Valley '00) Eric Peterson (Pittsburg State '06) Jerry Brown (Grand Valley State '90)

TEAM INFORMATION

2013 Record (Rank)	26-28 (NR)
2013 MAC Record (Finish)	12-15 (T-4th (West))
2013 NCAA Tournament Record	0-0
Lettermen Returning/Lost	18/10
Position Starters Returning/Lost	9/2
Pitchers Returning/Lost	8/6
Series Record	Eastern Michigan leads 3-2

ATHLETIC COMMUNICATIONS INFORMATION

Baseball Contact	Adam Kuffner
ACD Office Phone / Cell Phone	(734) 487-0317 / (419) 953-1679
ACD Email	akuffner@emich.edu
Athletic Website	EMUEagles.com
Baseball Twitter	@EMU_Baseball

FLORIDA STATE

MARCH 21,22,23 AT CLEMSON, SC

GENERAL INFORMATION

Location	Tallahassee, FL
Enrollment	41,301
President	Dr. Eric J. Barron
Athletic Director	Stan Wilcox
Symbol	Seminoles
Colors	Garnet & Gold
Conference	Atlantic Coast Conference
First Year of Baseball	1948

STADIUM INFORMATION

Home Field	Dick Howser Stadium
Capacity	6,700
Dimensions	LL - 340, LC - 365, C - 400, RC - 360, RL - 320

COACHING INFORMATION

Head Coach	Mike Martin (Florida State '66)
Record at Florida State (Seasons)	1770-611-4 (34)
Career Record (Seasons)	1770-611-4 (34)
Assistant Coaches	Mike Bell (Florida State '96) Mike Martin, Jr. (Florida State '95) Bryan Henry (Florida State '07)

TEAM INFORMATION

2013 Record (Rank)	47-17 (#12 BA, #12 CB, #13 USA)
2013 ACC Record (Finish)	20-10 (1st (Atlantic))
2013 NCAA Tournament Record	3-2
Lettermen Returning/Lost	21/9
Position Starters Returning/Lost	6/3
Pitchers Returning/Lost	11/3
Series Record	Florida State leads 68-59-1

ATHLETIC COMMUNICATIONS INFORMATION

Baseball Contact	Jason Leturmy
ACD Office Phone / Cell Phone	(850) 644-3920 / (850) 228-7568
ACD Email	jleturmy@fsu.edu
Athletic Website	Seminoles.com
Baseball Twitter	@FSU_Baseball

FURMAN

APRIL 1 AT CLEMSON, SC - MAY 13 AT GREENVILLE, SC (FLUOR FIELD)

GENERAL INFORMATION

Location	Greenville, SC
Enrollment	2,630
Interim President	Karl Khort
Athletic Director	Dr. Gary Clark
Nickname	Paladins
Colors	Purple & White
Conference	Southern Conference
First Year of Baseball	1892

STADIUM INFORMATION

Home Field	Latham Stadium
Capacity	2,000
Dimensions	LL - 330, LC - 350, C - 393, RC - 371, RL - 330

COACHING INFORMATION

Head Coach	Ron Smith (Furman '79)
Record at Furman (Seasons)	500-597-3 (20)
Career Record (Seasons)	500-597-3 (20)
Assistant Coaches	Jeff Whitfield (Lander '03) Mike Ranson (Lynchburg '03) Landon Powell (South Carolina '05)

TEAM INFORMATION

2013 Record (Rank)	32-25 (NR)
2013 SoCon Record (Finish)	14-16 (6th)
2013 NCAA Tournament Record	0-0
Lettermen Returning/Lost	19/11
Position Starters Returning/Lost	6/3
Pitchers Returning/Lost	14/5
Series Record	Clemson leads 142-57-4

ATHLETIC COMMUNICATIONS INFORMATION

Baseball Contact	Hunter Reid
ACD Office Phone / Cell Phone	(864) 294-2061 / (864) 567-1663
ACD Email	hunter.reid@furman.edu
Athletic Website	FurmanPaladins.com
Baseball Twitter	@FurmanBaseball



2014 OPPONENTS

GEORGIA

MARCH 25 AT ATHENS, GA • APRIL 8 AT CLEMSON, SC

GENERAL INFORMATION

Location	Athens, GA
Enrollment	34,816
President	Jere W. Morehead
Athletic Director	Greg McGarity
Nickname	Bulldogs
Colors	Red & Black
Conference	Southeastern Conference
First Year of Baseball	1886

STADIUM INFORMATION

Home Field	Foley Field
Capacity	3,291
Dimensions	LL - 350, LC - 370, C - 404, RC - 365, RL - 314

COACHING INFORMATION

Head Coach	Scott Stricklin (Kent State '95)
Record at Georgia (Seasons)	0-0
Career Record (Seasons)	350-188 (9)
Assistant Coaches	Fred Corral (Sacramento State '98) Scott Daeley (Wake Forest '02) Brandon May (Alabama '13)

TEAM INFORMATION

2013 Record (Rank)	21-32 (NR)
2013 SEC Record (Finish)	7-20 (7th (East))
2013 NCAA Tournament Record	0-0
Lettermen Returning/Lost	17/10
Position Starters Returning/Lost	6/3
Pitchers Returning/Lost	12/4
Series Record	Georgia leads 119-103-2

ATHLETIC COMMUNICATIONS INFORMATION

Baseball Contact	Christopher Lakos
ACD Office Phone / Cell Phone	(706) 542-7994 / (706) 714-2934
ACD Email	clakos@sports.uga.edu
Athletic Website	GeorgiaDogs.com
Baseball Twitter	@UGABasebl

GEORGIA SOUTHERN

MARCH 18,19 AT STATESBORO, GA

GENERAL INFORMATION

Location	Statesboro, GA
Enrollment	20,517
President	Dr. Brooks A. Keel
Athletic Director	Tom Kleinlein
Nickname	Eagles
Colors	Blue & White
Conference	Southern Conference
First Year of Baseball	1933

STADIUM INFORMATION

Home Field	J.J. Clements Stadium
Capacity	3,000
Dimensions	LL - 330, LC - 360, C - 385, RC - 360, RL - 330

COACHING INFORMATION

Head Coach	Rodney Hennon (Western Carolina '93)
Record at Georgia Southern (Seasons)	500-342 (14)
Career Record (Seasons)	581-380-1 (16)
Assistant Coaches	B.J. Green (Alabama '02) Chris Moore (Western Carolina '99) Josh McDonald (Georgia Southwestern '06)

TEAM INFORMATION

2013 Record (Rank)	27-32 (NR)
2013 SoCon Record (Finish)	13-17 (7th)
2013 NCAA Tournament Record	0-0
Lettermen Returning/Lost	13/13
Position Starters Returning/Lost	5/4
Pitchers Returning/Lost	5/6
Series Record	Clemson leads 54-27-1

ATHLETIC COMMUNICATIONS INFORMATION

Baseball Contact	Barrett Gilham
ACD Office Phone / Cell Phone	(912) 478-5448 / (912) 678-5051
ACD Email	bgilham@georgiasouthern.edu
Athletic Website	GS Eagles.com
Baseball Twitter	@GSAthletics_BSB

HIGH POINT

MAY 7 AT CLEMSON, SC

GENERAL INFORMATION

Location	High Point, NC
Enrollment	4,400
President	Dr. Nido Quebin
Athletic Director	Craig Keilitz
Nickname	Panthers
Colors	Purple & White
Conference	Big South Conference
First Year of Baseball	1933

STADIUM INFORMATION

Home Field	Coy O. Williard Baseball Stadium
Capacity	550
Dimensions	LL - 325, LC - 370, C - 400, RC - 370, RL - 330

COACHING INFORMATION

Head Coach	Craig Cozart (Central Florida '96)
Record at High Point (Seasons)	133-153 (5)
Career Record (Seasons)	133-153 (5)
Assistant Coaches	Rich Wallace (Central Florida '04) Kenny Smith (Western Carolina '07) Nick Schumacher (High Point '12)

TEAM INFORMATION

2013 Record (Rank)	29-29 (NR)
2013 BSC Record (Finish)	15-9 (2nd (North))
2013 NCAA Tournament Record	0-0
Lettermen Returning/Lost	16/18
Position Starters Returning/Lost	5/3
Pitchers Returning/Lost	5/9
Series Record	Clemson leads 9-0

ATHLETIC COMMUNICATIONS INFORMATION

Baseball Contact	Joe Arancio
ACD Office Phone / Cell Phone	(336) 841-4638 / (336) 884-2100
ACD Email	jarancio@highpoint.edu
Athletic Website	HighPointPanthers.com
Baseball Twitter	@HPUBaseball

JAMES MADISON

MAY 2,3 AT CLEMSON, SC

GENERAL INFORMATION

Location	Harrisonburg, VA
Enrollment	20,000
President	Jonathan Alger
Athletic Director	Jeff Bourne
Nickname	Dukes
Colors	Purple & Gold
Conference	Colonial Athletic Association
First Year of Baseball	1970

STADIUM INFORMATION

Home Field	Veterans Memorial Park
Capacity	1,200
Dimensions	LL - 340, LC - 360, C - 400, RC - 360, RL - 320

COACHING INFORMATION

Head Coach	Spanky McFarland (Hillsdale '76)
Record at James Madison (Seasons)	486-414-4 (16)
Career Record (Seasons)	662-638-6 (22)
Assistant Coaches	Ted White (Louisiana-Monroe '02) Brandon Cohen (Seton Hall '06) Jason Kuhn (James Madison '10)

TEAM INFORMATION

2013 Record (Rank)	25-30 (NR)
2013 CAA Record (Finish)	11-15 (8th)
2013 NCAA Tournament Record	0-0
Lettermen Returning/Lost	17/12
Position Starters Returning/Lost	4/5
Pitchers Returning/Lost	8/7
Series Record	Clemson leads 16-2

ATHLETIC COMMUNICATIONS INFORMATION

Baseball Contact	Kevin Warner
ACD Office Phone / Cell Phone	(540) 568-4263 / (540) 271-4932
ACD Email	warnerka@jmu.edu
Athletic Website	JMUSports.com
Baseball Twitter	@JMUBaseball

MAINE

FEBRUARY 21,22,23 AT CLEMSON, SC

GENERAL INFORMATION

Location	Orono, ME
Enrollment	10,901
President	Paul Ferguson
Athletic Director	Karlton Creech
Nickname	Black Bears
Colors	Blue & White
Conference	America East Conference
First Year of Baseball	1881

STADIUM INFORMATION

Home Field	Mahaney Diamond
Capacity	4,400
Dimensions	LL - 330, LC - 375, C - 400, RC - 375, RL - 330

COACHING INFORMATION

Head Coach	Steve Trimper (Eastern Connecticut State '92)
Record at Maine (Seasons)	241-200-2 (8)
Career Record (Seasons)	413-374-4 (15)
Assistant Coaches	Jason Spaulding (Vermont '00) Nick Derba (Manhattan '07) J.P. Pyne (Saint Joseph's '01)

TEAM INFORMATION

2013 Record (Rank)	37-22 (NR)
2013 AEC Record (Finish)	20-9 (1st)
2013 NCAA Tournament Record	0-0
Lettermen Returning/Lost	19/6
Position Starters Returning/Lost	6/3
Pitchers Returning/Lost	8/4
Series Record	Clemson leads 16-1

ATHLETIC COMMUNICATIONS INFORMATION

Baseball Contact	Laura Reed
ACD Office Phone / Cell Phone	(207) 581-3646 / (207) 478-4256
ACD Email	laura.reed@maine.edu
Athletic Website	GoBlackBears.com
Baseball Twitter	@MaineBaseball

MARYLAND

MARCH 28,29,30 AT COLLEGE PARK, MD

GENERAL INFORMATION

Location	College Park, MD
Enrollment	37,631
President	Wallace D. Loh
Athletic Director	Kevin Anderson
Nickname	Terrapins
Colors	Red, White, Black, & Gold
Conference	Atlantic Coast Conference
First Year of Baseball	1893

STADIUM INFORMATION

Home Field	Bob Smith Stadium
Capacity	2,500
Dimensions	LL - 320, LC - 350, C - 380, RC - 350, RL - 325

COACHING INFORMATION

Head Coach	John Szeftc (Drexel '89)
Record at Maryland (Seasons)	30-25 (1)
Career Record (Seasons)	242-162-1 (8)
Assistant Coaches	Jim Belanger (Louisville '08) Rob Vaughn (Kansas State '11) Corey Haines (Maryland '11)

TEAM INFORMATION

2013 Record (Rank)	30-25 (NR)
2013 ACC Record (Finish)	11-19 (4th (Atlantic))
2013 NCAA Tournament Record	0-0
Lettermen Returning/Lost	21/10
Position Starters Returning/Lost	5/3
Pitchers Returning/Lost	11/4
Series Record	Clemson leads 121-41

ATHLETIC COMMUNICATIONS INFORMATION

Baseball Contact	Matthew Bertram
ACD Office Phone / Cell Phone	(301) 314-8093 / (347) 266-3480
ACD Email	mbertram@umd.edu
Athletic Website	UMTerps.com
Baseball Twitter	@UMTerpsBaseball

2014 OPPONENTS

MIAMI (FL)

APRIL 25, 26, 27 AT CLEMSON, SC

GENERAL INFORMATION

Location	Coral Gables, FL
Enrollment	15,629
President	Donna E. Shalala
Athletic Director	Blake James
Nickname	Hurricanes
Colors	Orange, Green, & White
Conference	Atlantic Coast Conference
First Year of Baseball	1940

STADIUM INFORMATION

Home Field	Alex Rodriguez Park
Capacity	4,999
Dimensions	LL - 330, LC - 365, C - 400, RC - 365, RL - 330

COACHING INFORMATION

Head Coach	Jim Morris (Elon '73)
Record at Miami (Seasons)	887-346-3 (20)
Career Record (Seasons)	1391-614-4 (32)
Assistant Coaches	Gino DiMare (Miami (FL) '98) J.D. Arteaga (Miami (FL) '02) Rich Witten (Coastal Carolina '11)

TEAM INFORMATION

2013 Record (Rank)	37-25 (NR)
2013 ACC Record (Finish)	14-16 (5th (Coastal))
2013 NCAA Tournament Record	1-2
Lettermen Returning/Lost	22/11
Position Starters Returning/Lost	7/1
Pitchers Returning/Lost	10/5
Series Record	Miami leads 32-27-1

ATHLETIC COMMUNICATIONS INFORMATION

Baseball Contact	Camron Ghorbi
ACD Office Phone / Cell Phone	(305) 284-3230 / (786) 877-7329
ACD Email	c.ghorbi@miami.edu
Athletic Website	HurricaneSports.com
Baseball Twitter	@CanesBaseball

NEVADA-LAS VEGAS

MAY 4 AT GREENVILLE, SC - MAY 5 AT CLEMSON, SC

GENERAL INFORMATION

Location	Las Vegas, NV
Enrollment	27,000
President	Dr. Neal Smatresk
Athletic Director	Tina Kunzer-Murphy
Nickname	Rebels
Colors	Scarlet & Gray
Conference	Mountain West Conference
First Year of Baseball	1967

STADIUM INFORMATION

Home Field	Earl E. Wilson Stadium
Capacity	3,000
Dimensions	LL - 335, LC - 375, C - 400, RC - 375, RL - 335

COACHING INFORMATION

Head Coach	Tim Chambers (Southern Utah '89)
Record at UNLV (Seasons)	96-76 (3)
Career Record (Seasons)	562-271-1 (13)
Assistant Coaches	Stan Stolte (Saint Ambrose '94) Kevin Higgins (Arizona State '89) Tony Cappuccilli (Nevada '03)

TEAM INFORMATION

2013 Record (Rank)	37-20 (NR)
2013 MWC Record (Finish)	18-12 (2nd)
2013 NCAA Tournament Record	0-0
Lettermen Returning/Lost	18/10
Position Starters Returning/Lost	7/2
Pitchers Returning/Lost	6/4
Series Record	Clemson leads 5-4

ATHLETIC COMMUNICATIONS INFORMATION

Baseball Contact	Sage Sammons
ACD Office Phone / Cell Phone	(702) 895-3764 / (702) 478-0166
ACD Email	sage.sammons@unlv.edu
Athletic Website	UNLVRebels.com
Baseball Twitter	@UNLVBaseball

N.C. STATE

APRIL 5, 6, 7 AT CLEMSON, SC

GENERAL INFORMATION

Location	Raleigh, NC
Enrollment	34,340
Chancellor	Dr. Randy Woodson
Athletic Director	Deborah A. Yow
Nickname	Wolfpack
Colors	Red & White
Conference	Atlantic Coast Conference
First Year of Baseball	1903

STADIUM INFORMATION

Home Field	Doak Field
Capacity	3,100
Dimensions	LL - 325, LC - 370, C - 400, RC - 370, RL - 330

COACHING INFORMATION

Head Coach	Elliott Avent (Virginia Commonwealth '83)
Record at N.C. State (Seasons)	649-398 (17)
Career Record (Seasons)	874-611 (25)
Assistant Coaches	Tom Holliday (Miami (FL) '75) Chris Hart (Florida State '03) Brian Ward (N.C. State '00)

TEAM INFORMATION

2013 Record (Rank)	50-16 (#6 BA, #5 CB, #5 USA)
2013 ACC Record (Finish)	19-10 (2nd (Atlantic))
2013 NCAA Tournament Record	6-2
Lettermen Returning/Lost	11/12
Position Starters Returning/Lost	5/4
Pitchers Returning/Lost	6/5
Series Record	Clemson leads 112-75-1

ATHLETIC COMMUNICATIONS INFORMATION

Baseball Contact	Cavan Fosnes
ACD Office Phone / Cell Phone	(919) 515-2102 / (919) 896-1863
ACD Email	cafones@ncsu.edu
Athletic Website	GoPack.com
Baseball Twitter	@NCStateBaseball

NOTRE DAME

MAY 9, 10, 11 AT SOUTH BEND, IN

GENERAL INFORMATION

Location	Notre Dame, IN
Enrollment	12,004
President	Rev. John I. Jenkins, C.S.C.
Athletic Director	Jack Swarbrick
Nickname	Fighting Irish
Colors	Gold & Blue
Conference	Atlantic Coast Conference
First Year of Baseball	1892

STADIUM INFORMATION

Home Field	Frank Eck Stadium
Capacity	2,500
Dimensions	LL - 330, LC - 380, C - 400, RC - 380, RL - 330

COACHING INFORMATION

Head Coach	Mik Aoki (Davidson '90)
Record at Notre Dame (Seasons)	88-80-1 (3)
Career Record (Seasons)	289-328-2 (12)
Assistant Coaches	Jesse Woods (Wheaton '04) Chuck Ristano (Sacred Heart '04) Adam Pavkovich (Alabama '12)

TEAM INFORMATION

2013 Record (Rank)	34-24 (NR)
2013 BEC Record (Finish)	10-14 (T-6th)
2013 NCAA Tournament Record	0-0
Lettermen Returning/Lost	21/10
Position Starters Returning/Lost	4/4
Pitchers Returning/Lost	12/5
Series Record	Notre Dame leads 1-0

ATHLETIC COMMUNICATIONS INFORMATION

Baseball Contact	Russell Dorn
ACD Office Phone / Cell Phone	(574) 631-4780 / (574) 340-2851
ACD Email	rdorn@nd.edu
Athletic Website	UND.com
Baseball Twitter	@NDBaseball

PITTSBURGH

APRIL 18, 19, 20 AT PITTSBURGH, PA

GENERAL INFORMATION

Location	Pittsburgh, PA
Enrollment	28,823
Chancellor	Mark A. Nordenberg
Athletic Director	Steve C. Pederson
Nickname	Panthers
Colors	Blue & Gold
Conference	Atlantic Coast Conference
First Year of Baseball	1869

STADIUM INFORMATION

Home Field	Petersen Sports Complex
Capacity	900
Dimensions	LL - 330, LC - 375, C - 405, RC - 375, RL - 330

COACHING INFORMATION

Head Coach	Joe Jordano (Westminster '85)
Record at Pittsburgh (Seasons)	469-376-2 (16)
Career Record (Seasons)	752-494-2 (26)
Assistant Coaches	Jerry Oakes (Coastal Carolina '12) Bryan Peters (South Florida '97) Shane Liska (Xavier '11)

TEAM INFORMATION

2013 Record (Rank)	42-17 (NR)
2013 BEC Record (Finish)	18-6 (3rd)
2013 NCAA Tournament Record	0-0
Lettermen Returning/Lost	15/9
Position Starters Returning/Lost	6/3
Pitchers Returning/Lost	7/6
Series Record	0-0

ATHLETIC COMMUNICATIONS INFORMATION

Baseball Contact	Matt Haas
ACD Office Phone / Cell Phone	(412) 228-2612 / (412) 228-2612
ACD Email	mhaas@athletics.pitt.edu
Athletic Website	PittsburghPanthers.com
Baseball Twitter	@PittBaseballUD

PRESBYTERIAN COLLEGE

FEBRUARY 25 AT CLEMSON, SC

GENERAL INFORMATION

Location	Clinton, SC
Enrollment	1,200
President	Dr. Claude Lilly
Athletic Director	Brian Reese
Nickname	Blue Hose
Colors	Garnet & Blue
Conference	Big South Conference
First Year of Baseball	1895

STADIUM INFORMATION

Home Field	PC Baseball Complex
Capacity	500
Dimensions	LL - 325, LC - 375, C - 400, RC - 375, RL - 325

COACHING INFORMATION

Head Coach	Elton Pollock (Presbyterian College '95)
Record at Presbyterian College (Seasons)	167-327 (9)
Career Record (Seasons)	167-327 (9)
Assistant Coaches	Mark Crocco (Wingate '10) Jeff Tatum (Presbyterian College '10) Jamie Serber (High Point '11)

TEAM INFORMATION

2013 Record (Rank)	24-32 (NR)
2013 BSC Record (Finish)	10-14 (4th (South))
2013 NCAA Tournament Record	0-0
Lettermen Returning/Lost	21/6
Position Starters Returning/Lost	8/2
Pitchers Returning/Lost	8/4
Series Record	Clemson leads 61-21

ATHLETIC COMMUNICATIONS INFORMATION

Baseball Contact	Ryan Real
ACD Office Phone / Cell Phone	(864) 833-7095 / (502) 931-5651
ACD Email	rtreal@presby.edu
Athletic Website	GoBlueHose.com
Baseball Twitter	@PCHoseBaseball



2014 OPPONENTS

SOUTH CAROLINA

FEBRUARY 28 AT COLUMBIA, SC - MARCH 1 AT GREENVILLE, SC - MARCH 2 AT CLEMSON, SC

GENERAL INFORMATION

Location	Columbia, SC
Enrollment	31,288
President	Dr. Harris Pastides
Athletic Director	Ray Tanner
Nickname	Gamecocks
Colors	Garnet & Black
Conference	Southeastern Conference
First Year of Baseball	1892

STADIUM INFORMATION

Home Field	Carolina Stadium
Capacity	8,242
Dimensions	LL - 325, LC - 375, C - 400, RC - 375, RL - 325

COACHING INFORMATION

Head Coach	Chad Holbrook (North Carolina '94)
Record at South Carolina (Seasons)	43-20 (1)
Career Record (Seasons)	43-20 (1)
Assistant Coaches	Jerry Meyers (Iowa State '87) Sammy Esposito (N.C. State '03) Brian Buscher (South Carolina '11)

TEAM INFORMATION

2013 Record (Rank)	43-20 (#14 BA, #13 CB, #12 USA)
2013 South Carolina Record (Finish)	17-12 (2nd (East))
2013 NCAA Tournament Record	4-2
Lettermen Returning/Lost	18/17
Position Starters Returning/Lost	7/3
Pitchers Returning/Lost	9/7
Series Record	Clemson leads 170-131-2

ATHLETIC COMMUNICATIONS INFORMATION

Baseball Contact	Andrew Kitick
ACD Office Phone / Cell Phone	(803) 777-5257 / (803) 240-4150
ACD Email	kitick@mailbox.sc.edu
Athletic Website	GamecocksOnline.com
Baseball Twitter	@GamecockBaseball

WAKE FOREST

MARCH 14,15,16 AT WINSTON-SALEM, NC

GENERAL INFORMATION

Location	Winston-Salem, NC
Enrollment	4,815
President	Dr. Nathan O. Hatch
Athletic Director	Ron Wellman
Nickname	Demon Deacons
Colors	Old Gold & Black
Conference	Atlantic Coast Conference
First Year of Baseball	1891

STADIUM INFORMATION

Home Field	Wake Forest Baseball Park
Capacity	6,000
Dimensions	LL - 310, LC - 370, C - 400, RC - 367, RL - 300

COACHING INFORMATION

Head Coach	Tom Walter (Georgetown '91)
Record at Wake Forest (Seasons)	104-119 (4)
Career Record (Seasons)	530-447 (17)
Assistant Coaches	Dennis Healy (George Washington '96) Bill Cilito (Siena '03) Erik Supplee (Marist '07)

TEAM INFORMATION

2013 Record (Rank)	28-27 (NR)
2013 ACC Record (Finish)	9-20 (5th (Atlantic))
2013 NCAA Tournament Record	0-0
Lettermen Returning/Lost	22/7
Position Starters Returning/Lost	6/3
Pitchers Returning/Lost	11/3
Series Record	Clemson leads 124-53-1

ATHLETIC COMMUNICATIONS INFORMATION

Baseball Contact	Nick Sebesta
ACD Office Phone / Cell Phone	(336) 758-5842 / (720) 341-8484
ACD Email	sebestnd@wfu.edu
Athletic Website	WakeForestSports.com
Baseball Twitter	@WakeBaseball

VIRGINIA

APRIL 11,12,13 AT CHARLOTTESVILLE, VA

GENERAL INFORMATION

Location	Charlottesville, VA
Enrollment	20,399
President	Teresa A. Sullivan
Athletic Director	Craig Littlepage
Nickname	Cavaliers
Colors	Orange & Blue
Conference	Atlantic Coast Conference
First Year of Baseball	1889

STADIUM INFORMATION

Home Field	UVA Baseball Stadium
Capacity	4,980
Dimensions	LL - 332, LC - 370, C - 404, RC - 370, RL - 332

COACHING INFORMATION

Head Coach	Brian O'Connor (Creighton '93)
Record at Virginia (Seasons)	461-161-2 (10)
Career Record (Seasons)	461-161-2 (10)
Assistant Coaches	Kevin McMullan (Indiana (PA) '90) Karl Kuhn (Florida '92) Matt Kirby (William & Mary '03)

TEAM INFORMATION

2013 Record (Rank)	50-12 (#11 BA, #11 CB, #11 USA)
2013 Virginia Record (Finish)	22-8 (2nd (Coastal))
2013 NCAA Tournament Record	3-2
Lettermen Returning/Lost	22/8
Position Starters Returning/Lost	8/2
Pitchers Returning/Lost	11/4
Series Record	Clemson leads 103-50

ATHLETIC COMMUNICATIONS INFORMATION

Baseball Contact	Andy Fledderjohann
ACD Office Phone / Cell Phone	(434) 982-5131 / (434) 906-0075
ACD Email	fledder@virginia.edu
Athletic Website	VirginiaSports.com
Baseball Twitter	@UVABaseball

WESTERN CAROLINA

MARCH 4 AT CULLOWHEE, NC - APRIL 23 AT CLEMSON, SC

GENERAL INFORMATION

Location	Cullowhee, NC
Enrollment	10,100
Chancellor	Dr. David O. Belcher
Athletic Director	Randy Eaton
Nickname	Catamounts
Colors	Purple & Gold
Conference	Southern Conference
First Year of Baseball	1929

STADIUM INFORMATION

Home Field	Hennon Stadium
Capacity	1,500
Dimensions	LL - 325, LC - 375, C - 390, RC - 375, RL - 325

COACHING INFORMATION

Head Coach	Bobby Moranda (Eastern Kentucky '86)
Record at Western Carolina (Seasons)	195-146-2 (6)
Career Record (Seasons)	195-146-2 (6)
Assistant Coaches	Alan Beck (Western Carolina '04) Bruce Johnson (Western Carolina '09) Brandon Johnson (Western Carolina '12)

TEAM INFORMATION

2013 Record (Rank)	39-20 (NR)
2013 SoCon Record (Finish)	23-7 (1st)
2013 NCAA Tournament Record	0-0
Lettermen Returning/Lost	20/9
Position Starters Returning/Lost	7/2
Pitchers Returning/Lost	11/6
Series Record	Clemson leads 56-15

ATHLETIC COMMUNICATIONS INFORMATION

Baseball Contact	Daniel Hooker
ACD Office Phone / Cell Phone	(828) 227-2339 / (828) 508-2494
ACD Email	dhooker@email.wcu.edu
Athletic Website	CatamountSports.com
Athletic Twitter	@Catamounts

VIRGINIA TECH

MARCH 7,8,9 AT CLEMSON, SC

GENERAL INFORMATION

Location	Blacksburg, VA
Enrollment	31,000
President	Charles W. Steger
Interim Athletic Director	Sharon McCloskey
Nickname	Hokies
Colors	Chicago Maroon & Burnt Orange
Conference	Atlantic Coast Conference
First Year of Baseball	1892

STADIUM INFORMATION

Home Field	English Field
Capacity	4,000
Dimensions	LL - 330, LC - 375, C - 400, RC - 375, RL - 330

COACHING INFORMATION

Head Coach	Pat Mason (Northeastern '07)
Record at Virginia Tech (Seasons)	0-0
Career Record (Seasons)	0-0
Assistant Coaches	Mike Kunigonis (American International '01) Robert Woodard (North Carolina '07) Gabe Ortiz (Virginia Tech '12)

TEAM INFORMATION

2013 Record (Rank)	40-22 (#19 BA, #20 CB, #19 USA)
2013 Virginia Tech Record (Finish)	15-14 (3rd (Coastal))
2013 NCAA Tournament Record	2-2
Lettermen Returning/Lost	10/10
Position Starters Returning/Lost	6/3
Pitchers Returning/Lost	7/7
Series Record	Clemson leads 36-23-2

ATHLETIC COMMUNICATIONS INFORMATION

Baseball Contact	Marc Mullen
ACD Office Phone / Cell Phone	(540) 231-1894 / (540) 998-5900
ACD Email	marcm@vt.edu
Athletic Website	HokieSports.com
Baseball Twitter	@VT_Baseball

WINTHROP

APRIL 2 AT CLEMSON, SC

GENERAL INFORMATION

Location	Rock Hill, SC
Enrollment	5,600
President	Dr. Jayne Marie Comstock
Athletic Director	Tom Hickman
Nickname	Eagles
Colors	Garnet & Gold
Conference	Big South Conference
First Year of Baseball	1980

STADIUM INFORMATION

Home Field	The Winthrop Ballpark
Capacity	1,800
Dimensions	LL - 325, LC - 370, C - 390, RC - 370, RL - 325

COACHING INFORMATION

Head Coach	Tom Riginos (Stetson '90)
Record at Winthrop (Seasons)	65-98 (3)
Career Record (Seasons)	65-98 (3)
Assistant Coaches	Clint Chrysler (Daytona State '09) Ben Hall (Clemson '07) John Murrian (Winthrop '09)

TEAM INFORMATION

2013 Record (Rank)	21-33 (NR)
2013 BSC Record (Finish)	8-15 (5th (South))
2013 NCAA Tournament Record	0-0
Lettermen Returning/Lost	21/9
Position Starters Returning/Lost	6/3
Pitchers Returning/Lost	7/5
Series Record	Clemson leads 18-5

ATHLETIC COMMUNICATIONS INFORMATION

Baseball Contact	Michelle Dillingham
ACD Office Phone / Cell Phone	(803) 323-2129 x6067 / (386) 215-4522
ACD Email	dillinghamm3@winthrop.edu
Athletic Website	WinthropEagles.com
Baseball Twitter	@WUBaseball

AGAINST ALL COMPETITION

Opponent ^(First Game - Last Game)	G	W	L	Win %	^CU	^Opp	Home	Away	Neutral
Adelphi ⁽¹⁹⁵⁹⁾	1	1	0	1.000	16	8	1-0		
Alabama ⁽¹⁹¹⁹⁻¹⁰⁾	26	13	13	.500	160	150	6-5	4-6	3-2
Alabama-Birmingham ⁽²⁰¹²⁾	3	2	1	.667	14	7	2-1		
Appalachian State ⁽¹⁹⁷³⁻⁹⁷⁾	20	18	2	.900	166	63	16-2		2-0
Arizona ⁽¹⁹⁵⁸⁻⁹⁰⁾	5	2	3	.400	27	23			2-3
Arizona State ⁽¹⁹⁷⁷⁻¹⁰⁾	4	1	3	.250	19	28		0-2	1-1
Arkansas ⁽¹⁹⁸⁷⁻⁰²⁾	6	3	3	.500	40	34	2-1	1-0	0-2
Arkansas State ⁽¹⁹⁹⁵⁾	1	1	0	1.000	7	2			1-0
Armstrong State ⁽¹⁹⁸⁹⁾	2	1	1	.500	7	6			1-1
Auburn ^{***(1901-2010)}	93	42	48	.468	506	552	16-17	18-29-3	8-2
Augusta ⁽¹⁹⁸⁴⁻⁹¹⁾	3	3	0	1.000	42	7	2-0		1-0
Austin Peay State ⁽¹⁹⁷³⁾	1	1	0	1.000	8	4			1-0
Ball State ⁽¹⁹⁸⁴⁾	3	1	2	.333	15	11	1-2		
Baylor ⁽²⁰⁰⁵⁾	3	1	2	.333	6	15		1-2	
Belmont Abbey ⁽¹⁹⁰⁴⁻⁷¹⁾	6	6	0	1.000	58	16	3-0	3-0	
Birmingham-Southern ⁽¹⁹²³⁻⁰⁴⁾	4	3	1	.750	21	15		1-1	2-0
Boston College ⁽²⁰⁰⁶⁻¹³⁾	24	18	6	.750	161	107	8-4	10-2	
Bradley ⁽¹⁹⁵⁰⁾	2	1	1	.500	10	3			1-1
Brigham Young ⁽¹⁹⁸⁸⁾	1	0	1	.000	2	9			0-1
Buffalo ⁽¹⁹⁶⁹⁾	3	3	0	1.000	61	9	3-0		
California ⁽¹⁹⁸⁰⁻⁹⁷⁾	4	1	3	.250	40	33	1-2		0-1
California State-Fullerton ⁽²⁰⁰⁶⁾	1	0	1	.000	6	7			0-1
California State-Los Angeles ⁽¹⁹⁷⁷⁾	1	0	1	.000	0	1			0-1
California State-Northridge ⁽¹⁹⁹⁷⁾	2	1	1	.500	13	25			1-1
California-Irvine ⁽²⁰⁰⁵⁾	3	3	0	1.000	18	8	3-0		
California-Los Angeles ⁽¹⁹⁹²⁾	1	0	1	.000	5	6			0-1
Campbell ⁽¹⁹⁸²⁻⁹⁰⁾	5	3	2	.600	37	22	3-1	0-1	
Central Florida ⁽¹⁹⁹⁸⁻⁰⁸⁾	8	5	3	.625	45	35	1-2	3-0	1-1
Central Michigan ⁽¹⁹⁷³⁾	1	0	1	.000	4	8	0-1		
Charleston Southern ⁽¹⁹⁷⁶⁻¹³⁾	17	17	0	1.000	146	49	14-0	3-0	
Charleston, College of ⁽¹⁸⁹⁹⁻²⁰¹²⁾	24	23	1	.958	212	76	16-1	7-0	
Charlotte ⁽¹⁹⁸⁵⁻¹⁰⁾	14	11	3	.786	142	63	8-2	3-1	
Cincinnati ⁽¹⁹³⁶⁻¹¹⁾	4	2	2	.500	34	25	1-1		1-1
Citadel, The ⁽¹⁹⁰⁰⁻²⁰⁰⁴⁾	101	83	18	.822	863	417	48-7	30-11	5-0
Coastal Carolina ⁽¹⁹⁸⁶⁻¹²⁾	50	42	8	.840	449	218	30-6	10-2	2-0
Colorado State ⁽¹⁹⁵⁹⁾	1	1	0	1.000	7	1			1-0
Columbus ⁽¹⁹⁷⁷⁻⁹¹⁾	8	7	1	.875	70	23	2-0	5-1	
Connecticut ⁽²⁰¹¹⁾	2	0	2	.000	7	21	0-2		
Cornell ⁽¹⁸⁹⁹⁻⁸⁰⁾	6	4	2	.667	40	34	3-1		1-1
Creighton ⁽¹⁹⁹⁰⁻⁹⁹⁾	5	1	4	.200	29	35			1-4
Davidson ⁽¹⁹⁰³⁻²⁰¹¹⁾	37	28	9	.757	373	135	20-3	8-5	0-1
Dayton ⁽²⁰¹⁰⁾	1	1	0	1.000	6	5	1-0		
Delaware ⁽¹⁹⁹⁹⁾	1	1	0	1.000	17	3			1-0
Duke ^{*(1904-2013)}	194	126	66	.655	1373	902	66-25-1	50-28-1	10-13
East Carolina ⁽¹⁹⁶⁸⁻⁰⁵⁾	22	13	9	.591	120	83	9-2	4-6	0-1
East Tennessee State ⁽¹⁹⁶⁹⁻¹¹⁾	26	20	6	.769	204	81	18-4	2-2	
Eastern Kentucky ⁽¹⁹⁹²⁾	2	2	0	1.000	29	0	2-0		
Eastern Michigan ⁽¹⁹⁷⁵⁻¹¹⁾	5	2	3	.400	30	19	2-1	0-1	0-1
Elon ⁽¹⁹²⁰⁻¹²⁾	21	14	7	.667	144	114	13-7		1-0
Erskine ⁽¹⁸⁹⁸⁻⁸⁵⁾	102	72	30	.706	537	335	34-10	30-14	8-6
Florida ⁽¹⁹²⁸⁻⁸³⁾	30	12	18	.400	186	200	1-1	9-16	2-1
Florida Atlantic ⁽¹⁹⁹⁸⁾	2	1	1	.500	11	11	1-1		
Florida Gulf Coast ⁽²⁰¹⁰⁾	4	3	1	.750	32	15	3-1		
Florida International ⁽¹⁹⁸⁵⁻⁸⁷⁾	4	2	2	.500	14	19	1-1	1-1	
Florida Southern ⁽¹⁹⁷⁴⁻⁷⁶⁾	4	2	2	.500	22	13		2-2	
Florida State ^{*(1958-13)}	128	59	68	.465	724	769	30-19	16-37-1	13-12
Fordham ⁽¹⁹⁸⁸⁾	1	1	0	1.000	3	2			1-0
Francis Marion ⁽¹⁹⁷⁶⁻⁸⁶⁾	10	9	1	.900	95	37	4-1	5-0	
Fresno State ⁽¹⁹⁸⁸⁻⁹⁴⁾	6	2	4	.333	44	51		0-1	2-3
Furman ^{****(1896-2013)}	203	142	57	.709	1628	920	77-26-1	57-28-2	8-3-1
Gardner-Webb ⁽¹⁹⁷⁵⁻¹³⁾	9	9	0	1.000	88	23	8-0	1-0	
George Mason ⁽¹⁹⁹⁵⁻⁰⁷⁾	9	8	1	.889	106	20	8-1		
George Washington ⁽¹⁹⁵⁸⁻⁸⁸⁾	4	3	1	.750	17	13	1-0	0-1	2-0
Georgia ^{*(1900-2013)}	224	103	119	.464	1355	1310	55-48-2	45-68	3-3
Georgia Southern ^{*(1959-13)}	82	54	27	.665	636	393	29-12	19-15-1	6-0
Georgia Tech ^{****(1902-2013)}	213	107	103	.509	1365	1290	47-24-1	41-71-2	19-8
Gordon Military ⁽¹⁹⁰⁹⁾	1	0	1	.000	3	5		0-1	
Grand Canyon ⁽¹⁹⁹⁴⁾	2	2	0	1.000	12	1			2-0
Guilford ⁽¹⁹¹⁸⁾	2	0	2	.000	3	7	0-2		
Hawaii ⁽¹⁹⁹⁴⁾	1	1	0	1.000	7	3		1-0	
Hawaii-Hilo ⁽¹⁹⁹⁴⁾	3	3	0	1.000	29	9		3-0	
High Point ⁽¹⁹⁷⁶⁻⁰⁸⁾	9	9	0	1.000	64	14	8-0		1-0
Hobart ⁽¹⁹⁰²⁾	1	1	0	1.000	10	2	1-0		
Holy Cross ⁽¹⁹⁵⁸⁻¹²⁾	2	1	1	.500	20	21	1-0		0-1
Howard ⁽¹⁹⁷⁸⁻⁸²⁾	10	10	0	1.000	102	28	10-0		
Illinois ⁽¹⁹⁸⁶⁻⁹⁰⁾	3	3	0	1.000	24	10	3-0		
Jacksonville ⁽¹⁹⁶⁹⁻⁹⁵⁾	5	3	2	.600	32	29	2-0	1-2	
James Madison ⁽¹⁹⁷⁶⁻⁰⁶⁾	18	16	2	.889	146	64	15-0	1-2	
Kansas ⁽¹⁹⁹³⁻⁰⁶⁾	4	2	2	.500	17	20	2-1		0-1
Kansas State ⁽¹⁹⁹³⁻⁹⁹⁾	4	3	1	.750	31	17	3-0		0-1
Kent State ^{*(1969)}	3	1	1	.500	29	16	1-1-1		
Kentucky ⁽¹⁹⁵⁰⁻⁹⁷⁾	9	6	3	.667	50	35	6-1		0-2
Lewis ⁽¹⁹⁷⁷⁻⁷⁸⁾	6	6	0	1.000	31	12	6-0		
Lewis-Clark State ⁽¹⁹⁹⁴⁾	1	0	1	.000	2	9			0-1
Liberty ⁽¹⁹⁸⁸⁻¹³⁾	7	2	5	.286	43	49	2-2	0-1	0-2
Long Beach State ⁽¹⁹⁸⁸⁻⁹¹⁾	2	1	1	.500	21	19			1-1
Louisiana-Lafayette ⁽¹⁹⁹¹⁻⁰⁰⁾	3	1	2	.333	29	23			1-2
Louisville ⁽¹⁹⁷⁰⁻⁷²⁾	6	6	0	1.000	55	5	6-0		

Opponent ^(First Game - Last Game)	G	W	L	Win %	^CU	^Opp	Home	Away	Neutral
Maine ⁽¹⁹⁹¹⁻¹²⁾	17	16	1	.941	164	69	15-1	1-0	
Marshall ⁽¹⁹⁷⁵⁻⁹⁰⁾	17	15	2	.882	179	53	15-1		0-1
Maryland ⁽¹⁹²³⁻¹³⁾	162	121	41	.747	1182	657	67-9	43-28	11-4
Massachusetts ⁽¹⁹⁵⁹⁻⁶⁹⁾	6	5	1	.833	49	28	5-1		
Memphis ⁽²⁰⁰⁷⁾	3	2	1	.667	19	10	2-1		
Mercer ^{*(1901-2008)}	35	19	15	.557	184	140	10-1	9-14-1	
Miami (FL) ^{*(1977-13)}	60	27	32	.458	330	362	11-7	10-16-1	6-9
Miami (OH) ⁽¹⁹⁶⁵⁻¹⁰⁾	4	4	0	1.000	49	1	4-0		
Michigan ⁽¹⁹²⁵⁻²⁹⁾	6	0	6	.000	12	48	0-6		
Michigan State ^{*(1935-11)}	17	7	9	.441	101	122	4-9-1		3-0
Middle Tennessee ⁽²⁰⁰⁰⁾	2	2	0	1.000	25	3	2-0		
Mississippi ⁽¹⁹²³⁻⁸⁴⁾	15	7	8	.467	64	87		6-8	1-0
Mississippi College ⁽¹⁹²³⁾	2	1	1	.500	4	2	1-1		
Mississippi State ⁽¹⁹⁶⁸⁻⁰⁷⁾	13	8	5	.615	75	61	3-0	4-5	1-0
Missouri State ⁽¹⁹⁹³⁻⁹⁹⁾	5	4	1	.800	33	46			4-1
Morehead State ⁽¹⁹⁹⁷⁻¹³⁾	5	5	0	1.000	31	10	5-0		
Navy ⁽¹⁹⁶³⁻⁹⁵⁾	2	2	0	1.000	25	8	1-0		1-0
Nebraska ⁽¹⁹⁹³⁻⁰²⁾	2	1	1	.500	11	15			1-1
Nevada ⁽¹⁹⁹⁷⁻⁹⁹⁾	2	1	1	.500	18	16			1-1
Nevada-Las Vegas ⁽¹⁹⁹¹⁻⁰¹⁾	9	5	4	.555	71	52	2-1	3-3	
New Hampshire ⁽¹⁹⁹⁴⁾	1	1	0	1.000	4	1	1-0		
New Orleans ⁽¹⁹⁸⁵⁻⁸⁹⁾	7	3	4	.429	49	48		1-2	2-2
New York Tech ⁽²⁰⁰¹⁾	3	3	0	1.000	51	3	3-0		
Newberry ^{*(1900-78)}	88	50	37	.574	475	369	25-11-1	24-25	1-1
North Carolina ^{*(1901-2013)}	185	97	87	.527	982	917	45-31-1	37-43	15-13
North Carolina A&T ⁽²⁰⁰⁵⁾	1	1	0	1.000	12	2	1-0		
North Carolina State ^{*(1921-13)}	188	112	75	.598	1285	1021	56-24-1	42-38	14-13
North Carolina-Asheville ⁽¹⁹⁹⁸⁻⁰⁹⁾	4	4	0	1.000	57	13	4-0		
North Carolina-Greensboro ⁽²⁰⁰⁸⁾	2	2	0	1.000	17	15	2-0		
North Carolina-Wilmington ⁽¹⁹⁷⁶⁻⁰⁹⁾	42	34	8	.810	342	157	21-3	13-5	
North Georgia ⁽¹⁹⁰⁹⁻²⁵⁾	5	3	2	.600	41	24	3-2		
Northwestern ⁽¹⁹⁹⁷⁾	2	2	0	1.000	22	9			2-0
Notre Dame ⁽¹⁹⁹⁴⁾	1	0	1	.000	1	8	0-1		
Oglethorpe ⁽¹⁹¹⁷⁻⁵⁹⁾	14	6	8	.429	61	72	2-3	4-5	
Ohio ⁽¹⁹³⁷⁻⁰¹⁾	33	19	13	.593	217	176	19-13-1		
Ohio State ⁽¹⁹⁵⁴⁻⁰³⁾	15	10	5	.667	86	62	9-3		1-2
Oklahoma ⁽¹⁹⁹²⁻¹⁰⁾	2	1	1	.500	12	11			1-1
Oklahoma State ⁽¹⁹⁹¹⁻⁰⁹⁾	6	4	2	.667	39	19	2-1		2-1
Old Dominion ⁽¹⁹⁸³⁻⁰⁵⁾	38	31	7	.816	249	122	27-5	4-2	
Oral Roberts ⁽²⁰⁰⁵⁻⁰⁶⁾	3	3	0	1.000	25	16	3-0		
Oregon State ⁽¹⁹⁸⁸⁻⁰¹⁾	5	3	2	.600	42	29			3-2
Pacific ⁽²⁰⁰⁷⁾	3	3	0	1.000	17	10	3-0		
Penn State ⁽¹⁹⁵⁹⁻⁷⁵⁾	2	0	2	.000	4	12			0-2
Presbyterian College ⁽¹⁹⁰⁶⁻²⁰¹³⁾	82	61	21	.744	616	351	36-8	22-10	3-3
Princeton ⁽¹⁹⁹¹⁻⁰³⁾	2	2	0	1.000	20	11			2-0
Purdue ⁽²⁰⁰²⁾	3	3	0	1.000	18	11	3-0		
Rhode Island ⁽¹⁹⁶⁷⁻⁶⁸⁾	5	3	2	.600	26	19	3-2		
Rice ⁽¹⁹⁹⁴⁻⁰⁰⁾	4	2	2	.500	25	26			2-2
Richmond ⁽¹⁹¹⁵⁻⁰¹⁾	4	3	1	.750	33	21	3-1		
Rider ⁽¹⁹⁷⁰⁾	2	2	0	1.000	10	3	2-0		
Riverside Military ⁽¹⁹⁰⁹⁻¹⁰⁾	3	2	1	.667	11	10	2-0	0-1	
Rollins ⁽¹⁹⁵⁰⁻⁸⁰⁾	11	4	7	.364	60	59	1-1	3-6	
Rutgers ⁽¹⁹⁸⁸⁻⁹³⁾	2	1	1	.500	8	9			1-1
Sacred Heart ⁽²⁰¹¹⁾	1	1	0	1.000	11	1	1-0		
Saint John's ⁽¹⁹⁷⁵⁻⁰⁷⁾	6	5	1	.833	46	19	1-0		4-1
Saint Louis ⁽²⁰¹³⁾	1	1	0	1.000	10	2			1-0
San Jose State ⁽²⁰⁰⁰⁾	1	1	0	1.000	10	6			1-0
Seton Hall ⁽¹⁹⁸⁷⁻⁰¹⁾	6	6	0	1.000	70	26	5-0		1-0
Siena ⁽¹⁹⁹⁶⁾	2	2	0	1.000	27	5	2-0		
South Alabama ⁽¹⁹⁷³⁻⁰²⁾	11	6	5	.545	70	55	4-3	2-2	
South Carolina ^{*(1899-2013)}	303	170	131	.564	1809	1530	96-43	66-80-2	8-8
South Carolina-Aiken ⁽¹⁹⁸⁴⁻⁸⁵⁾	2	2	0	1.000	26	6	1-0	1-0	
South Carolina-Upstate ⁽²⁰⁰⁹⁻¹³⁾	3	3	0	1.000	44	11	3-0		
South Florida ⁽¹⁹⁹⁶⁻⁹⁸⁾	4	2	2	.500	15	15	1-2		1-0
Southern California ⁽¹⁹⁹⁰⁻⁹⁸⁾	2	0	2	.000	5	9	0-1		0-1
Southern Mississippi ⁽²⁰¹⁰⁾	1	1	0	1.000	10	1			1-0
Springfield ⁽¹⁹⁶⁷⁻⁶⁸⁾	3	3	0	1.000	22	6	3-0		
Stanford ⁽¹⁹⁹⁵⁻⁰⁰⁾	2	0	2	.000	7	18			0-2
Stetson ⁽¹⁹⁷⁶⁻⁹⁸⁾	7	6	1	.857	71	30	3-0	1-1	2-0
Tampa ⁽¹⁹⁹²⁾	3	3	0	1.000	34	6	3-0		
Temple ⁽¹⁹⁷⁷⁾	1	1	0	1.000	13	4			1-0
Tennessee ⁽¹⁹²⁵⁻⁹⁷⁾	34	23	11	.676	237	158	14-3	8-5	1-3
Tennessee Tech ⁽²⁰⁰³⁻¹²⁾	5	5	0	1.000	39	17	5-0		
Texas A&M ⁽¹⁹⁹⁹⁾	3	1	2	.333	17	28		1-2	
Texas State ⁽¹⁹⁹⁷⁾	1	0	1	.000	7	12			0-1
Texas Tech ⁽¹⁹⁹³⁻⁰⁴⁾	4	2	2	.500	25	21		1-2	1-0
Texas-Arlington ⁽¹⁹⁹⁰⁻⁹⁵⁾	2	2	0	1.000	26	5		1-0	1-0
Toledo ⁽¹⁹⁷⁶⁻⁷⁷⁾	8	5	3	.625	48	25	5-3		
Troy ⁽¹⁹⁸²⁾	2	1	1	.500	7	5		1-1	
Valdosta State ⁽¹⁹⁷⁸⁻⁸⁷⁾	17	13	4	.765	100	60	2-0	11-4	
Vanderbilt ⁽¹⁹⁸⁴⁻⁸⁶⁾	3	2	1	.667	26	13	1-1	1-0	
Vermont ⁽¹⁹⁷⁰⁾	1	1	0	1.000	14	2	1-0		
Villanova ⁽¹⁹⁹¹⁾	1	1	0	1.000	8	3			1-0
Virginia ⁽¹⁹⁵⁵⁻¹³⁾	153	103	50	.673	1076	647	53-15	40-27	10-8
Virginia Military ⁽¹⁹¹⁶⁾	1	1	0	1.000	2	0		1-0	
Virginia Tech ^{*(1902-2011)}	61	36	23	.607	359	283	21-7-1	10-14-1	5-2
Wake Forest ^{*(1901-2013)}	178	124	53	.699	1223	877	64-19-1	46-30	14-4
Washington ⁽¹⁹⁹⁴⁻⁹⁹⁾	3	2	1	.667	17	16			2-0

AGAINST ALL COMPETITION

Opponent ^(First Game - Last Game)	G	W	L	Win %	^CU	^Opp	Home	Away	Neutral
Washington & Lee ⁽¹⁹⁴⁸⁻⁵⁴⁾	3	2	1	.667	42	10	2-1		
Washington State ⁽¹⁹⁸⁸⁾	1	0	1	.000	5	6			0-1
West Virginia ⁽¹⁹⁵¹⁻⁰⁵⁾	10	10	0	1.000	87	20	6-0		4-0
West Virginia Wesleyan ⁽¹⁹¹⁶⁻¹⁷⁾	3	1	2	.333	12	17	1-2		
Western Carolina⁽¹⁹⁷⁴⁻¹³⁾	71	56	15	.789	615	341	39-5	16-10	1-0
Western Michigan ⁽¹⁹⁸¹⁾	3	1	2	.333	15	21	1-1		0-1
Wichita State ⁽¹⁹⁸¹⁾	1	0	1	.000	2	7	0-1		
William & Mary ⁽²⁰⁰⁰⁻¹³⁾	6	5	1	.833	40	25	5-1		

Opponent ^(First Game - Last Game)	G	W	L	Win %	^CU	^Opp	Home	Away	Neutral
Wingate ⁽¹⁹⁸³⁾	1	1	0	1.000	11	7			1-0
Winthrop⁽¹⁹⁸¹⁻¹³⁾	23	18	5	.783	177	94	14-4	3-1	1-0
Wofford ^{*(1898-2013)}	101	77	23	.767	732	386	40-8	34-14	3-1-1
Wright State ⁽²⁰¹⁰⁻¹³⁾	6	6	0	1.000	42	18	6-0		
Yale ⁽¹⁹⁴⁷⁻⁹²⁾	5	4	1	.800	32	19	2-0		0-1 2-0
Totals	4137	2641	1466	.642	28,318	19,656	1514-519-13	870-765-15	257-182-2

* - includes one tie (Clemson has 30 ties in history); ^ - runs; Note: **Bold** denotes 2014 opponent.

RECORD BY DATE

JANUARY

Day	W-L	Win %	Home	Away	Neutral
28	1-0	1.000			1-0
29	1-0	1.000			1-0
30	0-1	.000			0-1
31					
Totals	2-1	.667	0-0	0-0	2-1

FEBRUARY

Day	W-L	Win %	Home	Away	Neutral
1					
2					
3					
4					
5					
6	1-0	1.000			1-0
7	1-0	1.000			1-0
8	1-0	1.000			1-0
9					
10					
11					
12	3-0	1.000	3-0		
13	2-1	.667	2-1		
14	2-0	1.000	2-0		
15	5-0	1.000	4-0	1-0	
16	6-4	.600	5-2	1-2	
17	7-4	.636	4-3	3-0	0-1
18	11-1	.917	7-1	3-0	1-0
19	7-3	.700	5-1	1-2	1-0
20	9-2	.818	6-0	2-1	1-1
21	7-2	.778	6-0	1-2	
22	10-2	.833	7-0	3-2	
23	15-5	.750	10-0	4-5	1-0
24	16-5	.762	13-2	3-1	0-2
25	21-1	.955	11-0	7-1	3-0
26	16-8	.667	9-2	7-4	0-2
27	13-5	.722	6-2	4-2	3-1
28	18-7	.720	10-4	4-3	4-0
29	4-1	.800	1-0	2-1	1-0
Totals	175-51	.774	111-18	46-26	18-7

MARCH

Day	W-L	Win %	Home	Away	Neutral
1	15-8	.652	11-4	3-4	1-0
2	16-10-1	.611	12-3	3-4-1	1-3
3	21-8	.724	16-4	4-4	1-0
4	18-7	.720	15-1	3-6	
5	21-6	.778	17-4	4-2	
6	22-6	.786	19-3	3-2	0-1
7	28-4	.875	26-3	2-1	
8	21-9	.700	20-4	1-4	0-1
9	22-7	.759	16-5	6-2	
10	27-7	.794	23-3	4-4	
11	17-9	.654	16-6	0-3	1-0
12	23-6	.793	20-2	3-4	
13	22-6	.786	17-4	5-2	
14	25-5	.833	16-2	7-3	2-0
15	21-11-1	.652	13-5	8-3-1	0-3
16	16-14	.533	11-2	4-9	1-3
17	26-12	.684	12-2	11-9	3-1
18	29-9	.763	12-1	13-7	4-1
19	28-14	.667	9-2	16-11	3-1
20	32-15	.681	14-2	16-12	2-1
21	19-15-1	.557	9-3	9-11-1	1-1
22	25-16-2	.605	14-4-1	11-10-1	0-2
23	32-19	.627	20-7	10-12	2-0
24	28-20-1	.582	22-10-1	6-10	

25	30-19-1	.610	18-13-1	10-6	2-0
26	31-16-1	.656	25-8-1	4-7	2-1
27	30-11	.732	22-6	7-4	1-1
28	28-24-2	.537	23-10-2	4-13	1-1
29	30-18	.625	25-10	4-7	1-1
30	31-18	.633	24-9	7-9	
31	37-14	.725	23-4	11-10	3-0
Totals	771-363-10	.678	540-146-6	199-195-4	32-22

APRIL

Day	W-L	Win %	Home	Away	Neutral
1	34-19	.642	20-11	14-8	
2	31-20	.608	22-8	8-11	1-1
3	40-18-2	.683	27-7-1	11-11-1	2-0
4	39-19	.672	25-9	13-8	1-2
5	37-22	.627	26-11	10-11	1-0
6	35-20-1	.634	21-10	14-8-1	0-2
7	40-19-1	.675	22-7-1	16-12	2-0
8	43-15	.741	28-5	14-10	1-0
9	36-19	.655	26-7	10-12	
10	30-26	.536	19-11	11-13	0-2
11	40-16	.714	25-8	15-7	0-1
12	33-34	.493	17-15	15-18	1-1
13	34-23	.596	18-9	16-14	
14	41-19-1	.680	14-9-1	27-10	
15	45-23-1	.659	27-6	18-16-1	0-1
16	40-24-1	.623	24-7	16-17-1	
17	36-17	.679	28-6	7-11	1-0
18	31-21-2	.593	18-8	12-10-2	1-3
19	36-17	.679	20-6	15-11	1-0
20	35-20-1	.634	15-7	15-12-1	5-1
21	37-21-1	.636	20-9	13-10-1	4-2
22	33-22	.600	14-4	16-15	3-3
23	30-20	.600	18-9	11-9	1-2
24	34-21-2	.614	20-8-1	8-10-1	6-3
25	35-20-1	.634	22-10	11-10	2-0-1
26	47-18	.723	25-11	18-5	4-2
27	31-23	.574	18-7	10-13	3-3
28	18-21	.462	9-6	8-14	1-1
29	18-16	.529	9-5	8-10	1-1
30	24-15-1	.613	13-9-1	11-4	0-2
Totals	1043-608-15	.631	610-245-5	391-330-9	42-33-1

MAY

Day	W-L	Win %	Home	Away	Neutral
1	19-19	.500	7-9	11-8	1-2
2	22-13	.629	9-5	13-7	0-1
3	23-15	.605	7-9	16-5	0-1
4	25-16	.610	15-5	7-10	3-1
5	25-19-1	.567	16-7	8-12-1	1-0
6	28-25	.528	13-11	13-14	2-0
7	34-16	.680	18-6	14-10	2-0
8	35-28-1	.555	14-6-1	18-21	3-1
9	40-21	.656	18-7	18-13	4-1
10	27-17	.614	10-5	16-11	1-1
11	38-17-1	.688	16-7	16-10-1	6-0
12	28-18-1	.606	13-5-1	9-10	6-3
13	35-15	.700	17-3	10-10	8-2
14	24-24	.500	8-6	8-15	8-3
15	25-10	.714	5-1	15-6	5-3
16	20-16	.556	3-2	10-8	7-6
17	16-11	.593	3-1	7-6	6-4
18	16-9	.640	6-1	1-4	9-4
19	11-11	.500	3-2	3-4	5-5
20	12-8-1	.595	4-0	2-3	6-5-1
21	11-8	.579	3-0	3-4	5-4
22	13-11	.542	2-3	5-1	6-7

23	7-9	.438	2-2	0-2	5-5
24	8-7	.533	3-0	0-2	5-5
25	12-5	.706	4-0	2-0	6-5
26	12-5	.706	5-0	1-0	6-5
27	7-5	.583	3-1		4-4
28	8-7	.533	3-1	0-1	5-5
29	5-1	.833	1-0	1-0	3-1
30	2-3	.400	0-1		2-2
31	4-5	.444	3-0	0-1	1-4
Totals	592-394-5	.600	234-106-2	227-198-2	131-90-1

JUNE

Day	W-L	Win %	Home	Away	Neutral
1	5-3	.625	2-0	0-1	3-2
2	4-4	.500	3-0	0-2	1-2
3	8-3	.727	4-0	1-1	3-2
4	8-1	.889	3-0	1-1	4-0
5	6-6	.500	1-1	2-1	3-4
6	2-5	.286	0-1	1-4	1-0
7	3-2	.600	0-1	1-1	2-0
8	1-2	.333	1-0	0-1	0-1
9	5-2	.714	2-0	0-1	3-1
10	1-1	.500	1-0		0-1
11	3-1	.750		1-0	2-1
12	1-2	.333	0-1	0-1	1-0
13	2-3	.400	1-0	0-1	1-2
14	5-4	.556	1-0		4-4
15	0-2	.000			0-2
16	2-1	.667			2-1
17					
18	0-1	.000			0-1
19	0-1	.000			0-1
20	0-2	.000		0-1	0-1
21	1-1	.500			1-1
22	1-0	1.000			1-0
23					
24					
25	0-1	.000			0-1
26	0-1	.000			0-1
Totals	58-49	.542	19-4	7-16	32-29

Note: **Bold** denotes 2014 game date.

TOP WINNING PERCENTAGE DATES

Rk	Date	W-L	Win %
1.	February 25	21-1	.955
2.	February 18	11-1	.917
3.	March 7	28-4	.875
4.	March 14	25-5	.833
	February 22	10-2	.833
6.	February 20	9-2	.818
7.	March 10	27-7	.794
8.	March 12	23-6	.793
9.	March 6	22-6	.786
	March 13	22-6	.786
11.	March 5	21-6	.778
12.	March 18	29-9	.763
13.	February 24	16-5	.762
14.	March 9	22-7	.759
15.	February 23	15-5	.750
16.	April 8	43-15	.741
17.	March 27	30-11	.732
18.	June 3	8-3	.727

GAME RESULTS VS. 2014 OPPONENTS

APPALACHIAN STATE

Overall:	18-2			
at Clemson:	16-2			
at Doug Kingsmore Stadium:	16-2			
at Appalachian State:	2-0			
One-Run Games:	5-0			
Extra-Inning Games:	2-0			
Under Jack Leggett :	3-0			
Longest CU Win Streak:	13 ⁽¹⁹⁸⁷⁻⁹⁷⁾			
Longest ASU Win Streak:	1 ^(1981,86)			
Biggest CU Win:	16-1 ⁽¹⁹⁸¹⁾			
Biggest ASU Win:	10-4 ⁽¹⁹⁸¹⁾			
Date	Site	W-L	CU	Op
3-13-1973	H	W	5	0
5-5-1979	A	W	11	5
5-6-1979	A	W	15	1
3-7-1981	H	W	16	1
3-8-1981	H	L	4	10
4-9-1985	H	W	3	2
3-2-1986	H	L	6	11
3-1-1987 ⁽¹⁾	H	W ⁽⁸⁾	7	6
3-1-1987 ⁽²⁾	H	W ⁽⁷⁾	1	0
3-6-1988	H	W	7	1
3-10-1989	H	W ⁽¹⁰⁾	5	4
4-10-1990	H	W ⁽⁷⁾	2	1
4-16-1991	H	W	10	5
4-17-1991	H	W	13	0
4-19-1992	H	W	5	3
4-20-1992	H	W	7	5
2-23-1993	H	W	13	2
4-12-1994	H	W	8	2
3-15-1995	H	W	11	0
3-12-1997	H	W	17	4


BOSTON COLLEGE

Overall:	18-6			
at Clemson:	8-4			
at Doug Kingsmore Stadium:	8-4			
at Boston College:	10-2			
ACC Regular-Season Games:	18-6			
One-Run Games:	4-2			
Under Jack Leggett :	18-6			
Longest CU Win Streak:	10 ⁽²⁰¹⁰⁻¹³⁾			
Longest BOC Win Streak:	2 ⁽²⁰⁰⁸⁾			
Biggest CU Win:	16-2 ⁽²⁰⁰⁸⁾			
Biggest BOC Win:	13-1 ⁽²⁰⁰⁹⁾			
Date	Site	W-L	CU	Opp
4-21-2006	* A	W	6	3
4-22-2006 ⁽¹⁾	* A	L	2	3
4-22-2006 ⁽²⁾	* A	W	4	1
5-5-2007	* H	W	4	3
5-6-2007⁽¹⁾	* H	L	6	8
5-6-2007⁽²⁾	* H	W	7	6
3-14-2008	* H	L	4	6
3-15-2008	* H	L	6	7
3-16-2008	* H	W	16	2
3-27-2009	* A	L	1	13
3-28-2009 ⁽¹⁾	* A	W	7	6
3-28-2009 ⁽²⁾	* A	W	5	3
4-2-2010	* H	W	15	2
4-3-2010	* H	L	5	11
4-4-2010	* H	W	14	9
4-15-2011	* A	W	9	2
4-16-2011 ⁽¹⁾	* A	W	7	5
4-16-2011 ⁽²⁾	* A	W	9	2
3-16-2012	* H	W	6	4
3-17-2012	* H	W	6	3
3-18-2012	* H	W	5	1
4-5-2013	* A	W	7	5
4-6-2013	* A	W	9	2
4-7-2013	* A	W	1	0

* - ACC regular-season game

COASTAL CAROLINA

Overall:	42-8			
at Clemson:	30-6			
at Doug Kingsmore Stadium:	30-6			
at Coastal Carolina:	10-2			
at Neutral:	2-0			
NCAA Tournament Games:	5-0			
One-Run Games:	8-2			
Extra-Inning Games:	3-1			
Under Jack Leggett :	29-6			
Longest CU Win Streak:	20 ⁽¹⁹⁹⁰⁻⁹⁹⁾			
Longest CCU Win Streak:	1 ^(8 times)			
Biggest CU Win:	19-1 ⁽²⁰⁰²⁾			
Biggest CCU Win:	11-2 ⁽¹⁹⁹⁰⁾			
Date	Site	W-L	CU	Op
2-15-1986	A	W	12	5



CLEMSON HEAD COACH JACK LEGGETT AND FLORIDA STATE HEAD COACH MIKE MARTIN HAVE SQUARED OFF 76 TIMES SINCE 1994.

2-16-1986	A	L	3	9
3-27-1988	H	W	8	4
3-28-1988	H	W	7	3
2-18-1989	A	W	22	5
2-19-1989	A	W	6	5
3-27-1990 ⁽¹⁾	H	L ⁽⁷⁾	2	11
3-27-1990 ⁽²⁾	H	W ⁽⁷⁾	1	0
3-19-1991	A	W	23	7
3-20-1991	A	W	10	3
3-21-1991	A	W	11	7
3-9-1992	H	W	2	1
3-10-1992	H	W	12	2
3-9-1993	H	W ⁽¹¹⁾	6	5
3-10-1993	H	W	8	3
5-10-1994	A	W	9	7
5-11-1994	A	W	8	0
4-18-1995	H	W	5	1
4-19-1995	H	W	7	2
3-1-1996	H	W	11	3
3-2-1996	H	W	8	7
3-3-1996	H	W	13	4
3-7-1997	H	W	17	2
3-8-1997	H	W	22	11
3-9-1997	H	W	13	3
3-10-1998	H	W	17	3
3-10-1999	H	W	14	6
5-8-1999	H	L	2	4
3-1-2000	H	W	4	3
4-10-2001	H	L	5	10
4-11-2001	H	W ⁽¹¹⁾	8	7
3-26-2002	H	W	19	1
3-27-2002	H	W	6	2
4-15-2003	H	L	1	5
4-16-2003	H	W	7	3
3-16-2004	H	W	9	4
2-19-2005	A1	L	2	3
3-29-2005	H	W	14	5
3-30-2005	H	W	8	1
3-7-2007	H	W	4	0
6-3-2007	\$ A1	W	11	8
6-4-2007	\$ A1	W	15	3
3-18-2008	H	W	9	6
4-21-2009	H	W	5	3
3-31-2010	H	L ⁽¹¹⁾	3	4
4-5-2011	H	W ⁽¹⁰⁾	5	4
6-4-2011	\$ H	W	12	7
4-24-2012	H	L	7	10
3-22-1963	A	W	12	7
6-1-2012	\$ N2	W	11	3
6-3-2012	\$ N2	W	5	3

\$ - NCAA Regional; A1 - Myrtle Beach, SC; N2 - Columbia, SC

EASTERN MICHIGAN

Overall:	2-3			
at Clemson:	2-1			
at Doug Kingsmore Stadium:	2-1			
at Eastern Michigan:	0-1			
at Neutral:	0-1			
NCAA Tournament Games:	0-2			
One-Run Games:	0-2			
Extra-Inning Games:	0-1			
Under Jack Leggett :	2-1			
Longest CU Win Streak:	1 ⁽²⁰¹¹⁾			
Longest EMU Win Streak:	2 ⁽¹⁹⁷⁵⁻⁷⁶⁾			
Biggest CU Win:	14-3 ⁽²⁰¹¹⁾			
Biggest EMU Win:	5-3 ⁽¹⁹⁷⁵⁾			
Date	Site	W-L	CU	Op
5-23-1975	\$ A	L	3	5
6-13-1976	! N1	L ⁽¹⁰⁾	2	3
2-18-2011	H	W	14	3
2-19-2011	H	L	6	7
2-20-2011	H	W	5	1

\$ - NCAA Regional; ! - College World Series; N1 - Omaha, NE

\$ - NCAA Regional; ! - College World Series; N1 - Omaha, NE

FLORIDA STATE

Overall:.....	59-68-1
at Clemson:.....	30-19
at Doug Kingsmore Stadium:.....	28-15
at Florida State:.....	16-37-1
at Neutral:.....	13-12
ACC Regular-Season Games:.....	34-32
ACC Tournament Games:.....	9-11
NCAA Tournament Games:.....	4-2
One-Run Games:.....	15-14
Extra-Inning Games:.....	3-4-1
Under Jack Leggett :.....	35-41
Longest CU Win Streak:.....	6 ⁽¹⁹⁹²⁻⁹³⁾
Longest FSU Win Streak:.....	9 ⁽²⁰⁰¹⁻⁰²⁾
Biggest CU Win:.....	24-2 ⁽¹⁹⁹⁹⁾
Biggest FSU Win:.....	20-3 ⁽¹⁹⁷²⁾

Date	Site	W-L	CU	Opp
6-7-1958	\$ N1	W ⁽¹⁰⁾	8	5
6-5-1959	\$ N1	W	24	2
6-6-1959	\$ N1	W	5	0
3-30-1962	A	L	8	14
4-19-1962	H	W	14	11
3-21-1963	A	L	7	10
3-22-1963	A	W	12	7
3-23-1963	A	L	3	12
3-19-1964	A	L	5	8
3-20-1964	A	W	8	5
3-21-1964	A	L	6	12

4-26-1965	H	W	9	8
4-27-1965 ⁽¹⁾	H	L	11	13
4-27-1965 ⁽²⁾	H	L ⁽⁵⁾	3	16
5-23-1966	A	L	5	11
5-24-1966	A	L	3	4
5-25-1966	A	W	4	3
6-2-1967	\$ N1	L	3	5
6-3-1967	\$ N1	W	6	4
4-19-1969 ⁽¹⁾	H	L	2	6
4-19-1969 ⁽²⁾	H	L	1	3
4-17-1971 ⁽¹⁾	H	W ⁽⁷⁾	11	0
4-17-1971 ⁽²⁾	H	W	12	7
4-18-1971	H	W	3	2
3-10-1972	A	L	7	11
3-11-1972	A	L	3	6
3-12-1972	A	L	3	20
4-26-1973 ⁽¹⁾	H	W ⁽⁷⁾	2	1
4-26-1973 ⁽²⁾	H	L ⁽⁷⁾	1	2
4-27-1973	H	L	1	9
3-8-1974	A	L	3	6
3-9-1974	A	W	7	5
3-10-1974	A	L	3	5
2-28-1981	A	L	8	9
3-1-1981	A	L	7	11
4-1-1982	H	L	1	8
4-2-1982	H	L ⁽⁷⁾	6	7
3-1-1983	A	L ⁽¹⁴⁾	4	5
3-2-1983	A	T ⁽¹⁰⁾	3	3
3-29-1984	H	W	13	0
3-30-1984	H	W	13	3
5-28-1989	\$ A	L	1	8
3-27-1992	* H	W	10	4
3-28-1992	* H	W	12	0
3-29-1992	* H	W	14	0
5-11-1992	+ N2	W	5	2
5-13-1992	+ N2	W	11	0
5-7-1993	* A	W	7	6
5-8-1993	* A	L ⁽¹⁰⁾	3	4
5-9-1993	* A	W	5	1
5-16-1993	+ N2	W	6	1
5-18-1993	+ N2	L	5	7
5-7-1994	* H	W	5	2
5-8-1994	* H	W	9	5
5-9-1994	* H	L	3	8
5-21-1994	+ N2	L	4	10
5-22-1994	+ N2	W	4	1
4-21-1995	* A	L	2	5
4-22-1995	* A	L	2	7
4-23-1995	* A	L	8	9
5-19-1995	+ N2	W	11	0
5-20-1995	+ N2	L	2	12
5-21-1995	+ N2	L	2	8
5-4-1996	* H	W	3	0
5-5-1996	* H	W	2	1
5-6-1996	* H	W	2	0
5-18-1996	+ N3	L	1	2
4-4-1997	* A	W	10	7
4-5-1997	* A	L	5	20
4-6-1997	* A	L ⁽¹²⁾	10	11
5-16-1997	+ N4	L	4	8
5-17-1997	+ N4	L	0	10
4-25-1998	* H	W	2	1
4-24-1998	* H	W	5	4
4-26-1998	* H	L	2	7
4-9-1999	* A	L	0	8
4-10-1999	* A	W	8	4
4-11-1999	* A	L	3	5
5-22-1999	+ N3	W	8	7
5-6-2000	* H	W	8	7
5-7-2000	* H	W	5	4
5-8-2000	* H	W	7	4
5-18-2000	+ N5	W	8	4
4-6-2001	* A	L	4	7
4-7-2001	* A	L	6	7
4-8-2001	* A	L	1	6
5-18-2001	+ N5	L	4	5
5-17-2002	* H	L	3	9
5-18-2002	* H	L	3	12
5-19-2002	* H	L	3	9
5-23-2002	+ N4	L	4	9
5-25-2002	+ N4	L	1	4
4-11-2003	* A	W	8	4
4-12-2003	* A	L	2	7
4-13-2003	* A	L	1	8
5-1-2004	* H	L	6	11
5-2-2004	* H	L	1	10
5-3-2004	* H	W	18	9
4-2-2005	* A	L	1	3
4-3-2005 ⁽¹⁾	* A	L	4	5

4-3-2005 ⁽²⁾	*	A	W	7	3
5-12-2006	*	H	W	9	1
5-13-2006	*	H	W ⁽¹⁰⁾	4	3
5-14-2006	*	H	W	11	2
5-11-2007	*	A	L	1	11
5-12-2007	*	A	W	7	6
5-13-2007	*	A	W	11	6
5-26-2007	+	N6	W	5	1
5-3-2008	*	H	L ⁽¹⁰⁾	8	9
5-4-2008	*	H	L	4	13
5-5-2008	*	H	L	2	4
3-20-2009	*	A	L	2	5
3-21-2009	*	A	W ⁽¹¹⁾	8	7
3-22-2009	*	A	L	4	7
5-20-2010	*	H	W	9	8
5-21-2010	*	H	W	8	4
5-22-2010	*	H	W	8	3
5-19-2011	*	A	L	6	8
5-20-2011	*	A	W	7	4
5-21-2011	*	A	W	8	5
5-26-2011	+	N3	L	3	6
5-12-2012	*	H	W	7	2
5-14-2012 ⁽¹⁾	*	H	W	9	7
5-14-2012 ⁽²⁾	*	H	L	5	9
5-25-2012	+	N7	W	9	7
5-16-2013	*	A	W	8	2
5-17-2013	*	A	L	1	2
5-18-2013	*	A	L	1	6

§ - NCAA District III Playoffs, Regionals; * - ACC regular-season game; + - ACC Tournament; N1 - Gastonia, NC; N2 - Greenville, SC; N3 - Durham, NC; N4 - Saint Petersburg, FL; N5 - Fort Mill, SC; N6 - Jacksonville, FL; N7 - Greensboro, NC

GAME RESULTS VS. 2014 OPPONENTS

4-20-1918	A	W	8	3
5-9-1918	H	W ⁽⁸⁾	7	0
3-25-1919	H	L	0	2
4-10-1920	A	L ⁽¹²⁾	4	5
4-13-1921	H	L	1	4
4-20-1921	A	L	1	2
4-15-1922	A	L	1	8
5-11-1922	H	L	0	4
3-30-1923	H	W	8	0
3-31-1923	A	W	3	0
4-14-1923	A	W	6	1
4-30-1923	H	T ⁽¹³⁾	3	3
4-15-1924	A	L	1	4
4-22-1924	N2	L	4	11
5-3-1924	H	L	3	7
4-11-1925	H	L	3	7
4-22-1925	A	L	4	7
3-25-1926	H	L	5	9
3-27-1926	A	L	1	2
4-27-1927	H	W	6	5
5-12-1927	A	L ⁽¹⁰⁾	1	2
4-30-1928	A	W ⁽¹⁰⁾	8	6
5-9-1928	H	W	7	2
4-20-1929	A	W	10	3
4-27-1929	H	W	6	1
4-15-1930	A	W	4	3
4-22-1930	H	W	7	6
4-13-1933	A	L	4	6
4-14-1933	H	W	4	1
5-1-1933	A	W	9	8
5-2-1933	H	L ⁽⁷⁾	1	4
4-5-1934	H	L	7	8
4-21-1934	A	L	7	8
4-24-1935	A	T ⁽¹⁰⁾	4	4
5-7-1935 ⁽¹⁾	H	W	3	2
5-7-1935 ⁽²⁾	H	W ⁽⁷⁾	1	0
4-16-1937	H	L	2	5
5-10-1937	A	W	14	8
4-28-1938	A	L	7	14
5-11-1938	H	L	4	6
5-12-1939	A	W	9	7
5-13-1939	H	W	8	4
4-18-1940	A	T	13	13
5-1-1940	H	W	16	9
4-11-1941	H	W	9	0
4-18-1941	A	L	5	7
4-27-1942	A	L ⁽¹⁰⁾	11	12
5-6-1942	H	L	1	7
4-8-1943	A	W	21	4
4-15-1943	H	W	13	12
4-29-1943	H	W	8	2
4-23-1946	A	W	4	2
5-13-1946	H	W	2	1
5-5-1947	H	W	19	7

5-6-1947	A	L	4	7
5-13-1947	H	W	9	6
5-14-1947	A	W	13	3
4-19-1948	H	W	7	6
4-28-1948	A	L	8	11
5-3-1948	H	L	1	3
5-10-1948	A	W	5	4
4-19-1949	H	W	9	6
4-27-1949	A	W	16	3
5-2-1949	H	W ⁽¹⁰⁾	6	5
5-10-1949	A	W ⁽¹²⁾	4	3
4-18-1950	H	W	12	0
4-26-1950	A	W	10	3
5-1-1950	H	W	21	6
5-9-1950	A	W	11	7
4-17-1951	H	W	26	13
4-25-1951	A	W	10	8
4-30-1951	H	W	6	1
5-8-1951	A	W	12	2
4-23-1952	H	W	4	2
4-29-1952	A	L ⁽¹⁵⁾	4	5
5-5-1952 ⁽¹⁾	H	W ⁽¹⁰⁾	12	11
5-5-1952 ⁽²⁾	H	W ⁽⁷⁾	5	4
4-8-1953	A	W	15	1
4-22-1953	H	W ⁽¹⁴⁾	13	12
4-25-1953	A	L ⁽⁷⁾	4	6
5-11-1953	N2	W	3	1
4-8-1954	A	W	5	2
5-12-1954	H	L	9	13
4-19-1955	A	W	7	2
5-14-1955	H	L	7	8
4-9-1956	A	L	4	5
5-3-1956	H	W	4	2
4-6-1957	H	W	6	3
5-1-1957	A	L	3	5
3-27-1958	A	W	9	1
5-8-1958	H	W	11	6
4-4-1959	A	W	6	4
5-8-1959	H	W	10	1
5-13-1960	H	L	4	6
5-14-1960	A	L ⁽¹¹⁾	3	4
4-11-1961	H	W	14	9
5-15-1961	A	L ⁽⁶⁾	4	5
5-2-1962	H	W	7	3
5-15-1962	A	W	11	1
5-7-1963	A	W	6	5
5-15-1963	H	W	11	6
5-6-1964	A	W	1	0
5-13-1964	H	L	9	10
4-6-1965	H	W	11	9
5-15-1965	A	W	4	3
4-25-1966	H	W	18	6
5-17-1966	A	W	6	3
4-5-1967	A	W	7	3

4-17-1967	H	W	6	5
3-26-1968	H	W	20	4
4-11-1968	A	W	12	4
4-1-1969	H	W	12	5
4-26-1969	A	W	10	3
5-21-1976	\$ N3	W	13	2
5-24-1976	\$ N3	W	6	2
3-10-1983	H	W	8	2
3-22-1983	A	W	11	2
4-10-1984	H	L	7	9
3-25-1985	A	W	19	10
5-13-1985	H	W	13	1
4-1-1986	A	W	9	7
4-16-1986	H	W	6	3
4-6-1987	H	W	4	1
3-2-1988	H	W	15	3
3-23-1988	A	W	12	7
3-15-1989	H	W	3	0
4-11-1989	A	W	4	0
4-4-1990	A	W	10	2
4-11-1990	H	W	17	6
4-2-1991	H	W	16	6
4-23-1991	A	W	8	3
5-17-1991	H	W	7	2
5-18-1991	H	W ⁽⁸⁾	8	0
5-19-1991	H	W	21	1
3-5-1992	H	W	20	2
3-30-1993	H	W	11	4
4-20-1993	A	W	17	2
3-3-1994	H	W	11	4
4-25-1995	H	W	19	5
5-8-1996	H	W	13	4
4-8-1997	H	W	10	7
4-7-1998	H	W	18	0
4-13-1999	H	W	12	9
4-5-2000	H	W	3	2
2-28-2001	H	W	7	4
5-9-2001	A	W ⁽¹¹⁾	9	6
4-23-2002	H	W	18	7
5-8-2003	A	L	8	10
5-13-2003	H	L	9	12
5-11-2004	H	W	16	5
3-16-2005	H	W	11	1
4-19-2006	H	L	4	5
5-9-2007	H	L	3	6
3-20-2008	H	W	14	2
5-7-2008	A4	W	11	5
3-3-2009	H	L ⁽¹⁴⁾	2	4
5-11-2009	A4	W	8	5
2-21-2010	H	W	8	5
5-11-2010	A4	W	12	1
4-26-2011	H	W	5	0
5-10-2011	A4	W	5	1
4-10-2012	A4	W	12	5

5-15-2012	H	W	9	2
5-8-2013 ⁽¹⁾	A4	W	14	2
5-8-2013 ⁽²⁾	A4	W	12	2

\$ - NCAA Regional; N1 - Greenwood, SC;
N2 - Anderson, SC; N3 - Columbia, SC;
A4 - Greenville, SC (Fluor Field)

GEORGIA

Overall:.....	103-119-2
at Clemson:.....	55-48-2
at Doug Kingsmore Stadium:.....	35-13
at Georgia:.....	45-68
at Neutral:.....	3-3
NCAA Tournament Games:.....	1-2
One-Run Games:.....	27-36
Extra-Inning Games:.....	6-7-1
Under Jack Leggett:.....	25-18
Longest CU Win Streak:.....	7 ⁽¹⁹⁷¹⁻⁷³⁾
Longest UGA Win Streak:.....	11 ⁽¹⁹²⁴⁻²⁹⁾
Biggest CU Win:.....	25-2 ⁽¹⁹⁰¹⁾ , 23-0 ⁽¹⁹⁴⁶⁾
Biggest UGA Win:.....	27-4 ⁽¹⁹³⁹⁾

Date	Site	W-L	CU	Op
5-16-1900	A	W	13	3
4-23-1901	H	W	25	2
4-17-1902	H	L	1	2
4-10-1903	A	W	13	8
4-23-1904	A	W ⁽¹²⁾	6	3
4-1-1905	H	L	2	3
5-13-1905	A	L	2	5
3-31-1906 ⁽¹⁾	A	L	2	9
3-31-1906 ⁽²⁾	A	L	3	4
4-13-1907	A	W	7	5
4-20-1907	H	L	0	2
5-8-1908	A	L	0	8
5-9-1908 ⁽¹⁾	A	L	0	6
5-9-1908 ⁽²⁾	A	L	0	7
4-2-1909	H	W	2	0
4-3-1909	H	W	10	3
4-1-1910	A	W	1	0
4-2-1910	A	L	0	5
3-27-1911	H	L	2	5
3-28-1911	H	L	0	3
3-29-1912	A	L	0	8
3-30-1912	A	L	1	5
4-4-1913	H	W	10	8
4-5-1913	H	L	4	10
3-27-1914	A	W	6	3
3-28-1914	A	L ⁽¹¹⁾	6	7
4-30-1915	H	L	3	6
5-1-1915	H	L	3	9
4-21-1916	A	L	1	4
4-22-1916	A	L ⁽¹¹⁾	4	6
4-20-1917	N1	W	2	1
4-21-1917	N1	L	2	3
5-9-1917	A	L	2	8
4-23-1918	H	W	6	5
4-24-1918	H	L	0	2
4-7-1919	A	L	0	1
4-10-1919	A	L	0	9
4-23-1919	H	L	6	7
4-24-1919	H	T ⁽¹¹⁾	2	2
4-2-1920	H	L	2	6
4-3-1920	H	L	0	3
5-14-1920	A	L	1	5
5-15-1920	A	L	0	8
3-25-1921	H	L ⁽¹⁰⁾	1	2
3-26-1921	H	L	2	10
4-6-1922	A	L	1	2
4-7-1922	A	L	1	2
4-6-1923	H	L	2	6
4-7-1923	H	W	2	1
3-28-1924	H	L	5	19
3-29-1924	H	L	4	11
3-30-1925	A	L	1	7
3-31-1925	A	L	0	6
3-28-1927	H	L	7	10
3-29-1927	H	L	8	10
4-22-1927	A	L	4	8
4-23-1927	A	L	0	9
3-22-1929	A	L	3	5
3-23-1929	A	L	2	4
4-5-1929	H	L	3	4
4-6-1929	H	W	9	7
3-24-1932	H	L	3	4
3-25-1932	H	L	8	11
3-24-1933	H	L	11	14
5-7-1934	N2	W	5	2
5-8-1934	N2	L	3	4
4-12-1935	A	L	0	2

4-13-1935	A	W	4	3
4-19-1935	H	W	7	2
4-20-1935	H	W	6	4
4-3-1936	H	L ⁽⁷⁾	0	6
4-4-1936	H	L	3	8
5-8-1936	A	L	2	6
5-9-1936	A	W	5	4
4-2-1937	H	L	1	13
4-3-1937	H	W	3	2
5-3-1937	A	W	11	9
5-4-1937	A	W	6	1
4-8-1938	A	L	11	14
4-19-1938	H	L	5	7
4-3-1939	A	L	0	6
4-4-1939	A	L	4	27
4-10-1939	H	L	7	11
4-8-1941	H	L	7	12
4-15-1941	A	L	2	3
5-6-1941	N3	W	8	6
4-7-1942	A	L	6	13
4-14-1942	H	W ⁽¹²⁾	9	8
4-20-1943	A	W	8	1
5-1-1943	H	W	20	8
4-5-1946	H	W	23	0
4-6-1946	H	L	9	16
4-12-1946	N4	L ⁽¹¹⁾	8	9
4-13-1946	A	W	10	6
4-17-1947	H	W	7	2
4-21-1947	A	L	7	8
4-12-1948	A	L	2	5
4-4-1949	H	L	6	12
4-12-1950	A	L	5	8
4-17-1950	H	W	7	3
3-30-1959	A	W	8	2
4-28-1959	H	W	2	1
4-2-1960	H	W	11	10
4-25-1960	A	L	1	4
4-4-1961	A	W	5	3
3-20-1962	A	L	2	10
4-3-1962	H	W	6	3
4-8-1963	H	L	6	11
4-10-1963	A	L	2	5
4-9-1964	A	W	11	9
4-11-1964	H	L	8	10
3-20-1965	A	L	0	2
4-12-1965	H	L	4	8
4-19-1966	A	W	17	9
5-12-1966	H	T ⁽⁸⁾	3	3
4-10-1967	H	L	1	4
5-3-1967	A	W	2	1
4-2-1968	H	W ⁽¹¹⁾	3	2
5-6-1968	A	W ⁽¹⁰⁾	3	2
3-30-1969	H	W	10	1
4-9-1969	A	W	16	11
4-15-1970	H	W	4	1
5-6-1970	A	L ⁽¹²⁾	10	11
4-7-1971	A	W	8	4
4-14-1971	H	W	10	3
4-12-1972	A	W	12	4
4-18-1972	A	W	12	3
5-2-1972	H	W	4	0
4-5-1973	H	W	12	3
4-11-1973	A	W	6	5
4-23-1973	H	L	5	7
4-2-1974	H	W	3	0
4-10-1974	A	L	4	5
4-16-1974	H	W	6	3
3-23-1975	A	W	11	1
4-15-1975	H	W	10	1
3-8-1976	A	L	3	4
4-6-1976	H	W	5	2
4-14-1976	A	W	10	3
3-3-1977	A	W	2	1
4-6-1977	H	W	2	0
4-5-1978 ⁽¹⁾	A	W ⁽⁷⁾	11	6
4-5-1978 ⁽²⁾	A	L ⁽⁷⁾	5	6
2-28-1979	H	W	12	2
4-16-1979	A	L	14	15
2-27-1980	H	W	22	7
3-1-1980	A	W	8	5
3-5-1981	A	W	19	16
3-31-1981	H	L	2	3
4-8-1981	A	L	20	22
3-2-1982	H	L	3	7
4-6-1982	A	L	10	11
4-13-1982	H	L	5	8
4-6-1983	A	W	13	7
4-12-1983	A	L	5	11
4-27-1983	H	W	6	1

GAME RESULTS VS. 2014 OPPONENTS

3-11-1984	H	L	6	9	
4-24-1984	A	L	11	14	
4-25-1984	H	W	5	2	
3-26-1985	A	L	11	14	
4-24-1985	A	L	4	11	
4-30-1985	H	L	3	4	
4-2-1986	H	W	5	4	
4-9-1986	A	L	6	13	
4-10-1986	H	W	18	2	
4-1-1987	H	W	3	2	
4-2-1987	A	L	7	11	
2-25-1988	H	W	13	12	
3-22-1988	A	L	7	8	
4-18-1989	A	L	5	6	
4-25-1989	H	W ⁽¹²⁾	3	2	
3-28-1990	A	L	8	9	
4-9-1991	H	W	4	3	
4-10-1991	A	W	9	1	
4-24-1991	H	W	11	8	
3-31-1992	A	W	8	4	
4-1-1992	H	L	2	3	
4-22-1992	A	W	9	1	
3-31-1993	A	W	6	2	
4-14-1993	H	W	8	6	
5-11-1993	H	L	2	4	
3-9-1994	A	W	9	2	
4-5-1994	H	W	6	3	
4-19-1994	A	W	10	6	
4-5-1995	A	L	7	8	
4-11-1995	H	W	5	4	
4-2-1996	H	W	5	4	
4-16-1996	A	L	2	6	
4-1-1997	A	L	2	3	
3-31-1998	H	W ⁽¹⁰⁾	5	4	
4-22-1998	A	W	9	2	
3-23-1999	H	W	17	5	
3-30-1999	A	W	7	6	
3-29-2000	A	L	6	10	
4-11-2000	H	W	9	7	
3-28-2001	A	L	4	8	
4-17-2001	H	W	10	4	
4-9-2002	A	L	4	5	
4-10-2002	H	W	6	5	
3-26-2003	H	W	7	3	
4-22-2003	A	L	3	9	
3-30-2004	A	W	6	2	
3-31-2004	H	W	19	4	
6-5-2004	\$	A	L	3	6
6-6-2004 ⁽¹⁾	\$	A	W	10	9

6-6-2004 ⁽²⁾	\$	A	L ⁽¹⁰⁾	6	7
4-5-2005	A	L	10	11	
4-6-2005	H	L	1	4	
3-28-2006	A	L ⁽¹⁰⁾	11	12	
3-29-2006	H	W	10	7	
4-3-2007	A	W	4	2	
4-4-2007	H	W	11	10	
4-1-2008	A	L	3	11	
4-2-2008	H	L	4	6	
3-31-2009	A	L	5	6	
4-1-2009	H	L	2	4	
4-6-2010	A	W	15	5	
4-7-2010	H	W	14	6	
3-29-2011	H	W	11	5	
4-20-2011	A	W	5	2	
3-27-2012	A	W	10	5	
4-11-2012	H	L	7	8	
3-26-2013	A	W	9	1	
3-27-2013	H	L	3	5	

\$ - NCAA Regional; N1 - Anderson, SC;
N2 - Gainesville, GA; N3 - Elberton, GA;
N4 - Thomson, GA

GEORGIA SOUTHERN

Overall:	54-27-1			
at Clemson:	29-12			
at Doug Kingsmore Stadium:	28-11			
at Georgia Southern:	19-15-1			
at Neutral:	6-0			
NCAA Tournament Games:	3-0			
One-Run Games:	5-8			
Extra-Inning Games:	3-6			
Under Jack Leggett :	15-5			
Longest CU Win Streak:	13 ⁽²⁰⁰¹⁻¹³⁾			
Longest GSU Win Streak:	4 ^(1972-74, 95-01)			
Biggest CU Win:	25-5 ⁽¹⁹⁸²⁾			
Biggest GSU Win:	14-5 ⁽¹⁹⁸⁰⁾			
Date	Site	W-L	CU	Op
5-4-1959	H	W	5	2
5-5-1959	H	L	1	2
3-21-1960	A	T	7	7
3-22-1960	A	W ⁽⁸⁾	15	4
3-18-1970	A	W ⁽⁷⁾	5	1
3-19-1970	A	W	6	2
3-30-1971	H	L	3	8
3-31-1971	H	W	3	0
3-17-1972	A	W	2	1
3-18-1972	A	L	4	10
3-1-1974	A	L	8	9

3-2-1974	A	L	2	5	
3-3-1974	A	L	3	6	
3-7-1975	H	W ⁽⁸⁾	4	1	
3-8-1975	H	W	13	3	
3-9-1975	H	W	9	2	
3-20-1976 ⁽¹⁾	A	L	8	15	
3-20-1976 ⁽²⁾	A	W	16	12	
3-4-1978	A	L	2	4	
3-5-1978 ⁽¹⁾	A	L ⁽⁷⁾	1	3	
3-5-1978 ⁽²⁾	A	W ⁽⁷⁾	5	2	
4-21-1979	H	L	8	10	
4-22-1979 ⁽¹⁾	H	W ⁽⁸⁾	1	0	
4-22-1979 ⁽²⁾	H	L ⁽⁸⁾	10	12	
5-18-1979	\$	N1	W	8	4
5-20-1979	\$	N1	W	2	0
5-5-1980	A	W	13	3	
5-6-1980	A	W ⁽¹⁰⁾	10	8	
5-7-1980	A	L	5	14	
3-27-1981	H	L ⁽¹¹⁾	5	6	
3-28-1981	H	W	6	0	
3-29-1981	H	L	7	8	
5-13-1982	A	W	25	5	
5-14-1982	A	L	6	7	
5-15-1982	A	W	12	2	
3-25-1983 ⁽¹⁾	H	W ⁽⁷⁾	4	3	
3-25-1983 ⁽²⁾	H	W ⁽⁷⁾	1	0	
3-26-1983	H	W ⁽⁶⁾	5	4	
2-24-1984	A	L	11	17	
2-25-1984	A	W	10	3	
2-26-1984	A	W	10	5	
3-18-1985	H	W	3	1	
3-19-1985	H	W	11	4	
2-21-1986	A	L	3	9	
2-22-1986	A	W	12	9	
2-23-1986	A	W ⁽¹⁰⁾	12	10	
3-5-1987	H	L	3	10	
3-6-1987	H	W	8	2	
3-7-1987	H	W	14	5	
5-8-1989	A	L	1	4	
5-9-1989	A	L ⁽⁵⁾	7	9	
5-10-1989	A	L	1	2	
4-17-1990	H	W	13	0	
4-18-1990	H	L	6	9	
2-16-1991	A	W	10	4	
2-17-1991	A	W	16	3	
4-7-1992 ⁽¹⁾	H	W ⁽⁷⁾	10	5	
4-7-1992 ⁽²⁾	H	W ⁽⁷⁾	7	2	
5-4-1992	A	W	10	2	
5-5-1992	A	W	7	1	
3-24-1993 ⁽¹⁾	H	W ⁽⁷⁾	10	7	
3-24-1993 ⁽²⁾	H	W ⁽⁷⁾	4	1	
3-29-1994	H	W	7	5	
3-30-1994	H	L	2	3	
5-7-1995	A	W	7	4	
5-8-1995	A	L ⁽¹²⁾	14	15	
4-21-1996 ⁽¹⁾	H	L ⁽¹⁰⁾	6	8	
4-21-1996 ⁽²⁾	H	L ⁽¹⁸⁾	7	9	
3-13-2001	H	L ⁽¹⁰⁾	9	12	
3-14-2001	H	W	9	3	
3-12-2002	H	W	20	8	
3-13-2002	H	W	9	2	
5-31-2002	\$	H	W	15	1
3-16-2003	N2	W	11	1	
3-17-2003	N2	W	8	0	
2-28-2004	N3	W	4	0	
2-29-2004	N3	W	9	0	
3-14-2007	H	W	3	0	
3-17-2010	H	W	22	6	
5-10-2013	H	W	7	1	
5-11-2013	H	W	7	0	
5-12-2013	H	W	11	6	

\$ - NCAA Regional; N1 - Coral Gables, FL;
N2 - Charleston, SC; N3 - Greenville, NC

High Point

Overall:.....9-0
at Clemson:.....8-0
at Doug Kingsmore Stadium:.....8-0
at High Point:.....1-0
One-Run Games:.....2-0
Extra-Inning Games:.....1-0
Under Jack Leggett:.....2-0
Longest CU Win Streak:.....9⁽¹⁹⁷⁶⁻⁰⁸⁾
Biggest CU Win:.....10-0⁽¹⁹⁷⁷⁾

Date	Site	W-L	CU Op	
3-1-1976	H	W	3	0
3-2-1976	H	W ⁽¹¹⁾	4	3
3-1-1977	H	W	10	1
3-2-1977	H	W	10	1

HIGH POINT

Overall:.....	9-0			
at Clemson:.....	8-0			
at Doug Kingsmore Stadium:.....	8-0			
at High Point:.....	1-0			
One-Run Games:.....	2-0			
Extra-Inning Games:.....	1-0			
Under Jack Leggett :.....	2-0			
Longest CU Win Streak:.....	9 ⁽¹⁹⁷⁶⁻⁰⁸⁾			
Biggest CU Win:.....	10-0 ⁽¹⁹⁷⁷⁾			
Date	Site	W-L	CU	Op
3-1-1976	H	W	3	0
3-2-1976	H	W ⁽¹¹⁾	4	3
3-1-1977	H	W	10	1
3-2-1977	H	W	10	0

3-18-1978	A	W	6	1
3-3-1979 ⁽¹⁾	H	W ⁽⁷⁾	2	1
3-3-1979 ⁽²⁾	H	W ⁽⁷⁾	6	2
2-21-2007	H	W ⁽⁶⁾	11	3
2-27-2008	H	W	12	3

JAMES MADISON

Overall:.....	16-2			
at Clemson:.....	15-0			
at Doug Kingsmore Stadium:.....	15-0			
at James Madison:.....	1-2			
One-Run Games:.....	3-1			
Under Jack Leggett :.....	10-0			
Longest CU Win Streak:.....	10 ⁽¹⁹⁹⁵⁻⁰⁶⁾			
Longest JMU Win Streak:.....	2 ⁽¹⁹⁷⁹⁾			
Biggest CU Win:.....	15-2 ⁽¹⁹⁷⁹⁾			
Biggest JMU Win:.....	7-4 ⁽¹⁹⁷⁹⁾			
Date	Site	W-L	CU	Op
3-7-1976	H	W	5	4
3-8-1977⁽¹⁾	H	W⁽⁷⁾	6	2
3-8-1977⁽²⁾	H	W	10	3
3-7-1978⁽¹⁾	H	W⁽⁷⁾	7	6
3-7-1978⁽²⁾	H	W⁽⁵⁾	6	5
5-8-1979	A	W	15	2
5-9-1979	A	L	10	11
5-10-1979	A	L	4	7
3-7-1995	H	W	5	0
3-8-1995	H	W	16	6
3-4-1997	H	W	12	5
3-5-1997	H	W	11	3
2-25-2000	H	W	5	1
2-26-2000	H	W	12	4
2-27-2000	H	W	5	3
2-17-2006⁽¹⁾	H	W	8	1
2-17-2006⁽²⁾	H	W	3	0
2-19-2006	H	W	6	1

MAINE

Overall:.....	16-1			
at Clemson:.....	15-1			
at Doug Kingsmore Stadium:.....	15-1			
at Maine:.....	1-0			
NCAA Tournament Games:.....	1-0			
One-Run Games:.....	2-1			
Under Jack Leggett :.....	15-1			
Longest CU Win Streak:.....	14 ⁽¹⁹⁹¹⁻⁰³⁾			
Longest MAI Win Streak:.....	1 ⁽²⁰¹²⁾			
Biggest CU Win:.....	18-2 ⁽¹⁹⁹⁸⁾			
Biggest MAI Win:.....	6-5 ⁽²⁰¹²⁾			
Date	Site	W-L	CU	Op
5-26-1991	\$ A	W	13	5
2-23-1996	H	W	7	3
2-24-1996 ⁽¹⁾	H	W	6	5
2-24-1996 ⁽²⁾	H	W	5	1
2-25-1996	H	W	6	1
3-13-1998	H	W	12	2
3-14-1998 ⁽¹⁾	H	W	18	2
3-14-1998 ⁽²⁾	H	W	19	11
3-21-2002	H	W	8	0
3-22-2002	H	W	13	0
3-23-2002	H	W	8	3
3-20-2003	H	W	8	6
3-21-2003	H	W	7	6
3-22-2003	H	W	11	7
2-24-2012	H	L	5	6
2-25-2012	H	W	9	5
2-26-2012	H	W	9	6

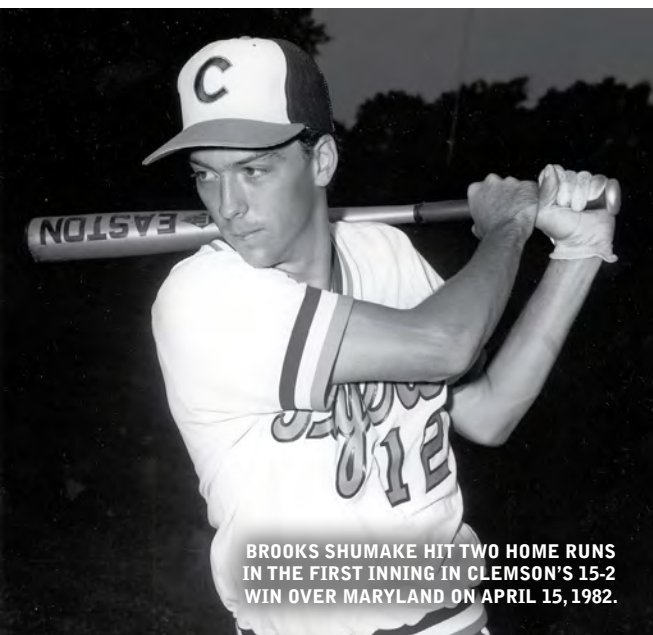
\$ - NCAA Regional

MARYLAND

Overall:.....	121-41			
at Clemson:.....	67-9			
at Doug Kingsmore Stadium:.....	57-4			
at Maryland:.....	43-28			
at Neutral:.....	11-4			
ACC Regular-Season Games:.....	108-37			
ACC Tournament Games:.....	12-0			
One-Run Games:.....	21-14			
Extra-Inning Games:.....	8-3			
Under Jack Leggett :.....	52-10			
Longest CU Win Streak:.....	17 ⁽¹⁹⁸³⁻⁸⁹⁾			
Longest UMD Win Streak:.....	5 ⁽¹⁹⁵⁰⁻⁵⁵⁾			
Biggest CU Win:.....	22-4 ⁽¹⁹⁹³⁾			
Biggest UMD Win:.....	20-5 ⁽¹⁹⁶⁰⁾			
Date	Site	W-L	CU	Op
4-3-1923	H	W	6	2
5-27-1950	N1	L	2	3
5-8-1954 ⁽¹⁾	* A	L	2	3
5-8-1954 ⁽²⁾	* A	L	0	3

4-12-1955 ⁽¹⁾	*	H	L	4	18
4-12-1955 ⁽²⁾	*	H	L ⁽⁷⁾	2	11
4-2-1956	*	A	W ⁽¹⁰⁾	6	4
3-30-1957	*	H	W	6	3
5-10-1957	*	A	L	2	4
4-5-1958	*	H	W	6	2
4-15-1958	*	A	W	13	4
3-28-1959	*	N2	W	9	2
4-14-1959	*	A	L	3	7
4-9-1960	*	H	L	5	20
4-1-1961	*	H	W	9	8
4-21-1961	*	A	L	7	9
4-7-1962	*	H	W	3	2
4-14-1962	*	A	W	3	2
4-15-1963	*	A	L	1	2
4-16-1963	*	A	W ⁽¹³⁾	7	3
3-30-1964	*	H	L	3	6
3-31-1964	*	H	W	11	8
4-16-1965	*	A	L	1	6
4-17-1965	*	A	L	1	2
4-8-1966	*	H	W	11	2
4-9-1966	*	H	W	12	7
5-12-1967	*	A	W	2	1
5-13-1967	*	A	W	8	4
4-20-1968 ⁽¹⁾	*	H	W ⁽⁷⁾	3	1
4-20-1968 ⁽²⁾	*	H	L ⁽⁷⁾	2	7
5-14-1968	*	A	L	0	1
4-12-1969	*	H	W	7	0
5-17-1969 ⁽¹⁾	*	A	L ⁽⁷⁾	2	3
5-17-1969 ⁽²⁾	*	A	W ⁽⁷⁾	7	5
4-18-1970	*	A	L	1	5
5-9-1970 ⁽¹⁾	*	H	W ⁽⁷⁾	3	1
5-9-1970 ⁽²⁾	*	H	W ⁽⁷⁾	3	1
5-22-1970	∧	N3	L	9	4
5-8-1971	*	H	W ⁽¹⁰⁾	3	2
5-9-1971	*	H	W	4	1
5-16-1971	∧	N3	L	0	4
5-10-1972 ⁽¹⁾	*	A	L	2	3
5-10-1972 ⁽²⁾	%	A	L ⁽⁷⁾	0	3
3-16-1973	*	H	W ⁽⁸⁾	3	0
4-16-1973	*	A	W	10	0
3-15-1974	*	H	W	3	2
4-14-1974	*	A	W	8	5
3-28-1975	*	A	L	3	6
4-13-1975	*	H	W	5	2
3-11-1976	*	H	W	6	0
4-18-1976	*	H	W	8	6
4-24-1976	+	H	W	2	1
4-25-1976	+	H	W	3	2
4-14-1977	*	A	L ⁽¹⁰⁾	9	12
4-15-1977	*	A	W	9	6
4-15-1978	*	H	W	17	8
4-16-1978	*	H	W	8	7
4-28-1979 ⁽¹⁾	*	A	W ⁽⁷⁾	5	3
4-28-1979 ⁽²⁾	*	A	L ⁽⁷⁾	2	6
4-19-1980	*	H	W	1	0
4-20-1980	*	H	W	5	2
4-24-1980	+	N3	W	9	4
4-16-1981	*	A	L	11	21
4-17-1981	*	A	L	6	10
4-15-1982	*	H	W	15	2
4-16-1982	*	H	W ⁽¹³⁾	4	3
3-20-1983 ⁽¹⁾	*	A	L ⁽⁷⁾	2	5
3-20-1983 ⁽²⁾	*	A	W ⁽⁷⁾	8	3
3-9-1984	*	H	W	5	4
3-10-1984	*	H	W	5	2
4-20-1984	+	N4	W	12	1
3-30-1985 ⁽¹⁾	*	A	W ⁽⁷⁾	7	1
3-30-1985 ⁽²⁾	*	A	W ⁽⁷⁾	6	0
4-17-1985	+	N5	W	17	12
3-27-1986	*	H	W	23	8
3-28-1986	*	H	W	9	2
5-16-1986	+	N4	W ⁽¹⁰⁾	7	2
3-23-1987	*	H	W	14	5
5-5-1987	*	A	W	8	1
5-6-1987	*	A	W	9	7
3-21-1988 ⁽¹⁾	*	H	W ⁽⁷⁾	6	0
3-21-1988 ⁽²⁾	*	H	W ⁽⁷⁾	5	4
5-13-1988	+	N6	W	9	0
3-18-1989	*	H	W	16	3
4-16-1989 ⁽¹⁾	*	A	L ⁽¹²⁾	4	5
4-16-1989 ⁽²⁾	*	A	L ⁽⁵⁾	3	4
5-13-1989	+	N6	W	8	0
3-17-1990 ⁽¹⁾	*	H	W ⁽⁷⁾	10	1
3-17-1990 ⁽²⁾	*	H	W ⁽⁷⁾	7	1
3-18-1990	*	H	W	8	1
4-19-1991	*	A	W	11	4
4-20-1991	*	A	W	7	2
4-21-1991	*	A	W	17	2

GAME RESULTS VS. 2014 OPPONENTS



BROOKS SHUMAKE HIT TWO HOME RUNS IN THE FIRST INNING IN CLEMSON'S 15-2 WIN OVER MARYLAND ON APRIL 15, 1982.

5-11-1991	+	N6	W	13	1
3-13-1992	*	H	W	15	3
3-14-1992	*	H	W	10	1
3-15-1992	*	H	L	9	10
4-17-1993	*	A	W	6	2
4-18-1993	*	N7	L	4	8
4-19-1993	*	A	W	22	4
3-11-1994	*	H	W	7	5
3-12-1994	*	H	W	18	2
3-13-1994	*	H	W	6	5
5-18-1994	+	N6	W	7	1
3-24-1995	*	A	W ⁽¹²⁾	4	3
3-25-1995	*	A	W	11	3
3-26-1995	*	A	W	12	2
5-17-1995	+	N6	W	10	0
3-22-1996	*	H	W	4	0
3-23-1996	*	H	W	7	0
3-24-1996	*	H	W	16	6
3-21-1997	*	A	L	1	13
3-22-1997	*	A	W	17	10
3-23-1997	*	A	L ⁽¹⁰⁾	6	7
3-20-1998	*	H	W	5	3
3-21-1998	*	H	W	19	6
3-22-1998	*	H	W	15	6
3-19-1999	*	A	W	8	6
3-20-1999	*	A	W	9	2
5-21-1999	+	N4	W	7	6
3-17-2000	*	H	W	8	6
3-18-2000 ⁽¹⁾	*	H	W	9	3
3-18-2000 ⁽²⁾	*	H	W	11	2
3-16-2001	*	A	W	8	6
3-17-2001	*	A	W	9	6
3-18-2001	*	A	W	7	0
3-29-2002	*	H	W	13	6
3-30-2002	*	H	W	16	7
3-31-2002	*	H	W	7	2
4-19-2003 ⁽¹⁾	*	A	L	6	9
4-19-2003 ⁽²⁾	*	A	L	4	8
4-20-2003	*	A	W	20	5
4-2-2004	*	H	W	3	2
3-25-2005	*	A	W	14	3
3-26-2005 ⁽¹⁾	*	A	W ⁽¹³⁾	6	4
3-26-2005 ⁽²⁾	*	A	W	12	0
4-7-2006	*	H	W	3	1
4-8-2006	*	H	W ⁽¹¹⁾	3	2
4-9-2006	*	H	W	15	7
3-23-2007	*	A	L	3	4
3-24-2007	*	A	L	1	4
3-25-2007	*	A	W	5	0
3-28-2008	*	A	W	2	1
3-29-2008	*	A	L	3	5
3-30-2008	*	A	W	6	2
5-2-2009	*	H	W	11	2
5-3-2009 ⁽¹⁾	*	H	W	7	4
5-3-2009 ⁽²⁾	*	H	L	6	8
5-7-2010	*	A	W	18	6

5-8-2010	*	A	W	12	8
5-9-2010	*	A	W	7	5
4-8-2011	*	H	W	12	3
4-9-2011	*	H	W	7	0
4-10-2011	*	H	L	6	7
4-20-2012	*	A	W	5	4
4-21-2012 ⁽¹⁾	*	A	W	5	3
4-21-2012 ⁽²⁾	*	A	W	7	2
5-4-2013	*	H	L	2	7
5-6-2013 ⁽¹⁾	*	H	W	3	2
5-6-2013 ⁽²⁾	*	H	W	9	5

* - ACC regular-season game; ^ - ACC Playoffs; % - not counted in ACC standings; + - ACC Tournament; N1 - Greensboro, NC; N2 - Orangeburg, SC; N3 - Raleigh, NC; N4 - Durham, NC; N5 - Atlanta, GA; N6 - Greenville, SC; N7 - Baltimore, MD

MIAMI (FL)

Overall:	27-32-1			
at Clemson:	11-7			
at Doug Kingsmore Stadium:	11-7			
at Miami:	10-16-1			
at Neutral:	6-9			
ACC Regular-Season Games:	12-9			
ACC Tournament Games:	2-2			
NCAA Tournament Games:	3-9			
One-Run Games:	5-7			
Extra-Inning Games:	2-0			
Under Jack Leggett :	19-20			
Longest CU Win Streak:	7 ⁽²⁰⁰⁵⁻⁰⁶⁾			
Longest MIA Win Streak:	5 ^(1978-86,08-09)			
Biggest CU Win:	14-1 ⁽²⁰⁰⁶⁾			
Biggest MIA Win:	15-5 ⁽²⁰⁰⁸⁾			
Date	Site	W-L	CU	Op
5-21-1977	\$ A	W	7	2
5-22-1977 ⁽¹⁾	\$ A	L	3	10
5-22-1977 ⁽²⁾	\$ A	W	10	9
5-19-1978	\$ A	W	8	5
5-21-1978	\$ A	L	5	7
5-19-1979	\$ A	L	1	2
5-20-1979	\$ A	L	1	4
5-31-1980	! N1	L	5	13
5-9-1986	N2	L	5	6
5-10-1986	N2	W	7	4
5-11-1986	N2	W	9	5
3-20-1987	A	W	8	2
3-21-1987	A	W	11	9
3-22-1987	A	T	10	10
4-28-1989	H	L	5	11
4-29-1989	H	L	2	10
4-30-1989	H	W	5	4
5-20-1989	N3	L	0	2
3-22-1990	A	L	2	9
3-23-1990	A	L	5	11
3-24-1990	A	L	1	2
4-29-1994	H	W	7	5

4-30-1994		H	L	3	6
5-1-1994		H	W ⁽¹²⁾	9	8
5-12-1995		A	L	6	7
5-13-1995		A	W	7	5
5-14-1995		A	L	4	8
5-31-1996	!	N1	L	3	7
6-5-1996	!	N1	L	5	14
4-2-1999		N4	L	3	5
4-3-1999		N4	W	7	5
4-4-1999		N4	L	11	14
1-29-2000		N5	W	4	0
6-1-2001	¶	A	L	8	10
6-2-2001	¶	A	L	6	14
5-19-2005	*	H	W	15	5
5-20-2005	*	H	W	9	2
5-21-2005	*	H	W	6	2
5-26-2005	+	N6	W	9	1
3-31-2006	*	A	W	8	6
4-1-2006	*	A	W	6	2
4-2-2006	*	A	W	14	1
3-30-2007	*	H	L	3	10
3-31-2007	*	H	W	4	1
4-1-2007	*	H	L	6	7
5-23-2007	+	N6	W ⁽¹³⁾	5	4
4-4-2008	*	A	L	4	6
4-5-2008	*	A	L	5	15
4-6-2008	*	A	L	6	7
5-21-2008	+	N6	L	1	7
4-11-2009 ⁽¹⁾	*	H	L	8	12
4-11-2009 ⁽¹⁾	*	H	W	9	1
4-12-2009	*	H	W	9	6
3-30-2012	*	H	W	3	1
3-31-2012	*	H	W	3	1
4-1-2012	*	H	L	2	4
4-19-2013	*	A	W	1	0
4-20-2013	*	A	L	1	2
4-21-2013	*	A	L	0	7
5-25-2013	+	N7	L	0	7

\$ - NCAA Regional; ! - NCAA Super Regional; ! - College World Series; * - ACC regular-season game; + - ACC Tournament; N1 - Omaha, NE; N2 - Greenville, SC; N3 - Chapel Hill, NC; N4 - Fort Mill, SC; N5 - Lake Buena Vista, FL; N6 - Jacksonville, FL; N7 - Durham, NC

NEVADA-LAS VEGAS

Overall:	5-4			
at Clemson:	2-1			
at Doug Kingsmore Stadium:	2-1			
at Nevada-Las Vegas:	3-3			
One-Run Games:	0-3			
Extra-Inning Games:	0-1			
Under Jack Leggett :	4-4			
Longest CU Win Streak:	2 ^(1991-94,00)			
Longest NLV Win Streak:	2 ⁽¹⁹⁹⁷⁻⁹⁹⁾			
Biggest CU Win:	14-3 ⁽¹⁹⁹¹⁾			
Biggest NLV Win:	14-6 ⁽²⁰⁰¹⁾			
Date	Site	W-L	CU	Op
3-2-1991	A	W	14	3
2-24-1994	A	W	11	6
2-28-1997	A	L	3	4
2-26-1999	A	L ⁽¹⁰⁾	11	12
3-3-2000	H	W	8	0
3-4-2000	H	W	5	3
3-5-2000	H	L	3	4
2-22-2001	A	W	10	6
2-23-2001	A	L	6	14

N.C. STATE

Overall:	112-75-1			
at Clemson:	56-24-1			
at Doug Kingsmore Stadium:	43-16			
at N.C. State:	42-38			
at Neutral:	14-13			
ACC Regular-Season Games:	89-59			
ACC Tournament Games:	18-12			
One-Run Games:	24-22			
Extra-Inning Games:	7-4-1			
Under Jack Leggett :	46-25			
Longest CU Win Streak:	10 ⁽¹⁹⁷⁶⁻⁷⁹⁾			
Longest NCS Win Streak:	5 ^(1959-61,85-87)			
Biggest CU Win:	41-9 ⁽¹⁹⁷⁹⁾			
Biggest NCS Win:	20-5 ⁽¹⁹⁹³⁾			
Date	Site	W-L	CU	Op
5-4-1921	H	W⁽¹²⁾	1	0
4-21-1926	H	W	11	5
5-9-1927	H	W	7	0
4-7-1934	H	T⁽¹¹⁾	7	7

3-30-1935		A	L	1	5
5-1-1936		H	L	5	12
3-25-1947		H	W	10	9
5-16-1949		N1	L	1	6
4-28-1951		A	L	5	7
4-4-1953		A	W	8	4
4-2-1954	*	H	W	5	1
4-3-1954	*	H	W	8	4
4-2-1955	*	H	L ⁽⁷⁾	2	3
4-26-1955	*	A	W	12	10
4-13-1956	*	H	L	7	10
5-8-1956	*	A	L	1	5
4-12-1957	*	H	L	5	6
4-22-1957	*	A	L	2	8
4-16-1958	*	A	W	6	5
5-3-1958	*	A	W	15	11
4-7-1959	*	H	L	7	8
5-2-1959	*	A	L	2	9
4-16-1960	*	A	L	0	5
5-10-1960	*	H	L ⁽¹⁰⁾	7	8
4-29-1961 ⁽¹⁾	*	A	L ⁽⁷⁾	1	2
4-29-1961 ⁽²⁾	*	A	W	11	6
4-28-1962	*	A	W	9	2
5-12-1962	*	H	L	0	1
4-19-1963	*	H	W	14	7
5-10-1963	*	A	W	12	11
4-17-1964	*	A	L	2	3
5-8-1964	*	H	W	9	4
4-10-1965	*	H	L	5	8
5-1-1965	*	A	W	6	4
4-16-1966	*	A	L	6	7
5-16-1966	*	H	W	8	7
4-8-1967	*	H	W	9	6
5-9-1967	*	A	W	8	5
4-12-1968	*	H	W	14	7
5-3-1968 ⁽¹⁾	*	A	L ⁽⁷⁾	2	4
5-3-1968 ⁽²⁾	*	A	L ⁽⁷⁾	1	6
4-4-1969 ⁽¹⁾	*	H	W ⁽⁷⁾	5	3
4-4-1969 ⁽²⁾	*	H	W ⁽⁷⁾	3	0
5-12-1969	*	A	L	1	7
4-10-1970	*	H	W	2	0
5-12-1970 ⁽¹⁾	*	A	W ⁽⁷⁾	7	2
5-12-1970 ⁽²⁾	*	A	L ⁽⁷⁾	2	3
3-28-1971	*	N2	L	0	3
4-11-1971	*	A	W	4	0
4-2-1972	*	A	W	7	2
4-15-1972 ⁽¹⁾	*	H	W ⁽⁷⁾	7	0
4-15-1972 ⁽²⁾	*	H	L ⁽⁷⁾	2	3
4-13-1973 ⁽¹⁾	*	A	W ⁽⁷⁾	8	1
4-13-1973 ⁽²⁾	*	A	L ⁽⁷⁾	1	7
4-22-1973 ⁽¹⁾	+	N3	L ⁽¹⁰⁾	4	8
4-22-1973 ⁽²⁾	+	N3	L	2	3
4-7-1974	*	A	W	2	1
4-21-1974	*	H	W	5	0
4-28-1974 ⁽¹⁾	+	A	W	12	5
4-28-1974 ⁽²⁾	+	A	L	6	8
4-5-1975	*	H	W	6	5
4-6-1975	*	H	L	1	3
4-27-1975	+	N3	L	2	3
4-3-1976	*	A	W	7	4
4-4-1976	*	A	W	8	0
4-2-1977	*	H	W	7	3
4-22-1977	+	H	W	10	3
4-24-1977	+	H	W	14	6
3-19-1978	*	A	W	4	0
4-18-1978	*	A	W ⁽⁸⁾	2	1
4-22-1978	+	H	W	12	1
3-31-1979	*	H	W	8	1
4-7-1979	*	A	W	41	9
4-6-1980	*	H	L	3	6
4-25-1980	+	A	W	5	4
4-11-1981 ⁽¹⁾	*	H	W ⁽⁷⁾	6	1
4-11-1981 ⁽²⁾	*	H	W ⁽⁷⁾	2	0
3-17-1982	*	A	W	9	6
4-4-1982	*	H	L	13	16
4-3-1983	*	A	L	4	6
4-10-1983	*	H	L	4	8
4-21-1983	+	N3	W	8	1
3-31-1984	*	H	L	2	5
4-7-1984	*	A	W	15	7
4-6-1985	*	H	W	7	1
4-14-1985	*	A	L	4	9
4-12-1986	*	A	L	8	12
4-20-1986	*	H	L	2	6
5-17-1986	+	N4	L	4	6
4-4-1987 ⁽¹⁾	*	H	L ⁽⁷⁾	6	7
4-4-1987 ⁽²⁾	*	H	W ⁽⁷⁾	15	5
4-25-1987	+	N3	W	9	8
4-15-1987	+	N5	W	8	8

GAME RESULTS VS. 2014 OPPONENTS

4-14-2012	*	H	L	1	3
4-15-2012	*	H	L	3	6
3-8-2013	*	A	W	10	5
3-9-2013	*	A	W	7	4
3-10-2013	*	A	L	1	4
5-22-2013	+	N4	L	3	6

* - ACC regular-season game; + - ACC Tournament; N1 - Laurinburg, NC; N2 - Columbia, SC; N3 - Chapel Hill, NC; N4 - Durham, NC; N5 - Greenville, SC; N6 - Saint Petersburg, FL; A7 - Kinston, NC; N8 - Salem, VA; N9 - Jacksonville, FL; N10 - Greensboro, NC

NOTRE DAME

Overall:	0-1
at Clemson:	0-1
at Doug Kingsmore Stadium:	0-1
NCAA Tournament Games:	0-1
Under Jack Leggett:	0-1
Longest UND Win Streak:	1 ⁽¹⁹⁹⁴⁾
Biggest UND Win:	8-1 ⁽¹⁹⁹⁴⁾
Date	Site	W-L CU Op
5-27-1994	\$	H L 1 8

\$ - NCAA Regional

PITTSBURGH

Overall:	0-0
----------	-------	-----

PRESBYTERIAN COLLEGE

Overall:	61-21
at Clemson:	36-8
at Doug Kingsmore Stadium:	4-1
at Presbyterian College:	22-10
at Neutral:	3-3
One-Run Games:	12-7
Extra-Inning Games:	4-2
Under Jack Leggett:	5-2
Longest CU Win Streak:	10 ⁽¹⁹¹¹⁻¹⁵⁾
Longest PRE Win Streak:	4 ⁽¹⁹⁴³⁻⁴⁵⁾
Biggest CU Win:	22-0 ⁽¹⁹⁴¹⁾
Biggest PRE Win:	19-5 ⁽¹⁹⁴⁹⁾

Date	Site	W-L CU Op
4-26-1906	N1	W 8 0
3-23-1907	A	W 15 1
4-12-1907	H	W 8 0
3-28-1908	H	W 7 2
4-30-1910	A	L 6 8
4-21-1911	H	W 6 0
4-22-1911	H	W 6 2
5-3-1912	A	W 3 2
5-4-1912	A	W 5 1
4-18-1913	H	W 5 1
5-2-1913	A	W 11 1
4-29-1914	A	W 7 3
4-30-1914	A	W 6 2
4-27-1915	H	W 8 2
4-28-1915	H	W 2 1
4-13-1917	A	L ⁽¹³⁾ 0 1
4-28-1919	H	L 1 2
4-27-1920	H	W 6 2
5-8-1920	A	L 5 7
4-27-1921	H	W 8 0
5-7-1921	A	W 6 1
4-3-1922	H	W 5 0
4-21-1922	A	W 3 0
4-22-1922	A	W 8 3
4-9-1923	H	W 17 1
4-16-1924	H	L 4 7
5-8-1924	N2	W 4 1
4-17-1925	H	W 3 2
4-30-1925	N2	L 2 9
4-13-1926	H	W ⁽¹⁰⁾ 7 6
4-28-1926	N2	L 1 5
4-15-1927	A	W 12 4
4-28-1927	H	L 6 7
4-16-1928	H	W 11 1
4-26-1928	H	W 6 0
4-24-1929	H	W ⁽¹⁰⁾ 6 5
5-7-1929	A	W 7 1
5-1-1930	A	L 7 9
4-7-1932	A	W 7 1
4-21-1932 ⁽¹⁾	H	W 14 5
4-21-1932 ⁽²⁾	H	W ⁽⁷⁾ 14 1
4-22-1932	H	W ⁽¹⁰⁾ 12 11
4-6-1933	A	W 13 7
4-7-1933	A	L 3 8
4-25-1933 ⁽¹⁾	H	W 15 11
4-25-1933 ⁽²⁾	H	W ⁽⁷⁾ 3 0


4-9-1934	A	W	15	8
4-25-1934	H	W	8	2
4-9-1935	H	W	10	2
5-1-1935	A	W	6	3
4-17-1936	H	W	10	8
4-28-1936	A	L ⁽⁷⁾	2	6
4-15-1937	A	W	5	4
5-6-1937	A	L	5	6
4-13-1938	H	W	4	2
4-22-1938	A	W	15	5
4-22-1939	H	W	10	7
4-15-1940	H	W	11	5
4-27-1940	A	W	12	1
4-5-1941	H	L	10	14
4-28-1941	H	W	22	0
4-20-1942	A	L ⁽¹⁰⁾	11	12
4-17-1943	H	W	13	12
4-28-1943	A	L	4	7
4-13-1945	A	L	7	8
4-20-1945	H	L	2	12
4-21-1945	H	L	6	12
4-19-1946	H	W	8	5
4-3-1947	A	W	8	2
4-23-1948	H	W	9	2
5-5-1948	A	W	2	1
4-1-1949	A	W	4	3
4-9-1949	H	L	5	19
4-1-1950	A	W	15	2
4-11-1950	H	W ⁽¹⁰⁾	11	10
4-23-2008	N3	W	12	7
3-17-2009	H	W	8	0
5-18-2010	H	W	8	2
3-16-2011	N3	L	3	4
4-12-2011	H	W	7	2
3-28-2012	H	L	4	8
4-10-2013	H	W	5	4

N1 - Greenwood, SC; N2 - Laurens, SC; N3 - Greenville, SC

SOUTH CAROLINA

Overall:	170-131-2
at Clemson:	96-43
at Doug Kingsmore Stadium:	49-26
at South Carolina:	66-80-2
at Neutral:	8-8
ACC Regular-Season Games:	29-9-1
NCAA Tournament Games:	3-6
One-Run Games:	35-42
Extra-Inning Games:	7-11-2
Under Jack Leggett:	35-40
Longest CU Win Streak:	12 ⁽¹⁹⁶¹⁻⁶⁶⁾
Longest USC Win Streak:	7 ⁽¹⁹⁸³⁻⁸⁵⁾
Biggest CU Win:	18-1 ⁽¹⁹⁶⁵⁾
Biggest USC Win:	38-16 ⁽¹⁹⁹⁷⁾
Date	Site	W-L CU Op
5-12-1899	N1	W ⁽⁸⁾ 21 8
5-12-1900	A	W 5 4
5-11-1901	A	W 12 4
4-26-1902	A	W 3 1
3-30-1907	H	W 4 2
4-29-1907	A	L 2 6
4-9-1908	H	L 2 4
5-7-1909	A	L 0 3
5-8-1909	A	W 4 2
5-12-1916	N2	L 0 4
5-13-1916	N2	W 7 5
4-2-1917	A	L 1 2
4-3-1917	A	W 18 2
4-16-1917	H	W 4 2
4-17-1917	H	W 6 3
5-17-1918	A	W 3 2
5-18-1918	A	L ⁽¹²⁾ 2 3
4-25-1919	H	L 1 2
4-26-1919	H	W 8 2
5-16-1919	A	W 4 0
5-17-1919	A	W 1 0
4-16-1920	A	W ⁽⁸⁾ 14 9
4-17-1920	A	W 14 5
5-11-1920	H	W 5 3
5-12-1920	H	L 5 8
5-5-1921	H	W 5 0
4-26-1922	H	W 3 1
5-13-1922	A	L 4 8
4-17-1924	H	W 6 0
5-10-1924	A	W 8 7
4-24-1925	H	W 6 2
5-2-1925	A	L 7 8
4-17-1926	A	L 0 3
4-8-1927	H	W 4 3

TYLER KRIEGER'S WALKOFF SINGLE IN THE NINTH INNING LIFTED CLEMSON TO A 5-4 WIN OVER PRESBYTERIAN COLLEGE ON APRIL 10, 2013.



4-13-1927	A	L ⁽¹¹⁾	8	9
4-13-1928	H	W	6	0
4-18-1928	A	T ⁽¹¹⁾	3	3
4-1-1929	H	L ⁽¹¹⁾	0	2
5-9-1929	A	L	6	8
4-19-1930 ⁽¹⁾	H	W	4	1
4-19-1930 ⁽²⁾	H	L	2	9
4-28-1930	A	L	2	18
4-29-1930	A	L ⁽¹⁰⁾	3	5
5-2-1931	A	L	1	10
5-13-1931	H	W	5	4
5-14-1931	H	L	1	5
4-15-1932	A	L	0	4
4-16-1932	A	W	10	4
4-26-1932 ⁽¹⁾	H	W	13	9
4-26-1932 ⁽²⁾	H	L ⁽⁷⁾	2	5
5-12-1932	H	W	10	9
5-13-1932	H	W	6	5
3-30-1933	A	L	4	5
3-31-1933	A	L	0	6
4-17-1933	H	L	3	4
4-12-1934	H	L	1	8
5-2-1934	A	L	4	6
4-16-1935	H	W	5	4
5-9-1935	A	L	0	2
4-24-1936	A	W	7	1
5-5-1936	H	L	5	6
4-27-1937	A	L	3	4
5-8-1937	H	L	4	5
5-13-1938	H	L	3	12
5-10-1938	A	L	0	3
4-27-1939	H	W	9	7
4-11-1940	A	W ⁽¹⁰⁾	7	5
4-11-1940	A	W	7	6
4-26-1940	H	W	7	1
4-25-1941	H	W	3	1
5-8-1941	A	L	3	5
4-24-1942	H	W	6	5
5-8-1942	A	W	9	5
4-27-1945	H	W	6	4
5-4-1945	A	L	7	11
5-5-1945	A	L	0	4
4-3-1946	A	L	1	2
5-18-1946	H	W	12	2
4-11-1947	A	W	4	1
4-12-1947	A	W	17	8
5-23-1947	H	W	17	3
5-24-1947	H	W	10	8
4-16-1948	H	L	4	7
4-17-1948	H	W	11	2
5-21-1948	A	W	7	2
5-22-1948	A	W	6	5
5-6-1949	H	W ⁽¹¹⁾	6	5
5-20-1949	A	L	2	4
5-21-1949	A	L	6	7
5-5-1950	A	W	14	5
5-6-1950	A	L	2	10
5-15-1950	H	W ⁽¹¹⁾	8	7
5-16-1950	H	W	18	9
4-9-1951	H	W	8	6
4-10-1951	H	W	11	1
5-11-1951	N3	W	12	4

5-12-1951	A	W ⁽⁷⁾	16	5
4-4-1952	N3	W	5	2
4-5-1952	A	L	4	6
5-9-1952	H	W	3	1
4-13-1953	H	W	13	4
4-14-1953	H	L	7	9
5-8-1953	A	W	2	0
5-9-1953	A	L	4	13
4-13-1954	* A	W	10	1
5-4-1954	* H	W	2	0
4-30-1955	* H	L	3	4
5-11-1955	* A	L	2	9
4-27-1956	* A	W	5	1
5-11-1956	* H	L	3	12
4-27-1957	* A	L	3	4
5-14-1957	* H	W	10	6
4-21-1958	* H	W	5	3
4-23-1958	* A	W	9	2
4-3-1959	* A	W	11	0
5-12-1959	* H	W	10	1
4-23-1960	* H	W	12	10
5-5-1960	* A	L	1	2
4-18-1961	* H	W	21	5
4-25-1961	* A	W	3	1
4-24-1962	* A	W	5	4
5-8-1962	* H	W	27	17
4-23-1963	* H	W	9	2
5-14-1963	* A	W	5	1
4-28-1964	* A	W	4	2
5-12-1964	* H	W	5	3
5-4-1965	* H	W	18	1
5-13-1965	* A	W	9	3
4-26-1966	* H	W	11	6
5-19-1966	* A	W	8	2
4-11-1967	* A	L	1	4
4-18-1967	* H	W	8	1
4-16-1968	* H	W	6	5
5-7-1968 ⁽¹⁾	* A	W ⁽⁷⁾	1	0
5-7-1968 ⁽²⁾	* A	L ⁽⁷⁾	3	4
4-16-1969	* A	T ⁽¹³⁾	4	4
5-6-1969 ⁽¹⁾	* H	L ⁽⁷⁾	1	2
5-6-1969 ⁽²⁾	* H	W ⁽⁷⁾	7	3
4-14-1970 ⁽¹⁾	* A	L ⁽⁷⁾	1	2
4-14-1970 ⁽²⁾	* A	W ⁽⁷⁾	2	1
5-5-1970	* H	W	4	0
4-25-1971	* H	W	8	2
5-4-1971	* A	W	8	4
4-4-1972	H	W	8	0
4-5-1972	A	L	1	2
4-21-1972	N4	W	5	2
4-4-1973	A	W	4	2
4-10-1973	H	L	1	3
4-28-1973	N5	W	9	5
3-28-1974	H	L	0	3
4-16-1975	A	L	2	6
4-2-1976	A	W	10	6
4-13-1976	H	L	3	4
5-22-1976	\$ A	W	10	4
3-28-1977	H	L	1	2
4-12-1977 ⁽¹⁾	A	L ⁽⁷⁾	6	7
4-12-1977 ⁽²⁾	A	L ⁽⁷⁾	2	7
4-1-1978	A	W	10	2

4-2-1978		A	L	6	10
4-30-1978		H	W	11	4
3-24-1979		A	W	3	1
3-25-1979		A	L	6	7
4-14-1979		H	W	1	0
4-15-1979		H	W	6	3
4-15-1980		H	W	9	3
4-16-1980		H	W	4	3
5-10-1980		A	L	1	6
5-11-1980		A	L	1	4
5-24-1980	\$	H	W	6	2
5-25-1980	\$	H	W	17	12
4-3-1981		A	L	2	6
4-4-1981		A	L	7	12
4-13-1981		H	W ⁽¹¹⁾	5	4
4-14-1981		H	L	2	12
4-11-1982		H	W	4	1
4-12-1982		H	L	4	5
5-16-1982		A	L	5	11
5-17-1982		A	L	1	4
3-4-1983		H	W	8	0
4-26-1983		H	L ⁽¹⁰⁾	3	8
4-30-1983		A	W	8	1
5-1-1983		A	L	3	4
4-26-1985		A	L	2	14
4-27-1985		A	L	6	11
4-28-1985		A	L	5	6
5-14-1985		H	L	6	12
5-15-1985		H	L	6	8
5-16-1985		H	L	3	8
4-25-1986		H	W	16	5
4-26-1986		H	W	9	5
4-27-1986		H	L ⁽¹²⁾	4	9
5-3-1986		A	W	14	11
5-4-1986		A	L	0	5
5-5-1986		A	W	7	6
4-20-1987		H	W	5	3
4-21-1987		H	W	7	3
5-2-1987		A	W	5	3
5-3-1987		A	W	8	7
4-22-1988		H	W	7	6
4-23-1988		H	L	7	11
4-24-1988		H	W	8	5
4-30-1988		A	W	5	2
5-1-1988		A	L	6	7
3-31-1989		H	W	7	1
4-1-1989		H	W	12	6
4-2-1989		H	W	9	6
4-20-1989		A	W	5	3
4-21-1989		A	L	3	8
4-22-1989		A	L	1	7
3-31-1990	N6	W	W	6	0
4-1-1990		H	W ⁽¹¹⁾	6	5
4-2-1990		H	W	9	0
4-12-1990		A	L	2	21
5-6-1990 ⁽¹⁾		A	L	4	5
5-6-1990 ⁽²⁾		A	L ⁽⁷⁾	3	7
3-22-1991		A	L	4	12
3-23-1991		A	L	10	11
3-24-1991		A	W	5	3
3-28-1991		H	W ⁽⁷⁾	7	5
4-4-1991		H	W	10	5

GAME RESULTS VS. 2014 OPPONENTS

4-25-1991	H	W	7	6
3-26-1992	A	L	6	8
4-8-1992	H	W	5	3
4-21-1992	H	W	10	9
4-6-1993	H	W	17	3
4-7-1993	A	W	9	8
4-21-1993	H	W ⁽¹¹⁾	8	7
5-12-1993	A	L	5	8
3-16-1994	H	L	4	7
4-6-1994	A	W	7	2
4-13-1994	A	L ⁽¹⁷⁾	4	5
4-20-1994	H	L	3	4
3-28-1995	A	L	2	4
4-4-1995	H	W	7	2
4-12-1995	H	W	11	1
4-26-1995	A	W	18	6
4-3-1996	A	W	4	2
4-10-1996	H	W	11	0
4-17-1996	H	W	8	0
4-23-1996	A	W	7	11
4-2-1997	H	L	3	5
4-9-1997	A	W	15	1
4-16-1997	H	W	12	9
4-23-1997	A	L	16	38
4-1-1998	A	W	6	4
4-14-1998	A	W	8	7
4-21-1998	H	W	5	4
4-12-2000	H	L	3	6
4-19-2000	A	L ⁽¹²⁾	8	9
3-3-2001	H	L	8	21
3-4-2001	A	W	7	4
4-18-2001	A	L	3	9
4-25-2001	H	L	1	2
3-2-2002	A	W	9	7
3-3-2002	H	W ⁽¹⁰⁾	11	10
4-17-2002	H	L	6	8
4-24-2002	A	W	4	1
6-19-2002	! N7	L	4	12
6-21-2002	! N7	L	2	10
3-1-2003	H	W	8	0
3-2-2003	A	L	4	6
4-2-2003	A	W	4	2
4-9-2003	H	W	4	2
3-6-2004	A	L	2	5
3-7-2004	H	L ⁽¹⁰⁾	7	8
4-7-2004	H	W	9	4
4-14-2004	A	W	13	5
3-12-2005	H	L	3	6
3-13-2005	A	L	5	6
4-13-2005	H	W	12	2
4-20-2005	A	W	7	5
3-4-2006	A	L	2	6
3-5-2006	H	W	6	4
4-5-2006	A	W	3	2
4-12-2006	H	W	10	5
3-3-2007	H	L	0	12
3-4-2007	A	L	2	3
4-18-2007	A	L	2	4
4-25-2007	H	W	14	5
3-1-2008	A	L	1	10
3-2-2008	H	L	1	5
4-9-2008	A	L	1	7
4-16-2008	H	L	0	6
2-28-2009	H	L	1	3
4-7-2009	A	L	6	7
4-8-2009	H	W	7	5
4-22-2009	A	W	12	2
3-5-2010	H	W	4	3
3-6-2010	N6	L	5	7
3-7-2010	A	W	19	6
6-25-2010	! N7	L	1	5
6-26-2010	! N7	L	3	4
3-4-2011	A	L	3	6
3-6-2011	H	W	10	5
3-8-2011	N6	L	4	5
3-2-2012	N1	L ⁽¹¹⁾	2	3
3-3-2012	A	L	6	9
3-4-2012	H	W	6	5
6-2-2012	\$ A	L ⁽¹²⁾	4	5
6-3-2012	\$ A	L	3	4
3-1-2013	H	L	0	6
3-2-2013	N6	W	6	3
3-3-2013	A	L	0	8

* - ACC regular-season game; \$ - NCAA Regional; ! - College World Series; N1 - Charleston, SC; N2 - Anderson, SC; N3 - Orangeburg, SC; N4 - Sumter, SC; N5 - Spartanburg, SC; N6 - Greenville, SC; N7 - Omaha, NE

VIRGINIA

Overall:	103-50			
at Clemson:	53-15			
at Doug Kingsmore Stadium:	41-13			
at Virginia:	40-27			
at Neutral:	10-8			
ACC Regular-Season Games:	93-42			
ACC Tournament Games:	10-8			
One-Run Games:	14-17			
Extra-Inning Games:	4-2			
Under Jack Leggett:	32-30			
Longest CU Win Streak:	31 ⁽¹⁹⁸⁵⁻⁹⁶⁾			
Longest UVA Win Streak:	9 ⁽²⁰¹⁰⁻¹³⁾			
Biggest CU Win:	26-4 ⁽¹⁹⁷⁷⁾			
Biggest UVA Win:	19-1 ⁽¹⁹⁸⁵⁾			
Date	Site	W-L	CU	Op
4-7-1955	* H	W	3	2
4-8-1955	* H	W	11	8
3-30-1956	* A	L	3	7
3-31-1956	* A	L	6	9
3-29-1957	* H	L	2	6
5-11-1957	* A	L	3	8
4-4-1958	* H	W	10	1
4-14-1958	* A	W	10	4
3-27-1959	* H	W	13	1
4-15-1959	* A	L	3	4
4-8-1960	* H	W	15	5
4-19-1960	* A	W	6	2
4-1-1961	* H	W	23	9
4-22-1961	* A	W	10	6
4-16-1962 ⁽¹⁾	* A	W ⁽⁷⁾	11	2
4-16-1962 ⁽²⁾	* A	L	5	7
4-12-1963	* A	L	4	5
4-13-1963	* A	W	10	4
3-27-1964	* H	W	9	1
3-28-1964	* H	L	9	11
4-20-1965 ⁽¹⁾	* A	W	5	2
4-20-1965 ⁽²⁾	* A	L	0	1
4-11-1966	* H	W	8	4
4-12-1966	* H	W	18	3
5-10-1967	* A	W	7	2
5-11-1967	* A	W	2	0
3-29-1968	* H	W	6	4
4-11-1969 ⁽¹⁾	* H	W ⁽⁷⁾	12	5
4-11-1969 ⁽²⁾	* H	W ⁽⁷⁾	9	3
5-16-1969	* A	L	0	2
4-19-1970 ⁽¹⁾	* A	W ⁽⁷⁾	5	3
4-19-1970 ⁽²⁾	* A	L ⁽⁷⁾	1	5
5-10-1970	* H	W	6	2
5-6-1971	* H	L	5	16
5-7-1971	* H	W	5	2
5-6-1972 ⁽¹⁾	* A	L ⁽⁷⁾	3	4
5-6-1972 ⁽²⁾	* A	L ⁽⁷⁾	2	5
5-7-1972	* A	L	2	5
4-6-1973	* H	L ⁽¹⁰⁾	4	6
4-15-1973	* A	W	11	3
4-21-1973	+ N1	W	3	1
4-19-1974 ⁽¹⁾	* H	W ⁽¹⁶⁾	3	2
4-19-1974 ⁽²⁾	* H	L ⁽⁷⁾	1	2
4-26-1974	+ N2	L	2	3
4-27-1974	+ N2	W	9	6
4-4-1975	* H	W	4	2
4-18-1975	* A	W	6	3
4-16-1976	* H	W	9	0
4-17-1976	* H	W	9	0
4-16-1977	* A	W	8	3
4-17-1977	* A	W	26	4
3-16-1978	* H	W	14	4
3-17-1978	* H	W	4	3
4-25-1979	* A	W	10	4
4-17-1980	* H	W	3	1
4-18-1980	* H	W	6	5
4-18-1981	* A	W	11	7
4-19-1981	* A	W	11	5
4-17-1982	* H	W	9	1
4-18-1982	* H	W	18	6
4-23-1982	+ N1	L	4	6
4-14-1983	* A	W	8	1
4-20-1983	+ N1	W	12	5
3-15-1984	* H	W	6	2
3-16-1984	* H	W	7	2
4-19-1984	+ N3	W	7	6
3-28-1985	* A	L	1	19
4-20-1985	+ N4	W	10	8
3-12-1986	* H	W	15	4
3-13-1987	* H	W	6	4
3-14-1987	* H	W	9	2
4-13-1987	* A	W	11	4
3-12-1988	* H	W	9	6

5-2-1988	* A	W	8	3
5-3-1988	* A	W	6	0
3-11-1989	* H	W	10	4
3-12-1989	* H	W	8	2
4-14-1989	* A	W	8	0
4-20-1990	* A	W	12	6
4-21-1990	* A	W	19	3
4-22-1990	* A	W	8	0
5-13-1990	+ N5	W	7	3
3-15-1991	* H	W	5	2
3-16-1991	* H	W	15	1
3-17-1991	* H	W	12	8
5-14-1991	+ N5	W ⁽¹¹⁾	7	4
3-20-1992	* A	W	8	6
3-21-1992	* A	W	5	3
3-22-1992	* A	W	8	2
5-9-1992	+ N5	W ⁽¹⁰⁾	3	2
3-12-1993	* H	W	15	1
4-1-1994	* A	W	3	2
4-2-1994	* A	W	11	6
4-3-1994	* A	W	11	4
4-7-1995	* H	W	5	4
4-8-1995	* H	W	9	0
4-9-1995	* H	W	5	2
3-29-1996	* A	W	8	1
3-30-1996	* A	L	2	3
3-31-1996	* A	W	9	3
5-17-1996	+ N3	L	2	4
3-14-1997	* H	W	3	2
3-15-1997	* H	W	6	1
3-16-1997	* H	W	7	3
4-3-1998	* A	W	9	7
4-4-1998	* A	L	6	7
4-5-1998	* A	W	15	6
5-1-1999 ⁽¹⁾	* H	L	3	9
5-1-1999 ⁽²⁾	* H	W ⁽¹¹⁾	5	4
5-2-1999	* H	W	12	5
5-13-2000 ⁽¹⁾	* A	W	9	7
5-13-2000 ⁽²⁾	* A	L	0	11
5-14-2000	* A	W	20	9
5-17-2000	+ N6	W	9	5
5-20-2000	+ N6	W	12	5
5-12-2001 ⁽¹⁾	* H	W	8	1
5-12-2001 ⁽²⁾	* H	W	17	1
5-13-2001	* H	W	5	4
5-16-2001	+ N6	L	3	7
5-11-2002	* A	W	15	4
5-12-2002	* A	W	15	2
5-13-2002	* A	W	5	3
4-4-2003	* H	W	9	4
4-5-2003	* H	L	1	4
4-6-2003	* H	W	9	2
4-9-2004	* A	L	1	5
4-10-2004 ⁽¹⁾	* A	L	3	4

4-10-2004 ⁽²⁾	* A	L	1	3
4-15-2005	* H	W	13	4
4-16-2005	* H	W	3	2
4-17-2005	* H	L	2	9
5-25-2005	+ N7	L	1	8
5-28-2005	+ N7	L	4	5
3-17-2006	* A	L	1	2
3-18-2006	* A	L	2	10
3-19-2006	* A	L	4	7
4-20-2007	* H	L	3	5
4-21-2007	* H	L	0	3
4-22-2007	* H	W	2	1
5-21-2009	+ N3	L	5	6
3-26-2010	* A	L	3	4
3-27-2010 ⁽¹⁾	* A	W	8	5
3-27-2010 ⁽²⁾	* A	L	1	3
3-11-2011	* H	L	0	5
3-12-2011	* H	L	7	8
3-13-2011	* H	L	6	7
3-23-2012	* A	L	3	6
3-24-2012	* A	L	1	5
3-25-2012	* A	L	3	5
5-24-2012	+ N8	L	2	3
3-15-2013	* H	L ⁽¹¹⁾	5	6
3-16-2013	* H	W	7	6
3-17-2013	* H	L	5	8


* - ACC regular-season game; + - ACC Tournament; N1 - Chapel Hill, NC; N2 - Raleigh, NC; N3 - Durham, NC; N4 - Atlanta, GA; N5 - Greenville, SC; N6 - Fort Mill, SC; N7 - Jacksonville, FL; N8 - Greensboro, NC

VIRGINIA TECH

Overall:	36-23-2
at Clemson:	21-7-1
at Doug Kingsmore Stadium:	15-2
at Virginia Tech:	10-14-1
at Neutral:	5-2
ACC Regular-Season Games:	17-4
ACC Tournament Games:	0-1
One-Run Games:	6-7
Extra-Inning Games:	2-0-1
Under Jack Leggett :	20-5
Longest CU Win Streak:	11 ⁽²⁰⁰⁵⁻⁰⁸⁾
Longest VAT Win Streak:	4 ⁽¹⁹¹⁶⁻²⁵⁾
Biggest CU Win:	11-0 ⁽¹⁹⁶⁶⁾
Biggest VAT Win:	20-6 ⁽¹⁹⁸⁵⁾

Date	Site	W-L	CU	Op
4-5-1902	N1	W ⁽⁷⁾	9	0
4-13-1916	H	W	11	1
4-14-1916	H	L	3	4
5-1-1916	A	L	7	10
4-25-1923	H	L	4	12

CHUCK PORTER PITCHED A SCHOOL-RECORD 16.0 INNING TO EARN THE WIN AGAINST VIRGINIA IN THE FIRST GAME OF A DOUBLEHEADER ON APRIL 19, 1974.



GAME RESULTS VS. 2014 OPPONENTS

5-14-2011⁽²⁾ * A W 8 3
 5-15-2011 * A L 2 3
 ^ - NCAA District III play-in game (not counted as NCAA Tournament game);
 * - ACC regular-season game; + - ACC Tournament; N1 - Charleston, SC; N2 - Greensboro, NC; N3 - Statesboro, GA

WAKE FOREST

Overall:124-53-1
 at Clemson:64-19-1
 at Doug Kingsmore Stadium:52-8
 at Wake Forest:46-30
 at Neutral:14-4
 ACC Regular-Season Games:107-41-1
 ACC Tournament Games:12-5
 One-Run Games:27-12
 Extra-Inning Games:11-2
 Under **Jack Leggett**:45-21
 Longest CU Win Streak:18⁽¹⁹⁸⁴⁻⁹⁰⁾
 Longest WFU Win Streak:6^(1921-52, 98-99)
 Biggest CU Win:26-1⁽²⁰⁰⁶⁾
 Biggest WFU Win:20-4⁽¹⁹⁶²⁾

Date	Site	W-L	CU	Op
4-30-1901	H	W	14	1
4-21-1903	H	W	18	3
4-25-1913	H	L	1	6
4-16-1918	H	W	7	2
4-21-1921	H	L	3	5
5-26-1950	N1	L	2	14
5-5-1951	H	L ⁽¹⁰⁾	8	12
4-7-1952	H	L	5	12
4-8-1952	H	L	14	16
4-15-1952	A	L	7	11
4-15-1954	* A	W	5	3
4-20-1954	* A	W	5	0
4-25-1955	* A	L	4	11
5-6-1955	* H	L	11	15
4-14-1956	* H	T ^(4,5)	6	6
5-7-1956	* A	L ⁽⁸⁾	0	14
4-13-1957	* H	L	6	9
4-23-1957	* A	L	1	6
4-17-1958	* H	W	12	8
4-26-1958	* A	L	4	5
4-1-1959	* H	W	4	3
4-25-1959	* A	W	6	5
5-16-1959	^ N2	W	4	2
5-2-1960 ⁽¹⁾	* H	W	15	5
5-2-1960 ⁽²⁾	* H	L ⁽⁷⁾	2	3
4-8-1961	* H	L	0	5
5-5-1961	* A	L	3	4
4-20-1962	* H	W	6	4
5-4-1962	* A	L	4	20
5-14-1962	% N3	W	6	0
4-26-1963	* A	L	5	14

5-4-1963	* H	L	8	14
4-25-1964	* A	L ⁽¹¹⁾	3	4
5-1-1964	* H	L	0	3
4-24-1965	* H	W	9	5
5-8-1965	* A	W	2	0
4-5-1966	* H	W	7	3
4-23-1966	* A	L	5	6
4-14-1967	* A	W	8	2
4-6-1968 ⁽¹⁾	* H	W ⁽⁷⁾	11	0
4-6-1968 ⁽²⁾	* H	W ⁽⁷⁾	9	0
5-10-1968	* A	W ⁽¹⁰⁾	2	0
4-8-1969 ⁽¹⁾	* A	W ⁽⁷⁾	4	3
4-8-1969 ⁽²⁾	* A	L ⁽⁷⁾	0	11
5-9-1969	* H	W	7	6
4-4-1970 ⁽¹⁾	* H	W ⁽⁷⁾	2	1
4-4-1970 ⁽²⁾	* H	W ⁽⁷⁾	5	0
5-15-1970	* A	W	9	5
4-3-1971	* H	W	2	1
5-14-1971	* A	W	9	1
4-8-1972 ⁽¹⁾	* H	W ⁽⁷⁾	2	0
4-8-1972 ⁽²⁾	* H	W ⁽⁷⁾	4	3
5-5-1972	* A	L	8	9
3-27-1973	* A	W	7	0
4-9-1973	* H	W	5	3
4-20-1973	+ N4	W	10	3
4-6-1974	* A	W	7	0
4-20-1974	* H	W	12	3
4-19-1975	* A	W	7	2
4-20-1975	* A	W	6	1
4-26-1975	+ N4	W	15	1
3-31-1976 ⁽¹⁾	* N5	W	7	5
3-31-1976 ⁽²⁾	* N5	W	4	2
4-23-1976	+ H	W	2	0
3-19-1977	* A	W	11	6
3-20-1977	* A	W	13	12
4-23-1977	+ H	L	4	5
4-24-1977	+ H	L	9	22
3-12-1978	* H	W	8	1
3-13-1978	* H	W	11	3
4-24-1978	+ H	W	7	2
4-8-1979	* A	W ⁽¹⁶⁾	8	6
4-9-1979	* A	W	13	7
3-14-1980	* H	W ⁽¹⁰⁾	5	4
4-11-1980	* A	L	4	5
4-22-1980	+ N6	W	4	0
3-20-1981	* A	L	6	7
4-5-1981	* H	W ⁽¹¹⁾	6	5
4-24-1981	+ N4	W ⁽¹⁰⁾	6	5
3-14-1982	* H	W	13	1
3-26-1983	* H	W	8	4
4-16-1983	* A	L	2	7
4-6-1984	* A	W	13	1
4-14-1984	* H	W	9	3
3-23-1985	* A	W	10	9
3-24-1985	* A	W	7	4

3-29-1986	* H	W	7	1
3-30-1986	* H	W	22	2
5-14-1986	+ N7	W ⁽¹⁴⁾	6	5
4-10-1987	* A	W	12	6
4-11-1987	* A	W	13	11
4-16-1987	* H	W	13	3
5-13-1987	+ N8	W	11	4
4-10-1988	* A	W	8	7
4-16-1988	* H	W	11	7
4-17-1988	* H	W	8	5
3-19-1989	* A	W	11	0
3-20-1989	* A	W	6	2
4-9-1989	* H	W	6	3
3-9-1990	* H	W	10	4
3-10-1990	* H	L	1	3
3-11-1990	* H	W	11	8
3-9-1991 ⁽¹⁾	* A	L ⁽⁷⁾	10	11
3-9-1991 ⁽²⁾	* A	W ⁽⁷⁾	13	7
3-10-1991	* A	W	11	5
5-12-1991	+ N8	W	7	2
3-7-1992 ⁽¹⁾	* H	W ⁽⁷⁾	7	2
3-7-1992 ⁽²⁾	* H	W ⁽⁸⁾	2	1
3-8-1992	* H	W	7	5
3-6-1993 ⁽¹⁾	* A	L ⁽⁷⁾	1	3
3-6-1993 ⁽²⁾	* A	W ⁽⁷⁾	4	1
3-7-1993	* A	W	8	5
3-4-1994	* H	W	5	4
3-5-1994	* H	W	5	4
3-6-1994	* H	W	8	6
3-17-1995	* A	W	10	7
3-18-1995	* A	W	4	3
3-19-1995	* A	W	10	5
4-5-1996	* H	W	9	1
4-6-1996	* H	W	6	0
4-7-1996	* H	L	7	8
3-28-1997	* A	L	2	11
3-29-1997	* A	W	10	9
3-30-1997	* A	W	18	7
5-14-1997	+ N9	W	8	6
3-27-1998	* H	W	10	2
3-28-1998	* H	W	6	5
3-29-1998	* H	L	2	8
3-26-1999	* A	L	1	5
3-27-1999	* A	L	6	11
3-28-1999	* A	L	2	10
5-20-1999	+ N7	L	3	6
5-22-1999	+ N7	L	5	9
4-15-2000 ⁽¹⁾	* H	W ⁽¹²⁾	6	5
4-15-2000 ⁽²⁾	* H	W	5	4
4-16-2000	* H	L	4	6
3-23-2001	* A	W ⁽¹²⁾	4	1
3-24-2001	* A	L	3	12
3-25-2001	* A	W	9	1
4-26-2002	* H	L	2	4
4-27-2002	* H	W	5	3

4-28-2002	* H	W	4	0
5-25-2002	+ N9	W	8	6
5-15-2003	* A	W	6	2
5-16-2003	* A	W	14	3
5-17-2003	* A	W	4	3
3-26-2004	* H	W	13	6
3-27-2004	* H	W	7	4
3-28-2004	* H	W	6	5
5-13-2005	* A	W	4	1
5-14-2005	* A	W ⁽¹¹⁾	17	14
5-15-2005	* A	W	6	5
5-18-2006	* H	W	26	1
5-19-2006	* H	W	6	0
5-20-2006	* H	W	7	3
5-24-2006	+ N10	W ⁽¹⁷⁾	13	1
4-13-2007	* A	W	6	2
4-14-2007	* A	L	5	6
4-15-2007	* A	W	5	4
5-25-2007	+ N10	L	2	3
3-8-2008	* A	L	11	13
3-9-2008 ⁽¹⁾	* A	L	3	5
3-9-2008 ⁽²⁾	* A	W	12	11
3-13-2009 ⁽¹⁾	* H	W	4	1
3-13-2009 ⁽²⁾	* H	W	6	1
3-15-2009	* H	W	7	3
5-14-2010	* A	L	5	9
5-15-2010	* A	W	17	5
5-16-2010	* A	L	2	11
4-22-2011	* H	W	2	0
4-23-2011	* H	L	3	9
4-24-2011	* H	W	10	4
5-17-2012	* A	L	2	5
5-18-2012	* A	L	1	2
5-19-2012	* A	L	0	7
4-12-2013	* H	W	8	2
4-13-2013	* H	W	1	0
4-14-2013	* H	W ⁽¹¹⁾	6	4

* - ACC regular-season game; ^ - ACC Playoffs; + - ACC Tournament; % - not counted in ACC standings; N1 - Greensboro, NC; N2 - Thomasville, NC; N3 - Belmont, NC; N4 - Chapel Hill, NC; N5 - Columbia, SC; N6 - Raleigh, NC; N7 - Durham, NC; N8 - Greenville, SC; N9 - Saint Petersburg, FL; N10 - Jacksonville, FL

WESTERN CAROLINA

Overall:.....	56-15			
at Clemson:.....	39-5			
at Doug Kingsmore Stadium:.....	39-5			
at Western Carolina:.....	16-10			
at Neutral:.....	1-0			
One-Run Games:.....	7-2			
Extra-Inning Games:.....	3-2			
Under Jack Leggett :.....	30-10			
Longest CU Win Streak:.....	12 ⁽¹⁹⁸⁵⁻⁹⁰⁾			
Longest WCU Win Streak:.....	2 ^(1998-99,12)			
Biggest CU Win:.....	14-2 ⁽¹⁹⁸⁹⁻⁹⁰⁾			
Biggest WCU Win:.....	10-3 ⁽¹⁹⁸²⁾ , 9-2 ⁽¹⁹⁸⁴⁾			
Date	Site	W-L	CU	Op
3-13-1974	H	L ⁽¹⁰⁾	3	4
4-1-1975	H	W	8	0
4-3-1978	H	W	12	3
3-8-1979	H	W	8	3
4-1-1979	A	W	13	3
2-28-1980	H	W	10	2
4-10-1980	A	W	14	8
3-6-1981	H	W ⁽¹⁰⁾	7	6
3-5-1982	H	W	5	0
3-29-1982	A	L	3	10
4-5-1983	H	W ⁽⁸⁾	8	3
4-29-1983	A	L	7	13
4-5-1984	H	W	5	3
4-12-1984	A	L	2	9
4-23-1985	A	W	9	2
4-4-1986	A	W	8	0
4-17-1986	H	W	13	7
2-25-1987	H	W	8	1
3-1-1988	H	W	8	4
4-4-1988	H	W	20	11
4-14-1988	A	W	12	4
2-28-1989	H	W	9	8
3-14-1989	H	W	7	6
4-6-1989	A	W	14	2
4-10-1989	H	W	12	4
2-28-1990	H	W	14	2
3-31-1991	A	L	7	9
4-3-1991	H	W	13	3

2-19-1992	H	W	6	0
4-13-1993	A	W	12	2
4-15-1993	H	W	8	1
2-12-1994 ⁽¹⁾	H	W	3	1
2-12-1994 ⁽²⁾	H	W	4	1
2-13-1994	H	W ⁽¹³⁾	6	5
3-14-1995	A	W	5	2
3-29-1995	H	W	5	4
3-5-1996	H	W	4	2
3-28-1996	A	W	13	3
4-9-1996	H	W	10	4
3-25-1997	A	L	4	9
3-26-1997	H	W	14	9
3-17-1998	H	W	5	1
3-19-1998	A	L	7	10
4-6-1999	A	L ⁽¹⁰⁾	8	9
4-7-1999	H	W	16	11
5-4-1999	H	W ⁽¹⁰⁾	11	10
4-4-2000	H	W	11	7
4-26-2000	N1	W	13	4
4-24-2001	H	W	8	2
4-16-2002	H	W	13	9
5-15-2002	A	W	12	4
3-25-2003	A	L	5	9
4-1-2003	H	W	5	3
4-21-2004	H	W	8	7
4-12-2005	A	W	7	4
4-19-2005	H	W	10	1
4-4-2006	H	L	6	8
4-11-2006	A	W	8	3
3-20-2007	A	L	3	6
3-28-2007	H	W	15	6
4-15-2008	H	L	2	6
4-22-2008	A	W	6	0
4-14-2009	A	W	11	1
4-15-2009	H	W	13	2
4-14-2010	H	L	5	7
4-6-2011	H	W	12	3
4-27-2011	A	W ⁽⁸⁾	6	4
3-14-2012	A	L	4	
4-4-2012	H	L	8	13
4-9-2013	A	W	12	9
4-24-2013	H	W	12	1

N1 - Asheville, NC

2013 REVIEW

A black and white photograph of baseball player Garrett Boulware in a batting stance. He is wearing a dark jersey with "CLEMSON" and the number "30" on it, white pants with dark stripes, and a batting helmet. He is holding a bat and looking towards the pitcher.

GARRETT BOULWARE

2013 MITCHELL AWARD WINNER (TEAM MVP)

CLEMSON

2013 SEASON NOTES

TIGERS EARNED 38TH NCAA TOURNAMENT BID

Clemson played in its 38th all-time NCAA Regional when it played in the Columbia (SC) Regional from May 31 to June 2 at Carolina Stadium. The 38 appearances are fifth-most in NCAA history, trailing only Texas (55), Florida State (51), Miami (FL) (42), and Oklahoma State (39).

WORTH NOTING

- Clemson was 19-3 when scoring in the first inning and 29-5 when scoring first.
- Clemson was 34-4 when scoring at least four runs and 28-2 when scoring at least six runs.
- Clemson was 30-3 when it outthit the opposition and 10-19 when it did not outthit the opposition.
- Clemson was 17-4 when committing no errors and 23-18 when committing at least one error.
- Clemson had five walkoff hits, tied for most in a season under Head Coach Jack Leggett. Each of the last four walkoff hits were by freshmen, Tyler Krieger (2), Kevin Bradley (1), and Steven Duggar (1).
- Four Tiger freshmen, Matthew Crownover, Zack Erwin, Brody Koerner, and Clate Schmidt, combined to start 36 of Clemson's 62 games (58 percent) on the mound. Clemson had a 24-12 record in those 36 games.

POLLS

The Tigers ended the year ranked #25 in the nation in the final **USA Today** coaches poll after going 1-2 in three games in the Columbia (SC) Regional. The Tigers were unranked in the final **Baseball America** ranking and **Collegiate Baseball** poll.

ACC STANDINGS

The Tigers finished in third place in the ACC Atlantic Division standings with an 18-12 league record. Florida State finished in first place in the division with a 20-10 record, while N.C. State was second at 19-10. North Carolina finished atop the ACC Coastal Division standings as well as the overall ACC standings at 21-7.

In the overall ACC standings, Clemson finished in fifth place. It was the 19th time in 20 seasons under Head Coach Jack Leggett that the Tigers had a winning league record.

STRENGTH OF SCHEDULE #13

In 2013, Clemson had an unofficial strength of schedule of #13 according to WarrenNolan.com. There were 298 schools that played Division I baseball in 2013.

WINNING SEASONS THE NORM

The Tigers have had a winning record every year since 1965. And with its 40-22 record in 2013, Clemson had a winning record for the 49th season in a row. That 49-year streak spans just two head coaches, Bill Wilhelm (29 seasons) and Jack Leggett (20 seasons).

Clemson's 49-year streak with a winning record is the third-longest active streak in the nation, trailing two other ACC schools. Florida State has had a winning record in each of the last 66 seasons dating to the program's inception in 1948. Miami (FL) is second with a 56-year streak.

Clemson has also had a non-losing record, which includes seasons with equal number of wins and losses, every season since 1958, a year after going 6-12 in 1957. Wilhelm took over as head coach of the Tiger program in 1958, therefore the Tigers have not had a losing record since he took over. Clemson had a 13-13 record in 1964.

The Tigers' 56-year streak of non-losing records is tied for the second-longest active streak in the nation, trailing only Florida State (66), while Clemson is tied with Miami (FL).

LONGEST ACTIVE WINNING SEASON STREAKS

Rk	School	LNWS	W-L	Streak
1.	Florida State	-----	-----	66
2.	Miami (FL)	1957	11-12	56
3.	Clemson	1964	13-13	49
4.	Wichita State	1970	6-17	43
5.	Cal State Fullerton	-----	-----	39
6.	Oklahoma State	1977	16-28	36
7.	Georgia Tech	1981	14-24	32
	Louisiana State	1981	23-30	32
9.	Arizona State	1985	31-35	28
10.	Rice	1991	16-34	22

LNWS - last non-winning season

TIGERS RODE 11-GAME WINNING STREAK

Saddled with a 16-11 overall record and 5-6 ACC mark, Clemson broke through with a dramatic 5-4 win in 11 innings at #1 North Carolina on April 1. That victory started Clemson's 11-game winning streak, its longest winning streak since winning 17 consecutive games in 2006 from April 22 to May 25.

During the 11-game winning streak, which saw the Tigers win six games on the road and eight ACC contests, Clemson hit .289 with a .372 on-base percentage thanks to 54 walks against only 58 strikeouts. The Tigers averaged just 5.4 runs per game during the streak, but they were 5-0 in one-run games, 2-0 in two-run games, and 2-0 in three-run games, meaning nine of the 11 wins were by three runs or less.

The Tiger pitching staff had a 1.83 ERA and .214 opponents' batting average in those 11 contests as well.

From May 6-16, the Tigers had a nine-game winning streak as well.

SEVEN WINS IN SEVEN DAYS

Clemson won seven games in seven days from May 6-12. The Tigers swept a pair of doubleheaders during the stretch, one over Maryland on May 6 and one at Furman on May 8. Clemson completed the week with a three-game sweep of Georgia Southern from May 10-12.

It marked the first time Clemson won seven games in a seven-day period since March 3-9, 1994. During that stretch, Clemson outscored the opposition 60-29.

Overall, Clemson has won at least seven games in seven days 14 times, but this was the first time Clemson did it in the month of May.

The first time it was accomplished came from March 14-19, 1970, when Head Coach Bill Wilhelm's team posted a 7-1 record in that six-day period. From February 24-28, 1982, a five-day period, Clemson had a 7-0 record and outscored the opposition 55-20. That is the only time Clemson has won seven games in five days.

The most wins in a seven-day period in Clemson history took place from March 1-7, 1987, when the Tigers posted an 8-1 record.

SEVEN TIGER WINS IN SEVEN DAYS

Year	Dates	Days	W-L	Score
1970	March 14-19	6	7-1	37-22
1976	March 31 - April 6	7	7-0	53-22
1977	March 14-20	7	7-0	55-26
	March 22-27	6	7-0	54-20
1981	March 9-15	7	7-0	69-22
1982	February 24-28	5	7-0	55-20
1987	March 1-7	7	8-1	58-39
1989	March 28 - April 3	7	7-0	75-34
1991	April 2-8	7	7-0	71-23
	April 3-9	7	7-0	59-20
	April 4-10	7	7-0	55-18
1992	April 2-8	7	7-0	63-31
1994	March 3-9	7	7-0	60-29
2013	May 6-12	7	7-0	63-18

TIGERS LED THE ACC IN STOLEN BASES

Clemson led the ACC in stolen bases with 111 in 62 games, good for 1.8 steals per game. The Tigers finished one steal ahead of second-place N.C. State, who had 110 stolen bases. Clemson was also 16th in the nation in stolen bases. That is despite no Tiger totaling more than 22 steals in 2013. Five different Tigers, Shane Kennedy (22), Thomas Brittle (19), Steven Duggar (15), Jay Baum (10), and Steve Wilkerson (10), had double-digit steals. Nine Tigers had at least six steals as well.

The team's season total made a drastic jump during the second half of the season. In the first 28 games, Clemson had 36 steals (1.3 per game). But in the last 34 games, the Tigers had 75 steals (2.2 per game).

The 111 stolen bases were the most by a Tiger team since 2000, when Clemson had 112 steals in 69 games.

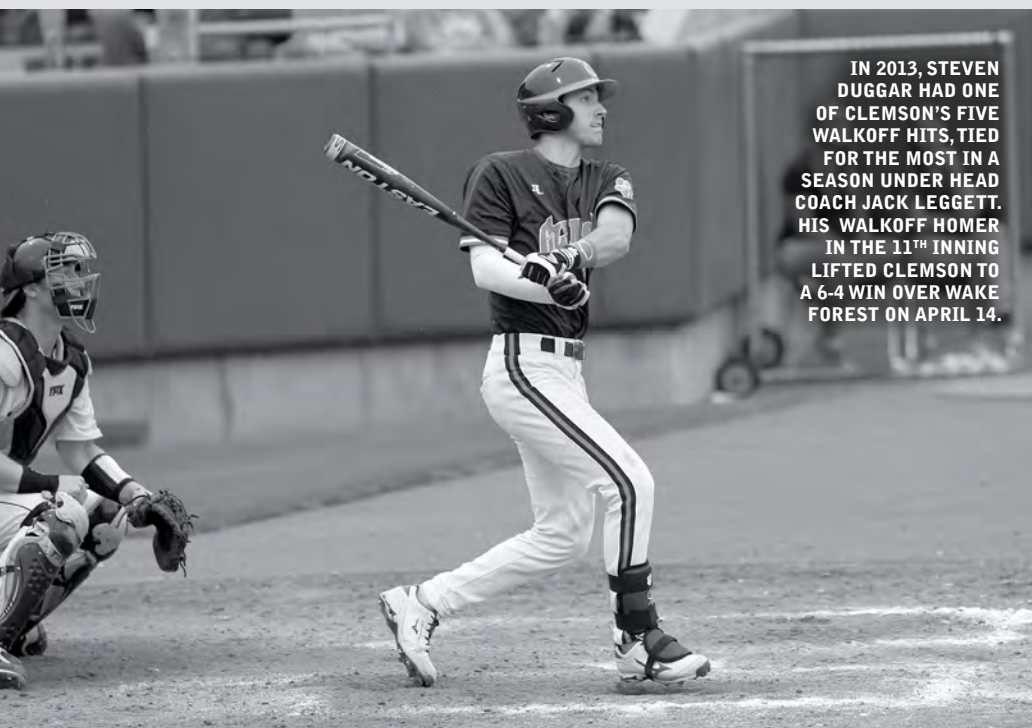
BEST TEAM ERA SINCE 1996

Clemson's 3.21 ERA in 2013 was its best mark since 1996, when the likes of righthanders Kris Benson and Billy Koch led the Tigers to the College World Series with a 3.03 ERA. Clemson had the 3.21 ERA despite not having a First-Team All-ACC pitcher. All 14 Tigers who made an appearance on the mound had a 5.34 ERA or better. The 3.21 ERA was also the second-best mark under Head Coach Jack Leggett.

EIGHT SHUTOUTS


The Clemson pitching staff accumulated eight shutouts in 2013, its highest total since it had 10 shutouts in the 1996 season. Only one of the eight shutouts saw a Tiger pitch a complete game, therefore seven of the eight shutouts were team shutouts.

The school record for shutouts in a season is 11, set by the 1977 team. Clemson's eight shutouts in 2013 tied for fourth-most in Tiger history.



IN 2013, STEVEN DUGGAR HAD ONE OF CLEMSON'S FIVE WALKOFF HITS, TIED FOR THE MOST IN A SEASON UNDER HEAD COACH JACK LEGGETT. HIS WALKOFF HOMER IN THE 11TH INNING LIFTED CLEMSON TO A 6-4 WIN OVER WAKE FOREST ON APRIL 14.

2013 SEASON NOTES



SCOTT FIRTH HAD A 17-7 RECORD AND 2.94 ERA IN 195.2 INNINGS PITCHED OVER 75 CAREER APPEARANCES.

PITCHING STAFF'S 13-GAME STREAK

Clemson allowed three earned runs or less in 13 straight games from February 17 to March 13. That 13-game streak included six games against top-10 teams (three games each against #7 South Carolina and #8 N.C. State), only one of which was at Doug Kingsmore Stadium. The 13-game streak was Clemson's longest since 2006, when it had a 13-game streak from April 30 to May 25.

THREE TIGERS NAMED TO ALL-ACC TEAM

Three Tigers were named Second-Team All-ACC in 2013, sophomore righthander Daniel Gossett, junior utility player Shane Kennedy, and junior infielder Steve Wilkerson. The team was compiled by a vote of the 12 ACC head coaches.

Gossett had a 10-4 record, 2.56 ERA, and .213 opponents' batting average along with 91 strikeouts against 38 walks in 98.1 innings pitched over 16 starts.

Kennedy hit a team-best .317 with five homers, four triples, five doubles, 35 RBIs, 47 runs, a .408 on-base percentage, and 22 steals in his first season as a Tiger.

Wilkerson, who was a Second-Team All-ACC selection in 2012, batted .291 with four homers, two triples, a team-high 16 doubles, 37 RBIs, 36 runs, and 10 steals.

BOULWARE CAUGHT FIRE

Sophomore catcher Garrett Boulware entered the 2013 season with a .214 career batting average in 56 at-bats. But in 2013, he caught fire at the plate and was one of the team's best hitters. Boulware hit .308 with 12 doubles, one triple, eight homers, 45 RBIs, and 43 runs. He led the team in home runs, RBIs, and slugging percentage.

For his efforts, he was added to the Johnny Bench Award Watch List. He was also named a semifinalist for the Gregg Olson Award. That award goes to the "Breakout Player-of-the-Year."

At #8 N.C. State on March 8, Boulware erupted for two home runs, the first two long balls of his career. He went 4-for-5 with two homers, five RBIs, and three runs in Clemson's 10-5 win in Raleigh. His first homer of the game was a three-run shot that broke a 4-4 tie. It also came off lefthander Carlos Rodon.

Eight days later against #12 Virginia, he went 3-for-5 with a homer, triple, four RBIs, and two runs in Clemson's 7-6 win. With the score tied in the ninth inning, he stepped to the plate with the bases loaded and two outs. He delivered a walkoff single to the gap in right-center to give Clemson the dramatic victory.

Boulware was also named to the All-ACC Tournament team as the catcher. He went 4-for-13 (.308) with a homer

and double in three games at Durham (NC) Bulls Athletic Park.

CROWNOVER LED ACC IN ERA IN LEAGUE GAMES

Matthew Crossover did what few freshmen in ACC history have done ... lead the ACC in ERA in league games. In 36.1 innings pitched over seven starts, he had a 1.73 ERA, allowing only seven earned runs. That included giving up only four combined earned runs in his last six starts in ACC regular-season games.

FIRTH MADE THE MOST OF HIS SENIOR SEASON

Senior righty Scott Firth saw action as both a starter and reliever during his four seasons at Clemson. Earlier in 2013, he was in the weekend rotation. But during the middle of the season, he moved into the back end of the bullpen.

In 61.1 innings pitched over 13 relief appearances and six starts, Firth was 6-5 with four saves, a 3.23 ERA, and 41 strikeouts against only 18 walks. In his 13 appearances out the bullpen, he allowed 23 hits (.250 opponents' batting average), seven earned runs (2.49 ERA), and nine walks with 18 strikeouts in 25.1 innings pitched.

In his best outing of the season, he entered a tight game at #1 North Carolina and pitched 4.2 scoreless innings of three-hit ball to earn the win in Clemson's 5-4 victory in 11 innings. In the eighth, 10th, and 11th innings, he stranded runners at second and third without allowing a run. That win started Clemson's 11-game winning streak.

In his four-year career, Firth had a 17-7 record with seven saves, a 2.94 ERA, and .256 opponents' batting average in 195.2 innings pitched over 75 appearances (17 starts).

GOSSETT RECORDED DOUBLE-DIGIT WINS

Daniel Gossett recorded his 10th win of the season in Clemson's 10-2 win over Saint Louis in the Columbia Regional on June 1. He became the first Tiger with double-digit victories in a season since 2002, when righthanders Matt Henrie and Steve Reba both totaled 13 wins. That means Clemson went 10 years in a row from 2003-12 without a Tiger registering 10 victories in a season.

Gossett became the 18th Tiger in history to record double-digit wins. Brian Barnes did it three times, while Andy Taulbee, Ryan Mottl, and Reba all did it twice. Therefore, it was the 23rd time in history that a Tiger registered double-digit victories in one season.

For his efforts, he received the 2013 Stowe Award as Clemson's most valuable pitcher. Gossett also received the team's Dedication Award for his outstanding work in the strength training room.

TIGER TIDBITS

CLEMSON'S RECORD...

In All Games	40-22
In Home Games	26-9
In Road Games	12-8
In Neutral Games	2-5
In All ACC Regular-Season Games	18-12
In Home ACC Regular-Season Games	10-5
In Road ACC Regular-Season Games	8-7
In All Non-ACC Regular-Season Games	21-5
In Home Non-ACC Regular-Season Games	16-4
In Road Non-ACC Regular-Season Games	4-1
In Neutral Non-ACC Regular-Season Games	1-0
In ACC Tournament Games	0-3
In NCAA Tournament Games	1-2
In February	5-2
In March	11-9
In April	14-3
In May	9-7
In June	1-1
On Monday	3-0
On Tuesday	4-0
On Wednesday	8-3
On Thursday	1-0
On Friday	9-5
On Saturday	10-8
On Sunday	5-6
After a Loss	11-10
Against Top-25 Teams	8-12
Against Top-10 Teams	5-9
Against Top-5 Teams	1-3
In Day Games	22-14
In Night Games	18-8
Against Lefty Starters	17-12
Against Righty Starters	23-10
In 1-Run Games	9-4
In 2-Run Games	5-2
In 3-Run Games	5-3
When Scoring First	29-5
When Scoring in the 1st Inning	19-3
When Leading at the End of 7 Innings	33-2
When Trailing at the End of 7 Innings	3-19
When Tied at the End of 7 Innings	4-1
When Leading at the End of 8 Innings	33-2
When Trailing at the End of 8 Innings	2-19
When Tied at the End of 8 Innings	5-1
In Extra Innings	3-3
When Scoring 5 or More Runs	32-4
When Allowing Less Than 5 Runs	32-5
When Out-Hitting Opponents	30-3
When Clemson Had 10 or More Hits	27-8
When Clemson Hit a Home Run	15-3
When Clemson Committed 0 or 1 Errors	31-13
When Wearing Camouflage Jerseys	1-0
When Wearing Orange Jerseys	11-5
When Wearing Purple Jerseys	15-8
When Wearing White Jerseys	13-9

INNING-BY-INNING SCORING

Team	1	2	3	4	5	6	7	8	9	Ex.
Clemson	38	34	39	40	38	47	47	33	20	4
Opponents	27	22	33	25	31	30	42	23	19	7

TIGER MULTIPLE HIT GAME LEADERS

#	Player	2	3	4	5+	Total
9	Steven Duggar	17	6	--	--	23
11	Shane Kennedy	19	4	--	--	23
30	Garrett Boulware	16	4	1	--	21
17	Steve Wilkerson	13	6	--	--	19
12	Jon McGibbon	12	3	1	--	16
4	Thomas Brittle	10	3	1	--	14
3	Tyler Krieger	12	1	1	--	14
18	Tyler Slaton	7	4	1	--	12
Totals		125	33	5	0	163

TIGER MULTIPLE RBI GAME LEADERS

#	Player	2	3	4	5+	Total
30	Garrett Boulware	6	--	3	1	10
12	Jon McGibbon	3	3	2	--	8
9	Steven Duggar	4	1	2	--	7
11	Shane Kennedy	5	2	--	--	7
17	Steve Wilkerson	3	--	2	1	6
4	Thomas Brittle	4	--	1	--	5
3	Tyler Krieger	5	--	--	--	5
1	Malee Gibson	2	1	1	--	4
Totals		37	9	11	2	59

2013 OVERALL STATS

#	Player	Avg	GP-GS	AB	R	H	2B	3B	HR	RBI	TB	Slg%	BB	HP	SO	GDP	OB%	SF	SH	SB-SBA
11	Shane Kennedy	.317	62-62	218	47	69	5	4	5	35	97	.445	37	0	48	3	.408	5	3	22-27
30	Garrett Boulware	.308	61-60	227	43	70	12	1	8	45	108	.476	22	5	29	7	.377	3	0	2-2
9	Steven Duggar	.300	62-62	250	39	75	10	2	2	30	95	.380	23	1	41	5	.359	2	3	15-22
17	Steve Wilkerson	.291	59-58	227	36	66	16	2	4	37	98	.432	27	1	55	3	.366	2	1	10-14
12	Jon McGibbon	.285	58-58	207	33	59	5	0	0	37	64	.309	22	5	29	2	.363	3	1	7-8
4	Thomas Brittle	.264	61-61	216	44	57	5	1	2	26	70	.324	32	6	44	1	.373	1	4	19-24
18	Tyler Slaton	.263	59-45	160	18	42	4	1	0	13	48	.300	23	5	34	3	.366	3	3	6-9
3	Tyler Krieger	.257	62-62	218	28	56	10	1	0	27	68	.312	28	4	30	5	.349	2	6	9-15
----- Others -----																				
25	Matt Reed	.500	6-2	4	0	2	1	0	0	2	3	.750	0	0	2	0	.500	0	0	0-0
35	Mike Triller	.333	23-6	27	3	9	3	0	0	7	12	.444	2	0	6	1	.367	1	2	2-3
29	Jackson Campana	.333	4-0	3	0	1	1	0	0	1	2	.667	0	0	0	0	.333	0	0	0-0
5	Joe Costigan	.245	27-11	49	5	12	5	1	0	6	19	.388	8	1	13	1	.362	0	0	0-0
13	Jay Baum	.228	52-38	136	16	31	4	2	0	8	39	.287	17	2	18	2	.321	1	5	10-17
1	Maleeke Gibson	.227	40-26	110	20	25	3	0	0	16	28	.255	5	2	19	1	.271	1	2	8-9
37	Kevin Bradley	.179	37-7	56	5	10	1	0	1	6	14	.250	8	2	11	1	.294	2	0	1-2
10	Mike Dunster	.154	14-0	13	2	2	0	0	0	2	2	.154	1	0	5	0	.214	0	0	0-0
50	D.J. Reader	.000	7-0	3	1	0	0	0	0	0	0	.000	2	1	3	0	.500	0	0	0-0
CLEMSON		.276	62-62	2124	340	586	85	15	22	298	767	.361	257	35	387	35	.360	26	30	111-152
OPPONENTS		.261	62-62	2144	259	560	111	15	25	235	776	.362	202	53	407	46	.337	18	46	61-77

LOB - Team (486), Opp (515). DPs turned - Team (55), Opp (44). CI - Team (0), Opp (1). IBB - Team (13), Boulware 4, McGibbon 3, Baum 2, Krieger 2, Duggar 1, Wilkerson 1, Opp (3).

#	Player	ERA	W-L	APP	GS	CG	SHO/CBO	SV	IP	H	R	*ER	BB	SO	AB	O/BA	WP	HBP	BK
44	Matthew Crownover	2.19	7-3	15	14	0	0/3	0	70.0	64	19	17	17	45	257	.249	1	6	0
23	Daniel Gossett	2.56	10-4	16	16	1	1/2	0	98.1	78	40	28	38	91	366	.213	16	8	1
----- Others -----																			
51	Joseph Moorefield	1.69	0-0	15	0	0	0/1	0	5.1	7	3	1	5	2	22	.318	1	0	0
29	Jackson Campana	2.61	0-0	8	0	0	0/2	0	10.1	11	4	3	8	8	38	.289	3	1	0
40	Kyle Schnell	2.84	2-0	24	0	0	0/1	2	31.2	35	13	10	10	22	126	.278	1	5	2
43	Patrick Andrews	2.87	1-1	23	1	0	0/3	0	37.2	30	15	12	10	25	138	.217	0	3	1
20	Scott Firth	3.23	6-5	19	6	0	0/3	4	61.1	63	30	22	18	41	234	.269	2	6	1
28	Jonathan Meyer	3.28	2-0	19	3	0	0/1	0	46.2	61	18	17	7	37	192	.318	2	3	0
15	Mike Kent	3.38	1-1	13	0	0	0/0	0	18.2	24	9	7	2	12	76	.316	0	0	0
33	Zack Erwin	3.45	5-2	22	6	0	0/1	2	60.0	53	27	23	20	32	214	.248	2	5	1
42	Clay Bates	3.60	1-0	10	0	0	0/2	0	10.0	9	6	4	6	4	35	.257	1	5	0
19	Brody Koerner	3.99	1-1	10	5	0	0/0	0	29.1	24	20	13	22	28	108	.222	6	4	0
36	Matt Campbell	4.82	1-1	24	0	0	0/3	7	28.0	19	16	15	13	35	99	.192	3	0	0
32	Clate Schmidt	5.34	3-4	16	11	0	0/1	0	55.2	82	39	33	26	25	239	.343	4	7	1
	CLEMSON	3.21	40-22	62	62	1	8/7	15	563.0	560	259	201	202	407	2144	.261	42	53	7
	OPPONENTS	4.61	22-40	62	62	5	4/2	7	549.0	586	340	281	257	387	2124	.276	54	35	10

PB - Team (11), Boulware 10, Bradley 1, Opp (10). Pickoffs - Team (16), Crownover (6), Firth (3), Gossett (2), Andrews (1), Boulware (1), Campbell (1), Erwin (1), Schmidt (1), Opp (16). IBB - Team (3), Firth 2, Bates 1, Opp (13). *- Clemson had four team unearned runs

Note: **Bold** denotes returning player.

FIELDING

#	Player	GP-GS	C	PO	A	E	Fld %	DP
25	Matt Reed	6-2	14	13	1	0	1.000	0
10	Mike Dunster	14-0	12	7	5	0	1.000	1
35	Mike Triller	23-6	12	12	0	0	1.000	0
28	Jonathan Meyer	19-3	9	1	8	0	1.000	0
40	Kyle Schnell	24-0	8	5	3	0	1.000	1
43	Patrick Andrews	23-1	7	2	5	0	1.000	1
29	Jackson Campana	11-0	5	3	2	0	1.000	1
36	Matt Campbell	24-0	5	2	3	0	1.000	0
50	D.J. Reader	7-0	4	3	1	0	1.000	0
5	Joe Costigan	27-11	1	1	0	0	1.000	0
12	Jon McGibbon	58-58	562	520	41	1	.998	44
30	Garrett Boulware	61-60	419	378	39	2	.995	4
4	Thomas Brittle	61-61	156	154	1	1	.994	0
9	Steven Duggar	62-62	134	124	9	1	.993	3
18	Tyler Slaton	59-45	118	110	5	3	.975	1
37	Kevin Bradley	37-7	76	69	5	2	.974	5
3	Tyler Krieger	62-62	289	85	192	12	.958	36
32	Clate Schmidt	16-11	20	5	14	1	.950	0
17	Steve Wilkerson	59-58	275	98	163	14	.949	41
33	Zack Erwin	22-6	19	6	12	1	.947	1
1	Maleeke Gibson	40-26	18	16	1	1	.944	0
44	Matthew Crownover	15-14	15	2	12	1	.933	0
13	Jay Baum	52-38	117	37	72	8	.932	9
23	Daniel Gossett	16-16	27	6	19	2	.926	0
20	Scott Firth	19-6	26	2	22	2	.923	0
11	Shane Kennedy	62-62	93	22	62	9	.903	6
42	Clay Bates	10-0	7	1	4	2	.714	0
15	Mike Kent	13-0	3	0	2	1	.667	1
19	Brody Koerner	10-5	13	4	4	5	.615	0
51	Joseph Moorefield	15-0	2	1	0	1	.500	0
CLEMSON		62-62	2466	1689	707	70	.972	55
OPPONENTS		62-62	2434	1647	690	97	.960	44

Note: **Bold** denotes returning player.

JON MCGIBBON
COMMITTED ONLY
ONE ERROR IN 562
CHANCES AT FIRST
BASE IN 2013.



2013 RESULTS

**40-22 OVERALL, 18-12 ACC REGULAR SEASON, 0-3 ACC TOURNAMENT, 1-2 NCAA TOURNAMENT,
26-9 HOME, 12-8 AWAY, 2-5 NEUTRAL, 22-14 DAY, 18-8 NIGHT, 9-4 ONE-RUN GAMES, 3-3 EXTRA INNINGS, 8-12 VS. TOP-25 TEAMS**

Date	Opponent (Rank)	W-L	Score	Site	CU Rank	Clemson Pitcher	Opp. Pitcher	Time	CU R-H-E	Opp. R-H-E	Attendance
2-15	William & Mary	W	2 - 0	H		Bates (1-0)	• KOEHLER (0-1)	1:56	2 - 7 - 0	0 - 6 - 1	5947
2-16	William & Mary	L	2 - 11	H		• Andrews (0-1)	• Farrell (1-0)	2:39	2 - 10 - 1	11 - 16 - 0	4388
2-17	William & Mary	W	12 - 2	H		• Firth (1-0)	• Inghram (0-1)	2:19	12 - 15 - 2	2 - 4 - 1	4351
2-23	Wright State ⁽¹⁾	W	5 - 3	H		• Gossett (1-0)	• Henn (1-1)	2:43	5 - 7 - 1	3 - 10 - 2	-----
2-23	Wright State ⁽²⁾	W	6 - 0	H		• Schmidt (1-0)	• Braun (0-1)	3:02	6 - 11 - 0	0 - 9 - 1	4803
2-24	Wright State	W	7 - 0	H		• Firth (2-0)	• Sexton (1-1)	2:23	7 - 7 - 0	0 - 5 - 1	5054
2-27	Winthrop	L ⁽¹¹⁾	2 - 3	H		Campbell (0-1)	Ruth (1-0)	2:55	2 - 6 - 1	3 - 4 - 1	4299
3 - 1	South Carolina (7-7-8)	L	0 - 6	^H		• Gossett (1-1)	• Montgomery (3-0)	2:33	0 - 3 - 3	6 - 5 - 0	6016
3 - 2	South Carolina (7-7-8)	W	6 - 3	N1		• Schmidt (2-0)	• Holmes (1-1)	2:34	6 - 11 - 0	3 - 7 - 0	7125
3 - 3	South Carolina (7-7-8)	L	0 - 8	A		• Firth (2-1)	• BELCHER (2-1)	2:09	0 - 3 - 1	8 - 11 - 2	8242
3 - 6	Wofford	W	9 - 2	H		• Crownover (1-0)	• Del Monte (0-2)	2:25	9 - 11 - 2	2 - 6 - 0	4270
3 - 8	* N.C. State (9-8-14)	W	10 - 5	A		• Gossett (2-1)	• Rodon (1-2)	3:02	10 - 11 - 3	5 - 6 - 4	1642
3 - 9	* N.C. State (9-8-14)	W	7 - 4	A		Schnell (1-0)	• Ogburn (1-1)	3:21	7 - 6 - 1	4 - 16 - 1	1877
3-10	* N.C. State (9-8-14)	L	1 - 4	A		• Firth (2-2)	Sasser (1-0)	3:09	1 - 10 - 1	4 - 10 - 4	2087
3-13	Charleston Southern	W	3 - 1	H		• Crownover (2-0)	• AN. TOMASOVICH (0-3)	1:56	3 - 4 - 3	1 - 5 - 0	4244
3-15	* Virginia (22-12-13)	L ⁽¹¹⁾	5 - 6	^H		Kent (0-1)	Crockett (2-0)	3:53	5 - 10 - 0	6 - 12 - 1	4823
3-16	* Virginia (22-12-13)	W	7 - 6	^H		Erwin (1-0)	Kirby (1-1)	3:22	7 - 11 - 1	6 - 9 - 2	5006
3-17	* Virginia (22-12-13)	L	5 - 8	H		• Firth (2-3)	• Howard (3-1)	3:20	5 - 14 - 3	8 - 15 - 0	4919
3-19	Morehead State	W	10 - 5	^H		Kent (1-1)	Hyatt (0-1)	2:36	10 - 12 - 1	5 - 9 - 1	4185
3-20	Morehead State	W	5 - 2	H		Meyer (1-0)	• Anderson (0-3)	2:35	5 - 9 - 1	2 - 10 - 2	4169
3-22	* Duke	W	7 - 0	H		• GOSSETT (3-1)	• Swart (2-1)	2:33	7 - 14 - 0	0 - 5 - 4	4157
3-23	* Duke ⁽¹⁾	W	8 - 4	H		Erwin (2-0)	• Van Orden (1-3)	3:05	8 - 12 - 0	4 - 12 - 3	-----
3-23	* Duke ⁽²⁾	L	1 - 13	H		• Firth (2-4)	• Huber (3-2)	2:59	1 - 5 - 3	13 - 15 - 1	4304
3-26	Georgia	W	9 - 1	^A		• Crownover (3-0)	• Crumley (1-4)	2:34	9 - 13 - 0	1 - 8 - 2	1484
3-27	Georgia	L	3 - 5	^H		• Koerner (0-1)	Ripple (1-0)	3:00	3 - 7 - 1	5 - 7 - 0	5156
3-30	* North Carolina (1-1-1)	L	3 - 10	^A		• Gossett (3-2)	• Emanuel (5-1)	2:31	3 - 11 - 1	10 - 19 - 0	3945
3-31	* North Carolina ⁽¹⁾ (1-1-1)	L	2 - 6	^A		• Schmidt (2-1)	Thornton (6-0)	2:18	2 - 6 - 1	6 - 11 - 4	1522
4 - 1	* North Carolina (1-1-1)	W ⁽¹¹⁾	5 - 4	^A		Firth (3-4)	O'Brien (0-1)	3:57	5 - 10 - 1	4 - 11 - 2	3205
4 - 3	Gardner-Webb	W	4 - 1	^H		• Meyer (2-0)	• Scarborough (1-4)	2:26	4 - 10 - 0	1 - 6 - 3	4528
4 - 5	* Boston College	W	7 - 5	A		• Gossett (4-2)	Bayuk (0-1)	2:57	7 - 10 - 2	5 - 4 - 3	1281
4 - 6	* Boston College	W	9 - 2	A		• Schmidt (3-1)	• Stevens (0-7)	2:41	9 - 12 - 0	2 - 7 - 3	1651
4 - 7	* Boston College	W	1 - 0	A		• Crownover (4-0)	• Chin (1-7)	2:38	1 - 9 - 0	0 - 4 - 3	854
4 - 9	Western Carolina	W	12 - 9	^A	22 - 17 - NR	Andrews (1-1)	Nadale (0-2)	3:25	12 - 14 - 1	9 - 12 - 3	1373
4-10	Presbyterian College	W	5 - 4	^H	22 - 17 - NR	Campbell (1-1)	Sanders (3-2)	2:47	5 - 12 - 3	4 - 7 - 2	4613
4-12	* Wake Forest	W	8 - 2	^H	22 - 17 - NR	• Gossett (5-2)	• Pirro (3-5)	3:02	8 - 13 - 1	2 - 8 - 1	5174
4-13	* Wake Forest	W	1 - 0	^H	22 - 17 - NR	• Crownover (5-0)	• Van Grouw (3-5)	2:36	1 - 5 - 1	0 - 7 - 2	5896
4-14	* Wake Forest	W ⁽¹¹⁾	6 - 4	H	22 - 17 - NR	Firth (4-4)	Kaden (0-3)	3:22	6 - 12 - 1	4 - 9 - 2	4870
4-19	* Miami (FL)	W	1 - 0	^A	20 - 12 - 24	• Gossett (6-2)	• Diaz (3-3)	2:21	1 - 5 - 0	0 - 4 - 0	2871
4-20	* Miami (FL)	L	1 - 2	A	20 - 12 - 24	• Crownover (5-1)	• Radziewski (6-1)	2:38	1 - 4 - 3	2 - 8 - 1	2588
4-21	* Miami (FL)	L	0 - 7	A	20 - 12 - 24	• Schmidt (3-2)	• SUAREZ (3-3)	2:22	0 - 6 - 1	7 - 13 - 1	2793
4-24	Western Carolina	W	12 - 1	^H	25 - 13 - NR	• Erwin (3-0)	• Waszak (0-1)	3:10	12 - 17 - 0	1 - 9 - 2	4165
4-26	* Georgia Tech ⁽¹⁾ (20-21-19)	W	11 - 3	H	25 - 13 - NR	• Gossett (7-2)	• Farmer (7-3)	2:56	11 - 13 - 1	3 - 8 - 2	-----
4-26	* Georgia Tech ⁽²⁾ (20-21-19)	W ⁽¹¹⁾	4 - 3	^H	25 - 13 - NR	Firth (5-4)	Evans (0-2)	4:04	4 - 5 - 0	3 - 10 - 5	5231
4-27	* Georgia Tech (20-21-19)	L	9 - 14	H	25 - 13 - NR	• Schmidt (3-3)	King (4-3)	3:20	9 - 13 - 3	14 - 18 - 1	4468
5 - 4	* Maryland	L	2 - 7	H	18 - 14 - 22	• Gossett (7-3)	• Reed (6-3)	3:25	2 - 4 - 3	7 - 14 - 0	4195
5 - 6	* Maryland ⁽¹⁾	W	3 - 2	H	19 - 15 - 22	• Erwin (4-0)	• Stinnett (5-5)	2:36	3 - 5 - 1	2 - 10 - 1	-----
5 - 6	* Maryland ⁽²⁾	W	9 - 5	^H	19 - 15 - 22	• Crownover (6-1)	• Robinson (1-3)	3:05	9 - 12 - 3	5 - 8 - 0	4682
5 - 8	Furman ⁽¹⁾	W	14 - 2	A1	19 - 15 - 22	• Koerner (1-1)	• Dittmar (2-2)	3:08	14 - 14 - 2	2 - 4 - 1	4371
5 - 8	Furman ⁽²⁾	W	12 - 2	^A1	19 - 15 - 22	Schnell (2-0)	• Smith (4-4)	3:17	12 - 14 - 1	2 - 9 - 3	3410
5-10	Georgia Southern	W	7 - 1	^H	19 - 15 - 22	• Gossett (8-3)	• Hess (4-5)	2:45	7 - 9 - 0	1 - 3 - 1	4611
5-11	Georgia Southern	W	7 - 0	^H	19 - 15 - 22	• Crownover (7-1)	• Richman (4-4)	2:22	7 - 12 - 0	0 - 4 - 2	5347
5-12	Georgia Southern	W	11 - 6	H	19 - 15 - 22	• Erwin (5-0)	• Stevenson (1-4)	2:38	11 - 14 - 1	6 - 12 - 0	4689
5-14	USC Upstate	W	8 - 7	^H	17 - 14 - 19	Firth (6-4)	Sobotka (0-4)	2:57	8 - 8 - 2	7 - 11 - 3	4736
5-16	* Florida State (9-9-8)	W	8 - 2	^A	17 - 14 - 19	• Gossett (9-3)	• P. Miller (6-2)	3:15	8 - 11 - 0	2 - 6 - 1	5053
5-17	* Florida State (9-9-8)	L	1 - 2	^A	17 - 14 - 19	• Crownover (7-2)	• Weaver (6-2)	2:29	1 - 7 - 0	2 - 5 - 0	5086
5-18	* Florida State (9-9-8)	L	1 - 6	A	17 - 14 - 19	• Erwin (5-1)	• Leibbrandt (9-4)	3:00	1 - 13 - 1	6 - 13 - 1	4979
5-22	+ N.C. State (9-10-9)	L	3 - 6	^N2	18 - 14 - 18	• Gossett (9-4)	Easley (5-2)	2:30	3 - 8 - 2	6 - 6 - 0	4834
5-24	+ North Carolina (6-3-5)	L ⁽¹⁴⁾	7 - 12	^N2	18 - 14 - 18	Firth (6-5)	Hovis (3-0)	5:16	7 - 11 - 0	12 - 19 - 3	5447
5-25	+ Miami (FL)	L	0 - 7	N2	18 - 14 - 18	• Schmidt (3-4)	• Radziewski (9-2)	2:51	0 - 4 - 3	7 - 11 - 1	3206
5-31	\$ Liberty	L	3 - 8	N3	22 - 17 - 24	• Erwin (5-2)	• RICHARDSON (4-4)	2:42	3 - 6 - 2	8 - 13 - 1	5604
6 - 1	\$ Saint Louis	W	10 - 2	N3	22 - 17 - 24	• Gossett (10-4)	• Bates (8-4)	3:11	10 - 10 - 0	2 - 7 - 3	5485
6 - 2	\$ Liberty	L	1 - 3	N3	22 - 17 - 24	• Crownover (7-3)	• Lambert (8-3)	2:49	1 - 8 - 0	3 - 8 - 2	5464

* - ACC regular-season game; + - ACC Tournament; \$ - NCAA Regional; N1, A1 - Greenville, SC (Fluor Field); N2 - Durham, NC; N3 - Columbia, SC; ^ - due to inclement weather, game was completed on Apr. 1; ^ - night game; - - decision came in a starting role; Note: Pitchers in ALL CAPS denotes a complete game; **bold** denotes a Clemson home game; rankings by **Baseball America**, **Collegiate Baseball**, **USA Today**; official home attendance (31 dates): 147,296 (4,751 per date).



IN 2013, CLEMSON AVERAGED 4,751 FANS PER HOME DATE, THE SEVENTH-HIGHEST FIGURE IN THE NATION.

2013 ACC REGULAR-SEASON STATS

#	Player	Avg	GP-GS	AB	R	H	2B	3B	HR	RBI	TB	Slg%	BB	HP	SO	GDP	OB%	SF	SH	SB-SBA
11	Shane Kennedy	.308	30-30	107	19	33	2	2	2	14	45	.421	19	0	29	1	.406	2	1	5-6
17	Steve Wilkerson	.297	28-27	111	12	33	8	1	1	11	46	.414	7	0	27	1	.333	2	0	4-8
18	Tyler Slaton	.295	29-26	95	9	28	2	1	0	8	32	.337	13	3	20	3	.393	1	3	5-6
12	Jon McGibbon	.294	30-30	109	13	32	2	0	0	14	34	.312	10	2	19	0	.361	1	0	2-3
30	Garrett Boulware	.275	30-30	120	21	33	7	1	4	21	54	.450	13	2	15	4	.350	2	0	1-1
3	Tyler Krieger	.270	30-30	111	11	30	4	0	0	12	34	.306	13	1	18	1	.352	0	1	2-7
4	Thomas Brittle	.270	29-29	100	19	27	2	1	2	18	37	.370	15	5	23	1	.388	1	3	8-9
9	Steven Duggar	.233	30-30	120	19	28	1	1	1	12	34	.283	15	1	20	4	.321	1	0	10-13
----- Others -----																				
35	Mike Triller	.333	7-1	6	1	2	1	0	0	1	3	.500	0	0	2	1	.286	1	1	0-0
5	Joe Costigan	.308	10-6	26	3	8	4	1	0	5	14	.538	2	0	7	1	.357	0	0	0-0
13	Jay Baum	.206	26-20	68	6	14	1	0	0	3	15	.221	12	1	10	0	.329	1	2	3-7
1	Maleeke Gibson	.195	17-9	41	9	8	2	0	0	6	10	.244	2	0	7	0	.233	0	0	1-1
37	Kevin Bradley	.136	14-2	22	1	3	0	0	0	1	3	.136	3	0	7	0	.231	1	0	0-1
29	Jackson Campana	.000	1-0	1	0	0	0	0	0	0	0	.000	0	0	0	0	.000	0	0	0-0
50	D.J. Reader	.000	1-0	1	0	0	0	0	0	0	0	.000	0	0	1	0	.000	0	0	0-0
10	Mike Dunster	.000	5-0	4	0	0	0	0	0	0	0	.000	0	0	1	0	.000	0	0	0-0
CLEMSON		.268	30-30	1042	143	279	36	8	10	126	361	.346	124	15	206	17	.350	13	11	41-62
OPPONENTS		.279	30-30	1063	136	297	58	7	11	123	402	.378	94	18	180	17	.347	4	26	36-46

LOB - Team (252), Opp (256). DPs turned - Team (23), Opp (23). IBB - Team (6), Baum 2, Boulware 2, McGibbon 1, Wilkerson 1, Opp (2).

#	Player	ERA	W-L	APP	GS	CG	SHO/CBO	SV	IP	H	R	*ER	BB	SO	AB	O/BA	WP	HBP	BK
44	Matthew Crownover	1.73	3-2	7	7	0	0/2	0	36.1	38	9	7	9	21	138	.275	1	2	0
23	Daniel Gossett	2.67	7-2	10	10	1	1/1	0	60.2	52	26	18	22	55	231	.225	9	3	1
33	Zack Erwin	3.00	3-1	11	2	0	0/0	1	30.0	25	11	10	8	11	103	.243	0	1	1
20	Scott Firth	3.82	3-3	11	3	0	0/2	3	30.2	37	15	13	10	23	125	.296	0	4	1
32	Clate Schmidt	6.23	1-3	10	8	0	0/0	0	39.0	63	33	27	18	14	172	.366	1	3	0
----- Others -----																			
51	Joseph Moorefield	0.00	0-0	6	0	0	0/0	0	1.1	4	2	0	1	0	8	.500	0	0	0
43	Patrick Andrews	2.51	0-0	10	0	0	0/1	0	14.1	11	4	4	3	8	52	.212	0	1	1
15	Mike Kent	3.72	0-1	6	0	0	0/0	0	9.2	13	5	4	1	6	40	.325	0	0	0
40	Kyle Schnell	4.60	1-0	11	0	0	0/0	0	15.2	23	8	8	6	13	69	.333	1	2	1
36	Matt Campbell	5.00	0-0	14	0	0	0/2	3	18.0	10	10	10	9	20	62	.161	3	0	0
28	Jonathan Meyer	5.11	0-0	7	0	0	0/1	0	12.1	19	7	7	0	7	53	.358	0	1	0
29	Jackson Campana	9.00	0-0	1	0	0	0/0	0	1.0	1	1	1	2	0	3	.333	1	0	0
42	Clay Bates	10.80	0-0	3	0	0	0/0	0	1.2	1	2	2	3	1	6	.167	1	1	0
19	Brody Koerner	54.00	0-0	1	0	0	0/0	0	0.1	0	3	2	2	1	1	.000	0	0	0
	CLEMSON	3.62	18-12	30	30	1	4/3	7	271.0	297	136	109	94	180	1063	.279	17	18	5
	OPPONENTS	3.80	12-18	30	30	1	1/0	5	270.0	279	143	114	124	206	1042	.268	24	15	3

PB - Team (5), Boulware 5, Opp (6). Pickoffs - Team (10), Crownover 3, Firth 2, Andrews 1, Boulware 1, Campbell 1, Gossett 1, Schmidt 1, Opp (9). IBB - Team (2), Bates 1, Firth 1, Opp (6). * - Clemson had four team unearned runs

Note: **Bold** denotes returning player.

CAREER STATS OF 2014 PLAYERS

#	Player	Avg	GP-GS	AB	R	H	2B	3B	HR	RBI	TB	Slg%	BB	HP	SO	GDP	OB%	SF	SH	SB-SBA
35	Mike Triller	.333	23-6	27	3	9	3	0	0	7	12	.444	2	0	6	1	.367	1	2	2-3
29	Jackson Campana	.333	4-0	3	0	1	1	0	0	1	2	.667	0	0	0	0	.333	0	0	0-0
11	Shane Kennedy	.317	62-62	218	47	69	5	4	5	35	97	.445	37	0	48	3	.408	5	3	22-27
9	Steven Duggar	.300	62-62	250	39	75	10	2	2	30	95	.380	23	1	41	5	.359	2	3	15-22
30	Garrett Boulware	.290	89-77	283	50	82	14	1	8	47	122	.431	27	9	43	7	.366	3	1	4-4
17	Steve Wilkerson	.281	160-129	537	98	151	29	5	5	73	205	.382	59	5	108	6	.354	7	5	21-29
10	Mike Dunster	.273	45-7	55	10	15	3	0	0	8	18	.327	9	0	18	1	.375	0	1	0-0
12	Jon McGibbon	.269	160-126	484	70	130	17	1	6	84	167	.345	63	9	90	6	.357	10	6	8-10
5	Joe Costigan	.265	71-19	102	12	27	9	1	0	17	38	.373	16	6	24	3	.392	1	0	0-0
3	Tyler Krieger	.257	62-62	218	28	56	10	1	0	27	68	.312	28	4	30	5	.349	2	6	9-15
18	Tyler Slaton	.244	106-62	213	33	52	5	1	0	20	59	.277	35	7	51	3	.363	4	4	12-15
1	Maleeke Gibson	.227	40-26	110	20	25	3	0	0	16	28	.255	5	2	19	1	.271	1	2	8-9
13	Jay Baum	.224	106-83	295	40	66	8	3	0	19	80	.271	45	7	37	6	.339	1	9	17-27

#	Player	ERA	W-L	APP	GS	CG	SHO/CBO	SV	IP	H	R	ER	BB	SO	AB	O/BA	WP	HBP	BK
44	Matthew Crownover	2.19	7-3	15	14	0	0/3	0	70.0	64	19	17	17	45	257	.249	1	6	0
29	Jackson Campana	2.61	0-0	8	0	0	0/2	0	10.1	11	4	3	8	8	38	.289	3	1	0
40	Kyle Schnell	2.84	2-0	24	0	0	0/1	2	31.2	35	13	10	10	22	126	.278	1	5	2
21	Kevin Pohle	3.14	12-6	33	17	0	0/3	0	109.0	117	52	38	42	57	420	.279	8	4	1
23	Daniel Gossett	3.34	16-7	35	26	1	1/3	2	175.1	140	77	65	77	178	647	.216	25	14	1
33	Zack Erwin	3.45	5-2	22	6	0	0/1	2	60.0	53	27	23	20	32	214	.248	2	5	1
36	Matt Campbell	3.52	3-3	53	0	0	0/5	11	76.2	50	33	30	39	89	267	.187	7	5	0
19	Brody Koerner	3.99	1-1	10	5	0	0/0	0	29.1	24	20	13	22	28	108	.222	6	4	0
43	Patrick Andrews	4.03	3-4	43	1	0	0/3	2	67.0	59	37	30	25	50	248	.238	7	6	1
42	Clay Bates	5.30	1-0	19	0	0	0/2	0	18.2	22	13	11	8	7	72	.306	2	10	1
32	Clate Schmidt	5.34	3-4	16	11	0	0/1	0	55.2	82	39	33	26	25	239	.343	4	7	1

Note: Only includes stats of players while at Clemson.



2013 POSTSEASON STATS

ACC TOURNAMENT

#	Player	Avg	GP-GS	AB	R	H	2B	3B	HR	RBI	TB	Slg%	BB	HP	SO	GDP	OB%	SF	SH	SB-SBA
1	Maleeke Gibson	.333	3-3	15	2	5	0	0	0	1	5	.333	0	1	1	1	.375	0	0	1-2
30	Garrett Boulware	.308	3-3	13	1	4	1	0	1	1	8	.615	0	1	1	1	.357	0	0	0-0
9	Steven Duggar	.286	3-3	14	0	4	1	1	0	2	7	.500	0	0	4	0	.286	0	0	0-0
11	Shane Kennedy	.250	3-3	12	3	3	0	0	0	0	3	.250	1	0	1	1	.308	0	1	4-4
12	Jon McGibbon	.250	3-3	12	2	3	0	0	0	0	3	.250	1	0	1	1	.308	0	0	1-1
3	Tyler Krieger	.100	3-3	10	0	1	0	0	0	1	1	.100	3	0	3	0	.308	0	1	1-1
17	Steve Wilkerson	.063	3-3	16	0	1	0	0	0	0	1	.063	0	0	7	1	.063	0	0	0-0
4	Thomas Brittle	.000	3-3	7	2	0	0	0	0	0	0	.000	5	1	4	0	.462	0	0	0-1
----- Others -----																				
35	Mike Triller	.400	3-2	5	0	2	0	0	0	2	2	.400	0	0	1	0	.400	0	1	1-1
5	Joe Costigan	.000	1-0	1	0	0	0	0	0	0	0	.000	0	0	1	0	.000	0	0	0-0
37	Kevin Bradley	.000	3-0	3	0	0	0	0	0	0	0	.000	0	0	0	0	.000	0	0	0-0
18	Tyler Slaton	.000	3-1	3	0	0	0	0	0	0	0	.000	1	0	0	0	.250	0	0	0-0
	CLEMSON	.207	3-3	111	10	23	2	1	1	7	30	.270	11	3	24	5	.296	0	3	8-10
	OPPONENTS	.286	3-3	126	25	36	4	1	2	22	48	.381	14	3	23	1	.366	2	2	4-4

LOB - Team (22), Opp (29). **DPs turned** - Team (1), Opp (5). **IBB** - Team (3), Krieger 2, McGibbon 1, Opp (0).

#	Player	ERA	W-L	APP	GS	CG	SHO/CBO	SV	IP	H	R	*ER	BB	SO	AB	O/BA	WP	HBP	BK
43	Patrick Andrews	0.00	0-0	2	0	0	0/0	0	3.2	4	0	0	2	5	15	.267	0	0	0
28	Jonathan Meyer	2.45	0-0	1	0	0	0/0	0	3.2	3	1	1	2	3	13	.231	0	0	0
33	Zack Erwin	3.38	0-0	1	1	0	0/0	0	5.1	5	2	2	2	3	21	.238	0	0	0
23	Daniel Gossett	7.11	0-1	1	1	0	0/0	0	6.1	6	6	5	2	6	25	.240	1	2	0
20	Scott Firth	10.80	0-1	1	0	0	0/0	0	5.0	7	6	6	2	3	20	.350	0	0	0
----- Others -----																			
15	Mike Kent	0.00	0-0	1	0	0	0/0	0	1.1	1	1	0	0	1	6	.167	0	0	0
51	Joseph Moorefield	0.00	0-0	2	0	0	0/0	0	1.0	0	0	0	1	0	3	.000	0	0	0
40	Kyle Schnell	0.00	0-0	1	0	0	0/0	0	0.1	0	0	0	0	0	1	.000	0	0	0
29	Jackson Campana	4.50	0-0	1	0	0	0/0	0	2.0	4	2	1	0	1	9	.444	1	0	0
32	Clate Schmidt	20.25	0-1	1	1	0	0/0	0	1.1	3	3	3	2	0	7	.429	0	1	0
36	Matt Campbell	36.00	0-0	1	0	0	0/0	0	1.0	3	4	4	1	1	6	.500	0	0	0
	CLEMSON	6.39	0-3	3	3	0	0/0	0	31.0	36	25	22	14	23	126	.286	2	3	0
	OPPONENTS	2.25	3-0	3	3	0	1/1	0	32.0	23	10	8	11	24	111	.207	1	3	0

PB - Team (1), Boulware 1, Opp (1). **Pickoffs** - Team (1), Firth 1, Opp (2). **IBB** - Team (0), Opp (3). * - Clemson had no team unearned runs

Note: **Bold** denotes returning player.

NCAA TOURNAMENT

#	Player	Avg	GP-GS	AB	R	H	2B	3B	HR	RBI	TB	Slg%	BB	HP	SO	GDP	OB%	SF	SH	SB-SBA
9	Steven Duggar	.462	3-3	13	2	6	2	0	0	2	8	.615	0	0	1	0	.462	0	0	0-0
11	Shane Kennedy	.308	3-3	13	2	4	0	0	1	2	7	.538	0	0	1	0	.308	0	0	0-0
30	Garrett Boulware	.273	3-3	11	1	3	1	0	0	1	4	.364	1	1	2	0	.385	0	0	0-0
4	Thomas Brittle	.231	3-3	13	3	3	0	0	0	0	3	.231	1	0	2	0	.286	0	0	0-1
17	Steve Wilkerson	.231	3-3	13	2	3	0	0	2	5	9	.692	0	0	2	0	.231	0	0	0-0
37	Kevin Bradley	.182	3-3	11	1	2	0	0	0	1	2	.182	1	0	1	0	.250	0	0	1-1
18	Tyler Slaton	.167	3-2	6	1	1	0	0	0	0	1	.167	3	0	0	0	.444	0	0	0-1
5	Joe Costigan	.111	3-2	9	0	1	0	0	0	0	1	.111	0	0	0	0	.111	0	0	0-0
3	Tyler Krieger	.100	3-3	10	1	1	0	0	0	0	1	.100	1	1	0	1	.250	0	1	0-0
----- Others -----																				
35	Mike Triller	.000	1-1	2	0	0	0	0	0	0	0	.000	0	0	0	0	.000	0	0	0-0
1	Maleeke Gibson	.000	2-1	4	1	0	0	0	0	1	0	.000	0	0	1	0	.000	0	0	0-0
13	Jay Baum	----	1-0	0	0	0	0	0	0	0	0	----	0	0	0	0	----	0	0	0-0
	CLEMSON	.229	3-3	105	14	24	3	0	3	12	36	.343	7	2	10	1	.289	0	1	1-3
	OPPONENTS	.298	3-3	94	13	28	4	0	3	13	41	.436	11	2	21	5	.373	3	4	4-4

LOB - Team (20), Opp (23). **DPs turned** - Team (6), Opp (2). **IBB** - Team (0), Opp (0).

#	Player	ERA	W-L	APP	GS	CG	SHO/CBO	SV	IP	H	R	*ER	BB	SO	AB	O/BA	WP	HBP	BK
40	Kyle Schnell	0.00	0-0	2	0	0	0/0	1	3.2	2	0	0	2	2	11	.182	0	0	0
23	Daniel Gossett	3.00	1-0	1	1	0	0/0	0	6.0	5	2	2	5	2	21	.238	1	0	0
44	Matthew Crownover	4.50	0-1	1	1	0	0/0	0	4.0	5	2	2	1	3	15	.333	0	1	0
43	Patrick Andrews	6.75	0-0	2	0	0	0/0	0	4.0	3	3	3	1	6	13	.231	0	0	0
----- Others -----																			
29	Jackson Campana	0.00	0-0	1	0	0	0/0	0	1.0	1	0	0	0	2	4	.250	0	0	0
15	Mike Kent	4.50	0-0	1	0	0	0/0	0	2.0	3	1	1	0	1	8	.375	0	0	0
28	Jonathan Meyer	5.40	0-0	1	0	0	0/0	0	1.2	3	1	1	0	3	8	.375	0	1	0
33	Zack Erwin	6.75	0-1	1	1	0	0/0	0	2.2	4	3	2	0	2	10	.400	0	0	0
32	Clate Schmidt	9.00	0-0	1	0	0	0/0	0	1.0	2	1	1	2	0	4	.500	1	0	0
	CLEMSON	4.15	1-2	3	3	0	0/0	1	26.0	28	13	12	11	21	94	.298	2	2	0
	OPPONENTS	3.00	2-1	3	3	1	0/0	1	27.0	24	14	9	7	10	105	.229	3	2	1

PB - Team (2), Boulware 2, Opp (0). **Pickoffs** - Team (0), Opp (1). **IBB** - Team (0), Opp (0). * - Clemson had no team unearned runs

Note: **Bold** denotes returning player.



2013 SUPERLATIVES

TEAM

At-Bats	51	vs. North Carolina [^] , 5-24
Runs	14	vs. Furman, 5-8 ⁽¹⁾
Runs in Inning	6	vs. many (4)
Hits	17	vs. Western Carolina, 4-24
Batting Average	.447	vs. Western Carolina, 4-24
RBIs	14	vs. Furman, 5-8 ⁽¹⁾
Doubles	5	vs. William & Mary, 2-17
Triples	3	vs. Wake Forest, 4-12
Home Runs	3	vs. Saint Louis, 6-1
Extra Base Hits	5	vs. many (3)
Total Bases	22	vs. Wake Forest, 4-12
Slugging Percentage	.667	vs. Wake Forest, 4-12
Walks By Clemson Hitters	15	vs. Georgia Tech*, 4-26⁽²⁾
Runners Left on Base	16	vs. Georgia Tech*, 4-26⁽²⁾
	16	vs. North Carolina [^] , 5-24
Sacrifice Bunts	3	vs. North Carolina [^] , 5-24
Sacrifice Flies	2	vs. many (4)
Hit-By-Pitch	4	vs. Florida State, 5-16
Stolen Bases	7	vs. Furman, 5-8 ⁽²⁾
Stolen Base Attempts	7	vs. Furman, 5-8 ⁽¹⁾
	7	vs. Furman, 5-8 ⁽²⁾
Putouts	42	vs. North Carolina [^] , 5-24
Assists	18	vs. Wright State, 2-24
	18	vs. Georgia Southern, 5-12
Double Plays Turned	4	vs. Wright State, 2-23⁽²⁾
Errors	3	vs. many (9), many times (11)
Scoring Margin	+12	vs. Furman, 5-8 ⁽¹⁾
Longest Game	5:16	vs. North Carolina [^] , 5-24
Shortest Game	1:56	vs. William & Mary, 2-15
	1:56	vs. Charleston Southern, 3-13
Innings Pitched	14.0	vs. North Carolina [^] , 5-24
Strikeouts By Clemson Pitchers	15	vs. Winthrop*, 2-27

INDIVIDUAL

At-Bats	8	by Steve Wilkerson vs. North Carolina [^] , 5-24
Runs	3	by many (8), many times (10)
Hits	4	by many (5)
RBIs	5	by Garrett Boulware vs. N.C. State, 3-8
	5	by Steve Wilkerson vs. Saint Louis, 6-1
Doubles	2	by many (3)
Triples	1	by many (9), many times (15)
Home Runs	5	by Garrett Boulware vs. N.C. State, 3-8
	5	Steve Wilkerson vs. Saint Louis, 6-1
Extra Base Hits	2	by many (3), many times (8)
Total Bases	10	by Garrett Boulware vs. N.C. State, 3-8
Walks By Clemson Hitters	4	by Tyler Slaton vs. Georgia Tech*, 4-26⁽²⁾
Sacrifice Bunts	2	by Tyler Slaton vs. Virginia, 3-16
Sacrifice Flies	1	by many (12), many times (26)
Hit-By-Pitch	2	by Thomas Brittle vs. N.C. State, 3-9
	2	by Tyler Slaton vs. Maryland, 5-6⁽²⁾
Stolen Bases	3	by Tyler Slaton vs. Georgia Tech*, 4-26⁽²⁾
	3	by Shane Kennedy vs. Furman, 5-8 ⁽²⁾
	3	by Shane Kennedy vs. many (2)
Stolen Base Attempts	3	by Tyler Slaton vs. Georgia Tech*, 4-26⁽²⁾
Putouts	15	by Jon McGibbon vs. Wright State, 2-24
	15	by Jon McGibbon vs. Georgia Southern, 5-12
Assists	8	by Steve Wilkerson vs. Wake Forest*, 4-14
Errors	2	by Tyler Krieger vs. Boston College, 4-5
	2	by Brody Koerner vs. Presbyterian College, 4-10
Innings Pitched	9.0	by Daniel Gossett vs. Duke, 3-22
Strikeouts By Clemson Pitchers	12	by Daniel Gossett vs. Georgia Southern, 5-10

* - 11-inning game; ^ - 14-inning game; Note: **Bold** denotes a Clemson home game.

2013 HOME RUNS

#	Player ^(#)	Opponent (Date)	Inn.	Outs	H	A/L/R
1.	Kennedy ⁽¹⁾	William & Mary (2-15)	8	2	2	R
2.	Wilkerson ⁽¹⁾	Wright State (2-23) ⁽¹⁾	3	2	1	R
3.	Boulware ⁽¹⁾	* N.C. State (3-8)	5	1	3	L
4.	Boulware ⁽²⁾	* N.C. State (3-8)	9	1	1	R
5.	Brittle ⁽¹⁾	* N.C. State (3-9)	2	1	4	R
6.	Kennedy ⁽²⁾	* Virginia (3-15)	2	1	2	L
7.	Boulware ⁽³⁾	* Virginia (3-16)	3	0	1	L
8.	Boulware ⁽⁴⁾	Morehead State (3-19)	4	2	3	R
9.	Duggar ⁽¹⁾	Georgia (3-26)	1	0	2	R
10.	Boulware ⁽⁵⁾	Gardner-Webb (4-3)	1	1	2	R
11.	Boulware ⁽⁶⁾	Presbyterian College (4-10)	5	0	1	R
12.	Boulware ⁽⁷⁾	* Wake Forest (4-12)	1	2	1	R
13.	Duggar ⁽²⁾	* Wake Forest (4-14)	11	2	2	R
14.	Kennedy ⁽³⁾	* Maryland (5-4)	4	1	2	L
15.	Kennedy ⁽⁴⁾	* Furman (5-8) ⁽²⁾	2	0	1	L
16.	Bradley ⁽¹⁾	USC Upstate (5-14)	9	1	3	R
17.	Wilkerson ⁽²⁾	* Florida State (5-16)	1	1	1	R
18.	Brittle ⁽²⁾	* Florida State (5-16)	11 ^{TP}	3	2	L
19.	Boulware ⁽⁸⁾	+ N.C. State (5-22)	9	1	1	R
20.	Wilkerson ⁽³⁾	\$ Saint Louis (6-1)	3	0	2	R
21.	Kennedy ⁽⁵⁾	\$ Saint Louis (6-1)	3	2	1	R
22.	Wilkerson ⁽⁴⁾	\$ Saint Louis (6-1)	4	2	3	R

* - ACC regular-season game; + - ACC Tournament at Durham, NC; \$ - NCAA Regional at Columbia, SC; * - Greenville, SC (Fluor Field); ^ - pitcher throws; 11...solo, 2...2-run, 3...3-run, 4...grand slam; 11P - inside-the-park home run; Note: **Bold** denotes a Clemson home game.


SHANE KENNEDY, WHO WAS SECOND ON THE 2013 TEAM IN HOMERS (5), HIT A HOME RUN IN CLEMSON'S WIN OVER SAINT LOUIS IN THE COLUMBIA REGIONAL.



2013 INDIVIDUAL GAME-BY-GAME BATTING STATS

Date	Opponent	BAUM	BOULWARE	BRADLEY	BRITTLE	COSTIGAN	DUGGAR	DUNSTER	GIBSON	KENNEDY	KRIEGER	McGIBBON	SLATON	TRILLER	WILKERSON
		AB-R-H-RBI	AB-R-H-RBI	AB-R-H-RBI	AB-R-H-RBI	AB-R-H-RBI	AB-R-H-RBI	AB-R-H-RBI	AB-R-H-RBI	AB-R-H-RBI	AB-R-H-RBI	AB-R-H-RBI	AB-R-H-RBI	AB-R-H-RBI	AB-R-H-RBI
2-15	William & Mary	*3-0-0-0	*3-0-1-0	-----	*4-0-0-0	-----	*3-0-3-0	-----	-----	*4-1-1-2	*3-0-0-0	*4-0-0-0	*4-0-0-0	-----	*4-1-2-0
2-16	William & Mary	*4-0-2-0	-----	3-0-1-0	*4-0-1-0	1-0-0-0	*3-1-1-0	-----	2-0-1-0	*3-1-2-1	*4-0-1-1	*4-0-0-0	*2-0-0-0	-----	*4-0-1-0
2-17	William & Mary	*4-0-1-0	*3-2-2-2	1-1-1-0	*4-2-2-0	1-0-0-0	*3-2-1-1	1-1-1-1	*2-1-1-0	*4-0-0-1	*3-1-1-0	*4-0-1-1	1-0-0-0	1-1-1-1	*4-1-2-4
2-23	Wright State ⁽¹⁾	*3-0-2-1	*4-0-0-0	-----	*1-2-0-0	-----	*4-0-1-0	-----	*2-0-0-0	*2-1-0-1	*3-0-1-0	*3-1-0-0	1-0-1-0	-----	*4-1-2-2
2-23	Wright State ⁽²⁾	*3-1-0-0	*3-0-1-2	0-0-0-0	*4-1-2-0	-----	*3-1-0-0	-----	1-0-0-0	*4-1-2-1	*4-0-0-0	*3-1-2-2	*2-0-0-0	1-0-0-0	*4-1-3-1
2-24	Wright State	*4-0-1-2	*2-1-1-0	1-0-0-0	*3-1-1-0	-----	*4-2-1-0	1-0-0-0	*2-0-0-0	*3-1-1-2	*3-0-0-0	*3-1-1-1	1-0-0-0	0-0-0-0	*3-1-1-0
2-27	Winthrop	*5-0-0-0	1-0-1-1	2-0-1-0	*4-0-0-0	-----	*5-1-1-0	-----	*3-0-1-0	*4-0-0-1	*3-1-1-0	*5-0-0-0	1-0-0-0	-----	*5-0-1-0
3- 1	South Carolina	*3-0-0-0	*3-0-1-0	*2-0-0-0	*4-0-1-0	-----	*4-0-0-0	-----	-----	*3-0-0-0	*3-0-0-0	*3-0-0-0	-----	-----	*4-0-1-0
3- 2	# South Carolina	*4-1-2-0	*3-1-1-1	-----	*5-1-2-1	-----	*4-1-2-2	-----	*5-0-1-0	*3-0-0-0	*4-1-2-1	*4-0-0-0	0-0-0-0	-----	*4-1-1-1
3- 3	South Carolina	*3-0-0-0	*3-0-1-0	1-0-0-0	*4-0-0-0	1-0-0-0	*3-0-1-0	-----	*3-0-0-0	*3-0-0-0	*2-0-0-0	*3-0-1-0	-----	-----	*4-0-0-0
3- 6	Wofford	*3-2-3-0	*3-0-0-0	0-0-0-0	*4-2-2-0	-----	*2-0-1-4	1-0-0-0	1-0-0-0	*3-2-3-3	*4-0-0-0	*3-0-0-0	*3-0-0-0	1-0-0-0	*1-3-1-0
3- 8	* N.C. State	*4-1-1-0	*5-3-4-5	-----	*3-0-0-0	-----	*4-2-1-1	-----	*4-1-1-2	*3-2-0-0	*5-0-1-0	*5-1-3-1	0-0-0-0	-----	*5-0-0-0
3- 9	* N.C. State	*4-0-2-0	*2-1-0-0	1-0-0-0	*2-2-1-4	-----	*5-1-1-0	-----	*3-1-0-0	*3-0-0-0	*2-1-0-0	*4-1-1-1	0-0-0-0	-----	*5-0-1-1
3-10	* N.C. State	*5-0-1-0	*4-0-1-0	1-0-0-0	*3-0-1-0	-----	*4-0-1-0	-----	*4-1-2-0	*3-0-2-0	*3-0-1-0	*4-0-0-0	-----	-----	*4-0-1-1
3-13	Charleston Southern	*4-1-1-0	*3-0-0-0	1-0-0-0	*3-1-0-0	-----	*3-0-0-0	-----	*2-0-0-0	*3-1-1-0	*3-0-1-1	*2-0-1-0	0-0-0-0	-----	*3-0-0-1
3-15	* Virginia	*4-0-1-0	*5-2-1-0	-----	*4-1-1-0	-----	*5-0-1-1	-----	*3-0-0-0	*4-1-1-3	*4-0-0-0	*5-0-2-0	1-0-1-0	-----	*5-1-2-1
3-16	* Virginia	*3-0-0-0	*5-2-3-4	-----	*4-3-2-0	-----	*4-1-2-1	-----	-----	*4-0-2-1	*4-0-0-0	*4-0-0-0	*1-0-0-1	-----	*5-1-2-0
3-17	* Virginia	*4-0-0-0	*5-0-1-0	-----	*4-0-2-1	-----	*5-0-0-0	-----	-----	*5-2-2-0	*4-1-2-1	*4-1-1-1	*4-1-3-1	-----	*5-0-3-1
3-19	Morehead State	*2-3-1-0	*4-1-2-4	-----	*4-1-3-1	-----	*5-1-2-1	-----	-----	*4-0-0-0	*2-2-1-2	*4-1-1-0	*4-1-2-1	0-0-0-0	*4-0-0-1
3-20	Morehead State	*4-0-0-0	*2-2-2-1	-----	*4-0-0-0	-----	*4-1-2-0	-----	-----	*2-0-0-0	*3-1-2-0	*4-0-2-3	*4-0-0-0	-----	*2-1-1-0
3-22	* Duke	*4-1-0-1	*4-0-2-1	1-0-0-0	*4-2-4-1	-----	*4-0-2-1	1-0-0-0	1-0-0-0	*2-0-1-0	*4-0-1-1	*4-2-2-0	*3-1-1-0	0-0-0-1	*4-1-1-0
3-23	* Duke ⁽¹⁾	*3-1-1-1	*4-0-2-2	-----	*3-2-1-0	-----	*5-1-1-0	-----	-----	*3-1-2-0	*4-1-1-1	*4-1-1-0	*5-0-1-2	-----	*5-1-2-1
3-23	* Duke ⁽²⁾	*2-0-1-0	*2-0-0-0	2-0-0-0	*2-0-0-1	2-1-1-0	*3-0-0-0	1-0-0-0	1-0-0-0	*1-0-0-0	*3-0-1-0	*3-0-2-0	*2-0-0-0	1-0-0-0	*4-0-0-0
3-26	Georgia	*4-1-0-1	*5-1-1-0	1-0-0-0	*4-0-0-0	-----	*5-1-3-2	-----	-----	*4-2-2-0	*4-0-0-0	*4-1-2-4	*5-2-4-0	-----	*4-1-1-0
3-27	Georgia	*4-0-0-0	*3-1-1-0	-----	*3-0-0-0	-----	*5-0-1-1	-----	-----	*3-0-1-0	*3-1-1-1	*3-1-1-1	*3-0-1-0	-----	*4-0-1-0
3-30	* North Carolina	*4-0-1-0	*4-0-1-0	1-0-0-0	*4-1-1-0	-----	*4-0-2-1	-----	-----	*4-0-1-0	*4-0-1-0	*4-0-1-0	*4-2-3-0	-----	*4-0-0-1
3-31	* North Carolina ^N	*2-0-0-0	*4-0-2-1	3-0-0-0	*4-0-0-0	-----	*4-1-1-0	-----	1-0-0-0	*4-1-2-0	*3-0-1-0	*4-0-0-0	*4-0-0-0	-----	*1-0-0-0
4- 1	* North Carolina	*5-1-1-0	*6-1-1-1	*4-0-0-0	*5-0-1-2	-----	*5-0-0-0	-----	-----	*3-1-2-0	*5-1-2-1	*5-1-1-0	*5-0-2-0	-----	0-0-0-0
4- 3	Gardner-Webb	*1-0-0-0	*3-1-2-2	-----	*4-1-3-0	*3-0-1-1	*4-1-2-0	-----	0-0-0-0	*4-1-2-0	*4-0-0-0	*4-0-0-0	*5-0-0-0	-----	-----
4- 5	* Boston College	*3-1-1-0	*4-2-1-0	-----	*3-1-0-0	*4-0-2-3	*5-0-0-1	-----	-----	*4-1-2-1	*4-1-1-0	*5-0-0-0	*5-1-3-1	-----	-----
4- 6	* Boston College	*3-0-1-0	*4-0-0-2	1-0-0-0	*4-2-2-0	*2-1-1-1	*3-1-1-0	1-0-0-0	1-0-0-0	*4-1-2-2	*4-0-1-0	*4-1-1-1	*4-2-2-0	1-1-1-0	-----
4- 7	* Boston College	*3-0-0-0	*4-0-0-0	-----	-----	2-0-1-0	*4-1-1-0	-----	-----	*4-0-0-0	*4-0-2-0	*4-0-1-1	*3-0-3-0	*3-0-1-0	*3-0-0-0
4- 9	Western Carolina	*3-0-2-0	*5-1-1-0	-----	*6-1-2-0	1-0-0-0	*3-3-1-0	-----	-----	*4-1-1-0	*3-1-2-2	*4-3-3-4	*6-0-1-1	-----	*3-2-1-2
4-10	Presbyterian College	*3-0-0-0	*5-1-2-1	-----	*5-0-0-0	*2-0-1-0	*4-0-3-0	-----	-----	*3-1-1-1	*5-1-4-1	*2-1-0-0	*2-1-1-1	-----	*3-0-0-0
4-12	* Wake Forest	0-0-0-0	*4-1-2-1	1-0-1-0	*4-1-1-1	*4-1-2-1	*4-1-1-1	1-0-0-0	0-0-0-0	*2-1-1-0	*3-1-1-0	*3-1-1-0	*4-1-2-1	0-0-0-0	*3-0-1-1
4-13	* Wake Forest	0-0-0-0	*4-0-0-0	-----	*3-0-0-0	*3-0-0-0	*3-1-0-0	-----	-----	*3-0-2-0	*3-0-2-1	*3-0-0-0	*2-0-0-0	-----	*4-0-1-0
4-14	* Wake Forest	*3-0-0-0	*5-2-1-0	-----	*5-1-1-0	-----	*5-1-3-4	-----	-----	*6-1-2-1	*3-0-0-0	*5-0-0-0	*5-0-2-0	-----	*5-1-3-1
4-19	* Miami (FL)	*3-0-1-0	*4-0-0-0	-----	*4-0-1-1	-----	*3-0-1-0	-----	-----	*4-0-0-0	*3-0-0-0	*2-1-0-0	*4-0-1-0	-----	*3-0-1-0
4-20	* Miami (FL)	-----	*4-0-2-0	*3-0-0-0	*4-0-0-0	1-0-0-0	*2-0-0-0	-----	-----	*4-0-0-0	*3-0-1-0	*3-0-1-1	*4-0-0-0	-----	*3-1-0-0
4-21	* Miami (FL)	*3-0-0-0	*4-0-0-0	-----	*4-0-0-0	-----	*4-0-0-0	-----	-----	*4-0-1-0	*3-0-0-0	*3-0-1-0	*4-0-1-0	-----	*4-0-3-0
4-24	Western Carolina	1-0-1-0	*4-2-3-4	2-0-0-0	*3-0-0-0	*2-1-1-0	*3-2-2-0	2-0-0-0	2-0-0-0	*3-2-2-1	*4-0-1-1	*4-1-2-1	*3-2-2-0	2-0-2-1	*3-2-1-1
4-26	* Georgia Tech ⁽¹⁾	0-1-0-1	*4-1-1-1	1-1-1-0	*4-0-0-1	*3-0-1-0	*3-2-2-0	0-0-0-0	2-3-1-0	*3-0-0-0	*3-1-3-2	*3-1-2-3	*4-0-0-1	1-0-0-0	*5-1-2-1
4-26	* Georgia Tech ⁽²⁾	-----	*5-1-2-1	-----	*4-1-1-1	*4-0-0-0	*4-1-0-0	-----	1-0-0-0	*4-0-0-0	*5-0-2-1	*4-1-0-0	*2-0-0-0	-----	*4-0-0-0
4-27	* Georgia Tech	-----	*4-2-1-0	-----	*4-0-1-1	-----	*5-0-0-0	-----	*5-2-3-4	*3-2-1-0	*4-2-2-1	*3-0-2-2	*5-1-2-0	-----	*3-0-1-0
5- 4	* Maryland	*3-0-2-0	*4-0-0-0	2-0-0-0	*2-0-1-0	-----	*2-1-0-0	-----	0-0-0-0	*4-1-1-2	*4-0-0-0	*1-0-0-0	*4-0-0-0	-----	*4-0-0-0
5- 6	* Maryland ⁽¹⁾	0-0-0-0	*2-0-0-1	-----	*2-1-0-0	-----	*3-0-0-0	-----	*4-0-0-0	*2-1-1-0	*4-0-0-0	*3-0-2-1	*3-0-0-0	-----	*4-1-2-1
5- 6	* Maryland ⁽²⁾	*2-0-0-0	*4-2-2-1	0-0-0-1	*2-0-1-2	-----	*4-2-2-0	-----	-----	*5-2-2-1	*4-2-2-2	*3-0-1-2	*3-0-0-0	-----	*5-1-2-0
5- 8	# Furman ⁽¹⁾	1-0-0-0	*3-0-0-0	0-0-0-0	*4-3-3-2	0-0-0-0	*6-0-2-3	1-0-0-0	*6-1-2-3	*4-1-3-1	*2-1-0-0	*2-3-1-1	*1-2-0-0	1-1-0-0	*4-1-3-4
5- 8	# Furman ⁽²⁾	1-1-1-1	*3-0-0-0	1-0-0-1	*4-0-1-1	1-0-0-0	*6-0-2-0	0-1-0-0	*4-2-2-1	*3-3-1-1	*3-2-1-1	*4-2-4-3	*2-0-0-0	0-0-0-0	*4-1-2-1
5-10	Georgia Southern	0-0-0-0	*3-1-2-2	1-0-0-0	*1-1-0-0	0-0-0-0	*3-0-0-0	1-0-0-0	*3-1-0-0	*2-1-2-1	*4-1-1-1	*4-0-1-1	1-0-1-0	*3-0-2-2	*3-2-0-0
5-11	Georgia Southern	0-0-0-0	*4-2-2-1	0-0-0-0	*3-0-1-1	1-0-0-0	*4-1-3-0	1-0-0-0	*3-1-1-1	*4-1-2-1	*4-0-2-0	*3-1-0-0	0-0-0-0	*4-0-0-0	*2-1-1-0
5-12	Georgia Southern	1-0-0-0	*3-2-2-1	1-0-0-0	*3-1-2-1	0-1-0-0	*5-0-2-0	1-0-1-1	*4-2-2-2	*4-1-1-1	*4-1-2-2	*3-1-1-1	*3-0-0-1	1-0-0-0	*2-2-1-1
5-14	USC Upstate	-----	*5-1-1-0	*3-2-2-3	*4-2-1-1	0-0-0-0	*5-0-0-0	-----	*5-0-1-1	*3-1-1-0	*3-2-0-0	-----	*2-0-0-1	0-0-0-0	*5-0-2-2
5-16	* Florida State	0-0-0-0	*1-1-0-0	-----	*3-1-1-2	-----	*5-2-2-0	-----	*4-0-0-0	*5-1-2-2	*5-0-1-1	*4-1-2-0	*4-0-1-1	-----	*5-2-2-1
5-17	* Florida State	-----	*4-0-1-0	-----	*3-0-1-0	-----	*4-0-1-0	-----	*4-0-0-0	*2-0-0-1	*4-0-0-0	*2-0-0-0	*3-0-0-0	-----	*4-1-3-0
5-18	* Florida State	1-0-0-0	*5-0-2-0	1-0-1-0	*3-0-2-0	1-0-0-0	*5-0-2-1	-----	*3-1-1-0	*5-0-1-0	*3-0-1-0	*4-0-3-0	*3-0-0-0	0-0-0-0	*5-0-0-0
5-22	+ N.C. State	-----	*4-1-3-1	1-0-0-0	*2-0-0-0	-----	*4-0-1-0	-----	*4-1-2-0	*4-1-0-0	*4-0-0-0	*3-0-1-0	*2-0-0-0	0-0-0-0	*4-0-1-0
5-24	+ North Carolina	-----	*6-0-0-0	1-0-0-0	*3-2-0-0	-----	*7-0-1-2	-----	*7-1-2-1	*5-2-3-0	*4-0-1-1	*6-2-2-0	1-0-0-0	*3-0-2-2	*8-0-0-0
5-25	+ Miami (FL)	-----	*3-0-1-0	1-0-0-0	*2-0-0-0	1-0-0-0	*3-0-2-0	-----	*4-0-1-0	*3-0-0-0	*2-0-0-0	*3-0-0-0	0-0-0-0	*2-0-0-0	*4-0-0-0
5-31	\$ Liberty	-----	*4-0-0-0	*3-0-0-0	*4-2-1-0	1-0-0-0	*4-1-3-2	-----	*3-0-0-0	*4-0-1-1	*4-0-0-0	-----	0-0-0-0	*2-0-0-0	*4-0-1-0
6- 1	\$ Saint Louis	0-0-0-0	*3-1-0-0	*5-1-2-1	*4-1-1-0	*4-0-1-0	*5-0-1-0	-----	1-1-0-1	*5-2-3-1	*3-1-0-0	-----	*4-1-0-0	-----	*5-2-2-5
6- 2	\$ Liberty	-----	*4-0-3-1	*3-0-0-0	*5-0-1-0	*4-0-0-0	*4-1-2-0	-----	-----	*4-0-0-0	*3-0-1-0	-----	*2-0-1-0	-----	*4-0-0-0

* - ACC regular-season game; # - Greenville, SC (Fluor Field); + - ACC Tournament at Durham, NC; \$ - NCAA Regional at Columbia, SC; ^N - due to inclement weather, game was completed on Apr. 1; * - start; Note: **Bold** denotes a Clemson home game.



THOMAS BRITTLE WAS SECOND ON THE 2013 TEAM IN RUNS (44).

CAREER INDIVIDUAL GAME-BY-GAME PITCHING STATS


#43 PATRICK ANDREWS, RHP

2012 • FR.										
Date	Opponent	IP	H	R	ER	BB	SO	Dec		
2-25	Maine	1.0	0	0	0	1	3			
3- 3	South Carolina	2.1	3	2	2	0	2			
3- 7	Holy Cross	1.0	1	0	0	0	2			
3-10	*North Carolina	1.1	0	0	0	1	0			
3-11	*North Carolina	1.0	1	2	2	2	0			
3-20	Elon	2.0	3	1	1	1	3			
3-24	*Virginia	^1.0	0	0	0	0	0			
3-27	Georgia	1.1	0	0	0	0	2			
3-28	Presbyterian College	^0.1	0	0	0	0	1			
3-31	*Miami (FL)	^2.0	1	0	0	0	1	S		
4- 4	Western Carolina	1.0	3	4	0	1	1	L		
4- 7	*Duke	^2.2	3	1	1	0	1	S		
4-11	Georgia	0.2	2	2	2	2	2	L		
4-14	*N.C. State	^1.2	0	0	0	0	2			
4-17	Charleston Southern	^0.2	1	0	0	0	0	W		
4-24	Coastal Carolina	1.1	2	4	4	1	2	L		
5- 6	College of Charleston	0.0	2	3	3	1	0			
5-14	*Florida State ⁽²⁾	^6.2	6	3	3	5	2			
5-19	*Wake Forest	0.0	1	0	0	0	0			
5-25	+Florida State	^1.1	0	0	0	0	1	W		

2013 • SO.										
Date	Opponent	IP	H	R	ER	BB	SO	Dec		
2-16	William & Mary	^3.0	5	4	4	1	3	L		
2-23	Wright State ⁽²⁾	1.1	0	0	0	2	0			
3- 6	Wofford	3.0	2	1	0	1	0			
3-17	*Virginia	0.2	1	0	0	0	1			
3-23	*Duke ⁽²⁾	^1.0	0	0	0	0	0			
3-26	Georgia	^2.0	2	0	0	0	0			
4- 6	*Boston College	^2.0	1	0	0	0	0			
4- 9	Western Carolina	1.1	0	0	0	0	2	W		
4-10	Presbyterian College	2.0	1	1	1	0	1			
4-12	*Wake Forest	1.0	0	0	0	0	0			
4-13	*Wake Forest	1.0	1	0	0	0	1			
4-20	*Miami (FL)	^1.0	0	0	0	1	0			
4-26	*Georgia Tech ⁽²⁾	3.2	2	1	1	1	3			
5- 6	*Maryland ⁽¹⁾	2.0	3	1	1	0	2			
5- 8	#Furman ⁽¹⁾	1.0	2	2	0	0	0			
5-11	Georgia Southern	1.0	0	0	0	0	0			
5-14	USC Upstate	1.0	0	0	0	0	0			
5-16	*Florida State	0.2	0	0	0	1	1			
5-18	*Florida State	1.1	3	2	2	0	0			
5-22	+N.C. State	^1.2	0	0	0	1	0			
5-24	+North Carolina	2.0	4	0	0	1	5			
5-31	\$Liberty	1.0	2	3	3	1	2			
6- 2	\$Liberty	^3.0	1	0	0	0	4			

#27 KYLE BAILEY, LHP

2012 • FR.										
Date	Opponent	IP	H	R	ER	BB	SO	Dec		
4- 4	Western Carolina	^1.0	2	0	0	0	1			
4-15	*N.C. State	0.0	0	0	0	1	0			



MATT CAMPBELL HAD A TEAM-HIGH SEVEN SAVES IN 2013.

#42 CLAY BATES, RHP

2012 • FR.										
Date	Opponent	IP	H	R	ER	BB	SO	Dec		
2-18	UAB ⁽¹⁾	^1.0	1	0	0	1	0			
2-25	Maine	^1.0	3	1	1	0	0			
3-21	#Elon	0.1	1	0	0	0	0			
3-27	Georgia	^1.0	2	1	1	0	1			
4- 4	Western Carolina	0.2	4	3	3	0	0			
4-11	Georgia	1.2	0	0	0	0	2			
5- 6	College of Charleston	^2.0	0	0	0	0	0			
5- 8	Tennessee Tech	0.2	2	2	2	0	0			
5-14	*Florida State ⁽¹⁾	0.1	0	0	0	1	0			

2013 • SO.										
Date	Opponent	IP	H	R	ER	BB	SO	Dec		
2-15	William & Mary	1.1	2	0	0	0	0	W		
2-23	Wright State ⁽²⁾	^1.0	2	0	0	0	1			
3- 1	South Carolina	0.2	1	2	0	1	0			
3-10	*N.C. State	0.2	1	2	2	1	1			
3-15	*Virginia	0.0	0	0	0	1	0			
3-19	Morehead State	2.0	1	2	2	2	1			
4-24	Western Carolina	0.1	0	0	0	0	0			
5- 4	*Maryland	^1.0	0	0	0	1	0			
5- 8	#Furman ⁽¹⁾	^2.0	1	0	0	0	1			
5-10	Georgia Southern	^1.0	1	0	0	0	0			

#29 JACKSON CAMPANA, RHP

2013 • FR.										
Date	Opponent	IP	H	R	ER	BB	SO	Dec		
2-23	Wright State ⁽²⁾	2.0	1	0	0	1	0			
3- 3	South Carolina	0.1	1	1	1	2	0			
3-23	*Duke ⁽²⁾	1.0	1	1	1	2	0			
4-24	Western Carolina	^1.0	2	0	0	0	1			
5- 8	#Furman ⁽²⁾	^2.0	0	0	0	2	2			
5-11	Georgia Southern	^1.0	1	0	0	1	2			
5-25	+Miami (FL)	^2.0	4	2	1	0	1			
5-31	\$Liberty	^1.0	1	0	0	0	2			

#36 MATT CAMPBELL, RHP

2011 • FR.										
Date	Opponent	IP	H	R	ER	BB	SO	Dec		
2-26	Charleston Southern	2.0	0	0	0	1	2			
3-19	*Duke	1.0	0	0	0	0	3			
3-20	*Duke	^1.2	0	0	0	0	1			
3-22	Elon	0.2	1	0	0	1	0			
3-25	*N.C. State	1.2	2	1	1	1	1			
3-29	Georgia	1.0	1	1	1	0	1			
4- 2	*North Carolina	0.0	1	2	2	1	0			
4- 6	Western Carolina	0.1	0	0	0	1	1			
4-23	*Wake Forest	^2.1	0	1	0	2	4			
5- 7	Gardner-Webb ⁽²⁾	^1.0	1	0	0	0	2			
5-10	#Furman	^1.2	0	0	0	3	1	S		
5-14	*Virginia Tech ⁽²⁾	^2.0	0	0	0	3	3	S		
5-17	Davidson	^1.0	1	0	0	0	2			
5-19	*Florida State	2.0	2	1	1	0	1			
5-28	+N.C. State	2.1	1	0	0	0	1	W		
6- 6	\$Connecticut	2.2	2	3	3	2	2			

2012 • SO.										
Date	Opponent	IP	H	R	ER	BB	SO	Dec		
2-17	UAB	3.0	4	1	1	0	3	L		
2-24	Maine	2.0	4	2	2	0	1			
3- 2	% South Carolina	3.1	1	0	0	0	3			
3- 9	*North Carolina	2.0	1	0	0	2	2			
3-11	*North Carolina	2.0	3	2	1	2	1	L		
3-16	*Boston College	^2.0	1	1	1	1	3	S		
3-21	#Elon	^1.0	0	0	0	0	1	S		
3-23	*Virginia	^0.1	1	0	0	1	1			
3-25	*Virginia	0.0	0	0	0	1	0			
3-27	Georgia	1.1	0	0	0	0	0			
3-30	*Miami (FL)	4.0	1	0	0	0	7	W		
4-24	Coastal Carolina	2.0	3	1	1	2	3			
4-27	*Georgia Tech	2.1	0	1	1	2	4			

2013 • JR.										
Date	Opponent	IP	H	R	ER	BB	SO	Dec		
2-15	William & Mary	^0.2	0	0	0	0	1	S		
2-23	Wright State ⁽¹⁾	^0.1	1	0	0	0	0	S		
2-27	Winthrop	^1.1	1	1	0	0	2	L		
3- 2	#South Carolina	^2.0	2	1	1	1	3	S		
3- 9	*N.C. State	^1.0	0	0	0	1	1	S		
3-10	*N.C. State	^0.1	0	0	0	0	0			
3-15	*Virginia	1.0	3	2	2	0	0			
3-19	Morehead State	^1.0	0	0	0	1	1			

3-23	*Duke ⁽²⁾	0.1	2	5	5	3	0			
4- 3	Gardner-Webb	^1.0	0	0	0	1	2	S		
4- 7	*Boston College	^2.2	0	0	0	0	3	S		
4-10	Presbyterian College	^1.0	0	0	0	0	2	W		
4-12	*Wake Forest	^2.0	0	0	0	0	2			
4-14	*Wake Forest	0.2	0	0	0	1	1			
4-19	*Miami (FL)	1.0	1	0	0	0	0			
4-21	*Miami (FL)	0.2	0	0	0	0	0			
4-26	*Georgia Tech ⁽¹⁾	1.0	1	0	0	0	2			
4-27	*Georgia Tech	^1.2	2	2	2	0	5			
5- 6	*Maryland ⁽²⁾	^2.0	1	0	0	1	2	S		
5-10	Georgia Southern	0.2	0	0	0	0	1			
5-14	USC Upstate	1.0	2	0	0	0	2			
5-16	*Florida State	^2.0	0	0	0	2	3			
5-18	*Florida State	1.2	0	1	1	1	1			
5-24	+North Carolina	1.0	3	4	4	1	1			

#44 MATTHEW CROWNOVER, LHP

2013 • FR.										
Date	Opponent	IP	H	R	ER	BB	SO	Dec		
2-16	William & Mary	0.2	2	2	2	1	0			
2-27	Winthrop	•3.0	1	1	1	1	4			
3- 6	Wofford	•5.0	3	1	1	0	3	W		
3-13	Charleston Southern	•6.0	3	0	0	0	2	W		
3-19	Morehead State	•3.0	5	3	3	0	0			
3-26	Georgia	•5.0	4	1	1	2	4	W		
4- 1	* North Carolina	•4.2	7	3	3	2	2			
4- 7	* Boston College	•6.1	4	0	0	1	4	W		
4-13	* Wake Forest	•5.1	5	0	0	3	4	W		
4-20	* Miami (FL)	•4.1	7	2	0	1	0	L		
4-26	* Georgia Tech ⁽²⁾	•5.1	6	2	2	1	6			
5- 6	* Maryland ⁽²⁾	•6.0	4	0	0	1	2	W		
5-11	Georgia Southern	•7.0	3	0	0	3	8	W		
5-17	* Florida State	•4.1	5	2	2	0	3	L		
6- 2	\$ Liberty	•4.0	5	2	2	1	3			

CAREER INDIVIDUAL GAME-BY-GAME PITCHING STATS

2011 • SO.

Date	Opponent	IP	H	R	ER	BB	SO	Dec
2-19	Eastern Michigan	1.0	3	3	3	2	1	
2-25	Cincinnati	2.0	0	0	0	1	0	
3-4	South Carolina	2.1	3	2	2	1	1	
3-12	* Virginia	3.1	3	3	0	0	1	
3-20	* Duke	-6.2	3	2	0	1	5	W
3-27	* N.C. State	-5.0	3	2	2	6	5	W
4-3	* North Carolina	-5.0	4	4	3	5	3	
4-9	* Maryland	-6.0	2	0	0	4	5	W
4-16	* Boston College ⁽¹⁾	-2.1	5	3	2	1	3	
4-23	* Wake Forest	-2.0	2	3	3	4	1	L
5-7	Gardner-Webb ⁽¹⁾	-1.0	1	0	0	0	0	
5-10	# Furman	3.0	3	0	0	0	4	W
5-14	* Virginia Tech ⁽¹⁾	2.0	2	0	0	0	1	
5-17	Davidson	1.0	0	0	0	1	2	
5-26	+ Florida State	1.1	2	1	1	0	1	
6-3	* Sacred Heart	-6.0	6	1	1	1	5	W

2012 • JR.

Date	Opponent	IP	H	R	ER	BB	SO	Dec
2-18	UAB ⁽¹⁾	1.0	3	1	1	0	2	
2-24	Maine	-1.1	1	0	0	1	1	
2-26	Maine	2.0	1	0	0	0	4	
3-4	South Carolina	-4.0	3	1	1	2	4	W
3-9	* North Carolina	-1.2	0	0	0	0	3	
3-10	* North Carolina	0.0	0	0	0	2	0	
3-14	Western Carolina	3.1	2	0	0	3	3	
3-18	* Boston College	-2.1	3	0	0	2	2	
3-25	* Virginia	-1.2	0	0	0	2	2	
3-30	* Miami (FL)	-1.1	0	0	0	0	2	S
4-1	* Miami (FL)	-2.1	3	0	0	2	0	
4-6	* Duke	-5.0	3	0	0	5	2	W
4-11	Georgia	-1.0	1	0	0	0	1	
4-13	* N.C. State	-6.1	2	3	1	3	4	W
4-20	* Maryland	-2.0	5	4	4	1	2	W
4-24	Coastal Carolina	0.2	2	0	0	0	1	
4-27	* Georgia Tech	0.0	2	2	2	2	0	
5-7	College of Charleston	-3.2	1	0	0	1	3	
5-14	* Florida State ⁽¹⁾	-2.2	5	2	2	2	3	S
5-18	* Wake Forest	-0.1	0	0	0	0	0	
5-24	+ Virginia	-0.1	0	0	0	1	0	
5-26	+ Georgia Tech	6.1	4	1	0	3	2	
6-2	\$ South Carolina	0.0	2	1	1	0	0	
6-3	\$ Coastal Carolina	-2.0	1	0	0	1	3	S

2013 • SR.

Date	Opponent	IP	H	R	ER	BB	SO	Dec
2-17	William & Mary	-7.0	2	1	1	1	5	W
2-24	Wright State	-8.0	5	0	0	2	4	W
3-4	South Carolina	-6.0	8	6	1	1	3	L
3-10	* N.C. State	-6.2	8	2	1	1	3	L
3-17	* Virginia	-5.0	9	6	6	2	5	L
3-23	* Duke ⁽²⁾	-3.1	8	6	6	2	3	L
3-27	Georgia	-1.2	0	0	0	1	1	
4-1	* North Carolina	-4.2	3	0	0	2	1	W
4-9	Western Carolina	-1.0	1	0	0	0	1	S
4-13	* Wake Forest	-2.0	0	0	0	0	2	S
4-14	* Wake Forest	-3.0	1	0	0	1	4	W
4-19	* Miami (FL)	-1.0	0	0	0	0	0	S
4-21	* Miami (FL)	-1.0	3	1	0	0	0	
4-26	* Georgia Tech ⁽²⁾	-2.0	2	0	0	2	1	W
5-6	* Maryland ⁽¹⁾	-1.0	2	0	0	0	3	S
5-12	Georgia Southern	-1.0	2	1	0	0	0	
5-14	USC Upstate	-1.0	1	1	1	1	1	W
5-18	* Florida State	-1.0	1	0	0	0	1	
5-24	+ North Carolina	5.0	7	6	6	2	3	L

#23 DANIEL GOSSETT, RHP

2012 • FR.

Date	Opponent	IP	H	R	ER	BB	SO	Dec
2-17	UAB	-1.0	0	0	0	1	0	
2-26	Maine	-1.0	0	0	0	1	1	S
3-2	% South Carolina	-1.2	3	2	2	1	3	L
3-7	Holy Cross	-1.0	1	0	0	0	0	
3-10	* North Carolina	0.0	2	3	3	1	0	L
3-14	Western Carolina	-3.1	6	4	4	1	4	
3-21	# Elon	-7.0	3	2	2	2	10	W
3-27	Georgia	-5.0	6	4	4	3	4	W
4-3	Winthrop	-7.0	3	0	0	0	13	W
4-8	* Duke	-2.0	2	0	0	0	2	S
4-11	Georgia	-4.1	5	6	6	5	4	
4-17	Charleston Southern	-5.0	4	2	2	2	4	
4-24	Coastal Carolina	-4.0	5	4	4	2	3	
4-29	* Georgia Tech	-5.1	3	4	4	3	7	W
5-5	College of Charleston	-4.1	3	1	1	1	8	W
5-12	* Florida State	-4.0	2	0	0	5	3	W



5-18	* Wake Forest	-7.1	6	2	2	2	7	L
5-24	+ Virginia	-6.2	4	1	1	6	6	
6-2	\$ South Carolina	-7.0	4	2	2	3	8	

2013 • SO.

Date	Opponent	IP	H	R	ER	BB	SO	Dec
2-15	William & Mary	-6.2	4	0	0	1	6	
2-23	Wright State ⁽¹⁾	-5.0	6	1	1	2	6	W
3-1	South Carolina	-6.1	3	4	1	4	4	L
3-8	* N.C. State	-6.2	5	4	2	4	9	W
3-15	* Virginia	-7.0	5	2	2	0	6	
3-22	* Duke	-9.0	5	0	0	0	3	W
3-30	* North Carolina	-3.0	10	8	8	0	1	L
4-5	* Boston College	-6.2	3	5	3	7	7	W
4-12	* Wake Forest	-6.0	8	2	1	2	9	W
4-19	* Miami (FL)	-7.0	3	0	0	2	10	W
4-26	* Georgia Tech ⁽¹⁾	-7.0	5	1	1	2	4	W
5-4	* Maryland	-2.1	5	4	1	2	3	L
5-10	Georgia Southern	-7.1	2	1	1	2	12	W
5-16	* Florida State	-6.0	3	0	0	3	3	W
5-22	+ N.C. State	-6.1	6	6	5	2	6	L
6-1	\$ Saint Louis	-6.0	5	2	2	5	2	W

#15 MIKE KENT, RHP

2010 • FR.

Date	Opponent	IP	H	R	ER	BB	SO	Dec
3-17	Georgia Southern	3.1	2	0	0	1	3	W
3-24	Elon	-4.0	4	3	2	2	1	
4-7	Georgia	-3.0	4	4	4	3	0	
4-14	Western Carolina	0.0	2	4	4	2	0	L
5-14	* Wake Forest	1.0	0	0	0	0	3	
5-16	* Wake Forest	3.2	3	3	3	2	1	

2011 • SO.

Date	Opponent	IP	H	R	ER	BB	SO	Dec
4-6	Western Carolina	0.1	1	2	2	3	0	

2012 • SO.

Date	Opponent	IP	H	R	ER	BB	SO	Dec
2-18	UAB ⁽¹⁾	1.0	2	0	0	0	0	
2-25	Maine	2.0	1	0	0	0	0	
3-2	South Carolina	-0.1	0	0	0	0	0	
3-7	Holy Cross	0.2	1	0	0	1	0	
3-11	* North Carolina	1.0	1	0	0	1	0	
3-20	Elon	-2.0	0	0	0	0	3	
3-23	* Virginia	5.1	5	3	3	3	3	
3-28	Presbyterian College	2.0	3	4	0	1	4	
4-1	* Miami (FL)	0.0	2	2	2	0	0	L
4-4	Western Carolina	3.0	4	1	1	1	0	
4-10	# Furman	-4.0	5	1	1	0	3	S
4-15	* N.C. State	-1.2	0	0	0	0	2	
4-17	Charleston Southern	1.1	2	0	0	0	1	
4-21	* Maryland ⁽¹⁾	-3.1	3	0	0	0	2	S
4-28	* Georgia Tech	-5.0	4	1	1	0	1	W
5-5	College of Charleston	0.2	1	0	0	0	0	

5-8	Tennessee Tech	-1.2	6	5	5	0	1	
5-15	Furman	-1.1	1	0	0	0	0	
5-17	* Wake Forest	-1.0	0	0	0	1	0	
5-19	* Wake Forest	0.1	0	1	1	1	0	
5-24	+ Virginia	0.2	1	2	2	1	1	L

2013 • JR.

Date	Opponent	IP	H	R	ER	BB	SO	Dec
2-16	William & Mary	0.2	2	2	2	1	0	
3-1	South Carolina	0.2	0	0	0	0	0	
3-15	* Virginia	-1.2	1	1	1	0	3	L
3-19	Morehead State	3.0	3	0	0	0	4	W
3-23	* Duke ⁽²⁾	1.0	0	0	0	0	1	
3-30	* North Carolina	-5.0	9	2	2	0	1	
4-5	* Boston College	0.0	1	0	0	1	0	
4-10	Presbyterian College	0.1	0	0	0	0	0	
4-26	* Georgia Tech ⁽¹⁾	-1.0	2	2	1	0	1	
5-6	* Maryland ⁽²⁾	1.0	0	0	0	0	0	
5-12	Georgia Southern	1.0	2	0	0	0	0	
5-25	+ Miami (FL)	1.1	1	1	0	0	1	
5-31	\$ Liberty	2.0	3	1	1	0	1	

#19 BRODY KOERNER, RHP

2013 • FR.

Date	Opponent	IP	H	R	ER	BB	SO	Dec
2-16	William & Mary	1.1	2	3	2	4	1	
2-27	Winthrop	2.2	2	1	0	1	4	
3-6	Wofford	-1.0	1	0	0	0	1	
3-20	Morehead State	-4.0	4	2	1	3	3	
3-27	Georgia	-4.0	3	2	2	1	3	L
4-10	Presbyterian College	-5.2	6	3	1	2	3	
4-24	Western Carolina	2.0	2	0	0	2	4	
4-27	* Georgia Tech	0.1	0	3	2	2	1	
5-8	# Furman ⁽¹⁾	-6.0	1	0	0	6	7	W
5-14	USC Upstate	-2.1	3	6	5	1	1	

#28 JONATHAN MEYER, RHP

2010 • FR.

Date	Opponent	IP	H	R	ER	BB	SO	Dec
2-20	# Michigan State	1.0	0	0	0	0	1	
2-21	Furman	^2.0	0	0	0	0	1	S
2-26	Wright State	0.1	1	1	1	1	0	
3-3	Dayton	3.0	1	0	0	1	4	
3-6	# South Carolina	0.1	2	2	2	1	0	
3-13	* N.C. State ⁽¹⁾	^1.0	2	1	0	0	2	
3-14	* N.C. State	^2.0	0	0	0	0	0	W
3-16	Charlotte	^0.1	1	0	0	0	0	
3-20	* Virginia Tech ⁽²⁾	^1.1	1	0	0	0	0	S
3-24	Elon	^2.0	3	1	1	1	3	L
3-31	Coastal Carolina	1.0	2	1	1	0	0	
4-4	* Boston College	0.1	4	4	4	0	1	
4-7	Georgia	3.0	3	2	2	0	4	W
4-11	* Duke	^1.0	0	0	0	0	0	
4-21	USC Upstate	1.0	3	3	3	1	1	
5-2	Florida Gulf Coast ⁽²⁾	3.1	2	1	1	1	0	
5-8	* Maryland	2.0	2	0	0	0	2	0
5-11	# Furman	1.0	0	0	0	0	0	1
5-15	* Wake Forest	2.0	3	1	1	0	3	
6-6	* Auburn	1.0	4	3	3	0	2	

CAREER INDIVIDUAL GAME-BY-GAME PITCHING STATS

JOSEPH MOOREFIELD MADE 64 CAREER OUTINGS FROM 2010-13.



#51 JOSEPH MOOREFIELD, LHP

2010 • FR.

Date	Opponent	IP	H	R	ER	BB	SO	Dec
2-28	Wright State	0.1	0	0	0	1	0	
3- 3	Dayton	1.0	0	0	0	0	1	
3-17	Georgia Southern	1.0	1	0	0	1	1	
4- 6	Georgia	^1.0	4	3	3	1	0	
4-18	*Georgia Tech	0.1	0	0	0	2	0	
6-13	¶ Alabama	1.0	0	0	0	0	2	

2011 • SO.

Date	Opponent	IP	H	R	ER	BB	SO	Dec
2-18	Eastern Michigan	^1.0	0	0	0	0	1	
2-25	Cincinnati	^1.0	1	1	0	1	1	
3- 2	Wofford	^0.2	0	0	0	0	0	
3- 4	South Carolina	^0.1	0	0	0	0	0	
3- 6	South Carolina	^2.0	0	0	0	0	2	W
3- 8	# South Carolina	1.1	3	2	2	0	0	
3-16	# Presbyterian College	0.0	0	0	0	1	0	
3-18	* Duke	0.0	3	2	2	1	0	
3-23	Elon	^1.0	1	0	0	0	1	
3-25	* N.C. State	^1.0	1	0	0	0	0	
3-29	Georgia	0.1	0	0	0	0	0	
4- 2	* North Carolina	1.1	1	2	2	0	1	L
4- 6	Western Carolina	1.0	2	0	0	0	0	
4-20	Georgia	0.1	1	1	0	0	1	
4-23	* Wake Forest	0.0	2	0	0	0	0	
4-26	Furman	1.0	1	0	0	0	0	
5- 7	Gardner-Webb ⁽²⁾	0.2	0	0	0	0	0	
5-10	# Furman	0.1	1	0	0	1	0	
5-11	East Tennessee State	^0.1	0	0	0	0	0	
5-14	* Virginia Tech ⁽²⁾	0.1	0	0	0	0	1	W
5-19	* Florida State	0.2	0	0	0	0	1	
5-20	* Florida State	0.1	1	2	2	1	0	
5-26	+ Florida State	0.0	1	1	1	0	0	
5-28	+ N.C. State	0.1	0	0	0	0	0	

2012 • JR.

Date	Opponent	IP	H	R	ER	BB	SO	Dec
3- 7	Holy Cross	0.1	3	3	2	0	0	
3-16	* Boston College	0.1	0	0	0	0	1	
3-18	* Boston College	0.0	1	0	0	0	0	
3-21	# Elon	0.2	1	0	0	0	0	
3-27	Georgia	0.1	0	0	0	0	0	
4- 3	Winthrop	^1.0	0	0	0	1	1	
4- 4	Western Carolina	0.1	2	1	1	0	1	
4-11	Georgia	0.1	0	0	0	0	0	
4-15	* N.C. State	0.1	0	0	0	0	0	
4-17	Charleston Southern	0.0	1	0	0	0	0	
4-24	Coastal Carolina	^1.0	0	0	0	0	1	
5- 5	College of Charleston	0.1	0	0	0	0	1	
5- 8	Tennessee Tech	1.2	4	1	1	1	4	
5-14	* Florida State ⁽¹⁾	0.0	1	2	2	0	0	
5-18	* Wake Forest	0.1	0	0	0	0	0	
5-19	* Wake Forest	0.1	0	0	0	0	1	
5-24	+ Virginia	0.1	0	0	0	0	1	
5-26	+ Georgia Tech	^0.2	0	0	0	0	0	
6- 2	\$ South Carolina	0.1	0	0	0	0	0	

2013 • SR.

Date	Opponent	IP	H	R	ER	BB	SO	Dec
2-15	William & Mary	0.1	0	0	0	0	0	
2-27	Winthrop	0.2	0	0	0	0	2	
3- 1	South Carolina	0.1	1	0	0	1	0	
3- 9	* N.C. State	0.1	0	0	0	0	0	
3-10	* N.C. State	0.0	1	0	0	0	0	
3-15	* Virginia	0.0	0	0	0	1	0	
3-17	* Virginia	0.1	0	0	0	0	0	
3-23	* Duke ⁽²⁾	0.2	1	0	0	0	0	
3-27	Georgia	0.0	1	1	1	0	0	
4-24	Western Carolina	0.2	1	0	0	0	0	
5- 6	* Maryland ⁽²⁾	0.0	2	2	0	0	0	
5-10	Georgia Southern	0.0	0	0	0	2	0	
5-12	Georgia Southern	1.0	0	0	0	0	0	
5-24	+ North Carolina	^0.2	0	0	0	0	0	
5-25	+ Miami (FL)	0.1	0	0	0	1	0	

#21 KEVIN POHLE, RHP

2011 • FR.

Date	Opponent	IP	H	R	ER	BB	SO	Dec
2-19	Eastern Michigan	3.2	5	1	1	0	0	L
3- 2	Wofford	2.2	3	0	0	2	0	W
3-11	* Virginia	0.1	1	0	0	0	0	
3-13	* Virginia	0.0	0	0	0	0	0	
3-19	* Duke	3.0	4	1	1	0	2	W
3-25	* N.C. State	1.0	1	0	0	1	2	

3-29	Georgia	0.1	0	0	0	0	0	W
4- 1	* North Carolina	2.2	1	2	0	1	1	
4- 3	* North Carolina	1.0	0	0	0	1	0	
4-15	* Boston College	^2.0	2	0	0	2	1	
4-23	* Wake Forest	1.2	3	2	2	0	1	
4-26	Furman	1.0	1	0	0	0	1	
5- 7	Gardner-Webb ⁽²⁾	1.0	1	0	0	0	2	
5-11	East Tennessee State	^5.0	3	0	0	1	2	W
5-17	Davidson	^5.0	6	0	0	1	4	W
6- 3	\$ Sacred Heart	2.0	1	0	0	1	1	
6- 6	\$ Connecticut	^0.1	5	3	3	0	0	L

2012 • SO.

Date	Opponent	IP	H	R	ER	BB	SO	Dec
2-18	UAB ⁽²⁾	4.0	2	0	0	2	3	W
2-26	Maine	3.0	4	3	0	0	4	W
3- 4	South Carolina	^5.0	6	4	0	2	5	
3-11	* North Carolina	^6.0	6	2	2	4	2	
3-18	* Boston College	^6.2	7	1	1	0	5	W
3-25	* Virginia	^4.0	4	3	3	4	1	L
4- 1	* Miami (FL)	^6.0	6	1	1	1	3	
4- 8	* Duke	^7.0	4	2	2	1	4	W
4-15	* N.C. State	^4.1	6	6	5	4	0	L
4-21	* Maryland ⁽²⁾	^2.0	2	2	2	2	1	
4-29	* Georgia Tech	^3.2	6	4	3	3	1	
5- 6	College of Charleston	^7.0	6	0	0	1	5	W
5-14	* Florida State ⁽¹⁾	^6.0	6	3	1	1	0	W
5-19	* Wake Forest	^4.2	5	6	5	3	4	L
5-26	+ Georgia Tech	^2.0	6	4	4	0	1	L
6- 1	\$ Coastal Carolina	^5.0	4	2	2	4	1	W

#32 CLATE SCHMIDT, RHP

2013 • FR.

Date	Opponent	IP	H	R	ER	BB	SO	Dec
2-16	William & Mary	^2.2	3	0	0	0	3	
2-23	Wright State ⁽²⁾	^4.0	5	0	0	1	2	W
3- 2	# South Carolina	^7.0	5	2	2	3	5	W
3- 9	* N.C. State	^3.2	8	2	1	2	3	
3-16	* Virginia	^4.0	8	5	5	3	1	
3-23	* Duke ⁽¹⁾	^4.2	9	4	4	1	3	
3-27	Georgia	0.2	1	0	0	0	1	
3-31	* North Carolina ⁽¹⁾	^2.0	5	2	2	1	0	L
4- 6	* Boston College	^7.0	6	2	2	5	2	W
4-14	* Wake Forest	^6.1	7	4	3	3	2	
4-21	* Miami (FL)	^3.2	8	4	4	1	0	L
4-27	* Georgia Tech	^4.0	11	7	4	1	2	L
5- 6	* Maryland ⁽²⁾	0.0	1	3	2	1	0	
5-17	* Florida State	^3.2	0	0	0	0	1	
5-25	+ Miami (FL)	^1.1	3	3	3	2	0	L
6- 2	\$ Liberty	1.0	2	1	1	2	0	

#40 KYLE SCHNELL, RHP

2013 • SO.

Date	Opponent	IP	H	R	ER	BB	SO	Dec
2-16	William & Mary	0.2	2	0	0	0	0	
2-24	Wright State	^1.0	0	0	0	0	0	
2-27	Winthrop	3.1	0	0	0	0	3	
3- 3	South Carolina	1.0	0	0	0	0	0	
3- 8	* N.C. State	^2.1	1	1	1	1	3	
3- 9	* N.C. State	2.2	4	0	0	0	1	W
3-13	Charleston Southern	^1.1	0	0	0	0	1	S
3-15	* Virginia	0.2	2	1	1	0	1	
3-17	* Virginia	^1.0	2	0	0	0	1	
3-23	* Duke ⁽²⁾	1.2	3	1	1	1	1	
4- 1	* North Carolina	1.2	1	1	1	0	0	
4- 3	Gardner-Webb	1.0	1	0	0	1	1	
4- 5	* Boston College	0.2	0	0	0	0	1	
4- 9	Western Carolina	0.1	3	3	0	1	0	
4-21	* Miami (FL)	0.0	2	2	2	0	0	
4-27	* Georgia Tech	2.1	3	0	0	2	2	
5- 4	* Maryland	2.1	2	0	0	1	2	
5- 8	# Furman ⁽²⁾	2.1	0	0	0	0	2	W
5-12	Georgia Southern	1.0	2	2	2	0	0	
5-14	USC Upstate	0.0	2	0	0	0	0	
5-16	* Florida State	0.1	3	2	2	1	1	
5-25	+ Miami (FL)	0.1	0	0	0	0	0	
5-31	\$ Liberty	0.2	0	0	0	0	1	
6- 1	\$ Saint Louis	^3.0	2	0	0	1	1	S

* - ACC regular-season game; # - Greenville, SC (Fluor Field); % - Charleston, SC; + - ACC Tournament; \$ - NCAA Regional; ¶ - NCAA Super Regional; ^ - due to inclement weather, game was completed on Apr. 1; -- start; ^ - finished game; Note: **Bold** denotes a Clemson home game.



2013 SEASON REVIEW

The 2013 Clemson baseball team overcame a slow start with winning streaks of 11 and nine games during the second half of the season to finish with 40 wins. That was quite an accomplishment considering the Tigers did not have a First-Team All-ACC player and started six freshmen in a single game in the Columbia (SC) Regional.


The Tigers had an 18-12 ACC regular-season record in the nation's best conference according to the RPI at WarrenNolan.com. That was due in large part to Clemson not being swept during any of its 14 weekend series. The Tigers were the only ACC Atlantic Division team who could make that claim.

Clemson made its 38th NCAA Tournament appearance overall and 26th in the last 27 years in 2013 under the leadership of Head Coach Jack Leggett. In his 20th season at the helm of the Tiger program, Leggett moved into 11th place in career wins as a head coach at the Division I level and was later inducted into the **ABCA** Hall of Fame in January, a rare feat for an active head coach.

A 40-win season was accomplished against a schedule that was rated #13 in the nation by WarrenNolan.com. More impressive was the fact that Clemson reached the 40-win mark with a roster that had just 17 of 35 players who had played in a game in a Tiger uniform prior to the 2013 season. Four of Clemson's five walkoff hits, tied for most under Leggett, were by freshmen as well. All that enabled the Tigers to finish with a top-25 final ranking for the 16th time in Leggett's 20 seasons as head coach at Clemson.

Clemson's success was due in large part to its 9-4 record in one-run games and 19-9 mark in games decided by three runs or less. The Tigers were just 16-11 after 27 games, but a crucial one-run win at #1 North Carolina on April 1 started the Tigers' 11-game winning streak. Clemson, who later had a nine-game winning streak, won 23 of 27 games from April 1 to May 16. Clemson was 8-1 in one-run games and 12-1 in games decided by three runs or less during that 27-game span.

The strength of the 2013 team was its pitching staff. Clemson's 3.21 ERA was its best mark since 1996, while the staff had eight shutouts, also most since 1996. The freshman pitchers contributed 16 of the team's 40 wins, good



JACK LEGGETT MOVED INTO 11TH PLACE IN CAREER WINS AS A HEAD COACH AT THE DIVISION I LEVEL IN 2013.

for 40 percent. Tiger freshmen also pitched 40 percent of the team's innings.

Offensively, the Tigers had a .276 batting average, but they excelled on the basepaths. Clemson's 111 stolen bases, 16th-most in the nation and most in the ACC, were its most since 2000. It was a team effort on the bases, as no Tiger swiped more than 22 bases. The Tigers were also solid in the field with a .972 fielding percentage, the third-best mark in school history.

Shane Kennedy, a Second-Team All-ACC selection, led the Tiger offense with a .317 batting average. Clemson's predominant designated hitter also led the squad in runs (47), walks (37), on-base percentage (.408), and steals (22) in starting all 62 games. Kennedy's 11-game hitting streak from April to May was the Tigers' longest in 2013 as well.

Clemson's other Second-Team All-ACC selection among position players was second-baseman Steve Wilkerson. It was the second year in a row he earned that honor after

2013 TEAM ACCOMPLISHMENTS

- Had its 49th-consecutive winning season.
- Finished ranked #25 in the nation in the **USA Today** poll.
- Led the ACC and finished 16th in the nation in stolen bases (111).
- Had a 3.21 ERA and 10 shutouts, both of which were Clemson's best marks since 1996.
- Had an 11-game winning streak from April 1-19.
- Had five walkoff hits, tied for most in a season under Head Coach **Jack Leggett**.
- Averaged 4,751 fans per home date, the seventh-highest figure in the nation.

hitting .291 with a team-high 16 doubles, four homers, 37 RBIs, and 10 steals in 2013.

But perhaps Clemson's best hitter was catcher Garrett Boulware, who batted .308 and led the team in homers (8), RBIs (45), and slugging percentage (.476) a year after seeing limited action. For his efforts, he received the Mitchell Award as Clemson's most valuable player.

Outfielder Steven Duggar earned freshman All-America honors by **Collegiate Baseball**. He batted .300 with 15 steals along with totaling a team-high nine outfield assists in starting all 62 games in right field.

Jon McGibbon, who committed just one error at first base, was Clemson's hottest hitter in the latter stages of the season and ended with a .285 batting average, while outfielder Thomas Brittle had 19 stolen bases. Brittle also reached base via a hit or walk in each of the last 20 games, a season-long on-base streak by a Tiger.

The pitching staff was led by righty Daniel Gossett, a Second-Team All-ACC pick who was Clemson's #1 weekend starter all season. The Stowe Award winner as the Tigers' most valuable pitcher, Gossett had a 10-4 record, 2.56 ERA, and .213 opponents' batting average in 98.1 innings pitched over 16 starts. He became the first Tiger since 2002 to record double-digit wins and totaled a 7-2 record along with a 2.67 ERA in 10 ACC regular-season starts.

Lefthander Matthew Crownover joined Duggar on the **Collegiate Baseball** Freshman All-America team. He had a 7-3 record and 2.19 ERA in 70.0 innings pitched over 15 appearances (14 starts). Crownover, who became the first freshman to lead Clemson in ERA since 2003, led the ACC in ERA in league games with a 1.73 mark.

Clemson's second-half resurgence coincided with righthander Scott Firth's move to the bullpen in late March. He pitched his first 18.1 innings out of the bullpen without allowing an earned run. Overall, he had a 6-5 record, four saves, and a 3.23 ERA in 61.1 innings pitched. Firth was

2013 STARTS BY POSITION

PITCHER

#	Player	GS
23	Daniel Gossett	16
44	Matthew Crownover	14
32	Clate Schmidt	11
33	Zack Erwin	6
20	Scott Firth	6
19	Brody Koerner	5
28	Jonathan Meyer	3
43	Patrick Andrews	1

CATCHER

#	Player	GS
30	Garrett Boulware	60
25	Matt Reed	2

FIRST BASE

#	Player	GS
12	Jon McGibbon	58
37	Kevin Bradley	4

SECOND BASE

#	Player	GS
17	Steve Wilkerson	57
13	Jay Baum	5

SHORTSTOP

#	Player	GS
3	Tyler Krieger	62

THIRD BASE

#	Player	GS
13	Jay Baum	32
11	Shane Kennedy	29
37	Kevin Bradley	1

LEFT FIELD

#	Player	GS
18	Tyler Slaton	44
1	Malee Gibson	11
35	Mike Triller	6
11	Shane Kennedy	1

CENTER FIELD

#	Player	GS
4	Thomas Brittle	61
18	Tyler Slaton	1

RIGHT FIELD

#	Player	GS
9	Steven Duggar	62

DESIGNATED HITTER

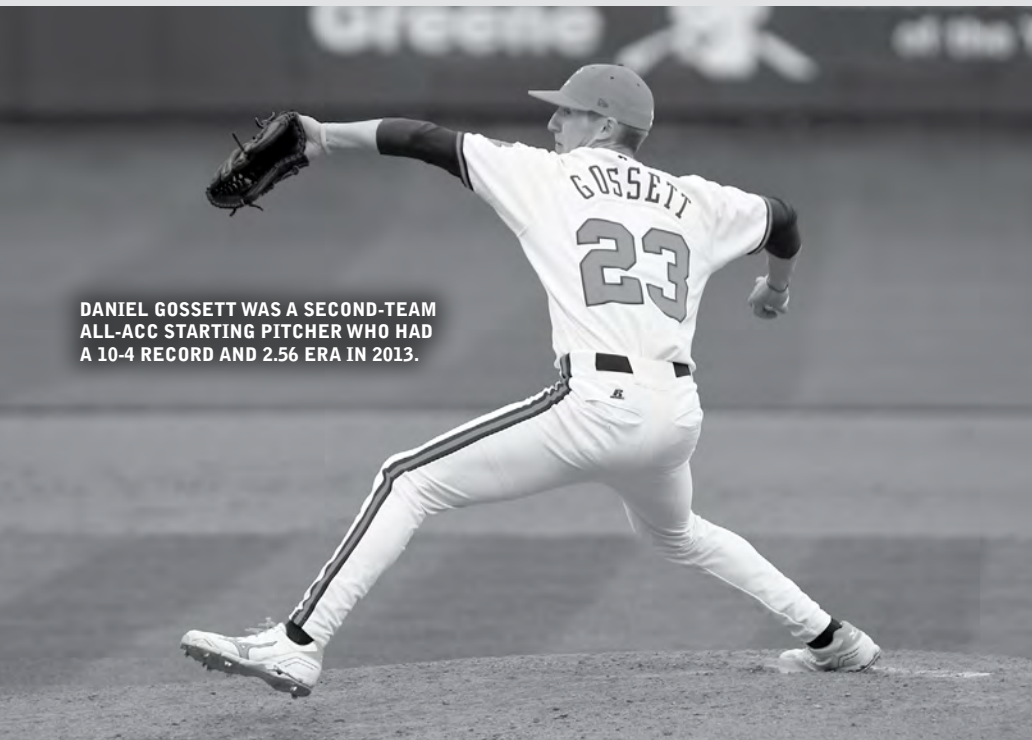
#	Player	GS
11	Shane Kennedy	32
1	Malee Gibson	15
5	Joe Costigan	11
37	Kevin Bradley	2
13	Jay Baum	1
17	Steve Wilkerson	1

Note: **Bold** denotes returning player; 87.3 percent of the starts return in 2014.



CATCHER GARRETT BOULWARE LED THE 2013 TIGERS IN HOME RUNS (8).

2013 SEASON REVIEW



DANIEL GOSSETT WAS A SECOND-TEAM ALL-ACC STARTING PITCHER WHO HAD A 10-4 RECORD AND 2.56 ERA IN 2013.

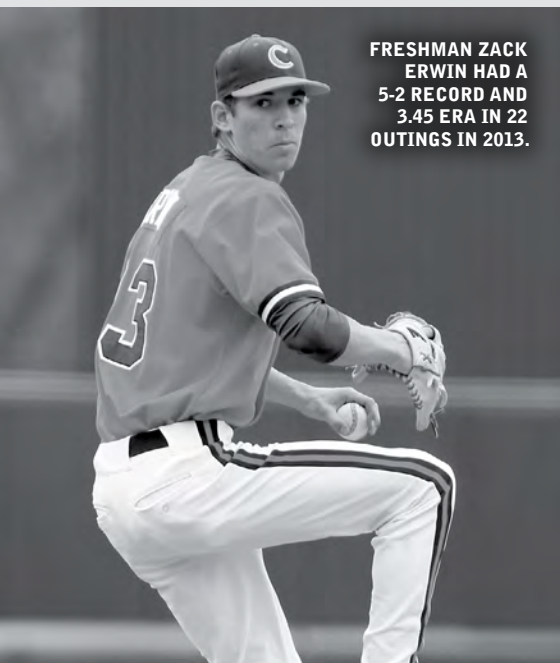
drafted in the 19th round by the Colorado Rockies after the season.

Like Firth, righty Patrick Andrews excelled out of the bullpen after an unsuccessful stint as a starter. In his 22 relief appearances, he was 1-0 with a team-best 2.08 ERA in 34.2 innings pitched. Overall, he had a 2.87 ERA and .217 opponents' batting average in 37.2 innings pitched.

Righthander Kyle Schnell played a key role out of the bullpen in his first season with the Tigers. The sidearm pitcher had a 2-0 record, two saves, and a 2.84 ERA in a team-tying-high 24 relief appearances.

Righty Jonathan Meyer had a 2-0 record and 3.28 ERA while allowing only seven walks against 37 strikeouts in 46.2 innings pitched. Righthander Matt Campbell added had a team-high seven saves, a .192 opponents' batting average, and 35 strikeouts in 28.0 innings pitched.

Freshman lefthander Zack Erwin provided valuable innings as both a starter and reliever. He had a 5-2 record, two saves, and a 3.45 ERA in 60.0 innings pitched.



FRESHMAN ZACK ERWIN HAD A 5-2 RECORD AND 3.45 ERA IN 22 OUTINGS IN 2013.

The Tigers, who opened the season unranked, won two of three games at home over William & Mary, who went on to play in the NCAA Tournament. In game-one, Kennedy's two-out, two-run homer in the eighth inning scored the game's only runs. After the Tribe totaled 16 hits in an 11-2 win in game-two, the Tigers scored 12 runs on 14 hits in their last three innings at the plate to defeat William & Mary 12-2 in the series-finale.

The following weekend, Clemson swept Wright State at home by a combined score of 18-3. The Tigers allowed just three of the Raiders' 39 baserunners to score in the series. After a 5-3 win in game-one, the Tigers blanked Wright State 6-0 in game-two despite the Raiders putting 19 batters on base. Clemson capped the sweep with a 7-0 victory behind 8.0 scoreless innings pitched by Firth.

After a 3-2 Winthrop win in 11 innings at Clemson on February 27, #7 South Carolina topped the Tigers twice in the annual three-game series. South Carolina beat Clemson 6-0 at Doug Kingsmore Stadium, then Clate Schmidt, who earned the Bob Bradley Award as Clemson's series MVP, pitched 7.0 strong innings to earn the victory in the Tigers' 6-3 win at Fluor Field in Greenville. However, South Carolina won the series with an 8-0 victory in Columbia.

The Tigers downed Wofford 9-2 at home, then Clemson won two of three games at #8 N.C. State to open their ACC slates. In game-one, Boulware went 4-for-5 with the first two homers of his career, five RBIs, and three runs in Clemson's 10-5 win. The Tigers overcame a 4-0 deficit to score three runs in the fourth inning and five runs in the fifth inning off Carlos Rodon. Brittle's grand slam in game-two lifted Clemson to a 7-4 win before N.C. State salvaged the series with a 4-1 win in the finale.

Clemson defeated Charleston Southern 3-1 in a mid-week home game, then fell twice in three games against #12 Virginia at home. The Cavaliers scored three runs in the ninth inning to tie the score and Mike Papi hit a solo homer in the 11th inning to lift Virginia to a 6-5 win in game-one. Boulware's walkoff single with two outs in the ninth inning gave Clemson a 7-6 win in game-two, then Virginia downed the Tigers 8-5 in game-three.

The Tigers swept Morehead State at home in a two-game, midweek series by a combined score of 15-7, then Clemson won two of three games over Duke at home. In game-one, Gossett tossed a five-hit shutout in Clemson's 7-0 victory. It was the first shutout by a Tiger since 2008. The Tigers won game-two 8-4 behind 4.1 scoreless innings

2013 INDIVIDUAL HONORS

#30 GARRETT BOULWARE • C • SO.

- Gregg Olson Award semifinalist
- Johnny Bench Award Watch List
- Mitchell Award winner (team most valuable player)
- All-ACC Tournament selection
- ACC Co-Player-of-the-Week (3-25)

#4 THOMAS BRITTLE • OF • SR.

- All-ACC Academic team member

#36 MATT CAMPBELL • RHP • JR.

- All-ACC Academic team member

#44 MATTHEW CROWNOVER • LHP • FR.

- Freshman All-American by Collegiate Baseball
- Second-Team Freshman All-American by Baseball America
- Second-Team Freshman All-American by Perfect Game
- All-ACC Academic team member
- Tiger Baseball Award winner (leadership)
- ACC Pitcher-of-the-Week (5-13)

#9 STEVEN DUGGAR • OF • FR.

- Freshman All-American by Collegiate Baseball
- All-ACC Academic team member

#20 SCOTT FIRTH • RHP • SR.

- 19th-round draft pick of the Colorado Rockies

#23 DANIEL GOSSETT • RHP • SO.

- Second-Team All-ACC selection
- Stowe Award winner (team most valuable pitcher)
- Dedication Award winner (team strength training)
- ACC Pitcher-of-the-Week (5-20)

#11 SHANE KENNEDY • INF/OF • JR.

- Second-Team All-ACC selection
- Columbia (SC) Regional All-Tournament selection

#28 JONATHAN MEYER • RHP • SR.

- All-ACC Academic team member

#32 CLATE SCHMIDT • RHP • FR.

- Bob Bradley Award winner (team MVP of the three-game series against South Carolina)

#17 STEVE WILKERSON • INF • JR.

- Second-Team All-ACC selection
- Second-Team All-ACC by CollegeSportsMadness.com

pitched in relief by Erwin, but the Blue Devils responded with a 13-1 victory in game-three to salvage the series. Boulware earned ACC Co-Player-of-the-Week honors for his performance in five games during the week.

Clemson and Georgia split their annual midweek, home-and-home series. Crownover pitched 5.0 strong innings and Tyler Slaton went 4-for-5 in Athens in Clemson's 9-1 win, then the Bulldogs topped the Tigers the following day by a score of 5-3 at Clemson behind three home runs.

The Tigers hit the road to take on top-ranked North Carolina from March 30 to April 1. The Tar Heels won the first two games by scores of 10-3 and 6-2. Clemson came through with a dramatic 5-4 win in 11 innings in game-three when Boulware's groundout scored Jay Baum. Firth, who stranded runners at second and third in the eighth, 10th, and 11th innings, earned the win by tossing 4.2 scoreless innings.

Meyer pitched 7.0 effective innings to lead Clemson to a 4-1 win over Gardner-Webb at home, then the Tigers swept Boston College on the road by a combined score of 17-7 and held the Eagles to a .155 batting average. Slaton went 8-for-12 in the series. In game-one, Joe Costigan's three-run double capped the Tigers' six-run seventh inning in Clemson's 7-5 win. After the Tigers' 9-2 win in game-two, Crownover and Campbell combined for a four-hit shutout in Clemson's 1-0 victory in game-three.

With the Tigers' first top-25 ranking of the season, Clemson defeated Western Carolina 12-9 in Cullowhee, NC on April 9 behind McGibbon's run-scoring single in the ninth inning that broke a 9-9 tie. The following day against Presbyterian College at Doug Kingsmore Stadium, Tyler Krieger's two-out, walkoff single on an 0-2 pitch gave

2013 SEASON REVIEW



CLEMSON CELEBRATED A WALKOFF HIT FIVE TIMES IN 2013, INCLUDING KEVIN BRADLEY'S THREE-RUN WALKOFF HOMER TO BEAT USC UPSTATE 8-7 ON MAY 14.

Clemson a 5-4 win. Krieger had earlier scored the tying run in the eighth inning after his leadoff triple.

Clemson continued its winning ways with a three-game sweep of Wake Forest at home from April 12-14 behind a 1.24 ERA in the series, including 11.1 scoreless innings pitched of four-hit ball by the Tiger bullpen. Gossett struck out nine batters in 6.0 innings pitched to earn the win in Clemson's 8-2 victory in game-one. Crownover and three relievers combined on a seven-hit shutout in Clemson's 1-0 victory in game-two. In game-three, Dugger hit a two-out, two-run homer in the 11th inning in the Tigers' 6-4 walkoff win.

The Tiger offense went silent in a three-game series at Miami (FL). Nevertheless, Gossett, Campbell, and Firth combined for a four-hit shutout in Clemson's 1-0 win in game-one. But the Tigers combined for one run in the

final two games of the series, as the Hurricanes won by scores of 2-1 and 7-0.

Clemson pounded out 17 hits in its 12-1 win over Western Carolina at Doug Kingsmore Stadium on April 24, then the Tigers won two of three games at home over Georgia Tech. Clemson took advantage of 30 walks in the series. Clemson won the series-opener 11-3, then Krieger hit a walkoff single with two outs in the 11th inning in the Tigers' 4-3 win after Clemson scored two runs in the ninth inning to tie the score. Georgia Tech won game-three by a score of 14-9.

After a week off for final exams, Maryland topped the Tigers 7-2 in the series-opener. In game-two, Firth struck out two batters with the bases loaded in the ninth inning in Clemson's 3-2 win. In the series-finale, the Tigers scored four runs in the first inning and cruised to a 9-5 victory.

Clemson took on Furman in a doubleheader at Fluor Field, as the Tigers swept the doubleheader by a combined score of 26-4 behind 28 hits, 18 walks, and 12 steals. Clemson won the games by scores of 14-2 and 12-2.

The Tigers made it seven wins in seven days with a three-game sweep of Georgia Southern at home from May 10-12. The Tigers hit .357, while the pitching staff had a 2.00 ERA. In game-one, Gossett struck out 12 batters and allowed only two hits in 7.1 innings pitched in the Tigers' 7-1 win. Crownover, who earned ACC Pitcher-of-the-Week honors, and two relievers combined on a four-hit shutout in Clemson's 7-0 win in game-two, then the Tigers totaled 14 hits in their 11-6 win in game-three.

Perhaps Clemson's most dramatic moment of the season took place in its 8-7 win over USC Upstate at home on May 14. Trailing 7-5 with one out and runners on the corners in the ninth inning, Kevin Bradley belted an opposite-field, three-run homer to give Clemson a walkoff win. It was Bradley's first career homer and he only started at the last minute due to McGibbon's illness.

The Tigers closed the regular season at #8 Florida State, as the Seminoles won two of three games. In game-one, Gossett, who earned ACC Pitcher-of-the-Week honors, pitched 6.0 scoreless innings of three-hit ball in Clemson's 8-2 win. But the Seminoles responded with wins by scores of 2-1 and 6-1 to clinch the ACC Atlantic Division title.

Clemson, who finished third in the ACC Atlantic Division standings and fifth overall, was the #5 seed in the ACC Tournament at Durham, NC. The Tigers lost all three of their games. Clemson fell to #9 N.C. State 6-3 in its first game, then the Tigers lost a heartbreaker by a score of 12-7 in 14 innings to #3 North Carolina. Miami (FL) then blanked the Tigers 7-0. Boulware was named to the All-ACC Tournament team.

Clemson was sent to the Columbia Regional as the #2 seed for the second year in a row. The Tigers went 1-2 despite outscoring the opposition 14-13. Liberty defeated the Tigers 8-3 in the regional-opener.

The Tigers rebounded with a 10-2 win over Saint Louis in the first-ever meeting between the two schools. Wilkerson hit two homers with five RBIs, while Kennedy added a solo homer to give Clemson a season-high three long balls. However, the Tigers' season came to an end when Liberty downed Clemson 3-1. Kennedy was named to the Columbia Regional All-Tournament team.

Tiger fans continued their strong support, as 147,296 fans attended the 31 home dates. The 4,751 fans per date was the seventh-highest average in the nation and highest in the ACC.

2013 FINAL POLLS

BASEBALL AMERICA

Rk	School	W-L	Pvs
1.	UCLA	49-17	10
2.	Mississippi State	51-20	14
3.	North Carolina	59-12	5
4.	Oregon State	52-13	4
5.	Louisiana State	57-11	2
6.	N.C. State	50-16	7
7.	Indiana	49-16	8
8.	Louisville	51-14	15
9.	Vanderbilt	54-12	1
10.	Cal State Fullerton	51-10	3
11.	Virginia	50-12	6
12.	Florida State	47-17	11
13.	Kansas State	45-19	13
14.	South Carolina	43-20	18
15.	Oklahoma	43-21	19
16.	Rice	44-20	20
17.	Oregon	48-16	9
18.	Arkansas	39-22	12
19.	Virginia Tech	40-22	16
20.	Florida Atlantic	42-22	23
21.	Austin Peay	47-15	21
22.	Arizona State	37-22-1	24
23.	San Diego	37-25	25
24.	Oklahoma State	41-19	---
25.	Troy	42-20	---

COLLEGIATE BASEBALL

Rk	School	W-L	Pts	Pvs
1.	UCLA	49-17	497	6
2.	Mississippi State	51-20	493	7
3.	North Carolina	59-12	489	2
4.	Oregon State	52-13	488	3
5.	N.C. State	50-16	486	5
6.	Indiana	49-16	484	8
7.	Louisiana State	57-11	481	1
8.	Louisville	51-14	479	4
9.	Vanderbilt	54-12	478	9
10.	Cal State Fullerton	51-10	476	10
11.	Virginia	50-12	473	11
12.	Florida State	47-17	469	12
13.	South Carolina	43-20	464	13
14.	Rice	44-20	462	14
15.	Kansas State	45-19	460	15
16.	Oklahoma	43-21	457	16
17.	Oregon	48-16	448	17
18.	Arkansas	39-22	445	18
19.	Arizona State	37-22-1	442	19
20.	Virginia Tech	40-22	439	20
21.	Cal Poly	40-19	437	21
22.	Oklahoma State	41-19	436	22
23.	Troy	42-20	432	23
24.	Florida Atlantic	42-22	427	24
25.	Central Arkansas	42-22	426	25

USA TODAY

Rk	School	W-L	Pts	Pvs
1.	UCLA (31)	49-17	775	10
2.	Mississippi State	51-20	741	11
3.	North Carolina	59-12	698	3
4.	Oregon State	52-13	672	5
5.	N.C. State	50-16	632	8
6.	Louisiana State	57-11	616	1
7.	Indiana	49-16	606	13
8.	Louisville	51-14	548	12
9.	Vanderbilt	54-12	508	2
10.	Cal State Fullerton	51-10	485	4
11.	Virginia	50-12	445	6
12.	South Carolina	43-20	424	14
13.	Florida State	47-17	398	9
14.	Kansas State	45-19	366	17
15.	Oregon	48-16	335	7
	Rice	44-20	335	16
17.	Oklahoma	43-21	304	18
18.	Arkansas	39-22	208	15
19.	Arizona State	37-22-1	139	20
	Virginia Tech	40-22	139	22
21.	Oklahoma State	41-19	130	19
22.	Florida Atlantic	42-22	93	---
23.	Georgia Tech	37-27	60	---
24.	Cal Poly	40-19	54	21
25.	Clemson	40-22	49	24

2013 SENIORS & PRO SIGNEES



#4 THOMAS BRITTLE

OF • L-L • 5-8 • 180 • 2VL

Cross, SC • College of Charleston

Speedy outfielder who played in his first active season at Clemson in 2012 and was the starting centerfielder during his two active seasons ... one of the fastest players on the team ... made many diving catches to save hits and runs ... a career .280 hitter with a .380 on-base percentage in 195 games (132 starts) over four active seasons (two at College of Charleston and two at Clemson) at the collegiate level ... had 17 doubles, nine triples, six homers, 74 RBIs, 118 runs, 64 walks, 22 hit-by-pitches, and 50 steals ... had 11 outfield assists and committed only three errors in 380 chances in his career ... had 21 bunt singles in two seasons at Clemson ... two-time All-ACC Academic selection ... two-time ACC Academic Honor Roll member.

2013: Team co-captain ... All-ACC Academic team member ... ACC Academic Honor Roll member ... hit .264 with 44 runs, five doubles, one triple, two homers, 26 RBIs, a .373 on-base percentage, 32 walks, a team-high six hit-by-pitches, and 19 steals in 61 games (61 starts in centerfield) ... tied for sixth in the ACC in steals ... had 14 multi-hit games ... had a team-high 12 bunt singles ... hit .317 with runners on base and .306 with runners in scoring position ... was 29-for-75 (.387) with a .495 on-base percentage and 11 steals in 23 games when batting in the #8 spot in the batting order ... was 4-for-7 (.571) with one grand slam and 10 RBIs with the bases loaded ... reached base via a hit or walk in each of the last 20 games; that was a season-long on-base streak by a Tiger ... went 2-for-4 with two runs and a steal against Wake Forest on Mar. 6 ... went 1-for-2 with a grand slam, two runs, one walk, and two hit-by-pitches at #8 N.C. State on Mar. 9 ... went 2-for-4 with a game-high three runs, including the game-winning run in Garrett Boulware's walkoff single with two outs in the ninth inning, against #12 Virginia on Mar. 16; Brittle led off the ninth inning with a single ... went 3-for-4 with an RBI and two steals against Morehead State on Mar. 19 ... went 4-for-4 with one RBI, two runs, and two steals against Duke on Mar. 22; he was 5-for-9 (.556) with two RBIs, four runs, two walks, and two steals in the series ... went 3-for-4 with a double, run, and steal against Gardner-Webb on Apr. 3 ... had an RBI groundout to score the game's only run at Miami (FL) on Apr. 19 ... went 3-for-4 with a double, two RBIs, three runs, and two steals in the first game of a doubleheader at Furman on May 8; he was 4-for-8 with a double, three RBIs, three runs, and two steals in the doubleheader ... went 1-for-3 with an inside-the-park homer, two RBIs, one walk, and one hit-by-pitch at #8 Florida State on May 16 ... went 2-for-3 with a walk and an outfield assist at #8 Florida State on May 18; he was 4-for-9 with one homer, two RBIs, two walks, and one hit-by-pitch in the series ... scored three runs with three walks and one hit-by-pitch against #3 North Carolina in the ACC Tournament on May 24.

2012: Second-Team All-ACC selection ... All-ACC Academic team member ... ACC Academic Honor Roll member ... hit .298 with 43 runs, nine doubles, an ACC-tying-high and team-high eight triples, two homers, 36 RBIs, a .384 on-base percentage, 22 walks, 11 hit-by-pitches, and a team-high 15 steals in 58 games (56 starts in centerfield) ... his eight triples tied for fifth-most in school history and were the most by a Tiger since 1995 ... his 11 hit-by-pitches tied for 10th-most in school history ... tied for 10th in the nation in triples and 16th in triples per game (0.14) ... tied for ninth in the ACC in steals ... hit an ACC-high five triples in ACC regular-season games ... had a team-high nine bunt singles ... had a team-high nine outfield assists ... had 15 multi-hit games, including six games with at least three hits ... hit .349 with runners on base ... hit .374 with four doubles, five triples, two homers, and a team-high 23 RBIs in 19 April games ... had five consecutive multi-hit games in April ... had a 22-game hitting streak from April to May; it tied for the eighth-longest hitting streak in school history ... reached base safely in 26 consecutive games from April to May ... went 2-for-3 with a double, two runs, and a walk in the first game of a doubleheader against UAB on Feb. 18 ... went 1-for-2 with a run, two walks, and three outfield assists in the second game of a doubleheader against UAB on Feb. 18 ... went 3-for-5 with a run against Maine on Feb. 24 ... went 1-for-2 with a triple, two runs, one RBI, three walks, and one steal against Maine on Feb. 25 ... suffered a lacerated finger against Boston College on Mar. 18 and missed seven starts ... went 2-for-3 with the go-ahead sacrifice fly in the sixth inning and a steal against #7 Miami (FL) on Mar. 30; it was his first start after suffering his finger injury ... went 2-for-4 with a three-run triple and two runs against Western Carolina on Apr. 4 ... went 4-for-6 with a double, triple, five RBIs, and three runs at Duke on Apr. 7; he was 7-for-16 (.438) with five RBIs and three runs in the series ... went 3-for-4 with a team-tying-season-high four runs, a hit-by-pitch, and steal against Furman at Greenville, SC (Fluor Field) on Apr. 10 ... went 3-for-5 a homer, double, three RBIs, and two runs against Georgia on Apr. 11 ... went 4-for-7 with two RBIs, three runs, and a walkoff single in the 12th inning against #17 N.C. State on Apr. 13; he also tied the score in the eighth inning with an RBI fielder's choice; he had seven hits, three RBIs, three runs, and two steals in the series ... hit a walkoff single in the ninth inning against Charleston Southern on Apr. 17 ... went 2-for-4 with two runs, a walk, and steal in the first game of a doubleheader at Maryland on Apr. 21 ... went 2-for-5 with a triple and two RBIs in the second game of a doubleheader at Maryland on Apr.

21 ... went 2-for-6 with a triple and two RBIs at Georgia Tech on Apr. 28 ... lined a two-out, run-scoring single in the 11th inning to tie the score and extend his hitting streak to 19 games against College of Charleston on May 5; it came against his former team ... went 3-for-5 with a triple, two RBIs, and two runs against College of Charleston on May 6 ... threw out the potential game-winning run at the plate in the ninth inning with the score tied at #2 South Carolina in the Columbia Regional on June 2 ... went 1-for-3 with a run, two walks, and a team-season-high three steals against Coastal Carolina in the Columbia Regional on June 3; the three steals tied a school record in an NCAA Tournament game; he had four steals in the Columbia Regional.

2011: Red-shirted ... sat out due to NCAA transfer rules.


Before Clemson: Played the 2009 and 2010 seasons at College of Charleston under Head Coach Monte Lee ... was 21-for-77 (.273) with 31 runs, two homers, 12 RBIs, and 16 steals in 76 games (15 starts) at College of Charleston ... was 18-for-68 (.265) with two homers, two doubles, 10 RBIs, 23 runs, and 14 steals in 47 games (15 starts) in 2010 ... was 3-for-9 (.333) with a double, two RBIs, eight runs, three walks, and two steals in 29 games off the bench in 2009 ... lettered five times in baseball at Berkeley High School, where he was coached by Shane Todd ... played in the North-South All-Star game after his senior season.

Personal: His brother, Owen, was his teammate at College of Charleston in 2009 and 2010 ... graduated on May 10, 2013 with a degree in community recreation, sport, & camp management ... born Thomas David Brittle on Nov. 29, 1989 in Charleston, SC.

BRITTLE'S OVERALL STATS

Year	AVG	G-S	AB	R	H	2B	3B	HR	RBI	OB%	SB
2009*	.333	29-0	9	8	3	1	0	0	2	.500	2-3
2010*	.265	47-15	68	23	18	2	0	2	10	.375	14-16
2012	.298	58-56	228	43	68	9	8	2	36	.384	15-18
2013	.264	61-61	216	44	57	5	1	2	26	.373	19-24
Totals	.280	195-132	521	118	146	17	9	6	74	.380	50-61

* - College of Charleston



#20 SCOTT FIRTH

RHP • R-R • 6-0 • 175 • 4VL

Buffalo Grove, IL • Adlai E. Stevenson School

Righthander who had one of the team's best arms ... was used in long relief and made spot starts, but moved into the closer role at midseason in 2013 ... in 195.2 innings pitched over 75 appearances (17 starts) and four seasons, he had a 17-7 record and a 2.94 ERA while allowing 192 hits (.256 opponents' batting average) and 90 walks with 148 strikeouts ... in 90.0 innings pitched over 32 appearances (nine starts) in ACC regular-season games, he had a 9-4 record, five saves, a 3.30 ERA, and .252 opponents' batting average ... drafted three times in his career ... two-time All-ACC Academic selection ... two-time ACC Academic Honor Roll member.

2013: Drafted in the 19th round (#559 overall pick) by the Colorado Rockies and signed in June ... team co-captain ... had a 6-5 record, four saves, and a 3.23 ERA in 19 appearances (six starts) ... in 61.1 innings pitched, he allowed 63 hits (.269 opponents' batting average) and 18 walks with 41 strikeouts ... in his 13 appearances out the bullpen, he allowed 23 hits (.250 opponents' batting average), seven earned runs (2.49 ERA), and nine walks with 18 strikeouts in 25.1 innings pitched ... had three pickoffs ... in 21.1 innings pitched in seven appearances (two starts) on opponents' home fields, he had two saves and a team-best 0.84 ERA ... pitched 7.0 innings in a starting role, allowing two hits, one run, and one walk with five strikeouts to earn the win against William & Mary on Feb. 17 ... pitched 8.0 innings in a starting role, allowing five hits (all singles), no runs, and two walks with four strikeouts to earn the win against Wright State on Feb. 24 ... pitched 6.0 innings in a starting role, allowing one earned run and one walk with three strikeouts at #7 South Carolina on Mar. 3 ... pitched 6.2 innings in a starting role, allowing one earned run and one walk with three strikeouts at #8 N.C. State on Mar. 10 ... pitched 1.2 hitless and scoreless innings in relief with one strikeout against Georgia on Mar. 27 ... pitched 4.2 innings in relief, allowing three hits, no runs, and two walks with one strikeout to earn the win at #1 North Carolina on Apr. 1; he stranded runners at second and third in the eighth, 10th, and 11th innings without allowing a run ... pitched a scoreless ninth inning with one strikeout to record the save at Western Carolina on Apr. 9 ... pitched 2.0 perfect innings in relief with two strikeouts to record the save against Wake Forest on Apr. 13 ... pitched 3.0 innings in relief, allowing one hit, no runs, and one walk with four strikeouts to earn the win against Wake Forest on Apr. 14; in 5.0 innings pitched over two relief appearances in the series, he was 1-0 with a save and allowed just one hit, no runs, and one walk with six strikeouts ... pitched a perfect ninth inning to record the save at Miami (FL) on Apr. 19 ... pitched 2.0 innings in relief, allowing two hits and no runs with one strikeout to earn the win in the second game of a doubleheader against #19 Georgia Tech on Apr. 26 ... pitched a scoreless ninth inning with three strikeouts against no walks to record the save in the first game of a doubleheader against Maryland on May 6 ... **NCBWA** Stopper-of-the-Year Award Watch List member in the preseason ... #19 senior in the nation in the preseason by **Perfect Game** ... #20 senior in the nation in the preseason by **Baseball America** ... #15

prospect in the ACC for the 2013 draft in the preseason by **Baseball America** ... #5 college prospect in South Carolina for the 2013 draft in the preseason by **Perfect Game**.

2012: Drafted in the 32nd round (#998 overall pick) by the Philadelphia Phillies ... All-ACC Academic team member ... ACC Academic Honor Roll member ... won the Stowe Award, given to the team's most valuable pitcher ... had a 4-0 record, a team-high three saves, and a team-best 2.09 ERA in 24 relief appearances ... in 51.2 innings pitched, he allowed 44 hits (.229 opponents' batting average) and 33 walks with 44 strikeouts ... his 2.09 ERA was the best by a Tiger (given a minimum of 40 innings pitched) since 1998 ... his 24 appearances tied for most on the team ... allowed only two (solo) homers ... in 26.0 innings pitched over 12 relief appearances in ACC regular-season games, he had a 3-0 record, a team-tying-high two saves, and a 3.12 ERA ... had a team-best 1.47 ERA in 30.2 innings pitched over 14 relief appearances at home ... had a team-best 1.30 ERA in day games ... had a team-best 1.04 ERA in the postseason ... held opponents to a .162 batting average with two outs and a .136 batting average with runners in scoring position and two outs ... in 30.2 innings pitched over 14 relief appearances at home, he had a 2-0 record, two saves, and a 1.47 ERA ... pitched 23.0 consecutive scoreless innings from March to April ... pitched 2.0 innings in relief, allowing one hit, no runs, and no walks with four strikeouts against Maine on Feb. 26 ... pitched 4.0 innings in relief, allowing three hits, one run, and two walks with four strikeouts to earn the win against #2 South Carolina on Mar. 4 ... retired all five batters he faced in relief with three strikeouts against #6 North Carolina on Mar. 9 ... pitched 3.1 innings in relief, allowing two hits and no runs with three strikeouts at Western Carolina on Mar. 14 ... pitched 2.1 scoreless innings in relief with two strikeouts against Boston College on Mar. 18 ... pitched 1.2 hitless and scoreless innings in relief with two strikeouts at Virginia on Mar. 25 ... pitched 1.2 perfect innings in relief with two strikeouts to record his first career save against #7 Miami (FL) on Mar. 30 ... pitched 2.1 scoreless innings in relief against #7 Miami (FL) on Apr. 1 ... pitched 5.0 innings in relief, allowing three hits and no runs with two strikeouts to earn the win at Duke on Apr. 6 ... pitched 6.1 innings in relief, allowing two hits, one earned run, and three walks with four strikeouts to earn the win against #17 N.C. State on Apr. 13 ... pitched 2.0 innings in relief with two strikeouts to earn the win at Maryland on Apr. 20 ... pitched 3.2 innings in relief, allowing one hit, no runs, and one walk with three strikeouts against College of Charleston on May 7 ... pitched 2.2 innings with three strikeouts to record the save in the first game of a doubleheader against #1 Florida State on May 14 ... pitched 6.1 innings in relief, allowing four hits and no earned runs with two strikeouts against Georgia Tech in the ACC Tournament on May 26 ... pitched 2.0 innings in relief, allowing one hit and no runs with three strikeouts in the ninth inning to record the save against Coastal Carolina in the Columbia Regional on June 3 ... #72 player in the nation in the preseason by **College Baseball Daily** ... #73 college prospect for the 2012 draft in the preseason by **Baseball America** ... #259 overall prospect for the 2012 draft in the preseason by **Perfect Game** ... #12 prospect in the ACC for the 2012 draft in the preseason by **Baseball America** ... played for Hyannis in the Cape Cod League in the summer, where he was 0-1 with a 5.59 ERA and 11 strikeouts in 9.2 innings pitched over two starts.

2011: All-ACC Academic team member ... ACC Academic Honor Roll member ... had a 5-1 record and 3.06 ERA in 16 appearances (seven starts) ... in 50.0 innings pitched, he allowed 42 hits (.225 opponents' batting average) and 27 walks with 38 strikeouts ... had two pickoffs ... in 32.1 innings pitched over eight appearances (six starts) in ACC regular-season games, he was 3-1 with a 2.78 ERA (eighth-best in the ACC) and .202 opponents' batting average (fifth-best in the ACC) ... in 33.0 innings pitched over his seven starts, he had a 4-1 record, 3.00 ERA, and .205 opponents' batting average ... held opponents to a .143 batting average with two outs ... held opponents to 1-for-27 (.037) with two outs and runners on base, 0-for-17 with runners in scoring position and two outs, and 1-for-10 with no walks with the bases loaded ... in his last 14.1 innings pitched over six appearances (one start), he allowed 14 hits, two runs, and two walks with 13 strikeouts ... pitched 2.0 hitless and scoreless innings in relief against Cincinnati on Feb. 25 ... pitched 3.1 innings in relief, allowing three hits, no earned runs, and no walks with one strikeout against #6 Virginia on Mar. 12 ... pitched 6.2 innings in a starting role, allowing three hits, no earned runs, and one walk with five strikeouts to earn the win against Duke on Mar. 20; after giving up a double in the first inning, he retired 18 of the next 19 batters, as the only batter to reach did so on an error ... pitched 5.0 innings in a starting role, allowing three hits and two runs with five strikeouts to earn the win at N.C. State on Mar. 27 ... pitched 6.0 innings in a starting role, allowing two hits and no runs with five strikeouts to earn the win against Maryland on Apr. 9 ... pitched 3.0 innings in relief, allowing three hits, no runs, and no walks with four strikeouts to earn the win against Furman at Greenville, SC (Fluor Field) on May 10 ... pitched 2.0 innings in relief, allowing two hits, no runs, and no walks with one strikeout in the first game of a doubleheader at Virginia Tech on May 14 ... pitched 6.0 innings in a starting role, allowing six hits, one run, and one walk with five strikeouts to earn the win against Sacred Heart in the Clemson Regional on June 3 ... played for Hyannis in the Cape Cod League in the summer, where he was 3-1 with a 1.88 ERA and .218 opponents' batting average in 43.1 innings pitched over nine starts; he allowed just 32 hits with 33



2013 SENIORS & PRO SIGNEES

strikeouts; pitched in the Cape Cod League All-Star game; named to the Cape Cod League All-Star team ... #90 prospect in the Cape Cod League by **Perfect Game**.

2010: Had a 2-1 record and a 3.58 ERA in 16 appearances (four starts) ... in 32.2 innings pitched, he allowed 43 hits and 12 walks with 25 strikeouts ... led the team in ERA (minimum 15.0 innings pitched) ... had 44 groundball outs compared to just 23 flyball outs ... Clemson was 4-0 in his four starts ... held leadoff batters of an inning to 5-for-33 (.152) with only one walk against nine strikeouts ... in 9.1 innings pitched after the sixth inning, he allowed just one earned run (0.96 ERA) ... pitched a scoreless inning in relief with two strikeouts in his first career outing against Michigan State at Greenville, SC on Feb. 20 ... pitched 1.1 scoreless innings in relief against Western Carolina on Apr. 14 ... pitched 2.0 innings in relief, allowing one hit, no runs, and one walk with one strikeout against Florida Gulf Coast on May 4 ... pitched 6.0 innings in a starting role, allowing six hits, one run, and one walk with four strikeouts to earn his first career win against Furman at Greenville, SC (Fluor Field) on May 11; he allowed two runners to advance past first base in the first inning, but did not allow a runner past first base in his last 5.0 innings pitched ... pitched 5.1 innings in a starting role, allowing seven hits, two runs, and no walks with six strikeouts to earn the win against Presbyterian College on May 18 ... pitched a scoreless eighth inning against Southern Mississippi in the Auburn Regional on June 4 ... played for Keene in the New England Collegiate Baseball League in the summer, where he had a 1-1 record and a 1.99 ERA in 22.2 innings pitched over seven appearances (three starts); named NECBL Pitcher-of-the-Week on Aug. 1.

Before Clemson: Drafted in the 36th round (#1076 overall pick) by the Baltimore Orioles in 2009 ... #1 high school righthander prospect in Illinois and #3 overall high school prospect in Illinois by **Prep Baseball Report** ... #11 high school prospect in Illinois and #391 high school prospect in the nation by **Perfect Game** ... member of Team Illinois ... first-team all-state pick as a senior at Adlai E. Stevenson School ... set the school record for career strikeouts ... all-conference selection as a sophomore, junior, and senior ... played in the 2008 Midwest Pro Scout Classic and 2008 Pitch & Hit Club Pro Scout Showcase ... lettered three times in baseball at Adlai E. Stevenson School, where he was coached by Paul Mazzuca.

Personal: First Tiger from Illinois since 1991 (Tad Smith) ... graduated on May 10, 2013 with a degree in sociology ... born Scott William Firth on Jan. 2, 1991 in Park Ridge, IL.

FIRTH'S OVERALL STATS													
Year	ERA	W-L	G-S	SV	IP	H	R	ER	BB	SO			
2010	3.58	2-1	16-4	0	32.2	43	21	13	12	25			
2011	3.06	5-1	16-7	0	50.0	42	24	17	27	38			
2012	2.09	4-0	24-0	3	51.2	44	15	12	33	44			
2013	3.23	6-5	19-6	4	61.1	63	30	22	18	41			
Totals	2.94	17-7	75-17	7	195.2	192	90	64	90	148			



#15 MIKE KENT

RHP • R-R • 6-0 • 195 • 3VL

Springfield, VA • West Springfield HS

Righthander who was a long reliever and spot starter ... had one of the team's best breaking balls ... in 72.1 innings pitched over 41 appearances (three starts) and four active seasons, he had a 3-4 record, two saves, and a 4.73 ERA while allowing 82 hits (.284 opponents' batting average) and 25 walks with 41 strikeouts ... had a 3.94 ERA and one save in 32.0 innings pitched over 16 relief appearances in ACC regular-season games in his career.

2013: Had a 1-1 record and a 3.38 ERA in 13 relief appearances ... in 18.2 innings pitched, he allowed 24 hits and two walks with 12 strikeouts ... held opponents to a .182 batting average with two outs ... pitched 3.0 innings in relief, allowing three hits, no runs, and no walks with four strikeouts to earn the win against Morehead State on Mar. 19 ... pitched a perfect inning in relief with one strikeout in the second game of a doubleheader against Duke on Mar. 23 ... pitched 5.0 innings in relief, allowing two runs and no walks with one strikeout at #1 North Carolina on Mar. 30 ... pitched a hitless and scoreless inning in relief in the second game of a doubleheader against Maryland on May 6 ... pitched 1.1 innings in relief, allowing one hit, no earned runs, and no walks with one strikeout against Miami (FL) in the ACC Tournament on May 25.

2012: One of five winners of the Tom Walter College Baseball Inspiration Award ... Determined Spirit Award winner for showing outstanding perseverance and achieving excellence ... ACC Academic Honor Roll member ... had a 1-2 record, two saves, and a 3.76 ERA in 21 appearances (one start) ... in 38.1 innings pitched, he allowed 42 hits (.276 opponents' batting average) and 10 walks with 21 strikeouts ... in 36.2 innings pitched over his 20 relief appearances, he had two saves and a 2.70 ERA ... only allowed five of his 22 inherited baserunners to score ... held opponents to a .227 batting average with runners in scoring position ... in 6.0 innings pitched in the ninth inning, he allowed only two singles, no runs, and no walks with four strikeouts ... pitched a scoreless seventh inning in the first game of a doubleheader against UAB on Feb. 18 ... pitched 2.0 innings in relief, allowing one hit, no runs, and no walks against Maine on Feb. 25 ...

pitched a scoreless seventh inning against #6 North Carolina on Mar. 11 ... pitched 2.0 innings in relief, allowing no hits, no runs, and no walks with three strikeouts against Elon on Mar. 20 ... pitched 5.1 innings in relief, allowing five hits and three runs with three strikeouts at Virginia on Mar. 23 ... pitched 2.0 innings in relief, allowing no earned runs with four strikeouts against Presbyterian College on Mar. 28 ... pitched 4.0 innings in relief, allowing one run and no walks with three strikeouts to record his first career save against Furman at Greenville, SC (Fluor Field) on Apr. 10 ... pitched 1.2 perfect innings in relief with two strikeouts against #17 N.C. State on Apr. 15 ... pitched 1.1 scoreless innings in relief with one strikeout against Charleston Southern on Apr. 17 ... pitched 3.1 innings in relief, allowing three hits, no runs, and no walks with two strikeouts to record the save in the first game of a doubleheader at Maryland on Apr. 21; he was pitching near his hometown ... pitched 5.0 innings in relief, allowing four hits, one run, and no walks with one strikeout to earn the win at Georgia Tech on Apr. 28 ... pitched 1.1 innings in relief, allowing one hit, no runs, and no walks against Furman on May 15 ... played for Bethesda in the Cal Ripken Collegiate Baseball League in the summer, where he was 1-0 with a 5.56 ERA in 11.1 innings pitched over five relief appearances.


2011: Had an 0-0 record and 54.00 ERA in one relief appearance ... was hampered by injury ... received a medical red-shirt ... pitched 0.1 innings against Western Carolina on Apr. 6; he allowed one hit, two runs, and three walks ... played for Bethesda in the Cal Ripken Collegiate Baseball League in the summer, where he was 4-0 with a 3.65 ERA and .240 opponents' batting average in 27.1 innings pitched over 10 appearances (two starts); he allowed 24 hits and eight walks with 24 strikeouts; he was a member of the league champions.

2010: Had a 1-1 record and 7.80 ERA in six appearances (two starts) ... in 15.0 innings pitched, he allowed 15 hits (.254 opponents' batting average) and 10 walks with eight strikeouts ... held opponents to 2-for-16 (.125) with two outs ... had 24 groundball outs compared to just 11 flyball outs ... pitched 3.1 innings in relief, allowing two hits, no runs, and one walk with three strikeouts to earn his first win as a Tiger in his first career appearance against Georgia Southern on Mar. 17 ... pitched 4.0 innings in a starting role, allowing four hits and two earned runs against Elon on Mar. 24; it was his first career start ... struck out all three batters he faced at Wake Forest on May 14 ... played for Bethesda in the Cal Ripken Collegiate Baseball League in the summer, where he pitched an inning in his only relief appearance.

Before Clemson: First-team all-state selection as a junior and senior at West Springfield High School ... #13 high school prospect in Virginia and #304 high school prospect in the nation by **Perfect Game** ... East Coast Pro Showcase selection ... region MVP as a senior ... first-team all-district as a sophomore, junior, and senior ... 2008 Orlando Baseball Classic All-Tournament pick ... Patriot District Pitcher-of-the-Year as a junior ... lettered three times in baseball at West Springfield High, where he was coached by John James.

Personal: Endured a six-hour bone marrow transplant surgery for his ailing brother, Matt, who is battling Hodgkin's Lymphoma, on Apr. 23, 2012; Matt continues to progress from the debilitating disease ... graduated on May 10, 2013 with a degree in management ... born Michael Travis Kent on Oct. 30, 1990 in Fairfax, VA.

KENT'S OVERALL STATS													
Year	ERA	W-L	G-S	SV	IP	H	R	ER	BB	SO			
2010	7.80	1-1	6-2	0	15.0	15	14	13	10	8			
2011	54.00	0-0	1-0	0	0.1	1	2	2	3	0			
2012	3.76	1-2	21-1	2	38.1	42	20	16	10	21			
2013	3.38	1-1	13-0	0	18.2	24	9	7	2	12			
Totals	4.73	3-4	41-3	2	72.1	82	45	38	25	41			



#28 JONATHAN MEYER

RHP • R-R • 6-0 • 195 • 4VL

San Diego, CA • Cathedral Catholic HS

Righthander who was a long reliever and starter during his career ... was effective when keeping the ball down in the strikezone ... in 207.1 innings pitched over 86 appearances (16 starts) and four seasons, he had an 11-8 record, four saves, one complete game, and a 3.86 ERA while allowing 229 hits (.281 opponents' batting average) and 52 walks with 161 strikeouts ... his 86 appearances were fourth-most in school history and his 70 relief appearances were ninth-most in Tiger history ... his 2.26 walks-per-nine-innings-pitched mark was eighth-best in school history ... athletic and good fielder ... two-time All-ACC Academic selection ... three-time ACC Academic Honor Roll member.

2013: All-ACC Academic team member ... ACC Academic Honor Roll member ... had a 2-0 record and a 3.28 ERA in 19 appearances (three starts) ... in 46.2 innings pitched, he allowed 61 hits and seven walks with 37 strikeouts ... his 1.35 walks-per-nine-innings-pitched mark was third-best in school history ... his 5.29 strikeout-to-walk ratio was tied for fourth-best in school history ... Clemson had a 3-0 record in his three starts ... in 20.0 innings pitched over six appearances (three starts) in night games, he was 1-0 with a 1.80 ERA ... only allowed three of 17 inherited baserunners to score ... pitched 4.0 innings in relief, allowing no runs and no walks with three strikeouts to earn the win against Morehead State on Mar. 20 ... pitched 2.0 innings in relief,

allowing two hits and no runs with one strikeout at Georgia on Mar. 26 ... pitched 7.0 innings in a starting role, allowing five hits, one run, and no walks with six strikeouts to earn the win against Gardner-Webb on Apr. 3 ... pitched 2.2 innings in relief, allowing one hit, no runs, and no walks at Miami (FL) on Apr. 20 ... pitched 2.0 scoreless innings in relief at #8 Florida State on May 18 ... pitched 3.2 innings in relief, allowing one run with three strikeouts against Miami (FL) in the ACC Tournament on May 25.

2012: All-ACC Academic team member ... ACC Academic Honor Roll member ... had a 2-5 record, one save, and a 3.96 ERA in a team-tying-high 24 appearances (six starts) ... in 63.2 innings pitched, he allowed 79 hits (.310 opponents' batting average) and 18 walks with 38 strikeouts ... only allowed one steal in four attempts and three (solo) homers ... in 42.0 innings pitched over his 18 relief appearances, he had one save and a 2.36 ERA ... in 30.2 innings pitched over nine appearances (one start) away from home, he had a 2.35 ERA and allowed only six walks with 16 strikeouts ... had a team-best 1.65 ERA in 27.1 innings pitched over eight relief appearances on opponents' home fields ... in 23.1 innings pitched over nine appearances (two starts) in March, he had a 1.93 ERA and 21 strikeouts against only two walks ... pitched 3.0 innings in relief, allowing no earned runs and one walk with four strikeouts at #2 South Carolina on Mar. 3 ... pitched 2.2 innings in relief, allowing no hits and no earned runs with one strikeout against #6 North Carolina on Mar. 10 ... pitched 3.1 innings in relief, allowing three hits, one run, and no walks with five strikeouts to record the save against Boston College on Mar. 17 ... pitched 5.0 innings in a starting role, allowing one run and no walks with five strikeouts to earn the win against Elon on Mar. 20 ... pitched 4.0 innings in a starting role, allowing two hits, one run, and no walks with two strikeouts against Presbyterian College on Mar. 28 ... pitched 2.0 scoreless innings in relief of one-hit ball with two strikeouts against Charleston Southern on Apr. 17 ... pitched 7.0 innings in relief, allowing four hits, no runs, and no walks with two strikeouts to earn the win in the second game of a doubleheader at Maryland on Apr. 21; he threw only 70 pitches (53 strikes) ... pitched 4.0 innings in relief, allowing three hits and one run with three strikeouts at Georgia Tech on Apr. 27; his scoreless innings pitched streak ended at 15.1 in the game ... pitched 8.1 innings in relief, allowing seven hits, one run, and two walks with four strikeouts at #2 South Carolina in the Columbia Regional on June 3; it was the longest outing by a Tiger in 2012 ... played for Duluth in the Northwest League in the summer, where he was 3-0 with a 6.12 ERA and 39 strikeouts against only 13 walks in 50.0 innings pitched over 14 appearances (eight starts).

2011: ACC Academic Honor Roll member ... had a 5-2 record, one save, and a 3.31 ERA in 23 appearances (seven starts) ... in 68.0 innings pitched, he allowed 55 hits (.221 opponents' batting average) and 19 walks with 63 strikeouts ... had one complete game, which tied him for fifth in the ACC in that category ... in 50.0 innings pitched over 11 appearances (five starts) in ACC regular-season games, he was 4-2 with a 3.06 ERA and allowed 38 hits (.211 opponents' batting average), two homers, and 15 walks with 48 strikeouts ... held opponents to a .150 batting average with two outs ... allowed only one of 13 inherited baserunners to score ... in 13.0 innings pitched after the seventh inning, he allowed just 10 hits (.204 opponents' batting average), no runs, and three walks with 14 strikeouts ... pitched 1.2 innings in relief, allowing no runs with three strikeouts against Wake Forest on Mar. 2 ... pitched 5.0 innings in relief, allowing three hits, no runs, and two walks with two strikeouts against #6 Virginia on Mar. 13 ... pitched 5.0 innings in relief, allowing one hit, no runs, and one walk with seven strikeouts to earn the win against Duke on Mar. 18 ... pitched 4.1 innings in relief, allowing two hits and one run with three strikeouts at N.C. State on Mar. 26 ... pitched 4.1 innings in relief, allowing two hits, no runs, and one walk with five strikeouts to earn the win against Maryland on Apr. 8 ... pitched 7.0 innings in his first career start, allowing five hits, two runs, and one walk with seven strikeouts to earn the win in the second game of a doubleheader at Boston College on Apr. 16 ... pitched 6.0 innings in a starting role, allowing four hits, three runs, and one walk with seven strikeouts to earn the win against Wake Forest on Apr. 24 ... struck out all three batters he faced in the eighth inning to record the save at Western Carolina on Apr. 27 ... pitched 6.1 innings in a starting role, allowing three hits, no runs, and no walks with one strikeout to earn the win in the second game of a doubleheader against Gardner-Webb on May 7; he threw just 53 pitches, 43 of which were strikes, and did not allow a runner past second base; he faced just one batter over the minimum and did not throw more than two balls to a batter ... pitched 8.0 innings in a starting role, allowing eight hits, three runs, and no walks with six strikeouts at Virginia Tech on May 15; it was his first career complete game.

2010: Had a 2-1 record, two saves, and a 5.90 ERA in 20 relief appearances ... in 29.0 innings pitched, he allowed 34 hits and eight walks with 23 strikeouts ... had 42 groundball outs compared to only 20 flyball outs ... in 15.0 innings pitched after the seventh inning, he allowed just five earned runs (3.00 ERA) and two walks with 13 strikeouts ... pitched a perfect inning in relief with one strikeout in his first career outing against Michigan State at Greenville, SC on Feb. 20 ... pitched 2.0 perfect innings in relief with one strikeout to record his first career save against Furman on Feb. 21 ... pitched 3.0 innings in relief, allowing one hit, no runs, and one walk with four strikeouts

2013 SENIORS & PRO SIGNEES

against Dayton on Mar. 3 ... retired all six batters he faced to close out the game to earn his first career win against N.C. State on Mar. 14 ... pitched 1.1 innings in relief, allowing one hit, no runs, and no walks to record the save in the second game of a doubleheader against Virginia Tech on Mar. 20 ... pitched 3.0 innings in relief, allowing three hits, two runs, and no walks with four strikeouts to earn the win against Georgia on Apr. 7 ... pitched a hitless and scoreless eighth inning at Duke on Apr. 11 ... pitched 3.1 innings in relief, allowing two hits and one run in the second game of a doubleheader against Florida Gulf Coast on May 2 ... pitched 2.0 innings in relief, allowing two hits and no runs at Maryland on May 8 ... pitched 2.0 innings in relief, allowing no walks with three strikeouts at Wake Forest on May 15 ... played for Oahu in the Hawaii Collegiate Baseball League in the summer, where he was 4-1 with a 1.22 ERA and 40 strikeouts in 37.0 innings pitched over seven appearances (six starts); he won the Top Pitcher Award as the league's best pitcher and was the starting pitcher for the Makai Islanders in the All-Star game; named the league's #7 prospect by **Baseball America**.

Before Clemson: Section pitcher-of-the-year as a senior at Cathedral Catholic High School ... #67 high school prospect in California and #395 high school prospect in the nation by **Perfect Game** ... team pitcher-of-the-year as a junior and senior ... member of the Division III state champions as a senior ... had a 9-2 record, 2.42 ERA, one save, and 64 strikeouts as a junior ... First-Team All-Western League selection as a junior ... district pitcher-of-the-year as a junior ... lettered three times in baseball at Cathedral Catholic High, where he was coached by Gary Remiker.

Personal: His father, Michael, played basketball at Cal Tech ... graduated on May 10, 2013 with a degree in management ... born Jonathan Paul Meyer on Jan. 2, 1991 in Upland, CA.

MEYER'S OVERALL STATS

Year	ERA	W-L	G-S	SV	IP	H	R	ER	BB	SO
2010	5.90	2-1	20-0	2	29.0	34	20	19	8	23
2011	3.31	5-2	23-7	1	68.0	55	26	25	19	63
2012	3.96	2-5	24-6	1	63.2	79	33	28	18	38
2013	3.28	2-0	19-3	0	46.2	61	18	17	7	37
Totals	3.86	11-8	86-16	4	207.1	229	97	89	52	161



#51 JOSEPH MOOREFIELD

LHP • L-L • 6-1 • 195 • 4VL

Woodruff, SC • James F. Byrnes HS

Left-hander who was used primarily to face left-handed batters ... in 34.0 innings pitched over 64 relief appearances and four active seasons, he had a 2-1 record and 5.03 ERA while allowing 44 hits and 17 walks with 26 strikeouts.

2013: One of three winners of Clemson's Academic Achievement Award, which goes to student-athletes who make significant and consistent improvement in their academic coursework ... had an 0-0 record and a 1.69 ERA in 15 relief appearances ... in 5.1 innings pitched, he allowed seven hits and five walks with two strikeouts ... did not allow a steal ... in 1.1 innings pitched over six relief appearances in ACC regular-season games, he did not allow an earned run ... struck out both batters he faced in relief against Winthrop on Feb. 27 ... retired both batters he faced in relief against #3 North Carolina in the ACC Tournament on May 24.

2012: Had an 0-0 record and a 6.23 ERA in 19 relief appearances ... in 8.2 innings pitched, he allowed 13 hits (.333 opponents' batting average) and two walks with 11 strikeouts ... held opponents to 1-for-11 (.091) with two outs, 0-for-8 with runners on base and two outs, and 3-for-18 (.167) with seven strikeouts with runners in scoring position ... allowed just one hit and no runs in 4.0 innings pitched after the seventh inning ... allowed only one of his 18 inherited baserunners and none of his last 16 inherited baserunners to score ... allowed only one hit and no runs in 3.0 innings pitched over seven relief appearances away from home ... in 3.2 innings pitched over seven relief appearances in night games, he allowed no hits, no runs, and one walk with four strikeouts ... retired the only batter he faced at #2 South Carolina in the Columbia Regional on June 2.

2011: Drafted in the 26th round (#786 overall pick) by the Kansas City Royals ... had a 2-1 record and 5.28 ERA in 24 relief appearances ... in 15.1 innings pitched, he allowed 19 hits (.292 opponents' batting average) and five walks with nine strikeouts ... did not throw a wild pitch ... allowed an earned run in only five of his 24 appearances ...

held left-handed batters to a .161 batting average ... allowed only four of 15 inherited baserunners to score ... pitched 2.0 innings in relief, allowing no hits, no runs, and no walks with two strikeouts to earn his first career win against #4 South Carolina on Mar. 6 ... struck out the only batter he faced with two outs in the seventh inning, the score tied 3-3, and the potential go-ahead run on third base to earn the win in the second game of a doubleheader at Virginia Tech on May 14 ... retired both batters he faced in relief with one strikeout at #4 Florida State on May 19.

2010: Had an 0-0 record and 5.79 ERA in six relief appearances ... in 4.2 innings pitched, he allowed five hits and five walks with four strikeouts ... allowed a run in only one of his six appearances and a hit in just two of his six appearances ... held opponents to 0-for-4 with two outs ... allowed just one hit in 10 at-bats and no runs with four strikeouts in 3.1 innings pitched over four relief appearances at home ... pitched a perfect eighth inning with two strikeouts against #16 Alabama in the Clemson Super Regional on June 13.

2009: Red-shirted.

Before Clemson: All-state pitcher at James F. Byrnes High School ... played in the North-South All-Star game ... #465 high school prospect in the nation by **Perfect Game** ... #63 high school lefthander prospect in the nation by **Perfect Game** ... #37 prospect in South Carolina by **Perfect Game** ... #4 prospect in South Carolina by **Impact Baseball** ... #4 lefthander prospect in South Carolina by **Diamond Prospect** ... all-region selection as a junior ... lettered five times in baseball at James F. Byrnes High, where he was coached by Chris Carter.

Personal: Graduated on May 10, 2013 with a degree in community recreation, sport, & camp management ... born Joseph Harvey Moorefield on Oct. 25, 1989 in Spartanburg, SC.

MOOREFIELD'S OVERALL STATS

Year	ERA	W-L	G-S	SV	IP	H	R	ER	BB	SO
2010	5.79	0-0	6-0	0	4.2	5	3	3	5	4
2011	5.28	2-1	24-0	0	15.1	19	11	9	5	9
2012	6.23	0-0	19-0	0	8.2	13	7	6	2	11
2013	1.69	0-0	15-0	0	5.1	7	3	1	5	2
Totals	5.03	2-1	64-0	0	34.0	44	24	19	17	26

THE 2013 FOUR-YEAR SENIORS MADE FOUR TRIPS TO THE NCAA TOURNAMENT FROM 2010-13.



ACC BASEBALL

2013 ACC STANDINGS

ATLANTIC DIVISION

Rk	Team	ACC				Overall					
		W	L	Win %	Home	Away	W	L	Win %	Home	Away
1.	* Florida State	20	10	.667	13-2	7-8	47	17	.734	35-5	11-9
2.	* N.C. State	19	10	.655	8-6	11-4	50	16	.758	30-8	15-5
3.	* Clemson	18	12	.600	10-5	8-7	40	22	.645	26-9	12-8
4.	Maryland	11	19	.367	6-9	5-10	30	25	.545	20-12	10-13
5.	Wake Forest	9	20	.310	6-9	3-11	28	27	.509	17-13	8-14
6.	Boston College	4	25	.138	3-9	1-16	12	40	.231	4-11	6-22

COASTAL DIVISION

Rk	Team	ACC				Overall					
		W	L	Win %	Home	Away	W	L	Win %	Home	Away
1.	* North Carolina [^]	21	7	.750	13-4	8-3	59	12	.831	40-7	10-3
2.	* Virginia	22	8	.733	14-2	8-6	50	12	.806	36-5	12-6
3.	* Virginia Tech	15	14	.517	7-7	8-7	40	22	.645	19-11	13-9
4.	* Georgia Tech	15	15	.500	9-6	6-9	37	27	.578	23-11	11-12
5.	* Miami (FL)	14	16	.467	8-7	6-9	37	25	.597	26-9	9-13
6.	Duke	9	21	.300	6-9	3-12	26	29	.473	18-13	8-16

* - NCAA Tournament participant; ^ - ACC Tournament champion

THE TRADITION

Consistency. It is the mark of true excellence in any endeavor. However, in today's intercollegiate athletics, competition has become so balanced and so competitive that it is virtually impossible to maintain a high level of consistency. Yet the Atlantic Coast Conference has defied the odds.

Now in its 61st season, the ACC has long enjoyed the reputation as one of the strongest and most competitive conferences in the country. And that is not mere conjecture...the numbers support it.

Since the league's inception in 1953, ACC institutions have combined for 131 NCAA championships, including 69 in women's competition and 62 in men's. In addition,

NCAA individual titles have gone to ACC student-athletes 150 times in men's competition and 105 times in women's action.

Wake Forest won the ACC's first national baseball championship during the 1954 season. One of the league's newest members, Miami (FL), has claimed four national baseball championships (1982,85,99,01) during the last 32 years.

In 2013, the ACC produced a record-tying eight NCAA Tournament teams. It was the eighth time in the last nine years that the ACC had at least seven NCAA Tourney teams. Six times in the last eight years, the ACC has sent multiple teams to the College World Series.

With North Carolina's Colin Moran being selected by the Florida Marlins as the #6 overall selection in the 2013 Major League draft, the ACC extended its streak with at least one first-round selection to 22 consecutive years. The ACC has had at least 40 players selected in each of the past eight Major League Drafts as well.

2013 ALL-ACC TEAM

FIRST TEAM

Pos.	Player	Team	Cl.
C	Zane Evans	Georgia Tech	Jr.
1B	Cody Stubbs	North Carolina	Sr.
2B	Reed Gragnani	Virginia	Sr.
SS	Trea Turner	N.C. State	So.
3B	Colin Moran	North Carolina	Jr.
3B	Chad Pinder	Virginia Tech	Jr.
OF	Tyler Horan	Virginia Tech	Jr.
OF	Daniel Palka	Georgia Tech	Jr.
OF	Mike Papi	Virginia	So.
DH/UT	Nick Howard	Virginia	So.
SP	Kent Emanuel	North Carolina	Jr.
SP	Buck Farmer	Georgia Tech	Sr.
SP	Bryan Radziewski	Miami (FL)	Jr.
SP	Carlos Rodon	N.C. State	So.
SP	Scott Sitz	Florida State	Sr.
RP	Kyle Crockett	Virginia	Jr.

SECOND TEAM

Pos.	Player	Team	Cl.
C	Stephen McGee	Florida State	Jr.
1B	Tarran Senay	N.C. State	Sr.
2B	Andy Perez	Duke	So.
2B	Steve Wilkerson	Clemson	Jr.
SS	Branden Cogswell	Virginia	So.
3B	Jordan Betts	Duke	Jr.
OF	Skye Bolt	North Carolina	Fr.
OF	Joe McCarthy	Virginia	Fr.
OF	DJ Stewart	Florida State	Fr.
OF	Charlie White	Maryland	So.
OF	Kyle Wren	Georgia Tech	Jr.
DH/UT	Shane Kennedy	Clemson	Jr.
SP	Daniel Gossett	Clemson	So.
SP	Jimmy Reed	Maryland	Sr.
SP	Luke Weaver	Florida State	So.
RP	Trent Thornton	North Carolina	Fr.

Player-of-the-Year	Colin Moran	North Carolina
Pitcher-of-the-Year	Kent Emanuel	North Carolina
Freshman-of-the-Year	Joe McCarthy	Virginia
Coach-of-the-Year	Brian O'Connor	Virginia

THE HISTORY

The ACC was founded on May 8, 1953 at the Sedgefield Inn near Greensboro, NC with seven charter members - Clemson, Duke, Maryland, North Carolina, N.C. State, South Carolina, and Wake Forest - drawing up the conference by-laws.

The withdrawal of seven institutions from the Southern Conference came early on the morning of May 8, 1953 during the Southern Conference's annual spring meeting. On June 14, 1953, the seven members met in Raleigh, NC, where a set of by-laws were adopted, and the name officially became the Atlantic Coast Conference.

Eddie Cameron of Duke recommended that the name of the conference be the Atlantic Coast Conference, and the motion was passed unanimously. The meeting concluded with each member institution assessed a \$200 fee to pay for the league's expenses.

On December 4, 1953, ACC officials met again at the Sedgefield Inn and officially admitted Virginia as the ACC's eighth member. The first and only withdrawal of a school from the ACC came on June 30, 1971, when South Carolina tendered its resignation.

The ACC operated with seven members until April 3, 1978, when Georgia Tech was admitted. The ACC expanded to nine members on July 1, 1991 with the addition of Florida State.

Exactly 12 years later to the day, the ACC announced that Miami and Virginia Tech would join the conference for the 2004-05 academic year. A few months later, Boston College was admitted as the ACC's 12th member. The Eagles, formerly of the Big East Conference, began athletic competition in 2005-06.

In 2013, Pittsburgh and Syracuse joined the ACC, while Notre Dame joined the ACC in all sports except football. Louisville will replace Maryland (in the summer of 2014), who will leave for the Big Ten Conference. Syracuse does not field a baseball squad, therefore the ACC is a 14-team baseball league.

ACC

SCHOOL AFFILIATION HISTORY

- **Boston College** - Charter member of Big East Conference in 1979 ... joined the ACC in 2005.
- **Clemson** - Charter member of Southern Intercollegiate Athletic Association in 1894...charter member of SoCon in 1921 ... charter member of ACC in 1953.
- **Duke** - Joined SoCon in 1928 ... charter member of ACC in 1953.
- **Florida State** - Charter member of Dixie Conference in 1948 ... joined Metro Conference in 1976 ... joined ACC in 1991.
- **Georgia Tech** - Charter member of Southern Intercollegiate Athletic Association in 1894 ... charter member of SoCon in 1921 ... charter member of SEC in 1932 ... joined ACC in 1978.
- **Maryland** - Charter member of SoCon in 1921 ... charter member of ACC in 1953.
- **Miami (FL)** - Charter member of Big East Football Conference in 1991 ... joined ACC in 2004.
- **North Carolina** - Charter member of Southern Intercollegiate Athletic Association in 1894 ... charter member of SoCon in 1921 ... charter member of ACC in 1953.
- **N.C. State** - Charter member of SoCon in 1921 ... charter member of ACC in 1953.
- **Notre Dame** - Joined Big East Conference in 1995 ... joined ACC in 2013.
- **Pittsburgh** - Joined Eastern College Athletic Conference in 1975 ... joined Big East Conference in 1982 ... joined ACC in 2013.
- **Syracuse** - Charter member of Big East Conference in 1979 ... joined ACC in 2013.
- **Virginia** - Charter member of Southern Intercollegiate Athletic Association in 1894 ... charter member of SoCon in 1921 ... resigned from SoCon in 1936 ... joined ACC in 1953.
- **Virginia Tech** - Charter member of SoCon in 1921 ... withdrew from SoCon in 1965 ... charter member of Big East Football Conference in 1991 ... joined ACC in 2004.
- **Wake Forest** - Joined SoCon in 1936 ... charter member of ACC in 1953.



CHAMPIONSHIP TRADITION

CHAMPIONSHIP TRADITION

Clemson has made 12 appearances in the College World Series and has won 18 NCAA regional championships. The tradition dates to 1947, when Clemson advanced to the Final Eight of the NCAA Tournament before losing to Yale and a first-baseman named George Bush. Clemson has gone to the College World Series six times (1995,96,00,02,06,10) in Head Coach **Jack Leggett's** 20 seasons in Tigertown.

Clemson has won an ACC regular-season title 21 times, more than any other ACC school. Clemson has won 14 ACC titles, also more than any other school. The program has the most ACC Tournament titles (9) in history as well.

CLEMSON HAS MADE 12 TRIPS TO THE COLLEGE WORLD SERIES, 11TH-MOST IN THE NATION.

NCAA BESTS SINCE 1994

NCAA TOURNAMENT APPEARANCES

Rk	Team	App.
1.	Cal State Fullerton	20
	Florida State	20
	Miami (FL)	20
4.	Clemson	19
	Rice	19

40-WIN SEASONS

Rk	Team	Seasons
1.	Florida State	20
2.	Rice	19
3.	Louisiana State	17
4.	Clemson	16
	Wichita State	16
6.	Cal State Fullerton	15
	South Carolina	15
8.	Georgia Tech	14
	Miami (FL)	14
	North Carolina	14
11.	Coastal Carolina	12
	Florida	12
	Notre Dame	12
	Stanford	12
	Texas	12
16.	Arizona State	11
	Oklahoma State	11
	Oral Roberts	11
19.	Alabama	10
	Central Florida	10
	N.C. State	10
	Oklahoma	10
	Texas A&M	10
	Tulane	10

50-WIN SEASONS

Rk	Team	Seasons
1.	Florida State	12
2.	Miami (FL)	7
	Wichita State	7
4.	Clemson	6
	Texas	6
6.	Cal State Fullerton	5
	Louisiana State	5
	North Carolina	5
	Rice	5
	South Carolina	5
11.	Alabama	4
	Coastal Carolina	4
	Georgia Tech	4
	Stanford	4
15.	Arizona State	3
	Nebraska	3
	Vanderbilt	3
	Virginia	3



CHAMPIONSHIP TRADITION



TIGER TITLES

ACC REGULAR-SEASON TITLES (21)

Year	ACC	Overall
1954	8-4	14-10
1958	12-3	22-8
1959	11-5	24-8
1967	11-2	29-9
1973	10-2	24-16
1974	10-1	23-15
1975	10-2	33-10
1976	10-2	36-15
1977	9-1	42-10
1978	10-2	39-14
1979	10-1	40-15
1981	10-4	34-24
1982	10-2	37-22
1984	12-2	38-17
1985	9-4	36-30-1
1988	18-2	54-14
1991	18-3	60-10
1992	19-5	50-14
1994	20-4	57-18
1995	20-4	54-14
2006	24-6	53-16

ACC TOURNAMENT TITLES (9)

Year	ACCT	Overall
1976	3-0	36-15
1978	3-0	39-14
1980	4-0	38-21
1981	5-1	34-24
1989	5-0	50-20
1991	5-0	60-10
1993	5-1	45-20
1994	4-1	57-18
2006	4-1	53-16

NCAA REGIONAL TITLES (18)

Year	Regional	Overall
1947	3-1	24-5
1958	4-1	22-8
1959	3-0	24-8
1976	3-0	36-15
1977	3-1	42-10
1980	3-0	38-21
1991	4-0	60-10
1995	4-0	54-14
1996	4-0	51-17
1999	4-1	42-27
2000	3-0	51-18
2001	3-0	41-22
2002	3-0	54-17
2005	3-0	43-23
2006	3-0	53-16
2007	3-0	41-23
2009	4-1	44-22
2010	3-1	45-25

NCAA SUPER REGIONAL TITLES (4)

Year	SR	Overall
2000	2-0	51-18
2002	2-1	54-17
2006	2-0	53-16
2010	2-1	45-25

CWS APPEARANCES (12)

Year	CWS	Overall
1958	1-2	22-8
1959	1-2	24-8
1976	1-2	36-15
1977	1-2	42-10
1980	0-2	38-21
1991	0-2	60-10
1995	0-2	54-14
1996	2-2	51-17
2000	1-2	51-18
2002	2-2	54-17
2006	1-2	53-16
2010	2-2	45-25

ATHLETIC FACILITIES

LOCATED DIRECTLY BEHIND DOUG KINGSMORE STADIUM, JERVEY ATHLETIC CENTER HOUSES THE CLEMSON BASEBALL COACHES' OFFICES, THE STRENGTH TRAINING ROOM, AND THE SPACIOUS ATHLETIC TRAINING ROOM (INSET).



JERVEY ATHLETIC CENTER & MCFADDEN BUILDING

The Jervy Athletic Center, named in honor of one of Clemson's most beloved sons (Frank Johnstone Jervy), is a two-level complex that is the home of the University's intercollegiate athletic program.

Clemson recently added the McFadden Building, the former home of Tiger football, to house athletic department operations. It was named in honor of Banks McFadden, the greatest Tiger athlete of the 20th century who played three sports at Clemson in the late 1930s.

Jervy Athletic Center and McFadden Building houses under two roofs offices for all of the coaching and related staffs for Clemson's sports (other than football), a unique feature that places the center among the most modern of its kind anywhere. Within the complexes are all of the personnel and related facilities needed to conduct an effective, top-flight intercollegiate athletic program.

Beneath the main floor of Jervy Athletic Center are dressing rooms for many of the varsity sports. Other facilities on this level include coaches' dressing rooms, a spacious training room, and an equipment room.

Attached to and complementing the administrative-coaching personnel building is a two-level, multi-purpose structure of 29,000 square-feet. The upper level of this building is where Jervy Gym is located.

The Jervy Athletic Center provides Tiger student-athletes with the most modern and up-to-date facilities in the country. It is one reason the Clemson University athletic program is recognized as one of the best in the entire country.

STRENGTH TRAINING ROOM

One of the most important facilities on the Clemson athletic landscape is the strength & conditioning facility. Located in Jervy Athletic Center, it has continued to keep up with one of the most progressive areas in college sports. Director of Olympic Sports Strength & Conditioning Dennis Love makes sure Clemson student-athletes in all sports are ready for competition.

Love recently oversaw a fourth major facility enhancement to the strength training room. When he came to Clemson, the facility covered 11,000 square feet. It has continued to grow and now covers nearly 15,000 square

feet. It is one of the most modern all-around facilities in the country.

The following improvements were made:

- State-of-the-art sound system
- Eight flat-screen plasma televisions
- Two computerized message displays
- State-of-the-art ventilation system
- New lighting system
- 18 new Sorinex Base Camp power racks
- PLAE multi-purpose rubberized flooring
- New purple upholstery on weightlifting equipment
- New paint on surrounding walls and columns
- Front entrance drop ceiling
- Metal overlay for awards displays
- Reconstruction of entryway walls
- Two 30m turf training sections

The plush atmosphere provides an interesting contrast to the physical exertion that takes place within the facility. When a student-athlete enters the etched-glass doors, he or she is greeted by nearly \$700,000 worth of state-of-the-art equipment.

The 10 plasma televisions/displays are positioned throughout the facility and are used for training and instruction, as strength coaches film athletes and work with them on their form.

Clemson has a staff of three full-time strength coaches along with two graduate assistants and four interns who ensure a Tiger baseball player receives as much individual attention as possible. Love makes training programs position specific, as they are designed to meet the specific needs of each player.

ATHLETIC TRAINING ROOM

The athletic training room is an important component of Clemson's athletic success. It is run by Danny Poole and houses the latest rehabilitation equipment. He heads up a staff of six full-time individuals, including Baseball Athletic Trainer Travis Johnston, with decades of experience. This staff (15 student and 10 graduate student athletic trainers) gives student-athletes the best possible care.

The athletic training room underwent renovations recently, making it one of the nation's top facilities. Along with cosmetic improvements, additions were made, including a hydrotherapy area, hot/cold jacuzzis, and a treatment tank with an underwater treadmill.

The athletic training room retained its whirlpools, isokinetic testing machine, numerous stationary bikes, upper-body exerciser, Stairmaster, and all the latest devices for all kinds of treatment.

Doctors have offices and an orthopedic examining room, and there is a conference room and library. There are staff members present from 7:00 AM until late in the evening, and doctors staff the room daily from 1:30 PM until closing and are available at all hours for special situations with student-athletes.



BASEBALL GROUNDS CREW



FRONT ROW (LEFT TO RIGHT) - MIKE ECHOLS, MATT STOVALL, CLAY BARNETTE, PETE SIGNORETTI, RAY HUBBARD, DON GARRETT, JACOB ADDISON. BACK ROW - MARK HENDRICKS, TOMMY KORVER, ALEX CRAIGIE, K.C. BELL, MADISON STONE, ELI ROLAND, BEN WILSON. NOT PICTURED - BRANDON GREEN, DEION LATIMER, BERT McCARTY.

Doug Kingsmore Stadium's playing surface is one of the best in the country thanks to the dedication of many members of the Tiger Grounds Crew. Mike Echols, supervisor of athletic grounds for the past 13 years and former Clemson golfer (1981-83), heads up the team that was recently honored.

In 2005, **ABCA** and Turface Athletics awarded Echols and the grounds crew, which includes many volunteers, as hav-

ing the best collegiate baseball field in the country based on their exemplary infield and turf maintenance programs. It is a distinction the grounds crew members take great pride in. Then in the summer of 2013, the playing surface was re-leveled and a new drainage system was added.

Today, the Tiger Grounds Crew has former members working for the several Major League organizations and many other venues across the country.

"Mike and his staff exemplify what Clemson is all about," said Head Coach Jack Leggett. "They exhibit tremendous pride and a never-ending work ethic."

"We play on many fields and are familiar with a lot of grounds crews. But our players and coaches always comment that we have the best. The pride in their work is far above any I've seen. Our players, coaches, and fans appreciate their dedication."



DOUG KINGSMORE STADIUM



Doug Kingsmore Stadium, the home of Tiger baseball since 1970, has seen many changes and improvements over the years, but it has not lost its aesthetic beauty and unique feel on the west side of the Clemson University campus.



Former Clemson baseball star and Board of Trustees Emeritus Doug Kingsmore gave the athletic department a \$1 million gift towards renovation of Clemson's baseball stadium, formerly known as Tiger Field. And during the 2002 and 2003 offseasons, Doug Kingsmore Stadium underwent radical renovations, as over \$5 million was spent. Since then, several other renovations have been performed to keep Doug Kingsmore Stadium among the best in the country.

Kingsmore played for the Tiger varsity squad for three seasons (1952-54). An All-ACC and All-District III outfielder in 1954, Kingsmore became the first Tiger in history to hit 10 home runs in a season. He did that in 1954 while playing just 24 games. He led the ACC in home runs and runs (25) that year, and he led the Tigers in batting average (.371), slugging percentage (.742), and RBIs (27).

Kingsmore played three years of professional baseball in the Baltimore Oriole organization before beginning a successful business career. He served three terms on the Clemson University Board of Trustees and became Trustee Emeritus when his elected term expired in 2002.

Clemson was #7 in the country in average attendance (4,751) in 2013. It marked Clemson's 20th straight top-20 finish and 12th season in a row in the top 10. Thanks in large part to that support, CollegeBaseballDaily.com rated Doug Kingsmore Stadium as the #7 stadium in the nation in the summer of 2013.

This outstanding fan support from the Clemson community and the Upstate of South Carolina has contributed to the Tigers' outstanding home-field record. Clemson has played at Doug Kingsmore Stadium for 44 years and has a winning percentage of nearly 80 percent. That includes a 355-99 record (.782) in ACC regular-season contests.

The Tigers have had a winning record in all 44 seasons at Doug Kingsmore Stadium. Clemson is 567-155 (.785) at Doug Kingsmore Stadium during Jack Leggett's 20 years as head coach of the Tigers.

Nine times during the 1994 season, an opposing top-20 team tasted defeat at Doug Kingsmore Stadium, and four times a team ranked in the top three lost to the Tigers. Seven wins against top-20 teams, including three victories over a top-10 Florida State squad, were recorded at home in the 1996 season.

In 2000, the Tigers had an 8-3 record against top-25 foes at Doug Kingsmore Stadium. After Clemson won three games against #2 Florida State, Head Coach Mike Martin opined on how tough it is to play at Doug Kingsmore Stadium.

"If you had told me in 1992 that we were going to go to a place where we'd be 2-13 over the next eight years, I would have gone to the administration and suggested we join another conference," Martin told the **Tallahassee Democrat**. "Clemson is a very tough place to play...the toughest place to play of any place I've ever competed in all my years of college baseball. The good news is it's 727 days before we have to go back to Clemson."

Martin echoed those sentiments 12 years later after his top-ranked Seminoles salvaged the series with their only win in the series in the finale at Doug Kingsmore Stadium in 2012.

"That was one of the biggest wins of the year for us. I don't care what anyone says...this is the toughest place that I have had to play a baseball game in all of my years of coaching."

Doug Kingsmore Stadium has seen steady improvement since its first season in 1970 and is now one of the top facilities in the country. Just ask people at **Baseball America**, who released a coaches' ranking that named it one of the nation's best facilities in 2003. And that ranking was done before any of the major renovations were finished. Evidence of its rating among facilities across the nation has been demonstrated in recent years, when Doug Kingsmore Stadium was named as a site for a regional and/or a super regional in 1994, 1995, 1996, 1998, 2000, 2001, 2002, 2005, 2006, 2009, 2010, and 2011.

The renovations to Doug Kingsmore Stadium began during the summer of 2002, which has kept Clemson's

ballpark among the country's best. The stadium has a brick façade that surrounds every entrance. A green roof that covers much more of the stands and a press box that is twice as large adds to the comfort of fans attending the game and the media covering it. The press box, which is accessible by elevator, includes four large booths for broadcasting and a separate media center that accommodates 18 writers.

There is also a patio area outside the press box that is above the existing stands along the first and third-base lines. The area is used for receptions and other events throughout the year.

Two ticket booths, concession stands with an adjoining picnic area, and enlarged restrooms make the facility easily accessible and fan-friendly. Reserved seats have also been added to the grandstand. A grand stairway leading from the McFadden Building parking lot to the stadium's main entrance is an added feature from a convenience and aesthetic aspect.

The players also realize improvements, as four batting cages were constructed beyond the right-field fence. The dugouts were almost doubled in length and width. And the players have a spacious locker room and lounge underneath the first-base grandstand.

Prior to the 2005 season, PawVision, the videoboard that was used in the football stadium, was moved to Doug Kingsmore Stadium. Prior to the 2008 season, new lights were installed, then a practice facility with field turf was built behind the batting cages in 2009. Additional chairback seats were also added behind the right-field fence.

Prior to the 2010 season, the Thomas F. Chapman Grandstands were constructed behind the left-field fence, adding 1,000 seats. Chapman, who was a two-time All-ACC pitcher at Clemson (1963-65), gave \$2 million to the University, \$1 million of which went to the grandstands.



FUTURE RENOVATIONS ARE IN THE WORKS FOR DOUG KINGSMORE STADIUM, INCLUDING A NEW BASEBALL BUILDING AND CLUBHOUSE.

DOUG KINGSMORE STADIUM



Before the 2013 season, chairback seats were added in the main grandstand, replacing the bleacher seats. The videoboard was upgraded as well. After the 2013 season, the playing surfaced was re-leveled and an upgraded drainage system was installed. Home plate was also moved out 10 feet, creating more space behind home plate and shorter distances to the outfield fence.

In future years, the stadium will continue with upgrades, including a new three-story building behind the first-base grandstand. It will have a state-of-the-art clubhouse, coaches offices, and player lounge among other amenities.

Doug Kingsmore Stadium is equipped with a "Super-Sopper," which cuts down on rainouts. Clemson is one of a few schools in the nation with this machine that removes water from the field.

The stadium is located in the middle of Clemson's athletic facilities. It is across the street from Littlejohn Coliseum, home of Tiger basketball, and Memorial Stadium, home of Clemson football. It is located directly behind Jervey Athletic Center, home of the baseball offices.

Doug Kingsmore Stadium has over 4,400 permanent seats, but is capable of holding 6,016 fans thanks to a hill area down the left-field line that is popular with the Clemson student-body. The stadium attendance record was set on

March 7, 2004 when 6,480 fans saw #5 South Carolina defeat the Tigers 8-7 in 10 innings.

The park also features a terrace in the outfield adjacent to the fence, similar to the old Crosley Field in Cincinnati, OH, which ironically was torn down the year Doug Kingsmore Stadium was built. The late Bill Wilhelm, Clemson's longtime coach who was the skipper when the field was built, liked

the look and practicality of a field with grass all the way around the outfield instead of gravel or dirt.

Former Major League catcher Jason Varitek, who played at Georgia Tech in the 1990s, said Doug Kingsmore Stadium was his favorite venue to play at. "They had rowdy fans. And the fans are right on the action. They were closer to the on-deck circle than we were."



THE TIGERS WERE #7 IN THE NATION IN AVERAGE HOME ATTENDANCE (4,751) IN THE 2013 SEASON.

RECORD VS. OPPONENTS AT DOUG KINGSMORE STADIUM

Opponent ^(First-Last Game)	W-L	Win %	Erskine ⁽¹⁹⁷⁷⁻⁸⁴⁾	4-0	1.000	Miami (OH) ⁽²⁰¹⁰⁾	1-0	1.000	South Alabama ⁽¹⁹⁸⁷⁻⁰²⁾	4-3	.571
Alabama ⁽¹⁹⁸²⁻¹⁰⁾	5-4	.556	Florida Atlantic ⁽¹⁹⁹⁸⁾	1-1	.500	Michigan State ⁽²⁰⁰⁹⁾	1-0	1.000	South Carolina⁽¹⁹⁷⁰⁻¹³⁾	49-26	.653
Alabama-Birmingham ⁽²⁰¹²⁾	2-1	.667	Florida Gulf Coast ⁽²⁰¹⁰⁾	3-1	.750	Middle Tennessee ⁽²⁰⁰⁰⁾	2-0	1.000	South Carolina-Aiken ⁽¹⁹⁸⁵⁾	1-0	1.000
Appalachian State⁽¹⁹⁷³⁻⁹⁷⁾	16-2	.889	Florida International ⁽¹⁹⁸⁵⁾	1-1	.500	Mississippi State ⁽²⁰⁰⁰⁻⁰⁶⁾	3-0	1.000	South Carolina-Upstate ⁽²⁰⁰⁹⁻¹³⁾	3-0	1.000
Arkansas ⁽²⁰⁰²⁾	2-1	.667	Florida State⁽¹⁹⁷¹⁻¹²⁾	28-15	.651	Morehead State ⁽¹⁹⁹⁷⁻¹³⁾	5-0	1.000	South Florida ⁽¹⁹⁹⁶⁾	1-2	.333
Auburn ⁽¹⁹⁸⁷⁻⁰⁴⁾	10-5	.667	Francis Marion ⁽¹⁹⁷⁶⁻⁸⁶⁾	4-1	.800	Navy ⁽¹⁹⁹⁵⁾	1-0	1.000	Southern California ⁽¹⁹⁹⁸⁾	0-1	.000
Augusta ⁽¹⁹⁸⁴⁻⁹¹⁾	2-0	1.000	Furman⁽¹⁹⁸³⁻¹²⁾	28-5	.848	Nevada-Las Vegas⁽²⁰⁰⁰⁾	2-1	.667	Stetson ⁽¹⁹⁹⁸⁾	3-0	1.000
Ball State ⁽¹⁹⁸⁴⁾	1-2	.333	Gardner-Webb ⁽¹⁹⁷⁵⁻¹³⁾	8-0	1.000	New Hampshire ⁽¹⁹⁹⁴⁾	1-0	1.000	Tampa ⁽¹⁹⁹²⁾	3-0	1.000
Belmont Abbey ⁽¹⁹⁷⁰⁻⁷¹⁾	3-0	1.000	George Mason ⁽¹⁹⁹⁵⁻⁰⁷⁾	8-1	.889	New York Tech ⁽²⁰⁰¹⁾	3-0	1.000	Tennessee ⁽¹⁹⁸¹⁻⁹⁷⁾	12-2	.857
Boston College⁽²⁰⁰⁷⁻¹²⁾	8-4	.667	George Washington ⁽¹⁹⁷⁰⁾	1-0	1.000	Newberry ⁽¹⁹⁷⁷⁾	0-1	.000	Tennessee Tech ⁽²⁰⁰³⁻¹²⁾	5-0	1.000
California ⁽¹⁹⁹⁷⁾	1-2	.333	Georgia⁽¹⁹⁷⁰⁻¹³⁾	35-13	.729	North Carolina ⁽¹⁹⁷⁰⁻¹²⁾	37-17	.685	Toledo ⁽¹⁹⁷⁶⁻⁷⁷⁾	5-3	.625
California-Irvine ⁽²⁰⁰⁵⁾	3-0	1.000	Georgia Southern ⁽¹⁹⁷¹⁻¹³⁾	28-11	.718	North Carolina A&T ⁽²⁰⁰⁵⁾	1-0	1.000	Valdosta State ⁽¹⁹⁸⁷⁾	2-0	1.000
Campbell ⁽¹⁹⁸²⁻⁹⁰⁾	3-1	.750	Georgia Tech ⁽¹⁹⁷⁰⁻¹³⁾	37-17	.685	North Carolina State⁽¹⁹⁷⁰⁻¹²⁾	43-16	.729	Vanderbilt ⁽¹⁹⁸⁶⁾	1-1	.500
Central Florida ⁽²⁰⁰⁴⁾	1-2	.333	High Point⁽¹⁹⁷⁶⁻⁰⁸⁾	8-0	1.000	North Carolina-Asheville ⁽¹⁹⁹⁸⁻⁰⁹⁾	4-0	1.000	Vermont ⁽¹⁹⁷⁰⁾	1-0	1.000
Central Michigan ⁽¹⁹⁷³⁾	0-1	.000	Holy Cross ⁽²⁰¹²⁾	1-0	1.000	North Carolina-Greensboro ⁽²⁰⁰⁸⁾	2-0	1.000	Virginia ⁽¹⁹⁷⁰⁻¹³⁾	41-13	.759
Charleston Southern ⁽¹⁹⁷⁶⁻¹³⁾	14-0	1.000	Howard ⁽¹⁹⁷⁸⁻⁸²⁾	10-0	1.000	North Carolina-Wilmington ⁽¹⁹⁷⁶⁻⁰⁹⁾	21-3	.875	Virginia Tech⁽¹⁹⁸⁰⁻¹⁰⁾	15-2	.882
Charleston, College of ⁽²⁰⁰¹⁻¹²⁾	12-1	.923	Illinois ⁽¹⁹⁸⁶⁻⁰⁰⁾	3-0	1.000	Notre Dame ⁽¹⁹⁹⁴⁾	0-1	.000	Wake Forest ⁽¹⁹⁷⁰⁻¹³⁾	52-8	.867
Charlotte ⁽¹⁹⁸⁵⁻⁰⁹⁾	8-2	.800	Jacksonville ⁽¹⁹⁹⁵⁾	1-0	1.000	Ohio ⁽¹⁹⁷⁰⁻⁰¹⁾	14-7	.667	West Virginia ⁽¹⁹⁷²⁻⁹⁶⁾	6-0	1.000
Cincinnati ⁽²⁰¹¹⁾	1-0	1.000	James Madison⁽¹⁹⁷⁶⁻⁰⁶⁾	15-0	1.000	Ohio State ⁽¹⁹⁸⁰⁻⁸⁸⁾	9-3	.750	Western Carolina⁽¹⁹⁷⁴⁻¹³⁾	39-5	.886
Citadel, The ⁽¹⁹⁸²⁻⁰⁴⁾	13-2	.867	Kansas ⁽²⁰⁰⁶⁾	2-1	.667	Oklahoma State ⁽²⁰⁰⁹⁾	2-1	.667	Western Michigan ⁽¹⁹⁷³⁾	1-1	.500
Coastal Carolina⁽¹⁹⁸⁸⁻¹²⁾	30-6	.833	Kansas State ⁽¹⁹⁹⁹⁾	3-0	1.000	Old Dominion ⁽¹⁹⁸³⁻⁰³⁾	27-5	.844	Wichita State ⁽¹⁹⁸¹⁾	0-1	.000
Columbus ⁽¹⁹⁹¹⁾	2-0	1.000	Kentucky ⁽¹⁹⁸⁵⁻⁹⁷⁾	4-1	.800	Oral Roberts ⁽²⁰⁰⁵⁻⁰⁶⁾	3-0	1.000	William & Mary ⁽²⁰⁰⁰⁻¹³⁾	5-1	.833
Connecticut ⁽²⁰¹¹⁾	0-2	.000	Lewis ⁽¹⁹⁷⁷⁻⁷⁸⁾	6-0	1.000	Pacific ⁽²⁰⁰⁷⁾	3-0	1.000	Winthrop⁽¹⁹⁸¹⁻¹³⁾	14-4	.778
Davidson ⁽¹⁹⁸⁶⁻¹¹⁾	3-0	1.000	Liberty ⁽¹⁹⁸⁸⁻⁹⁹⁾	2-2	.500	Presbyterian College⁽²⁰⁰⁹⁻¹³⁾	4-1	.800	Wofford ⁽¹⁹⁹⁹⁻¹³⁾	10-0	1.000
Dayton ⁽²⁰¹⁰⁾	1-0	1.000	Louisville ⁽¹⁹⁷⁰⁻⁷²⁾	6-0	1.000	Purdue ⁽²⁰⁰²⁾	3-0	1.000	Wright State ⁽²⁰¹⁰⁻¹³⁾	6-0	1.000
Duke ⁽¹⁹⁷⁰⁻¹³⁾	47-7	.870	Maine⁽¹⁹⁹⁶⁻¹²⁾	15-1	.938	Richmond ⁽²⁰⁰¹⁾	2-1	.667	Totals	1070-273	.797
East Carolina ⁽¹⁹⁷⁹⁻⁰²⁾	9-2	.818	Maryland ⁽¹⁹⁷⁰⁻¹³⁾	57-4	.934	Rider ⁽¹⁹⁷⁰⁾	2-0	1.000	Note: Bold denotes 2014 opponent that is scheduled to play at Doug Kingsmore Stadium.		
East Tennessee State ⁽¹⁹⁷¹⁻¹¹⁾	16-4	.800	Marshall ⁽¹⁹⁷⁵⁻⁹⁰⁾	15-1	.938	Sacred Heart ⁽²⁰¹¹⁾	1-0	1.000			
Eastern Kentucky ⁽¹⁹⁹²⁾	2-0	1.000	Memphis ⁽²⁰⁰⁷⁾	2-1	.667	Saint John's ⁽¹⁹⁷⁵⁾	1-0	1.000			
Eastern Michigan⁽²⁰¹¹⁾	2-1	.667	Mercer ⁽¹⁹⁷⁴⁻⁰⁸⁾	9-1	.900	Seton Hall ⁽¹⁹⁸⁹⁻⁰¹⁾	5-0	1.000			
Elon ⁽²⁰⁰⁰⁻¹²⁾	13-6	.684	Miami (FL)⁽¹⁹⁸⁹⁻¹²⁾	11-7	.611	Siena ⁽¹⁹⁹⁶⁾	2-0	1.000			

DOUG KINGSMORE STADIUM

YEAR-BY-YEAR RECORDS

Year	ACC	Win %	Overall	Win %
1970	10-0	1.000	20-1	.952
1971	6-1	.857	17-6	.739
1972	4-1	.800	12-3	.800
1973	3-1	.750	8-7	.533
1974	6-1	.857	13-3	.813
1975	7-1	.875	18-2	.900
1976	7-0	1.000	15-4	.789
1977	6-2	.750	23-4	.852
1978	6-0	1.000	24-2	.923
1979	5-0	1.000	17-2	.895
1980	7-2	.778	25-6	.806
1981	7-0	1.000	17-9	.654
1982	7-1	.875	21-7	.750
1983	4-1	.800	16-5	.762
1984	6-2	.750	21-10	.677
1985	5-0	1.000	16-9	.640
1986	6-2	.750	23-7	.767
1987	8-2	.800	30-6	.833
1988	11-0	1.000	30-2	.938
1989	7-1	.875	27-5	.844
1990	8-2	.800	26-5	.839
1991	10-1	.909	31-1	.969
1992	10-2	.833	27-4	.871
1993	4-6	.400	23-8	.742
1994	11-1	.917	28-5	.848
1995	11-1	.917	33-1	.971
1996	9-3	.750	34-8	.810
1997	9-2	.818	28-5	.848
1998	9-2	.818	33-6	.846
1999	9-3	.750	25-7	.781
2000	10-2	.833	37-5	.881
2001	10-2	.833	27-8	.771
2002	7-5	.583	36-9	.800
2003	9-3	.750	27-6	.818
2004	10-2	.833	23-9	.719
2005	11-4	.733	25-7	.781
2006	15-0	1.000	36-5	.878
2007	9-6	.600	25-11	.694
2008	6-9	.400	18-13	.581
2009	11-4	.733	31-9	.775
2010	12-3	.800	29-9	.763
2011	9-6	.600	28-9	.757
2012	8-7	.533	21-14	.600
2013	10-5	.667	26-9	.743
Totals	355-99	.782	1070-273	.797

CLEMSON VS. ACC AT DOUG KINGSMORE STADIUM

Team	W-L	Win %
Boston College	8-4	.667
Duke	46-7	.868
Florida State	22-11	.667
Georgia Tech	31-15	.674
Maryland	57-4	.934
Miami (FL)	8-4	.667
North Carolina	37-17	.685
N.C. State	42-16	.724
South Carolina	2-0	1.000
Virginia	44-13	.772
Virginia Tech	9-0	1.000
Wake Forest	49-8	.860
Totals	355-99	.782

Note: Only includes regular-season games and record against opponents as members of the ACC.

SINGLE-SEASON ATTENDANCE BESTS

Rk	Year	Dates	Total	Avg.
1.	2007	34	163,537	4810
2.	2013	31	147,296	4751
3.	2006	39	184,946	4742
4.	2009	36	170,156	4727
5.	2010	35	164,285	4694



DOUG KINGSMORE STADIUM

2013 ATTENDANCE LEADERS


Rk	School	Dates	Total	Avg.
1.	Louisiana State	43	473,298	11,007
2.	Arkansas	30	250,055	8335
3.	Mississippi	30	239,909	7997
4.	Mississippi State	37	281,840	7617
5.	South Carolina	35	260,605	7446
6.	Texas	31	179,479	5790
7.	Clemson	31	147,296	4751
8.	Florida State	37	167,473	4526
9.	Texas A&M	33	149,263	4523
10.	Creighton	22	88,916	4042



OMAHA CHALLENGE

IN THE FALL OF 1998, HEAD COACH JACK LEGGETT CONCEIVED A COMPETITION TO TEST HIS PLAYERS AND HELP THEM REACH THEIR STRENGTH GOALS. FIFTEEN YEARS LATER, THE OMAHA CHALLENGE STILL SERVES AS AN INTENSE FORM OF EVALUATION TO MEASURE MUSCULAR ENDURANCE, MENTAL TOUGHNESS, AND DEVELOP TEAM UNITY USING A VARIETY OF RESISTANCE, AGILITY, AND CONDITIONING TESTS.

HOW BADLY DO YOU WANT IT?



CAREER MAJOR LEAGUE TIGER STATS

BATTING

Player	Last Team	Years (Seasons)	G	AB	R	H	2B	3B	HR	RBI	BA
Jeff Baker	Rangers	2005-13 (9)	617	1513	206	404	95	11	48	199	.267
Brian Barnes	Dodgers	1990-94 (5)	116	107	3	15	0	0	0	4	.140
Kris Benson	Orioles	1999,00,02-06 (7)	191	316	23	41	7	0	1	22	.130
Jerry Brooks	Marlins	1993,96 (2)	17	14	4	4	1	1	1	4	.286
Ty Cline	Reds	1960-71 (12)	892	1834	251	437	53	25	6	125	.238
Cad Coles	Packers	1914 (1)	78	194	17	49	7	3	1	25	.253
Tyler Colvin	Rockies	2009-13 (5)	384	1076	148	259	53	18	47	160	.241
John Curtis	Angels	1970-84 (15)	445	359	29	63	4	3	0	16	.175
Mark Davidson	Astros	1986-91 (6)	413	661	88	149	27	3	6	57	.225
Rusty Gerhardt	Padres	1974 (1)	23	6	0	1	0	0	0	0	.167
Khalil Greene	Cardinals	2003-09 (7)	736	2567	322	628	157	14	90	352	.245
Bert Heffernan	Mariners	1992 (1)	8	11	0	1	1	0	0	1	.091
Mike Holtz	Red Sox	1996-02,06 (8)	174	3	0	0	0	0	0	0	.000
Jimmy Key	Orioles	1984-98 (15)	437	2	0	0	0	0	0	0	.000
Billy Koch	Marlins	1999-04 (6)	65	2	0	0	0	0	0	0	.000
Brian Kowitz	Braves	1995 (1)	10	24	3	4	1	0	0	3	.167
Joe Landrum	Dodgers	1950,52 (2)	16	8	0	1	0	0	0	1	.125
Matthew LeCroy	Twins	2000-07 (8)	476	1388	146	361	68	1	60	218	.260
John McMakin	Dodgers	1902 (1)	4	11	3	2	0	0	0	0	.182
Norm McMillan	Cubs	1922-24,28,29 (5)	413	1356	157	353	74	16	6	147	.260
Billy McMillon	Athletics	1996,97,00,01,03,04 (6)	269	601	66	149	35	3	16	93	.248
Brad Miller	Mariners	2013 (1)	76	306	41	81	11	6	8	36	.265
Shane Monahan	Mariners	1998,99 (2)	78	226	20	53	8	1	4	28	.235
Billy O'Dell	Pirates	1954,56-67 (13)	530	528	43	66	6	0	2	19	.125
Flint Rhem	Cardinals	1924-28,30-36 (12)	294	610	43	88	11	0	3	48	.144
Bill Schroeder	Angels	1983-90 (8)	376	1262	153	303	49	1	61	152	.240
Kurt Seibert	Cubs	1979 (1)	7	2	2	0	0	0	0	0	.000
Danny Sheaffer	Cardinals	1987,89,93-97 (7)	389	946	87	219	38	5	13	110	.232
Vet Sitton	Indians	1909 (1)	14	13	0	2	1	0	0	0	.154
Bill Spiers	Astros	1989-01 (13)	1252	3408	477	922	158	35	37	388	.271
Tim Teufel	Padres	1983-93 (11)	1073	3112	415	789	185	12	86	379	.254
Denny Walling	Astros	1975-92 (18)	1271	2945	372	799	142	30	49	380	.271
Keith Williams	Giants	1996 (1)	9	20	0	5	0	0	0	0	.250
Scott Winchester	Reds	1997,98,00,01 (4)	35	26	0	3	0	0	0	1	.115

Note: **Bold** denotes 2013 Major Leaguer.

PITCHING

Player	Last Team	Years (Seasons)	W-L	Win %	App.	GS	IP	H	BB	SO	ERA
Brian Barnes	Dodgers	1990-94 (5)	14-22	.389	116	56	406.1	364	204	275	3.94
Kris Benson	Diamondbacks	1999,00,02-06,09,10 (9)	70-75	.483	206	200	1243.2	1292	441	806	4.42
Jason Berken	Cubs	2009-12 (4)	10-20	.333	110	28	248.2	320	91	163	5.36
Mike Brown	Mariners	1982-87 (6)	12-20	.375	61	42	253.2	324	102	115	5.75
John Curtis	Angels	1970-84 (15)	89-97	.478	438	199	1641.0	1695	669	825	3.96
Chris Dwyer	Royals	2013 (1)	0-0	----	2	0	3.0	2	1	2	0.00
Rusty Gerhardt	Padres	1974 (1)	2-1	.667	23	1	35.2	44	17	22	7.07
Mike Holtz	Red Sox	1996-02,06 (8)	16-19	.457	353	0	240.0	245	131	223	4.76
Steven Jackson	Pirates	2009,10 (2)	2-4	.333	51	0	54.1	55	28	28	4.31
Jimmy Key	Orioles	1984-98 (15)	186-117	.614	470	389	2591.2	2518	668	1538	3.51
Billy Koch	Marlins	1999-04 (6)	29-25	.537	379	0	407.1	379	191	357	3.89
Joe Landrum	Dodgers	1950,52 (2)	1-3	.250	16	5	44.2	58	11	22	5.64
John McMakin	Dodgers	1902 (1)	2-2	.500	4	4	32.0	34	11	6	3.09
Mike Milchin	Orioles	1996 (1)	3-1	.750	39	0	32.2	44	17	29	7.44
D.J. Mitchell	Yankees	2012 (1)	0-0	----	4	0	4.2	7	3	2	3.86
Daniel Moskos	Pirates	2011 (1)	1-1	.500	31	0	24.1	29	9	11	2.96
Ron Musselman	Blue Jays	1982,84,85 (3)	4-2	.667	48	4	89.1	95	40	47	3.73
Billy O'Dell	Pirates	1954,56-67 (13)	105-100	.512	479	199	1817.0	1697	556	1133	3.29
John Pawlowski	White Sox	1987,88 (2)	1-0	1.000	8	0	17.2	27	6	12	7.64
Chuck Porter	Brewers	1981-85 (5)	13-13	.500	54	34	237.0	278	54	136	4.14
Flint Rhem	Cardinals	1924-28,30-36 (12)	105-97	.520	294	229	1725.1	1958	529	534	4.20
Tony Sipp	Diamondbacks	2009-13 (5)	14-9	.609	304	0	258.0	202	133	267	3.85
Vet Sitton	Indians	1909 (1)	3-2	.600	14	5	50.0	50	16	16	2.88
Brian Snyder	Athletics	1985,89 (2)	1-2	.333	17	6	36.0	46	21	24	6.75
Harold Stowe	Yankees	1960 (1)	0-0	----	1	0	1.0	0	1	0	9.00
Ken Vining	White Sox	2001 (1)	0-0	----	8	0	6.2	15	7	3	17.55
Matt White	Nationals	2003,05 (2)	0-2	.000	7	1	9.2	17	8	3	16.76
Scott Winchester	Reds	1997,98,00,01 (4)	3-8	.273	38	17	116.1	149	35	55	5.42

Note: **Bold** denotes 2013 Major Leaguer.



MAJOR LEAGUE BESTS

SEASONS

Rk	Player	Years	Seasons
1.	Denny Walling	1975-92	18
2.	John Curtis	1970-84	15
	Jimmy Key	1984-98	15
4.	Billy O'Dell	1954,56-67	13
	Bill Spiers	1989-01	13

CAREER HITS

Rk	Player	Years (Seasons)	Hits
1.	Bill Spiers	1989-01 (13)	922
2.	Denny Walling	1975-92 (18)	799
3.	Tim Teufel	1983-93 (11)	789
4.	Khalil Greene	2003-09 (7)	628
5.	Ty Cline	1960-71 (12)	437

CAREER WINS

Rk	Player	Years (Seasons)	Wins
1.	Jimmy Key	1984-98 (15)	186
2.	Flint Rhem	1924-28,30-36 (12)	105
	Billy O'Dell	1954,56-67 (13)	105
4.	John Curtis	1970-84 (15)	89
5.	Kris Benson	1999,00,02-06,09,10 (9)	70

LED LEAGUE IN STATISTICAL CATEGORY

Year	Player	Team (League)	Cat.	Stat
1926	Flint Rhem	Cardinals (NL)	Wins	20
1958	Billy O'Dell	Orioles (AL)	K/BB	2.69
	Billy O'Dell	Orioles (AL)	HR/9 IP	0.53
1987	Jimmy Key	Blue Jays (AL)	ERA	2.76
	Jimmy Key	Blue Jays (AL)	Opp. BA	.221
	Jimmy Key	Blue Jays (AL)	Opp. OB %	.273
1993	Jimmy Key	Yankees (AL)	Win %	.750
1994	Jimmy Key	Yankees (AL)	Wins	17

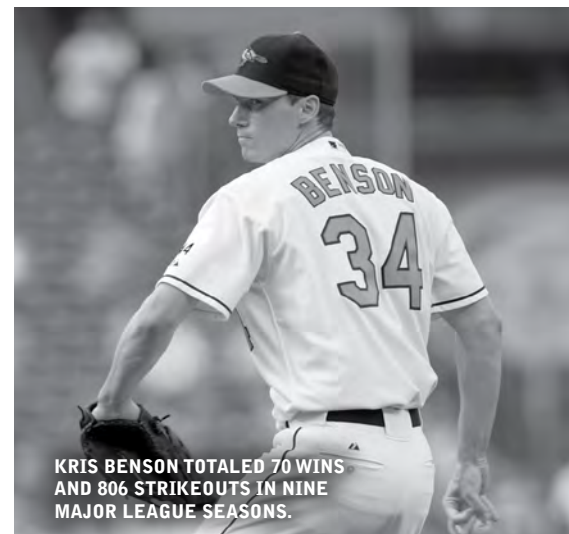
ALL-STAR GAME SELECTIONS

Year	Player	Pos.	Team (League)
1958	Billy O'Dell	LHP	Orioles (AL)
1959	Billy O'Dell	LHP	Orioles (AL)
1985	Jimmy Key	LHP	Blue Jays (AL)
1991	Jimmy Key	LHP	Blue Jays (AL)
1993	Jimmy Key	LHP	Yankees (AL)
1994	Jimmy Key	LHP	Yankees (AL)

WORLD SERIES PARTICIPANTS

Year	Player	Pos.	Team (League)
1922	Norm McMillan	3B	Yankees (AL)
1926	* Flint Rhem	RHP	Cardinals (NL)
1928	Flint Rhem	RHP	Cardinals (NL)
1929	Norm McMillan	3B	Cubs (NL)
1930	Flint Rhem	RHP	Cardinals (NL)
1931	* Flint Rhem	RHP	Cardinals (NL)
1962	Billy O'Dell	LHP	Giants (NL)
1970	Ty Cline	OF	Reds (NL)
1986	* Tim Teufel	2B	Mets (NL)
1987	* Mark Davidson	OF	Twins (AL)
1992	* Jimmy Key	LHP	Blue Jays (AL)
1996	* Jimmy Key	LHP	Yankees (AL)
2007	Jeff Baker	OF/INF	Rockies (NL)

* - World Series champion



KRIS BENSON TOTALED 70 WINS AND 806 STRIKEOUTS IN NINE MAJOR LEAGUE SEASONS.

2013 MAJOR LEAGUE TIGERS



JEFF BAKER
Texas Rangers

Jeff Baker, who shares the Tiger career record for homers (59), made his Major League debut in 2005 with the Rockies and was with the Cubs in 2011. In 2013, he played with the Texas Rangers.

Baker finished his Tiger career with a .334 batting average along with 226 RBIs and a .626 slugging percentage. His 59 career homers tied for fourth-most in ACC history, and his RBI total is second-most in Clemson history.

Baker was the starting shortstop for the Tigers' College World Series team in 2000 as a freshman, as he had a .313 batting average along with a team-best 11 homers and 64 RBIs. He was a freshman All-American by **Collegiate Baseball**. Baker was then named first-team All-American by **Baseball America** and **Collegiate Baseball** in 2001. His sophomore year also saw Baker earn First-Team All-ACC honors after leading the conference in homers (23) and RBIs (75).

As a junior on Clemson's 2002 College World Series team, Baker was named a first-team All-American by **Baseball America** and **NCBWA**. He hit .325 with 25 homers and 87 RBIs. His 25 long balls tied for second in the ACC, tied for the fifth-best mark in ACC history, and tied for the second-best mark in Clemson history. Baker was one of five finalists for the Golden Spikes Award and was a semifinalist for both the Dick Howser Trophy and Rotary Smith Award.

Baker made his Major League debut on April 4, 2005 an impressive one, as he went 2-for-5 with a homer, double, and two RBIs. He played 12 games for Colorado in 2005 and had a .211 batting average.

In 2006, he moved to right field and played 18 games. In 57 at-bats, he hit .368 with seven doubles, two triples, five homers, and 21 RBIs.

The 2007 season saw Baker play 85 games. He hit .222 with four homers and 12 RBIs for the National League Champions. Baker also delivered the game-winning, pinch-hit, RBI single to give the Rockies a 2-1 series-clinching win over the Phillies in the National League Division Series.


In 2008, he hit .268 with 55 runs, 22 doubles, 12 homers, and 48 RBIs in 104 games. In 2009, he played his first 12 games with the Rockies before he was acquired by the Cubs. Overall, he batted .288 with four homers and 24 RBIs in 81 games in 2009. In 2010, Baker batted .272 with four homers, 13 doubles, and 21 RBIs in 79 games. The 2011 season saw him hit .269 with three homers and 23 RBIs in 81 games.

During the 2012 campaign, Baker was traded to the Detroit Tigers, then he was traded to the Atlanta Braves late in the season. Baker had a productive 2013 season, hitting .279 with eight doubles and 11 homers in only 154 at-bats.

In nine Major League seasons, Baker has played 617 games, totaling 95 doubles, 11 triples, 48 homers, and 199 RBIs along with a .267 batting average.

BAKER'S MAJOR LEAGUE STATS

Year	AVG	G	AB	R	H	2B	3B	HR	RBI	OB%	SB
2005	.211	12	38	6	8	4	0	1	4	.302	0-0
2006	.368	18	57	13	21	7	2	5	21	.379	2-2
2007	.222	85	144	17	32	2	2	4	12	.296	0-0
2008	.268	104	299	55	80	22	1	12	48	.322	4-4
2009	.288	81	226	27	65	15	2	4	24	.343	1-1
2010	.272	79	206	29	56	13	2	4	21	.326	1-1
2011	.269	81	201	20	54	12	1	3	23	.302	0-0
2012	.239	83	188	18	45	12	1	4	25	.279	4-5
2013	.279	74	154	21	43	8	0	11	21	.360	1-1
Totals	.267	617	1513	206	404	95	11	48	199	.321	13-14




TYLER COLVIN
Colorado Rockies

Tyler Colvin, the #13 overall pick of the 2006 draft, made his Major League debut with the Cubs on September 21, 2009 and became the second member of the 2006 team to make his Major League debut in 2009.

In 2004 as a Tiger, Colvin hit .289 in 52 games (31 starts) and tied a school record with three doubles against Florida State. In 2005, Colvin hit .283 with a team-high 12 stolen bases in 65 starts. He received the Bob Bradley Award as Clemson's MVP of the South Carolina series.

Colvin had an outstanding 2006 season, leading Clemson to the College World Series. He batted .356 with 13 homers, 70 RBIs, and 23 steals in 69 starts. He was a first-



TYLER COLVIN

team All-American by **Baseball America** and **NCBWA**. He was also the ACC Tournament MVP, as he led Clemson to its first ACC title since 1994.

In 2006, Colvin also had a 26-game hitting streak, the fourth-longest streak in school history, and hit the first walkoff grand slam in Clemson history in a thrilling super-regional win over Oral Roberts.

After spending four years (2006-09) in the Cubs' minor-league system, Colvin joined Chicago in Milwaukee and started his first game in 2009. He registered a hit in his first Major League at-bat and earned the play-of-the-day on MLB.com in his second game, as he made a catch to rob a home run in the ninth inning. In all, Colvin played six games (five starts) for the Chicago Cubs and hit .176 in 2009.

In 2010, he batted .254 with 20 homers, 18 doubles, five triples, 56 RBIs, and 60 runs in 135 games. Late in the season at Florida, he was impaled by a broken bat and missed the final week of the season. He still was among the 2010 National League leaders for homers by a rookie.


His 2011 season saw him hit .150 with eight doubles, three triples, six homers, and 20 RBIs in 80 games with the Cubs. After the 2011 season, Colvin was traded to the Colorado Rockies.

With the Rockies in 2012, he emerged as one of the team's best hitters. He batted .290 with 122 hits, 27 doubles, 10 triples, 18 homers, 72 RBIs, 62 runs, and seven stolen bases in 136 games.

In five Major League seasons, Colvin is batting .241 with 259 hits, 53 doubles, 18 triples, 47 homers, 160 RBIs, 148 runs, and 13 steals in 384 games.

COLVIN'S MAJOR LEAGUE STATS

Year	AVG	G	AB	R	H	2B	3B	HR	RBI	OB%	SB
2009	.176	6	17	1	3	0	0	0	2	.250	0-0
2010	.254	135	358	60	91	18	5	20	56	.316	6-7
2011	.150	80	206	17	31	8	3	6	20	.204	0-0
2012	.290	136	420	62	122	27	10	18	72	.327	7-10
2013	.160	27	75	8	12	0	0	3	10	.192	0-0
Totals	.241	384	1076	148	259	53	18	47	160	.289	13-17




JEFF BAKER



2013 MAJOR LEAGUE TIGERS



TONY SIPP



TONY SIPP

Arizona Diamondbacks

Tony Sipp transferred to Clemson from Mississippi Gulf Coast Community College and was a talented two-way player in his one season in a Tiger uniform in 2004. He came on late in the season to hit .280 and amassed a 2-2 record along with a 4.69

ERA in 22 appearances on the mound for the Tigers. Sipp also led the Tigers with 20 steals and accumulated 26 walks against only 25 strikeouts in 211 at-bats at the plate.

Following the season, Sipp was drafted in the 45th round by the Indians. After spending almost five seasons in the Indians' minor-league system, he was called up to join Cleveland in April.

In 46 relief appearances, Sipp had a 2-0 record, 2.93 ERA, and 48 strikeouts in 40.0 innings pitched in 2009. He also yielded only 27 hits (.194 opponents' batting average).

In 2010, Sipp had a 2-2 record, one save, and a 4.14 ERA in 63.0 innings pitched over a team-tying-high 70 appearances, all in relief. He also registered 69 strikeouts and allowed just 48 hits (.218 opponents' batting average).

Sipp continued his outstanding work out of the bullpen in 2011 with the Indians. In 69 relief appearances, he had a 6-3 record and 3.03 ERA while allowing just 45 hits in 62.1 innings pitched.

In 2012, Sipp made 63 relief appearances with the Indians. He had a 1-2 record, one save, and a 4.42 ERA while allowing just 47 hits with 51 strikeouts in 55.0 innings pitched. Later that December, Sipp was traded to the Arizona Diamondbacks, where he made 56 relief appearances in 2013.

In five Major League seasons, Sipp has a 14-9 record, two saves, and a 3.84 ERA in 258.0 innings pitched over 304 relief appearances. Sipp has also allowed only 202 hits (.216 opponents' batting average) and has totaled 267 strikeouts (9.31 strikeouts per nine innings pitched) in his career.

SIPP'S MAJOR LEAGUE STATS												
Year	ERA	W-L	G-S	SV	IP	H	R	ER	BB	SO		
2009	2.92	2-0	46-0	0	40.0	27	16	13	25	48		
2010	4.14	2-2	70-0	1	63.0	48	30	29	39	69		
2011	3.03	6-3	69-0	0	62.1	45	22	21	24	57		
2012	4.42	1-2	63-0	1	55.0	47	29	27	23	51		
2013	4.78	3-2	56-0	0	37.2	35	22	20	22	42		
Totals	3.84	14-9	304-0	2	258.0	202	119	110	133	267		

CHRIS DWYER

Kansas City Royals


Chris Dwyer played only one season in a Tiger uniform in 2009, but made a significant impact as a freshman. The lefthander had a 5-6 record and a 4.92 ERA in 86.0 innings pitched over 17 starts. He also accumulated a team-high 95 strikeouts

against only 33 walks in the 2009 season.

After his only season in Tigertown, Dwyer was drafted in the fourth round by the Kansas City Royals. He became the first-ever, first-year freshman from a four-year college to be selected in the Major League draft.

After parts of five years in the minors, Dwyer made his Major League debut on September 24, 2013 at Seattle, where he pitched 2.0 scoreless innings with two strikeouts in relief. He pitched 3.0 scoreless innings in his two appearances in 2013. Dwyer became the first former Tiger to play in a Major League game for the Royals' franchise.

DWYER'S MAJOR LEAGUE STATS												
Year	ERA	W-L	G-S	SV	IP	H	R	ER	BB	SO		
2013	0.00	0-0	2-0	0	3.0	2	0	0	1	2		



CHRIS DWYER

BRAD MILLER

Seattle Mariners



Brad Miller emerged as one of the best hitters in the country in 2011, his last season in the Tiger program. In his three-year career at Clemson, the shortstop batted .339 with a .451 on-base percentage in 191 games.

After starting every game as a freshman in 2009, Miller hit .357 with 19 doubles, four triples, eight homers, 49 RBIs, and a .458 on-base percentage as a sophomore in 2010 on Clemson's College World Series team.

Miller had a breakout season as a junior in 2011, when he received the Brooks Wallace Shortstop-of-the-Year Award and was a semifinalist for both the Golden Spikes Award and Dick Howser Trophy. He also earned first-team All-America honors and was named ACC Player-of-the-Year after hitting .395 with a .498 on-base percentage and 21 steals in 56 games.

Miller was drafted in the second round of the 2011 draft by the Seattle Mariners and made his Major League debut with the Mariners on June 28, 2013. In 2013, Miller batted .265 with 11 doubles, six triples, eight homers, and 36 RBIs in 76 games.

MILLER'S MAJOR LEAGUE STATS												
Year	AVG	G	AB	R	H	2B	3B	HR	RBI	OB%	SB	
2013	.265	76	306	41	81	11	6	8	36	.318	5-8	




BRAD MILLER

FORMER MAJOR LEAGUE TIGERS



BRIAN BARNES, LHP

Clemson (1986-89)
Montreal Expos (1990-93)
Cleveland Indians (1994)
Los Angeles Dodgers (1994)




KRIS BENSON, RHP

Clemson (1994-96)
Pittsburgh Pirates (1999,00,02-04)
New York Mets (2004,05)
Baltimore Orioles (2006)
Texas Rangers (2009)
Arizona Diamondbacks (2010)



JASON BERKEN, RHP

Clemson (2003,04,06)
Baltimore Orioles (2009-12)
Chicago Cubs (2012)



KHALIL GREENE PLAYED SEVEN SEASONS (2003-09) IN THE MAJOR LEAGUES, INCLUDING SIX YEARS WITH THE SAN DIEGO PADRES.



JERRY BROOKS, 3B

Clemson (1986-88)
Los Angeles Dodgers (1993)
Florida Marlins (1996)



MIKE BROWN, RHP

Clemson (1978-80)
Boston Red Sox (1982-86)
Seattle Mariners (1986,87)



TY CLINE, OF

Clemson (1959,60)
Cleveland Indians (1960-62)
Milwaukee/Atlanta Braves (1963-67)
Chicago Cubs (1966)
San Francisco Giants (1967,68)
Montreal Expos (1969,70)
Cincinnati Reds (1970,71)



CAD COLES, OF

Clemson (1908,09)
Kansas City Packers (1914)



JOHN CURTIS, LHP

Clemson (1968)
Boston Red Sox (1970-73)
Saint Louis Cardinals (1974-76)
San Francisco Giants (1977-79)
San Diego Padres (1980-82)
California Angels (1982-84)




MARK DAVIDSON, OF

Clemson (1982)
Minnesota Twins (1986-88)
Houston Astros (1989-91)



RUSTY GERHARDT, LHP

Clemson (1969-72)
San Diego Padres (1974)



KHALIL GREENE, SS

Clemson (1999-02)
San Diego Padres (2003-08)
Saint Louis Cardinals (2009)




BERT HEFFERNAN, C

Clemson (1985-88)
Seattle Mariners (1992)



MIKE HOLTZ, LHP

Clemson (1991-94)
Anaheim Angels (1996-01)
Oakland Athletics (2002)
San Diego Padres (2002)
Boston Red Sox (2006)




BILLY KOCH PLAYED SIX SEASONS IN THE MAJOR LEAGUES AND TOTALED 357 STRIKEOUTS AS A CLOSER.




STEVEN JACKSON, RHP

Clemson (2001-04)
Pittsburgh Pirates (2009,10)



JIMMY KEY, LHP

Clemson (1980-82)
Toronto Blue Jays (1984-92)
New York Yankees (1993-96)
Baltimore Orioles (1997,98)



BILLY KOCH, RHP

Clemson (1994-96)
Toronto Blue Jays (1999-01)
Oakland Athletics (2002)
Chicago White Sox (2003,04)
Florida Marlins (2004)



BRIAN KOWITZ, OF

Clemson (1986-90)
Atlanta Braves (1995)



JOE LANDRUM, RHP

Clemson (1946,47)
Brooklyn Dodgers (1950,52)



MATTHEW LECROY, C/1B

Clemson (1995-97)
Minnesota Twins (2000-05,07)
Washington Nationals (2006)



JOHN McMAKIN, LHP

Clemson (1900,01)
Brooklyn Dodgers (1902)




NORM McMILLAN, 3B

Clemson (1915-17)
New York Yankees (1922)
Boston Red Sox (1923)
Saint Louis Browns (1924)
Chicago Cubs (1928,29)



FORMER MAJOR LEAGUE TIGERS



IN 2012, D.J. MITCHELL BECAME THE FIRST FORMER TIGER SINCE 1996 TO PLAY FOR THE NEW YORK YANKEES.



BILLY McMILLON, OF
Clemson (1991-93)
Florida Marlins (1996-97)
Philadelphia Phillies (1997)
Detroit Tigers (2000,01)
Oakland Athletics (2001,03,04)



MIKE MILCHIN, LHP
Clemson (1986-89)
Minnesota Twins (1996)
Baltimore Orioles (1996)



D.J. MITCHELL, RHP
Clemson (2006-08)
New York Yankees (2012)



SHANE MONAHAN, OF
Clemson (1993-95)
Seattle Mariners (1998,99)



DANIEL MOSKOS, LHP
Clemson (2005-07)
Pittsburgh Pirates (2011)



RON MUSSELMAN, RHP
Clemson (1976,77)
Seattle Mariners (1982)
Toronto Blue Jays (1984,85)



BILLY O'DELL, LHP
Clemson (1952-54)
Baltimore Orioles (1954,56-59)
San Francisco Giants (1960-64)
Milwaukee/Atlanta Braves (1965,66)
Pittsburgh Pirates (1966,67)



JOHN PAWLOWSKI, RHP
Clemson (1983-85)
Chicago White Sox (1987,88)



CHUCK PORTER, RHP
Clemson (1974-76)
Milwaukee Brewers (1981-85)



FLINT RHEM, RHP
Clemson (1922-24)
Saint Louis Cardinals (1924,28,30-32,34,36)
Philadelphia Phillies (1932,33)
Boston Braves (1934,35)



BILL SCHROEDER, C
Clemson (1977-79)
Milwaukee Brewers (1983-88)
California Angels (1989,90)



KURT SEIBERT, SS
Clemson (1974-76)
Chicago Cubs (1979)



DANNY SHEAFFER, C/INF/OF
Clemson (1980)
Boston Red Sox (1987)
Cleveland Indians (1989)
Colorado Rockies (1993,94)
Saint Louis Cardinals (1995-97)



VET SITTON, RHP
Clemson (1904,05)
Cleveland Indians (1909)




BRIAN SYNDER, LHP
Clemson (1977-79)
Seattle Mariners (1985)
Oakland Athletics (1989)



BILL SPIERS, INF
Clemson (1985-87)
Milwaukee Brewers (1989-94)
New York Mets (1995)
Houston Astros (1996-01)




HAROLD STOWE, LHP
Clemson (1957-59)
New York Yankees (1960)



TIM TEUFEL, INF
Clemson (1979,80)
Minnesota Twins (1983-85)
New York Mets (1986-91)
San Diego Padres (1991-93)



KEN VINING, LHP
Clemson (1994-96)
Chicago White Sox (2001)



BILLY O'DELL PLAYED 13 MAJOR LEAGUE SEASONS.



DENNY WALLING, 1B/3B
Clemson (1975)
Oakland Athletics (1975,76)
Houston Astros (1977-88,92)
Saint Louis Cardinals (1988-90)
Texas Rangers (1991)



MATT WHITE, LHP
Clemson (1996-98)
Toronto Blue Jays (2003)
Boston Red Sox (2003)
Seattle Mariners (2003)
Washington Nationals (2005)



KEITH WILLIAMS, OF
Clemson (1991-93)
San Francisco Giants (1996)



SCOTT WINCHESTER, RHP
Clemson (1993-95)
Cincinnati Reds (1997,98,00,01)

PRO SIGNEES


Year	Player, Pos.	Round	Organization
1954	Doug Kingsmore, OF	FA	Baltimore Orioles
	Billy O'Dell, P	FA	Baltimore Orioles
1958	Bud Spiers, SS	FA	Kansas City Athletics
1959	Larry Bagwell, 3B	FA	Washington Senators
	Doug Hoffman, OF	FA	Washington Senators
	Harold Stowe, P	FA	New York Yankees
1960	Ty Cline, OF	FA	Cleveland Indians
1962	Dave Olson, P	FA	New York Yankees
1963	Gene Harbeson, P	FA	San Francisco Giants
	Johnny Jones, OF	FA	Milwaukee Braves
	Elmo Lam, SS	FA	Philadelphia Phillies
1965	Tommy Chapman, P	9	Philadelphia Phillies
	Jack McCall, SS	*12	Baltimore Orioles
	Rusty Adkins, OF	*14	Houston Astros
1966	Charlie Watson, P	*#6	Kansas City Athletics
	Rusty Adkins, SS	*\$7	Detroit Tigers
	Charlie Watson, P	*\$7	Cleveland Indians
	Jack McCall, SS	15	California Angels
	George Sutton, OF	*39	New York Mets
1967	Rusty Adkins, 2B	*\$7	Kansas City Athletics
	Charlie Watson, P	#\$7	Washington Senators
	Garry Helms, SS	12	Pittsburgh Pirates
	Eddie Barbary, C	FA	Pittsburgh Pirates
	Mike McCall, 3B	FA	Philadelphia Phillies
1968	John Curtis, P	\$1	Boston Red Sox
	Nelson Gibson, P	24	Seattle Pilots
	Bill James, P	FA	Cleveland Indians
1970	Don Russell, 3B	\$1	Houston Astros
1971	Johnny Severs, OF	\$4	New York Mets
1972	Craig White, OF	*6	California Angels
	Rusty Gerhardt, P	12	San Diego Padres
1973	Ken Bagwell, 2B	#3	Chicago White Sox
	Craig White, OF	12	New York Yankees
	Lindsay Graham, P	26	Texas Rangers
1974	Steve Cline, P	6	San Francisco Giants
	Richard Haynes, P	8	Houston Astros
	Lin Hamilton, C	10	San Diego Padres
1975	Denny Walling, OF	\$1	Oakland Athletics
1976	Kurt Seibert, SS	3	Chicago Cubs
	Chuck Porter, P	7	California Angels
	Bob Mahony, P	FA	Baltimore Orioles
1977	Dave Caldwell, OF	4	Baltimore Orioles
	Ron Musselman, P	5	Seattle Mariners
	Bill Foley, C	6	Milwaukee Brewers
	Billy Wingo, 2B	FA	Atlanta Braves
1978	Pete Peltz, 3B	9	Cleveland Indians
	Robert Bonnette, SS	*20	Cleveland Indians
1979	Mike Sullivan, P	1	Cincinnati Reds
	Tim Teufel, 2B	*\$3	Chicago White Sox
	Brian Snyder, P	7	Seattle Mariners
	Bill Schroeder, C	8	Milwaukee Brewers
	Tony Masone, OF	10	Cincinnati Reds
	Len Bradley, P	*10	Cleveland Indians
	David Buffamoyer, C	13	New York Yankees
	Todd Freeman, 3B	FA	Milwaukee Brewers
	Pete Khoury, OF	FA	New York Yankees



HAROLD STOWE SIGNED WITH THE NEW YORK YANKEES AS A FREE AGENT IN 1959 AND PLAYED FOR THE YANKEES IN 1960.

1980	Robbie Allen, SS	\$1	Los Angeles Dodgers
	Mike Brown, P	2	Boston Red Sox
	Tim Teufel, 2B	2	Minnesota Twins
	Robbie Allen, SS	*#4	Los Angeles Dodgers
	Len Bradley, P	5	Chicago White Sox
	Neil Simons, OF	14	Houston Astros
	Billy Weems, OF	20	Houston Astros
	Bobby Kenyon, P	25	Los Angeles Dodgers
1981	Danny Sheaffer, C	#1	Boston Red Sox
	Glenn Gallagher, OF	3	Toronto Blue Jays
	Greg Guin, 1B	12	Saint Louis Cardinals
1982	Jimmy Key, P	3	Toronto Blue Jays
	Ricky Hester, OF	*\$4	Cleveland Indians
	Mark Davidson, OF	11	Minnesota Twins
	Jeff Gilbert, P	*\$32	San Francisco Giants
	Coe Brier, C	FA	Minnesota Twins
1983	Jeff Gilbert, P	10	Milwaukee Brewers
	Ricky Hester, SS	25	Texas Rangers
	Scott Parrish, P	*26	Los Angeles Dodgers
1984	Brooks Shumake, 3B	5	Cincinnati Reds
	Scott Powers, SS	17	Atlanta Braves
	Scott Parrish, P	21	Oakland Athletics

	Tim Rice, P	22	Chicago Cubs
1985	John Pawlowski, P	6	Chicago White Sox
	Jim McCollom, C	9	California Angels
	George Stone, P	18	Chicago White Sox
	Tommy Smith, 1B	23	San Francisco Giants
1987	Bill Spiers, SS	1	Milwaukee Brewers
	Bert Heffernan, C	*9	Texas Rangers
	Chuck Baldwin, 2B	11	Cleveland Indians
	Steve Baucom, 2B	25	Toronto Blue Jays
	Ray Williams, OF	FA	Seattle Mariners
1988	Bert Heffernan, C	9	Milwaukee Brewers
	Jerry Brooks, 3B	12	Los Angeles Dodgers
	Mike Pomeranz, P	13	Minnesota Twins
	Brian Barnes, P	*25	Baltimore Orioles
	Randy Mazey, OF	28	Cleveland Indians
	Burke Fairey, OF	FA	Chicago Cubs
	Phillip Lowery, P	FA	Atlanta Braves
1989	Mike Milchin, P	2	Saint Louis Cardinals
	Brian Barnes, P	4	Montreal Expos
	Mike Couture, C	*12	California Angels
	Alan Botkin, P	23	Saint Louis Cardinals
	Henry Threadgill, 2B	34	California Angels
	Rusty Chappia, SS	38	Milwaukee Brewers
1990	Tim Parker, P	3	Chicago Cubs
	Brian Kowitz, OF	9	Atlanta Braves
	Ron Frazier, P	12	New York Yankees
	Brian Fav, P	17	New York Yankees
	David Tripp, P	*25	Oakland Athletics
	Mike Couture, C	28	Milwaukee Brewers
	Tim Rigsby, SS	FA	Cleveland Indians
1991	Joe DeBerry, 1B	3	Cincinnati Reds
	Jim Crowley, 2B	11	Boston Red Sox
	Todd Stefan, SS	FA	Chicago Cubs
1992	Scott Miller, P	3	Oakland Athletics
	Jason Angel, P	5	Cincinnati Reds
	Paxton Briley, P	5	California Angels
	Ted Corbin, SS	21	Minnesota Twins
	Kevin Northrup, OF	31	Montreal Expos
	Aaron Jersild, P	43	Toronto Blue Jays
	Mike Lockhart, C	FA	Cleveland Indians
1993	Keith Williams, OF	7	San Francisco Giants
	Billy McMillon, OF	8	Florida Marlins
	Chris Carter, C	30	Milwaukee Brewers
	Chad Phillips, P	*41	Florida Marlins
1994	Andy Taulbee, P	2	San Francisco Giants
	Mike Hampton, 3B	4	Cincinnati Reds
	Scott Winchester, P	*16	Detroit Tigers
	Mike Holtz, P	17	California Angels
1995	David Miller, 1B	1	Cleveland Indians
	Shane Monahan, OF	2	Seattle Mariners
	Seth Brizek, SS	8	Seattle Mariners
	Mark Watson, P	*8	Florida Marlins
	Jason Dawsey, P	10	Milwaukee Brewers
	Jeff Sauve, P	11	Boston Red Sox



AFTER BRIAN BARNES TOTALED A SCHOOL-RECORD 513 STRIKEOUTS FROM 1986-89, HE WAS CHOSEN IN THE FOURTH ROUND OF THE 1989 DRAFT.

PRO SIGNEES

	Scott Winchester, P	14	Cleveland Indians
1996	Kris Benson, P	1	Pittsburgh Pirates
	Billy Koch, P	1	Toronto Blue Jays
	David Shepard, P	3	Cincinnati Reds
	Ken Vining, P	4	San Francisco Giants
	Brian Matz, P	9	Montreal Expos
	Paul Galloway, 3B	14	San Francisco Giants
	Doug Livingston, 2B	17	Colorado Rockies
	Gary Burnham, OF	*40	Oakland Athletics
1997	Matthew LeCroy, C	^1	Minnesota Twins
	Gary Burnham, OF	22	Philadelphia Phillies
1998	Matt Padgett, OF	5	Florida Marlins
	Matt White, P	15	Cleveland Indians
	Scott Clackum, P	FA	Florida Marlins
1999	Mike Paradis, P	1	Baltimore Orioles
	Chris Heck, P	5	San Diego Padres
	Brian Adams, P	*11	San Diego Padres
	Doug Roper, SS/P	26	Toronto Blue Jays
	Ryan Mottl, P	*27	Texas Rangers
	Kurt Bultmann, 2B	34	Pittsburgh Pirates
2000	Patrick Boyd, OF	*4	Pittsburgh Pirates
	Ryan Mottl, P	6	Cincinnati Reds
	Scott Berney, P	18	Colorado Rockies
	Mike Calitri, INF	FA	Cincinnati Reds
	Justin Lombardi, P	FA	Florida Marlins
	Henri Stanley, OF	FA	Houston Astros
	Justin Singleton, OF/INF	FA	Toronto Blue Jays
2001	Josh Cram, P	4	San Francisco Giants
	Patrick Boyd, OF	7	Texas Rangers
	Khalil Greene, SS	*14	Chicago Cubs
	Steve Reba, P	*16	Oakland Athletics
	Nick Glaser, P	FA	Philadelphia Phillies
	Ryan Riley, 2B	FA	Tampa Bay Rays
2002	Khalil Greene, SS	1	San Diego Padres
	Michael Johnson, 1B	2	San Diego Padres
	Jeff Baker, 3B	4	Colorado Rockies
	B.J. LaMura, P	5	Chicago White Sox
	Matt Henrie, P	7	Arizona Diamondbacks
	Jarrold Schmidt, OF	21	Cincinnati Reds
	Steve Reba, P	24	Colorado Rockies
	Ryan Childs, P	33	Baltimore Orioles
	Thomas Boozier, P	FA	Independent League
2003	Steven Jackson, P	*32	Cleveland Indians
	Kyle Frank, OF	FA	New York Yankees
	Paul Harrelson, P	FA	Colorado Rockies
	Steve Pyzik, C	FA	Atlanta Braves
	David Slevin, 2B	FA	New York Yankees
2004	Tyler Lumsden, P	^1	Chicago White Sox
	Collin Mahoney, P/C	4	Detroit Tigers
	Lou Santangelo, C	4	Houston Astros
	Brad McCann, 3B	6	Florida Marlins
	Steven Jackson, P	10	Arizona Diamondbacks
	Patrick Hogan, P	14	Florida Marlins
	Garrick Evans, OF	*25	Kansas City Royals
	Zane Green, OF	44	Chicago Cubs



MATTHEW LeCROY WAS CHOSEN BY THE MINNESOTA TWINS IN THE 1997 DRAFT AND PLAYED EIGHT MAJOR LEAGUE SEASONS.

	Tony Sipp, OF/P	45	Cleveland Indians
	Russell Triplett, SS	FA	New York Mets
2005	Kris Harvey, DH/P	2	Florida Marlins
	Robert Rohrbaugh, P	7	Seattle Mariners
	Jeff Hahn, P	35	Detroit Tigers
	Adrian Casonova, C	*44	Detroit Tigers
	Drew Fiorenza, P	*45	Cleveland Indians
2006	Tyler Colvin, OF	1	Chicago Cubs
	Jason Berken, P	6	Baltimore Orioles
	Josh Cribb, P	8	Kansas City Royals
	Steve Richard, P	8	Seattle Mariners

	Andy D'Alessio, 1B	*10	Los Angeles Dodgers
	Stephen Faris, P	12	San Diego Padres
	Drew Fiorenza, P	15	Seattle Mariners
	Herman Demmink, 3B	28	Philadelphia Phillies
	Marquez Smith, INF	*35	Chicago Cubs
	Adrian Casonova, C	40	Detroit Tigers
2007	Daniel Moskos, P	1	Pittsburgh Pirates
	David Kopp, P	2	Saint Louis Cardinals
	Brad Chalk, OF	2	San Diego Padres
	Alan Farina, P	3	Toronto Blue Jays
	Stephen Clyne, P	3	New York Mets
	Marquez Smith, INF	8	Chicago Cubs
	Taylor Harbin, 2B/SS	8	Arizona Diamondbacks
	Doug Hogan, C	*16	Cleveland Indians
	Andy D'Alessio, 1B	19	San Francisco Giants
	P.J. Zocchi, P	36	Cleveland Indians
	Stan Widmann, SS	*39	Oakland Athletics
2008	D.J. Mitchell, P/OF	10	New York Yankees
	Doug Hogan, C	18	Texas Rangers
	Ryan Hinson, P	*31	Pittsburgh Pirates
2009	Ben Paulsen, 1B	3	Colorado Rockies
	Chris Dwyer, P	4	Kansas City Royals
	Ryan Hinson, P	10	San Diego Padres
	Graham Stoneburner, P	14	New York Yankees
	Trey Delk, P	29	Chicago White Sox
	Mike Freeman, INF	*36	Arizona Diamondbacks
	Matt Sanders, INF	41	Colorado Rockies
	Clinton McKinney, P	48	Colorado Rockies
	Addison Johnson, OF	*48	Oakland Athletics
2010	Kyle Parker, OF/1B	1	Colorado Rockies
	Mike Freeman, 2B	11	Arizona Diamondbacks
	John Hinson, INF	*13	Philadelphia Phillies
	Jeff Schaus, OF	*27	Cleveland Indians
	Casey Harman, P	29	Chicago Cubs
	John Nester, C/1B	39	Oakland Athletics
2011	Brad Miller, SS	2	Seattle Mariners
	Will Lamb, OF/P/1B	2	Texas Rangers
	John Hinson, 3B/2B	13	Houston Astros
	Jeff Schaus, OF	16	Los Angeles Dodgers
	Kevin Brady, P	*17	Cleveland Indians
	Joseph Moorefield, P	*26	Kansas City Royals
	Chris Epps, OF	45	Houston Astros
	Scott Weismann, P	46	Chicago Cubs
2012	Richie Shaffer, 3B/1B	1	Tampa Bay Rays
	Spencer Kieboom, C	5	Washington Nationals
	Kevin Brady, P	10	Philadelphia Phillies
	Dominic Leone, P	16	Seattle Mariners
	Jason Stolz, INF	17	Colorado Rockies
	Phil Pohl, C/1B/OF	28	Oakland Athletics
	Scott Firth, P	*32	Philadelphia Phillies
	David Haselden, P	FA	Chicago White Sox
2013	Scott Firth, P	19	Colorado Rockies

* - did not sign; S - secondary phase; # - drafted in January; ^ - supplemental pick between first and second rounds; Note: No draft prior to 1965; Major League players in **bold**.

FIRST-ROUND DRAFT PICKS

Year	Player	Pos.	Team
1968	John Curtis	LHP	Red Sox
1975	Denny Walling	OF	Athletics
1979	Mike Sullivan	RHP	Reds
1987	Bill Spiers	SS	Brewers
1995	David Miller	1B	Indians
1996	Kris Benson	RHP	Pirates
	Billy Koch	RHP	Blue Jays
1997	Matthew LeCroy	C	Twins
1999	Mike Paradis	RHP	Orioles
2002	Khalil Greene	SS	Padres
2004	Tyler Lumsden	LHP	White Sox
2006	Tyler Colvin	OF	Cubs
2007	Daniel Moskos	LHP	Pirates
2010	Kyle Parker	OF	Rockies
2012	Richie Shaffer	3B/1B	Rays

HIGHEST DRAFT PICKS

Year	Player	Pos.	Pick	Team
1996	Kris Benson	RHP	1	Pirates
1996	Billy Koch	RHP	4	Blue Jays
2007	Daniel Moskos	LHP	4	Pirates
1987	Bill Spiers	SS	13	Brewers
1999	Mike Paradis	RHP	13	Orioles
2002	Khalil Greene	SS	13	Padres
2006	Tyler Colvin	OF	13	Cubs
1979	Mike Sullivan	RHP	22	Reds
1995	David Miller	1B	23	Indians

Note: Major League players in **bold**.



RICHIE SHAFFER WAS A FIRST-ROUND DRAFT PICK OF THE TAMPA BAY RAYS IN 2012.

TIGERS IN THE PROS IN 2013



JEFF BAKER
INF/OF • Rangers
Majors • Arlington, TX
Clemson (2000-02)



JASON BERKEN
RHP • White Sox
AAA • Charlotte, NC
Clemson (2003/04/06)



KEVIN BRADY
RHP • Phillies
A • Lakewood, NJ
Clemson (2009-12)



TYLER COLVIN
OF • Rockies
Majors • Denver, CO
Clemson (2004-06)



CHRIS DWYER
LHP • Royals
Majors • Kansas City, MO
Clemson (2009)



CHRIS EPPS
OF • Astros
A (Adv.) • Lancaster, CA
Clemson (2008-11)



ALAN FARINA
RHP • Blue Jays
AA • Manchester, NH
Clemson (2007)



SCOTT FIRTH
RHP • Rockies
R • Grand Junction, CO
Clemson (2010-13)



MIKE FREEMAN
2B • Diamondbacks
AAA • Mobile, AL
Clemson (2008-10)



TAYLOR HARKIN
INF • Diamondbacks
AAA • Reno, NV
Clemson (2005-07)



CASEY HARMAN
LHP • Capitales
Can-Am • Quebec, Canada
Clemson (2008-10)



DAVID HASELDEN
RHP • White Sox
R • Bristol, TN
Clemson (2009-12)



RYAN HINSON
LHP • Braves
A (Adv.) • Lynchburg, VA
Clemson (2006-09)



SPENCER KIEBOOM
C • Nationals
Clemson (2010-12)



DAVID KOPP
RHP • Tigers
AA • Erie, PA
Clemson (2005-07)



WILL LAMB
LHP • Rangers
A (Adv.) • Myrtle Beach, SC
Clemson (2009-11)



DOMINIC LEONE
RHP • Mariners
RHP • Mariners
AAA • Jackson, MS
Clemson (2010-12)



BRAD MILLER
SS • Mariners
Majors • Seattle, WA
Clemson (2009-11)



D.J. MITCHELL
RHP • Mets
AAA • Las Vegas, NV
Clemson (2006-08)



JOHN NESTER
C • Otters
Frontier • Evansville, IN
Clemson (2008-10)



MATT PADGETT
1B/3B • Riversharks
Atlantic • Camden, NJ
Clemson (1996-98)



KYLE PARKER
OF • Rockies
AA • Tulsa, OK
Clemson (2008-10)



BEN PAULSEN
1B • Rockies
AAA • Colorado Springs, CO
Clemson (2007-09)



PHIL POHL
C • Athletics
A (Adv.) • Stockton, CA
Clemson (2009-12)



JUSTIN SARRATT
RHP • Rascals
Frontier • O'Fallon, MO
Clemson (2007-11)




RICHIE SHAFFER
INF • Rays
A (Adv.) • Port Charlotte, FL
Clemson (2010-12)



TONY SIPP
LHP • Diamondbacks
Majors • Phoenix, AZ
Clemson (2004)



MARQUEZ SMITH
3B • Reds
AA • Pensacola, FL
Clemson (2006/07)



JASON STOLZ
INF • Rockies
A • Asheville, NC
Clemson (2009-12)




GRAHAM STONEBURNER
RHP • Yankees
AA • Trenton, NJ
Clemson (2008/09)



SCOTT WEISMANN
RHP • Otters
Frontier • Evansville, IN
Clemson (2009-11)



P.J. ZOCCHI
RHP • Saltdogs
American • Lincoln, NE
Clemson (2005-07)



JASON BERKEN PLAYED FOUR YEARS IN THE MAJOR LEAGUES, INCLUDING THE 2012 SEASON WITH THE CHICAGO CUBS.

HISTORY & RECORDS



KHALIL GREENE
2002 NATIONAL PLAYER-OF-THE-YEAR

CLEMSON

BATTING RECORDS

GAMES

Season:	75	Seth Brizek, 1994
	75	Mike Hampton, 1994
	75	Shane Monahan, 1994
Career:	272	Khalil Greene, 1999-02

AT-BATS

Game:	9	Tony Masone at N.C. State, 4-6-1979
	9	Bert Heffernan vs. Fordham, 5-26-1988
Season:	330	Shane Monahan, 1994
Career:	1,069	Khalil Greene, 1999-02

HITS

Inning:	3	Robert Bonnette at N.C. State (9th), 4-6-1979
Game:	6	Joey Taylor vs. South Carolina, 5-8-1962
	6	Neil Simons vs. Georgia, 2-27-1980
	6	Greg Guin at Georgia, 4-8-1981
	6	Bob Paulling vs. Georgia Tech, 4-17-1983
	6	Bert Heffernan vs. Auburn, 3-25-1987
	6	Jerry Brooks vs. Charlotte, 2-24-1988
	6	Chad Phillips vs. Maryland, 3-15-1992
	6	Brad McCann vs. College of Charleston, 5-12-2004
	9	Bob Paulling vs. Georgia Tech (6) & Virginia (3), 4-17,20-1983
Consecutive:	41	Rusty Adkins, 1965,66
Hitting Streak:	137	Shane Monahan, 1994
Season:	137	Shane Monahan, 1994
Career:	403	Khalil Greene, 1999-02

DOUBLES

Game:	3	Joey Taylor vs. South Carolina, 5-8-1962
	3	Pat Fitzsimmons vs. Wake Forest, 4-26-1975
	3	Dave Caldwell vs. Arizona State, 6-10-1977
	3	Tim Teufel vs. Western Carolina, 2-28-1980
	3	Bert Heffernan vs. Auburn, 3-25-1987
	3	Mike Couture at Coastal Carolina, 2-18-1989
	3	Mike Lockhart vs. Davidson, 4-3-1989
	3	Khalil Greene at Arkansas, 5-29-1999
	3	Khalil Greene at North Carolina, 4-1-2000
	3	Russell Triplett at Old Dominion, 3-20-2001
	3	Khalil Greene vs. South Carolina, 3-3-2002
	3	Tyler Colvin vs. Florida State, 5-3-2004
	3	Tyler Colvin at N.C. State, 4-24-2005
	3	Taylor Harbin vs. Miami (FL), 5-21-2005
	3	Marquez Smith vs. Florida State, 5-12-2006
	3	Richie Shaffer vs. Holy Cross, 3-7-2012
Season:	33	Khalil Greene, 2002
Career:	95	Khalil Greene, 1999-02

TRIPLES

Game:	2	by many
Season:	11	Bill Spiers, 1987
Career:	21	Shane Monahan, 1993-95

HOME RUNS

Inning:	2	Brooks Shumake vs. Maryland (1st), 4-15-1982
	2	Chuck Baldwin vs. Maryland (1st), 3-27-1986
	2	Kyle Frank at Maryland (2nd), 4-20-2003
	2	Wilson Boyd vs. Mercer (3rd), 2-24-2008
Game:	3	Ray Mathews vs. Furman, 5-1-1950
	3	Bill Barnett vs. Furman, 4-22-1953
	3	Jack McCall vs. Georgia Tech, 4-14-1964
	3	Denny Walling at Wake Forest, 4-19-1975
	3	Neil Simons at N.C. State, 4-7-1979
	3	Bob Paulling at Georgia, 4-6-1983
	3	Steve Baucom at Charlotte, 3-31-1987
	3	Chuck Baldwin at Maryland, 5-5-1987
	3	Shane Monahan at N.C. State, 4-11-1993
	3	Jeff Baker vs. Winthrop, 4-3-2002
	3	Taylor Harbin at N.C. State, 4-23-2005
	3	Kyle Parker at Wake Forest, 3-9-2008 ⁽²⁾
	3	John Hinson vs. South Carolina-Upstate, 4-21-2010
Season:	27	Khalil Greene, 2002
Career:	59	Jeff Baker, 2000-02
	59	Andy D'Alessio, 2004-07

EXTRA BASE HITS

Game:	5	Joey Taylor vs. South Carolina, 5-8-1962 (3 2B, 2 HR)
Season:	61	Khalil Greene, 2002 (33 2B, 1 3B, 27 HR)
Career:	154	Khalil Greene, 1999-02 (95 2B, 7 3B, 52 HR)

RBIs

Game:	10	Ray Mathews vs. Furman, 5-1-1950
	10	Neil Simons at N.C. State, 4-7-1979
	10	Jerry Brooks vs. Charlotte, 2-24-1988
Season:	91	Khalil Greene, 2002
Career:	276	Khalil Greene, 1999-02

BATTING AVERAGE

Season:	.485	Dude Buchanan, 1941 (33 H, 68 AB) (min. 50 AB)
	.470	Khalil Greene, 2002 (134 H, 285 AB) (min. 100 AB)
	.470	Khalil Greene, 2002 (134 H, 285 AB) (min. 150 AB)
Career:	.421	Denny Walling, 1975 (59 H, 140 AB) (min. 100 AB)
	.402	Dude Buchanan, 1939-41 (74 H, 184 AB) (min. 150 AB)
	.394	Shane Monahan, 1993-95 (337 H, 856 AB) (min. 500 AB & 700 AB)

SLUGGING PERCENTAGE

Season:	.877	Khalil Greene, 2002 (250TB, 285 AB) (min. 50 AB, 100 AB, & 150 AB)
Career:	.807	Denny Walling, 1975 (113 TB, 140 AB) (min. 100 AB)
	.668	Tim Teufel, 1979,80 (244TB, 365 AB) (min. 300 AB)
	.636	Michael Johnson, 2000-03 (509TB, 800 AB) (min. 500 AB)

TOTAL BASES

Game:	16	Taylor Harbin at N.C. State, 4-23-2005 (1 1B, 1 3B, 3 HR)
Season:	250	Khalil Greene, 2002 (73 1B, 33 2B, 1 3B, 27 HR)
Career:	668	Khalil Greene, 1999-02 (249 1B, 95 2B, 7 3B, 52 HR)

RUNS

Game:	7	Dave Buffamoyer at N.C. State, 4-6-1979
Season:	97	Shane Monahan, 1994
Career:	285	Bert Heffernan, 1982-85

STOLEN BASES

Game:	5	Fred Knoebel vs. Furman, 4-26-1950
	5	Mike Couture vs. N.C. State, 5-6-1989
Season:	47	Henry Threadgill, 1989
	47	Kevin Northrup, 1992
Career:	85	Henry Threadgill, 1986-89
	85	Mike Couture, 1987-90

SACRIFICE BUNTS

Game:	2	by many
Season:	21	Brad Chalk, 2006
Career:	40	Brad Chalk, 2005-07

SACRIFICE FLIES

Game:	2	by many
Season:	11	Keith Williams, 1993
Career:	20	Matthew LeCroy, 1995-97
	20	Khalil Greene, 1999-02

HIT-BY-PITCH

Game:	3	Khalil Greene vs. New York Tech, 3-30-2001
Season:	21	Khalil Greene, 2001
Career:	58	Khalil Greene, 1999-02

WALKS

Game:	5	by many
Season:	64	Jason Harris, 1999
	64	Henri Stanley, 1999
Career:	207	Bert Heffernan, 1985-88

WALKS PER AT-BAT

Season:	1/2.93	Brian Ellis, 1998
Career:	1/3.85	Kurt Seibert, 1974-76

HITTING STREAKS

Rk	Player	HS	Avg	AB	R	H	RBI	Streak Start	Streak End
1.	Rusty Adkins	41	.438	169	49	74	28	4-10-1965	to 5-17-1966
2.	Brian Kowitz	37	.430	142	45	61	43	5-27-1989	to 4-10-1990
3.	Khalil Greene	34	.519	135	48	70	48	4-16-2002	to 6-14-2002
4.	Tyler Colvin	26	.435	115	27	50	36	4-22-2006	to 6-16-2006
5.	Will Lamb	25	.379	95	16	36	17	3-27-2011	to ⁽¹⁾ 5-14-2011
6.	Chuck Baldwin	24	.436	101	31	44	30	4-17-1987	to 5-21-1987
	Doug Hogan	24	.394	99	14	39	25	5-11-2007	to 3-8-2008
8.	Mike Milchin	22	.371	89	14	33	19	4-17-1988	to 5-26-1988
	Tim Rigsby	22	.380	97	26	37	27	4-11-1990	to 5-19-1990
	Shane Monahan	22	.534	88	35	47	31	5-28-1994	to 3-19-1995
	Jerome Robinson	22	.425	80	17	34	23	3-8-1996	to 4-7-1996
	Matthew LeCroy	22	.420	81	19	34	26	5-25-1996	to 3-8-1997
	David Slevin	22	.371	97	16	36	20	4-20-2003	to 5-31-2003
	Brad McCann	22	.410	100	17	41	21	4-25-2003	to 2-28-2004
	Thomas Brittle	22	.381	105	23	40	27	4-3-2012	to 5-8-2012
16.	Jeff Miller	21	.353	85	21	30	19	5-9-1991	to 2-29-1992
17.	Jerry Brooks	20	.341	82	22	28	20	3-24-1988	to 5-19-1988
	Khalil Greene	20	.458	83	20	38	25	4-21-2000	to 5-26-2000
	Michael Johnson	20	.436	78	23	34	34	3-1-2002	to 3-30-2002
	Brad Miller	20	.410	83	25	34	22	5-11-2010	to 6-25-2010

IN 2006, TYLER COLVIN HAD A 26-GAME HITTING STREAK, FOURTH-LONGEST IN TIGER HISTORY.



PITCHING RECORDS

GAMES

Season:	33	Scott Winchester, 1995
	33	Nick Glaser, 2000
	33	Daniel Moskos, 2006
	33	Alex Frederick, 2010
Career:	98	Matt Additon, 1997-00

STARTS

Season:	19	Brian Barnes, 1988
	19	Brian Barnes, 1989
	19	Jason Dawsey, 1995
	19	Kris Benson, 1996
	19	Ryan Mottl, 2000
	19	Steve Reba, 2002
	19	Casey Harman, 2010
Career:	68	Ryan Mottl, 1997-00

COMPLETE GAMES

Season:	11	Chuck Porter, 1976
Career:	26	Rusty Gerhardt, 1969-72

SHUTOUTS

Season:	4	Ron Musselman, 1976
	4	Kris Benson, 1996
Career:	6	Ron Musselman, 1976,77

WINS

Season:	16	Brian Barnes, 1989
Consecutive:	15	Kris Benson, 1995,96
	12	Chuck Porter, 1976
	12	Ron Musselman, 1977
	12	Jason Angel, 1991
Career:	44	Brian Barnes, 1986-89

WINNING PERCENTAGE

Season:	100.0	Chuck Porter, 1976 (12-0)
Career:	94.4	Mike Kimbrell, 1988-91 (17-1)

INNINGS PITCHED

Game:	16.0	Chuck Porter vs. Virginia, 4-19-1974 ⁽¹⁾
Season:	156.0	Kris Benson, 1996
Career:	475.1	Brian Barnes, 1986-89

ERA

Season:	0.59	Scott Winchester, 1995 (3 ER, 45.2 IP)
Career:	1.51	Billy O'Dell, 1952-54 (37 ER, 219.2 IP)

STRIKEOUTS

Game:	21	Flint Rhem vs. Furman, 4-30-1923
	21	Billy O'Dell vs. South Carolina, 4-4-1952
	20	Joe Hazle at The Citadel, 4-18-1947
	18	Billy O'Dell vs. Furman, 4-23-1952
	18	Brian Barnes vs. Appalachian State, 3-6-1988
	18	Brian Barnes vs. Old Dominion, 3-7-1989
	17	Harold Stowe vs. Florida, 6-9-1958
	17	Damon Vincent vs. Wake Forest, 5-14-1962
	17	Brian Barnes vs. South Carolina, 3-31-1989
	17	Brian Barnes vs. Wake Forest, 3-19-1989
	17	Kris Benson vs. Virginia Tech, 3-10-1996
Season:	208	Brian Barnes, 1989
Career:	513	Brian Barnes, 1986-89

STRIKEOUTS PER NINE INNINGS PITCHED

Game:	21.0	Billy O'Dell vs. South Carolina, 4-4-1952
Season:	13.4	Billy O'Dell, 1953 (108 K, 72.1 IP)
Career:	12.3	Billy O'Dell, 1952-54 (300 K, 219.2 IP)

STRIKEOUT-TO-WALK RATIO

Season:	7.56	Kris Benson, 1996 (204 K, 27 BB)
Career:	4.51	Kris Benson, 1994-96 (356 K, 79 BB)

HITS PER NINE INNINGS PITCHED

Season:	3.11	Billy O'Dell, 1953 (25 H, 72.1 IP)
Career:	5.29	Billy O'Dell, 1952-54 (129 H, 219.2 IP)

WALKS PER NINE INNINGS PITCHED

Season:	1.17	Phillip Lowery, 1987 (7 BB, 53.2 IP)
Career:	1.71	Phillip Lowery, 1986-88 (32 BB, 168.2 IP)


SAVES

Season:	15	Nick Glaser, 2000
Career:	34	Scott Winchester, 1993-95

BATTERS FACED

Season:	606	Kris Benson, 1996
Career:	2,052	Brian Barnes, 1986-89

JUSTIN SARRATT COMBINED WITH FOUR OTHER PITCHERS TO TOSS A NO-HITTER AGAINST USC UPSTATE ON MARCH 18, 2009.



NO-HITTERS

Date	Pitcher(s)	Opponent	Score
4-15-1913	Doc Ezell	Erskine	5-0
4-29-1916	Elmer Long	at Virginia Military	2-0
4-17-1924	Lefty Smith	South Carolina	6-0
3-29-1946	Joe Landrum	Erskine	6-0
5-8-1953	Billy O'Dell	at South Carolina	2-0
5-6-1967	Nelson Gibson Charlie Watson	at Georgia Tech	3-0
4-17-1971	Dave Van Volkenburg	# Florida State ⁽¹⁾	11-0
3-16-1973	Lindsay Graham	^ Maryland	3-0
4-17-1976	Ron Musselman	Virginia	9-0
3-17-1977	Brian Snyder	at North Carolina-Wilmington	8-0
3-10-1980	Mike Brown	*# North Carolina-Wilmington ⁽¹⁾	2-0
3-5-1982	Jeff Gilbert	Western Carolina	5-0
3-6-1984	Scott Parrish	# The Citadel ⁽²⁾	6-0
3-18-2009	Justin Sarratt Scott Weismann Kyle Deese Tomas Cruz Matt Vaughn	South Carolina-Upstate	14-0

* - perfect game; # - seven-inning game; ^ - eight-inning game;
Note: Home games in **bold**.


YEARLY BATTING & FIELDING STATS

Year	W-L-T	G	AB	R	H	2B	3B	HR	TB	RBI	SH	SF	HP	SB	BB	SO	BA	Slg%	PO	A	E	DP	Fld %	
1939	10-7	17	539	85	140	20	7	8	198	52	---	---	---	18	---	---	.259	.367	445	185	45	9	.933	
1940	11-2-2	15	499	141	139	14	13	5	194	---	---	---	---	16	---	---	.279	.389	401	177	56	8	.912	
1941	10-6	16	598	139	173	27	8	16	264	107	---	---	---	21	---	---	.289	.441	417	180	45	11	.930	
1942	8-8	16	611	130	190	21	7	9	252	---	---	---	---	31	71	62	.311	.412	439	157	63	11	.904	
1943	12-3	15	512	168	168	22	11	14	254	---	---	---	---	50	---	---	.328	.496	397	165	46	8	.924	
1944											----- No Team -----													
1945	7-5	12	402	81	83	9	3	4	110	---	---	---	---	15	61	67	.206	.274	295	127	38	4	.917	
1946	12-5	17	639	125	166	23	9	5	222	85	---	---	---	15	79	90	.260	.347	476	235	65	5	.916	
1947	24-5	29	975	244	252	48	11	15	367	157	---	---	---	40	155	123	.258	.376	---	---	78	---	---	
1948	14-12-1	27	968	148	241	33	9	20	352	114	---	---	---	51	72	144	.249	.364	---	---	79	---	---	
1949	11-12	23	895	180	276	47	13	27	430	155	---	---	---	24	---	---	.308	.480	---	---	65	---	---	
1950	20-11	31	1162	277	340	45	13	32	507	235	---	---	---	92	---	---	.293	.436	---	---	83	---	---	
1951	16-6	22	758	177	215	33	9	15	311	116	---	---	---	75	98	60	.284	.410	---	---	57	---	---	
1952	10-12	22	669	145	191	37	5	16	286	133	2	---	---	8	92	83	.286	.428	---	---	75	---	---	
1953	11-6	17	583	111	153	30	6	13	234	94	10	---	6	15	56	98	.263	.401	440	161	57	5	.913	
1954	14-10	24	824	155	210	23	12	25	332	130	14	---	10	38	126	121	.255	.403	624	231	66	13	.928	
1955	7-11	18	627	100	176	28	6	13	255	80	5	---	8	9	75	101	.281	.407	464	189	66	10	.908	
1956	4-14	18	625	104	152	13	8	19	238	93	11	---	---	8	---	---	.243	.381	478	178	68	7	.897	
1957	6-12	18	602	70	131	15	5	5	173	57	3	1	---	5	68	109	.216	.287	465	183	48	---	.931	
1958	22-8	30	1057	211	289	47	10	13	395	181	18	12	---	18	133	170	.273	.374	795	313	71	18	.940	
1959	24-8	32	1107	223	302	38	22	17	435	184	12	15	12	45	191	173	.273	.393	860	308	70	21	.940	
1960	11-10-1	22	786	152	228	32	15	20	350	132	6	11	14	23	111	107	.290	.445	583	262	55	28	.939	
1961	12-11	23	793	182	230	40	8	16	334	161	4	14	17	11	154	154	.290	.421	577	245	50	17	.943	
1962	17-8	25	905	215	282	42	7	49	458	182	6	7	8	21	130	141	.313	.508	645	321	43	29	.957	
1963	15-11	26	953	185	269	34	14	22	397	160	8	9	8	27	140	143	.282	.417	694	271	57	29	.944	
1964	13-13	26	903	174	251	34	15	26	393	151	6	11	15	13	126	170	.278	.435	692	306	48	12	.954	
1965	18-10-2	30	1028	190	298	51	16	26	459	166	8	15	9	24	122	166	.289	.446	771	295	62	22	.945	
1966	20-7-2	29	1048	264	336	49	18	35	526	230	2	15	13	36	159	169	.321	.502	764	309	47	30	.958	
1967	29-9	38	1269	206	335	55	17	20	484	178	7	14	14	42	168	224	.264	.381	1005	387	55	35	.962	
1968	27-14	41	1243	189	291	39	15	21	423	158	7	8	24	24	169	255	.234	.340	976	433	76	33	.949	
1969	27-17-2	46	1495	332	427	60	25	43	666	275	8	17	11	44	256	277	.286	.455	1104	428	90	43	.945	
1970	32-16	48	1447	243	364	54	31	21	543	197	22	16	28	47	214	251	.252	.371	1145	456	81	29	.952	
1971	27-14	41	1357	199	343	52	20	18	489	168	11	11	15	30	201	275	.253	.360	1068	399	84	21	.946	
1972	19-14	33	1079	161	282	42	14	17	403	140	15	5	21	19	141	214	.261	.374	827	346	55	20	.955	
1973	24-16	40	1254	200	325	46	14	29	486	180	12	11	15	20	160	175	.259	.388	987	397	68	31	.953	
1974	23-15	38	1355	254	393	72	16	26	575	228	10	18	18	31	203	163	.290	.424	1018	480	87	45	.945	
1975	33-10	43	1422	306	405	75	14	32	604	257	6	21	16	88	226	209	.285	.425	1095	417	61	32	.961	
1976	36-15	51	1802	327	496	79	28	39	748	288	16	27	32	50	267	240	.275	.415	1394	602	68	68	.967	
1977	42-10	52	1776	403	548	99	22	43	820	345	20	24	15	75	307	222	.309	.462	1340	583	66	60	.967	
1978	39-14	53	1699	378	504	93	23	43	772	320	29	12	10	143	294	217	.297	.454	1300	561	84	30	.957	
1979	40-15	55	1906	457	586	104	20	82	976	412	20	22	11	102	293	233	.307	.512	1415	552	104	31	.950	
1980	38-21	59	1996	384	581	104	19	46	861	348	13	17	23	117	287	196	.291	.431	1540	688	106	49	.955	
1981	34-24	58	2098	405	601	129	18	57	937	365	11	28	12	73	290	325	.287	.447	1550	701	107	48	.955	
1982	37-22	59	2133	482	637	129	18	64	994	415	5	22	16	103	334	302	.299	.466	1559	730	101	54	.958	
1983	30-20-1	51	1756	331	505	88	14	44	753	294	11	17	17	92	243	294	.288	.429	1320	613	85	53	.958	
1984	38-17	55	1856	384	539	86	20	48	809	342	15	26	21	78	297	331	.290	.436	1425	673	90	61	.959	
1985	36-30-1	67	2333	469	719	131	25	77	1131	418	15	39	45	114	298	369	.308	.485	1704	777	135	60	.948	
1986	42-21	63	2384	550	771	146	39	80	1235	490	4	32	19	129	323	301	.323	.518	1696	780	113	70	.956	
1987	54-14-1	69	2408	580	770	140	33	66	1174	516	6	38	29	123	318	337	.320	.488	1769	787	96	74	.964	
1988	54-14	68	2398	564	757	160	24	82	1208	477	3	37	41	188	304	325	.316	.504	1795	742	98	65	.963	
1989	50-20	70	2406	503	679	143	26	57	1046	453	14	38	41	163	397	446	.282	.435	1875	702	109	59	.959	
1990	43-23	66	2287	524	696	120	27	75	1095	459	16	37	42	119	310	379	.304	.479	1709	697	99	46	.960	
1991	60 -10	70	2562	698	874	189	33	111	1462	622	23	46	40	94	382	455	.341	.571	1847	790	117	61	.958	
1992	50-14	64	2240	481	687	135	27	35	981	411	27	27	38	131	303	307	.307	.438	1701	717	89	56	.964	
1993	45-20	65	2302	482	719	143	29	54	1082	419	20	41	49	71	258	355	.312	.470	1723	713	113	58	.956	
1994	57-18	75	2639	514	774	145	27	48	1117	441	28	40	67	115	386	394	.293	.423	2067	818	117	60	.961	
1995	54-14	68	2419	570	767	143	31	75	1197	481	35	31	57	88	344	405	.317	.495	1830	751	96	81	.964	
1996	51-17	68	2320	473	682	145	17	64	1050	427	36	37	54	63	364	452	.294	.453	1847	748	95	51	.965	
1997	41-23	64	2310	565	725	141	11	95	1173	509	18	28	59	51	369	426	.314	.508	1705	697	100	56	.960	
1998	43-16	59	2102	529	686	133	16	64	1043	473	36	30	36	82	388	407	.326	.496	1589	703	83	41	.965	
1999	42-27	69	2436	612	746	169	11	72	1153	550	36	31	47	121	463	507	.306	.473	1843	778	100	75	.963	
2000	51-18	69	2387	516	725	141	28	37	1033	458	47	26	65	112	319	432	.304	.433	1852	801	86	62	.969	
2001	41-22	63	2276	486	694	138	11	85	1109	439	38	28	69	97	239	379	.305	.487	1691	719	79	55	.968	
2002	54-17	71	2535	581	821	157	18	112	1350	522	26	23	67	91	322	447	.324	.533	1907	826	82	78	.971	
2003	39-22	61	2178	408	672	122	5	54	96															

YEARLY PITCHING STATS

Year	W-L	Saves	CG	SHO	IP	H	H/9 IP	R	ER	ERA	SO	SO/9 IP	BB	SO/BB
1953	11-6	---	7	3	149.0	93	5.62	79	39	2.36	159	9.60	77	2.06
1954	14-10	---	14	3	207.0	183	7.96	112	67	2.91	178	7.96	83	2.14
1955	7-11	---	9	0	160.0	---	---	---	---	---	113	6.62	75	1.51
1956	4-14	---	8	0	163.0	182	10.05	94	94	5.20	97	5.36	113	0.86
1957	6-12	---	9	1	155.0	157	9.12	91	75	4.35	91	5.28	58	1.57
1958	22-8	---	13	0	265.0	255	8.66	146	109	3.69	223	7.57	130	1.72
1959	24-8	---	9	3	286.2	195	6.12	111	76	2.39	276	8.67	122	2.26
1960	11-10-1	---	4	2	194.0	196	9.14	118	85	3.94	116	5.38	84	1.38
1961	12-11	---	10	1	192.1	187	8.76	134	100	4.68	129	6.04	126	1.02
1962	17-8	---	10	1	215.0	220	9.21	143	111	4.65	140	5.86	123	1.14
1963	15-9	---	5	0	231.1	226	8.79	161	113	4.40	181	7.04	138	1.31
1964	13-13	---	11	1	230.2	222	8.66	144	98	3.82	159	6.20	109	1.46
1965	18-10-2	---	11	4	257.0	220	7.70	125	88	3.08	238	8.33	131	1.82
1966	20-7-2	---	5	2	254.2	216	7.63	142	107	3.78	203	7.17	157	1.29
1967	29-9	---	8	7	335.0	244	6.56	103	78	2.16	268	7.20	135	1.99
1968	27-14	---	15	6	325.1	258	6.34	140	89	2.46	238	6.58	131	1.82
1969	27-12-2	---	14	2	368.0	332	8.12	232	176	4.30	293	7.17	227	1.29
1970	36-12	---	17	5	381.2	297	7.00	161	120	2.83	288	6.79	197	1.46
1971	27-14	---	12	4	356.0	295	7.46	154	117	2.96	307	7.76	142	2.16
1972	19-14	---	12	8	275.2	230	7.51	114	89	2.91	184	6.00	126	1.46
1973	24-16	8	8	6	329.0	262	7.17	167	126	3.45	242	6.62	168	1.44
1974	23-15	4	12	5	339.1	293	7.77	156	111	2.94	183	4.85	166	1.10
1975	33-10	13	14	4	365.0	277	6.83	133	100	2.47	253	6.24	183	1.38
1976	36-15	9	27	7	464.2	401	7.77	213	163	3.16	303	5.87	177	1.71
1977	42-10	13	19	11	446.2	409	8.24	209	166	3.34	309	6.23	210	1.47
1978	39-14	10	20	5	433.1	405	8.41	215	166	3.45	307	6.38	166	1.85
1979	40-15	10	14	5	471.2	437	8.34	255	184	3.51	353	6.74	203	1.74
1980	38-21	12	15	9	513.1	442	7.75	254	197	3.45	340	5.96	219	1.55
1981	34-24	9	15	4	516.2	537	9.35	328	265	4.62	255	4.44	237	1.08
1982	37-22	10	16	5	519.2	530	9.18	281	220	3.81	284	4.92	219	1.30
1983	30-20-1	11	4	5	440.0	387	7.92	223	170	3.48	251	5.13	221	1.14
1984	38-17	9	14	6	475.0	418	7.92	209	158	2.99	289	5.48	192	1.51
1985	36-30-1	10	18	4	567.2	639	10.13	426	329	5.18	337	5.34	317	1.06
1986	42-21	12	6	1	565.1	568	9.04	374	300	4.78	299	4.76	317	0.94
1987	54-14-1	16	17	6	589.2	570	8.67	315	248	3.79	399	6.09	290	1.38
1988	54-14	19	12	3	598.1	545	8.20	307	246	3.70	489	7.36	261	1.87
1989	50-20	17	12	6	625.0	531	7.65	293	224	3.22	626	9.01	297	2.11
1990	43-23	10	11	4	569.0	537	8.49	320	260	4.11	480	7.59	267	1.80
1991	60 -10	12	9	4	615.2	577	8.43	313	251	3.67	480	7.01	262	1.83
1992	50-14	14	6	8	567.1	484	7.68	222	180	2.86	463	7.34	221	2.10
1993	45-20	15	4	1	574.1	603	9.45	332	265	4.15	450	7.05	223	2.02
1994	57-18	18	3	3	689.0	649	8.48	346	265	3.46	626	8.18	249	2.51
1995	54-14	17	4	8	610.0	504	7.43	287	219	3.23	591	8.72	242	2.44
1996	51-17	10	12	10	615.2	494	7.22	254	207	3.03	663	9.69	210	3.16
1997	41-23	12	5	1	568.1	701	11.10	475	401	6.35	474	7.51	295	1.61
1998	43-16	12	2	3	531.0	501	8.49	302	252	4.27	465	7.88	222	2.09
1999	42-27	9	1	1	614.1	726	10.64	480	397	5.82	538	7.88	318	1.69
2000	51-18	21	3	6	617.1	618	9.01	323	274	3.99	438	6.39	257	1.70
2001	41-22	10	3	5	563.2	584	9.34	319	259	4.14	482	7.71	212	2.27
2002	54-17	26	1	4	635.2	652	9.23	350	296	4.19	520	7.36	236	2.20
2003	39-22	11	1	5	542.0	567	9.42	325	255	4.23	410	6.81	210	1.95
2004	39-26	15	1	3	580.1	592	9.18	330	283	4.39	525	8.14	221	2.38
2005	43-23	9	6	4	587.2	608	9.31	298	257	3.94	500	7.66	223	2.24
2006	53-16	17	2	6	615.0	558	8.17	277	223	3.26	550	8.05	211	2.61
2007	41-23	12	1	4	572.1	575	9.04	292	237	3.73	525	8.26	229	2.29
2008	31-27-1	12	2	2	518.1	593	10.30	341	274	4.76	441	7.66	178	2.48
2009	44-22	13	1	4	594.1	569	8.62	279	243	3.68	548	8.30	203	2.70
2010	45-25	14	1	2	626.0	684	9.83	385	326	4.69	486	6.99	230	2.11
2011	43-20	16	1	7	558.1	496	8.00	247	206	3.32	486	7.83	183	2.66
2012	35-28	13	0	1	575.1	588	9.20	289	249	3.90	460	7.20	248	1.85
2013	40-22	15	1	8	563.0	560	8.95	259	201	3.21	407	6.51	202	2.01

Note: **Bolded** figure denotes Clemson single-season high.



FRESHMAN LEFTHANDER
MATTHEW CROWNOVER'S
TEAM-BEST 2.19 ERA AND
A SOLID DEFENSE IN 2013
HELPED CLEMSON RECORD
ITS LOWEST ERA (3.21)
SINCE THE 1996 SEASON.

TEAM RECORDS

BATTING

AT-BATS

Inning:	22	vs. N.C. State, 4-6-1979 (9th)
Game:	73	vs. Fordham, 5-26-1988
Both Teams:	135	vs. Fordham, 5-26-1988 (CU 70, Fordham 65)
	125	vs. Georgia Southern, 4-21-1996 (Georgia Southern 64, CU 61)
Season:	2,639	1994

HITS

Inning:	12	at N.C. State, 4-6-1979 (9th)
	12	vs. Maryland, 3-21-1998 (3rd)
Game:	29	vs. Auburn, 5-8-1982
Both Teams:	48	vs. Auburn, 5-8-1982 (CU 29, Auburn 19)
Season:	874	1991

DOUBLES

Game:	10	vs. Coastal Carolina, 2-18-1989
Both Teams:	12	vs. Auburn, 5-8-1982 (CU 7, Auburn 5)
Season:	189	1991

TRIPLES

Game:	5	vs. Duke, 4-6-1986
Both Teams:	7	vs. Howard, 4-8-1978 (CU 4, Howard 3)
Season:	39	1986

HOME RUNS

Inning:	5	vs. South Carolina, 5-8-1962 (6th)
Game:	8	vs. South Carolina, 5-8-1962
Both Teams:	11	vs. South Carolina, 5-8-1962 (CU 8, South Carolina 3)
Season:	112	2002

RBIs

Game:	37	at N.C. State, 4-6-1979
Both Teams:	52	vs. South Carolina, 4-23-1997 (South Carolina 36, CU 16)
Season:	622	1991

BATTING AVERAGE

Game:	.523	vs. Georgia Southern, 3-12-2002 (23-for-44)
	.523	vs. Davidson, 5-17-2011 (23-for-44)
Season:	.341	1991 (874-for-2562)

TOTAL BASES

Game:	56	vs. South Carolina, 5-8-1962 (12 1B, 6 2B, 8 HR)
Both Teams:	94	vs. South Carolina, 5-8-1962 (22 1B, 11 2B, 2 3B, 11 HR)
Season:	1,462	1991

RUNS

Inning:	19	vs. Maryland, 3-21-1998 (3rd)
Game:	41	at N.C. State, 4-6-1979
Both Teams:	54	vs. South Carolina, 4-23-1997 (South Carolina 38, CU 16)
Season:	698	1991

HIGHEST RUN MARGIN

Game:	+32	at N.C. State, 4-6-1979 (41-9)
Season:	+385	1991 (698-313)
Per Game:	+5.5	1991

WINNING STREAKS

Rk	WS	First Opponent	Score	Date	Ended By	Score	Date
1.	26	Columbus ⁽¹⁾	12-2	2-26-1977	South Carolina	1-2	3-28-1977
2.	25	Texas-Arlington	18-0	2-18-1995	South Carolina	2-4	3-28-1995
3.	21	Ohio State ⁽²⁾	4-3	3-26-1988	South Carolina	7-11	4-23-1988
4.	17	Eastern Kentucky ⁽¹⁾	7-0	2-16-1992	Maryland	9-10	3-15-1992
	17	Boston College ⁽²⁾	4-1	4-22-2006	+ Georgia Tech ⁽¹⁾	7-8	5-27-2006
6.	15	Charlotte	23-6	2-24-1988	% Brigham Young	2-9	3-15-1992
	15	Maine	7-3	2-23-1996	Duke ⁽¹⁾	4-7	3-16-1996
8.	14	Seton Hall	7-5	3-28-1989	Maryland ⁽¹⁾	4-5	4-16-1989
	14	Winthrop	5-4	3-4-2003	Western Carolina	5-9	3-25-2003
10.	13	Tennessee	6-3	5-9-1991	! Creighton	4-8	6-1-1991
	13	Auburn	7-4	2-22-2002	South Alabama	4-6	3-16-2002
	13	South Alabama	11-3	3-17-2002	N.C. State	0-3	4-6-2002

+ - Jacksonville, FL; % - Fresno, CA; ! - Omaha, NE

LOWEST RUN MARGIN

Game:	-23	at Georgia, 4-4-1939 (4-27)
Season:	-70	1956 (102-172)
Per Game:	-3.5	1956

STOLEN BASES

Game:	12	vs. The Citadel, 4-21-1950
Season:	188	1988
Per Game:	2.8	1978

PITCHING

INNINGS PITCHED

Game:	19.0	vs. Fordham, 5-26-1988
Season:	689.0	1994

HITS ALLOWED

Game:	0	vs. many
Season:	93	1953
Per 9 IP:	5.62	1953 (93 H, 149.0 IP)

RUNS ALLOWED

Game:	0	vs. many
Season:	79	1953
Per Game:	2.71	1967

EARNED RUNS ALLOWED

Game:	0	vs. many
Season:	39	1953
Per Game:	2.05	1967

STRIKEOUTS

Game:	21	vs. Furman, 4-30-1923
	21	vs. South Carolina, 4-4-1952
Season:	663	1996
Per 9 IP:	9.69	1996

WALKS ALLOWED

Game:	0	vs. many
Season:	58	1957
Per 9 IP:	2.95	2011

FIELDING

ERRORS

Game:	12	vs. Georgia, 4-6-1946
Both Teams:	18	vs. Georgia, 4-6-1946
Season:	135	1985

FIELDING PERCENTAGE

Game:	1.000	vs. many
Season:	.973	2012 (66 errors, 2,475 chances)

DOUBLE PLAYS

Game:	6	vs. New Orleans, 5-21-1989
	6	vs. Georgia, 4-5-1995
Both Teams:	8	vs. North Carolina-Wilmington, 2-27-1988 (CU 4, North Carolina-Wilmington 4)
Season:	81	1995
	81	2010

TRIPLE PLAYS

Game:	1	vs. many
Season:	1	1955, 1971, 1995

MISCELLANEOUS SINGLE-SEASON RECORDS

Games:	75	1994
Consecutive Games Scoring a Run:	232	4-24-1984 to 5-4-1986
Wins:	60	1991
Consecutive Wins:	26	1977
Winning Percentage:	85.7	1991 (60-10)
Slugging Percentage:	.571	1991 (1,462 TB, 2,562 AB)
Runners Left on Base:	610	1999
Complete Games:	27	1976
Pitching Shutouts:	11	1977
ERA:	2.16	1967 (78 ER, 335.0 IP)
Strikeout-to-Walk Ratio:	3.16:1	1996 (663 K, 210 BB)
Saves:	26	2002

THE 1967 TIGERS HAD A SCHOOL-RECORD 2.16 ERA.



SEASON BESTS

BATTING

GAMES			
Rk	Player	Year	G
1.	Seth Brizek	1994	75
	Mike Hampton	1994	75
	Shane Monahan	1994	75
4.	David Miller	1994	71
	Andy Monin	1994	71
	Khalil Greene	2002	71
	Michael Johnson	2002	71
8.	Kyle Frank	2002	70
	Jeff Schaus	2010	70
10.	Steve Baucom	1987	69
	Mike Couture	1989	69
	Henry Threadgill	1989	69
	Eric Macrina	1991	69
	Khalil Greene	1999	69
	Jason Harris	1999	69
	Henri Stanley	1999	69
	Patrick Boyd	2000	69
	Khalil Greene	2000	69
	Casey Stone	2000	69
	Adrian Casanova	2006	69
	Tyler Colvin	2006	69
	Andy D'Alessio	2006	69
	Herman Demmink	2006	69
	Mike Freeman	2010	69
	Brad Miller	2010	69

AT-BATS

Rk	Player	Year	G	AB
1.	Shane Monahan	1994	75	330
2.	Mike Freeman	2010	69	299
3.	Chuck Baldwin	1986	63	289
4.	David Miller	1994	71	288
5.	Seth Brizek	1994	75	287
	Mike Hampton	1994	75	287
7.	Khalil Greene	2002	71	285
8.	Jerry Brooks	1988	68	284
	Kyle Frank	2002	70	284
	Jeff Schaus	2010	70	284

HITS

Rk	Player	Year	G	Hits
1.	Shane Monahan	1994	75	137
2.	Khalil Greene	2002	71	134
3.	Mike Hampton	1994	75	109
4.	Chuck Baldwin	1986	63	107
5.	Jerry Brooks	1988	68	106

Shane Monahan	1995	67	106
7. Gary Burnham	1997	64	104
8. David Miller	1995	68	103
Casey Stone	2001	62	103
10. Brian Kowitz	1990	66	102

MULTIPLE-HIT GAMES

Rk	Player	Year	G	MHG
1.	Shane Monahan	1994	75	46
2.	Khalil Greene	2002	71	42
3.	Chuck Baldwin	1986	63	37
4.	Mike Hampton	1994	75	34
	David Miller	1995	68	34
6.	Shane Monahan	1995	68	33
7.	Khalil Greene	1999	69	31
8.	Jerry Brooks	1988	68	30
	Mike Milchin	1988	68	30
	Brian Kowitz	1990	66	30
	Gary Burnham	1997	64	30
	Patrick Boyd	1999	62	30
	Casey Stone	2001	60	30

SINGLES

Rk	Player	Year	G	1B
1.	Shane Monahan	1994	75	94
2.	Casey Stone	2000	69	82
	Casey Stone	2001	60	82
4.	Mike Hampton	1994	75	73
	Khalil Greene	2002	71	73
6.	David Miller	1994	71	72
	Eric DeMoura	1997	63	72
8.	Brian Kowitz	1990	66	71
	Brad Chalk	2006	68	71
10.	David Miller	1995	68	70
	Kyle Frank	2002	70	70

DOUBLES

Rk	Player	Year	G	2B
1.	Khalil Greene	2002	71	33
2.	Kurt Bultmann	1997	60	31
3.	Taylor Harbin	2005	66	28
4.	Gary Burnham	1995	66	27
5.	Billy McMillon	1991	65	26
6.	Gary Burnham	1996	68	24
	Khalil Greene	2000	69	24
	Mike Freeman	2010	69	24
9.	Chuck Baldwin	1986	63	23
	Kevin Northrup	1992	64	23
	Shane Monahan	1994	75	23
	Gary Burnham	1997	64	23
	Kurt Bultmann	1999	68	23

TRIPLES

Rk	Player	Year	G	3B
1.	Bill Spiers	1987	64	11
2.	David Miller	1995	68	10
3.	Kevin Northrup	1991	67	9
	Shane Monahan	1994	75	9
5.	Don Russell	1969	46	8
	Dave Caldwell	1976	50	8
	Shawn Satterfield	1992	55	8
	Thomas Brittle	2012	58	8
9.	Rusty Adkins	1967	38	7
	Shane Monahan	1993	65	7
	Ryan Riley	2000	55	7

HOME RUNS

Rk	Player	Year	G	HR
1.	Khalil Greene	2002	71	27
2.	Jeff Baker	2002	68	25
	Michael Johnson	2002	71	25
	Kris Harvey	2005	65	25
5.	Eric Macrina	1991	69	24
	Matthew LeCroy	1997	64	24
7.	Jeff Baker	2001	60	23
	Andy D'Alessio	2006	69	23
9.	Jim McCollom	1985	64	21
10.	Kyle Parker	2010	67	20

EXTRA BASE HITS

Rk	Player	Year	G	EBH
1.	Khalil Greene	2002	71	61
2.	Kurt Bultmann	1997	60	48
3.	Michael Johnson	2002	71	45
4.	Jim McCollom	1985	64	44
5.	Eric Macrina	1991	69	43
	Shane Monahan	1994	75	43
7.	Taylor Harbin	2005	66	42
8.	Keith Williams	1993	65	41
9.	Chuck Baldwin	1986	63	40
	Billy McMillon	1991	65	40
	Gary Burnham	1997	64	40
	Patrick Boyd	1999	62	40
	Tyler Colvin	2006	69	40

RBIs

Rk	Player	Year	G	RBI
1.	Khalil Greene	2002	71	91
2.	Jeff Baker	2002	68	87
	Jeff Schaus	2010	70	87
4.	Andy D'Alessio	2006	69	85
5.	Eric Macrina	1991	69	84
6.	Gary Burnham	1997	64	82
7.	Michael Johnson	2002	71	81
8.	Jerry Brooks	1988	68	80
9.	Keith Williams	1993	65	79
	Matthew LeCroy	1997	64	79

BATTING AVERAGE

Rk	Player	Year	AB	Hits	Avg.
1.	Dude Buchanan	1941	68	33	.485
2.	Khalil Greene	2002	285	134	.470
3.	Homer Coker	1942	52	24	.462
	Homer Coker	1943	52	24	.462
5.	Rusty Adkins	1965	126	56	.444
6.	Johnny Jones	1962	82	36	.439
7.	Hank Sullivan	1943	63	27	.429
8.	Wyman Morris	1953	64	27	.422
9.	Denny Walling	1975	140	59	.421
10.	Shane Monahan	1994	330	137	.415

Note: Minimum 50 at-bats.

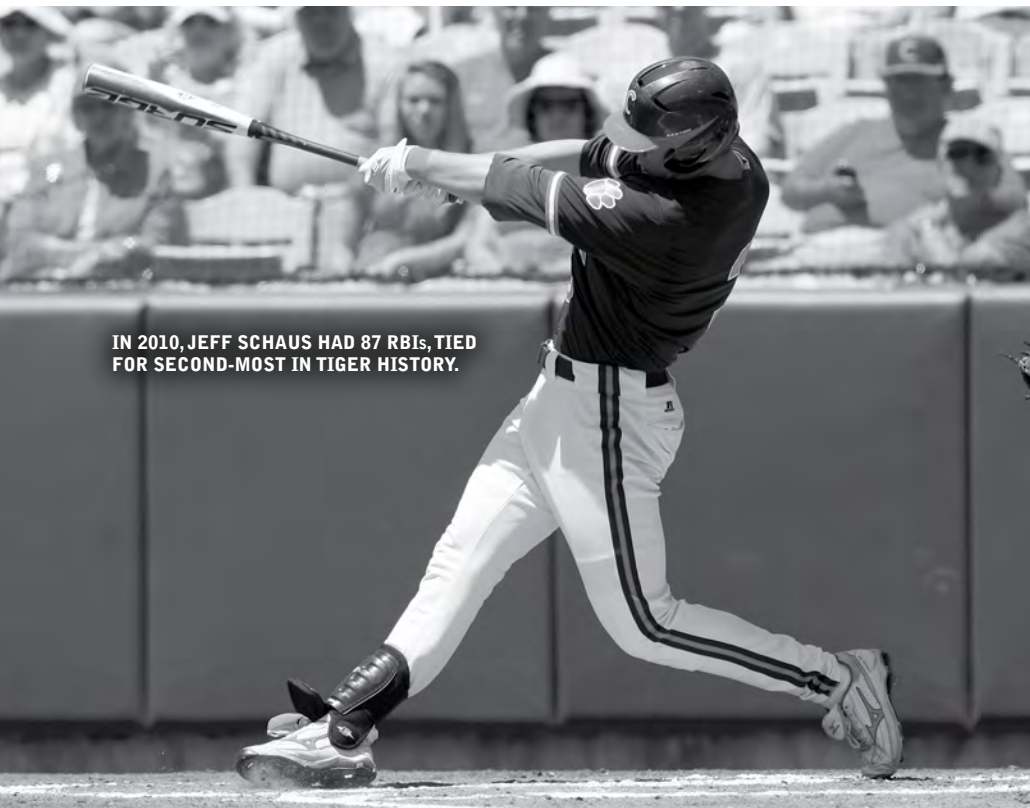
SLUGGING PERCENTAGE

Rk	Player	Year	AB	TB	Slg %
1.	Khalil Greene	2002	285	250	.877
2.	Dude Buchanan	1941	68	55	.809
3.	Denny Walling	1975	140	113	.807
4.	Joey Taylor	1962	64	49	.766
5.	Homer Coker	1943	52	39	.750
6.	Michael Johnson	2002	263	197	.749
7.	Jim McCollom	1985	251	188	.749
8.	Doug Kingsmore	1954	89	66	.742
9.	Jeff Baker	2001	233	172	.738
10.	Matthew LeCroy	1997	237	171	.722

Note: Minimum 50 at-bats.

TOTAL BASES


Rk	Player	Year	G	TB
1.	Khalil Greene	2002	71	250
2.	Shane Monahan	1994	75	211
3.	Michael Johnson	2002	71	197



IN 2010, JEFF SCHAUS HAD 87 RBIs, TIED FOR SECOND-MOST IN TIGER HISTORY.

SEASON BESTS

SHANE MONAHAN SCORED A SCHOOL-RECORD 97 RUNS THANKS IN LARGE PART TO HIS 43 EXTRA-BASE HITS DURING THE 1994 SEASON.



4. Jim McCollom	1985	64	188
5. Chuck Baldwin	1986	63	180
6. Jerry Brooks	1988	68	179
Eric Macrina	1991	69	179
8. Jeff Baker	2002	68	177
9. Keith Williams	1993	65	176
Gary Burnham	1997	64	176

RUNS

Rk	Player	Year	G	Runs
1.	Shane Monahan	1994	75	97
2.	Bert Heffernan	1988	68	93
	Khalil Greene	2002	71	93
4.	Brian Kowitz	1990	66	87
5.	Henri Stanley	1999	69	85
	Kyle Parker	2010	67	85
7.	Mike Hampton	1994	75	84
8.	Gary Burnham	1997	64	83
9.	Shane Monahan	1995	67	82
10.	Jim Crowley	1991	68	79
	David Miller	1995	68	79

STOLEN BASES

Rk	Player	Year	G	SB
1.	Henry Threadgill	1989	69	47
	Kevin Northrup	1992	64	47
3.	Mike Hampton	1994	75	39
4.	Bill Spiers	1986	62	35
5.	Randy Maze	1988	66	34
	Mike Couture	1989	69	34
	Brian Kowitz	1990	66	34
8.	Mike Couture	1988	62	32
	Henry Threadgill	1988	66	32
10.	Billy Weems	1980	59	30
	Brooks Shumake	1983	50	30

SACRIFICE BUNTS

Rk	Player	Year	G	Sac.
1.	Brad Chalk	2006	68	21
2.	Brad Chalk	2005	64	15
3.	Casey Stone	2000	69	14
4.	J.D. Burgess	2007	55	13
5.	Adrian Casanova	2005	66	12
6.	Steve Pyzik	2001	52	11
7.	Jason Stolz	2011	63	10
8.	Doug Livingston	1995	68	9
	Ryan Riley	2001	62	9
	Adrian Casanova	2006	69	9

SACRIFICE FLIES

Rk	Player	Year	G	SF
1.	Keith Williams	1993	65	11
2.	Jim McCollom	1985	64	9
	Matthew LeCroy	1996	67	9
4.	Chuck Baldwin	1986	63	8
	Mike Milchin	1988	66	8
	Jim Crowley	1991	68	8
	Keith Williams	1992	62	8

HIT-BY-PITCH

Rk	Player	Year	G	HBP
1.	Khalil Greene	2001	63	21
2.	Mike Hampton	1994	75	17
	Gary Burnham	1995	66	17
4.	Khalil Greene	2000	69	15
5.	Mike Couture	1988	62	14
6.	Mike Couture	1989	69	12
	Seth Brizek	1994	75	12
	Doug Livingston	1996	58	12
	Phil Pohl	2012	63	12
10.	Jeff Baker	2001	58	11
	Ryan Riley	2001	62	11
	Jeff Baker	2002	68	11
	Khalil Greene	2002	71	11
	Brad Chalk	2006	68	11
	Thomas Brittle	2012	58	11

WALKS

Rk	Player	Year	G	BB
1.	Jason Harris	1999	69	64
	Henri Stanley	1999	69	64
3.	Michael Johnson	2003	58	63
	Richie Shaffer	2012	63	63
5.	Bert Heffernan	1988	68	62
6.	Gary Burnham	1996	68	61
7.	Kyle Parker	2010	67	56
8.	Bert Heffernan	1986	61	55
	Mike Couture	1989	69	55
10.	Matthew LeCroy	1997	64	53
	Brad Miller	2009	66	53

WALKS PER AT-BAT

Rk	Player	Year	AB/BB	Ratio
1.	Brian Ellis	1998	123/42	1/2.93
2.	Michael Johnson	2003	198/63	1/3.14
3.	Doug Hoffman	1959	105/33	1/3.18
4.	Kurt Seibert	1976	160/50	1/3.20
5.	Chris Epps	2008	101/30	1/3.37
6.	Steve Nilsson	1978	160/47	1/3.40
7.	Johnny Severs	1971	153/44	1/3.48
8.	Gary Burnham	1996	223/61	1/3.66
9.	Mark Biegert	1987	132/36	1/3.67
10.	Mark Biegert	1985	103/28	1/3.68

STRIKEOUTS PER AT-BAT

Rk	Player	Year	AB/K	Ratio
1.	Rusty Adkins	1965	126/0	0/126.0
2.	Casey Stone	2001	263/9	1/29.2
3.	Randy Bray	1969	167/6	1/27.8
4.	Neil Simons	1980	274/10	1/27.4
5.	Ellis Dantzler	1966	108/4	1/27.0
6.	Jimmy Key	1980	103/4	1/25.8
7.	Pete Ayoub	1963	102/4	1/25.5
8.	Billy Weems	1980	229/10	1/22.9
9.	Greg Guin	1981	204/9	1/22.7
10.	Elmo Lam	1963	103/5	1/20.6

CYCLES

CLEMSON

- **Fred Knoebel** at South Carolina on May 5, 1950. Walk in 1st, triple in 2nd, single in 4th, home run in 5th, double in 7th, hit-by-pitch in 8th. Clemson won 14-5.
- **Steve Tucker** at Georgia Tech on Apr. 22, 1975. Double in 1st, on by error in 2nd, triple in 4th, home run in 6th, single in 7th, single in 9th. Clemson won 18-3.
- **Keith Williams** at Furman on Apr. 20, 1993. Home run in 1st, double in 3rd, single in 6th, triple in 9th. Clemson won 17-2.
- **Shane Monahan** at Hawaii-Hilo on Mar. 19, 1994. Triple in 1st, single in 2nd, home run in 6th, double in 8th, single in 9th. Clemson won 13-5.
- **Gary Burnham** at Texas-Arlington on Feb. 18, 1995. Double in 1st, triple in 3rd, walk in 5th, strikeout in 6th, homer in 7th, single in 9th. Clemson won 18-0.

OPPONENTS

- **Dick Steed** of Georgia Tech in Atlanta, GA on Apr. 13, 1971. Triple in 1st, double in 2nd, strikeout in 4th, home run in 6th, single in 8th. Georgia Tech won 8-4.
- **Chris Pittaro** of North Carolina in Chapel Hill, NC on Mar. 21, 1981. Double in 1st, single in 2nd, home run in 3rd, triple in 6th, groundout to second base in 7th. North Carolina won 10-7.

PITCHING

APPEARANCES

Rk	Player	Year	App.
1.	Scott Winchester	1995	33
	Nick Glaser	2000	33
	Daniel Moskos	2006	33
	Alex Frederick	2010	33
5.	Aaron Jersild	1992	32
6.	Stephen Clyne	2007	31
7.	Andy Taulbee	1993	30
	Matt Vaughn	2008	30
9.	Billy Trapp	1980	28
	Scott Winchester	1994	28
	Josh Cram	2001	28
	Ryan Hinson	2009	28

RELIEF APPEARANCES

Rk	Player	Year	RA
1.	Scott Winchester	1995	33
	Nick Glaser	2000	33
	Daniel Moskos	2006	33
4.	Aaron Jersild	1992	32
	Alex Frederick	2010	32
6.	Stephen Clyne	2007	31
7.	Matt Vaughn	2008	29
8.	Billy Trapp	1980	28
	Scott Winchester	1994	28
	Josh Cram	2001	28

STARTS

Rk	Player	Year	Starts
1.	Brian Barnes	1988	19
	Brian Barnes	1989	19
	Jason Dawsey	1995	19
	Kris Benson	1996	19
	Ryan Mottl	2000	19
	Steve Reba	2002	19
	Casey Harman	2010	19
8.	Andy Taulbee	1994	18
	Matt Henrie	2002	18
	Jason Berken	2006	18
	Stephen Faris	2006	18
	David Kopp	2007	18
	Scott Weismann	2010	18

COMPLETE GAMES

Rk	Player	Year	CG
1.	Chuck Porter	1976	11
2.	Billy O'Dell	1954	9
	George Stone	1985	9
	Brian Barnes	1989	9
5.	Harold Stowe	1958	8
	Rusty Gerhardt	1970	8
	Ron Musselman	1977	8
8.	Dave Van Volkenburg	1969	7
	Steve Cline	1974	7
	Jeff Gilbert	1981	7
	Jimmy Key	1982	7
	Kris Benson	1996	7



SEASON BESTS

SHUTOUTS

Rk	Player	Year	SHO
1.	Ron Musselman	1976	4
	Kris Benson	1996	4
3.	Billy O'Dell	1954	3
	Lindsay Graham	1972	3
	Chuck Porter	1976	3
	Tommy Qualters	1977	3
	Tim Parker	1990	3

WINS

Rk	Player	Year	Wins
1.	Brian Barnes	1989	16
2.	Harold Stowe	1958	14
	Jason Angel	1991	14
	Kris Benson	1996	14
5.	Brian Barnes	1988	13
	Matt Henrie	2002	13
	Steve Reba	2002	13
8.	Chuck Porter	1976	12
	Ron Musselman	1977	12
	Brian Barnes	1987	12
	Chad Phillips	1993	12
	Andy Taulbee	1994	12
	Steve Reba	2001	12
14.	Rusty Gerhardt	1971	11
	Scott Miller	1992	11
	Jason Dawsey	1995	11
17.	Mike Sullivan	1979	10
	Andy Taulbee	1993	10
	Billy Koch	1996	10
	Ken Vining	1996	10
	Ryan Mottl	1997	10
	Ryan Mottl	2000	10
	Daniel Gossett	2013	10

WINNING PERCENTAGE

Rk	Player	Year	W-L	Win %
1.	Chuck Porter	1976	12-0	100.0
	Mike Kimbrell	1991	11-0	100.0
	Mike Sullivan	1979	10-0	100.0
	Jarrold Schmidt	2000	9-0	100.0
	Josh Cribb	2006	9-0	100.0
	Aaron Jersild	1991	8-0	100.0
	Mike Holtz	1992	8-0	100.0
	Len Bradley	1979	7-0	100.0
	Tommy Qualters	1977	6-0	100.0
	Kris Harvey	2004	6-0	100.0
	P.J. Zocchi	2006	6-0	100.0
	Phillip Lowery	1987	5-0	100.0
	Doug Marchal	1987	5-0	100.0
	Jeff Sauve	1995	5-0	100.0
	D.J. Mitchell	2007	5-0	100.0
16.	Scott Miller	1992	11-1	91.7
17.	Bill Parmer	1967	9-1	90.0

Note: Minimum five decisions.

INNINGS PITCHED

Rk	Player	Year	IP
1.	Kris Benson	1996	156.0
2.	Brian Barnes	1989	146.0
3.	Brian Barnes	1988	137.2
4.	Jason Dawsey	1995	129.1
5.	George Stone	1985	127.1
6.	Harold Stowe	1958	126.2
7.	Casey Harman	2010	121.0
8.	Brian Barnes	1987	120.2
9.	Chuck Porter	1976	119.0
10.	Ron Musselman	1977	117.1

ERA

Rk	Player	Year	IP	ER	ERA
1.	Scott Winchester	1995	45.2	3	0.59
2.	Billy O'Dell	1954	91.1	8	0.79
3.	Joe Landrum	1946	104.0	12	1.04
4.	Scott Clackum	1998	40.2	5	1.11
5.	Jay Bevis	1970	40.1	5	1.12
6.	Bill Parmer	1967	71.0	9	1.14
7.	Brian Snyder	1977	60.1	8	1.19
8.	Mike Holtz	1992	57.1	8	1.26
9.	Jerome Santivasci	1989	66.0	10	1.36
10.	Billy O'Dell	1953	72.1	11	1.37

Note: Minimum 40 innings pitched.

STRIKEOUTS

Rk	Player	Year	K
1.	Brian Barnes	1989	208
2.	Kris Benson	1996	204
3.	Billy Koch	1996	152

4.	Brian Barnes	1988	140
5.	Ken Vining	1996	135
6.	Jason Dawsey	1995	133
7.	Harold Stowe	1958	126
8.	Harold Stowe	1959	117
9.	Brian Barnes	1987	112
10.	Billy O'Dell	1954	111
	Rusty Gerhardt	1970	111
	Rusty Gerhardt	1971	111
	Billy Koch	1995	111

STRIKEOUTS PER NINE INNINGS PITCHED

Rk	Player	Year	K	IP	K/9 IP
1.	Billy O'Dell	1953	108	72.1	13.44
2.	Billy O'Dell	1952	81	56.0	13.02
3.	Brian Barnes	1989	208	146.0	12.82
4.	Billy Koch	1996	152	111.2	12.25
5.	Patrick Hogan	2004	60	44.2	12.09
6.	Kris Benson	1996	204	156.0	11.77
7.	Billy Koch	1995	111	87.0	11.48
8.	Mike Milchin	1989	54	42.2	11.39
9.	Alan Farina	2007	72	57.1	11.30
10.	Tony Sipp	2004	59	48.0	11.06

Note: Minimum 40 innings pitched.

STRIKEOUT-TO-WALK RATIO

Rk	Player	Year	K	BB	K/BB
1.	Kris Benson	1996	204	27	7.56
2.	Casey Harman	2009	89	16	5.56
3.	Joe Landrum	1947	98	18	5.44
4.	Phillip Lowery	1987	37	7	5.29
	Jonathan Meyer	2013	37	7	5.29
6.	Billy O'Dell	1952	81	16	5.06
7.	Justin Sarratt	2011	65	14	4.64
8.	Joe Landrum	1946	97	22	4.41
9.	Casey Harman	2008	44	10	4.40
10.	Justin Sarratt	2008	26	6	4.33

Note: Minimum 40 innings pitched.

HITS PER NINE INNINGS PITCHED

Rk	Player	Year	Hits	IP	H/9 IP
1.	Billy O'Dell	1953	25	72.1	3.11
2.	Jay Bevis	1970	17	40.1	3.79
3.	Rusty Gerhardt	1970	47	100.1	4.22
4.	Scott Winchester	1995	23	45.2	4.53
5.	Scott Clackum	1998	21	40.2	4.65

6.	Steve Cline	1973	35	59.1	5.31
7.	Brian Snyder	1977	36	60.1	5.37
8.	Brian Barnes	1989	89	146.0	5.49
9.	Billy O'Dell	1954	56	91.1	5.52

Note: Minimum 40 innings pitched.

WALKS PER NINE INNINGS PITCHED

Rk	Player	Year	BB	IP	BB/9 IP
1.	Phillip Lowery	1987	7	53.2	1.17
2.	Justin Sarratt	2008	6	45.2	1.18
3.	Jonathan Meyer	2013	7	46.2	1.35
4.	Jimmy Roller	1960	11	71.2	1.38
5.	Kris Benson	1996	27	156.0	1.56
6.	Justin Sarratt	2011	14	80.2	1.56
7.	David Haselden	2011	14	76.2	1.64
8.	Casey Harman	2009	16	86.2	1.66
9.	Stephen Faris	2006	20	103.0	1.75
10.	Patrick Hogan	2002	11	54.2	1.81

Note: Minimum 40 innings pitched.


SAVES

Rk	Player	Year	Saves
1.	Nick Glaser	2000	15
2.	Scott Winchester	1995	14
3.	Matt Vaughn	2008	11
4.	Scott Winchester	1993	10
	Scott Winchester	1994	10
	Patrick Hogan	2004	10
	Daniel Moskos	2006	10
8.	Scott Clackum	1998	9
9.	Mike Milchin	1988	8
	Paul Harrelson	2002	8

BATTERS FACED

Rk	Player	Year	BF
1.	Kris Benson	1996	606
2.	Brian Barnes	1989	602
3.	Brian Barnes	1988	598
4.	George Stone	1984	569
5.	Jason Dawsey	1995	529
6.	Brian Barnes	1987	523
7.	Casey Harman	2010	518
8.	Andy Taulbee	1994	489
9.	Jimmy Key	1982	485
10.	Ron Musselman	1977	483

IN 1947, JOE LANDRUM HAD A 5.44 STRIKEOUT-TO-WALK RATIO, THE THIRD-BEST MARK IN CLEMSON HISTORY.



CAREER LEADERS

BATTING

GAMES

Rk	Player	Year(s)	G
1.	Khalil Greene	1999-02	272
2.	Bert Heffernan	1985-88	259
3.	Jeff Schaus	2008-11	258
4.	Andy D'Alessio	2004-07	253
5.	Kurt Bultmann	1996-99	249
6.	Jim Crowley	1988-91	247
7.	Wilson Boyd	2007-10	238
8.	Michael Johnson	2000-03	235
9.	Herman Demmink	2003-06	232
10.	Henri Stanley	1997-00	231

AT-BATS

Rk	Player	Year(s)	AB
1.	Khalil Greene	1999-02	1069
2.	Bert Heffernan	1985-88	993
3.	Jeff Schaus	2008-11	973
4.	Kurt Bultmann	1996-99	953
5.	Chuck Baldwin	1984-87	935
6.	Shane Monahan	1993-95	856
7.	Andy D'Alessio	2004-07	853
8.	Wilson Boyd	2007-10	837
9.	Jim McCollom	1982-85	830
10.	Jim Crowley	1988-91	826

HITS

Rk	Player	Year(s)	Hits
1.	Khalil Greene	1999-02	403
2.	Shane Monahan	1993-95	337
3.	Bert Heffernan	1985-88	335
4.	Chuck Baldwin	1984-87	311
	Jeff Schaus	2008-11	311
6.	Kurt Bultmann	1996-99	306
7.	Jim McCollom	1982-85	285
8.	Michael Johnson	2000-03	275
9.	Jim Crowley	1988-91	271
10.	Neil Simons	1977-80	270
	Gary Burnham	1994-97	270

DOUBLES

Rk	Player	Year(s)	2B
1.	Khalil Greene	1999-02	95
2.	Kurt Bultmann	1996-99	82
3.	Gary Burnham	1994-97	77
4.	Taylor Harbin	2004-07	67
5.	Bert Heffernan	1985-88	63
6.	Chuck Baldwin	1984-87	62
7.	Jeff Schaus	2008-11	61
8.	Shane Monahan	1993-95	60
9.	Jim Crowley	1988-91	57
	Patrick Boyd	1998-01	57

TRIPLES

Rk	Player	Year(s)	3B
1.	Shane Monahan	1993-95	21
2.	Don Russell	1968-70	18
3.	Rusty Adkins	1965-67	17
	Bill Spiers	1985-87	17
5.	Jeff Miller	1990-93	15
	David Miller	1993-95	15
7.	Ray Mathews	1948-51	14
	Fred Knoebel	1950-52	14
	Johnny Severs	1969-71	14
	Neil Simons	1977-80	14
	Bert Heffernan	1985-88	14

HOME RUNS

Rk	Player	Year(s)	HR
1.	Jeff Baker	2000-02	59
	Andy D'Alessio	2004-07	59
3.	Michael Johnson	2000-03	58
4.	Matthew LeCroy	1995-97	53
5.	Jim McCollom	1982-85	52
	Khalil Greene	1999-02	52
7.	Eric Macrina	1988-91	51
8.	Kyle Parker	2008-10	46
9.	Jim Crowley	1988-91	43
	Kurt Bultmann	1996-99	43

RBIs

Rk	Player	Year(s)	RBI
1.	Khalil Greene	1999-02	276
2.	Jeff Baker	2000-02	226
3.	Jim McCollom	1982-85	218
4.	Andy D'Alessio	2004-07	217
5.	Kurt Bultmann	1996-99	214

6.	Michael Johnson	2000-03	213
7.	Jeff Schaus	2008-11	211
8.	Gary Burnham	1994-97	209
9.	Matthew LeCroy	1995-97	208
10.	Jim Crowley	1988-91	197

BATTING AVERAGE

Rk	Player	Year(s)	Hits-AB	Avg.
1.	Denny Walling	1975	59-140	.421
2.	Dude Buchanan	1939-41	74-184	.402
3.	Shane Monahan	1993-95	337-856	.394
4.	Billy McMillon	1991-93	201-527	.381
5.	Herb Jessen	1942,43	38-100	.380
6.	Rusty Adkins	1965-67	150-396	.379
7.	Khalil Greene	1999-02	403-1069	.377
8.	Ted Corbin	1992	74-199	.372
9.	Tim Teufel	1979,80	134-365	.367
10.	Brad McCann	2003,04	183-504	.363

Note: Minimum 100 at-bats.

SLUGGING PERCENTAGE

Rk	Player	Year(s)	AB	TB	Slg %
1.	Denny Walling	1975	140	113	.807
2.	Dave Lynn	1958,60,61	163	113	.693
3.	Tim Teufel	1979,80	365	244	.668
4.	Dude Buchanan	1939-41	184	121	.658
5.	Michael Johnson	2000-03	800	509	.636
6.	Jim McCollom	1982-85	830	521	.628
7.	Jeff Baker	2000-02	773	484	.626
8.	Shane Monahan	1993-95	856	535	.625
9.	Khalil Greene	1999-02	1069	668	.625
10.	Eric Macrina	1988-91	647	404	.624

Note: Minimum 100 at-bats.

TOTAL BASES

Rk	Player	Year(s)	TB
1.	Khalil Greene	1999-02	668
2.	Shane Monahan	1993-95	535
3.	Kurt Bultmann	1996-99	525
4.	Jim McCollom	1982-85	521
5.	Michael Johnson	2000-03	509
6.	Bert Heffernan	1985-88	507
7.	Andy D'Alessio	2004-07	498
8.	Jeff Baker	2000-02	484
9.	Jeff Schaus	2008-11	477
10.	Chuck Baldwin	1984-87	476

RUNS

Rk	Player	Year(s)	Runs
1.	Bert Heffernan	1985-88	285
2.	Khalil Greene	1999-02	265
3.	Shane Monahan	1993-95	235
4.	Kurt Bultmann	1996-99	233
5.	Gary Burnham	1994-97	215
6.	Jeff Schaus	2008-11	213
7.	Jim McCollom	1982-85	203
8.	Michael Johnson	2000-03	201

9.	Jim Crowley	1988-91	199
10.	Patrick Boyd	1998-01	196

STOLEN BASES

Rk	Player	Year(s)	SB
1.	Henry Threadgill	1986-89	85
	Mike Couture	1987-90	85
3.	Kevin Northrup	1989-92	83
4.	Brian Kowitz	1988-90	76
5.	Brooks Shumake	1982-84	71
6.	Ray Williams	1984-87	70
7.	Billy Weems	1977-80	68
8.	Randy Mazey	1985-88	65
9.	Shane Monahan	1993-95	61
10.	Bill Spiers	1985-87	60

WALKS

Rk	Player	Year(s)	BB
1.	Bert Heffernan	1985-88	207
2.	Neil Simons	1977-80	180
3.	Michael Johnson	2000-03	169
4.	Gary Burnham	1994-97	157
5.	Jeff Schaus	2008-11	148
6.	Henri Stanley	1997-00	144
7.	Khalil Greene	1999-02	143
	Brad Miller	2009-11	143
9.	Chris Epps	2008-11	142
10.	Frank Russ	1980-83	139

WALKS PER AT-BAT

Rk	Player	Year(s)	AB/BB	Ratio
1.	Kurt Seibert	1974-76	408/106	1/3.85
2.	Don Russell	1968-70	415/107	1/3.88
3.	Chris Epps	2008-11	596/142	1/4.20
4.	Brian Ellis	1997-00	583/138	1/4.22
5.	Johnny Severs	1969-71	373/86	1/4.34
6.	Dave Buffamoyer	1978,79	287/66	1/4.35
7.	Neil Simons	1977-80	805/180	1/4.47
8.	Steve Nilsson	1976-78	507/112	1/4.53
9.	Jason Harris	1998,99	475/104	1/4.57
10.	Henri Stanley	1997-00	666/144	1/4.63

Note: Minimum 100 at-bats.

STRIKEOUTS PER AT-BAT

Rk	Player	Year(s)	AB/K	Ratio
1.	Rusty Adkins	1965-67	396/16	1/24.75
2.	Neil Simons	1977-80	805/43	1/18.72
3.	Billy Weems	1977-80	674/39	1/17.28
4.	Randy Bray	1968-70	457/27	1/16.93
5.	Casey Stone	1998-01	736/46	1/16.00
6.	Joe Taylor	1992,93	394/27	1/14.54
7.	Mike Mahoney	1973-75,81	323/23	1/14.04
8.	Steve Tucker	1973-76	502/37	1/13.57
9.	Taylor Harbin	2005-07	781/66	1/11.83
10.	Spencer Kieboom	2010-12	431/37	1/11.65

Note: Minimum 100 at-bats.



CAREER LEADERS

PITCHING

APPEARANCES

Rk	Player	Year(s)	App.
1.	Matt Additon	1997-00	98
2.	Thomas Boozer	1999-02	88
	Jeff Hahn	2002-05	88
4.	Scott Winchester	1993-95	87
5.	Jonathan Meyer	2010-13	86
6.	Ryan Hinson	2006-09	85
7.	Daniel Moskos	2005-07	81
	Matt Vaughn	2006-09	81
8.	Justin Sarratt	2007-11	80
10.	Patrick Hogan	2001-04	79

STARTS

Rk	Player	Year(s)	Starts
1.	Ryan Mottl	1997-00	68
2.	Brian Barnes	1986-89	65
3.	Rusty Gerhardt	1969-72	55
4.	Kris Benson	1994-96	47
6.	Jimmy Key	1980-82	46
6.	Oliver Whitaker	1984-87	45
	Steve Reba	1999-02	45
8.	Billy Koch	1994-96	44
9.	Alan Botkin	1986-89	43
10.	Jason Dawsey	1993-95	42

RELIEF APPEARANCES

Rk	Player	Year(s)	RA
1.	Matt Additon	1997-00	93
2.	Scott Winchester	1993-95	87
3.	Thomas Boozer	1999-02	79
4.	Matt Vaughn	2006-09	78
5.	Jeff Hahn	2002-05	77
6.	Paul Harrelson	2000-03	75
7.	Patrick Hogan	2001-04	71
	Daniel Moskos	2005-07	71
9.	Jonathan Meyer	2010-13	70
10.	Jerome Santivasci	1985,87-89	68

COMPLETE GAMES

Rk	Player	Year(s)	CG
1.	Rusty Gerhardt	1969-72	26
2.	Brian Barnes	1986-89	21
3.	Billy O'Dell	1952-54	19
4.	Harold Stowe	1957-59	16
	Dave Van Volkenburg	1969-72	16
	Chuck Porter	1974-76	16
7.	Ron Musselman	1976,77	14
	Mike Brown	1978-80	14
	Jimmy Key	1980-82	14
10.	Tommy Chapman	1963-65	13
	Jeff Gilbert	1981-83	13

SHUTOUTS

Rk	Player	Year(s)	SHO
1.	Ron Musselman	1976,77	6
2.	Billy O'Dell	1952-54	5
	Rusty Gerhardt	1969-72	5
	Lindsay Graham	1970-73	5
	Mike Brown	1978-80	5
6.	Chuck Porter	1974-76	4
	Mike Sullivan	1977-79	4
	Kris Benson	1994-96	4
9.	Dave Van Volkenburg	1969-72	3
	Tommy Qualters	1975-78	3
	Brian Snyder	1977-79	3
	Jeff Gilbert	1981-83	3
	John Pawlowski	1983-85	3
	Alan Botkin	1986-89	3
	Tim Parker	1987,88,90	3

WINS

Rk	Player	Year(s)	Wins
1.	Brian Barnes	1986-89	44
2.	Rusty Gerhardt	1969-72	34
3.	Ryan Mottl	1997-00	33
	Steve Reba	1999-02	33
5.	Kris Benson	1994-96	29
6.	Andy Taulbee	1992-94	27
7.	Jason Angel	1990-92	25
8.	Harold Stowe	1957-59	24
	Chuck Porter	1974-76	24
10.	Mike Brown	1978-80	23
	Oliver Whitaker	1984-87	23
	Alan Botkin	1986-89	23

WINNING PERCENTAGE

Rk	Player	Year(s)	W-L	Win %
1.	Mike Kimbrell	1988-91	17-1	94.4
2.	Scott Parrish	1981,83,84	21-3	87.5
3.	Mike Sullivan	1977-79	20-3	87.0
4.	Bill Parmer	1965-67	18-3	85.7
	Jarrold Schmidt	2000-02	18-3	85.7
6.	Chad Phillips	1990-93	17-3	85.0
	Ken Vining	1994-96	17-3	85.0
8.	Scott Miller	1991,92	19-4	82.6
9.	Brian Barnes	1986-89	44-10	81.5
10.	Jeff Gilbert	1981-83	21-5	80.8

Note: Minimum 15 decisions.

INNINGS PITCHED

Rk	Player	Year(s)	IP
1.	Brian Barnes	1986-89	475.1
2.	Ryan Mottl	1997-00	414.1
3.	Rusty Gerhardt	1969-72	384.1
4.	Kris Benson	1994-96	319.2
5.	Steve Reba	1999-02	319.1
6.	Jimmy Key	1980-82	318.2
7.	Jason Dawsey	1993-95	304.1
8.	Oliver Whitaker	1984-87	299.1
9.	Josh Cribb	2003-06	282.1
10.	Harold Stowe	1957-59	279.1
	Andy Taulbee	1992-94	279.1

ERA

Rk	Player	Year(s)	ERA
1.	Billy O'Dell	1952-54	1.51
2.	Scott Winchester	1993-95	1.70
3.	Steve Cline	1973,74	1.94
4.	Jay Bevis	1969-72	2.13
5.	Harold Stowe	1957-59	2.32
6.	Rusty Gerhardt	1969-72	2.39
7.	Chuck Porter	1974-76	2.43
8.	Bill Parmer	1965-67	2.59
9.	Nelson Gibson	1966-68	2.64
10.	Mike Sullivan	1977-79	2.65

Note: Minimum 100 innings pitched.

STRIKEOUTS

Rk	Player	Year(s)	K
1.	Brian Barnes	1986-89	513
2.	Rusty Gerhardt	1969-72	382
3.	Ryan Mottl	1997-00	360
4.	Kris Benson	1994-96	356
5.	Billy Koch	1994-96	338
6.	Billy O'Dell	1952-54	300
7.	Harold Stowe	1957-59	279
8.	Jason Dawsey	1993-95	276
9.	Steve Reba	1999-02	263
10.	Ken Vining	1994-96	258

STRIKEOUTS PER NINE INNINGS PITCHED

Rk	Player	Year(s)	K/9 IP
1.	Billy O'Dell	1952-54	12.29
2.	Billy Koch	1994-96	11.00
3.	Ken Vining	1994-96	10.35
4.	Kris Benson	1994-96	10.02
5.	Kevin Brady	2009-12	9.87
6.	Brian Barnes	1986-89	9.71
7.	D.J. Mitchell	2006-08	9.24
8.	Mike Holtz	1991-94	9.22
9.	Daniel Gossett	2012,13	9.14
10.	Damon Vincent	1961-63	9.00
	Charlie Watson	1965-67	9.00

Note: Minimum 100 innings pitched.

STRIKEOUT-TO-WALK RATIO

Rk	Player	Year(s)	K/BB
1.	Kris Benson	1994-96	4.51
2.	Casey Harman	2008-10	3.97
3.	Kevin Brady	2009-12	3.89
4.	Josh Cribb	2003-06	3.62
5.	Billy O'Dell	1952-54	3.61
6.	Stephen Faris	2004-06	3.38
7.	Justin Sarratt	2007-11	3.32
8.	Andy Taulbee	1992-94	3.22
9.	Phillip Lowery	1986-88	3.19
10.	Ken Vining	1994-96	3.19

Note: Minimum 100 innings pitched.

HITS PER NINE INNINGS PITCHED

Rk	Player	Year(s)	H/9 IP
1.	Billy O'Dell	1952-54	5.29
2.	Rusty Gerhardt	1969-72	5.95
3.	Scott Winchester	1993-95	6.04



JONATHAN MEYER (2010-13) FINISHED HIS CAREER IN THE TOP 10 IN SCHOOL HISTORY IN APPEARANCES, RELIEF APPEARANCES, AND WALKS PER NINE INNINGS PITCHED.

4.	Jay Bevis	1969-72	6.22
5.	Steve Cline	1973,74	6.33
6.	Charlie Watson	1965-67	6.58
7.	Chuck Porter	1974-76	6.80
8.	Bill Parmer	1965-67	6.89
9.	Billy Koch	1994-96	6.99
10.	Tim Parker	1987,88,90	7.03

Note: Minimum 100 innings pitched.

WALKS PER NINE INNINGS PITCHED

Rk	Player	Year(s)	BB/9 IP
1.	Phillip Lowery	1986-88	1.71
2.	Justin Sarratt	2007-11	1.91
3.	Stephen Faris	2004-06	2.08
4.	Scott Berner	2000	2.12
5.	Jimmy Roller	1959-61	2.13
6.	Casey Harman	2008-10	2.15
7.	Kris Benson	1994-96	2.22
8.	Jonathan Meyer	2010-13	2.26
9.	Josh Cribb	2003-06	2.26
10.	Andy Taulbee	1992-94	2.35

Note: Minimum 100 innings pitched.

SAVES

Rk	Player	Year(s)	Saves
1.	Scott Winchester	1993-95	34
2.	Jay Bevis	1969-72	20
3.	Patrick Hogan	2001-04	18
4.	Nick Glaser	2000,01	16
	Daniel Moskos	2005-07	16
	Matt Vaughn	2006-09	16
7.	Dave Woessner	1977-79	14
	Paul Harrelson	2000-03	14
9.	Mike Milchin	1987-89	13
	Scott Clackum	1997,98	13

BATTERS FACED

Rk	Player	Year(s)	BF
1.	Brian Barnes	1986-89	2052
2.	Ryan Mottl	1997-00	1851
3.	Rusty Gerhardt	1969-72	1473
4.	Steve Reba	1999-02	1395
5.	Oliver Whitaker	1984-87	1371
6.	Jimmy Key	1980-82	1349
7.	Kris Benson	1994-96	1317
8.	Jason Dawsey	1993-95	1281
9.	Bill Steele	1985-87	1228
10.	Alan Botkin	1986-89	1201

YEARLY LEADERS

BATTING


BATTING AVERAGE

Year	Player, Pos.	BA
1939	Ed Irick, 3B	.358
1940	Francis Coakley, OF	.391
1941	Dude Buchanan, 1B	.485
1942	Homer Coker, OF	.462
1943	Homer Coker, OF	.462
1944	No Team	
1945	H.H. Tyler, 2B	.282
1946	Dewey Quinn, 3B	.365
1947	Lynwood McMakin, 2B	.348
1948	Frank Gillespie, 3B	.338
1949	Ken Culberson, SS	.355
1950	Doug Angley, OF	.381
1951	Ray Mathews, OF	.375
1952	Fred Knoebel, OF	.366
1953	Wyman Morris, 3B	.422
1954	Doug Kingsmore, OF	.371
1955	Lonnie Shealy, 2B	.357
1956	Don Shealy, OF/P	.348
1957	Don Shealy, OF/P	.313
1958	Bailey Hendley, OF/P	.333
1959	Ty Cline, OF/P	.326
1960	Bailey Hendley, OF/P	.364
1961	Pete Ayoub, 2B	.349
1962	Johnny Jones, OF	.439
1963	Mike Bohonak, OF	.349
1964	Stan Ayers, C	.316
1965	Rusty Adkins, OF	*.444
1966	Ellis Dantzler, 1B	.380
1967	Garry Helms, SS	.372
1968	Randy Bray, SS	.329
1969	Calvin Weeks, 2B/OF	.354
1970	Randy Bray, SS	.285
1971	Craig White, OF	.380
1972	Lin Hamilton, C	.318
1973	Craig White, OF	.336
1974	Lin Hamilton, C	.346
1975	Denny Walling, OF	*.421
1976	Steve Tucker, OF	.350
1977	Neil Simons, OF	.376
1978	Billy Weems, OF	.333
1979	Neil Simons, OF	.355
1980	Tim Teufel, 2B	.387
1981	Greg Guin, 1B	.387
1982	Jimmy Key, P/OF	.359
1983	Bob Paulling, 1B	.407
1984	Chuck Baldwin, 2B	.356
1985	Jim McCollom, 1B	.390
1986	Chuck Baldwin, 1B	.370
1987	Mark Biegert, OF	.356
1988	Jerry Brooks, 3B	.373
1989	Henry Threadgill, 2B	.329
1990	Brian Kowitz, OF	.403
1991	Billy McMillon, OF	*.391
1992	Kevin Northrup, OF	.382
1993	Billy McMillon, OF	.377
1994	Shane Monahan, OF	.415
1995	Shane Monahan, OF	.388
1996	Jason Embler, 1B	.357
1997	Gary Burnham, OF	.391
1998	Matt Padgett, OF	.376
1999	Patrick Boyd, OF	.390
2000	Khalil Greene, 3B	.364
2001	Casey Stone, OF	.376
2002	Khalil Greene, SS	*.470
2003	Brad McCann, 3B	.347
2004	Brad McCann, 3B	.379
2005	Brad Chalk, OF	.350
2006	Tyler Colvin, OF	.356
2007	Brad Chalk, OF	.366
2008	Mike Freeman, 2B	.332
2009	Ben Paulsen, 1B	.367
2010	Brad Miller, SS	.357
2011	Brad Miller, SS	*.395
2012	Richie Shaffer, 3B	.336
2013	Shane Kennedy, 3B	.317

AT-BATS

Year	Player, Pos.	AB
1939	Ed Irick, 3B	67
1940	Francis Coakley, OF	64
1941	Dude Buchanan, 1B	68
1942	Herb Jensen, 1B	71
1943	Frank Gillespie, 1B	61
1944	No Team	
1945	Bull Cagle, OF	49

HOMER COKER LED THE 1942 AND 1943 TEAMS IN BATTING AVERAGE (.462).



1946	Dewey Quinn, 3B	85
1947	Homer Coker, OF	122
1948	Ken Culberson, SS	120
1949	Ken Culberson, SS	110
1950	Ken Culberson, SS	137
1951	Dick Hendley, C	93
1952	Roy Coker, 2B	87
1953	Roy Coker, 2B	73
1954	Roy Coker, 2B	105
1955	Lonnie Shealy, 2B	70
1956	Bill Barnett, OF	76
1957	Butch Coker, C	74
1958	Bud Spiers, SS	130
1959	Ty Cline, OF/P	135
1960	Ty Cline, OF	89
	Dave Lynn, C	89
1961	Elmo Lam, SS	91
1962	Elmo Lam, SS	107
1963	Elmo Lam, SS	103
1964	Ben Marsella, 2B	117
1965	Rusty Adkins, OF	*126
1966	Bud Spiers, SS	121
1967	Rusty Adkins, 2B	*149
1968	Randy Bray, SS	*146
1969	Randy Bray, SS	*167
1970	Randy Bray, SS	144
1971	Calvin Weeks, SS	*160
1972	Kenny Bagwell, 2B	135
1973	Richard Haynes, 2B	*138
1974	Mike Pulaski, OF	*158
1975	Kurt Seibert, SS	*153
1976	Robert Bonnette, 3B	*207
1977	Robert Bonnette, SS	*216
1978	Tony Masone, OF	186
1979	Tony Masone, OF	*224
1980	Billy Weems, OF	229
1981	Mike Mahoney, OF	*222
1982	Frank Russ, 2B	*237
1983	Bob Paulling, 1B	199
1984	Brooks Shumake, OF	218
1985	Chuck Baldwin, SS	*252
1986	Chuck Baldwin, 1B	*289
1987	Steve Baucom, 3B	*268
1988	Jerry Brooks, 3B	*284
1989	Henry Threadgill, 2B	*283
1990	Brian Kowitz, OF	253
1991	Eric Macrina, DH	260
1992	Kevin Northrup, OF	249
1993	Keith Williams, OF	255
1994	Shane Monahan, OF	*330
1995	Shane Monahan, OF	*273
1996	Paul Galloway, 3B	252
1997	Jason Embler, 1B	*269
1998	Patrick Boyd, OF	241
1999	Khalil Greene, 3B	274
2000	Jeff Baker, SS	275

2001	Casey Stone, OF	274
2002	Khalil Greene, SS	285
2003	Brad McCann, 3B	251
2004	Brad McCann, 3B	253
	Lou Santangelo, C	253
2005	Taylor Harbin, 2B	274
2006	Tyler Colvin, OF	281
2007	Taylor Harbin, SS	253
2008	Wilson Boyd, OF	233
2009	Mike Freeman, 2B	268
2010	Mike Freeman, 2B	*299
2011	John Hinson, 3B	245
2012	Steve Wilkerson, 2B	258
2013	Steven Duggar, OF	250

RUNS

Year	Player, Pos.	R
1939	Teddy Boselli, SS	15
1940	Dude Buchanan, 1B	21
1941	Dude Buchanan, 1B	27
1942	Don Belk, OF	16
	Bob Berry, SS	16
1943	Homer Coker, OF	25
1944	No Team	
1945	H.H. Tyler, 2B	16
1946	June Pruitt, 1B	20
1947	Lynwood McMakin, 2B	39
1948	Ray Mathews, OF	23
1949	Ken Culberson, SS	33
1950	Fred Knoebel, OF	45
1951	Roby Crouch, 1B	29
1952	Roy Coker, 2B	26
1953	Roy Coker, 2B	17
1954	Doug Kingsmore, OF	*25
1955	Lonnie Shealy, 2B	13
1956	Bill Barnett, OF	16
	Don Shealy, OF/P	16
1957	Doug Hoffman, OF	11
1958	Larry Bagwell, 3B	*34
1959	Ty Cline, OF/P	*34
1960	Ty Cline, OF	26
	Elmo Lam, SS	27
1961	Johnny Jones, OF	28
1962	Johnny Jones, OF	22
1963	Johnny Jones, OF	22
	Nicky Lomax, OF	22
1964	Buddy Nixon, 1B	23
1965	Rusty Adkins, OF	*30
	Jack McCall, SS	*30
1966	Rusty Adkins, 2B	*39
1967	Rusty Adkins, 2B	*40
1968	Don Russell, 3B	26
1969	Don Russell, 3B	*43
1970	Don Russell, 3B	33
1971	Johnny Severs, OF	*37
1972	Kenny Bagwell, 2B	24
1973	Richard Haynes, 2B	*29

	Craig White, OF	*29
1974	Smiley Sanders, OF	*41
1975	Kurt Seibert, SS	*48
1976	Kurt Seibert, SS	*43
1977	Neil Simons, OF	50
1978	Steve Nilsson, 1B	*49
1979	Dave Buffamoyer, C	*66
1980	Billy Weems, OF	58
1981	Mike Mahoney, OF	54
1982	Mark Davidson, OF	*58
1983	Jim McCollom, C	50
1984	Brooks Shumake, OF	60
1985	Bert Heffernan, C	60
1986	Bill Spiers, SS	*73
1987	Bert Heffernan, C	68
1988	Bert Heffernan, C	*93
1989	Brian Kowitz, OF	61
1990	Brian Kowitz, OF	*87
1991	Jim Crowley, 2B	79
1992	Kevin Northrup, OF	67
1993	Billy McMillon, OF	64
1994	Shane Monahan, OF	*^97
1995	Shane Monahan, OF	*82
1996	Gary Burnham, OF	62
	Doug Livingston, 2B	62
1997	Gary Burnham, OF	83
1998	Patrick Boyd, OF	66
1999	Henri Stanley, OF	85
2000	Casey Stone, OF	65
2001	Jeff Baker, 3B	66
2002	Khalil Greene, SS	*^93
2003	Michael Johnson, 1B	54
	Russell Triplett, SS	54
2004	Brad McCann, 3B	64
2005	Taylor Harbin, 2B	64
2006	Brad Chalk, OF	67
2007	Marquez Smith, 3B	54
2008	Mike Freeman, 2B	46
	Ben Paulsen, 1B	46
2009	Mike Freeman, 2B	60
	Jeff Schaus, OF	60
2010	Kyle Parker, OF	85
2011	John Hinson, 3B	62
	Richie Shaffer, 1B	62
2012	Richie Shaffer, 3B	49
	Steve Wilkerson, 2B	49
2013	Shane Kennedy, 3B	47

HITS

Year	Player, Pos.	H
1939	Ed Irick, 3B	24
1940	Francis Coakley, OF	25
1941	Dude Buchanan, 1B	33
1942	Homer Coker, OF	24
1943	Homer Coker, OF	24
1944	No Team	

1945	J.A. Timmerman, SS	11
	H.H. Tyler, 2B	11
1946	Dewey Quinn, 3B	31
1947	Dewey Quinn, OF	38
1948	Jimmy Jones, 1B	37
1949	Ken Culberson, SS	39
1950	Doug Angley, OF	51
1951	Ray Mathews, OF	33
1952	Fred Knoebel, OF	30
1953	Wyman Morris, 3B	27
1954	Roy Coker, 2B	33
	Doug Kingsmore, OF	33
1955	Lonnie Shealy, 2B	25
1956	Don Shealy, OF/P	23
1957	Butch Coker, C	20
	Don Shealy, OF/P	20
1958	Bud Spiers, SS	42
1959	Ty Cline, OF/P	44
1960	Dave Lynn, C	32
1961	Pete Ayoub, 2B	29
	Elmo Lam, SS	29
1962	Johnny Jones, OF	36
1963	Johnny Jones, OF	33
1964	Ben Marsella, 2B	33
1965	Rusty Adkins, OF	*56
1966	Rusty Adkins, 2B	44
1967	Rusty Adkins, 2B	*50
1968	Randy Bray, SS	*48
1969	Calvin Weeks, 2B/OF	*57
1970	Randy Bray, SS	41
1971	Craig White, OF	*49
1972	Kenny Bagwell, 2B	40
1973	Craig White, OF	*44
1974	Mike Pulaski, OF	*48
1975	Denny Walling, OF	*59
1976	Steve Tucker, OF	*69
1977	Neil Simons, OF	*74
1978	Tony Masone, OF	61
1979	Tony Masone, OF	74
1980	Billy Weems, OF	75
1981	Greg Guin, 1B	*79
1982	Mark Davidson, OF	*75
1983	Bob Paulling, 1B	*81
1984	Jim McCollom, DH	71
1985	Jim McCollom, 1B	*98
1986	Chuck Baldwin, 1B	*107
1987	Steve Baucom, 3B	93
1988	Jerry Brooks, 3B	*106
1989	Henry Threadgill, 2B	*93
1990	Brian Kowitz, OF	*102
1991	Jim Crowley, 2B	*98
1992	Kevin Northrup, OF	*95
1993	Shane Monahan, 1B	*94
1994	Shane Monahan, OF	*^137
1995	Shane Monahan, OF	*106
1996	Jason Embler, 1B	85
1997	Gary Burnham, OF	104
1998	Matt Padgett, OF	88
1999	Khalil Greene, 3B	98
2000	Khalil Greene, 3B	98
2001	Casey Stone, OF	103
2002	Khalil Greene, SS	*^134
2003	Brad McCann, 3B	87
2004	Brad McCann, 3B	96
2005	Taylor Harbin, 2B	94
2006	Tyler Colvin, OF	100
2007	Marquez Smith, 3B	84
2008	Wilson Boyd, OF	70
	Ben Paulsen, 1B	70
2009	Ben Paulsen, 1B	95
2010	Mike Freeman, 2B	99
2011	John Hinson, 3B	81
2012	Richie Shaffer, 3B	78
2013	Steven Duggar, OF	75

DOUBLES

Year	Player, Pos.	2B
1939	Ed Irick, 3B	6
1940	Francis Coakley, OF	4
1941	Dude Buchanan, 1B	5
1942	Bob Berry, SS	4
	Homer Coker, OF	4
1943	Homer Coker, OF	4
	Jay Good, 3B	4
1944	No Team	
1945	Bull Cagle, OF	3
1946	Dewey Quinn, OF	6
1947	Frank Gillespie, 1B	7
	Dewey Quinn, OF	7



YEARLY LEADERS

1948	Jimmy Jones, 1B	7
1949	Luke Deanhardt, 1B	8
1950	Doug Anglely, OF	9
1951	Gene Aughtry, 2B	8
1952	Jim Evans, SS	8
1953	Wyman Morris, 3B	9
1954	Roy Coker, 2B	5
1955	Roger Gaines, OF	6
1956	Bill Barnett, OF	5
1957	Don Shealy, OF/P	5
1958	Larry Bagwell, 3B	*8
	Fred DeBerry, 1B	*8
1959	Ty Cline, OF/P	*7
1960	Toby Bradshaw, 2B	7
1961	Elmo Lam, SS	6
1962	Gene Harbeson, C	7
1963	Pete Ayoub, 2B	8
1964	Buddy Nixon, 1B	7
1965	Rusty Adkins, OF	10
	Tony Jackson, 2B	10
1966	Jack McCall, SS	*12
1967	Ron Zupa, 1B	10
1968	Randy Bray, SS	*8
1969	Randy Bray, SS	9
	Craig White, OF	9
1970	Calvin Weeks, SS	7
1971	Craig White, OF	*11
1972	Kenny Bagwell, 2B	9
1973	Craig White, OF	*10
1974	Smiley Sanders, OF	11
1975	Steve Tucker, OF	*11
1976	Steve Tucker, OF	*16
1977	Bill Foley, C	*14
	Robert Bonnette, SS	*14
1978	Tony Masone, OF	*18
1979	Robert Bonnette, 3B	14
	Tim Teufel, 2B	14
1980	Tim Teufel, 2B	16
1981	Craig Roberson, 3B	*20
1982	Jimmy Key, P/OF	*21
1983	Jim McCollom, C	15
1984	Brooks Shumake, OF	14
1985	Jim McCollom, 1B	*19
1986	Chuck Baldwin, 1B	*23
1987	Steve Baucom, 3B	21
1988	Jerry Brooks, 3B	21
	Randy Mazey, OF	21
1989	Mike Milchin, 1B	19
1990	Brian Kowitz, OF	*22
1991	Billy McMillon, OF	26
1992	Kevin Northrup, OF	23
1993	Billy McMillon, OF	*21
1994	Shane Monahan, OF	23
1995	Gary Burnham, OF	*27

1996	Gary Burnham, OF	24
1997	Kurt Bultmann, SS	*31
1998	Jason Harris, 1B	20
1999	Kurt Bultmann, 2B	23
2000	Khalil Greene, SS	24
2001	Khalil Greene, SS	18
2002	Khalil Greene, SS	*A33
2003	Brad McCann, 3B	21
2004	Brad McCann, 3B	20
2005	Taylor Harbin, 2B	*28
2006	Tyler Colvin, OF	*22
2007	Taylor Harbin, SS	19
2008	Ben Paulsen, 1B	18
2009	Ben Paulsen, 1B	18
2010	Mike Freeman, 2B	24
2011	Phil Pohl, DH	22
2012	Richie Shaffer, 3B	21
2013	Steve Wilkerson, 2B	16

TRIPLES

Year	Player, Pos.	3B
1939	Frank Horton, 2B	3
1940	Joe Blalock, OF	3
	Dude Buchanan, 1B	3
1941	Dude Buchanan, 1B	4
1942	Don Belk, OF	3
1943	Leo Fisher, 2B	2
	J.C. Herring, OF	2
1944	No Team	
1945	Bull Cagle, OF	1
	H.N. Lindsay, C/OF	1
	H.H. Tyler, 2B	1
1946	Dewey Quinn, 3B	5
1947	Homer Coker, OF	2
	Frank Gillespie, 1B	2
	Dewey Quinn, OF	2
1948	Luke Deanhardt, 1B	3
	Gene Moore, C	3
1949	Gene Aughtry, 2B	2
	Tom Castles, OF	2
	H.S. Joyce, P	2
	Gene Moore, C	2
1950	Doug Anglely, OF	4
1951	Dick Hendley, C	3
	Fred Knoebel, OF	3
1952	Roy Coker, 2B	1
	Roger Gaines, OF	1
	Fred Knoebel, OF	1
	Joe Murray, 1B	1
	Billy O'Dell, P	1
1953	Roy Coker, 2B	2
	Wyman Morris, 3B	2
1954	Roy Coker, 2B	4
1955	Bill Barnett, OF	3

1956	Bill Barnett, OF	3
1957	Carol Brown, OF	1
	Butch Coker, C	1
	Doug Hoffman, OF	1
	Don Shealy, OF/P	1
	Larry Wilson, 1B	1
1958	Bud Spiers, SS	3
1959	Doug Hoffman, OF	*5
1960	Ty Cline, OF	*5
1961	Elmo Lam, SS	3
1962	Johnny Jones, OF	2
	Buddy Nixon, 1B	2
1963	Dave Ellisor, 3B	*4
1964	Buddy Nixon, 1B	*4
1965	Rusty Adkins, OF	4
	George Sutton, OF	4
1966	Rusty Adkins, 2B	*6
1967	Rusty Adkins, 2B	*A7
1968	Don Russell, 3B	*5
	Keith Waters, OF	*5
1969	Don Russell, 3B	*8
1970	Eddie Dixon, 1B	*5
	Don Russell, 3B	*5
	Johnny Severs, OF	*5
	Craig White, OF	*5
1971	Johnny Severs, OF	*6
	Dave Van Volkenburg, 1B/P	*6
1972	Dave Van Volkenburg, 1B/P	3
1973	Craig White, OF	*3
1974	Lin Hamilton, C	*4
1975	Dave Caldwell, OF	*4
1976	Dave Caldwell, OF	*8
1977	Neil Simons, OF	*6
1978	Tony Masone, OF	4
	Billy Weems, OF	4
1979	Dave Buffamoyer, C	4
1980	Neil Simons, OF	4
	Billy Weems, OF	4
1981	Scott Powers, SS	4
1982	Ricky Hester, OF	*5
1983	Dave Lemaster, OF	4
	Jim McCollom, C	4
1984	Scott Powers, SS	4
1985	Jim McCollom, 1B	4
	Steve Williams, C	4
1986	Steve Baucom, 3B	6
1987	Bill Spiers, SS	*11
1988	Bert Heffernan, C	6
1989	Henry Threadgill, 2B	*6
1990	Brian Kowitz, OF	*6
	Jeff Miller, INF	*6
1991	Kevin Northrup, OF	*9
1992	Shawn Satterfield, OF	*8
1993	Shane Monahan, 1B	7

1994	Shane Monahan, OF	9
1995	David Miller, 1B	*10
1996	Jerome Robinson, OF	6
1997	Nathan Broome, OF	2
	Gary Burnham, OF	2
	Brian Holstad, 2B	2
	Henri Stanley, OF	2
1998	Jason Harris, 1B	2
	Peter Nystrom, OF	2
	Doug Roper, SS	2
	Justin Singleton, 3B	2
1999	Kurt Bultmann, 2B	2
	Henri Stanley, OF	2
2000	Ryan Riley, 2B	*7
2001	Jeff Baker, 3B	2
	Chad Coder, OF	2
	Casey Stone, OF	2
2002	L.J. DeMaino, OF	5
2003	Herman Demmink, 2B	1
	Garrick Evans, OF	1
	Ryan Hub, OF	1
	Brad McCann, 3B	1
	Steve Pyzik, C	1
2004	Tony Sipp, OF	4
2005	Taylor Harbin, 2B	4
2006	Tyler Colvin, OF	5
2007	Addison Johnson, OF	5
2008	Doug Hogan, C	3
2009	Mike Freeman, 2B	5
2010	Brad Miller, SS	4
2011	Will Lamb, OF	4
2012	Thomas Brittle, OF	*8
2013	Shane Kennedy, 3B	4

HOME RUNS

Year	Player, Pos.	HR
1939	George Brodie, OF	4
1940	Dude Buchanan, 1B	3
1941	Joe Blalock, OF	3
	Dude Buchanan, 1B	3
	Pop Locklair, OF	3
	Ace Parker, C	3
1942	Don Belk, OF	3
1943	Hank Sullivan, C	4
1944	No Team	
1945	Bull Cagle, OF	2
1946	Charlie Mimms, 3B/OF	2
1947	Lynwood McMakin, 2B	3
	Dewey Quinn, OF	3
	Hale Sherard, 3B	3
1948	Frank Gillespie, 3B	5
1949	Frank Gillespie, 3B	9
1950	Ken Culberson, SS	6
	Fred Knoebel, OF	6

	Ray Mathews, OF	6
1951	Ray Mathews, OF	5
1952	Fred Knoebel, OF	7
1953	Bill Barnett, OF	4
1954	Doug Kingsmore, OF	*10
1955	Bill Barnett, OF	2
	Charlie Blackston, SS	2
	Jim O'Quinn, OF	2
	Dick Swetenburg, 1B	2
1956	Bill Barnett, OF	4
1957	Bud Spiers, SS	3
1958	Bud Spiers, SS	4
1959	Doug Hoffman, OF	*4
1960	Dave Lynn, C	*8
1961	Dave Lynn, C	*6
1962	Nicky Lomax, OF	6
	Buddy Nixon, 1B	6
1963	Johnny Jones, OF	6
1964	Ben Marsella, 2B	6
	George Sutton, OF	6
1965	Jack McCall, SS	8
1966	George Sutton, OF	*11
1967	Rusty Adkins, 2B	*6
1968	Randy Bray, SS	4
	Don Russell, 3B	4
	Ron Zupa, 1B	4
1969	Craig White, OF	*8
1970	Craig White, OF	7
1971	Craig White, OF	4
1972	Smiley Sanders, OF	6
1973	Craig White, OF	*8
1974	Smiley Sanders, OF	*8
1975	Denny Walling, OF	*13
1976	Dave Caldwell, OF	*9
	Bill Foley, C	*9
1977	Bill Foley, C	*14
1978	Bill Schroeder, C	10
1979	Tony Masone, OF	13
	Neil Simons, OF	13
	Tim Teufel, 2B	13
1980	Tim Teufel, 2B	*11
1981	Craig Roberson, 3B	12
1982	Jim McCollom, OF/1B	11
1983	Bob Paulling, 1B	10
1984	Jim McCollom, DH	11
1985	Jim McCollom, 1B	21
1986	Chuck Baldwin, 1B	16
	Ray Williams, OF	16
1987	Chuck Baldwin, 1B	9
	Steve Baucom, 3B	9
	Mike Milchin, 1B	9
1988	Mike Couture, 1B	17
1989	Mike Couture, C	10
	Jim Crowley, 3B	10
1990	Eric Macrina, DH	18
1991	Eric Macrina, DH	*24
1992	Keith Williams, OF	13
1993	Keith Williams, OF	19
1994	Mike Hampton, 3B	11
	Shane Monahan, OF	11
1995	Matthew LeCroy, C	15
1996	Matthew LeCroy, C	14
1997	Matthew LeCroy, C	24
1998	Matt Padgett, OF	14
1999	Patrick Boyd, OF	17
2000	Jeff Baker, SS	11
2001	Jeff Baker, 3B	23
2002	Khalil Greene, SS	*27
2003	Michael Johnson, 1B	12
2004	Lou Santangelo, C	18
2005	Kris Harvey, DH	*25
2006	Andy D'Alessio, 1B	*23
2007	Andy D'Alessio, 1B	17
2008	Kyle Parker, OF/INF	14
2009	Ben Paulsen, 1B	13
	Jeff Schaus, OF	13
2010	Kyle Parker, OF	20
2011	Richie Shaffer, 1B	13
2012	Richie Shaffer, 3B	10
2013	Garrett Boulware, C	8

RBIs

Year	Player, Pos.	RBI
1939	George Brodie, OF	9
1940	Francis Coakley, OF	12
1941	Dude Buchanan, 1B	24
1942	Don Belk, OF	18
1943	Frank Gillespie, 1B	16
	Hank Sullivan, C	16



GARY BURNHAM LED THE TIGERS AND THE ACC IN DOUBLES (27) IN 1995.

YEARLY LEADERS

1944	No Team	
1945	Bull Cagle, OF	5
1946	Dewey Quinn, 3B	15
1947	Dewey Quinn, OF	24
	Jack McCall, SS	25
1948	Jimmy Jones, 1B	19
1949	Frank Gillespie, 3B	33
1950	Ken Culberson, SS	36
1951	Dick Hendley, C	25
1952	Fred Knoebel, OF	29
1953	Wyman Morris, 3B	19
1954	Doug Kingsmore, OF	27
1955	Jim O'Quinn, C	13
1956	Bill Barnett, OF	19
1957	Don Shealy, OF/P	13
1958	Bud Spiers, SS	*34
1959	Larry Bagwell, 3B	*27
1960	Dave Lynn, C	*31
1961	Dave Lynn, C	21
1962	Buddy Nixon, 1B	30
1963	Johnny Jones, OF	22
1964	Ben Marsella, 2B	29
1965	Rusty Adkins, OF	25
1966	George Sutton, OF	*39
1967	Rusty Adkins, 2B	*24
1968	Randy Bray, SS	23
1969	Craig White, OF	*40
1970	Craig White, OF	28
1971	Craig White, OF	28
1972	Smiley Sanders, OF	21
1973	Craig White, OF	*31
1974	Smiley Sanders, OF	*30
1975	Denny Walling, OF	*A60
1976	Dave Caldwell, OF	*49
1977	Robert Bonnette, SS	*51
	Bill Foley, C	*51
1978	Tony Masone, OF	*49
1979	Tony Masone, OF	*61
1980	Tim Teufel, 2B	*66
1981	Craig Roberson, 3B	57
1982	Mark Davidson, OF	50
1983	Bob Paulling, 1B	55
1984	Jim McCollom, DH	54
1985	Jim McCollom, 1B	76
1986	Chuck Baldwin, 1B	73
1987	Steve Baucom, 3B	69
1988	Jerry Brooks, 3B	80
1989	Jim Crowley, 3B	60
1990	Joe DeBerry, 1B	70
1991	Eric Macrina, DH	84
1992	Keith Williams, OF	68

1993	Keith Williams, OF	79
1994	Mike Hampton, 3B	70
1995	David Miller, 1B	78
1996	Jason Embler, 1B	57
	Matthew LeCroy, C	57
1997	Gary Burnham, OF	82
1998	Patrick Boyd, OF	59
	Jason Harris, 1B	59
1999	Kurt Bultmann, 2B	72
2000	Jeff Baker, SS	64
	Khalil Greene, 3B	64
2001	Jeff Baker, 3B	75
2002	Khalil Greene, SS	91
2003	Brad McCann, 3B	67
2004	Brad McCann, 3B	65
2005	Kris Harvey, DH	70
2006	Andy D'Alessio, 1B	*85
2007	Taylor Harbin, SS	62
2008	Doug Hogan, C	51
2009	Ben Paulsen, 1B	61
2010	Jeff Schaus, OF	*87
2011	Richie Shaffer, 1B	55
2012	Phil Pohl, DH	58
2013	Garrett Boulware, C	45

TOTAL BASES

Year	Player, Pos.	TB
1939	Ed Irick, 3B	37
1940	Dude Buchanan, 1B	38
1941	Dude Buchanan, 1B	55
1942	Don Belk, OF	38
1943	Homer Coker, OF	39
	Hank Sullivan, C	39
1944	No Team	
1945	Bull Cagle, OF	21
1946	Dewey Quinn, 3B	50
1947	Dewey Quinn, OF	58
1948	Gene Moore, C	48
1949	Frank Gillespie, 3B	66
1950	Doug Angley, OF	77
1951	Ray Mathews, OF	52
1952	Fred Knoebel, OF	59
1953	Wyman Morris, 3B	46
1954	Doug Kingsmore, OF	66
1955	Bill Barnett, OF	36
1956	Bill Barnett, OF	44
1957	Don Shealy, OF/P	27
	Gary Spiers, SS	27
1958	Bud Spiers, SS	65
1959	Ty Cline, OF/P	60
1960	Dave Lynn, C	63

1961	Dave Lynn, C	46
1962	Johnny Jones, OF	60
1963	Johnny Jones, OF	57
1964	Ben Marsella, 2B	62
1965	Rusty Adkins, OF	83
1966	Rusty Adkins, 2B	67
	George Sutton, OF	67
1967	Rusty Adkins, 2B	89
1968	Randy Bray, SS	68
1969	Don Russell, 3B	90
	Craig White, OF	90
1970	Craig White, OF	77
1971	Craig White, OF	74
1972	Richard Haynes, 2B	55
1973	Craig White, OF	84
1974	Smiley Sanders, OF	78
1975	Denny Walling, OF	113
1976	Dave Caldwell, OF	119
1977	Bill Foley, C	124
1978	Tony Masone, OF	111
1979	Tony Masone, OF	129
1980	Billy Weems, OF	117
1981	Craig Roberson, 3B	126
1982	Mark Davidson, OF	119
1983	Bob Paulling, 1B	121
1984	Jim McCollom, DH	121
1985	Jim McCollom, 1B	*188
1986	Chuck Baldwin, 1B	180
1987	Steve Baucom, 3B	143
1988	Jerry Brooks, 3B	179
1989	Henry Threadgill, 2B	135
1990	Brian Kowitz, OF	145
1991	Eric Macrina, DH	*179
1992	Kevin Northrup, OF	149
1993	Keith Williams, OF	176
1994	Shane Monahan, OF	211
1995	Shane Monahan, OF	*174
1996	Matthew LeCroy, C	137
1997	Gary Burnham, OF	176
1998	Matt Padgett, OF	146
1999	Patrick Boyd, OF	171
2000	Khalil Greene, 3B	143
2001	Jeff Baker, 3B	172
2002	Khalil Greene, SS	*A250
2003	Brad McCann, 3B	137
2004	Brad McCann, 3B	164
2005	Kris Harvey, DH	171
2006	Tyler Colvin, OF	171
2007	Doug Hogan, C	142
2008	Ben Paulsen, 1B	129
2009	Ben Paulsen, 1B	160

2010	Kyle Parker, OF	162
2011	Richie Shaffer, 1B	128
2012	Richie Shaffer, 3B	133
2013	Garrett Boulware, C	108


SLUGGING PERCENTAGE

Year	Player, Pos.	Slg %
1939	George Brodie, OF	.615
1940	Dude Buchanan, 1B	.691
1941	Dude Buchanan, 1B	.809
1942	Don Belk, OF	.594
1943	Homer Coker, OF	.750
1944	No Team	
1945	Bull Cagle, OF	.429
1946	Dewey Quinn, 3B	.588
1947	Dewey Quinn, OF	.512
1948	Frank Gillespie, 3B	.648
1949	Frank Gillespie, 3B	.641
1950	Doug Angley, OF	.597
1951	Ray Mathews, OF	.591
1952	Fred Knoebel, OF	.720
1953	Wyman Morris, 3B	.703
1954	Doug Kingsmore, OF	.742
1955	Bill Barnett, OF	.581
1956	Bill Barnett, OF	.579
1957	Don Shealy, OF/P	.422
1958	Bud Spiers, SS	.500
1959	Doug Hoffman, OF	.552
1960	Dave Lynn, C	.708
1961	Dave Lynn, C	.639
1962	Joey Taylor, OF	.766
1963	Johnny Jones, OF	.570
1964	George Sutton, OF	.576
1965	Jack McCall, SS	.670
1966	George Sutton, OF	.632
1967	Rusty Adkins, 2B	.597
1968	Randy Bray, SS	.466
1969	Craig White, OF	.577
1970	Craig White, OF	.538
1971	Craig White, OF	.574
1972	Richard Haynes, 2B	.505
1973	Craig White, OF	.641
1974	Steve Tucker, OF	.541
1975	Denny Walling, OF	.807
1976	Dave Caldwell, OF	.607
1977	Bill Foley, C	.611
1978	Tony Masone, OF	.597
1979	Tim Teufel, 2B	.650
1980	Tim Teufel, 2B	.690
1981	Craig Roberson, 3B	.581
1982	Dave Lemaster, C/OF	.582

1983	Jim McCollom, C	.611
1984	Jim McCollom, DH	.596
1985	Jim McCollom, 1B	.749
1986	Chuck Baldwin, 1B	.623
1987	Chuck Baldwin, 1B	.565
1988	Mike Couture, OF	.647
1989	Jim Crowley, 3B	.509
1990	Eric Macrina, DH	.693
1991	Billy McMillon, OF	.708
1992	Billy McMillon, 1B	.602
1993	Keith Williams, OF	.690
1994	Shane Monahan, OF	.639
1995	Shane Monahan, OF	.637
1996	Jason Embler, 1B	.563
1997	Matthew LeCroy, C	.722
1998	Matt Padgett, OF	.624
1999	Patrick Boyd, OF	.695
2000	Khalil Greene, 3B	.532
2001	Jeff Baker, 3B	.738
2002	Khalil Greene, SS	*.877
2003	Michael Johnson, 1B	.576
2004	Brad McCann, 3B	.648
2005	Kris Harvey, DH	.687
2006	Andy D'Alessio, 1B	.648
2007	Andy D'Alessio, 1B	.634
2008	Ben Paulsen, 1B	.571
2009	Ben Paulsen, 1B	.618
2010	Kyle Parker, OF	.656
2011	Richie Shaffer, 1B	.577
2012	Richie Shaffer, 3B	.573
2013	Garrett Boulware, C	.476

WALKS

Year	Player, Pos.	BB
1942	Winston Holliday, P	12
1943	Unavailable	
1944	No Team	
1945	H.H. Tyler, 2B	14
1946	June Pruitt, 1B	27
1947	Lynwood McMakin, 2B	30
1948	Leo Fisher, 2B	14
1949	Unavailable	
1950	Unavailable	
1951	Roby Crouch, 1B	20
1952	Joe Murray, 1B	17
1953	Doug Kingsmore, OF	10
1954	Dick Swetenburg, 1B	22
1955	Jim O'Quinn, C	9
1956	Unavailable	
1957	Doug Hoffman, OF	17
1958	Bailey Hendley, OF/P	24
1959	Doug Hoffman, OF	33
1960	Bailey Hendley, OF/P	18
1961	Dave Lynn, C	22
1962	Johnny Jones, OF	21
1963	Johnny Jones, OF	19
1964	Jack McCall, SS	20
1965	George Sutton, OF	22
1966	Jack McCall, SS	27
1967	Rusty Adkins, 2B	27
1968	Don Russell, 3B	30
1969	Don Russell, 3B	42
1970	Don Russell, 3B	35
1971	Johnny Severs, OF	44
1972	Dave Van Volkenburg, 1B/P	27
1973	Smiley Sanders, OF	23
1974	Lin Hamilton, C	32
1975	Kurt Seibert, SS	39
1976	Kurt Seibert, SS	50
1977	Steve Nilsson, 1B	45
1978	Steve Nilsson, 1B	47
1979	Neil Simons, OF	49
1980	Neil Simons, OF	51
1981	Glenn Gallagher, OF	34
1982	Craig Roberson, 3B	48
1983	Frank Russ, 2B	36
1984	Brooks Shumake, OF	42
1985	Bert Heffernan, C	45
1986	Bert Heffernan, C	55
1987	Bert Heffernan, C	45
1988	Bert Heffernan, C	*62
1989	Mike Couture, C	55
1990	Brian Kowitz, OF	44
1991	Todd Stefan, SS	45
1992	Kevin Northrup, OF	51
1993	Billy McMillon, OF	47
1994	Mike Hampton, 3B	47
1995	Gary Burnham, OF	46
1996	Gary Burnham, OF	61



KRIS HARVEY LED THE TEAM IN RBIs (70) AND TOTAL BASES (171) IN 2005.



YEARLY LEADERS

1997	Matthew LeCroy, C	53
1998	Patrick Boyd, OF	44
1999	Jason Harris, 1B	64
	Henri Stanley, OF	64
2000	Patrick Boyd, OF	44
2001	Michael Johnson, 1B	43
2002	Michael Johnson, 1B	50
2003	Michael Johnson, 1B	*63
2004	Brad McCann, 3B	36
2005	Brad Chalk, OF	34
2006	Brad Chalk, OF	41
2007	Andy D'Alessio, 1B	33
2008	Jeff Schaus, OF	33
2009	Brad Miller, SS	53
2010	Kyle Parker, OF	56
2011	Richie Shaffer, 1B	44
2012	Richie Shaffer, 3B	63
2013	Shane Kennedy, 3B	37

STOLEN BASES

Year	Player, Pos.	SB
1939	Teddy Boselli, SS	4
1940	Ace Parker, C	4
1941	Joe Blalock, OF	7
1942	Joe Blalock, OF	10
1943	Homer Coker, C	8
	Hank Sullivan, C	8
1944	No Team	
1945	H.H. Tyler, 2B	6
1946	J.M. Looper, OF	4
	Sanford Quinn, OF	4
1947	Lynwood McMakin, 2B	6
	Dan Stroud, OF	6
1948	J.R. Brown, OF	10
	Ray Mathews, OF	10
1949	Frank Gillespie, 3B	5
1950	Fred Knoebel, OF	26
1951	Roby Crouch, 1B	14
1952	Billy O'Dell, P	3
1953	Bill Barnett, OF	6
1954	Wyman Morris, 3B	10
1955	Bill Barnett, OF	2
	Charlie Blackston, SS	2
	Jim Coleman, OF	2
1956	Bill Barnett, OF	4
1957	Doug Hoffman, OF	2
	Don Shealy, OF/P	2
1958	Larry Bagwell, 3B	4
	Doug Hoffman, OF	4
1959	Doug Hoffman, OF	11
1960	Ty Cline, OF	12
1961	Harry Pavlack, 3B	3
1962	Dave Ellis, 3B	9
1963	Dave Ellis, 3B	9
1964	Jack McCall, SS	3
1965	Rusty Adkins, OF	12
1966	Rusty Adkins, 2B	9
1967	Rusty Adkins, 2B	*17
1968	Keith Waters, OF	12
1969	Johnny Severs, OF	10
1970	Don Russell, 3B	9
	Johnny Severs, OF	9
1971	Johnny Severs, OF	17
1972	Charlie Ing, OF	7
1973	John Adeimy, SS	3
	Richard Haynes, 2B	3
	Craig White, OF	3
1974	Lin Hamilton, C	4
	Charlie Ing, OF	4
	Mike Mahoney, OF	4
	Kurt Seibert, SS	4
1975	Billy Wingo, 2B	*22
1976	Kurt Seibert, SS	*13
1977	Steve Nilsson, 1B	*15
1978	Billy Weems, OF	*26
1979	Dave Buffamoyer, C	21
1980	Billy Weems, OF	*30
1981	Mike Mahoney, OF	12
1982	Brooks Shumake, OF/3B	21
1983	Brooks Shumake, SS	30
1984	Brooks Shumake, OF	20
1985	Ray Williams, OF	16
1986	Bill Spiers, SS	35
1987	Ray Williams, OF	24
1988	Randy Mazey, OF	34
1989	Henry Threadgill, 2B	*47
1990	Brian Kowitz, OF	*34
1991	Kevin Northrup, OF	21
1992	Kevin Northrup, OF	*47



SCOTT FIRTH LED THE 2012 TIGERS IN ERA (2.09).

1993	Shane Monahan, 1B	17
1994	Mike Hampton, 3B	*39
1995	David Miller, 1B	27
1996	Doug Livingston, 2B	24
1997	Brian Holstad, 2B	11
1998	Brian Holstad, 3B	15
	Doug Roper, SS	15
1999	Henri Stanley, OF	27
2000	Casey Stone, OF	25
2001	Casey Stone, OF	25
2002	Jeff Baker, 3B	17
	Khalil Greene, SS	17
2003	Garrick Evans, OF	8
2004	Tony Sipp, OF	20
2005	Tyler Colvin, OF	12
2006	Tyler Colvin, OF	23
2007	Taylor Harbin, SS	14
2008	Stan Widmann, SS	14
2009	Brad Miller, SS	16
2010	John Hinson, 3B	25
2011	John Hinson, 3B	23
2012	Thomas Brittle, OF	15
2013	Shane Kennedy, 3B	22

PITCHING

ERA		
Year	Player (Throws)	ERA
1953	Billy O'Dell (L)	1.36
1954	Billy O'Dell (L)	0.79
1955	Unavailable	
1956	Johnny Drake (R)	2.56
1957	Harold Stowe (L)	3.58
1958	Harold Stowe (L)	2.34
1959	Harold Stowe (L)	1.57
1960	Jimmy Roller (R)	2.76
1961	Gene Harbeson (R)	3.31
1962	Tommy Lyon (L)	3.62
1963	Greg Casey (R)	2.66
1964	Bob Lowell (R)	2.41
1965	Tommy Chapman (L)	1.80
1966	Charlie Watson (R)	3.43
1967	Bill Parmer (R)	1.14
1968	John Curtis (L)	1.80
1969	Jay Bevis (R)	*1.59
1970	Jay Bevis (R)	1.12
1971	Rusty Gerhardt (L)	2.17
1972	Rusty Gerhardt (L)	2.22
1973	Steve Cline (R)	2.12
1974	Steve Cline (R)	1.84
1975	Randy Quintrell (L)	1.50
1976	Ron Musselman (R)	2.11

1977	Brian Snyder (L)	*1.19
1978	Tommy Qualters (L)	*0.79
1979	Mike Sullivan (R)	*1.98
1980	Bill Duke (R)	*2.24
1981	Jeff Gilbert (R)	3.25
1982	Jimmy Key (L)	2.79
1983	Jeff Gilbert (R)	2.25
1984	Scott Parrish (R)	2.20
1985	George Stone (R)	3.89
1986	Oliver Whitaker (L)	3.12
1987	Alan Botkin (L)	2.54
1988	Jerome Santivasci (R)	1.98
1989	Jerome Santivasci (R)	1.36
1990	Tim Parker (R)	2.97
1991	Jason Angel (R)	*2.33
1992	Mike Holtz (L)	1.26
1993	Scott Winchester (R)	2.61
1994	Mike Holtz (L)	1.66
1995	Scott Winchester (R)	0.59
1996	Kris Benson (R)	*2.02
1997	Ryan Mottl (R)	4.73
1998	Scott Clackum (R)	1.11
1999	Chris Heck (L)	2.23
2000	Nick Glaser (R)	2.45
2001	Steve Reba (R)	2.58
2002	Matt Henrie (R)	3.12
2003	Jason Berken (R)	3.19
2004	Jason Berken (R)	2.53
2005	Stephen Faris (R)	2.60
2006	Stephen Faris (R)	2.36
2007	Stephen Clyne (R)	2.58
2008	Matt Vaughn (R)	3.15
2009	Tomas Cruz (R)	3.33
2010	Alex Frederick (R)	3.75
2011	David Haselden (R)	2.23
2012	Scott Firth (R)	2.09
2013	Matthew Crownover (L)	2.19

WINS

Year	Player (Throws)	W
1952	Billy O'Dell (L)	5
1953	Billy O'Dell (L)	6
1954	Billy O'Dell (L)	*8
1955	Leonard Humphries (R)	3
1956	Johnny Drake (R)	4
1957	Harold Stowe (L)	3
1958	Harold Stowe (L)	*^14
1959	Harold Stowe (L)	7
1960	Jimmy Roller (R)	5
1961	Damon Vincent (R)	5
1962	Tommy Lyon (L)	*7
1963	Greg Casey (R)	4
1964	Tommy Chapman (L)	6

1965	Bill Parmer (R)	5
	Charlie Watson (R)	5
1966	Charlie Watson (R)	6
1967	Bill Parmer (R)	*9
1968	Nelson Gibson (R)	7
1969	Dave Van Volkenburg (L)	9
1970	Rusty Gerhardt (L)	*9
1971	Rusty Gerhardt (L)	*11
1972	Rusty Gerhardt (L)	7
1973	Steve Cline (R)	*7
1974	Steve Cline (R)	*9
1975	Chuck Porter (R)	*8
1976	Chuck Porter (R)	*12
1977	Ron Musselman (R)	*12
1978	Mike Brown (R)	9
1979	Mike Sullivan (R)	*10
1980	Mike Brown (R)	9
1981	Jeff Gilbert (R)	8
	Scott Parrish (R)	8
1982	Jeff Gilbert (R)	*9
	Jimmy Key (L)	*9
1983	Scott Parrish (R)	6
	Tim Rice (L)	6
1984	Scott Parrish (R)	7
	John Pawlowski (R)	7
	George Stone (R)	7
1985	John Pawlowski (R)	9
	George Stone (R)	9
1986	Bill Steele (R)	9
1987	Brian Barnes (L)	*12
1988	Brian Barnes (L)	*13
1989	Brian Barnes (L)	*16
1990	Dave Tripp (R)	8
1991	Jason Angel (R)	*14
1992	Scott Miller (R)	11
1993	Chad Phillips (L)	12
1994	Andy Taulbee (R)	12
1995	Jason Dawsey (L)	11
1996	Kris Benson (R)	14
1997	Ryan Mottl (R)	10
1998	Ryan Mottl (R)	9
1999	Matt Additon (R)	6
	Thomas Boozer (L)	6
	Chris Heck (L)	6
	Mike Paradis (R)	6
2000	Ryan Mottl (R)	10
2001	Steve Reba (R)	12
2002	Matt Henrie (R)	13
	Steve Reba (R)	13
2003	Tyler Lumsden (L)	8
2004	Kris Harvey (R)	6
2005	Josh Cribb (R)	8
	Robert Rohrbaugh (L)	8

2006	Jason Berken (R)	9
	Josh Cribb (R)	9
	Stephen Faris (R)	9
2007	Alan Farina (R)	6
	Ryan Hinson (L)	6
	David Kopp (R)	6
2008	D.J. Mitchell (R)	6
	Graham Stoneburner (R)	6
2009	Casey Harman (L)	7
	Graham Stoneburner (R)	7
2010	Scott Weismann (R)	9
2011	Justin Sarratt (R)	7
2012	Dominic Leone (R)	7
	Kevin Pohle (R)	7
2013	Daniel Gossett (R)	10

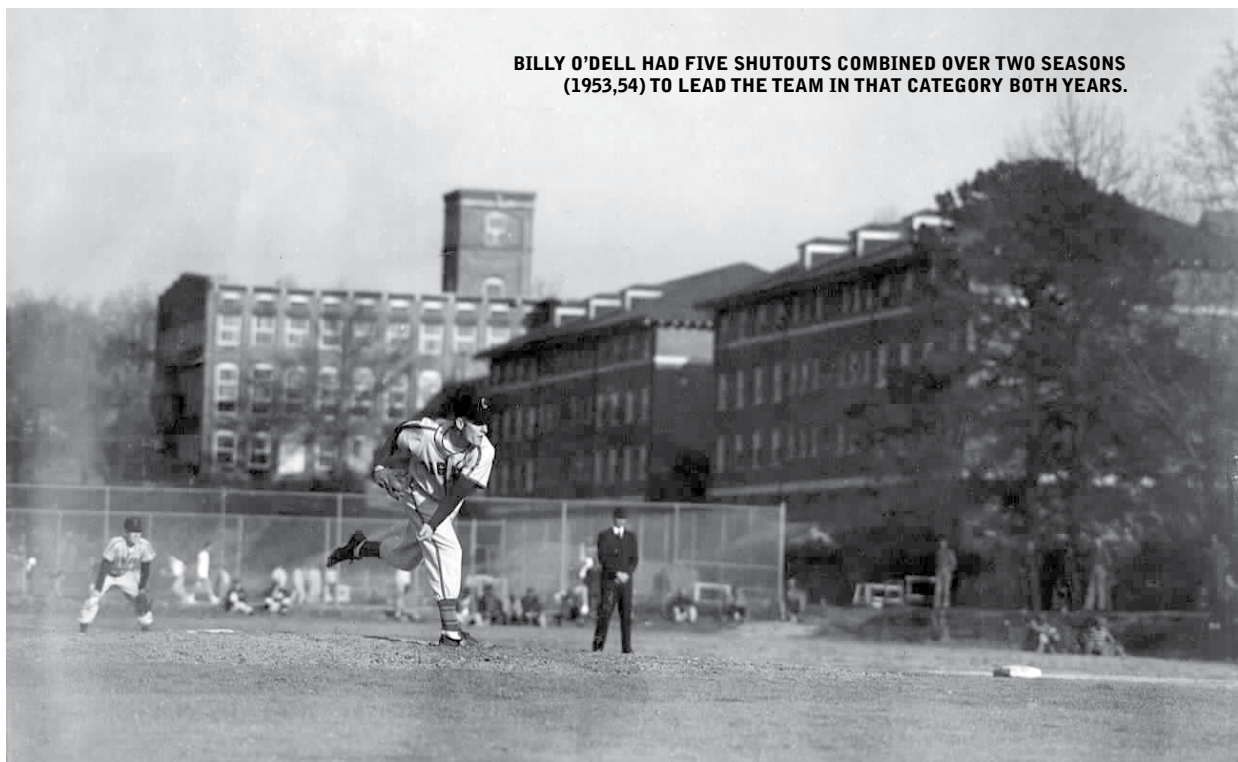
APPEARANCES

Year	Player (Throws)	App.
1952	Billy O'Dell (L)	10
1953	Billy O'Dell (L)	11
1954	Billy O'Dell (L)	14
1955	Leonard Humphries (R)	7
1956	Leonard Humphries (R)	9
1957	Harold Stowe (L)	9
1958	Harold Stowe (L)	*^21
1959	Harold Stowe (L)	19
1960	Jimmy Roller (R)	14
1961	Gene Harbeson (R)	12
1962	Tommy Lyon (L)	13
1963	Tommy Lyon (L)	14
1964	Tommy Chapman (L)	12
1965	Charlie Watson (R)	14
1966	Charlie Watson (R)	15
1967	Pete Myers (R)	16
1968	Tom Hudgins (R)	13
1969	Jay Bevis (R)	16
1970	Jay Bevis (R)	20
1971	Jay Bevis (R)	16
	Rusty Gerhardt (L)	16
1972	Jay Bevis (R)	17
1973	Jimmy Baker (R)	18
1974	Larry Meekins (R)	18
1975	Larry Meekins (R)	14
	Chuck Porter (R)	14
1976	Chuck Porter (R)	15
	Randy Quintrell (L)	15
1977	Ron Musselman (R)	17
1978	Dave Woessner (R)	20
1979	Mike Sullivan (R)	17
1980	Billy Trapp (R)	28
1981	Jimmy Key (L)	18
1982	Lee Wiles (R)	22
1983	Lynn Martin (R)	24

YEARLY LEADERS

1984	John Pawlowski (R)	22
1985	John Burnett (L)	*22
1986	Mike Huggins (R)	22
1987	Phillip Lowery (R)	23
1988	Brian Barnes (L)	22
	Mike Milchin (L)	22
	Jerome Santivasci (R)	22
1989	Jerome Santivasci (R)	27
1990	Ron Frazier (R)	24
1991	Eric Bradford (R)	25
1992	Aaron Jersild (L)	32
1993	Andy Taulbee (R)	30
1994	Scott Winchester (R)	28
1995	Scott Winchester (R)	33
1996	David Shepard (R)	27
1997	Matt Additon (R)	24
	Scott Clackum (R)	24
1998	Scott Clackum (R)	23
1999	Matt Additon (R)	26
2000	Nick Glaser (R)	33
2001	Josh Cram(R)	28
2002	Tyler Lumsden (L)	27
2003	Robert Rohrbaugh (L)	26
2004	Patrick Hogan (R)	24
2005	Jeff Hahn (R)	25
2006	Daniel Moskos (L)	33
2007	Stephen Clyne (R)	31
2008	Matt Vaughn (R)	30
2009	Ryan Hinson (L)	28
2010	Alex Frederick (R)	33
2011	Alex Frederick (R)	27
2012	Scott Firth (R)	24
	Jonathan Meyer (R)	24
2013	Matt Campbell (R)	24
	Kyle Schnell (R)	24

BILLY O'DELL HAD FIVE SHUTOUTS COMBINED OVER TWO SEASONS (1953,54) TO LEAD THE TEAM IN THAT CATEGORY BOTH YEARS.



STARTS

Year	Player (Throws)	Starts
1952	Billy O'Dell (L)	7
1953	Billy O'Dell (L)	8
1954	Billy O'Dell (L)	11
1955	Leonard Humphries (R)	6
1956	Leonard Humphries (R)	7
1957	Harold Stowe (L)	7
1958	Harold Stowe (L)	15
1959	Harold Stowe (L)	9
1960	Dave Sprouse (R)	7
1961	Damon Vincent (R)	10
1962	Tommy Lyon (L)	9
	Dave Olson (R)	9
1963	Damon Vincent (R)	6
1964	Tommy Chapman (L)	11
1965	Tommy Chapman (L)	11
1966	Bill Parmer (R)	9
1967	Bill Parmer (R)	10
1968	Tom Hudgins (R)	10
1969	Rusty Gerhardt (L)	15
1970	Rusty Gerhardt (L)	14
1971	Rusty Gerhardt (L)	14
1972	Rusty Gerhardt (L)	12
1973	Steve Cline (R)	9
1974	Steve Cline (R)	13
1975	Chuck Porter (R)	13
1976	Ron Musselman (R)	14
	Chuck Porter (R)	14
1977	Ron Musselman (R)	15
1978	Mike Sullivan (R)	13
1979	Brian Snyder (L)	14
1980	Mike Brown (R)	15
	Jimmy Key (L)	15
1981	Jimmy Key (L)	15
1982	Jimmy Key (L)	16
1983	Scott Parrish (R)	12
1984	George Stone (R)	11
1985	John Pawlowski (R)	17
	George Stone (R)	17
1986	Bill Steele (R)	16
1987	Brian Barnes (L)	17
1988	Brian Barnes (L)	*19
1989	Brian Barnes (L)	19
1990	Tim Parker (R)	17
1991	Jason Angel (R)	16
1992	Jason Angel (R)	17
1993	Chad Phillips (L)	15
	Jeff Sauve (R)	15
1994	Andy Taulbee (R)	18
1995	Jason Dawsey (L)	19
1996	Kris Benson (R)	19
1997	Ryan Mottl (R)	16

1998	Ryan Mottl (R)	16
1999	Ryan Mottl (R)	17
2000	Ryan Mottl (R)	19
2001	Steve Reba (R)	17
2002	Steve Reba (R)	19
2003	Tyler Lumsden (L)	16
2004	Kris Harvey (R)	14
	Tyler Lumsden (L)	14
2005	Robert Rohrbaugh (L)	16
2006	Jason Berken (R)	18
	Stephen Faris (R)	18
2007	David Kopp (R)	*18
2008	D.J. Mitchell (R)	14
	Graham Stoneburner (R)	14
2009	Chris Dwyer (L)	*17
2010	Casey Harman (L)	*19
2011	Justin Sarratt (R)	13
2012	Dominic Leone (R)	16
2013	Daniel Gossett (R)	16

RELIEF APPEARANCES

Year	Player (Throws)	RA
1952	Gerald Dempsey (R)	3
	Charlie Hall (R)	3
	Robby Saylor (L)	3
1953	Bubba Free (R)	4
1954	Mickey Cone (L)	3
	Billy O'Dell (L)	3
1955	Bill Toth (R)	5
1956	Bill Toth (R)	7
1957	Frank Elrod (L)	4
1958	Ed Lakey (R)	8
1959	Harold Stowe (L)	10
1960	Jimmy Roller (R)	9
1961	Jimmy Roller (R)	8
1962	Bill Burnette (R)	9
1963	Tommy Lyon (L)	10
1964	Bob Lowell (R)	9
1965	Charlie Watson (R)	11
1966	Bill James (R)	9
1967	Pete Myers (R)	17
1968	Alan Demarest (R)	9
1969	Jay Bevis (R)	15
1970	Jay Bevis (R)	20
1971	Jay Bevis (R)	16
1972	Jay Bevis (R)	16
1973	Jimmy Baker (R)	17
1974	Larry Meekins (R)	18
1975	Tommy Qualters (R)	13
1976	Houston Matthews (R)	9
1977	Dave Woessner (R)	14
1978	Dave Woessner (R)	19

1979	Billy Trapp (R)	12
	Dave Woessner (R)	12
1980	Billy Trapp (R)	28
1981	Glenn Martin (R)	15
1982	Lee Wiles (R)	22
1983	Lynn Martin (R)	24
1984	John Pawlowski (R)	18
1985	John Burnett (L)	*22
1986	Mike Huggins (R)	22
1987	Phillip Lowery (R)	21
1988	Mike Milchin (L)	22
	Jerome Santivasci (R)	22
1989	Jerome Santivasci (R)	27
1990	Eric Bradford (R)	17
1991	Eric Bradford (R)	25
1992	Aaron Jersild (L)	32
1993	Scott Winchester (R)	26
1994	Scott Winchester (R)	28
1995	Scott Winchester (R)	33
1996	David Shepard (R)	27
1997	Matt Additon (R)	24
	Scott Clackum (R)	24
1998	Scott Clackum (R)	23
1999	Matt Additon (R)	21
2000	Nick Glaser (R)	33
2001	Josh Cram (R)	28
2002	Thomas Boozer (L)	26
2003	Robert Rohrbaugh (L)	25
2004	Patrick Hogan (R)	24
2005	Jeff Hahn (R)	23
2006	Daniel Moskos (L)	33
2007	Stephen Clyne (R)	31
2008	Matt Vaughn (R)	29
2009	Ryan Hinson (L)	26
2010	Casey Harman (L)	32
2011	Alex Frederick (R)	25
2012	Scott Firth (R)	24
2013	Matt Campbell (R)	24
	Kyle Schnell (R)	24

COMPLETE GAMES

Year	Player (Throws)	CG
1952	Billy O'Dell (L)	4
1953	Billy O'Dell (L)	6
1954	Billy O'Dell (L)	9
1955	George Compton (R)	3
1956	Johnny Drake (R)	3
1957	Harold Stowe (L)	4
1958	Harold Stowe (L)	8
1959	Harold Stowe (L)	4
1960	Bailey Hendley (R)	2
	Jimmy Roller (R)	2

1961	Gene Harbeson (R)	4
	Damon Vincent (R)	4
1962	Tommy Lyon (L)	5
1963	Greg Casey (R)	2
	Tommy Chapman (L)	2
1964	Tommy Chapman (L)	6
1965	Tommy Chapman (L)	5
1966	Charlie Watson (R)	3
1967	Laval Johnson (L)	2
	Pete Myers (R)	2
	Bill Parmer (R)	2
	Charlie Watson (R)	2
1968	Bill James (R)	4
1969	Dave Van Volkenburg (L)	7
1970	Rusty Gerhardt (L)	*8
1971	Rusty Gerhardt (L)	*6
1972	Rusty Gerhardt (L)	6
1973	Steve Cline (R)	3
	Lindsay Graham (R)	3
1974	Steve Cline (R)	*7
1975	Randy Quintrell (L)	5
1976	Chuck Porter (R)	*11
1977	Ron Musselman (R)	*8
1978	Mike Brown (R)	6
1979	Mike Sullivan (R)	5
1980	Mike Brown (R)	5
1981	Jeff Gilbert (R)	7
1982	Jimmy Key (L)	*7
1983	Jeff Gilbert (R)	2
1984	Scott Parrish (R)	5
1985	George Stone (R)	8
1986	Bill Steele (R)	2
1987	Brian Barnes (L)	5
	Alan Botkin (L)	5
1988	Brian Barnes (L)	6
1989	Brian Barnes (L)	*9
1990	Tim Parker (R)	5
1991	Jason Angel (R)	3
1992	Scott Miller (R)	2
1993	Jason Dawsey (L)	2
1994	Kris Benson (R)	1
	Jason Dawsey (L)	1
	Billy Koch (R)	1
1995	Jason Dawsey (L)	4
1996	Kris Benson (R)	7
1997	Ryan Mottl (R)	2
	Matt White (L)	2
1998	Ryan Mottl (R)	1
	Matt White (L)	1
1999	Ryan Mottl (R)	1
2000	Ryan Mottl (R)	2
2001	Steve Reba (R)	2

2002	Steve Reba (R)	1
2003	Tyler Lumsden (L)	1
2004	Robert Rohrbaugh (L)	1
2005	Josh Cribb (R)	*3
	Stephen Faris (R)	*3
2006	Josh Cribb (R)	1
	Stephen Faris (R)	1
2007	David Kopp (R)	1
2008	D.J. Mitchell (R)	1
	Graham Stoneburner (R)	1
2009	Chris Dwyer (L)	1
2010	Casey Harman (L)	1
2011	Jonathan Meyer (R)	1
2012	No Complete Games	
2013	Daniel Gossett (R)	1

SHUTOUTS

Year	Player (Throws)	SHO
1947	Joe Hazle (R)	1
1948	Nig Griffith (R)	1
1949	Bob Gaddis (R)	1
1950	Bill Ford (R)	1
	Bob Hughes (L)	1
1951	No Individual Shutouts	
1952	No Individual Shutouts	
1953	Billy O'Dell (L)	2
1954	Billy O'Dell (L)	3
1955	No Individual Shutouts	
1956	No Individual Shutouts	
1957	Don Shealy (R)	1
1958	No Individual Shutouts	
1959	Bailey Hendley (R)	1
	Harold Stowe (L)	1
1960	Jimmy Roller (R)	1
1961	No Individual Shutouts	
1962	Damon Vincent (R)	1
1963	No Individual Shutouts	
1964	Greg Casey (R)	1
1965	Tommy Chapman (L)	2
1966	Charles Watson (R)	1
1967	Laval Johnson (L)	1
	Pete Myers (R)	1
	Bill Parmer (R)	1
1968	John Curtis (L)	1
	Alan Demarest (R)	1
	Nelson Gibson (R)	1
	Tom Hudgins (R)	1
	Bill James (R)	1
1969	Rusty Gerhardt (L)	1
	Tom Hudgins (R)	1
1970	Rusty Gerhardt (L)	1
	Dave Van Volkenburg (L)	1



YEARLY LEADERS

1971	Dave Van Volkenburg (L)	2
1972	Lindsay Graham (R)	*3
1973	Lindsay Graham (R)	2
1974	Ty Cline (L)	2
1975	Randy Quintrell (L)	2
1976	Ron Musselman (R)	*4
1977	Tommy Qualters (R)	*3
1978	Mike Brown (R)	*2
	Mike Sullivan (R)	*2
1979	Mike Sullivan (R)	*2
1980	Mike Brown (R)	*2
	Bill Duke (R)	*2
1981	Jeff Gilbert (R)	1
	Jimmy Key (L)	1
	Scott Parrish (R)	1
1982	Jeff Gilbert (R)	2
1983	Scott Parrish (R)	*1
1984	Scott Parrish (R)	*2
1985	John Pawlowski (R)	2
1986	No Individual Shutouts	
1987	Alan Botkin (L)	2
	Oliver Whitaker (L)	2
1988	Alan Botkin (L)	1
	David Tripp (R)	1
1989	Brian Barnes (L)	1
	Ron Frazier (R)	1
1990	Tim Parker (R)	3
1991	Jason Angel (R)	*2
	Scott Miller (R)	*2
1992	No Individual Shutouts	
1993	No Individual Shutouts	
1994	No Individual Shutouts	
1995	Jason Dawsey (L)	2
1996	Kris Benson (R)	*4
1997	No Individual Shutouts	
1998	No Individual Shutouts	
1999	No Individual Shutouts	
2000	Ryan Mottl (R)	1
2001	Steve Reba (R)	1
2002	No Individual Shutouts	
2003	Tyler Lumsden (L)	1
2004	No Individual Shutouts	
2005	Josh Cribb (R)	*2
2006	No Individual Shutouts	
2007	No Individual Shutouts	
2008	Graham Stoneburner (R)	*1
2009	No Individual Shutouts	
2010	No Individual Shutouts	
2011	No Individual Shutouts	
2012	No Individual Shutouts	
2013	Daniel Gossett (R)	1

SAVES

Year	Player (Throws)	Svs
1969	Jay Bevis (R)	6
1970	Jay Bevis (R)	5
1971	Jay Bevis (R)	4
1972	Jay Bevis (R)	5
1973	Jimmy Baker (R)	3
	Lindsay Graham (R)	3
1974	Larry Meekins (R)	3
1975	Tommy Qualters (R)	6
1976	Houston Matthews (R)	4
1977	Dave Woessner (R)	5
1978	Dave Woessner (R)	6
1979	Len Bradley (R)	5
1980	Len Bradley (R)	7
1981	Lynn Martin (R)	2
	Tim Rice (L)	2
1982	Roger Hackett (L)	2
	David Hess (R)	2
	Lee Wiles (R)	2
1983	Lynn Martin (R)	4
1984	John Pawlowski (R)	4
1985	John Burnett (L)	*4
1986	Chuck Baldwin (R)	5
1987	Doug Marchal (R)	5
1988	Mike Milchin (L)	8
1989	Jerome Santivasci (R)	6
1990	Ron Frazier (R)	4
1991	Eric Bradford (R)	2
	Mike Holtz (L)	2
	Scott Miller (R)	2
	Chad Phillips (L)	2
1992	Aaron Jersild (L)	7
1993	Scott Winchester (R)	10
1994	Scott Winchester (R)	10
1995	Scott Winchester (R)	*14
1996	David Shepard (R)	5

1997	Matt Additon (R)	5
1998	Scott Clackum (R)	*9
1999	Chris Heck (L)	5
2000	Nick Glaser (R)	*15
2001	Josh Cram (R)	6
2002	Paul Harrelson (R)	8
2003	Paul Harrelson (R)	6
2004	Patrick Hogan (R)	*10
2005	Jeff Hahn (R)	3
2006	Daniel Moskos (L)	10
2007	Daniel Moskos (L)	6
2008	Matt Vaughn (R)	11
2009	Tomas Cruz (R)	4
	Matt Vaughn (R)	4
2010	Alex Frederick (R)	4
2011	Scott Weismann (R)	7
2012	Scott Firth (R)	3
2013	Matt Campbell (R)	7

INNINGS PITCHED

Year	Player (Throws)	IP
1952	Billy O'Dell (L)	56.0
1953	Billy O'Dell (L)	72.1
1954	Billy O'Dell (L)	91.1
1955	Leonard Humphries (R)	42.0
1956	Johnny Drake (R)	45.2
1957	Harold Stowe (L)	55.1
1958	Harold Stowe (L)	*^126.2
1959	Harold Stowe (L)	97.1
1960	Jimmy Roller (R)	71.2
1961	Damon Vincent (R)	61.1
1962	Tommy Lyon (L)	82.0
1963	Damon Vincent (R)	44.1
1964	Tommy Chapman (L)	89.1
1965	Tommy Chapman (L)	85.0
1966	Charlie Watson (R)	65.2
1967	Bill Parmer (R)	71.0
1968	Nelson Gibson (R)	62.0
1969	Dave Van Volkenburg (L)	92.1
1970	Rusty Gerhardt (L)	*100.1
1971	Rusty Gerhardt (L)	*108.0
1972	Rusty Gerhardt (L)	*85.0
1973	Lindsay Graham (R)	60.2
1974	Steve Cline (R)	*102.2
1975	Chuck Porter (R)	*81.1
1976	Chuck Porter (R)	*119.0
1977	Ron Musselman (R)	*117.1
1978	Mike Brown (R)	83.1
1979	Mike Sullivan (R)	*91.0
1980	Jimmy Key (L)	*111.1
1981	Jeff Gilbert (R)	102.1
1982	Jimmy Key (L)	*116.0
1983	Scott Parrish (R)	62.2

1984	George Stone (R)	80.2
1985	George Stone (R)	127.1
1986	Bill Steele (R)	109.1
1987	Brian Barnes (L)	120.2
1988	Brian Barnes (L)	*137.2
1989	Brian Barnes (L)	*146.0
1990	Tim Parker (R)	97.0
1991	Jason Angel (R)	108.0
1992	Jason Angel (R)	105.1
1993	Andy Taulbee (R)	97.1
1994	Andy Taulbee (R)	114.2
1995	Jason Dawsey (L)	129.1
1996	Kris Benson (R)	*156.0
1997	Ryan Mottl (R)	106.2
1998	Ryan Mottl (R)	101.0
1999	Ryan Mottl (R)	99.2
2000	Ryan Mottl (R)	107.0
2001	Steve Reba (R)	108.0
2002	Matt Henrie (R)	112.2
	Steve Reba (R)	112.2
2003	Tyler Lumsden (L)	86.0
2004	Tyler Lumsden (L)	81.1
2005	Josh Cribb (R)	109.1
2006	Stephen Faris (R)	103.0
2007	David Kopp (R)	99.2
2008	D.J. Mitchell (R)	98.2
2009	Casey Harman (L)	86.2
2010	Casey Harman (L)	*121.0
2011	Justin Sarratt (R)	80.2
2012	Dominic Leone (R)	84.0
2013	Daniel Gossett (R)	98.1

BATTERS FACED

Year	Player (Throws)	BF
1960	Jimmy Roller (R)	289
1961	Damon Vincent (R)	286
1962	Tommy Lyon (L)	346
1963	Tommy Lyon (L)	198
1964	Tommy Chapman (L)	394
1965	Tommy Chapman (L)	364
1966	Charlie Watson (R)	276
1967	Bill Parmer (R)	290
1968	Nelson Gibson (R)	257
1969	Dave Van Volkenburg (L)	407
1970	Rusty Gerhardt (L)	410
1971	Rusty Gerhardt (L)	424
1972	Lindsay Graham (R)	276
1973	Steve Cline (R)	257
1974	Steve Cline (R)	417
1975	Chuck Porter (R)	361
1976	Chuck Porter (R)	474
1977	Ron Musselman (R)	483
1978	Brian Snyder (L)	370

1979	Brian Snyder (L)	397
1980	Jimmy Key (L)	454
1981	Jeff Gilbert (R)	429
1982	Jimmy Key (L)	485
1983	Scott Parrish (R)	273
1984	George Stone (R)	327
1985	George Stone (R)	569
1986	Bill Steele (R)	481
1987	Brian Barnes (L)	523
1988	Brian Barnes (L)	598
1989	Brian Barnes (L)	*602
1990	Tim Parker (R)	417
1991	Jason Angel (R)	443
1992	Jason Angel (R)	454
1993	Andy Taulbee (R)	419
1994	Andy Taulbee (R)	489
1995	Jason Dawsey (L)	529
1996	Kris Benson (R)	*606
1997	Ryan Mottl (R)	479
1998	Ryan Mottl (R)	441
1999	Ryan Mottl (R)	480
2000	Ryan Mottl (R)	451
2001	Steve Reba (R)	434
2002	Steve Reba (R)	437
2003	Tyler Lumsden (L)	373
2004	Tyler Lumsden (L)	358
2005	Josh Cribb (R)	469
2006	Stephen Faris (R)	408
2007	David Kopp (R)	429
2008	D.J. Mitchell (R)	428
2009	Chris Dwyer (L)	375
	Casey Harman (L)	375
2010	Casey Harman (L)	*518
2011	Justin Sarratt (R)	328
2012	Dominic Leone (R)	372
2013	Daniel Gossett (R)	420

STRIKEOUTS

Year	Player (Throws)	K
1952	Billy O'Dell (L)	108
1953	Billy O'Dell (L)	108
1954	Billy O'Dell (L)	*111
1955	Leonard Humphries (R)	39
1956	Johnny Drake (R)	49
1957	Harold Stowe (L)	36
1958	Harold Stowe (L)	*126
1959	Harold Stowe (L)	*117
1960	Bailey Hendley (R)	39
1961	Damon Vincent (R)	62
1962	Tommy Lyon (L)	52
1963	Damon Vincent (R)	48
1964	Tommy Chapman (L)	*83
1965	Tommy Chapman (L)	100

1966	Charlie Watson (R)	72
1967	Charlie Watson (R)	71
1968	Bill James (R)	45
1969	Rusty Gerhardt (L)	*99
1970	Rusty Gerhardt (L)	*111
1971	Rusty Gerhardt (L)	*111
1972	Rusty Gerhardt (L)	61
1973	Steve Cline (R)	68
1974	Steve Cline (R)	*69
1975	Chuck Porter (R)	67
1976	Ron Musselman (R)	78
1977	Ron Musselman (R)	*107
1978	Mike Sullivan (R)	63
1979	Mike Sullivan (R)	79
1980	Mike Brown (R)	77
1981	Jeff Gilbert (R)	58
1982	Jimmy Key (L)	94
1983	Tim Rice (L)	42
1984	George Stone (R)	57
1985	George Stone (R)	93
1986	Brian Barnes (L)	53
1987	Brian Barnes (L)	*112
1988	Brian Barnes (L)	*140
1989	Brian Barnes (L)	*^208
1990	Tim Parker (R)	90
1991	Mike Kimbrell (R)	74
1992	Jason Angel (R)	76
1993	Andy Taulbee (R)	85
1994	Andy Taulbee (R)	103
1995	Jason Dawsey (L)	*133
1996	Kris Benson (R)	*204
1997	Ryan Mottl (R)	99
1998	Ryan Mottl (R)	96
1999	Mike Paradis (R)	87
2000	Ryan Mottl (R)	81
2001	Steve Reba (R)	103
2002	Steve Reba (R)	82
2003	Tyler Lumsden (L)	72
2004	Tyler Lumsden (L)	88
2005	Josh Cribb (R)	97
2006	Stephen Faris (R)	86
2007	Daniel Moskos (L)	78
2008	D.J. Mitchell (R)	106
2009	Chris Dwyer (L)	95
2010	Casey Harman (L)	105
2011	Dominic Leone (R)	72
2012	Daniel Gossett (R)	87
2013	Daniel Gossett (R)	91

* - led the ACC; ^ - led the nation; Note: Clemson single-season records in **bold**.

DANIEL MOSKOS LED THE 2007 TIGERS IN SAVES (6) AND STRIKEOUTS (78).




INDIVIDUAL CAREER BATTING STATS (ACC ERA)

Player	Year(s)	Avg	G-S	AB	R	H	2B	3B	HR	RBI	SB
Abbott, Gus	1956-58	.278	NA-NA	54	10	15	4	0	2	10	0-NA
Adams, Mark	1970-73	.229	29-NA	35	3	8	0	2	1	5	0-NA
Adeimy, John	1973	.298	37-34	121	16	36	1	2	1	15	3-NA
Adkins, Rusty	1965-67	.379	97-97	396	109	150	22	17	11	66	38-NA
Anderson, Alan	1969	1.000	3-NA	2	2	2	1	0	0	2	0-NA
Anderson, Jack	1969	.258	23-NA	66	14	17	0	1	1	6	4-NA
Anderson, Jim	1990,91	.254	101-75	264	55	67	15	0	9	40	1-4
Andrade, Jr., Jorge	2005	.208	19-4	24	4	5	1	0	1	5	0-0
Antonokas, George	1969	.250	2-NA	4	0	1	0	0	0	0	0-NA
Allen, Robbie	1978-80	.267	143-NA	484	100	129	19	6	11	73	19-28
Armstrong, Terry	1971-74	.249	77-NA	185	23	46	7	0	0	23	2-NA
Attanasio, Dominic	2011,12	.275	62-22	120	22	33	3	1	1	17	5-8
Ayers, Stan	1962-64	.293	62-NA	188	32	55	3	1	4	31	4-NA
Ayoub, Pete	1961-63	.318	70-69	261	51	83	17	3	2	53	1-NA
Bach, Woody	1968	.167	20-NA	30	5	5	0	0	0	1	1-NA
Bagwell, Kenny	1970,72	.278	65-NA	237	40	66	14	0	0	22	3-NA
Bagwell, Larry	1957-59	.265	NA-80	324	67	86	13	5	3	52	8-NA
Baker, Jeff	2000-02	.334	196-194	773	191	258	41	4	59	226	26-37
Baker, Jimmy	1970,72,73	.167	23-NA	18	1	3	0	0	0	1	0-NA
Baldwin, Chuck	1984-87	.333	228-NA	935	177	311	62	8	29	184	16-23
Ballentine, Tim	1975	.500	4-NA	4	1	2	1	0	0	0	0-NA
Barbary, Eddie	1965-67	.278	95-91	334	55	93	11	3	4	38	5-NA
Barnes, Brian	1987	.000	20-NA	2	0	0	0	0	0	1	0-0
Barnett, Bill	1954-56	.287	NA-59	230	47	66	9	6	6	35	13-NA
Barrett, Joe	1984	.286	10-NA	14	2	4	0	0	0	2	0-0
Baucom, Steve	1984-87	.331	206-NA	698	131	231	49	12	14	139	17-20
Baum, Jay	2012,13	.224	106-83	295	40	66	8	3	0	19	17-27
Beasley, David	1976	.000	10-NA	4	0	0	0	0	0	0	1-NA
Beasley, Rick	1971	.191	18-NA	47	3	9	0	0	0	3	1-NA
Belk, Greg	1972,74-76	.210	70-NA	205	37	43	7	1	5	24	9-NA
Bevis, Jay	1969-72	.280	83-NA	25	10	7	0	0	0	1	0-NA
Biegar, Mark	1984-87	.312	174-NA	372	95	116	21	5	5	71	15-15
Bigwood, Dave	1973	.000	14-NA	4	0	0	0	0	0	0	0-NA
Blackston, Charlie	1954,55	.214	24-NA	56	11	12	2	0	2	8	2-NA
Blakeney, Reid	1959,60	.208	22-NA	24	6	5	1	0	0	4	0-NA
Blanton, Bo	1982	.333	7-NA	9	2	3	0	0	0	4	0-0
Boettcher, Donny	1970	.143	6-NA	7	0	1	0	0	0	0	0-NA
Bohonak, Mike	1963,64	.312	36-31	125	23	39	7	1	2	17	4-NA
Bonekat, Bill	1967-69	.150	20-NA	20	1	3	0	0	0	3	0-NA
Bonnette, Robert	1976-79	.305	211-208	813	173	248	51	9	18	174	28-NA
Borgert, Derek	1996-99	.319	159-79	342	64	109	23	0	7	72	1-2
Boulware, Garrett	2012,13	.290	89-77	283	50	82	14	1	8	47	4-4
Boyd, Patrick	1998-01	.341	191-190	760	196	259	57	6	28	178	49-63
Boyd, Roger	1960	.158	18-NA	19	3	3	1	0	0	3	2-NA
Boyd, Wilson	2007-10	.306	238-215	837	163	256	48	7	21	166	14-26
Bradford, Jeff	1971-73	.161	26-NA	31	2	5	0	0	1	4	0-NA
Bradley, Jimmy	1967,68	.254	31-NA	59	9	15	1	0	0	7	1-NA
Bradley, Kevin	2013	.179	37-7	56	5	10	1	0	1	6	1-2
Bradshaw, Toby	1960	.304	22-22	79	8	24	7	1	0	15	1-NA
Bray, Randy	1968-70	.302	128-115	457	75	138	22	1	5	64	17-NA
Brier, Coe	1981,82	.252	80-64	218	25	55	14	1	7	36	6-6
Brittle, Thomas	2012,13	.282	119-117	444	87	125	14	9	4	62	34-42
Brizek, Seth	1993-95	.260	180-165	654	113	170	31	1	19	99	16-26
Brooks, Jerry	1986-88	.349	177-159	647	150	226	44	5	30	158	8-11
Broome, Nathan	1996,97	.308	91-52	198	39	61	7	2	3	33	7-7
Brown, Carol	1955-57	.181	NA-NA	105	16	19	1	2	0	5	0-NA
Brown, Joe	1954	.250	13-NA	28	4	7	0	0	1	5	2-NA
Brown, Mike	1979,80	.000	36-NA	1	1	0	0	0	0	0	0-0
Browning, Skip	1998	-----	13-11	0	0	0	0	0	0	0	0-0
Bryant, Russell	1970,71	.200	15-NA	15	1	3	1	0	0	0	0-NA
Bryant, Tim	1959,60	.257	36-NA	74	12	19	1	0	1	10	0-NA
Buffamoyer, Dave	1978,79	.317	85-NA	287	84	91	13	5	12	52	32-40
Bultmann, Kurt	1996-99	.321	249-241	953	233	306	82	4	43	214	13-20
Bunnell, David	2007	.234	29-14	47	7	11	3	0	0	6	0-0
Burg, Alex	2006,07	.202	72-26	129	17	26	6	0	1	17	2-2
Burgess, J.D.	2007,08	.225	93-61	209	34	47	7	1	1	21	2-3
Burnette, Bill	1961,62	.222	13-NA	9	4	2	0	0	1	2	0-NA
Burnette, Zack	1958-60	.240	NA-80	288	42	69	7	2	2	36	4-NA
Burnham, Gary	1994-97	.340	213-213	795	215	270	77	10	29	209	10-22
Caldwell, Dave	1975-77	.298	127-122	483	103	144	30	12	18	106	10-NA
Calitri, Mike	1998-00	.291	92-45	189	45	55	14	2	8	51	1-2
Campana, Jackson	2013	.333	4-0	3	0	1	1	0	0	1	0-0
Cantrell, Jim	1955	.000	5-NA	5	1	0	0	0	0	0	0-NA
Carraway, Doug	1965,66	.308	8-NA	13	2	4	1	0	0	0	0-NA
Carter, Chris	1992,93	.294	44-13	51	14	15	2	0	2	8	2-2
Casanova, Adrian	2005,06	.244	135-131	373	56	91	15	2	9	61	1-2
Casey, Greg	1963,64	.194	22-NA	36	3	7	1	0	0	3	0-NA
Castelli, Bill	1979,80	.282	70-NA	163	26	46	12	3	3	34	6-6
Caughman, Kevin	2010-12	.091	16-0	11	0	1	1	0	0	1	0-0
Chalk, Brad	2005-07	.356	177-167	599	139	213	26	6	0	49	32-40
Chapman, Tommy	1963-65	.275	44-NA	91	11	25	6	1	0	7	0-NA
Charpia, Bo	1999	-----	1-0	0	0	0	0	0	0	0	0-0
Charpia, Rusty	1986,88,89	.288	172-NA	548	122	158	28	6	7	81	25-32
Chastain, Billy	1988	.171	29-NA	41	7	7	1	0	2	8	0-0
Cleveland, Andrew	2012	.000	2-0	1	0	0	0	0	0	0	0-0
Cline, Steve	1973	.222	10-NA	18	3	4	0	1	0	3	0-NA
Cline, Ty	1959,60	.335	53-45	224	60	75	12	8	1	36	22-NA
Coder, Chad	2001,02	.280	96-65	275	61	77	20	2	6	36	21-24

Player	Year(s)	Avg	G-S	AB	R	H	2B	3B	HR	RBI	SB
Cohen, Earl	1966,67	.375	15-NA	8	1	3	1	0	0	2	0-NA
Coker, Butch	1957-59	.261	NA-70	261	29	68	4	5	2	44	1-NA
Coker, Roy	1954	.314	23-23	105	17	33	5	4	0	13	1-NA
Coleman, Jim	1955	.423	11-NA	26	7	11	1	0	1	4	2-NA
Colvin, Tyler	2004-06	.315	186-165	667	136	210	54	7	20	142	39-47
Compton, George	1955,56	.179	NA-NA	28	2	5	0	0	0	0	0-NA
Corbin, Ted	1992	.372	55-55	199	51	74	14	2	0	20	10-13
Cordileone, Lou	1959	.250	16-NA	48	10	12	1	0	2	10	3-NA
Cositore, Vince	1972	.000	1-NA	1	0	0	0	0	0	0	0-NA
Costigan, Joe	2011-13	.265	71-19	102	12	27	9	1	0	17	0-0
Couture, Mike	1987-90	.299	202-NA	616	159	184	36	7	32	151	85-107
Cowart, Lawton	1964-66	.287	75-NA	254	56	73	7	2	12	50	4-NA
Cox, Jay	2011	.182	8-0	11	0	2	1	0	0	2	0-0
Crews, Jerry	1956	.750	NA-NA	4	0	3	0	0	0	2	0-NA
Crocker, Barry	1954	.306	24-21	98	18	30	4	2	2	16	3-NA
Crosland, Ben	1954,55	.211	11-NA	19	5	4	2	0	0	4	0-NA
Crowley, Jim	1988-91	.328	247-NA	826	199	271	57	1	43	197	23-31
Currier, Steve	1985	-----	18-NA	0	0	0	0	0	0	0	0-1
Curtis, John	1968	.258	14-NA	31	5	8	0	1	1	5	1-NA
D'Alessio, Andy	2004-07	.309	253-239	853	169	264	51	3	59	217	11-17
Daniels, Fred	1990-92	.249	93-NA	189	41	47	10	2	0	30	7-11
Dantzier, Ellis	1964-66	.341	62-NA	220	40	75	11	6	5	44	8-NA
Davidson, Mark	1982	.336	59-58	223	58	75	16	2	8	50	18-18
Davis, Billy	1983	.241	33-23	83	12	20	5	1	0	11	4-7
Dawsey, Jason	1993-95	.259	143-71	139	33	36	5	1	1	14	3-3
DeBerry, Fred	1957-59	.287	NA-70	254	53	73	11	2	1	44	7-NA
DeBerry, Joe	1989-91	.336	188-170	655	152	220	35	6	35	159	15-21
DeMaino, L.J.	2002	.291	49-30	127	32	37	3	5	0	15	12-14
Demarest, Alan	1968-70	.273	38-NA	44	6	12	4	1	0	6	0-NA
Demmink, Herman	2003-06	.311	232-207	821	168	255	46	7	13	116	30-44
DeMoura, Eric	1994-97	.295	185-132	550	110	162	20	1	4	82	16-21
Dempsey, Bob	1959	.261	18-NA	46	10	12	2	1	1	10	1-NA
Diehl, Keith	1986	.333	13-NA	21	3	7	1	0	0	1	0-0
Dillon, Scott	1985,86	.306	124-123	447	85	137	24	3	8	78	25-31
Dinneen, John	1966,67	.150	20-NA	20	8	3	0	1	0	1	1-NA
Dixon, Eddie	1969,70	.284	60-NA	169	32	48	9	8	2	29	2-NA
Douglass, Jesse	1999	.000	7-0	7	0	0	0	0	0	0	0-0
Drake, Johnny	1956	.217	NA-NA	23	4	5	1	1	2	8	0-NA
DuBose, Scott	1979	.240	14-NA	25	4	6	1	0	1	4	2-2
Duffie, Will	1994-96	.283	177-131	491	92	139	28	4	10	92	3-5
Duggar, Steven	2013	.300	62-62	250	39	75	10	2	2	30	15-22
Dukes, Mike	1958	.000	NA-NA	1	0	0	0	0	0	0	0-NA
Dunlap, Gene	1966	.185	14-NA	27	6	5	1	0	1	8	1-NA
Dunster, Mike	2011-13	.273	45-7	55	10	15	3	0	0	8	0-0
Easterling, Jess	2003	.300	10-1	10	3	3	0	0	0	0	1-1
Eckert, Tony	1973-75	.266	86-80	289	33	77	14	1	8	43	4-NA
Edgeworth, Teak	1958	.000	NA-NA	3	0	0	0	0	0	0	0-NA
Ellis, Brian	1997-00	.297	190-162	583	152	173	41	3	7	117	19-25

INDIVIDUAL CAREER BATTING STATS (ACC ERA)


Player	Year(s)	Avg	G-S	AB	R	H	2B	3B	HR	RBI	SB
Ellisor, Dave	1961-63	.290	57-NA	221	50	64	7	5	2	28	19-NA
Embler, Jason	1994-97	.302	215-180	724	150	219	44	3	30	144	5-11
Eppe, Chris	2008-11	.260	213-160	596	140	155	22	5	18	97	41-54
Eskeu, Jerry	1968	.239	23-18	67	7	16	3	0	2	9	0-NA
Eubanks, Charlie	1959	1.000	2-NA	1	0	1	0	0	0	0	0-NA
Evans, Garrick	2002-04	.302	121-69	291	60	88	26	2	4	41	15-22
Everett, Brady	2003,04	.270	56-34	122	12	33	7	0	2	19	1-2
Eydenberg, Mike	1993,94	.291	100-77	296	45	86	25	4	2	55	5-8
Fahrney, Gary	1975,76	.273	47-NA	139	33	38	6	2	4	26	3-NA
Fairey, Burke	1985-88	.291	121-NA	244	56	71	20	5	4	38	8-13
Faw, Brian	1989	-----	20-NA	0	0	0	0	0	0	0	0-0
Felder, Brad	2012	.263	54-45	175	32	46	8	0	7	26	11-12
Ferguson, Jesse	2005	.154	44-5	52	6	8	1	0	0	5	1-1
Fish, Barry	1963	.200	19-NA	50	9	10	1	1	0	8	1-NA
Fisher, Jeff	1985	.000	15-NA	1	0	0	0	0	0	0	0-0
Fitzsimmons, Pat	1972-75	.261	116-NA	376	48	98	10	2	1	57	10-NA
Fletcher, Jake	2011	.000	4-0	3	0	0	0	0	0	0	0-0
Foley, Bill	1975-77	.302	118-NA	444	79	134	23	3	25	103	1-NA
Foster, Chuck	1990,91	.273	70-NA	143	37	39	7	0	2	14	4-5
Frank, Kyle	1999,01-03	.297	230-206	818	152	243	48	1	14	138	13-23
Frantz, Tim	1994,95	.154	29-0	26	4	4	0	0	0	2	0-0
Freeman, Mike	2008-10	.330	189-187	766	174	253	48	6	13	120	25-35
Freeman, Todd	1978	.217	20-NA	46	10	10	3	2	1	9	0-0
Frick, Talmadge	1962	.500	7-NA	2	2	1	0	0	0	0	0-NA
Fulton, Jay	1981-84	.181	146-NA	287	62	52	8	1	9	43	25-29
Gaddis, C.J.	2004	.000	22-3	16	6	0	0	0	0	2	3-4
Gaines, Roger	1954,55	.268	39-NA	149	10	40	8	0	0	23	4-NA
Gallagher, Glenn	1980,81	.298	107-104	386	67	115	16	1	15	65	10-13
Galloway, Paul	1993-96	.301	194-152	572	120	172	45	6	16	100	17-22
Gambrell, Sam	1957	.111	NA-NA	9	2	1	0	0	0	0	0-NA
Gardner, Jack	1958	1.000	NA-NA	1	0	1	0	0	0	1	0-NA
Garrison, Dave	1956	.277	NA-19	65	13	18	0	0	2	5	1-NA
Gerhardt, Rusty	1969-72	.265	70-NA	147	14	39	4	2	3	23	2-NA
Gibson, Maleeke	2013	.227	40-26	110	20	25	3	0	0	16	8-9
Gibson, Nelson	1966-68	.318	45-NA	66	13	21	1	0	0	12	2-NA
Gilbert, Jeff	1981-83	.000	43-NA	1	0	0	0	0	0	0	0-0
Giles, Bob	1956	.429	NA-NA	7	1	3	0	0	0	0	0-NA
Graham, Lindsay	1970-73	.110	48-NA	73	6	8	1	0	0	3	0-NA
Green, Steve	1985,86	.248	57-NA	153	30	38	7	0	5	17	4-6
Green, Zane	2001-04	.273	197-95	414	92	113	24	2	6	57	11-15
Greene, Khalil	1999-02	.377	272-271	1069	265	403	95	7	52	276	55-67
Grove, Trent	1980	.222	16-NA	27	4	6	1	0	0	4	0-0
Guin, Greg	1979-91	.309	154-149	547	106	169	42	2	14	120	15-20
Hackie, Trent	1991-93	.261	66-30	157	21	41	5	1	0	20	3-5
Hall, Ben	2005,06	.266	78-11	109	15	29	7	1	3	18	1-4
Hamilton, Lin	1971-74	.294	131-124	435	75	128	19	6	10	72	7-NA
Hampton, Mike	1993,94	.341	121-106	417	113	142	34	6	14	92	42-52
Harbeson, Gene	1961-63	.254	64-NA	213	35	54	9	0	9	28	4-NA
Harbin, Taylor	2005-07	.320	194-193	781	160	250	67	7	30	172	31-39
Harris, Jason	1998,99	.347	128-128	475	132	165	37	2	19	125	31-38
Harrison, Robert	1955	.381	9-NA	21	2	8	1	0	0	1	0-NA
Harvey, Kris	2003-05	.335	151-129	487	107	163	28	0	35	122	5-10
Hawkins, Heyward	1962	.000	1-NA	1	0	0	0	0	0	0	0-NA
Hawkins, Ty	1987	.333	15-NA	21	2	7	2	0	0	3	0-0
Haynes, Richard	1971-74	.275	142-133	502	88	138	23	4	13	75	6-NA
Heffernan, Bert	1985-88	.337	259-253	993	285	335	63	14	27	195	54-71
Helms, Garry	1965,67	.343	41-NA	143	22	49	6	3	2	26	2-NA
Hendley, Bailey	1958-60	.333	NA-62	279	71	93	15	4	5	42	9-NA
Hendricks, Pete	1970-72	.248	47-NA	165	20	41	2	2	0	16	3-NA
Henrie, Matt	2001	.000	18-10	1	0	0	0	0	0	0	0-0
Hester, Ricky	1982,83	.314	95-77	303	61	95	14	8	5	49	20-25
Hinson, John	2008,10,11	.329	166-142	583	132	192	21	5	27	127	53-65
Hoffman, Doug	1957-59	.247	NA-80	279	65	69	8	8	8	47	17-NA
Hogan, Doug	2005-08	.295	168-124	509	83	150	33	6	25	104	19-32
Hogan, Patrick	2001	.000	16-1	1	0	0	0	0	0	0	0-0
Holland, Eddie	1968-70	.242	103-NA	293	51	71	12	3	6	40	3-NA
Holloway, Tito	1998	.500	8-0	4	0	2	0	0	0	0	0-0
Holstad, Brian	1997-00	.264	197-136	478	113	126	16	3	3	64	31-40
Hoover, Alan	1976-78	.256	94-NA	293	49	75	24	1	6	41	3-NA
Horne, Todd	1982	.304	16-NA	23	5	7	0	0	0	6	0-0
Hourigan, Jeff	2002,03	.270	107-79	307	36	83	14	0	8	47	1-1
Howard, Mo	1971	.000	1-NA	1	0	0	0	0	0	0	0-NA
Hub, Ryan	2000,02-04	.230	128-59	230	44	53	8	2	6	35	5-9
Hubbard, Bob	1957	.157	NA-16	51	7	8	0	0	0	2	0-NA
Hudgins, Tom	1968-70	.083	34-NA	36	3	3	0	0	0	3	0-NA
Huggins, Elmer	1960	.038	15-NA	26	1	1	0	0	0	1	0-NA
Huggins, Mark	1982,84	.163	24-NA	43	5	7	2	0	0	6	3-3
Hughes, Jerald	1972	.143	18-NA	7	4	1	1	0	0	2	1-NA
Humphrey, Andre	1994	.164	32-20	67	13	11	2	1	0	2	1-3
Humphries, Leonard	1954-56	.185	NA-NA	54	6	10	0	0	1	5	0-NA
Hyde, Justin	1998	.348	27-9	46	7	16	7	1	2	12	1-1
Ing, Charlie	1972-74	.277	85-NA	296	46	82	17	5	3	28	13-NA
Ingram, John	2004-06	.234	75-28	128	18	30	6	0	4	21	2-3
Jackson, Steven	2004	.000	22-3	1	0	0	0	0	0	0	0-0
Jackson, Tony	1963-65	.283	57-NA	145	27	41	12	3	1	13	1-NA
James, Bill	1966-68	.189	34-NA	37	6	7	0	0	1	6	0-NA
Jasensky, Joe	1981	.156	19-NA	45	6	7	1	1	0	3	2-2
Jay, John	1984-87	.307	147-NA	345	66	106	21	0	21	77	1-5



MIKE MAHONEY BATTED .296 IN 109 CAREER GAMES FROM 1973-81.

Player	Year(s)	Avg	G-S	AB	R	H	2B	3B	HR	RBI	SB
Johnson, Addison	2007,09-11	.253	185-117	471	79	119	16	7	5	52	27-33
Johnson, Johnny	1968,70	.185	48-NA	130	19	24	5	0	4	17	2-NA
Johnson, Laval	1967-69	.157	84-NA	89	40	14	6	2	0	13	6-NA
Johnson, Michael	2000-03	.344	235-219	800	201	275	52	4	58	213	25-31
Jones, Johnny	1962,63	.379	50-47	182	50	69	7	4	11	49	5-NA
Jordan, Whitey	1956	.000	NA-NA	11	2	0	0	0	0	0	0-NA
Kaltenbach, Leo	1955	.200	7-NA	15	3	3	2	1	0	3	0-NA
Kane, Jeff	1998,99	.269	28-0	26	5	7	1	0	1	4	0-0
Kelley, Steve	1971	.500	5-NA	2	3	1	0	0	1	2	0-NA
Kennedy, Shane	2013	.317	62-62	218	47	69	5	4	5	35	22-27
Keppen, Jeff	1994	.000	17-2	1	0	0	0	0	0	0	0-0
Key, Jimmy	1980-82	.325	153-117	465	113	151	32	2	10	86	11-16
Khoury, Pete	1976,77	.203	66-NA	212	25	43	7	1	1	22	5-NA
Kieboom, Spencer	2010-12	.265	141-120	431	57	114	22	0	4	74	0-0
Kingsmore, Doug	1954	.371	24-24	89	25	33	3	0	10	27	8-NA
Klosterman, Ryan	2001	.071	17-0	14	2	1	1	0	0	2	0-0
Kowitz, Brian	1988-90	.319	194-178	699	178	223	53	11	9	124	76-90
Kreiger, Ray	1982	.370	18-NA	27	11	10	1	1	0	5	1-1
Krieger, Tyler	2013	.257	62-62	218	28	56	10	1	0	27	9-15
Kuester, Steve	1968-70	.213	83-NA	235	33	50	7	2	7	32	2
LaBella, Barney	1973-75	.200	24-NA	40	3	8	2	1	0	5	0-NA
Lakey, Ed	1958	.154	NA-NA	26	6	4	1	0	1	3	0-NA
Lam, Elmo	1961-63	.296	74-72	301	73	89	17	3	8	52	11-NA
Lamb, Will	2009-11	.316	138-112	456	96	144	20	6	7	81	31-36
Landers, Bill	1955	.190	9-NA	21	6	4	0	0	1	2	0-NA
Lawrimore, Wayne	1973	.000	4-NA	2	0	0	0	0	0	0	0-NA
LeCroy, Bradley	1997-00	.266	173-97	395	83	105	23	1	4	67	16-21
LeCroy, Matthew	1995-97	.336	199-199	736	178	247	48	1	53	208	8-15
Ledford, Randy	1972	.125	4-NA	8	0	1	0	0	0	0	0-NA
Lee, Alex	2007,08	.265	85-32	132	22	35	4	2	0	14	3-6
Lee, Larry	1973	.000	8-NA	11	0	0	0	0	0	1	0-NA
Leggett, Tanner	2005,06	.231	30-1	26	4	6	0	0	1	3	0-0
Lemaster, Dave	1980-83	.261	181-NA	560	91	146	26	8	16	75	33-36
Livingston, Doug	1995,96	.298	126-124	483	129	144	30	2	12	77	36-41
Lockhart, Mike	1989,91,92	.296	144-NA	406	80	120	27	4	6	93	11-12
Lodgek, Ed	1966,67	.100	11-NA	10	1	1	0	0	0	0	0-NA
Lomax, Nicky	1961-63	.287	70-60	230	58	66	7	2	12	47	1-NA
Lowder, Clayton	1958-60	.212	NA-NA	52	7	11	2	0	0	6	0-NA
Lowell, Bob	1964,65,67	.214	19-NA	14	0	3	0	0	0	1	0-NA
Lowery, Phillip	1986	.000	21-NA	0	0	0	0	0	0	0	0-0
Lynn, Dave	1958,60,61	.350	NA-NA	163	42	57	7	2	15	54	2-NA
Lyon, Tommy	1962,63	.364	28-NA	55	4	20	1	1	0	4	0-NA
Macrina, Eric	1988-91	.308	201-NA	647	148	199	40	6	51	192	8-12
Mahoney, Collin	2002-04	.238	97-47	185	31	44	12	0	6	34	0-1
Mahoney, Mike	1973-75,81	.296	109-NA	365	79	108	24	5	4	48	18-NA
Mallon, Tom	-----	-----	16-NA	0	1	0	0	0	0	0	0-0
Marisca, Charlie	1969	.100	4-NA	10	2	1	1	0	0	2	1-NA
Markley, Jim	1960	.000	1-NA	1	0	0	0	0	0	0	0-NA
Marsella, Ben	1963,64	.264	45-NA	140	30	37	5	3	6	32	4-NA

INDIVIDUAL CAREER BATTING STATS (ACC ERA)



**KYLE PARKER (2008-10)
TOTALED 46 HOMERS
AND 166 RBIs IN ONLY
THREE SEASONS.**

Player	Year(s)	Avg	G-S	AB	R	H	2B	3B	HR	RBI	SB
Marsh, Bill	1957	.111	NA-NA	18	3	2	0	0	0	1	0-NA
Martin, Lynn	1983	-----	24-NA	0	0	0	0	0	0	0	0-0
Masone, Tony	1977-79	.330	112-NA	415	83	137	29	7	22	114	19-NA
Mazey, Randy	1985-88	.331	216-NA	650	170	215	40	6	20	121	65-76
McCall, Jack	1964-66	.317	84-84	322	83	102	20	3	17	70	14-NA
McCall, Mike	1967	.237	36-36	139	28	33	8	1	1	11	5-NA
McCann, Brad	2003,04	.363	123-123	504	108	183	41	1	25	132	8-14
McCleon, Dexter	1993,94	.259	98-80	282	54	73	7	5	0	38	16-22
McCollom, Jim	1982-85	.343	226-221	830	203	285	56	12	52	218	20-26
McCray, Ontrell	1996-97	.227	90-50	181	34	41	7	0	2	21	10-11
McDaniel, Mark	1975,76	.208	44-NA	72	17	15	1	1	0	5	7-NA
McDaniel, Tommy	1969	.375	11-NA	16	4	6	1	0	1	2	0-NA
McDonald, Leon	1957,58	.300	NA-NA	20	2	6	3	0	0	3	0-NA
McGibbon, Jon	2011-13	.269	160-126	484	70	130	17	1	6	84	8-10
McMillon, Billy	1991-93	.381	154-143	527	173	201	55	8	19	105	29-45
Meekins, Larry	1975	.000	14-NA	1	0	0	0	0	0	0	0-NA
Melzer, Scott	1991-93	.246	46-2	65	17	16	1	1	0	9	3-3
Meredith, Doc	1975	.258	14-NA	31	4	8	3	0	0	5	0-NA
Milchin, Mike	1987-89	.319	187-181	680	149	217	51	7	25	169	8-13
Miller, Brad	2009-11	.339	191-189	685	173	232	36	8	16	135	46-58
Miller, David	1993-95	.335	183-157	644	143	216	30	15	10	149	51-64
Miller, Jeff	1990-93	.275	218-NA	738	149	203	49	15	19	139	16-27
Miller, Seth	2001,02	.317	62-30	120	23	38	6	0	0	9	3-4
Mitchell, D.J.	2006-08	.241	100-52	220	40	53	8	0	2	24	17-23
Monahan, Shane	1993-95	.394	207-207	856	235	337	60	21	32	169	61-80
Monin, Andy	1991-94	.299	170-111	445	74	133	26	2	8	92	3-6
Montjot, Dave	1969	.500	3-NA	2	0	1	0	0	0	0	0-NA
Moore, Ronnie	1964,65	.212	42-36	132	31	28	3	0	5	21	0-NA
Mork, Hobey	1993,94	.226	59-43	133	28	30	6	0	1	14	0-3
Morris, Bobby	1954	.238	22-21	80	17	19	2	2	3	8	1-NA
Morris, Jeff	1990-93	.313	196-NA	524	120	164	19	7	2	72	15-24
Morris, Tim	2007	.059	13-2	17	2	1	0	0	0	0	0-0
Morris, Wyman	1954	.205	24-24	88	17	18	2	1	7	20	10-NA
Mounce, Richard	2009	.238	26-7	42	1	10	4	0	1	8	0-0
Munroe, Buddy	2007	.167	5-1	6	0	1	0	0	0	0	0-0
Murray, Ken	1971	1.000	2-NA	1	0	1	0	0	0	0	0-NA
Myers, Doby	1956	.277	NA-17	47	8	13	1	0	0	2	0-NA
Myers, Pete	1965-67	.240	54-NA	100	9	24	3	0	1	28	0-NA
Nester, John	2008-10	.274	139-94	350	51	96	20	0	10	62	4-6
Nilsson, Steve	1976-78	.270	142-137	507	131	137	17	7	6	63	46-NA
Nixon, Buddy	1962,64	.315	51-51	184	43	58	12	6	9	50	0-NA
Norris, Bobby	1958,59	.135	NA-NA	37	8	5	0	0	0	4	0-NA
Northrup, Kevin	1989-92	.338	219-NA	742	186	251	55	11	22	150	83-94
Nystrom, Peter	1998	.309	48-45	152	47	11	2	6	42	2-2	
Oakley, Frank	1962,63	.150	15-NA	20	5	3	1	0	0	8	0-NA
O'Dell, Billy	1954	.214	14-NA	28	3	6	2	1	0	3	1-NA
Odle, Dennis	1971	.000	5-NA	3	0	0	0	0	0	0	0-NA
Ogburn, Mac	1962	.105	10-NA	19	1	2	1	0	0	1	0-NA
Olson, Dave	1961,62	.222	21-NA	27	3	6	0	0	0	2	0-NA

Player	Year(s)	Avg	G-S	AB	R	H	2B	3B	HR	RBI	SB
O'Quinn, Jim	1955,56	.289	NA-34	114	15	33	5	1	5	25	0-NA
Owens, Jimmy	1964	.333	8-NA	6	2	2	0	0	0	1	2-NA
Owens, Randy	1973	.000	11-NA	10	0	0	0	0	0	0	0-NA
Pack, Tommy	1964,66	.318	55-48	195	35	62	11	2	5	41	6-NA
Padgett, Matt	1996-98	.318	167-142	569	123	181	30	3	28	137	7-13
Parker, Kyle	2008-10	.302	187-182	689	177	208	34	1	46	166	12-15
Parker, Tim	1988	----	15-NA	0	1	0	0	0	0	0	0-0
Parmer, Bill	1965-67	.286	45-NA	91	16	26	7	1	1	14	0-NA
Parsons, Jeff	1997	-----	22-4	0	0	0	0	0	0	0	0-0
Pasqualini, Charlie	1959-61	.273	21-NA	11	3	3	0	0	1	3	0-NA
Patrick, Mike	1978	.250	13-NA	8	1	2	0	0	0	1	0-0
Patterson, Choppy	1960	.255	14-13	47	2	12	2	1	0	0	1-NA
Patterson, Gary	1960	.250	1-NA	4	1	1	0	0	0	0	0-NA
Paulling, Bob	1981,83,84	.339	147-137	561	94	190	27	3	18	139	4-6
Paulsen, Ben	2007-09	.318	182-170	663	129	211	45	5	31	130	4-5
Pavilack, Harry	1960,61	.270	27-NA	89	26	24	3	2	1	15	4-NA
Pawlowski, John	1983	-----	16-NA	0	0	0	0	0	0	0	0-0
Peltz, Pete	1977,78	.333	103-100	339	82	113	24	5	11	78	32-NA
Penale, Joe	1970	----	1-NA	0	0	0	0	0	0	0	0-NA
Phillips, Chad	1990-93	.311	168-82	302	51	94	19	3	4	48	10-12
Pierce, Gene	2001,03-05	.333	59-1	24	5	8	1	0	2	5	0-0
Poe, Sam	1959,60	.346	32-NA	52	6	18	3	0	2	11	0-NA
Pohl, Phil	2009-12	.286	198-157	616	94	176	44	1	15	113	7-13
Polk, Riley	1983,84	.275	29-NA	40	7	11	1	0	0	7	1-2
Powers, Scott	1981,83,84	.269	153-145	528	105	142	16	9	17	80	13-19
Pritchard, Daniel	2003-05	.138	53-0	29	9	4	0	0	0	3	1-2
Prophet, Bill	1970-73	.253	114-NA	376	55	95	11	7	3	39	6-NA
Proto, Mike	2001	----	4-0	0	0	0	0	0	0	0	0-0
Pulaski, Mike	1973,74	.279	76-71	287	45	80	16	4	2	34	3-NA
Pumphrey, Ed	1963,64	.200	11-NA	15	2	3	0	0	0	2	0-NA
Pyzik, Steve	2000-03	.249	168-112	389	60	97	20	1	1	57	3-6
Quintrell, Randy	1977	.000	13-NA	1	0	0	0	0	0	0	0-NA
Reader, D.J.	2013	.000	7-0	3	1	0	0	0	0	0	0-0
Reames, Joe Don	1999	.200	17-3	15	2	3	0	0	0	0	0-1
Redding, Grant	2000	.200	15-0	5	1	1	1	0	0	0	0-0
Reed, Matt	2013	.500	6-2	4	0	2	1	0	0	2	0-0
Reese, Gerald	1960	.273	20-NA	44	11	12	2	1	2	7	1-NA
Rescorla, Skip	1968	.286	6-NA	14	2	4	0	0	0	2	0-NA
Rhodes, Rusty	1995,96	.310	77-39	155	28	48	4	1	0	25	5-6
Ricketts, Art	1961	.246	22-14	65	20	16	1	0	0	6	2-NA
Riddell, Jimmy	1971	.000	1-NA	1	0	0	0	0	0	0	0-NA
Rigsby, Tim	1988-90	.301	125-NA	405	87	122	22	10	12	90	32-40
Riley, Ryan	2000,01	.294	117-110	408	95	120	17	9	7	68	22-31
Roach, Doug	1971	.214	5-NA	14	0	3	2	0	0	1	0-NA
Roberson, Craig	1980-83	.305	193-NA	637	122	194	43	0	24	142	16-23
Robinson, Jerome	1995,96	.288	124-116	420	68	121	17	6	8	70	4-13
Roller, Jimmy	1959-61	.322	39-NA	59	10	19	0	1	1	10	0-NA
Roper, Doug	1996-99	.246	124-84	280	60	69	7	3	2	44	21-25
Rowland, Joey	1986,87	.259	31-NA	27	5	7	2	0	1	5	0-0
Russ, Frank	1979-83	.293	205-NA	757	163	222	51	2	14	123	59-74
Russell, Don	1968-70	.270	133-125	415	102	112	13	18	14	75	19-NA
Ryan, Lanny	1960,62	.325	33-NA	83	16	27	5	1	5	15	1-NA
Sampson, Pete	1974	-----	1-NA	0	0	0	0	0	0	0	0-NA
Sanders, Matt	2008,09	.296	95-64	250	34	74	14	0	5	38	2-2
Sanders, Smiley	1971-74	.262	114-NA	416	88	109	20	2	21	80	3-NA
Santangelo, Lou	2004	.300	64-64	253	50	76	15	2	18	62	7-8
Santivasci, Jerome	1988	.000	23-NA	2	0	0	0	0	0	0	0-0
Sargent, Dick	1963,64	.367	22-NA	30	12	11	2	1	0	5	0-NA
Sasser, David	1974	.200	3-NA	5	0	1	0	0	0	1	1-NA
Satterfield, Shawn	1992,93	.289	105-79	308	57	89	17	9	5	57	15-20
Savas, Paul	1982,83	.108	23-NA	37	0	4	3	0	0	6	0-0
Schaus, Jeff	2008-11	.320	258-256	973	213	311	61	6	31	211	32-49
Schmidt, Jarrod	2000-02	.284	181-159	617	109	175	32	3	32	131	12-13
Schroeder, Bill	1977-79	.300	131-121	454	98	136	23	3	22	93	29-NA
Schroeder, Bryan	1994-97	.241	96-12	83	24	20	2	3	2	8	1-5
Seel, George	1956	.269	NA-NA	26	5	7	0	0	1	4	0-NA
Seibert, Kurt	1974-76	.328	115-114	408	113	134	16	6	2	39	38-NA
Severs, Johnny	1969-71	.276	129-101	373	93	103	10	14	2	44	36-NA
Sexton, Jay	1980,81	.252	68-NA	107	27	27	6	1	0	8	19-21
Shaffer, Richie	2010-12	.325	174-170	612	156	199	47	4	30	137	18-21
Sharma, Howard	1964,67	.191	43-NA	89	15	17	4	1	3	17	0-NA
Shaver, Tommy	1963	.294	21-NA	34	8	10	0	1	0	1	2-NA
Sheaffer, Danny	1980	.213	31-NA	80	9	17	2	2	0	4	2-3
Shealy, Don	1955-57	.292	NA-NA	154	29	45	8	2	3	30	3-NA
Shealy, Lonnie	1954,55	.358	27-NA	81	16	29	4	0	2	10	1-NA
Sheriff, Glenn	1956	.333	NA-NA	42	4	14	0	0	2	6	0-NA
Shumake, Brooks	1982-84	.284	155-140	585	154	166	29	4	22	88	71-84
Siepe, Jeff	1970,71	.300	33-NA	50	5	10	0	1	0	5	4-NA
Simons, Neil	1977-80	.335	215-213	805	195	270	41	14	23	164	44-NA
Singleton, Justin	1998-00	.292	152-98	383	85	112	22	4	6	82	20-26
Sipp, Tony	2004	.280	62-51	211	48	59	13	4	1	23	20-24
Slaton, Tyler	2012,13	.244	106-62	213	33	52	5	1	0	20	12-15
Slevin, David	2002,03	.306	115-104	395	74	121	18	2	5	52	7-14
Smith, Brodie	1994	.216	22-7	37	3	8	2	0	0	3	0-1
Smith, Bryan	1981,82	.259	81-NA	255	56	66	14	3	4	48	3-4
Smith, Buster	1967-69	.244	82-NA	287	36	70	9	0	6	44	4-NA
Smith, Dale	1963-65	.225	30-NA	40	5	9	0	0	0	5	0-NA
Smith, Jameson	2006	.125	15-2	16	0	2	0	0	0	0	0-0

INDIVIDUAL CAREER BATTING STATS (ACC ERA)

Player	Year(s)	Avg	G-S	AB	R	H	2B	3B	HR	RBI	SB
Smith, Joe	1955	.308	14-13	52	8	16	2	0	1	6	0-NA
Smith, Jon	2000-02	.267	31-2	30	7	8	3	0	1	6	0-0
Smith, Marquez	2006-07	.315	130-127	473	107	149	33	3	23	104	11-15
Smith, Tad	1990-91	.250	37-NA	60	12	15	1	1	1	6	0-0
Smith, Tommy	1985	.253	31-NA	87	12	22	5	1	2	12	1-1
Sokohl, Jack	1969	.000	3-NA	2	0	0	0	0	0	0	0-NA
Spears, Derek	1982-84,85	.279	100-NA	165	48	46	4	0	0	11	30-36
Spiers, Bill	1985-87	.325	173-167	681	169	221	34	17	17	119	60-68
Spiers, Bud	1956-58	.254	NA-67	256	44	65	7	3	7	44	4-NA
Spiers, Michael	1988-91	.301	184-NA	522	128	157	31	1	16	110	32-38
Springs, Ashley	1996	.200	8-0	5	0	1	0	0	0	1	0-0
Sprouse, Dave	1959-61	.238	26-NA	21	3	5	1	0	0	2	0-NA
Squires, Bob	1984	.145	24-NA	62	7	9	1	0	1	12	0-0
Stanley, Henri	1997-00	.293	231-170	666	191	195	39	8	17	122	57-64
Stanley, John	1969	.214	8-NA	14	4	3	0	1	0	4	0-NA
Steele, Bill	1987	.346	53-NA	104	22	36	8	0	4	30	4-5
Stefan, Todd	1988-91	.288	211-NA	624	140	180	33	9	5	95	45-54
Stidham, Ryan	1991	.222	13-1	18	7	4	0	0	1	1	0-0
Stolz, Jason	2009-12	.278	218-190	654	105	182	31	0	10	88	24-34
Stombaugh, Skip	1971,73	.000	7-NA	8	2	0	0	0	0	1	0-NA
Stone, Casey	1998-01	.337	225-170	736	168	248	35	6	3	131	59-71
Storrier, Travis	2004-06	.329	171-170	624	124	205	38	5	22	121	7-10
Stowe, Harold	1957-59	.212	NA-NA	99	8	21	4	1	0	4	0-NA
Strickland, David	1981	.219	11-NA	32	5	7	0	1	0	3	1-1
Stryhas, Paul	1998	.355	22-7	31	6	11	5	0	0	11	0-0
Suggs, Dick	1959	.205	29-23	78	17	16	3	2	1	7	5-NA
Surber, Jon	2011	.250	4-0	4	1	1	0	0	0	0	0-0
Sutton, George	1964-66	.279	84-81	305	64	85	8	5	20	73	1-NA
Swanner, Jamie	1983	.289	45-38	135	15	39	6	0	0	21	0-3
Swetenburg, Dick	1954-56	.222	NA-56	167	39	37	3	3	4	22	5-NA
Taulbee, Andy	1993	.000	31-9	3	0	0	0	0	0	0	0-0
Taylor, Joe	1992,93	.294	117-112	394	79	116	16	4	2	55	22-26
Taylor, Joey	1961,62	.359	38-33	117	35	42	10	2	5	28	1-NA
Templeton, Jim	1955	.000	4-NA	3	0	0	0	0	0	0	0-NA
Terrill, Brett	1974,75	.239	59-NA	201	45	48	12	1	4	39	8-NA
Teufel, Tim	1979,80	.367	101-98	365	102	134	30	4	24	116	26-29
Theiling, Ron	1976	.000	8-NA	13	0	0	0	0	0	0	0-NA
Thompson, Tommy	1985,86	.296	107-95	389	59	115	22	5	5	78	8-16
Threadgill, Henry	1986-89	.314	217-NA	722	153	227	38	12	8	136	85-102
Toth, Bill	1955,56	.167	NA-NA	12	0	2	0	0	0	0	0-NA
Trado, Bill	1956	.111	NA-NA	9	1	1	0	0	0	0	0-NA
Triller, Mike	2013	.333	23-6	27	3	9	3	0	0	7	2-3
Tripp, David	1988,89	.217	60-NA	46	9	10	2	1	0	4	4-5
Triplett, Russell	2001-04	.312	222-178	698	132	218	43	1	11	98	17-29
Tucker, Steve	1973-76	.317	131-NA	502	102	159	38	9	12	102	19-NA
Urrico, Anthony	2001	-----	9-0	0	0	0	0	0	0	0	0-0
Valiente, Roberto	2002,03	.271	82-50	221	35	60	11	2	1	28	2-5
Van Dyke, Steve	1980-83	.213	135-NA	263	40	56	9	0	1	30	5-6
Van Volkenburg, Dave	1969-72	.224	101-NA	259	39	58	4	10	6	48	8-NA
Veronee, Jack	1961	.345	18-13	58	9	20	3	0	1	19	0-NA
Vessell, Jeff	1997-99	.150	31-0	20	2	3	1	0	0	2	0-0
Vincent, Damon	1961-63	.258	45-NA	93	16	24	3	1	6	17	1-NA
Waldrop, Kenny	1966	.250	7-NA	4	3	1	0	0	0	0	1-NA
Walling, Denny	1975	.421	38-38	140	46	59	9	3	13	60	11-NA
Ward, Adam	2007-09	.286	23-1	14	2	4	0	0	0	1	0-0
Ward, Mike	1969,70	.248	54-NA	133	26	33	4	0	2	21	5-NA
Ward, Ryan	1995,96	.000	29-0	15	2	0	0	0	0	2	0-0
Waters, Keith	1966-68	.270	101-97	382	67	103	8	6	4	49	21-NA
Watson, Charlie	1965-67	.293	56-NA	99	15	29	5	4	0	21	0-NA
Watson, Reed	1966,68	.125	18-NA	40	8	5	1	0	0	4	0-NA
Weeks, Calvin	1969-72	.277	158-NA	571	88	158	25	7	11	84	8-NA
Weems, Billy	1977-80	.315	194-179	674	157	212	31	13	13	110	68-NA
Weisman, John	1968	.000	2-NA	2	1	0	0	0	0	1	0-NA
West, Mike	1972	.273	7-NA	11	3	3	1	0	0	0	0-NA
Whitaker, Oliver	1987	.000	21-NA	1	0	0	0	0	0	0	0-0
White, Craig	1969-71,73	.329	156-143	559	109	184	36	12	27	127	8-NA
Whitfield, Larry	1967	.250	6-NA	4	0	1	0	0	0	0	0-NA
Whitfield, Mike	1968,69	.000	16-NA	10	1	0	0	0	0	0	0-NA
Widmann, Stan	2005-09	.284	194-191	701	110	199	30	5	8	90	39-42
Wilkinson, Steve	2011-13	.281	160-129	537	98	151	29	5	5	73	21-29
Williams, David	2005	.184	33-9	49	8	9	4	0	0	2	2-2
Williams, Keith	1991-93	.332	160-131	557	113	185	40	5	35	166	12-22
Williams, Ray	1984-87	.286	200-178	590	141	169	28	13	34	133	70-78
Williams, Russ	1969	.400	15-NA	15	4	6	1	0	0	5	1-NA
Williams, Steve	1984-87	.309	177-NA	482	107	149	22	9	11	94	28-39
Wilson, Larry	1956-58	.226	NA-52	195	18	44	7	2	1	28	0-NA
Wilson, Mitch	1981-84	.254	115-NA	224	45	57	8	1	4	37	7-10
Wilson, Rick	1971,72	.154	18-NA	39	3	6	3	0	0	2	0-NA
Wingo, Billy	1974-77	.296	152-NA	510	114	151	18	7	5	90	41-NA
Wisniewski, Gene	1977,78	.272	53-NA	125	18	34	3	0	0	22	4-NA
Wood, Matt	1997	.000	1-0	1	0	0	0	0	0	0	0-0
Wrenn, David	1963,65	.308	17-NA	13	2	4	0	0	0	3	0-NA
Yeargin, Ray	1956	.000	NA-NA	1	4	0	0	0	0	0	0-NA
Young, Rick	1969,70	.280	56-NA	168	32	47	10	1	5	28	2-NA
Youngman, Steve	1978,79	.225	62-NA	169	31	38	6	1	4	17	6-8
Zupa, Ron	1966-68	.242	96-NA	306	43	74	17	4	5	40	3-NA

NA - not available; Note: Stats from 1954-13; year(s) denote(s) season(s) player played at a position, not necessarily every season he played in a game at Clemson; returning players in **bold**.

STEVE WILKERSON IS HITTING .281
WITH 151 HITS AND 21 STEALS IN
160 CAREER GAMES FROM 2011-13.



INDIVIDUAL CAREER PITCHING STATS (ACC ERA)

Player	Year(s)	ERA	W-L	G-S	SV	IP	H	R	ER	BB	SO
Abbott, Gus	1958	9.00	0-0	1-0	NA	1.0	2	2	1	2	0
Adams, Brian	1997-99	5.57	11-9	57-20	1	176.0	201	126	109	84	128
Adams, Darren	1998	3.52	0-0	7-0	0	7.2	7	3	3	1	9
Adams, Mark	1971-73	5.16	3-5	19-11	NA	66.1	60	50	38	57	55
Additon, Matt	1997-00	5.16	19-8	98-5	8	198.2	215	138	114	95	186
Allen, Chris	2006	0.00	0-0	1-0	0	1.0	0	0	0	0	0
Anderson, Alan	1969	6.00	1-0	3-1	NA	6.0	5	4	4	6	2
Anderson, Chris	1981	9.64	0-1	4-1	0	4.2	8	7	5	5	0
Andrews, Patrick	2012,13	4.03	3-4	43-1	2	67.0	59	37	30	25	50
Angel, Jason	1990-92	3.00	25-6	48-34	0	228.0	195	97	76	90	156
Armour, Alan	1979,81	4.05	3-4	15-0	0	26.2	28	15	12	16	12
Bailey, Kyle	2012	0.00	0-0	2-0	0	1.0	2	0	0	1	1
Baker, Jimmy	1970,72-74	5.07	2-5	29-2	NA	60.1	63	49	34	39	36
Baldwin, Chuck	1986,87	2.61	4-3	22-0	6	38.0	34	14	11	11	26
Barnes, Brian	1986-89	2.97	44-10	78-65	3	475.1	379	220	157	250	513
Bates, Clay	2012,13	5.30	1-0	19-0	0	18.2	22	13	11	8	7
Bendinelli, Chad	2000,02	6.75	0-0	13-0	0	13.1	13	10	10	9	4
Bennett, James	1996	9.00	0-0	1-0	0	1.0	0	1	1	1	0
Benson, Kris	1994-96	2.90	29-8	50-47	1	319.2	268	139	103	79	356
Berken, Jason	2003,04,06	3.04	18-6	47-36	0	186.2	171	88	63	77	156
Berney, Scott	2000	3.39	9-4	17-17	0	106.1	96	42	40	25	59
Bevis, Jay	1969-72	2.13	13-9	69-2	20	147.2	102	44	35	57	98
Biegert, Mark	1986	9.00	0-0	3-0	0	2.0	1	2	2	2	0
Bigwood, Dave	1973	3.77	2-2	14-1	0	28.2	29	16	12	11	17
Boettcher, Donny	1970	1.40	1-1	6-3	NA	19.1	15	4	3	14	5
Bond, William	2007,08	4.50	0-0	7-0	0	6.0	10	5	3	2	7
Bonekat, Bill	1967-69	3.20	5-3	20-5	NA	59.0	59	32	21	30	46
Boozar, Thomas	1999-02	5.50	10-4	88-9	4	145.2	180	101	89	59	98
Botkin, Alan	1986-89	4.33	23-11	57-43	0	257.2	258	161	124	162	197
Boyer, John	1989	2.45	0-0	7-0	0	7.1	10	4	2	4	4
Bradford, Eric	1990-92	3.15	10-4	65-0	4	97.0	88	36	34	31	86
Bradford, Jeff	1971-74	3.25	6-5	30-15	NA	110.2	92	61	40	58	82
Bradley, Len	1979,80	3.34	12-3	43-14	12	164.1	133	78	61	81	146
Brady, Kevin	2009-12	3.27	4-3	50-19	1	135.0	129	57	49	38	148
Briley, Paxton	1990-92	3.24	15-4	44-20	1	180.1	168	76	65	58	135
Brizek, Seth	1993,95	10.13	0-0	6-0	0	8.0	13	9	9	5	8
Brown, Mike	1978-80	3.25	23-9	48-40	1	257.1	221	124	93	96	178
Browning, Skip	1997-99	5.18	11-8	43-25	0	147.2	165	112	85	72	118
Bryant, Russell	1970,71	5.61	1-0	15-4	NA	43.1	57	37	27	22	22
Burnett, John	1985,86	5.44	2-2	38-0	5	51.1	50	33	31	44	33
Burnette, Bill	1961,62	3.18	3-0	12-2	NA	22.2	20	16	8	12	7
Burttram, Jody	1979,81	16.20	0-0	3-0	0	3.1	9	9	6	3	3
Callahan, Sonny	1973	9.00	0-0	3-0	0	4.0	5	4	4	3	2
Campana, Jackson	2013	2.61	0-0	8-0	0	10.1	11	4	3	8	8
Campbell, Matt	2011-13	3.52	3-3	53-0	11	76.2	50	33	30	39	89
Carter, Chris	1992,93	5.06	0-0	6-0	0	5.1	4	3	3	5	4
Casey, Greg	1963,64	4.15	9-4	22-10	NA	97.2	101	63	45	26	52
Chapman, Tommy	1963-65	3.12	12-7	38-26	NA	213.1	179	107	74	114	210
Charpia, Rusty	1986	9.00	0-0	1-0	0	1.0	2	2	1	0	1
Childs, Ryan	2000-02	5.42	7-4	41-16	1	103.0	115	79	62	41	63
Clackum, Scott	1997,98	1.50	10-5	47-0	13	78.0	55	18	13	25	75
Clark, Sean	2006	2.50	2-0	11-2	0	36.0	28	12	10	10	30
Clayton, Pat	2003	3.21	1-0	10-0	0	14.0	9	8	5	7	17
Cline, Steve	1973,74	1.94	16-5	24-22	0	162.0	114	52	35	81	137
Cline, Ty	1959,60	2.78	5-1	13-10	NA	64.2	49	27	20	23	66
Clyne, Stephen	2005-07	2.84	8-3	66-0	5	98.1	90	38	31	34	104
Cohen, Earl	1966,67	2.49	2-1	13-1	NA	25.1	13	13	7	13	13
Collins, Pat	1997	6.89	4-1	12-11	0	49.2	66	45	38	36	49
Compton, George	1954-56	NA	NA-NA	12-NA	NA	NA	NA	NA	NA	NA	NA
Cone, Mickey	1954	NA	NA-NA	3-0	NA	NA	NA	NA	NA	NA	NA
Cook, Brandt	1999,00	8.50	1-1	9-0	0	18.0	23	21	17	15	10
Cositore, Vince	1972	6.75	0-0	1-0	NA	4.0	7	4	3	0	1
Cram, Josh	2001	4.20	4-2	28-0	6	40.2	48	25	19	11	38
Cribb, Josh	2003-06	3.47	22-7	68-32	2	282.1	274	128	109	71	257
Crosland, Ben	1954,55	NA	3-5	11-8	NA	61.2	NA	NA	NA	NA	36
Crownover, Matthew	2013	2.19	7-3	15-14	0	70.0	64	19	17	17	45
Cruz, Tomas	2009,10	4.27	5-6	48-0	7	86.1	80	43	41	34	66
Currier, Steve	1985	7.11	2-3	18-0	1	25.1	29	22	20	11	17
Curtis, John	1968	1.80	4-3	7-5	NA	40.0	22	13	8	19	42
Dawsey, Jason	1993-95	3.55	22-8	62-42	1	304.1	294	146	120	87	276
Deese, Kyle	2009	2.70	0-0	7-0	0	6.2	3	3	2	9	7
Delk, Trey	2008,09	3.70	6-2	25-16	0	92.1	99	44	38	37	75
Demarest, Alan	1968-70	4.07	7-4	36-10	NA	117.1	107	71	53	58	72
Drake, Johnny	1956	2.56	4-2	9-6	NA	45.2	29	13	13	34	49
Duke, Bill	1980-82	3.99	12-6	39-27	1	173.2	194	110	77	74	76
Dwyer, Chris	2009	4.92	5-6	17-17	0	86.0	76	52	47	33	95
Edgeworth, Teak	1958	12.41	0-1	5-1	NA	12.1	20	19	17	11	6
Edwards, Dick	1964	-----	0-1	1-1	NA	0.0	3	5	5	3	0
Eggleston, Jamie	1992-95	3.13	6-2	58-0	2	95.0	103	54	33	35	56
Ellis, Rob	2001	4.50	0-0	3-0	0	2.0	3	2	1	2	2
Elrod, Frank	1957	0.00	0-0	4-0	NA	4.0	5	1	0	0	3
Erwin, Zack	2013	3.45	5-2	22-6	2	60.0	53	27	23	20	32
Eubanks, Charlie	1959	6.00	0-0	2-0	NA	3.0	1	2	2	5	2
Farina, Alan	2007	3.77	6-3	25-2	1	57.1	41	26	24	27	72
Faris, Stephen	2004-06	3.24	16-10	55-33	1	242.0	223	107	87	56	189
Faw, Brian	1989,90	3.92	7-5	39-16	5	131.0	141	76	57	45	103
Fidrych, Chris	2005,07	4.19	0-0	20-0	0	19.1	16	9	9	8	16
Fiorenza, Drew	2005,06	5.65	2-1	30-1	2	36.2	44	24	23	20	38
Firth, Scott	2010-13	2.94	17-7	75-17	7	195.2	192	90	64	90	148
Fisher, Jeff	1982,84,85	5.35	1-6	22-2	2	35.1	54	24	21	30	16




KRIS BENSON HAD A 29-8 CAREER RECORD AND 2.90 ERA ALONG WITH 356 STRIKEOUTS FROM 1994-96.

INDIVIDUAL CAREER PITCHING STATS (ACC ERA)

Player	Year(s)	ERA	W-L	G-S	SV	IP	H	R	ER	BB	SO
Frank, Kyle	1999	20.25	0-0	1-0	0	1.1	4	3	3	0	1
Frazier, Jeff	1986	9.00	0-0	1-0	0	1.0	2	1	1	1	1
Frazier, Ron	1988-90	4.01	16-7	63-30	6	215.2	205	126	96	99	177
Frederick, Alex	2009-11	3.62	8-5	66-3	7	107.0	102	49	43	45	91
Frick, Talmadge	1962	6.00	0-0	6-0	NA	9.0	15	6	6	4	4
Gallagher, Glenn	1981	1.96	2-0	8-0	1	18.1	15	6	4	8	12
Gambrell, Sam	1957	5.63	0-2	5-3	NA	24.0	29	16	15	10	13
Gardner, Jack	1958	2.70	0-0	3-0	NA	3.1	2	2	1	4	2
Gerhardt, Rusty	1969-72	2.39	34-14	59-55	NA	384.1	254	132	102	163	382
Gibson, Nelson	1966-68	2.64	12-1	31-12	NA	112.2	92	51	33	39	80
Gilbert, Jeff	1981-83	3.10	21-5	42-36	1	246.2	198	99	85	96	134
Glaser, Nick	2000,01	3.20	4-5	51-3	16	81.2	83	36	29	39	84
Gossett, Daniel	2012,13	3.34	16-7	35-26	2	175.1	140	77	65	77	178
Graham, Lindsay	1970-73	2.68	21-10	48-32	NA	235.0	193	82	70	75	151
Gray, Doug	1979	0.00	0-0	1-0	0	2.0	0	0	0	2	1
Gross, Jason	1988	27.00	0-0	2-0	0	1.0	0	3	3	4	0
Guin, Greg	1980,81	1.04	2-0	7-0	0	17.1	13	3	2	5	12
Gullickson, Craig	2008,09	4.19	5-2	28-6	0	53.2	61	32	25	23	43
Hackett, Roger	1982	3.45	1-0	14-3	2	31.1	37	16	12	12	14
Hahn, Jeff	2002-05	3.72	15-8	88-11	7	205.2	208	100	85	80	158
Harbeson, Gene	1961,62	3.51	3-4	13-8	NA	56.1	55	37	22	35	33
Harman, Casey	2008-10	3.86	16-12	68-34	1	251.2	257	119	108	60	238
Harrelson, Paul	2000-03	3.70	10-4	78-3	14	109.1	121	56	45	34	83
Harrison, Donovan	1998	4.97	4-3	16-1	2	50.2	46	32	28	17	44
Hartnett, Jim	1981	7.36	0-1	9-0	1	18.1	21	18	15	16	1
Harvey, Kris	2003-05	5.82	15-5	40-33	1	159.1	179	112	103	82	126
Haselden, David	2009-12	3.39	15-7	72-12	6	183.0	194	87	69	48	127
Hauser, Scott	1995-97	5.40	11-6	50-17	0	143.1	155	99	86	55	76
Hawkins, Heyward	1962	12.00	0-0	1-0	NA	3.0	5	4	4	2	1
Heck, Chris	1999	2.23	6-1	18-0	5	32.1	29	10	8	15	26
Hendley, Bailey	1958-60	4.11	11-3	30-19	NA	133.2	116	78	61	86	105
Henrie, Matt	1999,01,02	3.28	19-8	44-28	3	183.2	177	89	67	55	136
Hess, David	1982	4.55	0-1	13-1	2	27.2	34	20	14	18	11
Hester, Ricky	1983	2.42	0-2	14-0	1	22.1	13	8	6	19	13
Hinson, Ryan	2006-09	3.69	15-8	85-27	2	219.1	213	120	90	97	200
Hogan, Patrick	2001-04	4.22	8-8	79-8	18	190.0	190	105	89	64	176
Holtz, Mike	1991-94	3.31	19-5	72-23	7	214.2	179	100	79	107	220
Hoover, Donnie	1982,83	4.31	7-8	38-11	4	117.0	121	74	56	46	48
Hourigan, Jeff	2002,03	5.04	1-2	23-3	3	44.2	47	27	25	16	45
Howard, Chris	2005,06	2.45	1-0	7-0	0	7.1	6	2	2	1	2
Hudgins, Tom	1968-70	3.97	10-9	34-18	NA	122.1	123	79	54	72	84
Huggins, Mike	1986,87,89	5.37	4-3	41-0	4	65.1	73	43	39	26	41
Humphries, Leonard	1954-56	NA	7-10	25-20	NA	140.2	NA	NA	NA	NA	91
Jackson, Steven	2001-04	4.62	19-8	67-34	0	220.0	239	136	113	97	146
James, Bill	1966-68	2.59	7-3	28-10	NA	94.0	79	32	27	28	66
Jay, John	1984,85	7.00	1-1	15-8	2	36.0	43	34	28	36	27
Jaynes, Johnny	1968	18.00	0-0	1-0	NA	1.0	2	3	2	3	0
Jersild, Aaron	1988,90-92	3.66	17-7	75-23	8	199.1	186	104	81	85	139
Johnson, Addison	2011	9.00	0-0	1-0	0	1.0	3	1	1	0	0
Johnson, Laval	1967-69	3.24	4-5	21-13	NA	89.0	76	47	32	63	66
Jones, Johnny	1962	20.25	0-0	1-0	NA	1.1	3	3	3	3	0
Kendall, Chet	1990,91	2.72	4-1	28-0	2	49.2	32	19	15	28	49
Kent, Mike	2010-13	4.73	3-4	41-3	2	72.1	82	45	38	25	41
Kenyon, Bobby	1978-80	3.34	18-10	44-31	1	212.2	190	99	79	71	136
Keppen, Jeff	1993,94	5.37	4-4	37-6	0	67.0	76	57	40	56	49
Key, Jimmy	1980-82	3.64	20-14	53-46	0	318.2	304	161	129	104	191
Kimbrell, Mike	1988-91	3.63	17-1	55-16	0	156.1	137	77	63	75	118
Koch, Billy	1994-96	3.74	21-9	51-44	1	276.2	215	148	115	131	338
Koerner, Brody	2013	3.99	1-1	10-5	0	29.1	24	20	13	22	28
Kopp, David	2005-07	4.18	16-8	60-32	1	228.1	233	131	106	76	167
Kyle, Kevin	2010	3.00	0-1	13-0	0	12.0	10	8	4	5	5
Laakey, Ed	1958	4.12	6-2	16-8	NA	72.0	73	46	33	39	55
Lamb, Will	2009-11	4.47	5-5	43-15	3	98.2	103	55	49	44	74
LaMura, B.J.	2000-02	5.48	6-2	43-8	1	88.2	84	63	54	54	96
Lawrimore, Wayne	1973	6.00	1-1	4-3	0	12.0	11	11	8	10	8
Lawton, John	1992	1.69	0-0	3-0	0	5.1	4	1	1	3	2
Laycock, Bobby	1983	3.14	1-0	7-1	0	14.1	17	10	5	14	2
Lee, Larry	1973,74	5.36	2-3	14-8	1	40.1	42	34	24	28	23
Leone, Dominic	2010-12	4.63	16-8	53-38	0	208.0	212	123	107	93	178
Lilley, Laurus	1979,80	10.38	0-2	6-0	0	8.2	13	12	10	5	4
Lodgek, Ed	1966,67	5.11	1-1	11-5	NA	37.0	33	23	21	30	24
Lombardi, Justin	1999,00	9.00	0-0	14-0	1	12.0	17	14	12	15	21
Lowell, Bob	1964,65,67	3.58	0-3	19-4	NA	50.1	56	36	20	27	24
Lowery, Phillip	1986-88	3.52	15-4	59-8	4	168.2	184	78	66	32	102
Lumsden, Tyler	2002-04	4.23	17-7	58-37	2	225.1	218	131	106	107	223
Lynn, Kevin	2000,01	4.34	7-4	40-9	1	105.2	122	59	51	32	96
Lyon, Tommy	1962,63	3.67	9-5	27-13	NA	122.2	133	73	50	39	76
Mahoney, Collin	2004	6.63	1-3	16-0	0	19.0	23	15	14	12	26
Mahony, Bob	1974-76	3.24	10-5	24-15	1	125.0	106	58	45	61	111
Malec, Mark	1975	2.65	1-0	5-1	1	17.0	10	5	5	15	14
Malkmus, David	1977	7.13	1-0	7-3	1	17.2	17	15	14	16	8
Mallon, Tom	1980-84	3.36	12-7	51-22	4	155.1	146	82	58	87	103
Marchal, Doug	1985-87	5.88	6-3	33-7	5	67.1	86	53	44	43	35
Markley, Jim	1960	0.00	0-0	1-0	NA	2.1	7	8	0	1	1
Martin, Alex	2006-08	6.39	3-0	32-0	0	31.0	38	24	22	17	20
Martin, Glenn	1981-83	4.57	5-4	35-0	1	65.0	72	37	33	34	32
Martin, Lynn	1981-83	4.42	2-7	53-0	7	77.1	80	48	38	34	44
Masone, Tony	1977	0.00	0-0	1-0	0	0.2	4	5	0	1	0

JOHN PAWLOWSKI HAD 21 WINS AND A 3.88 ERA IN HIS CAREER FROM 1983-85.



Player	Year(s)	ERA	W-L	G-S	SV	IP	H	R	ER	BB	SO
Matthews, Houston	1974,76,77	3.82	8-2	28-5	8	92.0	89	47	39	45	64
Matz, Brian	1994-96	4.43	8-1	51-9	4	107.2	110	63	53	47	84
Mazey, Randy	1985,86,88	5.51	7-1	22-13	0	96.1	104	71	59	55	47
McDonald, Leon	1957,58	4.82	1-2	11-3	NA	37.1	42	23	20	20	22
McKinney, Clinton	2008,09	6.00	4-0	28-0	0	36.0	44	32	24	15	25
Meekins, Larry	1974,75	2.80	8-4	32-6	5	112.2	98	48	35	42	71
Meyer, Jonathan	2010-13	3.86	11-8	86-16	4	207.1	229	97	89	52	161
Milchin, Mike	1987-89	2.79	7-3	46-5	13	90.1	62	37	28	40	102
Miller, David	1993	7.15	0-0	6-0	0	11.1	15	10	9	5	9
Miller, Scott	1991,92	3.44	19-4	33-26	2	178.0	171	88	68	84	134
Mishoe, Wayne	1974,75	2.70	1-0	4-0	0	3.1	2	1	1	2	0
Mitchell, D.J.	2007,08	3.40	11-5	35-21	0	151.0	145	72	57	56	155
Mitchell, John	1975	11.25	0-1	3-0	0	4.0	3	5	5	6	2
Moorefield, Joseph	2010-13	5.03	2-1	64-0	0	34.0	44	24	19	17	26
Moschella, Mike	1990,91	4.76	0-0	4-0	0	5.2	6	5	3	2	4
Moskos, Daniel	2005-07	3.25	10-13	81-10	16	149.2	148	63	54	67	147
Mottl, Ryan	1997-00	4.82	33-19	72-68	0	414.1	437	259	222	145	360
Mounce, Richard	2009	7.94	0-0	5-0	0	5.2	8	5	5	0	1
Murphy, Brett	2003	3.06	1-1	14-1	0	17.2	18	10	6	10	9
Murr, Jack	1974	2.71	4-4	11-11	0	63.0	49	26	19	41	33
Murray, Ken	1971	9.64	0-0	2-1	NA	4.2	6	5	5	3	4
Musselman, Ron	1976,77	2.64	20-5	31-29	0	228.1	176	84	67	95	185
Myers, Pete	1966,67	3.07	7-5	25-7	NA	85.0	76	36	29	30	68
Needham, Rick	1969	37.80	0-0	2-0	NA	1.2	4	8	7	5	0
O'Dell, Billy	1954	0.79	8-3	14-11	NA	91.1	56	26	8	35	111
Odle, Dennis	1971	3.06	1-1	5-3	NA	17.2	13	6	6	11	14
Olson, Dave	1961,62	5.63	6-6	21-11	NA	76.2	76	63	48	59	47
Owens, Randy	1973	3.24	1-0	9-2	0	33.1	24	17	12	25	18
Paradis, Mike	1997-99	5.42	11-3	41-29	0	171.0	169	124	103	104	164
Parker, Tim	1987,88,90	3.22	13-6	45-35	1	187.0	146	90	67	104	146
Parker, Bill	1965-67	2.59	18-3	37-29	NA	194.2	149	73	56	118	155
Parrish, Scott	1981,83,84	2.86	21-3	40-32	1	226.1	187	92	72	110	124
Parsons, Jeff	1997	7.71	2-0	20-4	2	37.1	46	34	32	24	44
Pasqualini, Charlie	1959-61	6.28	2-2	20-3	NA	38.2	42	32	27	20	20
Paulling, Bob	1983,84	5.40	0-0	5-0	0	6.2	10	4	4	2	1
Pawlowski, John	1983-85	3.88	21-12	54-30	5	241.1	224	143	104	107	155
Pawlowski, John A.	1989-91	4.08	6-2	34-13	0	88.1	84	50	40	67	87
Peele, Tim	1988-91	4.60	11-1	71-4	6	107.2	102	66	55	68	83
Penale, Joe	1970	0.00	0-0	1-0	NA	3.0	4	0	0	4	2
Phillips, Chad	1990-93	3.51	17-3	57-19	7	187.1	189	89	73	56	140
Pohle, Kevin	2011,12	3.14	12-6	33-17	0	109.0	117	52	38	42	57
Pomeranz, Mike	1987,88	6.13	5-4	24-13	1	72.0	70	55	49	63	51
Porter, Chuck	1974-76	2.43	24-6	40-34	0	270.0	204	95	73	113	173

INDIVIDUAL CAREER PITCHING STATS (ACC ERA)

MATT VAUGHN REGISTERED 16 SAVES AND A 3.66 ERA IN FOUR SEASONS (2006-09) AS A TIGER.



Player	Year(s)	ERA	W-L	G-S	SV	IP	H	R	ER	BB	SO
Powers, Scott	1984	0.00	0-0	1-0	0	1.0	2	0	0	1	0
Proto, Mike	1998-01	4.96	2-0	56-8	1	101.2	111	66	56	45	95
Qualters, Tommy	1975-78	4.00	12-1	36-9	9	117.0	116	66	52	34	82
Quintrell, Randy	1974-77	3.19	20-10	43-33	3	231.0	216	104	82	117	109
Reba, Steve	1999-02	4.11	33-11	78-45	2	319.1	316	171	146	124	263
Rhue, Mike	1998,00	3.52	0-0	9-0	0	7.2	10	7	3	6	4
Rice, Tim	1981-84	4.05	13-6	50-18	3	164.1	158	104	74	48	97
Richard, Steve	2006	4.30	0-1	21-0	4	23.0	29	12	11	9	14
Rohrbaugh, Robert	2003-05	3.96	12-9	65-29	2	202.1	210	102	89	76	153
Roller, Jimmy	1959-61	2.94	9-6	36-13	NA	156.0	137	67	51	37	93
Roper, Doug	1996,99	5.46	1-0	16-0	1	28.0	29	19	17	8	21
Rothlin, Trent	2008	9.69	1-0	7-3	0	13.0	14	15	14	11	6
Russell, Don	1969	0.00	0-0	2-0	NA	3.1	4	0	0	2	1
Santivasci, Jerome	1985,87-89	2.88	15-6	70-2	9	153.0	143	59	49	59	122
Sarratt, Justin	2007-11	4.20	13-7	80-25	1	193.0	211	110	90	41	136
Sauve, Jeff	1992-95	4.09	18-7	73-16	2	204.2	201	115	93	73	154
Saylors, Robby	1954	NA	NA-NA	1-1	NA	NA	NA	NA	NA	NA	NA
Schmidt, Clate	2013	5.34	3-4	16-11	0	55.2	82	39	33	26	25
Schmidt, Jarrod	2000-02	4.17	18-3	37-30	0	174.2	181	96	81	85	130
Schmitt, Paul	1977-79	4.41	6-2	30-4	3	81.2	83	50	40	27	34
Schnabel, Brock	2007,08	18.00	1-1	6-0	0	5.0	8	10	10	2	4
Schnell, Kyle	2013	2.84	2-0	24-0	2	31.2	35	13	10	10	22
Scott, Ray	1996,97	6.80	3-1	24-3	0	43.2	63	35	33	16	32
Seabyt, Paul	1994	1.50	0-0	7-0	0	12.0	13	2	2	4	4
Shealy, Don	1955-57	NA	4-NA	16-NA	NA	89.0	NA	NA	NA	NA	46
Shepard, David	1996	2.83	3-2	27-0	5	28.2	20	11	9	13	33
Sipp, Tony	2004	4.69	2-2	22-3	2	48.0	53	28	25	17	59
Smith, Dale	1963-65	3.66	9-6	30-12	NA	115.2	95	71	47	52	94
Snyder, Brian	1977-79	3.31	18-6	41-35	1	228.2	204	117	84	120	185
Sokohl, Jack	1969	27.00	0-1	3-2	NA	3.2	2	11	11	13	1
Spencer, Jeff	1978	6.00	0-0	1-0	1	3.0	2	2	2	0	1
Spies, Adam	1997,98	9.24	1-1	20-0	0	25.1	32	32	26	25	22
Sprouse, Dave	1959-61	3.73	5-6	23-9	NA	72.1	62	39	30	39	38
Stanley, John	1969	0.00	0-0	2-0	NA	3.0	1	0	0	1	3
Steele, Bill	1984-87	4.47	19-10	62-38	1	276.0	269	167	137	122	97
Stone, George	1984,85	3.38	16-9	31-28	0	208.0	205	108	78	56	150
Stoneburner, Graham	2008,09	4.59	13-9	36-21	1	135.1	148	82	69	40	123
Stowe, Harold	1957-59	2.32	24-13	49-31	NA	279.1	223	113	72	103	279

Player	Year(s)	ERA	W-L	G-S	SV	IP	H	R	ER	BB	SO
Sturgeon, Chris	1993	2.63	2-0	11-3	0	24.0	20	7	7	17	13
Sullivan, Mike	1977-79	2.65	20-3	36-31	0	203.2	169	82	60	78	153
Surber, Jon	2011	0.00	0-0	5-0	0	4.2	4	1	0	4	6
Sutton, George	1966	3.00	2-0	2-2	NA	9.0	7	4	3	4	8
Taulbee, Andy	1992-94	3.16	27-8	63-39	4	279.1	265	133	98	73	235
Thrallkill, Josh	2007,09,10	5.49	0-0	16-1	0	19.2	23	13	12	1	18
Toth, Bill	1954-56	NA	NA-NA	15-1	NA	NA	NA	NA	NA	NA	NA
Trado, Bill	1956	NA	0-4	6-5	NA	32.1	28	21	NA	34	22
Trapp, Billy	1977-80	4.60	6-4	47-2	4	101.2	108	68	52	39	80
Tripp, David	1988-90	4.82	15-7	55-26	5	179.1	183	104	96	75	154
Troia, Aaron	2003	8.87	0-1	18-1	0	23.1	38	27	23	9	24
Urrico, Anthony	2001	4.15	0-0	8-0	0	4.1	4	2	2	6	4
Van Volkenburg, Dave	1969-72	2.95	20-10	43-35	NA	222.2	193	104	73	98	195
Vaughn, Matt	2006-09	3.66	9-4	81-3	16	128.0	140	72	52	44	119
Vincent, Damon	1961-63	4.80	10-6	31-21	NA	148.0	127	95	79	117	148
Vining, Ken	1994-96	3.29	17-3	61-26	2	224.1	184	94	82	81	258
Waldrop, Kenny	1966	7.04	0-0	6-3	NA	15.1	13	12	12	15	9
Walker, Adam	2003,04	6.60	1-0	14-0	0	15.0	24	13	11	4	18
Watson, Charlie	1965-67	2.71	16-7	43-18	NA	186.0	136	70	56	79	186
Watson, Mark	1994,95	2.85	12-2	25-18	1	94.2	70	41	30	55	91
Weismann, Scott	2009-11	4.19	15-8	60-29	8	191.0	190	105	89	66	152
Welch, Scott	1986,87	8.15	1-0	19-0	2	35.1	46	33	32	16	20
Werner, Brian	1996,97	5.64	1-1	13-0	0	22.1	19	15	14	5	8
Whitaker, Oliver	1984-87	4.45	23-14	67-45	3	299.1	313	201	148	161	157
White, Matt	1996-98	5.39	9-4	41-18	1	137.0	157	107	82	72	114
Whitfield, Larry	1967	1.25	2-0	6-2	NA	21.2	15	3	3	8	8
Whitfield, Mike	1968-70	4.46	2-2	18-3	NA	42.1	44	27	21	15	21
Wiles, Lee	1982,83	4.50	7-4	36-10	3	84.0	86	53	42	57	55
Williams, Rodney	1993,95,96	4.23	2-1	44-0	0	55.1	56	31	26	26	44
Winchester, Scott	1993-95	1.70	13-5	87-0	34	132.2	89	37	25	47	122
Woessner, Dave	1977-79	3.53	11-6	47-2	14	104.2	105	53	41	44	60
Wolff, Billy	1982,84	8.44	0-1	11-0	1	10.2	13	11	10	5	7
Wrenn, David	1963,65	9.00	2-3	16-6	NA	40.0	53	46	40	43	37
Wyatt, Steve	1975,76	2.64	5-1	14-6	4	64.2	57	27	19	17	38
Zocchi, P.J.	2004-07	3.96	11-2	42-19	2	138.2	145	68	61	60	132
Zoltak, Matt	2007,08	6.04	5-3	37-4	0	50.2	58	37	34	27	38

NA - not available; Note: Stats from 1954-13; year(s) denote(s) season(s) player pitched, not necessarily every season he played in a game at Clemson; returning players in **bold**.



LETTERMEN

A		
Player	VL	Year(s)
Abbott, Gus	1	1958
Adams, Brian	3	1997-99
Adams, Darren	1	1998
Adams, Mark	2	1972,73
Additon, Matt	4	1997-00
Adeimy, John	1	1973
Adkins, Rusty	3	1965-67
Allen, Robbie	3	1978-80
Anderson, Jack	1	1969
Anderson, Jim	2	1990,91
Andrade, Jr., Jorge	1	2005
Andrews, Patrick	2	2012,13
Angel, Jason	3	1990-92
Anglely, Doug	2	1949,50
Armstrong, Terry	4	1971-74
Asbill, Joe	1	1948
Attanasio, Dominic	2	2011,12
Aughtry, Gene	3	1949-51
Ayers, Stan	3	1962-64
Ayoub, Pete	3	1961-63

B		
Player	VL	Year(s)
Bach, Woody	1	1968
Bagwell, Kenny	2	1970,72
Bagwell, Larry	3	1957-59
Bailey, Bob	1	1937
Bailey, Kyle	1	2012
Baker, Jeff	3	2000-02
Baker, Jimmy	3	1972-74
Baker, Roger	3	1950-52
Baldwin, Chuck	4	1984-87
Barbary, Eddie	3	1965-67
Barnes, Brian	4	1986-89
Barnett, Bill	4	1953-56
Bates, Clay	2	2012,13
Bates, N.G.	1	1953
Baucum, Steve	4	1984-87
Baum, Jay	2	2012,13
Beasley, Rick	1	1971
Belk, Don	3	1941-43
Belk, Greg	3	1974-76
Bell, Tom	1	1938
Bendinelli, Chad	1	2000
Benson, Kris	3	1994-96
Berken, Jason	3	2003,04,06
Berney, Scott	1	2000
Berry, Ed	2	1947,49
Berry, Bob	3	1941-43
Bevis, Jay	4	1969-72
Bickley, Charlie	2	1940,41
Biegert, Mark	4	1984-87
Bigwood, Dave	1	1973
Blackston, Charlie	2	1954,55
Blakeney, Reid	2	1959,60
Blalock, Joe	3	1940-42
Bohonak, Mike	1	1963
Bond, William	2	2007,08
Bonekat, Bill	3	1967-69
Bonnette, Robert	4	1976-79
Boozier, Thomas	4	1999-02
Borgert, Derek	4	1996-99
Bosdell, Francis	1	1946
Boselli, Teddy	3	1936,38,39
Botkin, Alan	4	1986-89
Boulware, Garrett	2	2012,13
Boyce, J.A.	1	1943
Boyd, Patrick	3	1998-00
Boyd, Roger	1	1960
Boyd, Wilson	4	2007-10
Boyer, John	1	1989
Bradford, Eric	3	1990-92
Bradford, Jeff	4	1971-74
Bradley, Jimmy	2	1967,68
Bradley, Kevin	1	2013
Bradley, Len	2	1979,80
Bray, Randy	3	1968-70
Bradshaw, Toby	1	1960
Brady, Kevin	4	2009-12
Brier, Coe	2	1981,82
Briley, Paxton	3	1990-92
Brittle, Thomas	2	2012,13
Brizek, Seth	3	1993-95
Brodie, George	3	1937-39
Brodie, G.W.	1	1953
Brooks, Jerry	3	1986-88
Broome, Nathan	2	1996,97

Brown, Carol	2	1955,57
Brown, C.M.	1	1945
Brown, Joe	2	1953,54
Brown, J.R.	1	1947
Brown, Mike	3	1978-80
Browning, Skip	3	1997-99
Bryan, C.A.	1	1928
Bryant, Tim	2	1959,60
Buchanan, Dude	3	1939-41
Buffamoyer, Dave	2	1978,79
Bultmann, Kurt	4	1996-99
Bunnell, David	1	2007
Burg, Alex	2	2006,07
Burgess, J.D.	2	2007,08
Burgess, W.A.	1	1932
Burnett, John	2	1985,86
Burnette, Bill	1	1962
Burnette, Zack	3	1958-60
Burnham, Gary	4	1994-97

C		
Player	VL	Year(s)
Cagle, Mavis	2	1945,46
Caldwell, Dave	3	1975-77
Calitri, Mike	3	1998-00
Campana, Jackson	1	2013
Campbell, Matt	3	2011-13
Carpenter, D.D.	1	1943
Carraway, Doug	2	1965,66
Carter, Chris	2	1992,93
Casanova, Adrian	2	2005,06
Casey, Greg	2	1963,64
Castelli, Bill	2	1979,80
Castles, Tom	2	1947,49
Cathcart, Joe	1	1934
Caughman, Kevin	2	2011,12
Chalk, Brad	3	2005-07
Chamblee, L.C.	2	1929,30
Chapman, Tommy	3	1963-65
Charpia, Rusty	3	1986,88,89
Chastain, Billy	1	1988
Chavous, C.C.	3	1933-35
Childs, Ryan	3	2000-02
Clackum, Scott	2	1997,98
Clark, H.M.	2	1932,33
Clark, Sean	1	2006
Cleveland, Tom	1	1947
Cline, Steve	2	1973,74
Cline, Ty	2	1959,60
Clyne, Stephen	3	2005-07
Coakley, Francis	3	1939-41

Coakley, George	3	1939-41
Cobb, Bill	2	1945,46
Cohen, Earl	1	1966
Coder, Chad	1	2001
Coker, Butch	3	1957-59
Coker, Homer	3	1942,43,47
Coker, Larry	3	1940-42
Coker, Ray	3	1937-39
Coker, Roy	3	1952-54
Cole, R.A.	2	1933,34
Coleman, Jim	1	1955
Collins, Pat	1	1997
Colvin, Tyler	3	2004-06
Compton, George	1	1955
Cone, Mickey	1	1954
Cook, Brandt	1	1999
Cook, J.A.	2	1929,31
Corbin, Ted	1	1992
Cordileone, Lou	1	1959
Cositore, Vince	1	1972
Costigan, Joe	3	2011-13
Courtney, M.I.	1	1936
Couture, Mike	4	1987-90
Cowart, Lawton	3	1964-66
Cox, Carol	2	1949,50
Cox, Jay	1	2011
Cram, Josh	1	2001
Cribb, Josh	4	2003-06
Crocker, Barry	1	1954
Crook, E.J.	1	1931
Crosby, Ralph	2	1937,38
Crosland, Ben	3	1952,54,55
Crouch, Roby	3	1950-52
Crowley, Jim	4	1988-91
Crownover, Matthew	1	2013
Croxton, Billy	2	1934,35
Crow, Josh	2	1934,35
Cruz, Tomas	2	2009,10
Culbertson, Ken	4	1948-51
Currier, Steve	1	1985
Curtis, John	1	1968

D		
Player	VL	Year(s)
D'Alessio, Andy	4	2004-07
Daniels, Fred	3	1990-92
Dantzler, Ellis	2	1965,66
Davidson, Mark	1	1982
Davis, Billy	1	1983
Davis, J.H.	1	1931
Davis, J.W.	1	1933
Dawsey, Jason	3	1993-95


Deanhardt, Luke	3	1948-50
DeBerry, Fred	3	1957-59
DeBerry, Joe	3	1989-91
Decker, J.B.	1	1931
Deese, Kyle	1	2009
Dellastatious, Andy	1	1939
Delk, Trey	2	2008,09
DeLoach, Arthur	1	1937
DeMaino, L.J.	1	2002
Demarest, Alan	3	1968-70
Demmink, Herman	4	2003-06
DeMoura, Eric	4	1994-97
Dempsey, A.G.	1	1951
Dempsey, Bob	1	1959
Dillon, Scott	2	1985,86
Dinneen, John	2	1966,67
Dixon, Eddie	2	1969,70
Dobson, Clyde	2	1939,40
Douglass, Jesse	1	1999
Drake, Johnny	1	1956
Duffie, Will	3	1994-96
Duggar, Steven	1	2013
Duke, Bill	3	1980-82
Dunlap, Floopy	1	1928
Dunlap, Gene	1	1966
Dunster, Mike	3	2011-13
Durham, W.S.	2	1934,35
Dwyer, Chris	1	2009

E		
Player	VL	Year(s)
Eckerl, Tony	3	1973-75
Edwards, Jim	2	1937,38
Eggleston, Jamie	4	1992-95
Ellis, Brian	4	1997-00
Ellisor, Dave	3	1961-63
Embler, Jason	4	1994-97
Epps, Chris	4	2008-11
Erwin, Zack	1	2013
Eskew, Bud	1	1928
Eskew, Jerry	1	1968
Evans, Garrick	3	2002-04
Evans, Jim	2	1951,52
Everett, Brady	2	2003,04
Eydenberg, Mike	2	1993,94

F		
Player	VL	Year(s)
Fahrney, Gary	1	1976
Fairey, Burke	4	1985-88
Farina, Alan	1	2007

Faris, Stephen	3	2004-06
Faw, Brian	2	1989,90
Felder, Brad	1	2012
Ferguson, Jesse	1	2005
Fidrych, Chris	2	2005,07
Fiorenza, Drew	2	2005,06
Firth, Scott	4	2010-13
Fish, Barry	1	1963
Fisher, Jeff	1	1985
Fisher, Leo	3	1943,47,48
Fitzsimmons, Pat	3	1973-75
Fleming, Ray	2	1946,47
Fletcher, Jake	1	2011
Foley, Bill	3	1975-77
Folger, Al	3	1936-38
Ford, Bill	2	1950,51
Fordham, Red	2	1930,31
Foster, Chuck	2	1990,91
Fox, R.H.	1	1938
Frank, Kyle	4	1999,01-03
Frantz, Tim	1	1995
Frazier, Ron	3	1988-90
Frederick, Alex	3	2009-11
Freeman, Eddis	1	1945
Freeman, Mike	3	2008-10
Freeman, Todd	1	1978
Fulton, Jay	2	1983,84

G		
Player	VL	Year(s)
Gaddis, Bob	2	1948,49
Gaddis, C.J.	1	2004
Gaines, Roger	3	1952,53,55
Gallagher, Glenn	2	1980,81
Galloway, Paul	4	1993-96
Gambrell, Sam	1	1957
Garrison, Dave	1	1956
Gerhardt, Rusty	4	1969-72
Gibson, Maleeke	1	2013
Gibson, Nelson	3	1966-68
Gilbert, Jeff	3	1981-83
Gillespie, Frank	4	1943,47-49
Glaser, Nick	2	2000,01
Good, Jay	3	1941-43
Gossett, Daniel	2	2012,13
Graham, Lindsay	4	1970-73
Green, Steve	1	1985
Green, Zane	4	2001-04
Greene, Khalil	4	1999-02
Griffith, Nig	4	1947-50
Grogan, R.L.	1	1946



JASON DAWSEY LETTERED
THREE TIMES FROM 1993-95.

LETTERMEN

Guin, Greg	3	1979-81
Gullickson, Craig	2	2008,09

Player	VL	Year(s)
Hackett, Roger	1	1982
Hackley, Trent	2	1991,92
Hahn, Jeff	4	2002-05
Hair, Billy	1	1951
Hall, Ben	2	2005,06
Hall, Charlie	1	1952
Hamilton, Hines	1	1948
Hamilton, Lin	4	1971-74
Hampton, Mike	2	1993,94
Harbeson, Gene	3	1961-63
Harbin, Taylor	3	2005-07
Harman, Casey	3	2008-10
Harrelson, Paul	4	2000-03
Harris, Jason	2	1998,99
Harrison, Donovan	1	1998
Harrison, Robert	1	1955
Harvey, Kris	3	2003-05
Haselden, David	4	2009-12
Hauser, Scott	3	1995-97
Hawkins, Ty	1	1987
Haynes, Richard	4	1971-74
Hazle, Jim	1	1947
Hazle, Joe	1	1947
Heap, Edward	3	1934,36,37
Heck, Chris	1	1999
Heffernan, Bert	4	1985-88
Helms, Garry	1	1967
Hendley, Bailey	3	1958-60
Hendley, Dick	3	1949-51
Hendricks, Pete	2	1971,72
Hendrix, W.C.	1	1937
Henrie, Matt	3	1999,01,02
Herring, J.C.	2	1942,43
Hess, David	1	1982
Hester, Ricky	2	1982,83
Hewitt, Batson	2	1929,30
Heyward, R.C.	3	1936-38
Hicks, J.C.	2	1951,52
Hildebrand, Nolten	2	1952,54
Hines, J.R.	1	1951

Hinson, John	3	2008,10,11
Hinson, Randy	3	1934-36
Hinson, Ryan	4	2006-09
Hoffman, Doug	3	1957-59
Hoffman, G.C.	1	1930
Hoffman, J.L.	2	1931,32
Hogan, Doug	4	2005-08
Hogan, Patrick	4	2001-04
Holland, Eddie	3	1968-70
Holliday, Winston	3	1940-42
Holstad, Brian	4	1997-00
Holtz, Mike	4	1991-94
Hood, H.R.	2	1933,35
Hoover, Alan	3	1976-78
Hoover, Donnie	2	1982,83
Horton, Frank	2	1939,40
Hourigan, Jeff	2	2002,03
Howard, Chris	2	2005,06
Hub, Ryan	4	2000,02-04
Hubbard, Bob	1	1957
Huggins, Tom	3	1968-70
Huggins, Elmer	1	1960
Huggins, Mike	3	1986,87,89
Hughes, Bob	4	1945,49-51
Hughes, Jerald	1	1972
Humphries, Leonard	3	1954-56
Hussey, R.E.	1	1953

Player	VL	Year(s)
Ing, Charlie	3	1972-74
Ingram, John	3	2004-06
Irick, Ed	3	1939-41

Player	VL	Year(s)
Jackson, Steven	4	2001-04
Jackson, Tony	3	1963-65
James, Bill	3	1966-68
Jay, John	4	1984-87
Jersild, Aaron	4	1988,90-92
Jessen, Herb	3	1940,42,43
Johnson, Addison	4	2007,09-11
Johnson, Johnny	2	1968,70
Johnson, Laval	3	1967-69

Johnson, Michael	4	2000-03
Jones, Jimmy	1	1948
Jones, Johnny	2	1962,63
Joyce, Hardin	2	1947,49
Joye, Charlie	2	1943,46
Joye, J.D.	1	1931
Jordan, J.J.	1	1942
Justus, Johnny	1	1929

Player	VL	Year(s)
Kaltenbach, Leo	1	1955
Kane, Jeff	1	1999
Kearse, H.H.	1	1932
Kea, Hootie	3	1949-51
Kendall, Chet	2	1990,91
Kennedy, Shane	1	2013
Kent, Mike	3	2010,12,13
Kenyon, Bobby	3	1978-80
Keppen, Jeff	2	1993,94
Key, Jimmy	3	1980-82
Khouri, Pete	2	1976,77
Kieboom, Spencer	3	2010-12
Kimbrell, Mike	4	1988-91
King, Don	1	1953
King, H.T.	1	1943
Kingsmore, Doug	3	1952-54
Klosterman, Ryan	1	2001
Knoebel, Fred	3	1950-52
Koch, Billy	3	1994-96
Koerner, Brody	1	2013
Kopp, David	3	2005-07
Kowitz, Brian	3	1988-90
Krieger, Tyler	1	2013
Kuester, Steve	3	1968-70
Kyle, Kevin	1	2010

Player	VL	Year(s)
LaBella, Barney	1	1975
Lahey, Ed	1	1958
Lam, Elmo	3	1961-63
Lamb, Will	3	2009-11
LaMura, B.J.	3	2000-02
Landers, Bill	1	1955

Landrum, Joe	2	1946,47
Lawton, John	1	1992
Laycock, Bobby	1	1983
LeCroy, Bradley	4	1997-00
LeCroy, Matthew	3	1995-97
Lee, Alex	2	2007,08
Lee, Harry	1	1935
Lee, Larry	2	1973,74
Leggett, Tanner	2	2005,06
Lemaster, Dave	4	1980-83
Leone, Dominic	3	2010-12
Lindsay, H.N.	1	1945
Livingston, Doug	2	1995,96
Lockhart, Mike	3	1989,91,92
Locklair, Pop	1	1941
Lodgek, Ed	1	1966
Looper, J.M.	1	1946
Lomax, Nicky	3	1961-63
Lombardi, Justin	1	1999
Lowder, Clayton	2	1959,60
Lowell, Bob	3	1964,65,67
Lowery, Phillip	3	1986-88
Lumsden, Tyler	3	2002-04
Lynn, Dave	2	1960,61
Lynn, Kevin	2	2000,01
Lyon, Tommy	2	1962,63

Player	VL	Year(s)
Macrina, Eric	4	1988-91
Magill, Dick	3	1928-30
Mahaffey, C.R.	2	1928,29
Mahoney, Collin	3	2002-04
Mahoney, Mike	2	1975,81
Mahony, Bob	2	1975,76
Malec, Mark	1	1975
Malkmus, David	1	1977
Mallon, Tom	2	1983,84
Marchal, Doug	2	1986,87
Marsella, Ben	2	1963,64
Marsh, Bill	1	1957
Martin, Alex	3	2006-08
Martin, Glenn	2	1982,83
Martin, Lynn	1	1983
Martin, W.N.	1	1928

Martin, W.R.	3	1942,43,47
Masone, Tony	2	1978,79
Mathews, Ray	4	1948-51
Matthews, Houston	2	1976,77
Matz, Brian	3	1994-96
Maze, Randy	4	1985-88
McCall, Jack	3	1964-66
McCall, Mike	1	1967
McCann, Brad	2	2003,04
McClellan, Dexter	2	1993,94
McCollom, Jim	4	1982-85
McCray, Ontrell	2	1996,97
McDaniel, Mark	1	1976
McDonald, Leon	2	1957,58
McGee, J.W.	1	1946
McGibbon, Jon	3	2011-13
McKay, Ray	4	1948-51
McKinney, Clinton	2	2008,09
McLaurin, Charles	2	1951,52
McMakin, Lynwood	2	1946,47
McMillan, Raiford	1	1929
McMillon, Billy	3	1991-93
Meekins, Larry	2	1974,75
Melzer, Scott	3	1991-93
Meyer, Jonathan	4	2010-13
Milchin, Mike	3	1987-89
Miller, Bob	1	1933
Miller, Brad	3	2009-11
Miller, David	3	1993-95
Miller, Jeff	4	1990-93
Miller, Seth	2	2001,02
Miller, Scott	2	1991,92
Mimms, Charlie	3	1942,43,46
Mitchell, D.J.	3	2006-08
Monahan, Shane	3	1993-95
Monin, Andy	4	1991-94
Moore, Gene	4	1946-49
Moore, J.N.	1	1928
Moore, Jim	1	1947
Moore, L.H.	1	1946
Moore, Ronnie	2	1964,65
Moorefield, Joseph	4	2010-13
Mork, Hoby	1	1993
Morris, Bobby	2	1953,54
Morris, Jeff	4	1990-93
Morris, Tim	1	2007
Morris, Wyman	3	1952-54
Morrow, Sam	1	1951
Moskos, Daniel	3	2005-07
Mottl, Ryan	4	1997-00
Mounce, Richard	1	2009
Munroe, Buddy	1	2007
Murphy, Brett	1	2003
Murr, Jack	1	1974
Murray, Joe	1	1952
Musselman, Ron	2	1976,77
Myers, Doby	1	1956
Myers, Pete	3	1965-67

Player	VL	Year(s)
Nester, John	3	2008-10
Nilsson, Steve	3	1976-78
Nimmer, W.A.	1	1930
Nivens, H.B.	2	1929,30
Nixon, Buddy	2	1962,64
Norris, Bobby	1	1959
Northrup, Kevin	4	1989-92
Nystrom, Peter	1	1998

Player	VL	Year(s)
Oakley, Frank	1	1963
O'Dell, Billy	3	1952-54
Ogburn, Mac	1	1962
Olson, Dave	2	1961,62
O'Quinn, Jim	2	1955,56
Owen, Jim	2	1955,56
Owen, W.H.	1	1945
Owens, Jimmy	1	1964
Owens, Randy	1	1973

Player	VL	Year(s)
Pack, Tommy	2	1964,66
Padgett, Matt	3	1996-98
Pagliei, Joe	1	1953
Paradis, Mike	3	1997-99
Parker, Ace	2	1940,41




TOM HUDGINS (LEFT) LETTERED THREE TIMES FROM 1968-70.



LETTERMEN

PHIL POHL
LETTERED
FOUR TIMES
FROM 2009-12.



Parker, Kyle	3	2008-10
Parker, Tim	3	1987,88,90
Parkins, R.A.	2	1931,32
Parmar, Bill	3	1965-67
Parrish, Scott	3	1981,83,84
Parsons, Jeff	1	1997
Pasqualini, Charlie	2	1960,61
Patterson, Choppy	1	1960
Paulling, Bob	3	1981,83,84
Paulsen, Ben	3	2007-09
Pavilack, Harry	2	1960,61
Pawlowski, John	3	1983-85
Pawlowski, John A.	3	1989-91
Pearman, Deas	1	1928
Pearman, F.E.	2	1928,29
Peele, Tim	4	1988-91
Peltz, Pete	2	1977,78
Pennington, Clyde	1	1935
Phillips, Chad	4	1990-93
Pickens, Bob	1	1940
Pierce, Gene	3	2003-05
Player, W.W.	1	1929
Poe, Sam	2	1959,60
Pohl, Phil	4	2009-12
Pohle, Kevin	2	2011,12
Pomeranz, Mike	2	1987,88
Porter, Chuck	3	1974-76
Powers, Scott	3	1981,83,84
Priester, Buck	3	1930-32
Pritchard, Daniel	3	2003-05
Pritchett, Jesse	2	1936,37
Proctor, Landrum	3	1931-33
Prophet, Bill	4	1970-73
Proto, Mike	4	1998-01
Pruitt, June	1	1946
Pulaski, Mike	2	1973,74
Pumphrey, Ed	1	1964
Pyzik, Steve	4	2000-03

Player	VL	Year(s)
Qualters, Tommy	4	1975-78
Quinn, Andrew	1	1946
Quinn, Dewey	2	1946,47

Quinn, Winston	1	1946
Quintrell, Randy	4	1974-77

Player	VL	Year(s)
Ramey, E.L.	2	1930,31
Reader, D.J.	1	2013
Reames, Joe Don	1	1999
Reba, Steve	4	1999-02
Reese, Gerald	1	1960
Rentz, Luther	3	1942,43,47
Rhinehardt, J.B.	1	1932
Rhodes, Rusty	2	1995,96
Rhue, Mike	1	1998
Rice, Tim	2	1983,84
Richard, Steve	1	2006
Richey, J.	2	1935,36
Richey, R.M.	2	1933,34
Ricketts, Art	1	1961
Rigsby, Tim	2	1989,90
Riley, Ryan	1	2000
Riley, Stick	2	1945,46
Rivers, I.N.	2	1932,33
Roberson, Craig	4	1980,83
Robinson, Jerome	2	1995,96
Rohrbaugh, Robert	3	2003-05
Roller, Jimmy	3	1959-61
Roper, Doug	3	1996,98,99
Ross, Jack	1	1946
Rowland, Joey	2	1986,87
Russ, Frank	4	1980-83
Russell, Don	3	1968-70
Russell, J.M.	1	1945
Ryan, Lanny	2	1960,62

Player	VL	Year(s)
Sampson, Pete	1	1975
Sanderson, H.L.	1	1946
Sanders, Matt	2	2008,09
Sanders, Smiley	2	1972,73
Santangelo, Lou	1	2004
Santivasci, Jerome	4	1985,87-89
Sargent, Dick	2	1963,64

Sarratt, Justin	5	2007-11
Satterfield, Shawn	2	1992,93
Sauve, Jeff	4	1992-95
Saylors, Robby	2	1952,53
Schaus, Jeff	4	2008-11
Schmidt, Clate	1	2013
Schmidt, Jarrod	3	2000-02
Schmitt, Paul	3	1977-79
Schnabel, Brock	2	2007,08
Schnell, Kyle	1	2013
Schroeder, Bill	3	1977-79
Schroeder, Bryan	3	1994,95,97
Scott, Ray	2	1996,97
Seibert, Kurt	3	1974-76
Severs, Johnny	3	1969-71
Sexton, Jay	2	1980,81
Shaffer, Richie	3	2010-12
Sharma, Howard	2	1964,67
Sheaffer, Danny	1	1980
Shealy, Don	3	1955-57
Shealy, Lonnie	2	1954,55
Shepard, David	1	1996
Sherard, Hale	1	1947
Sheriff, Glenn	1	1956
Sherman, Joe	3	1932-34
Shore, Henry	3	1934-36
Shumake, Brooks	3	1982-84
Siepe, Jeff	1	1970
Simons, Neil	4	1977-80
Simpson, J.A.	1	1951
Singleton, Justin	3	1998-00
Sipp, Tony	1	2004
Slaton, Tyler	2	2012,13
Slevin, David	2	2002,03
Smith, Brodie	1	1994
Smith, Bryan	2	1981,82
Smith, Buster	3	1967-69
Smith, Dale	2	1964,65
Smith, Joe	1	1955
Smith, Jon	3	2000-02
Smith, Marquez	2	2006,07
Smith, Romaine	2	1930,31
Smith, Tad	2	1990,91
Smith, Tommy	1	1985

Snipes, G.L.	2	1938,39
Snyder, Brian	3	1977-79
Spears, Derek	2	1984,85
Spier, Bill	3	1985-87
Spier, Bud	3	1957-59
Spier, Michael	4	1988-91
Spires, Adam	1	1997
Sprouse, Dave	2	1959,60
Squires, Bob	1	1984
Stanley, Henri	4	1997-00
Steele, Bill	3	1985-87
Stefan, Todd	4	1988-91
Stewart, Randy	1	1971
Stidham, Ryan	1	1991
Stolz, Jason	4	2009-12
Stone, Casey	4	1998-01
Stone, George	2	1984,85
Stoneburner, Graham	2	2008,09
Storrier, Travis	3	2004-06
Stowe, Harold	3	1957-59
Stroud, Dan	2	1947,49
Sturgeon, Chris	1	1993
Suggs, Dick	1	1959
Sullivan, Hank	1	1943
Sullivan, Mike	3	1977-79
Surber, Jon	1	2011
Sutton, George	3	1964-66
Swails, A.C.	2	1934,35
Swanner, Jamie	1	1983
Swetenburg, Dick	4	1953-56

Player	VL	Year(s)
Taulbee, Andy	3	1992-94
Taylor, Joe	2	1992,93
Taylor, Joey	2	1961,62
Templeton, Jim	1	1957
Terrill, Brett	2	1974,75
Teufel, Tim	2	1979,80
Thompson, Tommy	2	1985,86
Thrallkill, Josh	3	2007,09,10
Threadgill, Henry	4	1986-89
Timmerman, J.A.	1	1945
Toth, Bill	2	1955,56

Trapp, Billy	3	1978-80
Triller, Mike	1	2013
Triplett, Russell	4	2001-04
Tripp, David	3	1988-90
Trolia, Aaron	1	2003
Troutman, John	2	1934,35
Truluck, John	2	1939,40
Tucker, Steve	4	1973-76
Tyler, H.H.	1	1945

Player	VL	Year(s)
Ulmer, Reed	1	1948
Ulnick, Burton	1	1945
Underwood, J.F.	1	1936
Urrico, Anthony	1	2001

Player	VL	Year(s)
Valiente, Roberto	2	2002,03
Van Dyke, Steve	4	1980-83
Van Volkenburg, Dave	4	1969-72
Vaughn, Matt	4	2006-09
Verner, A.C.	1	1937
Veronee, Jack	1	1961
Vessell, Jeff	1	1999
Vincent, Damon	2	1961,62
Vining, Ken	3	1994-96

Player	VL	Year(s)
Waldrop, Kenny	1	1966
Walker, Adam	1	2003
Walling, Denny	1	1975
Ward, Adam	3	2007-09
Ward, Mike	2	1969,70
Ward, Ryan	2	1995,96
Waters, Keith	3	1966-68
Watkins, G.L.	1	1951
Watson, Charlie	3	1965-67
Watson, Mark	2	1994,95
Watson, N.E.	3	1929-31
Watson, Reed	2	1966,68
Weeks, Calvin	4	1969-72
Weems, Billy	4	1977-80
Weismann, Scott	3	2009-11
Welch, Scott	2	1986,87
Werner, Brian	1	1996
Whitaker, Oliver	4	1984-87
White, Craig	4	1969-71,73
White, Matt	3	1996-98
Whitfield, Larry	1	1967
Whitfield, Mike	2	1968,69
Widmann, Stan	4	2005-08
Wiles, Lee	2	1982,83
Wilkinson, Steve	3	2011-13
Williams, David	1	2005
Williams, J.A.	1	1928
Williams, Keith	2	1991,92
Williams, Ray	4	1984-87
Williams, Rodney	3	1993,95,96
Williams, Steve	4	1984-87
Wilson, Larry	3	1956-58
Wilson, Mitch	2	1983,84
Wilson, Rick	1	1971
Winchester, Scott	3	1993-95
Wingo, Billy	4	1974-77
Wisniewski, Gene	2	1977,78
Woessner, Dave	3	1977-79
Woodruff, Foggy	1	1930
Wrenn, David	1	1965
Wright, Charlie	2	1942,43
Wyatt, Steve	3	1974-76

Player	VL	Year(s)
Young, Rick	2	1969,70
Youngman, Steve	2	1978,79

Player	VL	Year(s)
Ziegler, M.G.	3	1928-30
Zocchi, P.J.	3	2005-07
Zoltak, Matt	2	2007,08
Zupa, Ron	3	1966-68

Note: Returning players in **bold**.

YEAR-BY-YEAR STARTING LINEUPS (ACC ERA)

1954 (14-10 OVERALL, 8-4 ACC)

Pos.	Starter	Cl.	S	PS	BA
C	Bobby Morris	So.	21	21	.238
1B	Dick Swetenburg	So.	20	20	.176
2B	Roy Coker	Sr.	23	23	.314
SS	Barry Crocker	Sr.	21	21	.306
3B	Wyman Morris	Sr.	24	24	.205
LF	Bill Barnett	So.	24	24	.272
CF	Doug Kingsmore	Sr.	24	24	.371
RF	Roger Gaines	Jr.	19	19	.238

Pos.	Starter	Cl.	S	W-L	ERA
P	Billy O'Dell	Sr.	11	8-3	0.79
P	Leonard Humphries	So.	7	4-3	3.17
P	Ben Crosland	Jr.	3	2-1	3.58

1955 (7-11 OVERALL, 5-9 ACC)

Pos.	Starter	Cl.	S	PS	BA
C	Jim O'Quinn	Jr.	17	17	.350
1B	Dick Swetenburg	Jr.	18	18	.258
2B	Lonnie Shealy	Sr.	17	17	.357
SS	Charlie Blackston	Jr.	12	12	.267
3B	Joe Smith	Jr.	13	13	.308
LF	Carol Brown	So.	7	7	.147
CF	Bill Barnett	Jr.	15	15	.323
RF	Roger Gaines	Sr.	16	16	.304

Pos.	Starter	Cl.	S	W-L	ERA
P	Leonard Humphries	Jr.	6	3-3	NA
P	Ben Crosland	Sr.	5	1-4	NA
P	George Compton	Jr.	4	1-2	NA

1956 (14-14-2 OVERALL, 2-10-2 ACC)

Pos.	Starter	Cl.	S	PS	BA
C	Jim O'Quinn	Sr.	17	17	.222
1B	Dick Swetenburg	Sr.	18	18	.220
2B	Dave Garrison	So.	19	19	.277
SS	Doby Myers	So.	17	17	.277
3B	Bud Spiers	So.	19	19	.113
LF	Don Shealy	Jr.	16	16	.348
CF	Bill Barnett	Sr.	20	20	.276
RF	Larry Wilson	So.	13	10	.163

Pos.	Starter	Cl.	S	W-L	ERA
P	Leonard Humphries	Sr.	7	0-4	NA
P	Johnny Drake	So.	6	4-2	2.56
P	Bill Trado	So.	5	0-4	NA

1957 (6-12 OVERALL, 3-11 ACC)

Pos.	Starter	Cl.	S	PS	BA
C	Butch Coker	So.	18	18	.270
1B	Fred DeBerry	So.	9	9	.167
	Larry Wilson	Jr.	9	9	.282
2B	Bob Hubbard	So.	16	16	.157
SS	Bud Spiers	Jr.	18	18	.233
3B	Larry Bagwell	So.	18	18	.257
LF	Don Shealy	Sr.	12	12	.313
CF	Doug Hoffman	So.	18	18	.150
RF	Carol Brown	Sr.	10	10	.237

Pos.	Starter	Cl.	S	W-L	ERA
P	Harold Stowe	So.	7	3-5	3.58
P	Don Shealy	Sr.	5	2-3	4.44
P	Sam Gambrell	Sr.	3	0-2	5.63
P	Leon McDonald	So.	3	1-2	5.40

1958 (22-8 OVERALL, 11-3 ACC)

Pos.	Starter	Cl.	S	PS	BA
C	Butch Coker	Jr.	30	30	.264
1B	Fred DeBerry	Jr.	30	30	.319
2B	Zack Burnette	So.	28	28	.239
SS	Bud Spiers	Jr.	30	30	.323
3B	Larry Bagwell	Jr.	30	29	.287
LF	Larry Wilson	Sr.	30	28	.230
CF	Doug Hoffman	Jr.	30	30	.237
RF	Bailey Hendley	So.	22	21	.333

Pos.	Starter	Cl.	S	W-L	ERA
P	Harold Stowe	Jr.	15	14-4	2.34
P	Ed Lakey	So.	8	6-2	4.12
P	Bailey Hendley	So.	6	2-1	4.58

1959 (24-8 OVERALL, 9-5 ACC)

Pos.	Starter	Cl.	S	PS	BA
C	Butch Coker	Sr.	22	22	.247
1B	Fred DeBerry	Sr.	31	31	.287
2B	Zack Burnette	Jr.	30	30	.232
SS	Larry Bagwell	Sr.	32	32	.250
3B	Dick Suggs	So.	23	19	.205

**LONNIE SHEALY
BATTED .357 IN 17
STARTS AT SECOND
BASE IN 1955.**



LF	Ty Cline	So.	23	21	.326
CF	Doug Hoffman	Sr.	32	32	.314
RF	Bailey Hendley	Jr.	20	14	.309

Pos.	Starter	Cl.	S	W-L	ERA
P	Harold Stowe	Sr.	9	7-4	1.57
P	Ty Cline	So.	8	5-1	3.12
P	Bailey Hendley	Jr.	7	5-1	2.12

1960 (11-10-1 OVERALL, 7-6 ACC)

Pos.	Starter	Cl.	S	PS	BA
C	Dave Lynn	Jr.	22	21	.360
1B	Sam Poe	Jr.	9	9	.367
2B	Toby Bradshaw	So.	22	22	.304
SS	Zack Burnette	Sr.	22	22	.250
3B	Choppy Patterson	So.	13	12	.255
LF	Bailey Hendley	Sr.	20	9	.364
CF	Ty Cline	Jr.	22	20	.348
RF	Lanny Ryan	So.	14	13	.340

Pos.	Starter	Cl.	S	W-L	ERA
P	Dave Sprouse	Jr.	7	2-6	4.30
P	Bailey Hendley	Sr.	6	4-1	5.62
P	Jimmy Roller	Jr.	5	5-1	2.76

1961 (12-11 OVERALL, 6-8 ACC)

Pos.	Starter	Cl.	S	PS	BA
C	Dave Lynn	Sr.	21	20	.333
1B	Jack Verone	Jr.	13	6	.345
2B	Pete Ayoub	So.	23	17	.349
SS	Elmo Lam	So.	22	22	.319
3B	Harold Pavilack	Jr.	17	13	.262
LF	Nicky Lomax	So.	15	8	.286
CF	Art Ricketts	So.	14	7	.246
RF	Joey Taylor	So.	16	11	.302

Pos.	Starter	Cl.	S	W-L	ERA
P	Damon Vincent	So.	10	5-3	5.28
P	Gene Harbeson	So.	8	3-4	3.31
P	Jimmy Roller	Sr.	3	1-3	4.86

1962 (17-8 OVERALL, 8-6 ACC)

Pos.	Starter	Cl.	S	PS	BA
C	Gene Harbeson	Jr.	25	25	.266

1B	Buddy Nixon	So.	25	25	.326
2B	Pete Ayoub	Jr.	21	21	.303
SS	Elmo Lam	Jr.	25	25	.280
3B	Dave Ellisor	Jr.	21	21	.283
LF	Nicky Lomax	Jr.	23	22	.292
CF	Johnny Jones	Jr.	22	22	.439
RF	Joey Taylor	Jr.	17	17	.406

Pos.	Starter	Cl.	S	W-L	ERA
P	Tommy Lyon	Jr.	9	7-1	3.62
P	Dave Olson	Sr.	9	4-5	5.57
P	Damon Vincent	Jr.	5	3-2	4.68

1963 (15-11 OVERALL, 9-5 ACC)

Pos.	Starter	Cl.	S	PS	BA
C	Gene Harbeson	Sr.	25	25	.236
1B	Stan Ayers	Jr.	20	15	.288
2B	Pete Ayoub	Sr.	25	25	.304
SS	Elmo Lam	Sr.	25	25	.291
3B	Dave Ellisor	Sr.	25	24	.306
LF	Nicky Lomax	Sr.	22	22	.282
CF	Johnny Jones	Sr.	25	25	.330
RF	Mike Bohonak	Jr.	20	20	.349

Pos.	Starter	Cl.	S	W-L	ERA
P	Damon Vincent	Sr.	6	2-1	4.26
P	Dale Smith	So.	5	3-2	5.30
P	Tommy Chapman	So.	4	2-2	5.08
P	Tommy Lyon	Sr.	4	2-4	3.76
P	David Wrenn	So.	4	2-1	6.18

1964 (13-13 OVERALL, 6-7 ACC)

Pos.	Starter	Cl.	S	PS	BA
C	Stan Ayers	Sr.	22	22	.316
1B	Buddy Nixon	Jr.	26	26	.303
2B	Ben Marsella	Sr.	26	17	.282
SS	Jack McCall	So.	26	26	.253
3B	Ronnie Moore	So.	18	14	.171
2B	Tommy Pack	So.	22	12	.303
CF	George Sutton	So.	23	14	.315
RF	Mike Bohonak	Sr.	11	10	.238

Pos.	Starter	Cl.	S	W-L	ERA
P	Tommy Chapman	Jr.	11	6-3	3.53

P	Greg Casey	Jr.	7	5-3	5.37
P	Dale Smith	Jr.	5	2-3	2.83

1965 (18-10-2 OVERALL, 9-5 ACC)

Pos.	Starter	Cl.	S	PS	BA
C	Eddie Barbary	So.	30	30	.239
1B	Ellis Dantzler	Jr.	27	27	.305
2B	Tony Jackson	Sr.	28	27	.238
SS	Jack McCall	Jr.	29	26	.358
3B	Ronnie Moore	Jr.	18	18	.258
LF	Lawton Cowart	Jr.	26	15	.260
CF	George Sutton	Jr.	29	16	.215
RF	Rusty Adkins	So.	30	16	.444

Pos.	Starter	Cl.	S	W-L	ERA
P	Tommy Chapman	Sr.	11	4-2	1.80
P	Bill Parmer	So.	10	5-1	2.82
P	Charlie Watson	So.	3	5-4	2.16

1966 (20-7-2 OVERALL, 9-4 ACC)

Pos.	Starter	Cl.	S	PS	BA
C	Eddie Barbary	Jr.	23	23	.310
1B	Ellis Dantzler	Sr.	24	20	.380
2B	Rusty Adkins	Jr.	29	25	.364
SS	Jack McCall	Sr.	29	29	.333
3B	Lawton Cowart	Sr.	29	29	.321
LF	George Sutton	Sr.	29	29	.311
CF	Tommy Pack	Sr.	26	18	.330
RF	Keith Waters	So.	26	15	.333

Pos.	Starter	Cl.	S	W-L	ERA
P	Bill Parmer	Jr.	9	4-1	4.22
P	Charlie Watson	Jr.	8	6-1	3.43
P	Kenny Waldrop	So.	3	0-0	7.04

1967 (29-9 OVERALL, 11-2 ACC)

Pos.	Starter	Cl.	S	PS	BA
C	Eddie Barbary	Sr.	38	38	.291
1B	Ron Zupa	Jr.	37	37	.243
2B	Rusty Adkins	Sr.	38	36	.336
SS	Garry Helms	Sr.	27	26	.372
3B	Mike McCall	So.	36	34	.237
LF	Buster Smith	So.	37	19	.243
CF	Keith Waters	Jr.	34	31	.206
RF	Howard Sharman	Sr.	22	21	.205

Pos.	Starter	Cl.	S	W-L	ERA
P	Bill Parmer	Sr.	10	9-1	1.14
P	Charlie Watson	Sr.	7	5-2	2.43
P	Laval Johnson	So.	6	3-2	2.23

1968 (27-14 OVERALL, 11-7 ACC)

Pos.	Starter	Cl.	S	PS	BA
C	Steve Kuester	So.	28	27	.253
1B	Ron Zupa	Sr.	40	40	.234
2B	Buster Smith	Jr.	40	39	.235
SS	Randy Bray	So.	38	30	.329
3B	Don Russell	Fr.	37	29	.261
LF	Jerry Eskew	Jr.	18	18	.239
CF	Keith Waters	Sr.	37	34	.283
RF	Johnny Johnson	So.	27	22	.157

Pos.	Starter	Cl.	S	W-L	ERA
P	Tom Hudgins	Fr.	10	6-4	3.74
P	Nelson Gibson	Sr.	8	7-1	2.18
P	Bill James	Sr.	8	5-1	2.11

1969 (27-17-2 OVERALL, 12-8-1 ACC)

Pos.	Starter	Cl.	S	PS	BA
C	Steve Kuester	Jr.	22	22	.187
1B	Eddie Holland	Jr.	32	16	.303
2B	Mike Ward	Fr.	26	26	.234
SS	Randy Bray	Jr.	41	41	.293
3B	Don Russell	So.	46	46	.289
LF	Craig White	Fr.	40	19	.327
CF	Johnny Severs	Fr.	34	33	.262
RF	Rick Young	Fr.	23	17	.284

Pos.	Starter	Cl.	S	W-L	ERA
P	Rusty Gerhardt	Fr.	15	7-3	3.46

YEAR-BY-YEAR STARTING LINEUPS (ACC ERA)

3B	Don Russell	Jr.	42	42	.254
LF	Craig White	So.	40	39	.280
CF	Johnny Severs	So.	26	24	.255
RF	Calvin Weeks	So.	37	18	.205

Pos.	Starter	Cl.	S	W-L	ERA
P	Rusty Gerhardt	So.	14	9-4	1.79
P	Dave Van Volkenburg	So.	11	6-1	2.04
P	Lindsay Graham	Fr.	8	4-3	2.42

1971 (27-14 OVERALL, 10-4 ACC)

Pos.	Starter	Cl.	S	PS	BA
C	Lin Hamilton	Fr.	23	23	.175
1B	Dave Van Volkenburg	Jr.	24	19	.254
2B	Richard Haynes	Fr.	31	29	.241
SS	Calvin Weeks	Jr.	41	38	.263
3B	Bill Prophet	So.	41	36	.248
LF	Craig White	Jr.	31	31	.380
CF	Johnny Severs	Jr.	41	41	.301
RF	Pete Hendricks	So.	25	16	.302

Pos.	Starter	Cl.	S	W-L	ERA
P	Rusty Gerhardt	Jr.	14	11-3	2.17
P	Dave Van Volkenburg	Jr.	10	5-5	2.61
P	Jeff Bradford	Fr.	6	2-0	3.07

1972 (19-15 OVERALL, 6-7 ACC)

Pos.	Starter	Cl.	S	PS	BA
C	Lin Hamilton	So.	32	32	.318
1B	Dave Van Volkenburg	Sr.	27	27	.217
2B	Kenny Bagwell	So.	33	33	.296
SS	Richard Haynes	So.	32	30	.312
3B	Bill Prophet	Jr.	21	21	.203
LF	Smiley Sanders	So.	26	12	.268
CF	Charlie Ing	Fr.	32	25	.256
RF	Calvin Weeks	Sr.	32	23	.271

Pos.	Starter	Cl.	S	W-L	ERA
P	Rusty Gerhardt	Sr.	12	7-4	2.22
P	Lindsay Graham	Jr.	11	6-3	2.76
P	Jeff Bradford	So.	5	2-1	3.13

1973 (24-16 OVERALL, 10-2 ACC)

Pos.	Starter	Cl.	S	PS	BA
C	Lin Hamilton	Jr.	34	26	.294
1B	Tony Eckerl	So.	23	8	.176
2B	Richard Haynes	Jr.	35	35	.275
SS	John Adeimy	Sr.	34	27	.298
3B	Pat Fitzsimmons	So.	31	21	.276
LF	Craig White	Jr.	32	30	.336
CF	Smiley Sanders	Jr.	36	24	.260
RF	Mike Pulaski	Jr.	34	18	.248

Pos.	Starter	Cl.	S	W-L	ERA
P	Steve Cline	Jr.	9	7-1	2.12
P	Lindsay Graham	Sr.	8	6-2	2.37
P	Mark Adams	Sr.	7	1-3	6.06

1974 (23-15 OVERALL, 10-1 ACC)

Pos.	Starter	Cl.	S	PS	BA
C	Lin Hamilton	Sr.	35	33	.346
1B	Tony Eckerl	Jr.	20	11	.286
2B	Richard Haynes	Sr.	35	32	.273
SS	Kurt Seibert	Fr.	27	23	.316
3B	Pat Fitzsimmons	Jr.	34	19	.277
LF	Charlie Ing	Jr.	28	14	.269
CF	Smiley Sanders	Sr.	38	36	.283
RF	Mike Pulaski	Sr.	37	22	.304
DH	Steve Tucker	So.	23	4	.330

Pos.	Starter	Cl.	S	W-L	ERA
P	Steve Cline	Sr.	13	9-4	1.84
P	Jack Murr	Jr.	11	4-4	2.71
P	Chuck Porter	Fr.	7	4-2	2.58

1975 (33-10 OVERALL, 10-2 ACC)

Pos.	Starter	Cl.	S	PS	BA
C	Tony Eckerl	Sr.	37	30	.304
1B	Brett Terrill	So.	37	32	.234
2B	Billy Wingo	So.	39	35	.371
SS	Kurt Seibert	So.	43	42	.320
3B	Pat Fitzsimmons	Sr.	39	39	.229
LF	Steve Tucker	Jr.	40	38	.285

CF	Denny Walling	Jr.	38	37	.421
RF	Mike Mahoney	Jr.	28	21	.198
DH	Dave Caldwell	Fr.	32	23	.280

Pos.	Starter	Cl.	S	W-L	ERA
P	Chuck Porter	So.	13	8-4	2.66
P	Randy Quintrell	So.	11	7-2	1.50
P	Bob Mahony	Jr.	9	6-1	3.16

1976 (36-15 OVERALL, 10-2 ACC)

Pos.	Starter	Cl.	S	PS	BA
C	Bill Foley	So.	49	47	.303
1B	Steve Nilsson	So.	38	36	.266
2B	Billy Wingo	Jr.	45	45	.214
SS	Kurt Seibert	Jr.	44	44	.344
3B	Robert Bonnette	Fr.	50	43	.295
LF	Dave Caldwell	So.	50	50	.321
CF	Steve Tucker	Sr.	48	48	.350
RF	Greg Belk	Sr.	35	20	.215
DH	Alan Hoover	So.	30	30	.217

Pos.	Starter	Cl.	S	W-L	ERA
P	Ron Musselman	Jr.	14	8-3	2.11
P	Chuck Porter	Jr.	14	12-0	2.19
P	Randy Quintrell	Jr.	10	5-5	3.79

1977 (42-10 OVERALL, 9-1 ACC)

Pos.	Starter	Cl.	S	PS	BA
C	Bill Foley	Jr.	51	41	.315
1B	Steve Nilsson	Jr.	51	51	.249
2B	Billy Wingo	Sr.	45	45	.333
SS	Robert Bonnette	So.	52	51	.324
3B	Pete Peltz	Jr.	51	50	.329
LF	Neil Simons	Fr.	50	20	.376
CF	Billy Weems	Fr.	37	27	.340
RF	Dave Caldwell	Jr.	40	9	.284
DH	Bill Schroeder	Fr.	36	17	.272

Pos.	Starter	Cl.	S	W-L	ERA
P	Ron Musselman	Sr.	15	12-2	3.14
P	Brian Snyder	Fr.	9	4-1	1.19
P	Tommy Qualters	Jr.	8	6-0	4.14
P	Randy Quintrell	Sr.	8	5-3	4.53

1978 (39-14 OVERALL, 10-2 ACC)

Pos.	Starter	Cl.	S	PS	BA
C	Bill Schroeder	So.	43	41	.305
1B	Steve Nilsson	Sr.	48	48	.300
2B	Robbie Allen	Fr.	30	27	.236
SS	Robert Bonnette	Jr.	53	50	.320
3B	Pete Peltz	Sr.	49	46	.337
LF	Neil Simons	So.	51	40	.293
CF	Billy Weems	So.	45	41	.333
RF	Tony Masone	So.	48	42	.328
DH	Alan Hoover	Sr.	27	27	.313

Pos.	Starter	Cl.	S	W-L	ERA
P	Mike Sullivan	So.	13	7-2	3.31
P	Mike Brown	Fr.	12	9-2	1.84
P	Brian Snyder	So.	12	7-1	4.41

1979 (40-15 OVERALL, 10-1 ACC)

Pos.	Starter	Cl.	S	PS	BA
C	Bill Schroeder	Jr.	42	30	.318
1B	Greg Guin	Fr.	49	49	.259
2B	Tim Teufel	Jr.	52	50	.350
SS	Robbie Allen	So.	53	53	.297
3B	Robert Bonnette	Sr.	53	53	.284
LF	Billy Weems	Jr.	38	36	.246
CF	Neil Simons	Jr.	53	51	.355
RF	Tony Masone	Jr.	54	52	.330
DH	Dave Buffamoyer	Sr.	55	28	.343

Pos.	Starter	Cl.	S	W-L	ERA
P	Brian Snyder	Jr.	14	7-4	3.76
P	Mike Brown	So.	13	5-4	4.82
P	Mike Sullivan	Jr.	13	10-0	1.98

1980 (38-21 OVERALL, 6-5 ACC)

Pos.	Starter	Cl.	S	PS	BA
C	Dave Lemaster	Fr.	36	36	.315
1B	Greg Guin	So.	50	50	.266
2B	Tim Teufel	Sr.	46	46	.387
SS	Robbie Allen	Jr.	48	48	.251
3B	Frank Russ	Fr.	57	36	.327
LF	Billy Weems	Sr.	59	58	.328
CF	Neil Simons	Sr.	59	59	.317
RF	Glenn Gallagher	Fr.	53	41	.287
DH	Jimmy Key	Fr.	26	22	.272

Pos.	Starter	Cl.	S	W-L	ERA
P	Mike Brown	Jr.	15	9-3	3.17
P	Jimmy Key	Fr.	15	7-5	2.99
P	Bobby Kenyon	Jr.	12	8-3	3.00

1981 (34-24 OVERALL, 10-4 ACC)

Pos.	Starter	Cl.	S	PS	BA
C	Coe Brier	Fr.	31	17	.252
1B	Greg Guin	Jr.	50	50	.387
2B	Frank Russ	So.	37	32	.276
SS	Scott Powers	Fr.	51	51	.253
3B	Craig Roberson	So.	56	56	.323
LF	Mike Mahoney	Sr.	50	38	.333
CF	Glenn Gallagher	So.	51	26	.308
RF	Bob Pauling	So.	49	26	.303
DH	Jimmy Key	So.	40	29	.317

Pos.	Starter	Cl.	S	W-L	ERA
P	Jimmy Key	So.	15	4-6	5.52
P	Bill Duke	Jr.	13	2-4	5.76
P	Jeff Gilbert	So.	13	8-3	3.25

1982 (37-22 OVERALL, 10-2 ACC)

Pos.	Starter	Cl.	S	PS	BA
C	Coe Brier	So.	33	25	.252
1B	Dave Lemaster	Jr.	43	27	.306
	Jim McCollom	Fr.	53	27	.269
2B	Frank Russ	Jr.	59	58	.278
SS	Bryan Smith	Sr.	49	49	.296
3B	Craig Roberson	Jr.	52	52	.340
LF	Mark Davidson	Jr.	58	49	.336
CF	Ricky Hester	Jr.	51	48	.291
RF	Brooks Shumake	Fr.	39	20	.331
DH	Jimmy Key	Jr.	51	40	.359

Pos.	Starter	Cl.	S	W-L	ERA
P	Jimmy Key	Jr.	16	9-3	2.79
P	Jeff Gilbert	Jr.	13	9-2	3.41
P	Donnie Hoover	Jr.	11	6-6	4.66

1983 (30-20-1 OVERALL, 6-5 ACC)

Pos.	Starter	Cl.	S	PS	BA
C	Jim McCollom	So.	50	33	.347
1B	Bob Pauling	Jr.	48	41	.407
2B	Frank Russ	Sr.	44	44	.296
SS	Scott Powers	Jr.	43	41	.230
3B	Jamie Swanner	Jr.	38	31	.289
LF	Billy Davis	Jr.	23	17	.241
CF	Dave Lemaster	Sr.	42	34	.232
RF	Ricky Hester	Sr.	26	17	.356
	Brooke Shumake	So.	48	17	.251
DH	Craig Roberson	Sr.	41	21	.304

Pos.	Starter	Cl.	S	W-L	ERA
P	Scott Parrish	So.	12	6-1	3.02
P	Jeff Gilbert	Sr.	10	4-0	2.25
P	Lee Wiles	Sr.	10	4-2	4.07

1984 (38-17 OVERALL, 12-2 ACC)

Pos.	Starter	Cl.	S	PS	BA
C	Steve Williams	Fr.	34	33	.319
1B	Bob Pauling	Fr.	40	39	.299
2B	Chuck Baldwin	Fr.	48	37	.356
SS	Scott Powers	Sr.	51	49	.314
3B	Brooks Shumake	Jr.	53	25	.275
LF	Ray Williams	Fr.	30	21	.326
	Mitch Wilson	Sr.	28	21	.198
CF	Jay Fulton	Sr.	33	25	.215
RF	Jim McCollom	Jr.	54	22	.350
DH	John Jay	Fr.	30	27	.330


Pos.	Starter	Cl.	S	W-L	ERA
P	George Stone	Jr.	11	7-2	2.57
P	Scott Parrish	Jr.	10	7-1	2.20
P	Tom Mallon	Sr.	9	6-3	3.14

1985 (36-30-1 OVERALL, 9-4 ACC)

Pos.	Starter	Cl.	S	PS	BA
C	Bert Heffernan	Fr.	61	57	.347
1B	Jim McCollom	Fr.	64	62	.390
2B	Scott Dillon	Jr.	62	59	.315
SS	Chuck Baldwin	So.	62	49	.262
3B	Bill Spiers	Fr.	42	22	.380
LF	Ray Williams	So.	47	29	.289
CF	Steve Green	Fr.	42	41	.247
RF	Tommy Thompson	Jr.	58	55	.289

Pos.	Starter	Cl.	S	W-L	ERA
P	John Pawlowski	Jr.	17	9-3	4.26

YEAR-BY-YEAR STARTING LINEUPS (ACC ERA)



JASON ANGEL HAD A COMBINED RECORD OF 23-5 DURING THE 1991 AND 1992 SEASONS.

P	George Stone	Sr.	17	9-7	3.89
P	Oliver Whitaker	So.	13	5-7	7.28

1986 (42-21 OVERALL, 9-4 ACC)

Pos.	Starter	Cl.	S	PS	BA
C	Bert Heffernan	So.	61	55	.331
1B	Chuck Baldwin	Jr.	63	63	.370
2B	Scott Dillon	Sr.	61	61	.299
SS	Bill Spiers	So.	62	46	.322
3B	Steve Baucom	Jr.	61	61	.369
LF	Ray Williams	Jr.	51	45	.265
CF	Randy Mazey	So.	37	37	.336
RF	Tommy Thompson	Sr.	37	34	.305
DH	Jerry Brooks	Fr.	31	31	.338

Pos.	Starter	Cl.	S	W-L	ERA
P	Bill Steele	Jr.	16	9-3	4.61
P	Oliver Whitaker	Jr.	12	5-3	3.12
P	Brian Barnes	Fr.	10	3-2	3.68
P	Alan Botkin	Fr.	10	5-2	5.89

1987 (54-14-1 OVERALL, 16-5 ACC)

Pos.	Starter	Cl.	S	PS	BA
C	Bert Heffernan	Jr.	63	63	.335
1B	Mike Milchin	Fr.	56	56	.292
2B	Henry Threadgill	So.	40	40	.323
SS	Bill Spiers	Jr.	63	63	.290
3B	Steve Baucom	Sr.	68	68	.347
LF	Ray Williams	Sr.	50	44	.284
CF	Randy Mazey	Jr.	61	61	.327
RF	Jerry Brooks	So.	60	52	.326
DH	Steve Williams	Sr.	32	22	.292

Pos.	Starter	Cl.	S	W-L	ERA
P	Brian Barnes	So.	17	12-3	3.06
P	Alan Botkin	So.	14	9-2	2.54
P	Oliver Whitaker	Sr.	14	9-3	3.48

1988 (54-14 OVERALL, 18-2 ACC)

Pos.	Starter	Cl.	S	PS	BA
C	Bert Heffernan	Sr.	68	61	.337
1B	Mike Milchin	So.	66	66	.370
2B	Henry Threadgill	Jr.	66	66	.297
SS	Rusty Charpia	Jr.	63	63	.310

3B	Jerry Brooks	Jr.	68	41	.373
LF	Burke Fairley	Sr.	42	40	.280
CF	Randy Mazey	Sr.	61	61	.340
RF	Brian Kowitz	Fr.	44	18	.274
DH	Mike Couture	So.	62	24	.344

Pos.	Starter	Cl.	S	W-L	ERA
P	Brian Barnes	Jr.	19	13-2	3.33
P	Tim Parker	So.	12	5-1	3.35
P	David Tripp	Fr.	12	7-1	5.19

1989 (50-20 OVERALL, 13-5 ACC)

Pos.	Starter	Cl.	S	PS	BA
C	Mike Couture	Jr.	69	62	.280
1B	Mike Milchin	Jr.	59	51	.285
2B	Henry Threadgill	Sr.	69	69	.329
SS	Rusty Charpia	Sr.	66	66	.285
3B	Jim Crowley	So.	66	66	.300
LF	Eric Macrina	So.	43	22	.263
CF	Brian Kowitz	So.	68	68	.270
RF	Todd Stefan	So.	59	54	.283
DH	Joe DeBerry	Fr.	48	32	.297

Pos.	Starter	Cl.	S	W-L	ERA
P	Brian Barnes	Sr.	19	16-3	2.22
P	Ron Frazier	So.	15	6-2	3.31
P	Alan Botkin	Sr.	12	5-5	5.32

1990 (43-23 OVERALL, 14-6 ACC)

Pos.	Starter	Cl.	S	PS	BA
C	Jim Anderson	Jr.	39	32	.222
1B	Joe DeBerry	So.	60	35	.359
2B	Todd Stefan	Jr.	48	46	.224
SS	Tim Rigsby	Sr.	64	64	.309
3B	Jim Crowley	Jr.	65	58	.327
LF	Kevin Northrup	So.	46	43	.306
CF	Brian Kowitz	Jr.	66	66	.403
RF	Michael Spiers	Jr.	45	35	.277
DH	Eric Macrina	Jr.	50	18	.339

Pos.	Starter	Cl.	S	W-L	ERA
P	Tim Parker	Jr.	17	7-5	2.97
P	Dave Tripp	Jr.	12	8-5	4.04
P	Brian Faw	Sr.	11	5-3	4.56

1991 (60-10 OVERALL, 18-3 ACC)

Pos.	Starter	Cl.	S	PS	BA
C	Jim Anderson	Sr.	36	36	.287
1B	Eric Macrina	Sr.	68	43	.335
2B	Jim Crowley	Sr.	68	64	.383
SS	Todd Stefan	Sr.	66	66	.348
3B	Jeff Miller	So.	64	64	.297
LF	Billy McMillon	Fr.	54	54	.391
CF	Kevin Northrup	Jr.	66	58	.350
RF	Michael Spiers	Sr.	64	61	.364
DH	Joe DeBerry	Jr.	62	36	.342

Pos.	Starter	Cl.	S	W-L	ERA
P	Jason Angel	So.	16	14-2	2.33
P	Aaron Jersild	Jr.	14	8-0	4.04
P	Mike Kimbrell	Sr.	12	11-0	3.56

1992 (50-14 OVERALL, 19-5 ACC)

Pos.	Starter	Cl.	S	PS	BA
C	Mike Lockhart	Jr.	47	47	.282
1B	Billy McMillon	So.	32	25	.372
2B	Joe Taylor	Jr.	53	53	.315
SS	Ted Corbin	Jr.	55	55	.372
3B	Jeff Miller	Jr.	54	50	.267
LF	Shawn Satterfield	Jr.	51	47	.296
CF	Kevin Northrup	Sr.	64	64	.382
RF	Keith Williams	So.	61	60	.296
DH	Chad Phillips	Jr.	40	30	.288

Pos.	Starter	Cl.	S	W-L	ERA
P	Jason Angel	Jr.	17	9-3	3.42
P	Scott Miller	Jr.	15	11-1	3.30
P	Andy Taulbee	Fr.	12	5-2	2.27

1993 (45-20 OVERALL, 11-11 ACC)

Pos.	Starter	Cl.	S	PS	BA
C	Andy Monin	Jr.	28	28	.309
1B	Shane Monahan	Fr.	65	33	.372
2B	Jeff Morris	Sr.	63	58	.356
SS	Joe Taylor	Sr.	59	51	.277
3B	Jeff Miller	Sr.	50	49	.250
LF	Billy McMillon	Jr.	57	56	.377
CF	Keith Williams	Jr.	65	63	.365
RF	Shawn Satterfield	Sr.	28	22	.277
DH	Mike Hampton	Jr.	31	18	.254

Pos.	Starter	Cl.	S	W-L	ERA
P	Chad Phillips	Sr.	15	12-2	2.98
P	Jeff Sauve	So.	15	6-5	4.76
P	Mike Holtz	Jr.	11	3-4	6.13

1994 (57-18 OVERALL, 20-4 ACC)

Pos.	Starter	Cl.	S	PS	BA
C	Mike Eydenberg	Sr.	53	46	.300
1B	Jason Embler	Fr.	49	49	.237
2B	Eric DeMoura	Fr.	40	39	.222
SS	Seth Brizek	So.	75	75	.247
3B	Mike Hampton	Sr.	75	70	.380
LF	David Miller	So.	71	49	.313
CF	Shane Monahan	So.	75	31	.415
RF	Dexter McCleon	So.	51	31	.234
DH	Andy Monin	Sr.	62	35	.281

Pos.	Starter	Cl.	S	W-L	ERA
P	Andy Taulbee	Jr.	18	12-4	3.61
P	Jason Dawsey	So.	15	6-2	4.16
P	Kris Benson	Fr.	14	7-3	4.24
P	Billy Koch	Fr.	14	4-2	4.62

1995 (54-14 OVERALL, 20-4 ACC)

Pos.	Starter	Cl.	S	PS	BA
C	Matthew LeCroy	Fr.	68	46	.333
1B	David Miller	Jr.	68	67	.380
2B	Doug Livingston	Jr.	66	65	.262
SS	Seth Brizek	Jr.	67	67	.279
3B	Paul Galloway	Jr.	60	58	.324
LF	Gary Burnham	So.	66	66	.344
CF	Shane Monahan	Jr.	67	49	.388
RF	Jerome Robinson	Jr.	52	49	.268
DH	Will Duffie	Jr.	54	32	.294

Pos.	Starter	Cl.	S	W-L	ERA
P	Jason Dawsey	Jr.	19	11-4	2.78
P	Kris Benson	So.	14	8-3	3.20
P	Billy Koch	So.	14	7-2	3.72

1996 (51-17 OVERALL, 17-7 ACC)

Pos.	Starter	Cl.	S	PS	BA
C	Matthew LeCroy	So.	67	45	.316

1B	Jason Embler	Jr.	65	65	.357
2B	Doug Livingston	Sr.	58	58	.341
SS	Kurt Bultmann	Fr.	55	55	.304
3B	Paul Galloway	Sr.	66	65	.294
LF	Gary Burnham	Jr.	68	68	.290
CF	Ontrell McCray	Jr.	25	25	.234
	Rusty Rhodes	Sr.	25	25	.260
RF	Jerome Robinson	Sr.	64	52	.303
DH	Will Duffie	Sr.	61	38	.265

Pos.	Starter	Cl.	S	W-L	ERA
P	Kris Benson	Jr.	19	14-2	2.02
P	Billy Koch	Jr.	16	10-5	3.14
P	Ken Vining	Jr.	16	10-3	2.97

1997 (41-23 OVERALL, 13-10 ACC)

Pos.	Starter	Cl.	S	PS	BA
C	Matthew LeCroy	Jr.	64	60	.359
1B	Jason Embler	Sr.	64	64	.305
2B	Brian Holstad	Fr.	63	63	.228
SS	Kurt Bultmann	So.	60	58	.348
3B	Eric DeMoura	Sr.	63	63	.352
LF	Gary Burnham	Sr.	64	64	.391
CF	Nathan Broome	Sr.	43	36	.309
RF	Matt Padgett	So.	62	57	.300
DH	Henri Stanley	Fr.	39	39	.267

Pos.	Starter	Cl.	S	W-L	ERA
P	Ryan Mottl	Fr.	16	10-3	4.73
P	Skip Browning	Fr.	13	6-5	5.11
P	Pat Collins	Fr.	11	4-1	6.89

1998 (43-16 OVERALL, 14-9 ACC)

Pos.	Starter	Cl.	S	PS	BA
C	Brian Ellis	So.	38	35	.374
1B	Jason Harris	Jr.	59	59	.357
2B	Kurt Bultmann	Jr.	58	58	.299
SS	Doug Roper	So.	58	58	.298
3B	Justin Singleton	Fr.	29	29	.370
LF	Peter Nystrom	Fr.	45	41	.309
CF	Patrick Boyd	Fr.	59	59	.344
RF	Matt Padgett	Jr.	58	58	.376
DH	Henri Stanley	So.	29	24	.284

Pos.	Starter	Cl.	S	W-L	ERA
P	Ryan Mottl	So.	16	9-4	4.81
P	Brian Adams	So.	11	6-2	4.22
P	Skip Browning	So.	11	5-3	4.89

1999 (42-27 OVERALL, 13-10 ACC)

Pos.	Starter	Cl.	S	PS	BA
C	Brian Ellis	Jr.	60	56	.265
1B	Jason Harris	Sr.	69	69	.339
2B	Kurt Bultmann	Sr.	68	68	.327
SS	Bradley LeCroy	Jr.	59	57	.286
3B	Khalil Greene	Fr.	68	68	.358
LF	Brian Holstad	Jr.	38	21	.313
CF	Henri Stanley	Jr.	65	35	.296
RF	Justin Singleton	So.	36	36	.237
DH	Patrick Boyd	So.	61	28	.390

Pos.	Starter	Cl.	S	W-L	ERA
P	Ryan Mottl	Jr.	17	4-8	6.14
P	Mike Paradis	Jr.	16	6-1	4.37
P	Brian Adams	Jr.	9	5-5	5.85

2000 (51-18 OVERALL, 17-7 ACC)

Pos.	Starter	Cl.	S	PS	BA
C	Brian Ellis	Sr.	60	60	.283
1B	Mike Calitri	Jr.	38	33	.285
2B	Ryan Riley	Jr.	52	50	.298
SS	Jeff Baker	Fr.	67	64	.313
3B	Khalil Greene	So.	69	69	.364
LF	Casey Stone	Jr.	69	54	.357
CF	Patrick Boyd	Jr.	69	69	.293
RF	Justin Singleton	Jr.	33	33	.294
DH	Jarrod Schmidt	Fr.	40	27	.230

YEAR-BY-YEAR STARTING LINEUPS (ACC ERA)

3B	Jeff Baker	So.	60	52	.369
LF	Casey Stone	Sr.	62	61	.376
CF	Chad Coder	So.	55	54	.270
RF	Kyle Frank	So.	51	51	.250
DH	Jarrod Schmidt	So.	54	46	.298

Pos.	Starter	Cl.	S	W-L	ERA
P	Steve Reba	Jr.	17	12-3	2.58
P	Jarrod Schmidt	So.	14	7-3	4.34
P	Matt Henrie	So.	10	6-3	3.06

2002 (54-17 OVERALL, 16-8 ACC)

Pos.	Starter	Cl.	S	PS	BA
C	Steve Pyzik	Jr.	36	36	.169
1B	Michael Johnson	Jr.	71	71	.384
2B	David Slevin	Jr.	56	55	.284
SS	Khalil Greene	Sr.	71	67	.470
3B	Jeff Baker	Jr.	67	65	.325
LF	L.J. DeMaino	Jr.	30	29	.291
CF	Kyle Frank	Jr.	70	61	.324
RF	Jarrod Schmidt	Jr.	65	64	.304
DH	Jeff Hourigan	Fr.	39	33	.275

Pos.	Starter	Cl.	S	W-L	ERA
P	Steve Reba	Sr.	19	13-4	4.39
P	Matt Henrie	Jr.	18	13-5	3.12
P	Steven Jackson	So.	12	6-1	5.37

2003 (39-22 OVERALL, 15-9 ACC)

Pos.	Starter	Cl.	S	PS	BA
C	Steve Pyzik	Sr.	26	26	.305
1B	Michael Johnson	Sr.	58	58	.338
2B	David Slevin	Sr.	48	48	.330
SS	Russell Triplett	Jr.	60	60	.335
3B	Brad McCann	So.	60	60	.347
LF	Ryan Hub	Jr.	34	23	.260
CF	Kyle Frank	Sr.	59	59	.322
RF	Zane Green	Jr.	41	41	.326
DH	Herman Demmink	Fr.	30	16	.330

Pos.	Starter	Cl.	S	W-L	ERA
P	Tyler Lumsden	So.	16	8-2	3.77
P	Steven Jackson	Jr.	13	7-3	4.27
P	Jason Berken	Fr.	8	4-2	3.19

2004 (39-26 OVERALL, 14-10 ACC)

Pos.	Starter	Cl.	S	PS	BA
C	Lou Santangelo	Jr.	64	64	.300
1B	Andy D'Alessio	Fr.	51	50	.333
2B	Herman Demmink	So.	45	40	.270
SS	Russell Triplett	Sr.	65	65	.304
3B	Brad McCann	Jr.	63	63	.379
LF	Tony Sipp	Jr.	51	29	.280
CF	Garrick Evans	Jr.	37	37	.308
RF	Travis Storrer	So.	53	25	.315
DH	Kris Harvey	So.	51	21	.335

Pos.	Starter	Cl.	S	W-L	ERA
P	Kris Harvey	So.	14	6-0	5.40
P	Tyler Lumsden	Jr.	14	5-4	3.98
P	Robert Rohrbaugh	So.	12	4-5	3.99

2005 (43-23 OVERALL, 21-9 ACC)

Pos.	Starter	Cl.	S	PS	BA
C	Adrian Casanova	Jr.	64	64	.238
1B	Andy D'Alessio	So.	60	60	.276
2B	Taylor Harbin	Fr.	66	66	.343
SS	Stan Widmann	Fr.	66	66	.289
3B	Herman Demmink	Jr.	63	63	.345
LF	Tyler Colvin	So.	65	63	.283
CF	Brad Chalk	Fr.	54	54	.350
RF	Travis Storrer	Jr.	66	66	.346
DH	Kris Harvey	Jr.	65	63	.341

Pos.	Starter	Cl.	S	W-L	ERA
P	Robert Rohrbaugh	Jr.	16	8-3	4.22
P	Josh Cribb	Jr.	15	8-5	3.54
P	Kris Harvey	Jr.	13	5-4	5.52

2006 (53-16 OVERALL, 24-6 ACC)

Pos.	Starter	Cl.	S	PS	BA
C	Adrian Casanova	Sr.	67	67	.249
1B	Andy D'Alessio	Jr.	69	69	.312
2B	Taylor Harbin	So.	64	62	.319
SS	Stan Widmann	So.	67	67	.307
3B	Marquez Smith	Jr.	63	34	.291
LF	Tyler Colvin	Jr.	69	69	.356
CF	Brad Chalk	So.	68	68	.353
RF	Travis Storrer	Sr.	51	51	.321

DH	Herman Demmink	Sr.	69	34	.296
----	----------------	-----	----	----	------

Pos.	Starter	Cl.	S	W-L	ERA
P	Jason Berken	Jr.	18	9-3	3.22
P	Stephen Faris	Jr.	18	9-3	2.36
P	Josh Cribb	Sr.	15	9-0	3.09

2007 (41-23 OVERALL, 18-12 ACC)

Pos.	Starter	Cl.	S	PS	BA
C	Doug Hogan	Jr.	62	59	.350
1B	Andy D'Alessio	Sr.	59	58	.319
2B	J.D. Burgess	Fr.	45	43	.236
SS	Taylor Harbin	Jr.	63	57	.296
3B	Marquez Smith	Sr.	64	64	.336
LF	Addison Johnson	Fr.	58	52	.286
CF	Brad Chalk	Jr.	45	44	.366
RF	Wilson Boyd	Fr.	45	39	.285
DH	Ben Paulsen	Fr.	46	40	.258

Pos.	Starter	Cl.	S	W-L	ERA
P	David Kopp	Jr.	18	6-3	3.79
P	Ryan Hinson	So.	14	6-2	2.74
P	Daniel Moskos	Jr.	10	3-6	3.29

2008 (31-27-1 OVERALL, 11-18-1 ACC)

Pos.	Starter	Cl.	S	PS	BA
C	Doug Hogan	Sr.	59	59	.271
1B	Ben Paulsen	So.	58	58	.310
2B	Mike Freeman	So.	52	49	.332
SS	Stan Widmann	Jr.	52	52	.238
3B	Matt Sanders	Jr.	33	26	.297
LF	Jeff Schaus	Fr.	58	52	.315
CF	Wilson Boyd	So.	59	52	.300
RF	Chris Epps	Fr.	33	27	.218
DH	Kyle Parker	Fr.	55	29	.303

Pos.	Starter	Cl.	S	W-L	ERA
P	D.J. Mitchell	Jr.	14	6-5	3.47
P	Graham Stoneburner	Fr.	14	6-5	5.55
P	Ryan Hinson	Jr.	10	3-5	4.74

2009 (44-22 OVERALL, 19-11 ACC)

Pos.	Starter	Cl.	S	PS	BA
C	John Nester	So.	46	46	.304

1B	Ben Paulsen	Jr.	66	66	.367
2B	Mike Freeman	Jr.	66	66	.328
SS	Brad Miller	Fr.	66	66	.273
3B	Jason Stolz	Fr.	42	42	.315
LF	Jeff Schaus	So.	65	53	.320
CF	Wilson Boyd	Jr.	49	21	.341
RF	Kyle Parker	So.	60	49	.255
DH	Chris Epps	So.	29	25	.297

Pos.	Starter	Cl.	S	W-L	ERA
P	Chris Dwyer	Fr.	17	5-6	4.92
P	Casey Harman	Jr.	13	7-3	3.95
P	Trey Delk	Sr.	11	4-1	3.44

2010 (45-25 OVERALL, 18-12 ACC)

Pos.	Starter	Cl.	S	PS	BA
C	John Nester	Jr.	41	40	.245
1B	Richie Shaffer	Fr.	44	36	.323
2B	Mike Freeman	Sr.	69	69	.331
SS	Brad Miller	So.	69	65	.357
3B	John Hinson	So.	57	54	.351
LF	Jeff Schaus	Jr.	70	64	.320
CF	Wilson Boyd	Sr.	62	29	.301
RF	Kyle Parker	Jr.	67	57	.344
DH	Chris Epps	Jr.	41	15	.221

Pos.	Starter	Cl.	S	W-L	ERA
P	Casey Harman	Jr.	19	8-4	3.79
P	Scott Weismann	So.	18	9-2	4.90
P	Will Lamb	So.	10	4-4	5.02
P	Dominic Leone	Fr.	10	3-2	4.78

2011 (43-20 OVERALL, 17-13 ACC)

Pos.	Starter	Cl.	S	PS	BA
C	Spencer Kieboom	So.	51	42	.282
1B	Richie Shaffer	So.	63	57	.315
2B	Jason Stolz	Jr.	63	48	.285
SS	Brad Miller	Jr.	54	51	.395
3B	John Hinson	Jr.	60	57	.331
LF	Jeff Schaus	Sr.	63	63	.323
CF	Will Lamb	Jr.	59	54	.348
RF	Chris Epps	Sr.	57	56	.292
DH	Phil Pohl	Jr.	57	37	.333

Pos.	Starter	Cl.	S	W-L	ERA
P	Justin Sarratt	Sr.	13	7-2	2.57
P	Dominic Leone	So.	12	6-2	3.70
P	Scott Weismann	Jr.	8	3-5	4.89

2012 (35-28 OVERALL, 16-14 ACC)

Pos.	Starter	Cl.	S	PS	BA
C	Spencer Kieboom	Jr.	56	50	.250
1B	Jon McGibbon	So.	57	55	.233
2B	Steve Wilkerson	So.	59	59	.295
SS	Jason Stolz	Sr.	63	63	.270
3B	Richie Shaffer	Jr.	63	63	.336
LF	Jay Baum	Fr.	45	33	.220
CF	Thomas Brittle	Jr.	56	56	.298
RF	Brad Felder	Sr.	45	45	.263
DH	Phil Pohl	Sr.	63	43	.286

Pos.	Starter	Cl.	S	W-L	ERA
P	Dominic Leone	Jr.	16	7-4	5.25
P	Kevin Pohle	So.	14	7-4	3.66
P	Kevin Brady	Jr.	11	1-3	2.54

2013 (40-22 OVERALL, 18-12 ACC)

Pos.	Starter	Cl.	S	PS	BA
C	Garrett Boulware	So.	60	60	.308
1B	Jon McGibbon	Jr.	58	58	.285
2B	Steve Wilkerson	Jr.	58	57	.291
SS	Tyler Krieger	Fr.	62	62	.257
3B	Jay Baum	So.	38	32	.228
LF	Tyler Slaton	So.	45	44	.263
CF	Thomas Brittle	Sr.	61	61	.264
RF	Steven Duggar	Fr.	62	62	.300
DH	Shane Kennedy	Jr.	62	32	.317

Pos.	Starter	Cl.	S	W-L	ERA
P	Daniel Gossett	So.	16	10-4	2.56
P	Matthew Crownover	Fr.	14	7-3	2.19
P	Clate Schmidt	Fr.	11	3-4	5.34

PS - starts at the particular position; Note: Top-three pitchers listed (including ties) in terms of starts.



RICHIE SHAFFER BATTED .336 DURING HIS ALL-AMERICA SEASON IN 2012.

HONORS & AWARDS

ABCA ATLANTIC REGION COACH-OF-THE-YEAR

2010 - Jack Leggett

ABCA HALL OF FAME

2014 - Jack Leggett, HC

Note: Year denotes year inducted.

ACC ATHLETE-OF-THE-YEAR

1996 - Kris Benson, P

ACC COACH-OF-THE-YEAR

1954 - Bob Smith

1988 - Bill Wilhelm

1991 - Bill Wilhelm

1994 - Jack Leggett

1995 - Jack Leggett

2006 - Jack Leggett

ACC PLAYER-OF-THE-WEEK

1989 - Brian Barnes, P (5-8)

Brian Barnes, P (5-22)

1990 - Tim Parker, P (4-24)

1991 - Jason Angel, P (4-29)

Michael Spiers, OF (5-13)

1992 - Keith Williams, OF (3-16)

Kevin Northrup, OF (3-23)

Joe Taylor, 2B (4-13)

1993 - Billy McMillon, 1B (3-11)

Jeff Morris, 2B (5-10)

1994 - Andy Taulbee, P (2-14)

Andy Taulbee, P (2-21)

Scott Winchester, P (4-4)

Mike Holtz, P (4-11)

David Miller, 1B (4-18)

Scott Winchester, P (5-2)

Mike Hampton, 3B (5-16)

Shane Monahan, OF (5-23)

Ken Vining, P (5-23)

1995 - David Miller, 1B (3-6)

Jason Dawsey, P (3-13)

Shane Monahan, OF (3-13)

David Miller, 1B (4-4)

Jason Dawsey, P (4-10)

Jamie Eggleston, P (5-1)

1996 - Kris Benson, P (2-26)

Kris Benson, P (3-11)

Kris Benson, P (3-25)

Kris Benson, P (4-15)

Kris Benson, P (4-29)

Kris Benson, P (5-6)

Billy Koch, P (5-6)

1997 - Matthew LeCroy, C (2-24)

1998 - Ryan Mottl, P (3-2)

Patrick Boyd, OF (3-9)

Matt Padgett, OF (4-6)

Brian Ellis, C (4-20)

Ryan Mottl, P (4-27)

1999 - Jason Harris, 1B (4-12)

Chris Heck, P (4-26)

2000 - Scott Berney, P (2-28)

Scott Berney, P (3-6)

Ryan Mottl, P (4-10)

Nick Glaser, P (4-17)

Khalil Greene, 3B (5-8)

2001 - Ryan Riley, 2B (2-26)

Matt Henrie, P (3-19)

Steve Reba, P (4-23)

Matt Henrie, P (5-7)

Steve Reba, P (5-14)

Khalil Greene, SS (5-14)

2002 - Jeff Baker, 3B (2-25)

Michael Johnson, 1B (3-4)

Khalil Greene, SS (3-18)

Khalil Greene, SS (4-29)

Khalil Greene, SS (5-6)

2003 - Tyler Lumsden, P (3-3)

Tyler Lumsden, P (3-10)

Paul Harrelson, P (4-28)

Michael Johnson, 1B (4-28)

Garrick Evans, OF (5-19)

Patrick Hogan, P (5-19)

2004 - Brad McCann, 3B (3-1)

Kris Harvey, P (4-5)

Garrick Evans, OF (4-19)

2005 - Kris Harvey, DH (3-21)

Stephen Faris, P (4-18)

Taylor Harbin, 2B (4-25)

Josh Cribb, P (5-16)

Josh Cribb, P (5-23)

ACC POTW HONORS

Player	#	Years
Kris Benson	6	1994-96
Khalil Greene	5	1999-02
Kyle Parker	4	2008-10
Richie Shaffer	4	2010-12
David Miller	3	1993-95
Ryan Mottl	3	1997-00
Kris Harvey	3	2003-05
Josh Cribb	3	2003-06
Andy D'Alessio	3	2004-07
Brad Miller	3	2009-11

Note: Since 1989.

Kris Harvey, DH (5-23)

2006 - Tyler Colvin, OF (3-27)

Andy D'Alessio, 1B (4-3)

Josh Cribb, P (4-10)

Marquez Smith, 3B (5-1)

Andy D'Alessio, 1B (5-15)

Tyler Colvin, OF (5-22)

2007 - Doug Hogan, C (4-30)

Marquez Smith, 3B (5-7)

Andy D'Alessio, 1B (5-14)

2008 - Graham Stoneburner, P (3-24)

Ryan Hinson, P (3-31)

Kyle Parker, OF/INF (4-28)

2009 - Justin Sarratt, P (4-6)

Chris Dwyer, P (4-13)

Kyle Parker, OF (4-13)

Jeff Schaus, OF (4-27)

2010 - Kyle Parker, OF (3-22)

Kyle Parker, OF (5-10)

Wilson Boyd, OF (5-24)

2011 - Richie Shaffer, 1B (4-4)

Brad Miller, SS (4-11)

Brad Miller, SS (5-2)

Brad Miller, SS (5-16)

Chris Epps, OF (5-23)

2012 - Richie Shaffer, 3B (3-5)

Richie Shaffer, 3B (4-2)

Richie Shaffer, 3B (4-9)

Spencer Kieboom, C (4-30)

2013 - Garrett Boulware, C (3-25)

Matthew Crownover, P (5-13)

Daniel Gossett, P (5-20)

ACC PLAYER-OF-THE-YEAR

1973 - Craig White, OF

1974 - Steve Cline, P

1975 - Denny Walling, OF

1976 - Chuck Porter, P

1985 - Jim McCollom, 1B

1986 - Chuck Baldwin, 1B

1989 - Brian Barnes, P

1990 - Brian Kowitz, OF

1995 - Shane Monahan, OF

1996 - Kris Benson, P

2002 - Khalil Greene, SS

2011 - Brad Miller, SS

ACC ROOKIE-OF-THE-YEAR

1995 - Matthew LeCroy, C

1998 - Patrick Boyd, OF

ACC TOURNAMENT MVP

1989 - Brian Barnes, P

1991 - Michael Spiers, OF

1993 - Jeff Morris, 2B

1994 - Shane Monahan, OF

2006 - Tyler Colvin, OF

ALL-ACC TOURNAMENT

1987 - Chuck Baldwin, 2B

Bert Heffernan, C

1988 - Brian Kowitz, DH

1989 - Brian Barnes, P

Rusty Charpia, SS

Brian Kowitz, OF

Mike Milchin, 1B

Henry Threadgill, 2B

1990 - Brian Kowitz, OF

Tim Rigsby, SS

1991 - Jason Angel, P

Jim Crowley, 2B

Eric Macrina, DH

Scott Miller, P

Michael Spiers, OF

1992 - Aaron Jersild, P

Kevin Northrup, OF

Joe Taylor, 2B

1993 - Billy McMillon, OF

Jeff Morris, 2B

Andy Taulbee, P

Keith Williams, OF

1994 - Mike Hampton, 3B

Shane Monahan, OF

Ken Vining, P

1995 - Gary Burnham, OF

Paul Galloway, 3B

Ken Vining, P

1996 - Jason Embler, 1B

Doug Livingston, 2B

1997 - Gary Burnham, OF

1999 - Patrick Boyd, OF

Khalil Greene, 3B

2000 - Jeff Baker, UT/DH

Patrick Boyd, OF

Khalil Greene, 3B

Ryan Mottl, P

2002 - Khalil Greene, SS

Michael Johnson, 1B

Steve Reba, P

2004 - Brad McCann, 3B

Travis Storrer, 2B

2005 - Josh Cribb, P

2006 - Brad Chalk, OF

Sean Clark, P

Tyler Colvin, OF

Taylor Harbin, 2B

D.J. Mitchell, OF

Marquez Smith, 3B

2007 - David Kopp, P

2009 - Wilson Boyd, OF

Casey Harman, P

2011 - Chris Epps, OF

2012 - Jon McGibbon, 1B

2013 - Garrett Boulware, C

ALL-ATLANTIC REGION

1954 - Doug Kingsmore, OF (1)

Billy O'Dell, P (1)

1958 - Harold Stowe, P (1)

Fred DeBerry, 1B (2)

Bailey Hendley, OF (2)

Bud Spiers, SS (2)

1959 - Doug Hoffman, OF (1)

Harold Stowe, P (1)

1960 - Ty Cline, OF (1)

Dave Lynn, C (1)

1965 - Rusty Adkins, OF (1)

Jack McCall, SS (1)

1966 - Rusty Adkins, 2B (1)

1967 - Rusty Adkins, 2B (1)

Garry Helms, SS (3)

1971 - Rusty Gerhardt, P (1)

Craig White, OF (1)

1973 - Craig White, OF (1)

Lin Hamilton, C (2)

Richard Haynes, 2B (2)

1974 - Lin Hamilton, C (1)

Smiley Sanders, OF (2)

1975 - Denny Walling, CF (1)

1976 - Chuck Porter, P (1)

Kurt Siebert, SS (1)

1977 - Dave Caldwell, OF (1)

Bill Foley, C (1)

1978 - Dave Buffamoyer, DH (1)

Tony Masone, OF (1)

Billy Weems, OF (1)

Neil Simons, OF (1)

Mike Sullivan, P (1)

1979 - Dave Buffamoyer, C (1)

Tony Masone, OF (1)

Neil Simons, OF (1)

Mike Sullivan, P (1)

1980 - Mike Brown, P (1)

Neil Simons, OF (1)

Tim Teufel, 2B (1)

1983 - Bob Paulling, 1B (1)

1985 - Jim McCollom, 1B (1)

1986 - Chuck Baldwin, 1B (1)

1987 - Bill Spiers, SS (1)

1989 - Brian Barnes, P (1)

1990 - Brian Kowitz, OF (1)

1991 - Jim Crowley, 2B (1)

Eric Macrina, DH (1)

Billy McMillon, OF (1)

Joe DeBerry, DH (2)

Eric Macrina, 1B (2)

1992 - Kevin Northrup, OF (1)

1993 - Jeff Morris, 2B (1)

Keith Williams, OF (1)

Billy McMillon, OF (2)

Shane Monahan, 1B (2)


1994 - Mike Hampton, 3B (1)

Shane Monahan, OF (1)

Andy Taulbee, P (2)

1995 - Jason Dawsey, P (1)

HONORS & AWARDS



MATTHEW LeCROY (1995-97), WHO HIT 53 CAREER HOME RUNS, WAS INDUCTED INTO THE CLEMSON HALL OF FAME IN 2013.

- 2005 - Kris Harvey, DH (1)
Taylor Harbin, 2B (2)
- 2006 - Tyler Colvin, OF (1)
Josh Cribb, P (1)
Andy D'Alessio, 1B (1)
- 2010 - Kyle Parker, OF (1)
- 2011 - Brad Miller, SS (1)
Richie Shaffer, 1B (2)
- 2012 - Richie Shaffer, 1B (1)
Phil Pohl, DH (2)

ALL-COLLEGE WORLD SERIES

- 1959 - Harold Stowe, P
- 1959 - Bailey Hendley, P/OF
- 1959 - Doug Hoffman, OF
- 1977 - Dave Caldwell, OF
- 2002 - Michael Johnson, 1B
- 2010 - John Hinson, 3B

BOB BRADLEY AWARD

(South Carolina Series MVP)

- 2001 - Jeff Baker, 3B
- 2002 - Michael Johnson, 1B
- 2003 - Michael Johnson, 1B
- 2004 - Herman Demmink, 2B
- 2005 - Tyler Colvin, OF
- 2006 - Daniel Moskos, P
- 2007 - Wilson Boyd, OF
- 2008 - Wilson Boyd, OF
- 2009 - Kyle Parker, OF
- 2010 - Chris Epps, OF
- 2011 - Spencer Kieboom, C
- 2012 - Richie Shaffer, 3B
- 2013 - Clate Schmidt, P

BROOKS WALLACE AWARD

(Nation's Best Shortstop)

- 2011 - Brad Miller

CLEMSON HALL OF FAME

- 1973 - Frank Howard, HC
Billy O'Dell, P
- 1974 - Joe Landrum, P
- 1977 - Rusty Adkins, OF
Frank Gillespie, 1B
- 1978 - Ty Cline, OF
Ray Matthews, OF
- 1979 - Jess Neely, HC
Flint Rhem, P
Harold Stowe, P
- 1980 - Doug Hoffman, OF
Suzie Owens
- 1981 - John Heisman, HC
- 1982 - Rusty Gerhardt, P
- 1984 - Walter Cox, HC

- Dick Hendley, C
- 1985 - Doug Kingsmore, OF
- 1988 - Bob Smith, HC
Craig White, OF
- 1991 - Dude Buchanan, 1B
- 1993 - Gene Moore, C
- 1994 - Bob Paulling, 1B
Dewey Quinn, 3B
- 1997 - Neil Simons, OF
- 1998 - Bill Spiers, SS
- 1999 - Jimmy Key, P
- 2002 - Bert Heffernan, C
- 2003 - Smiley Sanders, OF
- 2004 - Brian Barnes, P
- 2005 - Kris Benson, P
- 2007 - Khalil Greene, 3B/SS
- 2008 - Billy Wingo, 2B
- 2011 - Shane Monahan, OF
- 2012 - Billy McMillon, OF
Bill Wilhelm, HC
- 2013 - Matthew LeCroy, C
Ray Williams, OF

Note: List only includes baseball players/coaches; year denotes year inducted.

DEDICATION AWARD

(Strength Training)

- 1995 - Scott Winchester, P
- 1996 - Gary Burnham, OF
- 1997 - Gary Burnham, OF
- 1998 - Matt Padgett, OF
- 1999 - Jason Harris, 1B
- 2000 - Brian Ellis, C
- 2001 - B.J. LaMura, P
- 2002 - Khalil Greene, SS
- 2003 - Herman Demmink, 2B
Kyle Frank, OF
- 2004 - Herman Demmink, 2B
- 2005 - Herman Demmink, 3B
- 2006 - Herman Demmink, 3B
- 2007 - Chris Fidrych, P
- 2008 - Doug Hogan, C
- 2009 - Justin Saratt, P
- 2010 - Tomas Cruz, P
- 2011 - Phil Pohl, DH
- 2012 - Mike Triller, OF
- 2013 - Daniel Gossett, P

MITCHELL AWARD

(Most Valuable Player)

- 1962 - Buddy Nixon, 1B
- 1963 - Dave Ellison, OF
- 1964 - Ben Marsella, 3B
- 1965 - Tommy Chapman, P

- 1966 - Ellis Dantzler, 1B
- 1967 - Rusty Adkins, 2B
- 1968 - Nelson Gibson, P
- 1969 - Craig White, OF
- 1970 - Rusty Gerhardt, P
- 1971 - Rusty Gerhardt, P
- 1972 - Rusty Gerhardt, P
- 1973 - Craig White, OF
- 1974 - Steve Cline, P
- 1975 - Denny Walling, OF
- 1976 - Chuck Porter, P
- 1977 - Bill Foley, C
- 1978 - Tony Masone, OF
- 1979 - David Buffamoyer, C
- 1980 - Tim Teufel, 2B
- 1981 - Greg Guin, 1B
- 1982 - Jimmy Key, P/DH
- 1983 - Bob Paulling, 1B
- 1984 - Chuck Baldwin, 2B
- 1985 - Jim McCollom, 1B
- 1986 - Chuck Baldwin, 1B
- 1987 - Steve Baucom, 3B
- 1988 - Jerry Brooks, 3B
- 1989 - Henry Threadgill, 2B
- 1990 - Brian Kowitz, OF
- 1991 - Todd Stefan, SS
- 1992 - Kevin Northrup, OF
- 1993 - Keith Williams, OF
- 1994 - Mike Hampton, 3B
- 1995 - David Miller, 1B
- 1996 - Kris Benson, P
Doug Livingston, 2B
- 1997 - Gary Burnham, OF
- 1998 - Matt Padgett, OF
- 1999 - Kurt Bultmann, 2B
- 2000 - Khalil Greene, 3B
- 2001 - Casey Stone, OF
- 2002 - Khalil Greene, SS
- 2003 - Michael Johnson, 1B
- 2004 - Brad McCann, 3B
- 2005 - Kris Harvey, DH/P
- 2006 - Tyler Colvin, OF
- 2007 - Doug Hogan, C
- 2008 - Doug Hogan, C
- 2009 - Ben Paulsen, 1B
- 2010 - Mike Freeman, 2B
- 2011 - Brad Miller, SS
- 2012 - Richie Shaffer, 3B
- 2013 - Garrett Boulware, C

NATIONAL COLLEGE BASEBALL HALL OF FAME

- 2011 - Bill Wilhelm, HC
- Note: Year denotes year inducted.

NATIONAL PLAYER-OF-THE-WEEK

- 2002 - Khalil Greene, SS (3/18)
Jeff Baker, 3B (4/8)
Khalil Greene, SS (5/6)
- 2004 - Brad McCann, 3B (5/17)
- 2005 - Kris Harvey, DH/P (3/21)
- 2006 - Andy D'Alessio, 1B (4/3)
Marquez Smith, 3B (5/1)
Andy D'Alessio, 1B (5/15)
Tyler Colvin, OF (5/22)
- 2007 - Andy D'Alessio, 1B (5/14)
- 2008 - Doug Hogan, C (3/24)
Graham Stoneburner, P (3/24)
- 2009 - Chris Dwyer, P (4/14)
Jeff Schaus, OF (4/28)
- 2010 - Casey Harman, P (3/22)
- 2011 - Brad Miller, SS (4/11)
- 2012 - Daniel Gossett, P (4/9)
Richie Shaffer, 3B (4/9)

NATIONAL PLAYER-OF-THE-YEAR

ABCA

- 2002 - Khalil Greene, SS

Baseball America

- 1996 - Kris Benson, P
- 2002 - Khalil Greene, SS

Collegiate Baseball

- 1996 - Kris Benson, P
- 2002 - Khalil Greene, SS

Dick Howser Trophy

- 1996 - Kris Benson, P
- 2002 - Khalil Greene, SS

Golden Spikes Award

- 2002 - Khalil Greene, SS

Rotary Smith Award

- 1996 - Kris Benson, P
- 2002 - Khalil Greene, SS

OLYMPIANS

- 1988 - Mike Milchin, P
- 1996 - Kris Benson, P
Billy Koch, P
Matthew LeCroy, C

PAN AMERICAN GAMES

- 1959 - Ty Cline, P/OF
- 1967 - John Curtis, P
- 1979 - Brian Snyder, P
- 1980 - Mike Brown, P
- 1987 - Bert Heffernan, C

- Bill Spiers*, SS
 - 1991 - Billy McMillon*, OF
 - 1999 - Matthew LeCroy, C
- * - invited but did not participate

RAWLINGS ACC TOURNEY BATTING CHAMPION

- 1989 - Henry Threadgill, 2B
- 1991 - Michael Spiers, OF
- 1992 - Ted Corbin, SS

RAWLINGS GOLD GLOVE AWARD

- 2012 - Spencer Kieboom, C

STOWE AWARD

(Most Valuable Pitcher)

- 1984 - Scott Parrish
- 1985 - George Stone
- 1986 - Oliver Whitaker
- 1987 - Brian Barnes
- 1988 - Brian Barnes
- 1989 - Brian Barnes
- 1990 - Tim Parker
- 1991 - Mike Kimbrell
- 1992 - Paxton Briley
- 1993 - Chad Phillips
- 1994 - Andy Taulbee
- 1995 - Jason Dawsey
- 1996 - Kris Benson
- 1997 - Ryan Mottl
- 1998 - Scott Clackum
- 1999 - Mike Paradis
- 2000 - Ryan Mottl
- 2001 - Steve Reba
- 2002 - Matt Henrie
Steve Reba
- 2003 - Patrick Hogan
- 2004 - Patrick Hogan
- 2005 - Josh Cribb
- 2006 - Josh Cribb
- 2007 - Daniel Moskos
- 2008 - D.J. Mitchell
- 2009 - Casey Harman
- 2010 - Casey Harman
- 2011 - Justin Saratt
- 2012 - Scott Firth
- 2013 - Daniel Gossett

TIGER BASEBALL AWARD

(Leadership)

- 1995 - Gary Burnham, OF
Paul Galloway, 3B
- 1996 - Paul Galloway, 3B
- 1997 - Jason Embler, 1B
- 1998 - Derek Borgert, C
- 1999 - Derek Borgert, C
- 2000 - Brian Holstad, INF/OF
- 2001 - Casey Stone, OF
- 2002 - Michael Johnson, 1B
- 2003 - Kyle Frank, OF
- 2004 - Russell Triplett, SS
- 2005 - Taylor Harbin, 2B
- 2006 - Brad Chalk, OF
- 2007 - Taylor Harbin, SS
- 2008 - Matt Vaughn, P
- 2009 - Matt Vaughn, P
- 2010 - Wilson Boyd, OF
- 2011 - John Hinson, 3B
Phil Pohl, DH
- 2012 - Phil Pohl, DH
- 2013 - Matthew Crownover, P

WORLD CHAMPIONSHIPS

- 1997 - Ryan Mottl, P
- 1998 - Patrick Boyd, OF
Ryan Mottl, P
- 2000 - Jeff Baker, SS
Patrick Boyd, OF
- 2001 - Jeff Baker, 3B
- 2006 - Daniel Moskos, P
- 2007 - Tyler Colvin, OF
- 2009 - Brad Miller, INF
- 2010 - Brad Miller, INF

WORLD UNIVERSITY GAMES

- 1977 - Dave Caldwell, OF
Bill Foley, C

NATIONAL PLAYERS-OF-THE-YEAR

KRIS BENSON

BENSON'S 1996 ACCOMPLISHMENTS

- National Player-of-the-Year by Baseball America and Collegiate Baseball
- Dick Howser Trophy and Rotary Smith Award winner
- Had a 14-2 record, 2.02 ERA, and 204 strikeouts in 156.0 innings pitched over 19 starts
- #1 overall pick of the Major League draft
- Pitched for Team USA in the Olympics in Atlanta

1996

KHALIL GREENE

GREENE'S 2002 ACCOMPLISHMENTS

- National Player-of-the-Year by ABCA, Baseball America, and Collegiate Baseball
- Dick Howser Trophy, Golden Spikes Award, and Rotary Smith Award winner
- Batted .470 with 93 runs, 134 hits, 33 doubles, one triple, 27 homers, 91 RBIs, and 17 steals in 71 games
- #13 overall pick of the Major League draft

2002

ALL-AMERICANS

ABCA

Year	Player	Pos.	*T
1947	Joe Landrum	P	1
1954	Billy O'Dell	P	2
1959	Doug Hoffman	OF	1
1960	Ty Cline	OF	1
	Dave Lynn	C	3
1965	Rusty Adkins	OF	2
1966	Rusty Adkins	2B	3
1967	Rusty Adkins	2B	1
1971	Rusty Gerhardt	P	2
1975	Denny Walling	OF	1
1976	Kurt Seibert	SS	3
1977	Dave Caldwell	OF	3
1980	Tim Teufel	2B	1
1985	Jim McCollom	1B	3
1986	Chuck Baldwin	1B	2
1988	Bert Heffernan	C	1
1989	Brian Barnes	P	1
1991	Jim Crowley	2B	1
	Eric Macrina	DH	2
1992	Kevin Northrup	OF	2
1994	Shane Monahan	OF	1
	Mike Hampton	3B	2
1995	Scott Winchester	P	1
	David Miller	1B	2
	Shane Monahan	OF	2
	Jason Dawsey	P	3
1996	Kris Benson	P	1
	Matthew LeCroy	C	2
1997	Matthew LeCroy	C	2
2001	Jeff Baker	3B	2
	Steve Reba	P	3
2002	Khalil Greene	SS	1
	Michael Johnson	1B	2
	Steve Reba	P	3
2005	Kris Harvey	DH	1

2006	Tyler Colvin	OF	2
	Andy D'Alessio	1B	2
	Josh Cribb	P	3
2010	Kyle Parker	OF	3
2011	Brad Miller	SS	1
2012	Richie Shaffer	3B	3

ACADEMIC

Year	Player	Pos.	*T
1995	Paul Galloway	3B	1
2011	Phil Pohl	DH	3
2012	Phil Pohl	DH	1

BASEBALL AMERICA

Year	Player	Pos.	*T
1986	Chuck Baldwin	1B	2
1988	Brian Barnes	P	2
1989	Brian Barnes	P	1
1990	Brian Kowitz	OF	2
1991	Jason Angel	P	2
	Jim Crowley	2B	2
1992	Kevin Northrup	OF	2
1994	Shane Monahan	OF	1
	Mike Hampton	3B	2
1995	Shane Monahan	OF	2
	Scott Winchester	P	2
	David Miller	1B	3
1996	Kris Benson	P	1
	Ken Vining	P	3
1997	Matthew LeCroy	C	1
1999	Patrick Boyd	OF	2
2001	Jeff Baker	3B	1
2002	Jeff Baker	3B	1
	Khalil Greene	SS	1
2004	Brad McCann	3B	3
2005	Kris Harvey	DH	2
2006	Tyler Colvin	OF	1

2010	Andy D'Alessio	1B	3
	Kyle Parker	OF	2
2011	Brad Miller	SS	1

COLLEGE BASEBALL FOUNDATION

Year	Player	Pos.	*T
2006	Andy D'Alessio	1B	1

COLLEGIATE BASEBALL

Year	Player	Pos.	*T
1991	Eric Macrina	DH	3
1992	Kevin Northrup	OF	3
1994	Mike Hampton	3B	1
	Shane Monahan	OF	2
1995	Shane Monahan	OF	1
	Scott Winchester	P	1
	Jason Dawsey	P	2
	David Miller	1B	3
1996	Kris Benson	P	1
1997	Matthew LeCroy	C	2
1998	Scott Clackum	P	2
2001	Jeff Baker	3B	1
	Steve Reba	P	3
2002	Khalil Greene	SS	1
	Jeff Baker	3B	3
	Michael Johnson	1B	3
	Steve Reba	P	3
2005	Taylor Harbin	2B	2
2006	Josh Cribb	P	2
	Andy D'Alessio	1B	3
2011	Brad Miller	SS	1
2012	Richie Shaffer	3B	3

FRESHMAN

Year	Player	Pos.
1991	Billy McMillon	OF
1993	Shane Monahan	1B

	Scott Winchester	P
1995	Matthew LeCroy	C
1997	Ryan Mottl	P
1998	Patrick Boyd	OF
1999	Khalil Greene	3B
2000	Jeff Baker	SS
	Jarrod Schmidt	P
2003	Robert Rohrbaugh	P
2005	Brad Chalk	OF
	Taylor Harbin	2B
2008	Kyle Parker	OF/INF
2011	Kevin Pohle	P
2013	Matthew Crownover	P
	Steven Duggar	OF

NCBWA

Year	Player	Pos.	*T
1993	Billy McMillon	OF	1
	Chad Phillips	P	3
1994	Mike Hampton	3B	1
	Shane Monahan	OF	1
1995	Shane Monahan	OF	1
	David Miller	1B	2
	Gary Burnham	OF	3
	Jason Dawsey	P	3
1996	Kris Benson	P	1
	Billy Koch	P	2
	Matthew LeCroy	C	2
	Ken Vining	P	3
1997	Matthew LeCroy	C	1
1998	Ryan Mottl	P	3
1999	Kurt Bultmann	2B	2
	Patrick Boyd	OF	3
2000	Nick Glaser	P	3
2001	Jeff Baker	3B	2
	Casey Stone	OF	3
2002	Jeff Baker	3B	1

	Khalil Greene	SS	1
	Steve Reba	P	2
	Matt Henrie	P	3
2005	Kris Harvey	DH	3
2006	Tyler Colvin	OF	1
	Andy D'Alessio	1B	1
	Josh Cribb	P	3
2010	Kyle Parker	OF	2
2011	Brad Miller	SS	2

PERFECT GAME

Year	Player	Pos.	*T
2011	Brad Miller	SS	2
2012	Richie Shaffer	3B	1

PING!BASEBALL

Year	Player	Pos.	*T
2010	Kyle Parker	OF	1

SPORTING NEWS

Year	Player	Pos.	*T
1975	Denny Walling	OF	1
1980	Tim Teufel	2B	1
1987	Bill Spiers	SS	1
1997	Matthew LeCroy	C	2
1998	Scott Clackum	P	3
Note: No team picked from 1991-96,02-12.			

USA TODAY

Year	Player	Pos.	*T
2002	Khalil Greene	SS	1

* - team

MATTHEW CROWNOVER
EARNED FRESHMAN ALL-
AMERICA HONORS IN 2013
AFTER LEADING THE TEAM
WITH A 2.19 ERA.



ALL-AMERICA TIGER STATS

RUSTY ADKINS, OF/2B

Second-Team ABCA, 1965; Third-Team ABCA, 1966; First-Team ABCA, 1967

Year	G	AB	R	H	2B	3B	HR	RBI	SB	BB	SO	Avg.
1965	30	126	30	56	10	4	3	25	12	12	0	.444
1966	29	121	39	44	5	6	2	17	9	20	7	.364
1967	38	149	40	50	7	7	6	24	17	27	9	.336
Totals	97	396	109	150	22	17	11	66	38	59	16	.379

JASON ANGEL, P

Second-Team Baseball America, 1991

Year	G	GS	CG	SH	SV	IP	H	R	ER	ERA	SO	BB	W-L	Pct.
1990	10	1	0	0	0	14.2	14	8	8	4.91	14	9	2-1	.667
1991	20	16	3	2	0	108.0	75	35	28	2.33	66	36	14-2	.875
1992	18	17	1	0	0	105.1	106	54	40	3.42	76	45	9-3	.750
Totals	48	34	4	2	0	228.0	195	97	76	3.00	156	90	25-6	.806

JEFF BAKER, SS/3B

First-Team Baseball America, 2001; First-Team Collegiate Baseball, 2001; Second-Team ABCA, 2001; Second-Team Sporting News, 2001; Second-Team USA Today, 2001; First-Team Baseball America, 2002; First-Team NCBWA, 2002; Third-Team Collegiate Baseball, 2002

Year	GP-S	AB	R	H	2B	3B	HR	TB	RBI	SB	BB	SO	Avg.
2000	68-67	275	54	86	16	0	11	135	64	4-4	26	54	.313
2001	60-60	233	66	86	13	2	23	172	75	5-9	38	38	.369
2002	68-67	265	71	86	12	2	25	177	87	17-24	40	59	.325
Totals	196-194	773	191	258	41	4	59	484	226	26-37	98	151	.334

CHUCK BALDWIN, 1B

Second-Team ABCA, 1986; Second-Team Baseball America, 1986

Year	G	AB	R	H	2B	3B	HR	RBI	SB	BB	SO	Avg.
1984	51	194	31	69	12	3	0	33	4-6	13	13	.356
1985	62	252	39	66	12	3	4	33	3-6	13	21	.262
1986	63	289	64	107	23	1	16	73	6-8	18	26	.370
1987	52	200	43	69	15	1	9	45	3-3	17	26	.345
Totals	228	935	177	311	62	8	29	184	16-23	61	86	.333

BRIAN BARNES, P

Second-Team Baseball America, 1988; First-Team ABCA, 1989; First-Team Baseball America, 1989

Year	G	GS	CG	SH	SV	IP	H	R	ER	ERA	SO	BB	W-L	Pct.
1986	15	10	1	0	1	71.0	57	44	29	3.68	53	61	3-2	.600
1987	18	17	5	1	0	120.2	109	50	41	3.06	112	61	12-3	.800
1988	22	19	6	0	1	137.2	124	74	51	3.33	140	62	13-2	.867
1989	23	19	9	1	1	146.0	89	52	36	2.22	208	66	16-3	.842
Totals	78	65	21	2	3	475.1	379	220	157	2.97	513	250	44-10	.815

KRIS BENSON, P

First-Team ABCA, 1996; First-Team Baseball America, 1996; First-Team Collegiate Baseball, 1996;

First-Team NCBWA, 1996; First-Team Sporting News, 1996

Year	G	GS	CG	SH	SV	IP	H	R	ER	ERA	SO	BB	W-L	Pct.
1994	17	14	1	0	1	85.0	84	48	40	4.24	73	29	7-3	.700
1995	14	14	0	0	0	78.2	75	44	28	3.20	79	23	8-3	.727
1996	19	19	7	4	0	156.0	109	47	35	2.02	204	27	14-2	.875
Totals	50	47	8	4	1	319.2	268	139	103	2.90	356	79	29-8	.784

PATRICK BOYD, OF

Second-Team Baseball America, 1999; Third-Team NCBWA, 1999

Year	GP-S	AB	R	H	2B	3B	HR	TB	RBI	SB	BB	SO	Avg.
1998	59-59	241	66	83	13	1	8	122	59	11-14	44	46	.344
1999	62-61	246	78	96	22	1	17	171	70	20-25	45	50	.390
2000	69-69	270	50	79	21	4	3	117	49	18-24	44	52	.293
2001	1-1	3	2	1	1	0	0	2	0	0-0	2	0	.333
Totals	191-190	760	196	259	57	6	28	412	178	49-63	135	148	.341

KURT BULTMANN, SS/2B

Second-Team NCBWA, 1999

Year	GP-S	AB	R	H	2B	3B	HR	TB	RBI	SB	BB	SO	Avg.
1996	63-55	194	34	59	10	0	5	84	27	2-4	25	28	.304
1997	60-60	253	69	88	31	1	16	169	61	3-5	30	42	.348
1998	58-58	234	57	70	18	1	10	120	54	2-4	32	32	.299
1999	68-68	272	73	89	23	2	12	152	72	6-7	46	40	.327
Totals	249-241	953	233	306	82	4	43	525	214	13-20	133	142	.321

GARY BURNHAM, OF

Third-Team NCBWA, 1995

Year	GP-S	AB	R	H	2B	3B	HR	TB	RBI	SB	BB	SO	Avg.
1994	15-15	47	9	13	3	0	0	16	9	1-1	13	8	.277
1995	66-66	241	61	83	27	4	8	142	62	5-11	46	29	.344
1996	68-68	241	62	70	24	4	6	120	56	2-6	61	40	.290
1997	64-64	266	83	104	23	2	15	176	82	2-4	37	28	.391
Totals	213-213	795	215	270	77	10	29	454	209	10-22	157	105	.340

DAVE CALDWELL, OF


Third-Team ABCA, 1977

Year	G	AB	R	H	2B	3B	HR	RBI	SB	BB	SO	Avg.
1975	36	125	21	35	7	4	2	23	2	12	20	.280
1976	50	196	39	63	13	8	9	49	2	36	32	.321
1977	41	162	43	46	10	0	7	34	6	28	24	.284
Totals	127	483	103	144	30	12	18	106	10	76	76	.298

JEFF BAKER (#19) WAS A TWO-TIME, FIRST-TEAM ALL-AMERICAN (2001,02).



ALL-AMERICA TIGER STATS



NICK GLASER RECORDED 15 SAVES IN 2000 TO EARN ALL-AMERICA HONORS.

ANDY D'ALESSIO, 1B

First-Team College Baseball Foundation, 2006; First-Team NCBWA, 2006; Second-Team ABCA, 2006; Third-Team Baseball America, 2006; Third-Team Collegiate Baseball, 2006

Year	GP-S	AB	R	H	2B	3B	HR	TB	RBI	SB	BB	SO	Avg.
2004	60-51	180	29	60	10	0	4	82	22	2-2	35	47	.333
2005	65-60	210	36	58	14	1	15	119	60	1-4	29	61	.276
2006	69-69	250	55	78	15	0	23	162	85	7-8	30	60	.312
2007	59-59	213	49	68	12	2	17	135	50	1-3	33	49	.319
Totals	253-239	853	169	264	51	3	59	498	217	11-17	127	217	.309

JASON DAWSEY, P

Second-Team Collegiate Baseball, 1995; Third-Team ABCA, 1995; Third-Team NCBWA, 1995

Year	G	GS	CG	SH	SV	IP	H	R	ER	ERA	SO	BB	W-L	Pct.
1993	27	8	2	0	1	77.2	85	42	35	4.06	70	21	5-2	.714
1994	16	15	1	0	0	97.1	108	51	45	4.16	73	21	6-2	.750
1995	19	19	4	0	0	129.1	101	53	40	2.78	133	45	11-4	.733
Totals	62	42	7	0	1	304.1	294	146	120	3.55	276	87	22-8	.733

RUSTY GERHARDT, P

Second-Team ABCA, 1971

Year	G	GS	CG	SH	SV	IP	H	R	ER	ERA	SO	BB	W-L	Pct.
1969	15	15	6			91.0	60	45	35	3.46	99	60	7-3	.700
1970	16	14	8			100.1	47	27	20	1.79	111	51	9-4	.692
1971	16	14	6			108.0	72	34	26	2.17	111	30	11-3	.786
1972	12	12	6			85.0	75	26	21	2.22	61	22	7-4	.636
Totals	59	55	26			384.1	254	132	102	2.39	382	163	34-14	.708

NICK GLASER, P

Third-Team NCBWA, 2000

Year	G	GS	CG	SH	SV	IP	H	R	ER	ERA	SO	BB	W-L	Pct.
2000	33	0	0	0	15	40.1	38	16	11	2.45	40	29	0-2	.000
2001	18	3	0	0	1	41.1	45	20	18	3.92	44	10	4-3	.571
Totals	51	3	0	0	16	81.2	83	36	29	3.20	84	39	4-5	.444

KHALIL GREENE, 3B/SS

First-Team ABCA, 2002; First-Team Baseball America, 2002;

First-Team Collegiate Baseball, 2002; First-Team NCBWA, 2002; First-Team USA Today, 2002

Year	GP-S	AB	R	H	2B	3B	HR	TB	RBI	SB	BB	SO	Avg.
1999	69-68	274	58	98	20	1	8	144	69	9-12	31	58	.358
2000	69-69	269	59	98	24	3	5	143	64	12-16	42	39	.364
2001	63-63	241	55	73	18	2	12	131	52	17-21	24	41	.303
2002	71-71	285	93	134	33	1	27	250	91	17-18	46	22	.470
Totals	272-271	1069	265	403	95	7	52	668	276	55-67	143	160	.377

MIKE HAMPTON, 3B

First-Team Collegiate Baseball, 1994; First-Team NCBWA, 1994;

Second-Team ABCA, 1994; Second-Team Baseball America, 1994

Year	GP-S	AB	R	H	2B	3B	HR	TB	RBI	SB	BB	SO	Avg.
1993	46-31	130	29	33	13	2	3	59	22	3-5	13	29	.254
1994	75-75	287	84	109	21	4	11	171	70	39-47	47	43	.380
Totals	121-106	417	113	142	34	6	14	230	92	42-52	60	72	.341

TAYLOR HARBIN, 2B

Second-Team Collegiate Baseball, 2005

Year	GP-S	AB	R	H	2B	3B	HR	TB	RBI	SB	BB	SO	Avg.
2005	66-66	274	64	94	28	4	10	160	63	4-7	12	25	.343
2006	64-64	254	54	81	20	2	9	132	47	13-14	15	21	.319
2007	64-63	253	42	75	19	1	11	129	62	14-18	14	20	.296
Totals	194-193	781	160	250	67	7	30	421	172	31-39	41	66	.320

KRIS HARVEY, DH

First-Team ABCA, 2005; Second-Team Baseball America, 2005; Third-Team NCBWA, 2005

Year	GP-S	AB	R	H	2B	3B	HR	TB	RBI	SB	BB	SO	Avg.
2003	25-13	29	8	8	1	0	2	15	11	0-0	2	4	.276
2004	61-51	209	38	70	16	0	8	110	41	4-8	15	31	.335
2005	65-65	249	61	85	11	0	25	171	70	1-2	16	44	.341
Totals	151-129	487	107	163	28	0	35	296	122	5-10	33	79	.335

BERT HEFFERNAN, C

First-Team ABCA, 1988

Year	G	AB	R	H	2B	3B	HR	RBI	SB	BB	SO	Avg.
1985	65	245	60	85	13	2	9	49	9-13	45	38	.347
1986	61	242	64	80	17	3	8	58	11-15	55	22	.331
1987	65	242	68	81	15	3	4	41	13-19	45	32	.335
1988	68	264	93	89	18	6	6	47	21-24	62	27	.337
Totals	259	993	285	335	63	14	27	195	54-71	207	119	.337

MATT HENRIE, P

Third-Team NCBWA, 2002

Year	G	GS	CG	SH	SV	IP	H	R	ER	ERA	SO	BB	W-L	Pct.
1999	5	0	0	0	0	3.1	6	5	5	13.50	1	6	0-0	----
2001	18	10	0	0	2	67.2	59	32	23	3.06	54	24	6-3	.667
2002	21	18	0	0	1	112.2	112	52	39	3.12	81	25	13-5	.722
Totals	44	28	0	0	3	183.2	177	89	67	3.28	136	55	19-8	.704

SCOTT CLACKUM, P

Second-Team Collegiate Baseball, 1998; Third-Team Sporting News, 1998

Year	G	GS	CG	SH	SV	IP	H	R	ER	ERA	SO	BB	W-L	Pct.
1997	24	0	0	0	4	37.1	34	13	8	1.93	33	14	3-4	.429
1998	23	0	0	0	9	40.2	21	5	5	1.11	42	11	7-1	.875
Totals	47	0	0	0	13	78.0	55	18	13	1.50	75	25	10-5	.667

TY CLINE, OF/P

First-Team ABCA, 1960

Year	G	AB	R	H	2B	3B	HR	RBI	SB	BB	SO	Avg.
1959	31	135	34	44	7	3	1	22	10	12	11	.326
1960	22	89	26	31	5	5	0	14	12	13	4	.348
Totals	53	224	60	75	12	8	1	36	22	25	15	.335

TYLER COLVIN, OF

First-Team Baseball America, 2006; First-Team NCBWA, 2006; Second-Team ABCA, 2006

Year	GP-S	AB	R	H	2B	3B	HR	TB	RBI	SB	BB	SO	Avg.
2004	52-31	128	21	37	10	0	2	53	19	4-5	11	16	.289
2005	65-65	258	51	73	22	2	5	114	53	12-15	14	31	.283
2006	69-69	281	64	100	22	5	13	171	70	23-27	28	42	.356
Totals	186-165	667	136	210	54	7	20	338	142	39-47	53	89	.315

JOSH CRIBB, P

Second-Team Collegiate Baseball, 2006; Third-Team ABCA, 2006; Third-Team NCBWA, 2006

Year	G	GS	CG	SH	SV	IP	H	R	ER	ERA	SO	BB	W-L	Pct.
2003	13	1	0	0	0	25.0	36	17	11	3.96	19	6	0-1	.000
2004	20	1	0	0	2	60.2	49	28	25	3.71	58	15	5-1	.833
2005	19	15	3	2	0	109.1	119	47	43	3.54	97	24	8-5	.615
2006	16	15	1	0	0	87.1	70	36	30	3.09	83	26	9-0	1.000
Totals	68	32	4	2	2	282.1	274	128	109	3.47	257	71	22-7	.759

JIM CROWLEY, 2B

First-Team ABCA, 1991; Second-Team Baseball America, 1991

Year	GP-S	AB	R	H	2B	3B	HR	TB	RBI	SB	BB	SO	Avg.
1988	48-21	89	15	22	4	0	2	32	6	6-7	17	26	.247
1989	66-66	230	49	69	16	1	10	117	60	5-6	35	39	.300
1990	65-65	251	56	82	15	0	14	139	54	7-9	32	39	.327
1991	68-68	256	79	98	22	0	17	171	77	5-9	39	45	.383
Totals	247-220	826	199	271	57	1	43	459	197	23-31	123	149	.328

ALL-AMERICA TIGER STATS

DOUG HOFFMAN, OF

First-Team ABCA, 1959

Year	AB	R	H	2B	3B	HR	RBI	SB	BB	SO	Avg.
1957	60	11	9	3	1	2	6	2	14	17	.150
1958	114	23	27	2	2	2	16	4	9	27	.237
1959	105	31	33	3	5	4	25	11	33	22	.314
Totals	279	65	69	8	8	8	47	17	56	66	.247

MICHAEL JOHNSON, 1B

Second-Team ABCA, 2002; Third-Team Collegiate Baseball, 2002

Year	GP-S	AB	R	H	2B	3B	HR	TB	RBI	SB	BB	SO	Avg.
2000	44-32	121	27	37	9	2	3	59	27	2-4	13	34	.306
2001	62-58	218	58	70	13	1	18	139	54	11-11	43	50	.321
2002	71-71	263	62	101	19	1	25	197	81	11-14	50	46	.384
2003	58-58	198	54	67	11	0	12	114	51	1-2	63	38	.338
Totals	235-219	800	201	275	52	4	58	509	213	25-31	169	168	.344

BILLY KOCH, P

Second-Team NCBWA, 1996

Year	G	GS	CG	SH	SV	IP	H	R	ER	ERA	SO	BB	W-L	Pct.
1994	16	14	1	0	0	78.0	72	57	40	4.62	75	34	4-2	.667
1995	16	14	0	0	0	87.0	70	45	36	3.72	111	37	7-2	.778
1996	19	16	2	0	1	111.2	73	46	39	3.14	152	60	10-5	.667
Totals	51	44	3	0	1	276.2	215	148	115	3.74	338	131	21-9	.700

BRIAN KOWITZ, OF

Second-Team Baseball America, 1990

Year	G	AB	R	H	2B	3B	HR	RBI	SB	BB	SO	Avg.
1988	60	179	30	49	16	1	2	21	16-19	20	21	.274
1989	68	267	61	72	15	4	4	43	26-29	46	27	.270
1990	66	253	87	102	22	6	3	60	34-42	44	20	.403
Totals	194	699	178	223	53	11	9	124	76-90	110	68	.319

JOE LANDRUM, P

First-Team ABCA, 1947

Year	IP	H	R	ER	ERA	SO	BB	W-L	Pct.
1946	104.0	72	31	12	1.04	97	22	10-2	.833
1947	117.0	90	48	29	2.23	98	18	12-2	.857
Totals	221.0	162	79	41	2.18	195	40	22-4	.846

MATTHEW LeCROY, C

Second-Team ABCA, 1996; Second-Team NCBWA, 1996; First-Team Baseball America, 1997; First-Team NCBWA, 1997; Second-Team ABCA, 1997; Second-Team Collegiate Baseball, 1997; Second-Team Sporting News, 1997

Year	GP-S	AB	R	H	2B	3B	HR	TB	RBI	SB	BB	SO	Avg.
1995	68-68	255	55	85	18	0	15	148	72	0-4	34	57	.333
1996	67-67	244	61	77	18	0	14	137	57	3-4	44	35	.316
1997	64-64	237	62	85	12	1	24	171	79	5-7	53	34	.359
Totals	199-199	736	178	247	48	1	53	456	208	8-15	131	126	.336

DAVE LYNN, C

Third-Team ABCA, 1960

Year	G	AB	R	H	2B	3B	HR	RBI	SB	BB	SO	Avg.
1959	1	2	1	1	0	0	1	2	0	1	0	.500
1960	22	89	21	32	3	2	8	31	1	8	10	.360
1961	22	72	20	24	4	0	6	21	1	22	13	.333
Totals	45	163	42	57	7	2	15	54	2	31	23	.350

ERIC MACRINA, DH

Second-Team ABCA, 1991; Third-Team Collegiate Baseball, 1991

Year	GP-S	AB	R	H	2B	3B	HR	TB	RBI	SB	BB	SO	Avg.
1988	25-11	46	8	8	3	0	3	20	6	1-1	8	10	.174
1989	54-39	152	35	40	8	4	6	74	33	3-5	18	42	.263
1990	53-50	189	38	64	11	1	18	131	69	1-2	24	44	.339
1991	69-68	260	67	87	18	1	24	179	84	3-4	37	69	.335
Totals	201-168	647	148	199	40	6	51	404	192	8-12	87	165	.308

BRAD McCANN, 3B

Third-Team Baseball America, 2004

Year	GP-S	AB	R	H	2B	3B	HR	TB	RBI	SB	BB	SO	Avg.
2003	60-60	251	44	87	21	1	9	137	67	2-4	12	43	.347
2004	63-63	253	64	96	20	0	16	164	65	6-10	36	43	.379
Totals	123-123	504	108	183	41	1	25	301	132	8-14	48	86	.363

JIM McCOLLUM, 1B

Third-Team ABCA, 1985


Year	G	AB	R	H	2B	3B	HR	RBI	SB	BB	SO	Avg.
1982	56	186	41	50	9	2	11	37	1-2	26	30	.269
1983	51	190	50	66	15	4	9	51	5-6	25	26	.347
1984	55	203	53	71	13	2	11	54	7-7	32	25	.350
1985	64	251	59	98	19	4	21	76	7-11	33	23	.390
Totals	226	830	203	285	56	12	52	218	20-26	116	104	.343

BILLY McMILLON, OF/1B

First-Team NCBWA, 1993

Year	GP-S	AB	R	H	2B	3B	HR	TB	RBI	SB	BB	SO	Avg.
1991	65-54	202	75	79	26	4	10	143	48	12-17	41	21	.391
1992	32-32	113	34	42	8	3	4	68	27	6-11	21	22	.372
1993	57-57	212	64	80	21	1	5	118	30	11-17	47	30	.377
Totals	154-143	527	173	201	55	8	19	329	105	29-45	109	73	.381

RIGHTHANDER JOE LANDRUM BECAME CLEMSON'S FIRST ALL-AMERICAN IN 1947.



BRAD MILLER, SS

First-Team ABCA, 2011; First-Team Baseball America, 2011; First-Team Collegiate Baseball, 2011; Second-Team NCBWA, 2011; Second-Team Perfect Game, 2011

Year	GP-GS	AB	R	H	2B	3B	HR	TB	RBI	SB	BB	SO	Avg.
2009	66-66	238	49	65	6	1	3	82	36	16-21	53	35	.273
2010	69-69	252	71	90	19	4	8	141	49	9-11	50	43	.357
2011	56-54	195	53	77	11	3	5	109	50	21-26	40	34	.395
Totals	191-189	685	173	232	36	8	16	332	135	46-58	143	112	.339

DAVID MILLER, 1B/OF

Second-Team ABCA, 1995; Second-Team NCBWA, 1995;

Third-Team Baseball America, 1995; Third-Team Collegiate Baseball, 1995

Year	GP-GS	AB	R	H	2B	3B	HR	TB	RBI	SB	BB	SO	Avg.
1993	44-18	85	12	23	3	1	0	28	12	1-1	4	11	.271
1994	71-71	288	52	90	13	4	1	114	59	23-31	36	31	.313
1995	68-68	271	79	103	14	10	9	164	78	27-32	44	36	.380
Totals	183-157	644	143	216	30	15	10	306	149	51-64	84	78	.335

SHANE MONAHAN, OF

First-Team ABCA, 1994; First-Team Baseball America, 1994; First-Team NCBWA, 1994;

Second-Team Collegiate Baseball, 1994; First-Team Collegiate Baseball, 1995;

First-Team NCBWA, 1995; Second-Team ABCA, 1995; Second-Team Baseball America, 1995

Year	GP-S	AB	R	H	2B	3B	HR	TB	RBI	SB	BB	SO	Avg.
1993	65-65	253	56	94	15	7	9	150	64	17-21	20	49	.372
1994	75-75	330	97	137	23	9	11	211	53	23-31	36	33	.415
1995	67-67	273	82	106	22	5	12	174	52	21-28	44	37	.388
Totals	207-207	856	235	337	60	21	32	535	169	61-80	100	119	.394

RYAN MOTT, P

Third-Team NCBWA, 1998

Year	G	GS	CG	SH	SV	IP	H	R	ER	ERA	SO	BB	W-L	Pct.
1997	16	16	2	0	0	106.2	113	63	56	4.73	99	33	10-3	.769
1998	16	16	1	0	0	101.0	101	62	54	4.81	96	31	9-4	.692
1999	19	17	1	0	0	99.2	120	82	68	6.14	84	53	4-8	.333
2000	21	19	2	1	0	107.0	103	52	44	3.70	81	28	10-4	.714
Totals	72	68	6	1	0	414.1	437	259	222	4.82	360	145	33-19	.635

KEVIN NORTHROP, OF

Second-Team ABCA, 1992; Second-Team Baseball America, 1992;

Third-Team Collegiate Baseball, 1992

Year	GP-S	AB	R	H	2B	3B	HR	TB	RBI	SB	BB	SO	Avg.
1989	35-14	66	12	14	2	0	1	20	5	3-5	16	19	.212
1990	53-46	173	35	53	10	0	7	84	33	12-12	15	28	.306
1991	67-66	254	72	89	20	9	5	142	48	21-22	31	32	.350
1992	64-64	249	67	95	23	2	9	149	64	47-55	51	31	.382
Totals	219-190	742	186	251	55	11	22	395	150	83-94	113	110	.338

ALL-AMERICA TIGER STATS

BILLY O'DELL, P

Second-Team ABCA, 1954

Year	G	GS	CG	IP	H	R	ER	ERA	BB	SO	W-L	Pct.
1952	10	7	4	56.0	48	36	18	2.89	16	81	5-2	.714
1953	11	8	6	72.1	25	22	11	1.36	32	108	6-3	.667
1954	14	11	9	91.1	56	26	8	0.79	35	111	8-3	.727
Totals	35	26	19	219.2	129	84	37	1.51	83	300	19-8	.704

KYLE PARKER, OF/1B

First-Team Ping!Baseball, 2010; Second-Team Baseball America, 2010;
Second-Team NCBWA, 2010; Third-Team ABCA, 2010

Year	GP-S	AB	R	H	2B	3B	HR	TB	RBI	SB	BB	SO	Avg.
2008	57-55	211	44	64	12	0	14	118	50	2-3	32	48	.303
2009	63-60	231	48	59	7	0	12	102	52	6-6	29	52	.255
2010	67-67	247	85	85	15	1	20	162	64	4-6	56	60	.344
Totals	187-182	689	177	208	34	1	46	382	166	12-15	117	160	.302

CHAD PHILLIPS, P/OF

Third-Team NCBWA, 1993

Year	G	GS	CG	SH	SV	IP	H	R	ER	ERA	SO	BB	W-L	Pct.
1990	15	0	0	0	2	25.0	24	13	11	3.96	17	5	1-0	1.000
1991	13	3	0	0	2	37.2	40	23	16	3.82	25	16	1-0	1.000
1992	13	1	0	0	3	34.0	32	18	16	4.24	29	11	3-1	.750
1993	16	15	1	0	0	90.2	93	35	30	2.98	69	24	12-2	.857
Totals	57	19	1	0	7	187.1	189	89	73	3.51	140	56	17-3	.850

Year	GP-S	AB	R	H	2B	3B	HR	TB	RBI	SB	BB	SO	Avg.
1990	38-9	44	6	13	5	0	0	18	4	1-1	8	4	.295
1991	45-12	63	15	25	3	0	1	31	14	3-4	11	3	.397
1992	43-40	153	25	44	8	3	2	64	25	6-7	8	25	.288
1993	42-21	42	5	12	3	0	1	18	5	0-0	1	5	.286
Totals	168-82	302	51	94	19	3	4	131	48	10-12	28	37	.311

STEVE REBA, P

Third-Team ABCA, 2001; Third-Team Collegiate Baseball, 2001; Second-Team NCBWA, 2002;
Third-Team ABCA, 2002; Third-Team Collegiate Baseball, 2002

Year	G	GS	CG	SH	SV	IP	H	R	ER	ERA	SO	BB	W-L	Pct.
1999	21	7	0	0	0	56.2	78	49	47	7.46	45	34	5-4	.555
2000	19	2	0	0	2	42.0	33	16	13	2.79	33	15	3-0	1.000
2001	18	17	2	1	0	108.0	84	39	31	2.58	103	31	12-3	.800
2002	20	19	1	0	0	112.2	121	67	55	4.39	82	44	13-4	.765
Totals	78	45	3	1	2	319.1	316	171	146	4.11	263	124	33-11	.750

KURT SEIBERT, SS

Third-Team ABCA, 1976

Year	G	AB	R	H	2B	3B	HR	RBI	SB	BB	SO	Avg.
1974	28	95	22	30	3	2	0	13	4	17	9	.316
1975	43	153	48	49	8	2	0	13	21	39	17	.320
1976	44	160	43	55	5	2	2	13	13	50	12	.344
Totals	115	408	113	134	16	6	2	39	38	106	38	.328

RICHIE SHAFFER, 3B/1B

First-Team Perfect Game, 2012; Third-Team ABCA, 2012; Third-Team Collegiate Baseball, 2012

Year	GP-S	AB	R	H	2B	3B	HR	TB	RBI	SB	BB	SO	Avg.
2010	48-44	158	45	51	11	0	7	83	36	2-2	18	36	.323
2011	63-63	222	62	70	15	2	13	128	55	8-9	44	53	.315
2012	63-63	232	49	78	21	2	10	133	46	8-10	63	53	.336
Totals	174-170	612	156	199	47	4	30	344	137	18-21	125	142	.325

BILL SPIERS, SS

First-Team Sporting News, 1987

Year	G	AB	R	H	2B	3B	HR	RBI	SB	BB	SO	Avg.
1985	47	171	31	65	10	1	0	22	9	9	10	.380
1986	62	258	73	83	11	5	12	53	35	35	40	.322
1987	64	252	65	73	13	11	5	44	16	31	26	.290
Totals	173	681	169	221	34	17	17	119	60	75	76	.325

CASEY STONE, OF

Third-Team NCBWA, 2001

Year	GP-S	AB	R	H	2B	3B	HR	TB	RBI	SB	BB	SO	Avg.
1998	45-15	86	18	23	3	1	0	28	14	2-2	8	12	.267
1999	49-24	104	22	25	4	0	0	29	17	7-9	18	9	.240
2000	69-69	272	65	97	11	3	1	117	51	25-30	23	15	.357
2001	62-62	274	63	103	17	2	2	130	49	25-30	13	10	.376
Totals	225-170	736	168	248	35	6	3	304	131	59-71	62	46	.337

TIM TEUFEL, 2B

First-Team Sporting News, 1980

Year	G	AB	R	H	2B	3B	HR	RBI	SB	BB	SO	Avg.
1979	55	197	58	69	14	3	13	50	13	29	32	.350
1980	46	168	44	65	16	1	11	66	13	43	14	.387
Totals	101	365	102	134	30	4	24	116	26	72	46	.367

KEN VINING, P

Third-Team Baseball America, 1996; Third-Team NCBWA, 1996

Year	G	GS	CG	SH	SV	IP	H	R	ER	ERA	SO	BB	W-L	Pct.
1994	20	1	0	0	0	40.1	39	22	18	4.02	45	18	3-0	1.000
1995	22	9	0	0	2	69.0	53	29	26	3.39	78	25	4-0	1.000
1996	19	16	3	2	0	115.0	92	43	38	2.97	135	38	10-3	.769
Totals	61	26	3	2	2	224.1	184	94	82	3.29	258	81	17-3	.850

DENNY WALLING, OF

First-Team Sporting News, 1975

Year	G	AB	R	H	2B	3B	HR	RBI	SB	BB	SO	Avg.
1975	38	140	46	59	9	3	13	60	11	31	12	.421

SCOTT WINCHESTER, P

First-Team ABCA, 1995; First-Team Collegiate Baseball, 1995;

Second-Team Baseball America, 1995


Year	G	GS	CG	SH	SV	IP	H	R	ER	ERA	SO	BB	W-L	Pct.
1993	26	0	0	0	10	48.1	36	22	14	2.61	42	16	4-1	.800
1994	28	0	0	0	10	38.2	30	10	8	1.86	38	15	5-2	.714
1995	33	0	0	0	14	45.2	23	5	3	0.59	42	16	4-2	.667
Totals	87	0	0	0	34	132.2	89	37	25	1.70	122	47	13-5	.722



CASEY STONE, WHO LED THE TIGERS TO THE 2000 COLLEGE WORLD SERIES, WAS AN ALL-AMERICAN IN 2001.

ALL-ACC SELECTIONS

Year	Player, Pos.	Team	Year	Player, Pos.	Team	Year	Player, Pos.	Team	Year	Player, Pos.	Team
1954	Roy Coker, UT	1	1966	Rusty Adkins, 2B	1	1976	Dave Caldwell, OF	1	1984	Jim McCollom, DH	1
	Doug Kingsmore, OF	1		Lawton Cowart, 3B	1		Pat Fitzsimmons, 3B	2		Jim McCollom, DH	2
	Wyman Morris, 3B	1		Jack McCall, SS	1		Steve Tucker, OF	2		Brooks Shumake, OF	2
	Billy O'Dell, P	1		George Sutton, OF	1		Bill Foley, C	1		Brooks Shumake, OF	2
	Bobby Morris, C	2		Eddie Barbary, C	2		Chuck Porter, P	1		Bob Paulling, 1B	2
1955	Bill Barnett, OF	2	1967	Rusty Adkins, 2B	1		Kurt Seibert, SS	1		Scott Powers, SS	2
1958	Harold Stowe, P	1		Garry Helms, SS	1		Steve Tucker, OF	1	1985	Jim McCollom, 1B	1
	Bailey Hendley, OF	2		Bill Parmer, P	2		Gary Fahrney, 1B	2		John Jay, DH	2
	Bud Spiers, SS	2	1968	Randy Bray, SS	2		Ron Musselman, P	2	1986	Chuck Baldwin, 1B	1
1959	Doug Hoffman, OF	1		John Curtis, P	2	1977	Robert Bonnette, SS	1		Randy Mazey, OF	1
	Larry Bagwell, UT	2	1969	Randy Bray, SS	2		Dave Caldwell, OF	1		Steve Baucom, 3B	2
	Fred DeBerry, 1B	2		Rusty Gerhardt, P	2		Bill Foley, C	1		Bert Heffernan, C	2
	Bailey Hendley, OF	2		Don Russell, 3B	2		Ron Musselman, P	1	1987	Steve Baucom, 3B	1
	Harold Stowe, P	2		Craig White, OF	2		Neil Simons, OF	1		Bert Heffernan, C	1
1960	Ty Cline, OF	1	1970	Rusty Gerhardt, P	1		Billy Wingo, 2B	1		Randy Mazey, OF	1
	Bailey Hendley, UT	1		Randy Bray, 2B	2	1978	Robert Bonnette, SS	1		Bill Spiers, SS	1
	Dave Lynn, C	1		Eddie Holland, C	2		Neil Simons, OF	1		Henry Threadgill, 2B	2
1961	Elmo Lam, SS	2		Craig White, OF	2		Mike Brown, P	2	1988	Brian Barnes, P	1
	Dave Lynn, C	2	1971	Rusty Gerhardt, P	1		Steve Nilsson, 1B	2		Rusty Charpia, SS	1
1962	Gene Harbeson, C	2		Johnny Severs, OF	1		Pete Peltz, 3B	2		Bert Heffernan, C	1
	Johnny Jones, OF	1		Craig White, OF	1	1979	Robbie Allen, SS	1		Jerry Brooks, 3B	2
	Joey Taylor, OF	1	1972	Rusty Gerhardt, P	1		Tony Mason, OF	1		Mike Couture, DH	2
	Elmo Lam, SS	2		Calvin Weeks, OF	1		Neil Simons, OF	1		Randy Mazey, OF	2
	Nicky Lomax, OF	2		Kenny Bagwell, 2B	2		Mike Sullivan, P	1		Mike Milchin, 1B	2
1963	Pete Ayoub, 2B	1		Lin Hamilton, C	2		Robert Bonnette, 3B	2		Henry Threadgill, 2B	2
	Mike Bohonak, OF	1		Smiley Sanders, OF	2	1980	Dave Buffamoyer, DH	2	1989	Brian Barnes, P	1
	Dave Ellisor, 3B	1	1973	Lindsay Graham, P	1		Mike Brown, P	1		Henry Threadgill, 2B	1
	Johnny Jones, OF	1		Lin Hamilton, C	1		Neil Simons, OF	1		Mike Couture, C	2
	Elmo Lam, SS	1		Richard Haynes, 2B	1		Tim Teufel, 2B	1		Jim Crowley, 3B	2
	Gene Harbeson, C	2		Smiley Sanders, OF	1		Robbie Allen, SS	2		Brian Kowitz, OF	2
	Damon Vincent, P	2		Craig White, OF	1	1981	Mike Mahoney, OF	1		Mike Milchin, 1B	2
1964	Ben Marsella, 3B	1		Steve Cline, P	2		Glenn Gallagher, OF	2	1990	Brian Kowitz, OF	1
	Tommy Chapman, P	2	1974	Steve Cline, P	1		Craig Roberson, 3B	2		Jim Crowley, 3B	2
	Buddy Nixon, 1B	2		Lin Hamilton, C	1	1982	Jeff Gilbert, P	1		Joe DeBerry, DH	2
	George Sutton, OF	2		Mike Pulaski, OF	1		Jimmy Key, DH	1		Eric Macrina, UT	2
1965	Rusty Adkins, OF	1		Smiley Sanders, OF	1		Jimmy Key, P	1		Tim Rigsby, SS	2
	Tommy Chapman, P	1		Richard Haynes, 2B	2		Steve Van Dyke, C	2	1991	Jason Angel, P	1
	Lawton Cowart, 3B	1	1975	Kurt Seibert, SS	1	1983	Bob Paulling, 1B	1		Jim Crowley, 2B	1
	Jack McCall, SS	1		Denny Walling, OF	1						



BRAD MILLER EARNED FIRST-TEAM ALL-ACC HONORS ALONG WITH BEING NAMED ACC PLAYER-OF-THE-YEAR IN 2011.

	Eric Macrina, 1B	1
	Billy McMillon, OF	1
	Todd Stefan, SS	1
	Kevin Northrup, OF	2
	Michael Spiers, OF	2
1992	Kevin Northrup, OF	1
	Ted Corbin, SS	2
	Keith Williams, OF	2
1993	Billy McMillon, OF	1
	Keith Williams, OF	1
	Jeff Morris, 2B	2
1994	Mike Hampton, 3B	1
	Shane Monahan, OF	1
	Scott Winchester, P	2
1995	Jason Dawsey, P	1
	David Miller, 1B	1
	Shane Monahan, OF	1
	Scott Winchester, P	1
	Paul Galloway, 3B	2
1996	Kris Benson, P	1
	Matthew LeCroy, C	1
	Gary Burnham, OF	2
	Paul Galloway, 3B	2
1997	Matthew LeCroy, C	1
	Ryan Mottl, P	1
	Gary Burnham, OF	2
	Jason Embler, 1B	2
1998	Kurt Bultmann, 2B	1
	Scott Clackum, P	1
	Matt Padgett, OF	1
	Patrick Boyd, OF	2
	Jason Harris, 1B	2
	Ryan Mottl, P	2
1999	Patrick Boyd, OF	1
	Jason Harris, 1B	2
	Mike Paradis, P	2
2000	Nick Glaser, RP	2
	Khalil Greene, 3B	2
	Jarrod Schmidt, SP	2
2001	Jeff Baker, 3B	1
	Khalil Greene, SS	1
	Steve Reba, P	1
	Jarrod Schmidt, DH	1
	Ryan Riley, 2B	2
	Casey Stone, OF	2
2002	Khalil Greene, SS	1
	Michael Johnson, 1B	1
	Steve Reba, SP	1
	Jeff Baker, 3B	2
	Matt Henrie, SP	2
	Russell Triplett, UT	2
2003	Michael Johnson, 1B	1
	Brad McCann, 3B	2
	David Slevin, 2B	2
	Russell Triplett, SS	2
2004	Kris Harvey, DH/UT	1
	Patrick Hogan, RP	2
	Brad McCann, 3B	2
	Lou Santangelo, C	2
2005	Taylor Harbin, 2B	1
	Kris Harvey, DH	1
	Stephen Faris, SP	2
2006	Josh Cribb, SP	1
	Andy D'Alessio, 1B	1
	Jason Berken, SP	2
	Tyler Colvin, OF	2
2007	Marquez Smith, 3B	1
	Brad Chalk, OF	2
	Taylor Harbin, SS	2
	Daniel Moskos, SP	2
2008	D.J. Mitchell, SP	1
	Kyle Parker, DH/UT	1
2009	Jeff Schaus, OF	1
2010	Kyle Parker, OF	1
	Mike Freeman, 2B	2
	Jeff Schaus, OF	2
2011	Brad Miller, SS	1
	Richie Shaffer, 1B	1
	Will Lamb, OF	2
	Phil Pohl, DH/UT	2
	Jeff Schaus, OF	2
2012	Phil Pohl, DH/UT	1
	Richie Shaffer, 3B	1
	Thomas Brittle, OF	2
	Steve Wilkerson, 2B	2
2013	Daniel Gossett, SP	2
	Shane Kennedy, DH/UT	2
	Steve Wilkerson, 2B	2



ACC ACADEMIC HONOR ROLL

1957 Carol Brown
Sam Gambrell
Harold Lingerfelt
1959 Clayton Lowder
1960 David Sprouse
1961 David Sprouse
1962 Damon Vincent
1963 Greg Casey
Elmo Lam
Damon Vincent
David Wrenn
1965 David Wrenn
1966 John Dinneen
Jack McCall
Pete Myers
1967 Bill Bonekat
John Dinneen
Bob Lowell
Pete Myers
Bill Parmer
Keith Waters
Charlie Watson
1968 Bill Bonekat
Nelson Gibson
1969 Bill Bonekat
Dave Monjot
1971 Lindsay Graham
1972 Pat Fitzsimmons
Pete Hendricks
1973 Pat Fitzsimmons
Charlie Ing
Randy Quintell
Pete Sampson
1974 Terry Armstrong
Charlie Ing
Randy Quintrell
Pete Sampson
1975 Chuck Porter
Randy Quintrell
1976 David Beasley
Steve Nilsson
Chuck Porter
Randy Quintrell
1977 Steve Nilsson
Randy Quintrell
Billy Trapp
1978 Alan Hoover
Steve Nilsson
1979 Alan Armour
Jody Burttram
Doug Gray
Billy Trapp
1980 Greg Guin
Neil Simons
Billy Trapp
1981 Alan Armour
Jody Burttram
Jeff Gilbert
Mike Mahoney
Jeff Gilbert
Frank Russ
Craig Roberson
1983 Jeff Gilbert
Tom Mallon
Craig Roberson
Derek Spears
George Stone
Oliver Whitaker
1985 Burke Fahey
Jeff Kerr
Bill Spiers
George Stone
1986 George Stone
Jeff Frazier
Doug Marchal
1987 Doug Marchal
Randy Mazey
Tim Parker
Bill Spiers
Oliver Whitaker
1988 Brian Kowitz
Randy Mazey
Tim Parker
Jerome Santivasci
1989 Alan Botkin
Jerome Santivasci
1990 Fred Daniels
Brian Kowitz
Tim Parker

Michael Spiers
David Tripp
1991 Jim Anderson
Fred Daniels
Jeff Miller
Jeff Morris
Michael Spiers
1992 Fred Daniels
Jamie Eggleston
Billy McMillon
Scott Melzer
Jeff Miller
Jeff Morris
Andy Taulbee
1993 Jason Dawsey
Mike Eydenberg
Paul Galloway
Jeff Keppen
Scott Melzer
Hoby Mork
Jeff Morris
Andy Taulbee
1994 Eric DeMoura
Jamie Eggleston
Mike Eydenberg
Paul Galloway
Jeff Keppen
Andy Taulbee
1995 Eric DeMoura
Jamie Eggleston
Paul Galloway
Scott Winchester
Derek Borgert
1996 Eric DeMoura
Paul Galloway
Randy Quintrell
Bryan Schroeder
Rodney Williams
1997 Brian Adams
Darren Adams
Derek Borgert
Eric DeMoura
Jeff Kane
Matthew LeCroy
Ryan Mottl
Mike Paradis
Bryan Schroeder
Brian Werner
1998 Darren Adams
Derek Borgert
Mike Calitri
Donovan Harrison
Justin Singleton
Derek Borgert
Mike Calitri
Jesse Douglass
Brian Ellis
Mike Paradis
Grant Redding
Doug Roper
Justin Singleton
Henri Stanley
Jeff Vessell

2000 Chad Bendinelli
Khalil Greene
Paul Harrelson
Matt Henrie
Brian Holstad
B.J. LaMura
Spencer Lindsay
Mike Proto
Jarrod Schmidt
Justin Singleton
Henri Stanley
Casey Stone
2001 Jeff Baker
Chad Coder
Nick Glaser
Khalil Greene
Ryan Hub
Steven Jackson
Michael Johnson
Ryan Klosterman
B.J. LaMura
Mike Proto
Jon Smith
Casey Stone
2002 Jeff Baker
Chad Coder
Josh Cribb
Jess Easterling
Kyle Frank
Zane Green
Khalil Greene
Paul Harrelson
Ryan Hub
Steven Jackson
Michael Johnson
Ryan Klosterman
B.J. LaMura
Gene Pierce
Daniel Pritchard
Jarrod Schmidt
2003 Josh Cribb
Herman Demmink
Jess Easterling
Kyle Frank
Zane Green
Paul Harrelson
Jeff Hourigan
Ryan Hub
John Ingram
Steven Jackson
Collin Mahoney
Gene Pierce
2004 Jason Berken
Josh Cribb
Andy D'Alessio
Herman Demmink
Stephen Faris
Doug Hogan
Patrick Hogan
Ryan Hub
John Ingram
Tyler Lumsden
Collin Mahoney

ALL-ACC ACADEMIC SELECTIONS

2006 Brad Chalk
Sean Clark
Josh Cribb
Herman Demmink
Ben Hall
Taylor Harbin
David Kopp
2007 Alex Lee
Daniel Moskos
Matt Vaughn
Mike Freeman
2008 Alex Lee
Justin Sarratt
Graham Stoneburner
Mike Freeman
2009 Mike Freeman
Jason Stolz
Graham Stoneburner
Matt Vaughn
2010 Kevin Brady
Mike Freeman
David Haselden
Brad Miller
Richie Shaffer

2011 Kevin Brady
Matt Campbell
Scott Firth
David Haselden
Spencer Kieboom
Brad Miller
Phil Pohl
Kevin Pohle
Justin Sarratt
Richie Shaffer
Jason Stolz
2012 Kevin Brady
Thomas Brittle
Scott Firth
Spencer Kieboom
Jonathan Meyer
Phil Pohl
Jason Stolz
2013 Thomas Brittle
Matt Campbell
Matthew Crownover
Steven Duggar
Jonathan Meyer

Brad McCann
Gene Pierce
Robert Rohrbaugh
Travis Storrer
P.J. Zocchi
2005 Jorge Andrade, Jr.
Brad Chalk
Sean Clark
Josh Cribb
Andy D'Alessio
Stephen Faris
Jesse Ferguson
Chris Fidrych
Drew Fiorenza
Ben Hall
Taylor Harbin
Kris Harvey
Chris Howard
David Kopp
Tanner Leggett
Alex Martin
Gene Pierce
Daniel Pritchard
Robert Rohrbaugh

2006 Chris Allen
William Bond
Brad Chalk
Sean Clark
Josh Cribb
Herman Demmink
Stephen Faris
Chris Fidrych
Drew Fiorenza
Ben Hall
Taylor Harbin
Doug Hogan
Chris Howard
David Kopp
Alex Martin
Daniel Moskos
Matt Vaughn
P.J. Zocchi
2007 William Bond
Alex Burg
Brad Chalk
Chris Fidrych
Taylor Harbin
Alex Lee
Daniel Moskos
Justin Sarratt
Graham Stoneburner
Matt Vaughn
Adam Ward
2008 William Bond
Mike Freeman
Doug Hogan
Alex Lee
Clinton McKinney
Justin Sarratt
Jeff Schaus
Graham Stoneburner

Josh Thrallkill
Matt Vaughn
Adam Ward
2009 Kevin Brady
Mike Freeman
David Haselden
Ryan Hinson
Will Lamb
Clinton McKinney
Brad Miller
Richard Mounce
Phil Pohl
Justin Sarratt
Jason Stolz
Graham Stoneburner
Josh Thrallkill
Matt Vaughn
Adam Ward
Scott Weismann
2010 Wilson Boyd
Kevin Brady
Kevin Caughman
Marcus Curry
Mike Freeman
David Haselden
Spencer Kieboom
Brad Miller
John Nester
Phil Pohl
Justin Sarratt
Richie Shaffer
Jason Stolz
2011 Clay Bates
Kevin Brady
Matt Campbell
Kevin Caughman
Scott Firth
John Hinson
Spencer Kieboom
Jonathan Meyer
Brad Miller
Phil Pohl
Kevin Pohle
Justin Sarratt
Richie Shaffer
Jason Stolz
2012 Patrick Andrews
Kyle Bailey
Clay Bates
Jay Baum
Kevin Brady
Thomas Brittle
Matt Campbell
Kevin Caughman
Scott Firth
Brock Goodling
Mike Kent
Spencer Kieboom
Dominic Leone
Jonathan Meyer
Phil Pohl

Jason Stolz
2013 Patrick Andrews
Kyle Bailey
Clay Bates
Jay Baum
Garrett Boulware
Thomas Brittle
Matt Campbell
Andrew Cox
Matthew Crownover
Steven Duggar
Daniel Gossett
Brody Koerner
Jonathan Meyer
John Mulkey
Kevin Pohle
Tyler Slaton
Steve Wilkerson

FIVE-TIME MEMBERS

Josh Cribb 2002-06
Justin Sarratt 2007-11

FOUR-TIME MEMBERS

Randy Quintrell 1974-77
Paul Galloway 1993-96
Eric DeMoura 1994-97
Derek Borgert 1996-99
Ryan Hub 2001-04
Gene Pierce 2002-05
Matt Vaughn 2006-09
Kevin Brady 2009-12
Phil Pohl 2009-12
Jason Stolz 2009-12

THREE-TIME MEMBERS

Bill Bonekat 1967-69
Billy Trapp 1977,79,80
Jeff Gilbert 1981-83
George Stone 1984-86
Tim Parker 1987,88,90
Fred Daniels 1990-92
Jeff Morris 1991-93
Andy Taulbee 1992-94
Justin Singleton 1998-00
Khalil Greene 2000-02
B.J. LaMura 2000-02
Paul Harrelson 2000,02,03
Steven Jackson 2001-03
Herman Demmink 2003,04,06
Stephen Faris 2004-06
Doug Hogan 2004,06,08
Brad Chalk 2005-07
Chris Fidrych 2005-07
Taylor Harbin 2005-07
William Bond 2006-08
Graham Stoneburner 2007-09
Adam Ward 2007-09
Mike Freeman 2008-10
Brad Miller 2009-11
Kevin Caughman 2010-12
Spencer Kieboom 2010-12
Clay Bates 2011-13
Matt Campbell 2011-13
Jonathan Meyer 2011-13

FIRST-TEAM ALL-ACC ON THE FIELD & ACC ACADEMIC HONOR ROLL OFF THE FIELD

Elmo Lam 1963
Jack McCall 1966
Chuck Porter 1976
Neil Simons 1980
Mike Mahoney 1981
Jeff Gilbert 1982
Randy Mazey 1987
Bill Spiers 1987
Brian Kowitz 1990
Scott Winchester 1995
Matthew LeCroy 1997
Jeff Baker 2001
Khalil Greene 2001,02
Michael Johnson 2002
Taylor Harbin 2005
Kris Harvey 2005
Josh Cribb 2006
Brad Miller 2011
Richie Shaffer 2011
Phil Pohl 2012




RIGHTHANDER KEVIN BRADY (2009-12) WAS A FOUR-TIME ACC ACADEMIC HONOR ROLL MEMBER.

TOP-25 NCAA STAT RANKINGS


Year	Team/Player	Category	Figure	Rk	Year	Team/Player	Category	Figure	Rk	Year	Team/Player	Category	Figure	Rk	
1958	Harold Stowe	Appearances	21	1	1977	Clemson	Fielding %	.967	9	1994	Scott Winchester	Saves	10	13	
	Harold Stowe	Innings Pitched	126.2	1		Keith Williams	RBI/Game	1.22	21						
	Harold Stowe	Strikeouts	126	1		Clemson	Wins	57	1						
	Harold Stowe	Wins	14	1		Clemson	Winning %	.760	5						
1959	Clemson	ERA	2.47	9		Clemson	ERA	3.46	21		Shane Monahan	Hits	137	1	
	Harold Stowe	Appearances	19	2		Shane Monahan	Runs	97	1		Shane Monahan	Wins	12	14	
	Harold Stowe	K/9 IP	10.8	12		Andy Taulbee	Wins	12	14		Shane Monahan	R/Game	1.29	15	
1960	Clemson	Batting Average	.290	24		Shane Monahan	R/Game	1.29	15		Shane Monahan	Batting Average	.415	21	
	Dave Lynn	HR/Game	0.36	5											
	Dave Lynn	Slugging %	.708	15											
1962	Clemson	HR/Game	1.6	1		1995	Clemson	Wins	54	2					
	Clemson	Slugging %	.508	3		Clemson	Winning %	.794	3						
	Clemson	Batting Average	.313	4		Clemson	ERA	3.14	6						
	Clemson	Fielding %	.957	9		Clemson	DP/Game	1.16	7						
	Johnny Jones	Slugging %	.732	8		Clemson	R/Game	8.38	10						
	Johnny Jones	Batting Average	.439	10		Clemson	Slugging %	.495	17						
	Clemson	Batting Average	.282	25		Clemson	3B/Game	0.46	24						
1963	Clemson	Fielding %	.954	20		Billy Koch	K/9 IP	11.5	5						
1964	Clemson	Batting Average	.290	14		Scott Winchester	Saves	14	6						
1965	Rusty Adkins	Batting Average	.444	5		David Miller	3B/Game	0.15	10						
	Jack McCall	HR/Game	0.28	8		Gary Burnham	2B/Game	0.41	23						
	Jack McCall	Slugging %	.670	16		1996	Clemson	ERA	3.03	1					
	Rusty Adkins	Slugging %	.659	21		Clemson	Wins	51	4						
	Clemson	HR/Game	1.28	1		Clemson	Winning %	.750	11						
	Clemson	R/Game	9.1	1		Clemson	Fielding %	.965	27						
1966	Clemson	Slugging %	.502	1		Billy Koch	K/9 IP	12.3	3						
	Clemson	Batting Average	.321	2		Kris Benson	Wins	14	T-4						
	Clemson	Fielding %	.958	16		Kris Benson	ERA	2.02	5						
	George Sutton	HR/Game	0.38	3		Kris Benson	K/9 IP	11.8	5						
	Jack McCall	2B/Game	0.41	4		Ken Vining	K/9 IP	10.6	21						
	George Sutton	RBI/Game	1.34	6		1997	Clemson	HR/Game	1.48	25					
	Rusty Adkins	3B/Game	0.21	10		Kurt Bultmann	2B/Game	0.52	4						
	Lawton Cowart	HR/Game	0.28	10		Matthew LeCroy	HR/Game	0.38	25						
	Lawton Cowart	RBI/Game	1.10	13		1998	Clemson	Winning %	.729	13					
	Clemson	Fielding %	.962	8		Clemson	Fielding %	.965	20						
1967	Clemson	ERA	2.16	22		Clemson	ERA	4.27	21						
	Bill Parmer	ERA	1.14	13		Scott Clackum	Saves	9	T-14						
	Bill Parmer	Wins	9	18		1999	Clemson	2B/Game	2.45	15					
1971	Rusty Gerhardt	Wins	11	12		Clemson	R/Game	8.87	17						
1975	Clemson	Fielding %	.961	17		Clemson	DP/Game	1.09	23						
	Clemson	Fielding %	.961	17		Jason Harris	BB/Game	0.93	T-24						
	Denny Walling	RBI/Game	1.58	1		Henri Stanley	BB/Game	0.93	T-24						
	Denny Walling	Slugging %	.807	2		2000	Clemson	Winning %	.739	9					
	Denny Walling	HR/Game	0.34	4		Clemson	Fielding %	.969	13						
1976	Denny Walling	Batting Average	.421	10		Clemson	ERA	3.99	19						
	Clemson	Fielding %	.967	8		Clemson	3B/Game	0.41	21						
	Chuck Porter	Wins	12	9		Nick Glaser	Saves	15	T-6						
						Ryan Riley	3B/Game	0.13	T-1						

KRIS BENSON (LEFT), BILLY KOCH (CENTER), AND KEN VINING (RIGHT) ALL FINISHED IN THE TOP 25 IN AT LEAST ONE STATISTICAL CATEGORY IN 1996.



TOP-25 NCAA STAT RANKINGS

	Casey Stone	K/AB	1/18.1	18
2001	Clemson	HR/Game	1.35	16
	Clemson	Fielding %	.968	19
	Casey Stone	K/AB	1/27.4	2
	Jeff Baker	HR/Game	0.38	T-7
	Steve Reba	Winning %	.800	19
	Jeff Baker	RBI/Game	1.25	T-25
2002	Clemson	Winning %	.761	9
	Clemson	Fielding %	.971	9
	Clemson	HR/Game	1.58	11
	Clemson	Slugging %	.533	12
	Clemson	Batting Average	.324	21
	Clemson	R/Game	8.2	22
	Clemson	DP/Game	1.10	24
	Khalil Greene	Slugging %	.877	2
	Khalil Greene	Batting Average	.470	3
	Matt Henrie	Wins	13	T-4
	Steve Reba	Wins	13	T-4
	Khalil Greene	2B/Game	0.46	7
	Khalil Greene	R/Game	1.31	9
	Khalil Greene	HR/Game	0.38	11
	Jeff Baker	HR/Game	0.37	15
	Michael Johnson	HR/Game	0.35	20
	Khalil Greene	RBI/Game	1.28	22
	Jeff Baker	RBI/Game	1.28	23
	Michael Johnson	Slugging %	.749	24
2003	Clemson	DP/Game	1.11	7
	Michael Johnson	BB/Game	.63	2
2004	Clemson	2B/Game	2.29	T-17
	Patrick Hogan	Saves	10	T-21
2005	Clemson	HR/Game	1.15	22
	Kris Harvey	HR/Game	0.38	6
	Taylor Harbin	2B/Game	0.42	13
	Brad Chalk	SH/Game	0.23	24
2006	Clemson	Winning %	.768	4
	Clemson	ERA	3.26	6
	Clemson	K/9 IP	8.0	17
	Clemson	HR/Game	1.16	19
	Clemson	Fielding %	.972	22
	Brad Chalk	SH/Game	0.31	6
	Andy D'Alessio	HR/Game	0.33	T-16
	Andy D'Alessio	RBI/Game	1.23	21
2007	Clemson	K/9 IP	8.3	12
	Clemson	ERA	3.73	25
	Andy D'Alessio	Home Runs	17	T-23
2008	Matt Vaughn	Saves	11	T-18




IN 2002, MATT HENRIE TOTALED 13 WINS, TIED FOR FOURTH-MOST IN THE NATION.

	D.J. Mitchell	Strikeouts	106	T-22
2009	Clemson	ERA	3.68	5
	Clemson	Double Plays	69	T-7

	Clemson	Walks	312	9
	Clemson	H/9 IP	8.62	11
	Clemson	K/9 IP	8.30	25
	Brad Miller	Walks	53	T-11
	Ben Paulsen	Hits	95	T-22
2010	Clemson	Double Plays	81	2
	Clemson	Walks	375	3
	Clemson	Runs	600	5
	Clemson	Sacrifice Flies	42	T-5
	Clemson	DP/Game	1.16	6
	Clemson	Hits	764	8
	Clemson	Home Runs	93	T-15
	Clemson	R/Game	8.6	19
	Clemson	Stolen Bases	106	T-25
	Jeff Schaus	RBIs	87	4
	Kyle Parker	Runs	85	5
	Kyle Parker	Walks	56	T-15
	Mike Freeman	Hits	99	T-19
	Kyle Parker	R/Game	1.27	22
	Brad Miller	Walks	50	T-23
	Mike Freeman	Sacrifice Flies	7	T-25
	Kyle Parker	Home Runs	20	T-25
2011	Clemson	Sacrifice Flies	46	2
	Clemson	Hits	687	5
	Clemson	Batting Average	.318	6
	Clemson	Walks	304	6
	Clemson	Runs	449	11
	Clemson	Slugging %	.460	14
	Clemson	Stolen Bases	106	T-14
	Clemson	R/Game	7.1	15
	Clemson	H/9 IP	8.00	23
	Clemson	SB/Game	1.68	25
	Clemson	Doubles	127	T-25
	Brad Miller	On-Base %	.498	16
	Brad Miller	Batting Average	.395	25
	Spencer Kieboom	Sacrifice Flies	7	T-25
2012	Clemson	Double Plays	62	T-12
	Clemson	Walks	270	17
	Clemson	DP/Game	0.98	23
	Richie Shaffer	Walks	63	T-3
	Richie Shaffer	BB/Game	1.00	6
	Thomas Brittle	Triples	8	T-10
	Thomas Brittle	3B/Game	0.14	16
2013	Clemson	Stolen Bases	111	16
	Clemson	SB/Game	1.79	25

Note: **Bold** denotes led the nation.



ANDY D'ALESSIO WAS IN THE TOP 25 IN THE NATION IN HOME RUN CATEGORIES IN 2006 AND 2007.

HIGHEST SCORING INNINGS

CLEMSON • OVERALL

Rk	Date	Opponent	Inning	Runs
1.	3-21-1998	Maryland	3	19
2.	4-7-1979	at N.C. State	9	18
3.	4-23-1999	Georgia Tech	4	16
4.	3-14-1998	Maine ⁽²⁾	6	14
5.	3-30-1954	Washington & Lee	3	13
6.	4-2-1952	Davidson	4	12
	3-31-1974	Duke	4	12
	3-20-1978	Duke	5	12
	3-10-1987	Marshall	1	12
	2-28-1998	North Carolina-Wilmington	3	12
	3-14-1998	Maine ⁽¹⁾	5	12
	3-26-2002	Coastal Carolina	5	12
	6-02-2002	East Carolina	6	12
	4-10-2005	Duke	8	12

CLEMSON • INNING 1

Rk	Date	Opponent	Runs
1.	3-10-1987	Marshall	12
2.	3-27-1986	Maryland	11
3.	4-18-1961	South Carolina	10
	4-8-1970	at Belmont Abbey	10
	3-30-2002	Maryland	10

CLEMSON • INNING 2

Rk	Date	Opponent	Runs
1.	5-3-2004	Florida State	11
2.	5-22-1980	East Tennessee State	10

CLEMSON • INNING 3

Rk	Date	Opponent	Runs
1.	3-21-1998	Maryland	19
2.	3-30-1954	Washington & Lee	13
3.	2-28-1998	North Carolina-Wilmington	12
4.	4-7-1999	Western Carolina	11

CLEMSON • INNING 4

Rk	Date	Opponent	Runs
1.	4-23-1999	Georgia Tech	16
2.	4-2-1952	Davidson	12
	3-31-1974	Duke	12
4.	5-19-2005	Miami (FL)	11
5.	5-3-1941	Newberry	10
	5-15-2007	College of Charleston	10

CLEMSON • INNING 5

Rk	Date	Opponent	Runs
1.	3-20-1978	at Duke	12
	3-14-1998	Maine ⁽¹⁾	12
	3-26-2002	Coastal Carolina	12
4.	3-6-1998	Stetson	11
5.	3-28-1969	Buffalo	10
	4-20-1984	Maryland*	10
	4-10-1989	Western Carolina	10
	3-24-1996	Maryland	10
	3-18-1997	Coastal Carolina	10
	2-26-2000	James Madison	10
	5-15-2010	at Wake Forest	10

* - Durham, NC

CLEMSON • INNING 6

Rk	Date	Opponent	Runs
1.	3-14-1998	Maine ⁽²⁾	14
2.	6-2-2002	East Carolina	12
3.	3-2-1991	at Nevada-Las Vegas	11
4.	4-17-1971	Florida State	10
	4-14-1990	N.C. State	10

CLEMSON • INNING 7

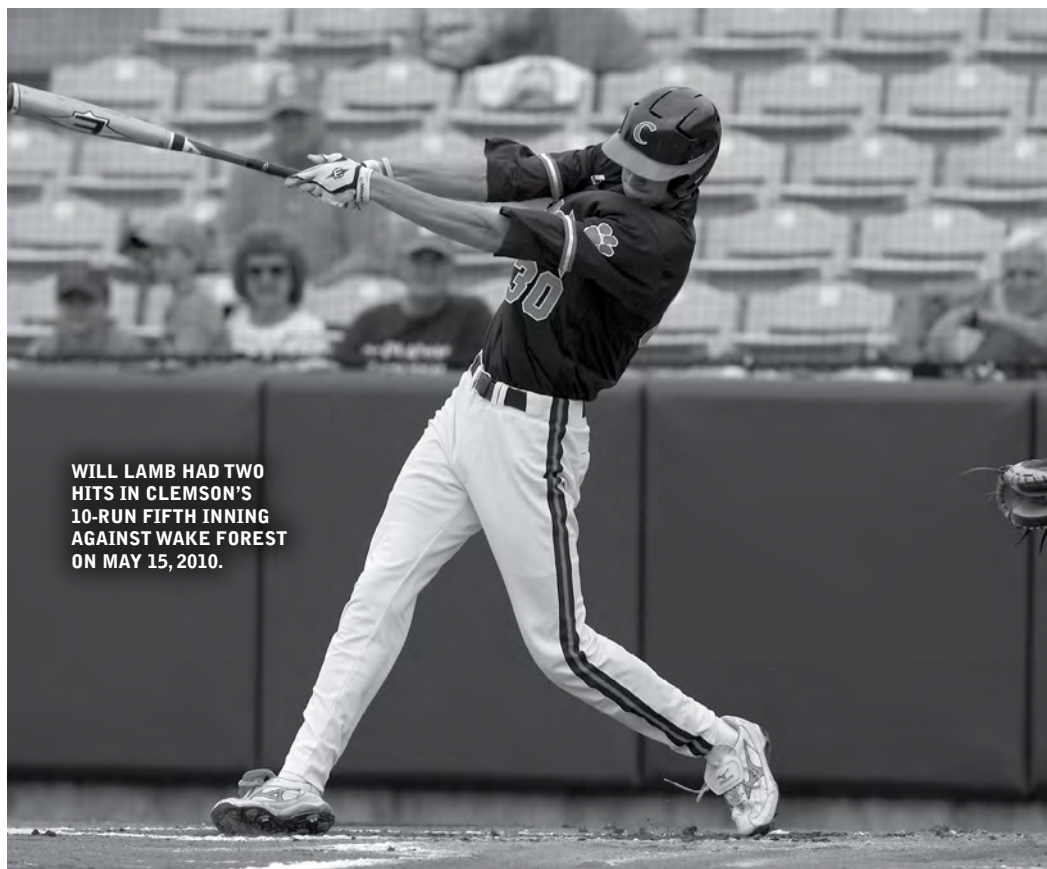
Rk	Date	Opponent	Runs
1.	4-17-1951	Furman	11
	4-2-1958	The Citadel	11
	4-18-2000	Elon	11
4.	3-19-1974	at Florida	10
	5-13-1982	at Georgia Southern	10

CLEMSON • INNING 8

Rk	Date	Opponent	Runs
1.	4-10-2005	Duke	12
2.	4-1-1950	at Presbyterian College	11
	3-3-1975	West Virginia	11
4.	2-27-1980	Georgia	10
	4-23-2002	Furman	10

CLEMSON • INNING 9

Rk	Date	Opponent	Runs
1.	4-7-1979	at N.C. State	18
2.	4-14-1995	at N.C. State	11



WILL LAMB HAD TWO HITS IN CLEMSON'S 10-RUN FIFTH INNING AGAINST WAKE FOREST ON MAY 15, 2010.

OPPONENT • OVERALL

Rk	Date	Opponent	Inning	Runs
1.	4-28-1930	at South Carolina	7	13
2.	4-10-1993	at N.C. State	1	12
	4-23-1997	at South Carolina	5	12
4.	4-5-1997	at Florida State	6	11
5.	4-11-1929	Michigan	6	10
	3-31-1949	Duke	5	10
	3-20-1976	at Georgia Southern	8	10
	4-8-1981	at Georgia	5	10
	5-14-1994	at Georgia Tech	5	10
	5-28-1999	Missouri State*	5	10
	4-27-2013	Georgia Tech	5	10

* - Fayetteville, AR

OPPONENT • INNING 1

Rk	Date	Opponent	Runs
1.	4-10-1993	at N.C. State	12
2.	3-24-1950	Michigan State	8
	4-17-1985	Maryland*	8

* - Atlanta, GA

OPPONENT • INNING 2

Rk	Date	Opponent	Runs
1.	4-7-1937	at Erskine	9
2.	5-13-1950	The Citadel	8
	6-15-1958	Holy Cross*	8
	3-12-1972	at Florida State	8

* - Omaha, NE

OPPONENT • INNING 3

Rk	Date	Opponent	Runs
1.	4-18-1949	Wofford	9
	4-24-1977	Wake Forest	9
3.	4-12-1955	Maryland	8
	5-4-1962	at Wake Forest	8
	4-12-1990	at South Carolina	8
	4-19-1997	at N.C. State	8

OPPONENT • INNING 4

Rk	Date	Opponent	Runs
1.	5-7-1969	at Davidson	9
2.	3-27-1954	Ohio State*	8
	2-2-1986	at Georgia Southern	8
	5-14-2010	at Wake Forest	8
	3-23-2013	Duke ⁽²⁾	8

* - Winter Park, FL

OPPONENT • INNING 5

Rk	Date	Opponent	Runs
1.	4-23-1997	at South Carolina	12
2.	3-31-1949	at Duke	10
	4-8-1981	at Georgia	10
	5-14-1994	at Georgia Tech	10
	5-28-1999	Missouri State*	10
	4-27-2013	Georgia Tech	10

* - Fayetteville, AR

OPPONENT • INNING 6

Rk	Date	Opponent	Runs
1.	4-5-1997	at Florida State	11
2.	4-11-1929	Michigan	10
3.	4-7-1952	Wake Forest	9
	3-18-2006	at Virginia	9
5.	3-28-1985	at Virginia	8
	4-29-2005	Georgia Tech	8

OPPONENT • INNING 7

Rk	Date	Opponent	Runs
1.	4-28-1930	at South Carolina	13
2.	4-12-1955	Maryland	8
	3-28-1966	Ohio	8
	3-19-1976	at Jacksonville	8
	4-29-1983	at Western Carolina	8
	4-24-1985	at Georgia	8
	6-2-2001	at Miami (FL)	8

OPPONENT • INNING 8

Rk	Date	Opponent	Runs
1.	3-20-1976	at Georgia Southern	10
2.	4-4-1949	Georgia	9
	5-8-1995	at Georgia Southern	9
4.	5-23-1966	at Florida State	8
	4-9-1969	at Georgia	8
	3-25-1997	at Western Carolina	8
	3-5-1999	Liberty	8
	4-16-2006	at Georgia Tech	8
	4-5-2008	at Miami (FL)	8

OPPONENT • INNING 9

Rk	Date	Opponent	Runs
1.	4-19-1949	Presbyterian College	9

Note: **Bold** denotes a Clemson home game.



WEEKLY RANKINGS

1987

Date	BA	CB
Pre	---	---
2-16	14	---
2-23	13	---
3-2	13	---
3-9	13	20
3-16	10	8
3-23	10	7
3-30	8	8
4-6	8	10
4-13	9	6
4-20	9	7
4-27	11	12
5-4	9	11
5-11	9	9
5-18	10	13
5-26	10	10
Final	10	10

1988

Date	BA	CB
Pre	---	---
2-21	---	---
3-1	---	---
3-8	23	17
3-15	19	9
3-22	20	17
3-29	20	20
4-5	16	17
4-12	12	13
4-19	12	10
4-26	11	7
5-3	11	6
5-10	10	7
5-17	14	13
5-24	14	8
Final	15	21

1989

Date	BA	CB
Pre	13	15
2-13	14	16
2-20	13	16
2-27	15	21
3-6	13	19
3-13	14	14
3-20	13	14
3-27	14	11
4-3	11	10
4-10	8	7
4-17	12	9
4-24	16	15
5-1	18	---
5-8	18	24
5-15	25	---
5-22	19	16
Final	14	14

1990

Date	BA	CB
Pre	20	20
2-13	20	18
2-20	20	18
2-27	18	16
3-6	18	16
3-13	18	14
3-20	17	12
3-27	25	19
4-3	---	---
4-10	---	---
4-17	---	---
4-24	---	---
5-1	22	18
5-8	---	23
5-15	---	23
5-22	---	---
5-29	---	---
Final	---	---

1991

Date	BA	CB
Pre	---	22
2-12	---	22
2-19	---	22
2-26	---	22
3-5	18	22
3-12	16	23
3-19	15	14

3-26	14	16
4-2	13	13
4-9	11	10
4-16	11	11
4-23	6	8
4-30	5	6
5-6	5	5
5-13	4	5
5-20	4	4
5-27	4	3
Final	4	8

1992

Date	BA	CB
Pre	18	24
2-17	18	24
2-24	16	22
3-2	14	18
3-9	10	9
3-16	10	6
3-23	8	7
3-30	5	4
4-7	4	3
4-14	3	2
4-21	3	2
4-28	4	3
5-5	4	4
5-12	4	3
5-19	5	6
5-26	7	10
Final	7	10

1993

Date	BA	CB	USA
Pre	19	21	20
2-8	20	21	20
2-22	22	---	22
3-1	20	25	22
3-8	24	---	18
3-15	24	---	16
3-22	---	---	19
3-29	---	---	22
4-5	---	---	18
4-12	---	---	16
4-19	---	---	17
4-26	---	---	22
5-3	---	---	19
5-10	22	---	15
5-17	22	25	12
5-24	16	22	11
Final	17	17	16

1994

Date	BA	CB	USA
2-14	---	25	NP
2-21	---	17	NP
2-28	---	22	NP
3-7	---	15	NP
3-14	---	7	NP
3-21	---	7	NP
3-28	15	14	7
4-4	13	12	7
4-11	8	7	5
4-18	8	6	4
4-25	9	4	5
5-2	6	1	2
5-9	3	1	1
5-16	1	1	1
5-23	1	1	1
5-31	4	9	NP
Final	4	9	9

1995

Date	BA	CB	USA
Pre	5	4	5
2-13	5	4	5
2-20	9	8	7
2-27	8	8	7
3-6	6	6	4
3-13	4	5	4
3-20	2	2	2
3-27	1	1	1
4-3	3	3	4
4-10	2	2	3
4-17	2	2	2
4-24	5	4	6
5-1	3	4	3
5-8	3	4	3
5-15	5	7	5

5-22	4	5	6
5-29	4	4	5
Final	8	8	8

1996

Date	BA	CB	USA
Pre	7	21	8
2-13	7	21	NP
2-20	11	22	19
2-27	10	18	15
3-5	5	9	8
3-12	5	5	6
3-19	6	10	9
3-26	7	9	7
4-2	9	9	8
4-9	9	9	7
4-16	4	8	4
4-23	7	12	8
4-30	11	16	9
5-7	6	10	8
5-14	5	8	5
5-21	8	10	9
5-27	5	7	NP
Final	5	4	4

1997

Date	BA	CB	USA
Pre	22	17	18
2-10	22	17	NP
2-17	22	17	13
2-24	19	10	11
3-3	21	12	13
3-10	13	12	12
3-17	11	10	10
3-24	16	15	13
3-31	17	18	13
4-7	---	25	15
4-14	---	---	17
4-21	---	---	22
4-28	---	---	23
5-5	---	---	21
5-12	---	---	20
5-19	---	25	22
5-26	---	---	NP
Final	---	---	24

1998

Date	BA	CB	USA
Pre	---	16	22
2-9	23	16	NP
2-16	23	16	16
2-23	21	14	13
3-2	16	10	10
3-9	12	5	7
3-16	10	5	6
3-23	8	4	4
3-30	7	5	4
4-6	7	5	3
4-13	9	8	7
4-20	8	7	4
4-27	7	7	3
5-4	8	10	5
5-11	13	18	9
5-18	18	18	14
5-25	21	23	NP
Final	21	23	19

1999

Date	BA	CB	USA
Pre	14	20	16
2-8	14	22	NP
2-15	11	20	13
2-22	12	20	14
3-1	19	---	22
3-8	---	---	---
3-15	---	---	---
3-22	---	---	---
3-29	---	---	---
4-5	---	---	---
4-12	---	---	---
4-19	---	---	---
4-26	---	23	---
5-3	---	23	---
5-10	---	19	---
5-17	---	19	---
5-24	24	16	---
5-31	17	12	NP
6-7	17	13	NP
Final	17	13	14

2000

Date	BA	CB	USA
Pre	24	11	15
2-7	19	NP	NP
2-14	19	11	18
2-21	17	9	13
2-28	15	8	12
3-6	16	8	10
3-13	10	4	7
3-20	7	1	5
3-27	4	1	4
4-3	9	8	7
4-10	7	6	6
4-17	9	7	6
4-24	7	7	5
5-1	8	9	8
5-8	6	8	6
5-15	7	6	7
5-22	9	8	8
5-29	7	5	NP
6-5	3	3	NP
Final	7	6	5

2001

Date	BA	CB	USA
Pre	10	5	5
2-5	10	5	NP
2-12	13	5	8
2-19	14	10	10
2-26	14	13	13
3-5	14	13	15
3-12	14	10	14
3-19	14	10	11
3-26	13	14	12
4-2	11	8	12
4-9	17	17	18
4-16	12	13	18
4-23	12	12	15
4-30	17	14	16
5-7	17	13	16
5-14	15	13	17
5-21	19	14	20
5-28	17	12	NP
6-4	17	13	NP
Final	17	13	14

2002

Date	BA	CB	USA
Pre	2	6	5
2-11	2	4	4
2-18	3	4	4
2-25	2	3	3
3-4	2	3	3
3-11	2	2	2
3-18	2	2	2
3-25	2	1	1
4-1	1	1	1
4-8	1	1	1
4-15	1	1	1

4-22	1	1	1
4-29	1	1	1
5-6	1	1	1
5-13	1	1	1
5-20	6	6	5
5-27	5	7	4
6-3	5	5	NP
6-10	4	4	NP
Final	3	3	3

2003

Date	BA	CB	USA
Pre	19	18	15
2-3	NP	18	NP
2-10	19	18	14
2-17	18	17	12
2-24	19	19	18
3-3	19	19	18
3-10	19	19	18
3-17	17	14	16
3-24	14	10	13
3-31	20	15	17
4-7	18	13	14
4-14	19	15	15
4-21	---	23	20
4-28	20	16	14
5-5	20	15	14
5-12	---	---	19
5-19	24	21	17
5-26	---	---	21
6-2	---	---	NP
6-9	---	---	NP
Final	---	---	---

2004

Date	BA	CB	USA
Pre	11	17	13
2-9	11	17	14
2-16	11	17	14
2-23	11	17	11
3-1	18	---	25
3-8	25	---	---
3-15	---	---	---
3-22	---	---	---
3-29	---	---	---
4-5	---	23	---
4-12	---	---	---
4-19	---	17	---
4-26	22	11	25
5-3	---	13	---
5-10	---	20	---
5-17	---	---	---
5-24	---	22	---
5-31	---	22	---
6-7	---	---	NP
6-14	---	---	NP
Final	---	---	---

ACC TOURNAMENT RESULTS

Year	Site	W-L	Score	Opponent
1973	Chapel Hill, NC	W	10-6	Wake Forest
	Chapel Hill, NC	W	3-1	Virginia
	Chapel Hill, NC	L	4-8	N.C. State
	Chapel Hill, NC	L ⁽¹⁰⁾	2-3	N.C. State
1974	Raleigh, NC	W	6-4	North Carolina
	Raleigh, NC	L	2-3	Virginia
	Raleigh, NC	W	9-6	Virginia
	Raleigh, NC	W	12-5	N.C. State
	Raleigh, NC	L	6-8	N.C. State
1975	Chapel Hill, NC	L	2-7	North Carolina
	Chapel Hill, NC	W	15-1	Wake Forest
	Chapel Hill, NC	W	7-6	North Carolina
	Chapel Hill, NC	L	2-3	N.C. State
1976	Clemson, SC	W	2-0	Wake Forest
	Clemson, SC	W	2-1	Maryland
	Clemson, SC	W	3-2	Maryland
1977	Clemson, SC	W	10-3	N.C. State
	Clemson, SC	L	4-5	Wake Forest
	Clemson, SC	W	14-6	N.C. State
	Clemson, SC	L	9-22	Wake Forest
1978	Clemson, SC	W	12-1	N.C. State
	Clemson, SC	W	13-0	Duke
	Clemson, SC	W	7-2	Wake Forest
1980	Raleigh, NC	W	4-0	Wake Forest
	Raleigh, NC	W	9-4	Maryland
	Raleigh, NC	W	5-4	N.C. State
	Raleigh, NC	W	12-3	North Carolina
1981	Chapel Hill, NC	W ⁽¹⁰⁾	7-6	Georgia Tech
	Chapel Hill, NC	L	0-1	Duke
	Chapel Hill, NC	W ⁽¹⁰⁾	6-5	Wake Forest
	Chapel Hill, NC	W	7-4	North Carolina
	Chapel Hill, NC	W	9-2	Duke
	Chapel Hill, NC	W	7-5	North Carolina
1982	Chapel Hill, NC	W	10-9	Duke
	Chapel Hill, NC	W	16-2	Georgia Tech
	Chapel Hill, NC	L	4-6	Virginia
	Chapel Hill, NC	L	0-3	North Carolina
1983	Chapel Hill, NC	W	12-5	Virginia
	Chapel Hill, NC	W	8-1	N.C. State
	Chapel Hill, NC	L	5-6	North Carolina
	Chapel Hill, NC	W	14-7	Duke
	Chapel Hill, NC	W	5-2	North Carolina
	Chapel Hill, NC	L	1-10	North Carolina
1984	Durham, NC	L	5-8	Duke
	Durham, NC	W	7-6	Virginia
	Durham, NC	W	12-1	Maryland
	Durham, NC	L	6-7	North Carolina
1985	Atlanta, GA	W	17-12	Maryland
	Atlanta, GA	W	3-2	North Carolina
	Atlanta, GA	L	9-12	Georgia Tech
	Atlanta, GA	W	10-8	Virginia

	Atlanta, GA	L	5-7	Georgia Tech
1986	Durham, NC	W ⁽¹⁴⁾	6-5	Wake Forest
	Durham, NC	L	5-16	Georgia Tech
	Durham, NC	W ⁽¹⁰⁾	7-2	Maryland
	Durham, NC	L	4-6	N.C. State
1987	Greenville, SC	W	11-4	Wake Forest
	Greenville, SC	W	9-4	North Carolina
	Greenville, SC	W	8-0	N.C. State
	Greenville, SC	L	1-7	Georgia Tech
1988	Greenville, SC	L	7-11	N.C. State
	Greenville, SC	W	9-1	Duke
	Greenville, SC	L	0-1	North Carolina
	Greenville, SC	W	9-0	Maryland
1989	Greenville, SC	W	5-4	North Carolina
	Greenville, SC	L	6-7	North Carolina
	Greenville, SC	W	8-0	Maryland
	Greenville, SC	W	9-3	Georgia Tech
1990	Greenville, SC	W	5-4	North Carolina
	Greenville, SC	W	9-2	N.C. State
	Greenville, SC	W	12-4	North Carolina
	Greenville, SC	W	13-3	Duke
1991	Greenville, SC	W	7-3	Virginia
	Greenville, SC	L	1-3	North Carolina
	Greenville, SC	L	5-6	N.C. State
	Greenville, SC	W	13-1	Maryland
1992	Greenville, SC	W	7-2	Wake Forest
	Greenville, SC	W	6-5	Georgia Tech
	Greenville, SC	W ⁽¹¹⁾	7-4	Virginia
	Greenville, SC	W	24-8	Georgia Tech
1993	Greenville, SC	W ⁽¹⁰⁾	3-2	Virginia
	Greenville, SC	W	5-2	Florida State
	Greenville, SC	L	1-11	N.C. State
	Greenville, SC	W	5-4	Georgia Tech
1994	Greenville, SC	W	11-0	Florida State
	Greenville, SC	L	3-7	N.C. State
	Greenville, SC	W	4-2	Duke
	Greenville, SC	W	6-1	Florida State
1995	Greenville, SC	W	9-8	Georgia Tech
	Greenville, SC	W	7-4	North Carolina
	Greenville, SC	L	5-7	Florida State
	Greenville, SC	W	11-7	N.C. State
1996	Greenville, SC	W	7-1	Maryland
	Greenville, SC	W	17-5	N.C. State
	Greenville, SC	W	9-6	Georgia Tech
	Greenville, SC	L	4-10	Florida State
1997	Greenville, SC	W	4-1	Florida State
	Greenville, SC	W	10-0	Maryland
	Greenville, SC	W	6-4	North Carolina
	Greenville, SC	W	11-0	Florida State
1998	Greenville, SC	W	16-7	N.C. State
	Greenville, SC	L	2-12	Florida State
	Greenville, SC	L	2-8	Florida State

RECORDS BY SITE & OPPONENT

Site	Years	W-L	Runs	Titles	Team	W-L	Runs
Atlanta, GA	1	3-2	44-41	0	Boston College	0-0	0-0
Clemson, SC	3	8-2	76-42	2	Duke	8-4	91-51
Chapel Hill, NC	5	17-9	168-111	1	Florida State	9-11	97-104
Durham, NC	8	10-16	133-158	0	Georgia Tech	16-10	208-160
Fort Mill, SC	2	4-4	55-49	0	Maryland	12-0	104-30
Greensboro, NC	2	2-4	37-40	0	Miami (FL)	2-2	15-19
Greenville, SC	9	35-12	349-196	4	North Carolina	16-12	145-141
Jacksonville, FL	4	9-6	89-73	1	N.C. State	18-12	221-160
Raleigh, NC	2	7-2	65-37	1	Virginia	10-8	102-87
Saint Petersburg, FL	2	6-4	58-56	0	Virginia Tech	0-1	8-9
Salem, VA	2	2-4	37-41	0	Wake Forest	12-5	120-83
Totals	40	103-65	1111-844	9	Totals	103-65	1111-844

1996	Chapel Hill, NC	W	6-1	Duke
	Chapel Hill, NC	W	6-1	Georgia Tech
	Durham, NC	L	2-4	Virginia
	Durham, NC	L	1-2	Florida State
1997	Saint Petersburg, FL	W	8-6	Wake Forest
	Saint Petersburg, FL	W	7-4	Georgia Tech
	Saint Petersburg, FL	L	4-8	Florida State
	Saint Petersburg, FL	W ⁽¹⁰⁾	11-6	N.C. State
	Saint Petersburg, FL	L	0-10	Florida State
1998	Durham, NC	L	1-4	North Carolina
	Durham, NC	L	6-10	Georgia Tech
1999	Durham, NC	W	7-6	N.C. State
	Durham, NC	L	3-6	Wake Forest
	Durham, NC	W	7-6	Maryland
	Durham, NC	W	8-7	Florida State
	Durham, NC	L	5-9	Wake Forest
2000	Fort Mill, SC	W	9-5	Virginia
	Fort Mill, SC	W	8-4	Florida State
	Fort Mill, SC	L	8-9	Georgia Tech
	Fort Mill, SC	W	12-5	Virginia
	Fort Mill, SC	L	4-8	Georgia Tech
2001	Fort Mill, SC	L	3-7	Virginia
	Fort Mill, SC	W	7-6	North Carolina
	Fort Mill, SC	L	4-5	Florida State
2002	Saint Petersburg, FL	W	10-0	Georgia Tech
	Saint Petersburg, FL	L	4-9	Florida State
	Saint Petersburg, FL	W	5-3	N.C. State
	Saint Petersburg, FL	W	8-6	Wake Forest
	Saint Petersburg, FL	L	1-4	Florida State
2003	Salem, VA	L	2-10	North Carolina
	Salem, VA	L	4-7	Duke
2004	Salem, VA	W	7-6	North Carolina
	Salem, VA	L ⁽¹³⁾	7-11	Georgia Tech
	Salem, VA	W	12-1	N.C. State

	Salem, VA	L	5-6	North Carolina
2005	Jacksonville, FL	L	1-8	Virginia
	Jacksonville, FL	W	9-1	Miami (FL)
	Jacksonville, FL	W	5-4	N.C. State
	Jacksonville, FL	L	4-5	Virginia
2006	Jacksonville, FL	W ⁽⁷⁾	13-1	Wake Forest
	Jacksonville, FL	W	3-2	Georgia Tech
	Jacksonville, FL	L ⁽¹⁰⁾	7-8	Georgia Tech
	Jacksonville, FL	W	16-11	Georgia Tech
	Jacksonville, FL	W	8-4	N.C. State
2007	Jacksonville, FL	W ⁽¹³⁾	5-4	Miami (FL)
	Jacksonville, FL	L	2-3	Wake Forest
	Jacksonville, FL	W	5-1	Florida State
2008	Jacksonville, FL	L	1-7	Miami (FL)
	Jacksonville, FL	L ⁽⁷⁾	0-10	N.C. State
	Jacksonville, FL	W	10-4	Georgia Tech
2009	Durham, NC	L	5-6	Virginia
	Durham, NC	L	4-10	Duke
	Durham, NC	W ⁽¹¹⁾	4-3	North Carolina
2010	Greensboro, NC	L	8-13	N.C. State
	Greensboro, NC	L	8-9	Virginia Tech
	Greensboro, NC	W	9-3	Georgia Tech
2011	Durham, NC	W	9-0	Georgia Tech
	Durham, NC	L	3-6	Florida State
	Durham, NC	W	6-3	N.C. State
2012	Greensboro, NC	L	2-3	Virginia
	Greensboro, NC	W	9-7	Florida State
	Greensboro, NC	L	1-5	Georgia Tech
2013	Durham, NC	L	3-6	N.C. State
	Durham, NC	L ⁽¹⁴⁾	7-12	North Carolina
	Durham, NC	L	0-7	Miami (FL)
Totals			103-65 (.613)	40 Tourneys
Note: Championship-clinching wins in bold .				

Note: Championship-clinching wins in **bold**.

NEWBRIDGE BANK PARK IN GREENSBORO, NC WILL HOST THE ACC TOURNAMENT FOR THE THIRD TIME AFTER THE 2014 REGULAR SEASON.



NCAA TOURNAMENT RESULTS

Year	Site	W-L	Score	Opponent
1947	Charlotte, NC	L	2-8	Alabama
	Charlotte, NC	W	8-3	Auburn
	Charlotte, NC	W	1-0	Alabama
	Charlotte, NC	W	4-1	Alabama
	New Haven, CT	L	3-7	Yale
1950	Kannapolis, NC	L	1-6	Alabama
	Kannapolis, NC	L	2-4	Kentucky
1958	Gastonia, NC	L	6-8	Florida
	Gastonia, NC	W	4-2	George Washington
	Gastonia, NC	W ⁽¹⁰⁾	8-5	Florida State
	Gastonia, NC	W	15-14	Florida
	Gastonia, NC	W	3-1	Florida
	* Omaha, NE	W	3-1	Arizona
	* Omaha, NE	L	4-17	Holy Cross
	* Omaha, NE	L	3-5	Western Michigan
1959	Gastonia, NC	W	9-6	Georgia Tech
	Gastonia, NC	W	24-2	Florida State
	Gastonia, NC	W	5-0	Florida State
	* Omaha, NE	L ⁽¹²⁾	2-3	Arizona
	* Omaha, NE	W	7-1	Colorado State
	* Omaha, NE	L	0-7	Penn State
1967	Gastonia, NC	L	3-5	Florida State
	Gastonia, NC	W	5-0	West Virginia
	Gastonia, NC	W	6-4	Florida State
	Gastonia, NC	W	3-2	Auburn
	Gastonia, NC	L ⁽¹³⁾	5-6	Auburn
1975	Ypsilanti, MI	L	3-5	Eastern Michigan
	Ypsilanti, MI	L	4-5	Penn State
1976	Columbia, SC	W	13-2	Furman
	Columbia, SC	W	10-4	South Carolina
	Columbia, SC	W	6-2	Furman
	* Omaha, NE	W	9-4	Auburn
	* Omaha, NE	L ⁽¹⁰⁾	2-3	Eastern Michigan
	* Omaha, NE	L	6-10	Arizona
1977	Coral Gables, FL	W	8-7	Mississippi
	Coral Gables, FL	W	7-2	Miami (FL)
	Coral Gables, FL	L	3-10	Miami (FL)
	Coral Gables, FL	W	10-9	Miami (FL)
	* Omaha, NE	L	7-10	Arizona State
	* Omaha, NE	W	13-4	Temple
	* Omaha, NE	L	0-1	Cal State Los Angeles

1978	Coral Gables, FL	W	8-5	Miami (FL)
	Coral Gables, FL	L	3-9	Marshall
	Coral Gables, FL	L	5-7	Miami (FL)
1979	Coral Gables, FL	W	8-4	Georgia Southern
	Coral Gables, FL	L	1-2	Miami (FL)
	Coral Gables, FL	W	2-0	Georgia Southern
	Coral Gables, FL	L	1-4	Miami (FL)
1980	Clemson, SC	W	22-4	East Tennessee State
	Clemson, SC	W	6-2	South Carolina
	Clemson, SC	W	17-12	South Carolina
	* Omaha, NE	L	5-13	Miami (FL)
	* Omaha, NE	L	4-6	California
1981	Clemson, SC	L	2-7	Wichita State
	Clemson, SC	L	1-2	East Tennessee State
1987	Huntsville, AL	W	8-0	West Virginia
	Huntsville, AL	W	6-3	Seton Hall
	Huntsville, AL	L	5-6	Arkansas
	Huntsville, AL	W	6-3	Auburn
	Huntsville, AL	L	2-4	Arkansas
1988	New Britain, CT	W ⁽¹⁹⁾	3-2	Fordham
	New Britain, CT	L	1-6	Rutgers
	New Britain, CT	W	11-1	Saint John's
	New Britain, CT	L	7-8	Kentucky
1989	Tallahassee, FL	W	6-2	Stetson
	Tallahassee, FL	L	7-14	Auburn
	Tallahassee, FL	W	13-5	Stetson
	Tallahassee, FL	W	11-1	Auburn
	Tallahassee, FL	L	1-8	Florida State
1990	Austin, TX	L	6-9	Creighton
	Austin, TX	W	8-5	Texas-Arlington
	Austin, TX	L	3-4	Creighton
1991	Orono, ME	W	13-5	Princeton
	Orono, ME	W	8-3	Villanova
	Orono, ME	W	10-9	Mississippi State
	Orono, ME	W	13-5	Maine
	* Omaha, NE	L	4-8	Creighton
	* Omaha, NE	L	11-12	Long Beach State
1992	Starkville, MS	W	8-4	Yale
	Starkville, MS	L	5-6	UCLA
	Starkville, MS	L	6-7	Oklahoma
1993	Knoxville, TN	W	7-3	Rutgers
	Knoxville, TN	W	10-3	Fresno State

	Knoxville, TN	L	4-11	Fresno State
	Knoxville, TN	L	1-9	Kansas
1994	Clemson, SC	W	5-1	The Citadel
	Clemson, SC	L	1-8	Notre Dame
	Clemson, SC	W	6-1	Old Dominion
	Clemson, SC	L	5-11	Auburn
1995	Clemson, SC	W	8-4	Navy
	Clemson, SC	W	11-5	Jacksonville
	Clemson, SC	W	9-5	Winthrop
	Clemson, SC	W	7-4	Alabama
	* Omaha, NE	L	1-3	Tennessee
	* Omaha, NE	L	3-8	Stanford
1996	Clemson, SC	W	9-1	Charleston Southern
	Clemson, SC	W	5-1	Old Dominion
	Clemson, SC	W	6-3	West Virginia
	Clemson, SC	W	12-5	Tennessee
	* Omaha, NE	L	3-7	Miami (FL)
	* Omaha, NE	W ⁽¹⁰⁾	8-5	Oklahoma State
	* Omaha, NE	W	14-13	Alabama
	* Omaha, NE	L	5-14	Miami (FL)
1997	Lubbock, TX	W	13-9	Nevada
	Lubbock, TX	L	6-10	Rice
	Lubbock, TX	L	7-12	Texas State
1998	Clemson, SC	W	12-3	The Citadel
	Clemson, SC	L ⁽¹⁶⁾	1-2	South Alabama
	Clemson, SC	L	5-8	Southern California
1999	Fayetteville, AR	L	5-23	Missouri State
	Fayetteville, AR	W	17-3	Delaware
	Fayetteville, AR	W	12-4	Arkansas
	Fayetteville, AR	W	8-7	Missouri State
	Fayetteville, AR	W	7-5	Missouri State
	College Station, TX	L	3-20	Texas A&M
	College Station, TX	W	10-3	Texas A&M
	College Station, TX	L	4-5	Texas A&M
2000	Clemson, SC	W	4-0	Middle Tennessee
	Clemson, SC	W	9-3	Illinois
	Clemson, SC	W	21-3	Middle Tennessee
	Clemson, SC	W	11-4	Mississippi State
	Clemson, SC	W	9-4	Mississippi State
	* Omaha, NE	W	10-6	San Jose State
	* Omaha, NE	L	4-10	Stanford
	* Omaha, NE	L	4-5	Louisiana-Lafayette
2001	Clemson, SC	W	4-1	William & Mary
	Clemson, SC	W	24-4	Seton Hall
	Clemson, SC	W	8-2	Seton Hall
	Coral Gables, FL	L	8-10	Miami (FL)
	Coral Gables, FL	L	6-14	Miami (FL)
2002	Clemson, SC	W	15-1	Georgia Southern
	Clemson, SC	W	4-2	East Carolina
	Clemson, SC	W	21-1	East Carolina
	Clemson, SC	L	6-9	Arkansas
	Clemson, SC	W	8-7	Arkansas
	Clemson, SC	W	7-4	Arkansas
	* Omaha, NE	W	11-10	Nebraska
	* Omaha, NE	W	9-7	Georgia Tech
	* Omaha, NE	L	4-12	South Carolina
	* Omaha, NE	L	2-10	South Carolina
2003	Auburn, AL	L	8-10	Ohio State
	Auburn, AL	W ⁽¹⁰⁾	7-6	Princeton
	Auburn, AL	L	0-15	Auburn
2004	Athens, GA	W	10-6	Birmingham-Southern
	Athens, GA	L	3-6	Georgia
	Athens, GA	W	5-4	Birmingham-Southern
	Athens, GA	W	10-9	Georgia
	Athens, GA	L ⁽¹⁰⁾	6-7	Georgia
2005	Clemson, SC	W	12-2	North Carolina A&T
	Clemson, SC	W	6-0	College of Charleston
	Clemson, SC	W	8-3	Oral Roberts
	Waco, TX	W	4-2	Baylor
	Waco, TX	L	1-7	Baylor
	Waco, TX	L	1-6	Baylor
2006	Clemson, SC	W	3-0	North Carolina-Alexandria
	Clemson, SC	W	13-3	Elon
	Clemson, SC	W	8-6	Mississippi State
	Clemson, SC	W	11-8	Oral Roberts
	Clemson, SC	W	6-5	Oral Roberts
	* Omaha, NE	W	8-4	Georgia Tech
	* Omaha, NE	L	0-2	North Carolina
	* Omaha, NE	L	6-7	Cal State Fullerton
2007	Myrtle Beach, SC	W	3-2	Saint John's
	Myrtle Beach, SC	W	11-8	Coastal Carolina
	Myrtle Beach, SC	W	15-3	Coastal Carolina
	Starkville, MS	L	6-8	Mississippi State
	Starkville, MS	L	5-8	Mississippi State
2009	Clemson, SC	W	5-4	Tennessee Tech
	Clemson, SC	L	2-3	Oklahoma State
	Clemson, SC	W	10-0	Tennessee Tech
	Clemson, SC	W	15-1	Oklahoma State
	Clemson, SC	W	6-5	Oklahoma State

NCAA TOURNAMENT RECORDS

NCAA TOURNAMENT APPEARANCES

Rk	Team	App.
1.	Texas	55
2.	Florida State	51
3.	Miami (FL)	42
4.	Oklahoma State	39
5.	Clemson	38
6.	Arizona State	36
	Southern California	36
8.	Cal State Fullerton	35
	Oklahoma	35
10.	Saint John's	34

CONSECUTIVE NCAA TOURNAMENT APPEARANCES

Rk	Team	Streak	Years
1.	Miami (FL)	41	1973-13
2.	Florida State	36	1978-13
3.	Cal State Fullerton	22	1992-13
4.	Clemson	21	1987-07
5.	Oklahoma State	19	1981-99
	Rice	19	1995-13
7.	Texas	18	1979-96
8.	Louisiana State	17	1989-05
9.	Northern Colorado	15	1952-66
	Oral Roberts	15	1998-12

CONSECUTIVE NCAA TOURNAMENT APPEARANCES WITH WIN

Rk	Team	Streak	Start	*End
1.	Texas	36	1972	----
2.	Cal State Fullerton	35	1975	----
3.	Florida State	29	1985	----
4.	Clemson	26	1987	----
	Oklahoma State	26	1978	2009
6.	Louisiana State	24	1986	----
7.	North Carolina	21	1983	----
8.	South Carolina	21	1984	----
9.	Notre Dame	19	1956	2005
10.	Miami (FL)	18	1993	2011

* - last year of streak

COLLEGE WORLD SERIES APPEARANCES

Rk	Team	App.
1.	Texas	34
2.	Miami (FL)	23
3.	Arizona State	22
4.	Florida State	21
	Southern California	21
6.	Oklahoma State	19
7.	Arizona	16
	Cal State Fullerton	16
	Louisiana State	16
	Stanford	16
11.	Clemson	12
12.	South Carolina	11
13.	North Carolina	10
	Northern Colorado	10
	Oklahoma	10

	Tempe, AZ	L	4-7	Arizona State
	Tempe, AZ	L	2-8	Arizona State
2010	Auburn, AL	W	10-1	Southern Mississippi
	Auburn, AL	W	5-2	Auburn
	Auburn, AL	L	10-11	Auburn
	Auburn, AL	W	13-7	Auburn
	Clemson, SC	L	4-5	Alabama
	Clemson, SC	W	19-5	Alabama
	Clemson, SC	W	8-6	Alabama
	* Omaha, NE	W	6-3	Arizona State
	* Omaha, NE	W	6-4	Oklahoma
	* Omaha, NE	L	1-5	South Carolina
	* Omaha, NE	L	3-4	South Carolina
2011	Clemson, SC	W	11-1	Sacred Heart
	Clemson, SC	W	12-7	Coastal Carolina
	Clemson, SC	L	6-7	Connecticut
	Clemson, SC	L	1-14	Connecticut
2012	Columbia, SC	W	11-3	Coastal Carolina
	Columbia, SC	L ⁽¹²⁾	4-5	South Carolina
	Columbia, SC	W	5-3	Coastal Carolina
	Columbia, SC	L	3-4	South Carolina
2013	Columbia, SC	L	3-8	Liberty
	Columbia, SC	W	10-2	Saint Louis
	Columbia, SC	L	1-3	Liberty

Totals 113-83 (.577) **38** Tourneys


* - College World Series; Note: Championship-clinching wins in **bold**.



THE TIGERS ADVANCED TO THE CLEMSON SUPER REGIONAL THANKS TO THEIR 13-7 WIN OVER AUBURN IN THE 2010 AUBURN REGIONAL.

BILL WILHELM

In his 36 seasons as a head coach, all in Tigertown, the late Bill Wilhelm amassed a record of 1,161-536-10 (.683), making him the fifth-winningest coach in the history of college baseball at the time of his retirement. Wilhelm earned his place among the true legends of college baseball and is still tied for the 18th-winningest head coach in NCAA Division I history.



For his remarkable career achievements, Wilhelm was inducted into the National College Baseball Hall of Fame in 2011. He became the first person associated with Clemson to be inducted into the Hall of Fame in Lubbock, TX, which inducted its first class in 2006. Wilhelm was also inducted into the state of South Carolina Athletic Hall of Fame and Clemson Athletic Hall of Fame in 2012.

Serving as head baseball coach at one school for your entire career is quite an accomplishment. Having 36 seasons under your belt is an even greater accomplishment. But spending your entire 36-year career at one school and never having a losing season is incredible. That is one of many accomplishments for the former Tiger coach.

Wilhelm coached his first game at Clemson, a 7-5 win against Michigan State, on March 24, 1958, and the wins never stopped in his 36 years and 1,707 games.

Wilhelm had five different teams record at least 50 wins, but his 1993 and last edition may have been his most overachieving one. The ACC Tournament proved to

be magic, as the Tigers went through the five-day tourney with a 5-1 record, including a come-from-behind 11-7 win over N.C. State in the championship game.

Clemson received a #2 seed in the Midwest Regional in Knoxville, TN, the sixth-straight year the Tigers were a #1 or #2 seed heading into NCAA play. In the regional, the 1993 team set the Tiger record for wins against top-25 teams in a season (13), so the 45 wins were accomplished against a tough schedule. Thirty-two of the 65 games were against teams that played in the NCAA Tournament.

Although Wilhelm had many rewarding years at Clemson, the 1991 season was his most successful in terms of wins. The Tigers ran up a 60-10 record that season, the best record in the nation, captured the ACC regular-season title, swept the ACC Tourney and the NCAA Northeast Regional, and earned a berth to the College World Series. The 60 wins set a league record for victories in a season, breaking the old record of 54, set by the 1987 and 1988 teams.

His 1991 team ranked #4 in *Baseball America's* final ranking. The trip to Omaha marked the sixth of his career, and the Tigers' ACC title was his 10th as head coach. He was named District III Diamond Coach-of-the-Year along with ACC Coach-of-the-Year in 1991.

In his last years, Wilhelm took the Tigers to the NCAA Tourney seven times and his teams posted a 356-115-1 record, an average of nearly 51 wins a year. He took a team to the NCAA Tournament 17 times in his career.


ALL-TIME WINNINGEST DIVISION I HEAD COACHES

Rk	Head Coach	Current/Last School	Years	W	L	T	Win %
1.	Gene Stephenson	Wichita State	36	1837	675	3	.731
2.	* Augie Garrido	Texas	42	1788	809	8	.688
3.	* Mike Martin	Florida State	34	1770	611	4	.743
4.	* Mark Marquess	Stanford	37	1495	781	7	.656
5.	Cliff Gustafson	Texas	29	1427	373	2	.792
6.	* Jim Morris	Miami (FL)	32	1391	613	4	.694
7.	Ron Polk	Mississippi State	35	1373	702	2	.662
8.	Rod Dedeaux	Southern California	44	1342	597	16	.691
9.	Bob Bennett	Fresno State	34	1300	757	8	.631
10.	Ron Fraser	Miami (FL)	30	1267	440	9	.741
11.	* Jack Leggett	Clemson	34	1264	716	1	.638
12.	Jack Stallings	Georgia Southern	39	1255	799	10	.610
13.	* Jim Gilligan	Lamar	35	1245	795	7	.610
14.	Larry Cochell	Oklahoma	35	1235	762	3	.618
15.	Jim Dietz	San Diego State	31	1230	751	18	.620
16.	* Pete Dunn	Stetson	34	1228	792	3	.608
17.	Richard Jones	Illinois	36	1214	719	6	.628
18.	BILL WILHELM	CLEMSON	36	1161	536	10	.683
	Norm DeBryn	Arkansas	33	1161	650	6	.641
20.	Chuck Brayton	Washington State	33	1158	525	6	.687

* - active; Note: Records are through the 2013 season; only includes records as a head coach at a Division I school.

WILHELM'S ACCOMPLISHMENTS

- 1161-536-10 record in 36 seasons at Clemson (1958-93)
- 5 seasons of at least 50 wins
- 6 NCAA District Championships
- 6 trips to the College World Series
- 7 ACC Tournament titles (tourney started in 1973)
- 11 ACC Championships
- 16 top-25 seasons
- 17 NCAA Regional appearances
- 19 ACC regular-season titles (including ties)
- 20 All-Americans
- 27 players went on to play in the Major Leagues
- 34 players chosen to the NCAA All-District team
- 36 consecutive years without a losing season
- 88 players chosen First-Team All-ACC
- 100 players signed professional contracts



HAROLD STOWE (RIGHT) WAS ONE OF 27 FUTURE MAJOR LEAGUERS WHO BILL WILHELM (LEFT) COACHED IN 36 SEASONS (1958-93) AT CLEMSON.

Wilhelm's 1,161 career victories are one of the highest totals in any sport by an ACC head coach. He posted a record of 378-158-1 in ACC regular-season games, a 70.5 winning percentage, and had at least a .500 league record in each of his final 21 seasons.

The Tigers have captured 14 ACC titles outright, more than any other team, and Wilhelm was the mentor for 11 of them. Clemson has either won or tied for the regular-season title 21 times, and Wilhelm was the head coach on 18 of those occasions. He had 10 consecutive years (1973-82) when the Tigers either won the ACC regular-season or tournament title.

Wilhelm, a native of China Grove, NC, played at N.C. State for two years before signing with the Saint Louis Cardinals in June of 1950. After one year of professional baseball, he entered military service, where he spent two years. He played service ball and spent two more years in the professional ranks before returning to college. He entered Catawba (Salisbury, NC) and received his degree in January of 1957. In 2012, Wilhelm was inducted into the Catawba College Sports Hall of Fame.

Upon graduation, he began work on his master's at North Carolina. At the same time, he served as an assistant coach for the Tar Heels under Head Coach Walter Rabb and played catcher for Greensboro in the Carolina League.

In 1957 when North Carolina played at Clemson, Tiger Athletic Director Frank Howard asked Rabb to recommend a new coach so that the Tigers' head coach (Bob Smith) could become a full-time football coach. Howard took Rabb's advice and hired Wilhelm.

In August of 1958, Wilhelm received his graduate degree from North Carolina while he served as Clemson's head coach. He coached the Tigers to the College World Series each of his first two seasons.

Wilhelm passed away at the age of 81 on December 24, 2010 in Seneca, SC.

WILHELM'S MILESTONE WINS

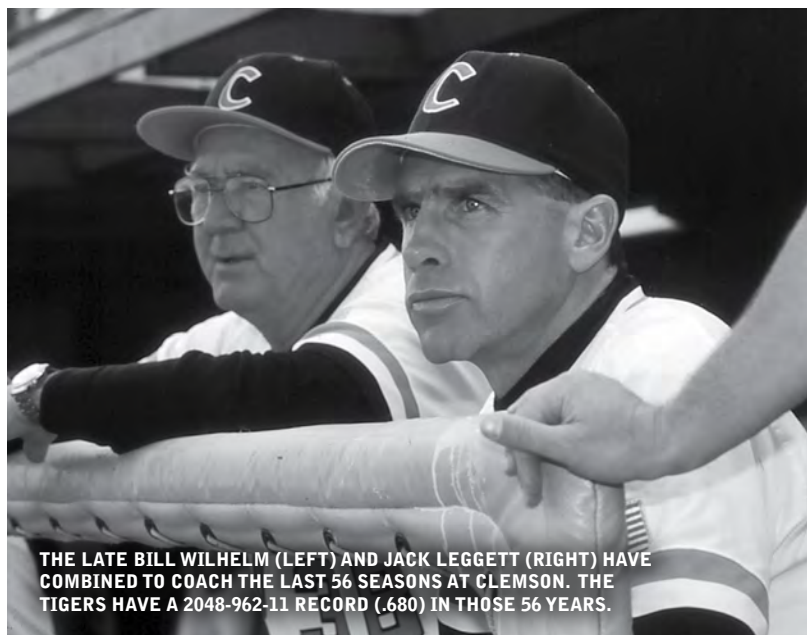
Win	Date	Opponent	Score
1	3-24-1958	Michigan State	7-5
100	4-2-1960	Georgia	11-10
200	4-16-1968	South Carolina	6-5
300	3-17-1972	Georgia Southern	2-1
400	3-11-1976	Maryland	6-0
500	4-12-1978	Newberry	6-1
600	3-14-1981	Winthrop	9-5
700	3-12-1984	Marshall	8-1
800	5-5-1986	South Carolina	7-6
900	4-21-1988	Georgia Tech	7-4
1000	4-29-1990	Georgia Tech	17-10
1100	4-8-1992	South Carolina	5-3
1161	5-29-1993	Fresno State	10-3

Note: Home wins in bold.



COACHING RECORDS

Head Coach	Years	ACC				Overall			
		W	L	T	Win %	W	L	T	Win %
R.T.V. Bowman	(2) 1896,98					2	6	0	.250
Unknown	(2) 1899,00					12	5	0	.706
John Heisman	(3) 1901-03					28	6	1	.814
John McMakin	(3) 1904-06					20	23	3	.467
Frank Shaughnessy	(1) 1907					9	7	1	.559
Robert Lynch	(1) 1908					6	11	0	.353
Jesse Reynolds	(1) 1909					10	12	0	.455
Joe Holland	(1) 1910					10	11	0	.476
Frank Dobson	(3) 1911-13					37	21	0	.638
Thomas Robertson	(1) 1914					16	6	0	.727
Vet Sitton	(2) 1915,16					26	18	1	.589
Country Morris	(2) 1917,20					17	28	0	.378
Edward Donahue	(2) 1918,19					17	21	1	.449
Larry Conover	(1) 1921					5	14	0	.263
L.V.H. Durfee	(3) 1922-24					29	26	1	.527
Thomas May	(1) 1925					11	14	0	.440
Cul Richards	(1) 1926					8	11	0	.421
Tink Gillam	(1) 1927					11	13	1	.460
Joe Guyon	(4) 1928-31					42	36	3	.537
Jess Neely	(7) 1932-38					67	66	2	.504
Randy Hinson	(4) 1939,40,46,47					58	19	2	.747
Tom Rogers	(2) 1941,42					18	14	0	.563
Frank Howard	(1) 1943					12	3	0	.800
Walter Cox	(5) 1945,48-51					70	48	1	.592
Bob Smith	(6) 1952-57	18	34	2	.352	52	65	2	.445
Bill Wilhelm	(36) 1958-93	378	158	1	.705	1161	536	10	.683
Jack Leggett	(20) 1994-13	338	192	1	.637	887	426	1	.675
Totals	116 seasons	734	384	4	.656	2641	1466	30	.642



THE LATE BILL WILHELM (LEFT) AND JACK LEGGETT (RIGHT) HAVE COMBINED TO COACH THE LAST 56 SEASONS AT CLEMSON. THE TIGERS HAVE A 2048-962-11 RECORD (.680) IN THOSE 56 YEARS.

ASSISTANT COACHES

Year	Assistant	Assistant	Assistant
1958	Jim Partin	Don Wade	
1959	Jim Partin		
1960	Jim Partin		
1961	Bailey Hendley		
1962	Sam Poe		
1963	Coleman Glaze		
1964	Tommy Lyon		
1965	Tommy Lyon	Dick Sargent	
1966	Dale Smith	Sack Bagley	
1967	Ellis Dantzler		
1968			
1969			
1970	Bill Pate		
1971	Eddie Barbary		
1972			
1973			
1974	Bill Prophet		
1975	Kenny Bagwell		
1976	Richard Haynes		

1977	Kenny Bagwell		
1978	Turtle Thomas		
1979	Turtle Thomas	Lin Hamilton	
1980	Turtle Thomas	Lin Hamilton	
1981	Turtle Thomas	*Walker Swain	
1982	Turtle Thomas	*Walker Swain	Rod Delmonico
1983	Turtle Thomas	*Walker Swain	
1984	Turtle Thomas	*Walker Swain	Chip Reese
1985	Turtle Thomas	*Walker Swain	Chip Reese
1986	Dave Littlefield	*Jeff Gilbert	
1987	Dave Littlefield	*Joel Lepel	
1988	Dave Littlefield	*Joel Lepel	
1989	Kurt Seibert	*Joel Lepel	
1990	Kurt Seibert	*Dick Grapenthin	Randy Mazey
1991	Kurt Seibert	*Dick Grapenthin	Randy Mazey
1992	Jack Leggett	*Randy Mazey	Michael Spiers
1993	Jack Leggett	*Randy Mazey	Jim Schlossnagle
1994	Tim Corbin	*John Pawlowski	Gregg Kilby
1995	Tim Corbin	*John Pawlowski	Gregg Kilby
1996	Tim Corbin	*John Pawlowski	Kevin Erminio

1997	Tim Corbin	*John Pawlowski	Kevin Erminio
1998	Tim Corbin	*John Pawlowski	Kevin Erminio
1999	Tim Corbin	*Kevin O'Sullivan	Mike Hampton
2000	Tim Corbin	*Kevin O'Sullivan	Hank King
2001	Tim Corbin	*Kevin O'Sullivan	Shane Carley
2002	Tim Corbin	*Kevin O'Sullivan	Erik Bakich
2003	*Kevin O'Sullivan	Tom Riginos	Bradley LeCroy
2004	*Kevin O'Sullivan	Tom Riginos	Bradley LeCroy
2005	*Kevin O'Sullivan	Tom Riginos	Bradley LeCroy
2006	*Kevin O'Sullivan	Tom Riginos	Russell Triplett
2007	*Kevin O'Sullivan	Tom Riginos	Toby Bicknell
2008	Tom Riginos	*Kyle Bunn	Toby Bicknell
2009	Tom Riginos	*Kyle Bunn	Michael Johnson
2010	Tom Riginos	*Dan Pepicelli	Michael Johnson
2011	*Dan Pepicelli	Bradley LeCroy	Michael Johnson
2012	*Dan Pepicelli	Bradley LeCroy	Michael Johnson
2013	*Dan Pepicelli	Bradley LeCroy	Michael Johnson

* - pitching coach



THE 2002 COACHING STAFF (FROM LEFT TO RIGHT - KEVIN O'SULLIVAN, JACK LEGGETT, ERIK BAKICH, TIM CORBIN) LED THE TIGERS TO 54 WINS AND THE COLLEGE WORLD SERIES.

YEAR-BY-YEAR TEAM RECORDS

PRE-ACC ERA (1896-1953)

Head Coach	Year	W	L	T	Win %
R.T.V. Bowman	1896	0	2	0	.000
	1897	No Team			
R.T.V. Bowman	1898	2	4	0	.333
Unknown	1899	4	3	0	.571
Unknown	1900	8	2	0	.800
John Heisman	1901	10	2	1	.808
John Heisman	1902	9	3	0	.750
John Heisman	1903	9	1	0	.900
John McMakin	1904	8	5	1	.607
John McMakin	1905	6	8	1	.433
Phillip Sitton					
John McMakin	1906	6	10	1	.382
Frank Shaughnessy	1907	9	7	1	.559
Robert Lynch	1908	6	11	0	.353
Jesse Reynolds	1909	10	12	0	.455
Joe Holland	1910	10	11	0	.476
Frank Dobson	1911	13	10	0	.565
Frank Dobson	1912	11	6	0	.647
Frank Dobson	1913	13	5	0	.722

Thomas Robertson	1914	16	6	0	.727
Vet Sitton	1915	13	7	0	.650
Vet Sitton	1916	13	11	1	.540
Country Morris	1917	13	13	0	.500
Edward Donahue	1918	11	6	0	.647
Edward Donahue	1919	6	15	1	.295
Country Morris	1920	4	15	0	.210
Larry Conover	1921	5	14	0	.263
L.V.H. Durfee	1922	10	8	0	.556
L.V.H. Durfee	1923	13	8	1	.614
L.V.H. Durfee	1924	6	10	0	.375
Thomas May	1925	11	14	0	.440
Cul Richards	1926	8	11	0	.420
Tink Gillam	1927	11	13	1	.460
Joe Guyon	1928	12	9	2	.565
Joe Guyon	1929	15	11	1	.574
Joe Guyon	1930	9	14	0	.391
Joe Guyon	1931	6	2	0	.750
Jess Neely	1932	14	6	0	.700
Jess Neely	1933	10	10	0	.500

Jess Neely	1934	8	8	1	.500
Jess Neely	1935	16	7	1	.688
Jess Neely	1936	6	11	0	.353
Jess Neely	1937	7	12	0	.368
Jess Neely	1938	6	12	0	.333
Randy Hinson	1939	10	7	0	.588
Randy Hinson	1940	12	2	2	.813
Tom Rogers	1941	10	6	0	.625
Tom Rogers	1942	8	8	0	.500
Frank Howard	1943	12	3	0	.800
	1944	No Team			
Walter Cox	1945	7	6	0	.538
Randy Hinson	1946	12	5	0	.706
Randy Hinson	1947	24	5	0	.828
Walter Cox	1948	14	12	1	.537
Walter Cox	1949	11	12	0	.478
Walter Cox	1950	20	11	0	.625
Walter Cox	1951	18	7	0	.720
Bob Smith	1952	10	12	0	.455
Bob Smith	1953	11	6	0	.647


ACC ERA (1954-2013)

Head Coach	Year	W	L	T	Win %	ACC	Finish	BA-CB-USA
Bob Smith	*1954	14	10	0	.583	8-4	1st	
Bob Smith	1955	7	11	0	.389	5-9	7th	
Bob Smith	1956	4	14	2	.250	2-10-2	7th	
Bob Smith	1957	6	12	0	.333	3-11	8th	
Bill Wilhelm	*1958	22	8	0	.733	11-3	1st	
Bill Wilhelm	*1959	24	8	0	.750	9-5	1st	NP-7-NP
Bill Wilhelm	1960	11	10	1	.523	7-6	4th	
Bill Wilhelm	1961	12	11	0	.522	6-8	5th	
Bill Wilhelm	1962	17	8	0	.680	8-6	T-3rd	
Bill Wilhelm	1963	15	11	0	.577	9-5	T-2nd	
Bill Wilhelm	1964	13	13	0	.500	6-7	T-4th	
Bill Wilhelm	1965	18	10	2	.663	9-5	2nd	
Bill Wilhelm	1966	20	7	2	.724	9-4	2nd	
Bill Wilhelm	*1967	29	9	0	.763	11-2	1st	NP-7-NP
Bill Wilhelm	1968	27	14	0	.659	11-7	4th	
Bill Wilhelm	1969	27	17	2	.609	12-8-1	3rd	
Bill Wilhelm	1970	32	16	0	.667	14-7	2nd	NP-18-NP
Bill Wilhelm	1971	27	14	0	.659	10-4	2nd	NP-22-NP
Bill Wilhelm	1972	19	15	0	.559	6-7	5th	
Bill Wilhelm	1973	24	16	0	.600	10-2	T-1st	
Bill Wilhelm	1974	23	15	0	.605	10-1	1st	
Bill Wilhelm	1975	33	10	0	.767	10-2	T-1st	NP-25-NP
Bill Wilhelm	*1976	36	15	0	.706	10-2	1st	NP-5-NP
Bill Wilhelm	1977	42	10	0	.808	9-1	1st	NP-5-NP
Bill Wilhelm	*1978	39	14	0	.736	10-2	1st	NP-25-NP
Bill Wilhelm	*1979	40	15	0	.727	10-1	1st	NP-9-NP
Bill Wilhelm	*1980	38	21	0	.644	6-5	3rd	NP-4-NP
Bill Wilhelm	*1981	34	24	0	.586	10-4	T-1st	
Bill Wilhelm	1982	37	22	0	.627	10-2	1st	
Bill Wilhelm	1983	30	20	1	.598	6-5	3rd	
Bill Wilhelm	1984	38	17	0	.691	12-2	T-1st	

Bill Wilhelm	1985	36	30	1	.545	9-4	T-1st	
Bill Wilhelm	1986	42	21	0	.667	9-4	3rd	
Bill Wilhelm	1987	54	14	1	.790	16-5	2nd	10-10-NP
Bill Wilhelm	1988	54	14	0	.794	18-2	1st	15-21-NP
Bill Wilhelm	*1989	50	20	0	.714	13-5	2nd	14-14-NP
Bill Wilhelm	1990	43	23	0	.651	14-6	2nd	
Bill Wilhelm	*1991	60	10	0	.857	18-3	1st	4-8-NP
Bill Wilhelm	1992	50	14	0	.781	19-5	1st	7-10-NP
Bill Wilhelm	*1993	45	20	0	.692	11-11	5th	17-17-16
Jack Leggett	*1994	57	18	0	.760	20-4	1st	4-9-9
Jack Leggett	1995	54	14	0	.794	20-4	1st	8-8-8
Jack Leggett	1996	51	17	0	.750	17-7	2nd	5-4-4
Jack Leggett	1997	41	23	0	.641	13-10	4th	NR-NR-24
Jack Leggett	1998	43	16	0	.729	14-9	T-2nd	21-23-19
Jack Leggett	1999	42	27	0	.609	13-10	3rd	17-13-14
Jack Leggett	2000	51	18	0	.739	17-7	2nd	7-6-5
Jack Leggett	2001	41	22	0	.650	17-7	2nd	17-13-14
Jack Leggett	2002	54	17	0	.761	16-8	4th	3-3-3
Jack Leggett	2003	39	22	0	.639	15-9	T-3rd	
Jack Leggett	2004	39	26	0	.600	14-10	T-4th	
Jack Leggett	2005	43	23	0	.652	21-9	2nd	14-13-16
Jack Leggett	*2006	53	16	0	.768	24-6	^1st	5-5-5
Jack Leggett	2007	41	23	0	.641	18-12	^2nd	15-12-13
Jack Leggett	2008	31	27	1	.534	11-18-1	^4th	
Jack Leggett	2009	44	22	0	.667	19-11	^2nd	16-15-14
Jack Leggett	2010	45	25	0	.643	18-12	^T-1st	10-4-4
Jack Leggett	2011	43	20	0	.683	17-13	^2nd	21-21-16
Jack Leggett	2012	35	28	0	.556	16-14	^3rd	
Jack Leggett	2013	40	22	0	.645	18-12	^3rd	NR-NR-25

Totals 116 seasons 2641 1466 30 .642 734-384-4

* - ACC Champion; ^ - Atlantic Division; Note: No Baseball America ranking prior to 1981; no USA Today poll prior to 1993.



THE 2013 TIGERS BECAME THE 26TH TEAM IN SCHOOL HISTORY TO WIN AT LEAST 40 GAMES.



ALL-TIME RESULTS

1896 (0-2)

Head Coach - R.T.V. Bowman (1st Season)

Date	Site	W-L	Score	Opponent
4-24	H	L	13-20	Furman
5-9	A	L	11-14	Furman

1897 - NO TEAM

1898 (2-4)

Head Coach - R.T.V. Bowman (2nd Season)

Date	Site	W-L	Score	Opponent
4-8	A	L	4-10	Erskine
4-9	A	W	6-1	Erskine
4-16	A	L	2-5	Furman
4-23	H	W	14-3	Furman
5-7	A	L	4-13	Wofford
5-14	H	L	14-15	Furman

1899 (4-3)

Head Coach - Unknown

Date	Site	W-L	Score	Opponent
3-29	H	L	3-14	Cornell
4-1	A	L	5-6	Wofford
4-8	N1	W	6-2	Erskine
4-28	A	L	4-9	Erskine
5-11	A	W	11-3	College of Charleston
5-12	N2	W ⁽⁸⁾	21-8	South Carolina
5-20	H	W	11-3	College of Charleston

N1 - Anderson, SC; N2 - Charleston, SC

1900 (8-2)

Head Coach - Unknown

Date	Site	W-L	Score	Opponent
3-27	H	W	9-7	Cornell
4-7	N1	W	6-2	Erskine
4-14	A	W	5-1	Furman
4-20	N2	L	7-13	Erskine
4-27	H	L	0-6	Wofford
5-7	H	W	12-0	College of Charleston
5-9	H	W	9-0	The Citadel
5-11	A	W	2-1	Newberry
5-12	A	W	5-4	South Carolina
5-16	A	W	13-3	Georgia

N1 - Anderson, SC; N2 - Greenwood, SC

1901 (10-2-1)

Head Coach - John Heisman (1st Season)

Date	Site	W-L	Score	Opponent
3-29	H	W	8-0	Auburn
3-30	H	W	11-4	Auburn
4-6	N1	L	0-14	North Carolina
4-12	A	L	6-7	Mercer
4-13	A	W	6-3	Mercer
4-23	H	W	25-2	Georgia
4-26	H	W	7-5	Wofford
4-30	H	W	14-1	Wake Forest
5-3	A	W	8-5	Wofford
5-8	H	T ⁽⁸⁾	2-2	North Carolina
5-9	H	W	17-2	The Citadel
5-10	A	W ⁽⁸⁾	15-8	Erskine
5-11	A	W	12-4	South Carolina

N1 - Charlotte, NC

1902 (9-3)

Head Coach - John Heisman (2nd Season)


Date	Site	W-L	Score	Opponent
3-29	N1	L	5-16	North Carolina
4-1	H	W	10-2	Hobart
4-3	H	W ⁽⁸⁾	6-2	Cornell
4-5	N2	W ⁽⁷⁾	9-0	Virginia Tech
4-7	A	W	4-2	The Citadel
4-11	H	W	11-3	Mercer
4-12	A	L	4-12	Georgia Tech
4-17	H	L	1-2	Georgia
4-25	A	W	1-0	Newberry
4-26	A	W	3-1	South Carolina
5-9	A	W	11-3	Furman
5-13	H	W	6-3	Wofford

\$ - forfeited in the seventh inning with Clemson ahead 25-0; N1 - Charlotte, NC; N2 - Charleston, SC

1903 (9-1)

Head Coach - John Heisman (3rd Season)

Date	Site	W-L	Score	Opponent
4-4	H	W	11-0	Davidson
4-10	A	W	13-8	Georgia
4-11	A	W	5-1	Georgia Tech
4-13	A	W ⁽⁹⁾	3-0	Auburn
4-14	A	W	5-3	Mercer



JOHN HEISMAN, A NAME SYNONOMOUS WITH COLLEGE FOOTBALL, COACHED THE CLEMSON BASEBALL PROGRAM TO A 28-6-1 RECORD FROM 1901-03. HIS WINNING PERCENTAGE (81.4) IS STILL THE HIGHEST IN SCHOOL HISTORY.

4-18	H	L	2-5	Erskine
4-21	H	W	18-3	Wake Forest
5-1	A	W	10-4	Wofford
5-6	A	W	6-5	Newberry
5-11	H	W	11-1	Wofford

1904 (8-5-1)

Head Coach - John McMakin (1st Season)

Date	Site	W-L	Score	Opponent
3-28	H	T	2-2	Newberry
4-2	A	W	5-3	Erskine
4-9	H	L	1-2	Furman
4-12	H	L	3-5	Wofford
4-18	N1	L	3-6	Davidson
4-19	A	W	15-1	Belmont Abbey
4-22	A	W	6-1	Georgia Tech
4-23	A	W ⁽¹²⁾	6-3	Georgia
4-27	A	L ⁽¹⁰⁾	2-4	Wofford
4-29	A	L	3-6	Mercer
4-30	A	W	12-4	Mercer
5-6	N2	W	11-1	Erskine
5-7	N2	W	15-8	Duke
5-14	H	W	11-1	Georgia Tech

N1 - Charlotte, NC; N2 - Anderson, SC

1905 (6-8-1)

Head Coach - John McMakin (2nd Season)

Date	Site	W-L	Score	Opponent
4-1	H	L	2-3	Georgia
4-8	H	W ⁽⁷⁾	8-3	Erskine
4-12	H	W ⁽¹¹⁾	4-3	Duke
4-14	A	L	0-2	Mercer
4-15	A	W	6-1	Mercer
4-22	A	L	4-5	Georgia Tech ⁽¹⁾
4-22	A	W	5-3	Georgia Tech ⁽²⁾
5-1	A	L	1-3	Newberry
5-3	A	W	10-4	Wofford
5-5	A	L	1-8	Furman
5-6	A	W	10-5	Erskine
5-10	H	L	1-2	Furman
5-13	A	L	2-5	Georgia
5-19	A	L	6-8	Furman
5-20	N1	T	3-3	Wofford

N1 - Anderson, SC

1906 (6-10-1)

Head Coach - John McMakin (3rd Season)

Date	Site	W-L	Score	Opponent
3-24	A	L	1-3	Georgia Tech
3-31	A	L	2-9	Georgia ⁽¹⁾
3-31	A	L	3-4	Georgia ⁽²⁾
4-7	H	L	6-7	Furman

4-12	H	W	13-4	Duke
4-20	A	L	0-4	Mercer
4-21	A	T ⁽¹³⁾	3-3	Mercer
4-25	A	W	9-2	Wofford
4-26	N1	W	8-0	Presbyterian College
4-27	N1	W	11-5	Furman
4-28	A	L	3-6	Newberry
4-30	H	L	0-6	Georgia Tech
5-4	N2	L	0-7	Duke
5-5	A	L	3-4	Furman
5-11	H	W	19-5	Wofford
5-12	N3	W	7-1	Wofford
5-19	H	L	2-4	Newberry

N1 - Greenwood, SC; N2 - Charlotte, NC; N3 - Anderson, SC

1907 (9-7-1)

Head Coach - Frank Shaughnessy (1st Season)

Date	Site	W-L	Score	Opponent
3-23	A	W	15-1	Presbyterian College
3-30	H	W	4-2	South Carolina
4-5	A	L	2-4	Georgia Tech
4-6	A	T ⁽¹¹⁾	2-2	Georgia Tech
4-12	H	W	8-0	Presbyterian College
4-13	A	W	7-5	Georgia
4-18	H	L	1-3	Erskine
4-20	H	L	0-2	Georgia
4-25	A	W	10-1	Wofford
4-26	N1	L	2-10	Furman
4-27	A	W	5-1	Newberry
4-29	A	L	2-6	South Carolina
4-30	A	L	2-5	Erskine
5-3	N2	L	4-5	Duke
5-4	N2	W	3-0	Duke
5-11	A	W	11-8	Furman
5-18	H	W	7-1	Newberry

N1 - Greenwood, SC; N2 - Charlotte, NC

1908 (6-11)

Head Coach - Robert Lynch (1st Season)

Date	Site	W-L	Score	Opponent
3-28	H	W	7-2	Presbyterian College
4-3	A	L	2-4	Georgia Tech
4-4	A	L ⁽¹¹⁾	4-5	Georgia Tech
4-9	H	L	2-4	South Carolina
4-11	H	W	11-1	Furman
4-14	H	L	4-6	Wofford
4-17	H	W	5-4	Erskine
4-23	A	L	7-8	Newberry
4-24	N1	W	8-2	Furman
4-30	A	L	2-4	Wofford
5-1	N2	L	3-5	Duke

5-2	N3	L	0-1	Duke
5-8	A	L	0-8	Georgia
5-9	A	L	0-6	Georgia ⁽¹⁾
5-9	A	L	0-7	Georgia ⁽²⁾
5-13	H	W	4-3	Newberry
5-16	A	W	4-2	Newberry

N1 - Greenwood, SC; N2 - Charlotte, NC; N3 - Winston-Salem, NC

1909 (10-12)

Head Coach - Jesse Reynolds (1st Season)

Date	Site	W-L	Score	Opponent
3-29	H	W	5-4	Riverside Military
4-2	H	W	2-0	Georgia
4-3	H	W	10-3	Georgia
4-5	H	W	15-4	North Georgia
4-6	H	L	2-6	North Georgia
4-7	H	W	6-3	Erskine
4-10	A	W	7-6	Furman
4-14	A	L	2-4	Riverside Military
4-15	A	L	3-5	Gordon Military
4-16	A	W	7-4	Mercer
4-17	A	L	2-6	Mercer
4-21	H	L	7-8	Duke
4-22	A	L	2-3	Wofford
4-24	N1	L	1-4	Duke ⁽¹⁾
4-24	N1	L	0-1	Duke ⁽²⁾
4-29	A	L	0-3	Newberry
4-30	N2	L	5-6	Furman
5-1	A	L	0-3	Erskine
5-4	H	W	6-2	Wofford
5-7	A	L	0-3	South Carolina
5-8	A	W	4-2	South Carolina
5-11	H	W	8-2	Newberry

N1 - Chester, SC; N2 - Greenwood, SC

1910 (10-11)

Head Coach - Joe Holland (1st Season)

Date	Site	W-L	Score	Opponent
3-25	H	L	1-8	Erskine
3-26	H	W	4-0	Erskine
3-28	H	W	4-2	Riverside Military
4-1	A	W	1-0	Georgia
4-2	A	L	0-5	Georgia
4-8	H	W	2-1	Duke
4-9	H	L	3-14	Duke
4-14	A	W	8-1	Wofford ⁽¹⁾
4-14	A	W	5-4	Wofford ⁽²⁾
4-15	A	L	4-8	Newberry
4-16	A	W	5-3	Newberry
4-22	H	W	5-0	Furman
4-23	H	W ⁽¹¹⁾	3-2	Furman

ALL-TIME RESULTS

4-29	N1	W	6-5	Erskine ⁽¹⁾
4-29	N1	L	2-3	Erskine ⁽²⁾
4-30	A	L	6-8	Presbyterian College
5-13	A	L	0-5	Georgia Tech
5-14	A	L	0-4	Georgia Tech ⁽¹⁾
5-14	A	L	3-11	Georgia Tech ⁽²⁾
5-16	A	L	2-4	Mercer
5-17	A	L	1-9	Mercer

N1 - Greenwood, SC

1911 (13-10)

Head Coach - Frank Dobson (1st Season)

Date	Site	W-L	Score	Opponent
3-27	H	L	2-5	Georgia
3-28	H	L	0-3	Georgia
3-31	A	W	2-1	Erskine
4-1	A	W	8-3	Erskine
4-3	H	W	6-3	College of Charleston
4-7	A	W	4-0	Furman
4-14	H	W	2-1	Newberry
4-15	H	W	3-2	Newberry
4-21	H	W	6-0	Presbyterian College
4-22	H	W	6-2	Presbyterian College
4-26	A	W	8-5	Wofford
4-27	N1	L	0-7	Duke ⁽¹⁾
4-27	N1	L	5-9	Duke ⁽²⁾
4-28	A	W	6-1	College of Charleston
4-29	A	W	3-0	The Citadel
5-1	A	W	6-4	Furman
5-5	H	W	6-0	Wofford
5-6	H	L	2-3	Wofford
5-10	A	L	0-6	Mercer ⁽¹⁾
5-10	A	L	5-11	Mercer ⁽²⁾
5-12	A	L	6-7	Auburn
5-13	A	L	4-5	Auburn ⁽¹⁾
5-13	A	L	2-3	Auburn ⁽²⁾

N1 - Sumter, SC

1912 (11-6)

Head Coach - Frank Dobson (2nd Season)

Date	Site	W-L	Score	Opponent
3-29	A	L	0-8	Georgia
3-30	A	L	1-5	Georgia
4-3	H	W	6-0	College of Charleston
4-5	H	W	6-3	Erskine
4-6	H	W	4-3	Erskine
4-12	A	W	6-4	Georgia Tech
4-13	A	L	2-4	Georgia Tech
4-19	H	W	8-3	Furman
4-24	A	L	2-3	Wofford
4-25	A	W	4-2	Wofford
4-26	A	W	4-3	Newberry
4-27	A	L	1-4	Newberry
5-3	A	W	3-2	Presbyterian College
5-4	A	W	5-1	Presbyterian College
5-6	H	W	2-1	Auburn
5-7	H	W	4-3	Auburn
5-8	H	L	0-4	Auburn

1913 (13-5)

Head Coach - Frank Dobson (3rd Season)

Date	Site	W-L	Score	Opponent
3-28	A	L	0-3	Georgia Tech
3-29	A	L	1-3	Georgia Tech
4-4	H	W	10-8	Georgia
4-5	H	L	4-10	Georgia
4-8	A	W	9-3	Furman
4-12	A	W	3-2	Erskine
4-15	H	W	5-0	Erskine
4-18	H	W	5-1	Presbyterian College
4-25	H	L	1-6	Wake Forest
4-26	H	W	4-0	Furman
4-30	A	W	14-5	Wofford
5-1	A	W	9-0	Wofford
5-2	A	W	11-1	Presbyterian College
5-3	A	W	10-3	Newberry
5-5	H	W	6-5	Newberry
5-8	A	L	3-9	Auburn
5-9	A	W	18-4	Auburn
5-10	A	W	5-3	Auburn

\$ - no-hit game

1914 (16-6)

Head Coach - Thomas Robertson (1st Season)

Date	Site	W-L	Score	Opponent
3-27	A	W	6-3	Georgia
3-28	A	L	6-7	Georgia
4-3	H	W	2-1	Erskine
4-4	H	W	8-0	Erskine

4-10	A	W	7-3	Mercer
4-11	A	L	5-7	Mercer
4-15	H	W	6-5	Wofford
4-16	H	W	5-0	The Citadel
4-18	H	W	5-1	Furman
4-21	A	L	9-10	Furman
4-24	N1	W	9-1	Erskine ⁽¹⁾
4-24	N1	W	6-0	Erskine ⁽²⁾
4-29	A	W	7-3	Presbyterian College
4-30	A	W	6-2	Presbyterian College
5-1	A	W	7-4	Newberry
5-2	A	W	15-9	Newberry
5-6	A	L	6-7	Wofford
5-7	A	W	7-6	Wofford
5-9	A	W	5-1	Furman
5-14	H	L	4-5	Auburn
5-15	H	W	13-5	Auburn
5-16	H	L	2-6	Auburn

N1 - Rock Hill, SC

1915 (13-7)

Head Coach - Vet Sitton (1st Season)

Date	Site	W-L	Score	Opponent
3-26	N1	W	3-2	Furman
4-3	H	W	10-2	Furman
4-9	A	L	1-2	Erskine
4-10	A	L	6-8	Erskine
4-13	H	W	7-4	Richmond
4-14	A	W	7-4	Wofford
4-15	A	W	12-1	Wofford
4-17	H	W	13-3	The Citadel
4-27	H	W	8-2	Presbyterian College
4-28	H	W	2-1	Presbyterian College
4-30	H	L	3-6	Georgia
5-1	H	L	3-9	Georgia
5-8	A	L	3-10	Auburn ⁽¹⁾
5-8	A	L	1-3	Auburn ⁽²⁾
5-8	A	L	0-2	Auburn ⁽³⁾
5-13	H	W	18-7	Newberry
5-14	H	W	14-1	Newberry
5-15	A	W	10-1	Furman
5-17	N2	W	8-2	Furman
5-18	N2	W	5-3	Furman

N1 - Anderson, SC; N2 - Greenwood, SC

1916 (13-11-1)

Head Coach - Vet Sitton (2nd Season)

Date	Site	W-L	Score	Opponent
3-27	H	W	4-2	\$ WestVirginiaWesleyan
3-29	H	L	2-3	Erskine
4-4	H	W	6-0	Wofford
4-8	A	W	12-3	Erskine
4-11	H	W	4-2	The Citadel
4-12	H	W	16-1	The Citadel
4-13	H	W	11-1	Virginia Tech
4-14	H	L	3-4	Virginia Tech
4-18	A	W	7-0	Wofford
4-19	A	L	3-4	Furman
4-21	A	L	1-4	Georgia
4-22	A	L	4-6	Georgia
4-24	N1	L	2-3	Wofford
4-25	N1	T	0-0	Furman
4-27	A	W	16-6	Duke
4-28	A	L	4-5	Duke
4-29	A	W	2-0	# Virginia Military
5-1	A	L	7-10	Virginia Tech
5-5	N1	W	5-4	Auburn
5-6	H	L	1-9	Auburn ⁽¹⁾
5-6	H	L	1-3	Auburn ⁽²⁾
5-8	H	W	3-0	Duke
5-9	H	W	13-3	Duke
5-12	N1	L	0-4	South Carolina
5-13	N1	W	7-5	South Carolina

\$ - first baseball game played on Riggs Field; # - no-hit game; N1 - Anderson, SC

1917 (13-13)

Head Coach - Country Morris (1st Season)

Date	Site	W-L	Score	Opponent
3-28	H	L	3-9	WestVirginiaWesleyan
3-29	H	L	5-6	WestVirginiaWesleyan
3-30	H	W	2-1	Erskine
3-31	A	W	3-0	Erskine
4-2	A	L	1-2	South Carolina
4-3	A	W	18-2	South Carolina
4-6	H	W	2-1	Wofford
4-7	H	W	9-2	Oglethorpe
4-10	H	W	15-1	Furman
4-13	A	L	0-1	Presbyterian College

4-14	A	W	6-3	Newberry
4-16	H	W	4-2	South Carolina
4-17	H	W	6-3	South Carolina
4-20	N1	W	2-1	Georgia
4-21	N1	L	2-3	Georgia
4-25	H	L	2-3	Georgia Tech
4-26	H	L	1-5	Georgia Tech
5-4	A	L	0-7	Auburn
5-5	A	L	3-8	Auburn
5-6	A	W	7-4	Auburn
5-8	A	L	3-5	Mercer ⁽¹⁾
5-8	A	L	1-2	Mercer ⁽²⁾
5-9	A	L	2-8	Georgia
5-12	H	L	1-2	Newberry
5-17	A	W	1-0	Wofford
5-18	A	W	7-5	Wofford

N1 - Anderson, SC

1918 (11-6)

Head Coach - Edward Donahue (1st Season)

Date	Site	W-L	Score	Opponent
4-5	H	L	1-2	North Carolina
4-10	H	W	4-3	Wofford
4-12	H	L	2-3	Oglethorpe
4-13	H	W	7-6	Oglethorpe
4-16	H	W	7-2	Wake Forest
4-20	A	W	8-3	Furman
4-23	H	W	6-5	Georgia
4-24	H	L	0-2	Georgia
4-27	H	W	3-2	Erskine
5-2	H	L	1-2	Guilford
5-3	H	L	2-5	Guilford
5-6	A	W	8-3	Oglethorpe
5-7	A	W	7-3	Oglethorpe
5-9	H	W	7-0	Furman
5-16	A	W	3-0	Wofford
5-17	A	W	3-2	South Carolina
5-18	A	L	2-3	South Carolina

1919 (16-15-1)

Head Coach - Edward Donahue (2nd Season)

Date	Site	W-L	Score	Opponent
3-25	H	L	0-2	Furman
4-5	A	L	0-5	Georgia Tech ⁽¹⁾
4-5	A	L	3-9	Georgia Tech ⁽²⁾
4-7	A	L	0-1	Georgia
4-10	A	L	0-9	Georgia
4-12	H	L	4-6	Newberry
4-14	H	L	2-8	Duke
4-15	H	L	1-3	Duke
4-18	H	L	2-8	Alabama
4-19	H	W	4-3	Alabama
4-23	H	L	6-7	Georgia
4-24	H	T	2-2	Georgia
4-25	H	L	1-2	South Carolina
4-26	H	W	8-2	South Carolina
4-28	H	L	1-2	Presbyterian College
5-1	N1	L	1-6	Erskine
5-6	H	L	7-10	Wofford
5-9	H	W	8-3	The Citadel
5-14	A	L	0-3	Erskine
5-15	A	W	3-1	Newberry
5-16	A	W	4-0	South Carolina
5-17	A	W	1-0	South Carolina

N1 - Anderson, SC

1920 (4-15)

Head Coach - Country Morris (2nd Season)

Date	Site	W-L	Score	Opponent
4-2	H	L	2-6	Georgia
4-3	H	L	0-3	Georgia
4-5	H	L	0-10	Auburn
4-6	H	L	2-16	Auburn
4-10	A	L	4-5	Furman
4-15	A	L	0-1	Newberry
4-16	A	W	14-9	South Carolina
4-17	A	W	14-5	South Carolina
4-23	A	L	1-2	Georgia Tech
4-24	A	L	4-5	Georgia Tech
4-27	H	W	6-2	Presbyterian College
4-29	H	L	3-6	Elon
5-1	H	L	0-3	Erskine
5-4	H	L	0-5	Wofford
5-8	A	L	5-7	Presbyterian College
5-11	H	W	5-3	South Carolina
5-12	H	L	5-8	South Carolina
5-14	A	L	1-5	Georgia
5-15	A	L	0-8	Georgia

1921 (5-14)

Head Coach - Larry Conover (1st Season)

Date	Site	W-L	Score	Opponent
3-25	H	L	1-2	Georgia
3-26	H	L	2-10	Georgia
4-1	A	L	0-7	Georgia Tech
4-2	A	L	0-10	Georgia Tech
4-5	H	W	3-2	Erskine
4-8	A	L	1-12	Auburn
4-9	A	L	1-12	Auburn
4-13	H	L	1-4	Furman
4-15	N1	L	2-8	Newberry
4-20	A	L	1-2	Furman
4-21	H	L	3-5	Wake Forest
4-26	H	L	4-6	Davidson
4-27	H	W	8-0	Presbyterian College
5-4	H	W	1-0	N.C. State
5-5	H	W	5-0	South Carolina
5-6	A	L	4-7	Wofford
5-7	A	W	6-1	Presbyterian College
5-11	A	L	3-5	Erskine
5-12	A	L	0-5	Newberry

N1 - Greenwood, SC

1922 (10-8)

Head Coach - L.V.H. Durfee (1st Season)

Date	Site	W-L	Score	Opponent
3-24	A	L	4-9	Georgia Tech
3-25	A	L	2-6	Georgia Tech
4-3	H	W	5-0	Presbyterian College
4-6	A	L	1-2	Georgia
4-7	A	L	1-2	Georgia
4-8	H	W	11-3	The Citadel
4-12	N1	W ⁽³⁾	4-1	Wofford
4-14	H	W	6-0	Erskine
4-15	A	L	1-8	Furman
4-21	A	W	3-0	Presbyterian College
4-22	A	W	8-3	Presbyterian College
4-26	H	W	3-1	South Carolina
4-27	H	W	4-3	Davidson
5-2	H	W	7-1	Wofford
5-4	N1	W	5-1	Erskine
5-11	H	L	0-4	Furman
5-12	A	L	8-9	Newberry
5-13	A	L	4-8	South Carolina

N1 - Anderson, SC

ALL-TIME RESULTS

5-9	A	L	2-7	Newberry
5-10	A	W	8-7	South Carolina
5-12	N2	W	10-3	The Citadel

\$ - no-hit game; N1 - Anderson, SC; N2 - Laurens, SC

1925 (11-14)

Head Coach - Thomas May (1st Season)

Date	Site	W-L	Score	Opponent
3-20	A	L	0-4	Georgia Tech
3-21	A	L	0-6	Georgia Tech
3-30	A	L	1-7	Georgia
3-31	A	L	0-6	Georgia
4-2	H	W	7-3	North Georgia
4-3	H	L	6-9	North Georgia
4-4	H	W	11-2	North Georgia
4-6	H	W	5-4	Wofford
4-7	H	W	4-2	Wofford
4-11	H	L	3-7	Furman
4-13	H	L	0-5	Michigan
4-14	H	L	1-7	Michigan
4-17	H	W	3-2	Presbyterian College
4-18	A	L	2-13	Wofford
4-21	H	W ⁽¹³⁾	9-8	Tennessee
4-22	A	L	4-7	Furman
4-24	H	W	6-2	South Carolina
4-29	A	W ⁽¹²⁾	2-1	Erskine
4-30	N1	L	2-9	Presbyterian College
5-1	A	L	8-9	Newberry
5-2	A	L	7-8	South Carolina
5-4	N2	W	7-5	Auburn
5-8	H	L	1-4	Virginia Tech
5-11	H	W ⁽¹⁰⁾	9-8	Erskine
5-13	H	W	6-4	The Citadel

N1 - Laurens, SC; N2 - Anderson, SC

1926 (8-11)

Head Coach - Cul Richards (1st Season)

Date	Site	W-L	Score	Opponent
3-19	A	L	2-5	Georgia Tech
3-20	A	W ⁽¹⁰⁾	6-5	Georgia Tech
3-25	H	L	5-9	Furman
3-27	A	L	1-2	Furman
4-3	A	L	5-6	Wofford
4-7	A	L	0-10	Auburn
4-8	A	L	0-7	Auburn
4-13	H	W ⁽¹⁰⁾	7-6	Presbyterian College
4-15	A	W ⁽¹⁰⁾	8-2	Erskine
4-16	A	L	0-4	Newberry
4-17	A	L	0-3	South Carolina
4-21	H	W	11-5	N.C. State
4-22	H	W	9-0	Davidson
4-23	H	W	8-3	The Citadel
4-26	H	W	12-0	Wofford
4-28	N1	L	1-5	Presbyterian College
5-3	H	L	0-2	Newberry

5-4	H	L	2-3	Erskine
-----	---	---	-----	---------

5-7	H	W	10-3	Duke
-----	---	---	------	------

N1 - Laurens, SC

1927 (11-13-1)

Head Coach - Tink Gillam (1st Season)

Date	Site	W-L	Score	Opponent
3-18	A	L	5-11	Georgia Tech
3-19	A	L	1-10	Georgia Tech
3-25	H	W ⁽¹⁰⁾	3-2	Erskine
3-28	H	L	7-10	Georgia
3-29	H	L	8-10	Georgia
4-1	A	L	3-6	Oglethorpe
4-2	A	L	1-5	Oglethorpe
4-8	H	W	4-3	South Carolina
4-9	H	W	10-6	Davidson
4-11	H	W	5-4	Newberry
4-13	A	L ⁽¹¹⁾	8-9	South Carolina
4-14	A	W	16-4	Newberry
4-15	A	W	12-4	Presbyterian College
4-16	A	W	11-3	Erskine
4-20	H	L	5-11	Auburn
4-22	A	L	4-8	Georgia
4-23	A	L	0-9	# Georgia
4-27	H	W	6-5	Furman
4-28	H	L	6-7	Presbyterian College
5-4	A	L	2-6	Auburn
5-5	A	T ⁽⁶⁾	3-3	Auburn
5-9	H	W	7-0	N.C. State
5-10	H	W	4-1	The Citadel
5-12	A	L ⁽¹⁰⁾	1-2	Furman
5-13	H	W	7-4	Wofford

- forfeited game

1928 (12-9-2)

Head Coach - Joe Guyon (1st Season)

Date	Site	W-L	Score	Opponent
3-23	A	L	4-14	Georgia Tech
3-24	A	L	5-7	Georgia Tech
4-2	A	L	2-6	Auburn
4-3	A	T ⁽⁸⁾	6-6	Auburn
4-4	A	W	2-1	Florida
4-5	A	L	6-10	Florida
4-7	A	W	12-6	Mercer
4-12	H	L ⁽⁷⁾	2-4	Michigan ⁽¹⁾
4-12	H	L ⁽⁷⁾	2-6	Michigan ⁽²⁾
4-13	H	W	6-0	South Carolina
4-16	H	W	11-1	Presbyterian College
4-17	A	W	6-3	Newberry
4-18	A	T ⁽¹¹⁾	3-3	South Carolina
4-21	A	W	7-3	The Citadel
4-24	A	L	1-4	Erskine
4-26	H	W	6-0	Presbyterian College
4-27	H	W	6-2	Newberry
4-30	A	W ⁽¹⁰⁾	8-6	Furman

5-2	H	L	3-11	Auburn
-----	---	---	------	--------

5-3	H	L	6-9	Auburn
-----	---	---	-----	--------

5-4	H	W	6-5	Auburn
-----	---	---	-----	--------

5-9	H	W	7-2	Furman
-----	---	---	-----	--------

5-11	H	W	4-3	Erskine
------	---	---	-----	---------

1929 (15-11-1)

"State Champions"

Head Coach - Joe Guyon (2nd Season)

Date	Site	W-L	Score	Opponent
3-22	A	L	3-5	Georgia
3-23	A	L	2-4	Georgia
4-1	H	L ⁽¹¹⁾	0-2	South Carolina
4-3	A	L	1-2	Wofford
4-5	H	L	3-4	Georgia
4-6	H	W	9-7	Georgia
4-10	H	L	3-10	Michigan
4-11	H	L	4-16	Michigan
4-12	A	L	2-5	Georgia Tech
4-13	A	W	7-4	Georgia Tech
4-15	A	T ⁽¹²⁾	6-6	Auburn
4-16	A	W	4-3	Auburn
4-17	A	L	2-9	Oglethorpe
4-18	A	W	4-2	Oglethorpe
4-20	A	W	10-3	Furman
4-23	H	W	3-0	Newberry
4-24	H	W ⁽¹⁰⁾	6-5	Presbyterian College
4-26	H	W	3-0	Erskine
4-27	H	W	6-1	Furman
4-29	H	W	3-2	Wofford
4-30	H	L	4-5	Oglethorpe
5-3	A	W ⁽¹⁰⁾	1-0	Erskine
5-7	A	W	7-1	Presbyterian College
5-8	A	W	3-0	Newberry
5-9	A	L	6-8	South Carolina
5-11	A	W ⁽⁷⁾	4-0	The Citadel ⁽¹⁾
5-11	A	W ⁽⁷⁾	6-5	The Citadel ⁽²⁾

1930 (9-14)

Head Coach - Joe Guyon (3rd Season)

Date	Site	W-L	Score	Opponent
3-28	A	L	9-10	Georgia Tech
3-29	A	L	1-4	Georgia Tech
3-31	A	L	3-7	Oglethorpe
4-1	A	L	4-5	Oglethorpe
4-4	A	W	8-5	Wofford
4-5	H	L	4-7	Erskine
4-7	H	L	2-5	Florida
4-8	H	W	9-3	Florida
4-11	H	W	11-5	Wofford
4-15	A	W	4-3	Furman
4-17	H	L	4-8	Newberry
4-19	H	W	4-1	South Carolina ⁽¹⁾
4-19	H	L	2-9	South Carolina ⁽²⁾
4-22	H	W	7-6	Furman

4-26	A	W	9-6	The Citadel
------	---	---	-----	-------------

4-28	A	L	2-18	South Carolina
------	---	---	------	----------------

4-29	A	L ⁽¹⁰⁾	3-5	South Carolina
------	---	-------------------	-----	----------------

4-30	A	W	15-0	Newberry
------	---	---	------	----------

5-1	A	L	7-9	Presbyterian College
-----	---	---	-----	----------------------

5-2	A	L ⁽¹¹⁾	4-5	Erskine
-----	---	-------------------	-----	---------

5-5	H	L ⁽¹¹⁾	3-4	Auburn
-----	---	-------------------	-----	--------

5-6	H	L ⁽¹⁰⁾	10-14	Auburn
-----	---	-------------------	-------	--------

5-9	N1	W	12-6	The Citadel
-----	----	---	------	-------------

N1 - Anderson, SC

1931 (6-2)

Head Coach - Joe Guyon (4th Season)

Date	Site	W-L	Score	Opponent
4-9	H	W	6-3	Newberry
4-30	H	W	14-4	Davidson
5-2	A	L	1-10	South Carolina
5-4	A	W	6-2	The Citadel
5-11	H	W	6-1	The Citadel
5-12	H	W	3-2	The Citadel
5-13	H	W	5-4	South Carolina
5-14	H	L	1-5	South Carolina

Note: The season was shortened due to an outbreak of meningitis on campus in April.

1932 (14-6)

"State Champions"

Head Coach - Jess Neely (1st Season)

Date	Site	W-L	Score	Opponent
3-24	H	L	3-4	Georgia
3-25	H	L	8-11	Georgia
4-4	H	W	9-3	Newberry
4-5	H	L	2-3	Newberry
4-7	A	W	7-1	Presbyterian College
4-15	A	L	0-4	South Carolina
4-16	A	W	10-4	South Carolina
4-18	A	W	14-1	Erskine
4-19	A	W ⁽¹⁰⁾	2-1	Erskine
4-21	H	W	14-5	Presbyterian College ⁽¹⁾
4-21	H	W ⁽⁷⁾	14-1	Presbyterian College ⁽²⁾
4-22	H	W ⁽¹⁰⁾	12-11	Presbyterian College
4-26	H	W	13-9	South Carolina ⁽¹⁾
4-26	H	L ⁽⁷⁾	2-5	South Carolina ⁽²⁾
5-3	A	W	10-4	Newberry
5-4	A	L	2-4	Newberry
5-9	H	W	13-10	Erskine
5-10	H	W	3-0	Erskine
5-12	H	W	10-9	South Carolina
5-13	H	W	6-5	South Carolina

1933 (10-10)

Head Coach - Jess Neely (2nd Season)


Date	Site	W-L	Score	Opponent
3-24	H	L	11-14	Georgia
3-30	A	L	4-5	South Carolina
3-31	A	L	0-6	South Carolina
4-3	N1	W	11-4	Erskine
4-4	N1	L	4-5	Erskine
4-6	A	W	13-7	Presbyterian College
4-7	A	L	3-8	Presbyterian College
4-10	H	W	9-2	Newberry
4-11	H	W	6-5	Newberry
4-13	A	L	4-6	Furman
4-14	H	W	4-1	Furman
4-17	H	L	3-4	South Carolina
4-20	A	L	0-3	# Erskine
4-21	H	W	6-3	Erskine
4-25	H	W	15-11	Presbyterian College ⁽¹⁾
4-25	H	W ⁽⁷⁾	3-0	Presbyterian College ⁽²⁾
4-27	A	L	8-9	Newberry
4-28	A	W	6-1	Newberry
5-1	A	W	9-8	Furman
5-2	H	L ⁽⁷⁾	1-4	Furman

- no-hit game; N1 - Anderson, SC

1934 (8-8-1)

Head Coach - Jess Neely (3rd Season)

Date	Site	W-L	Score	Opponent
3-30	H	L	6-7	Duke
3-31	H	W	10-5	Duke
4-4	H	L	9-11	Newberry
4-5	H	L	7-8	Furman
4-7	H	T ⁽¹¹⁾	7-7	N.C. State
4-9	A	W	15-8	Presbyterian College
4-10	A	W	5-3	Erskine
4-12	H	L	1-8	South Carolina
4-21	A	L	7-8	Furman
4-25	H	W	8-2	Presbyterian College
4-26	H	W ⁽¹²⁾	3-2	Erskine



THE 1929 TIGER TEAM, LED BY HEAD COACH JOE GUYON, WON 15 GAMES AND WAS CROWNED "STATE CHAMPIONS."

ALL-TIME RESULTS

4-27	A	L	4-5	Newberry
5-1	H	W	5-0	Wofford
5-2	A	L	4-6	South Carolina
5-3	A	W	9-6	Wofford
5-7	N1	W	5-2	Georgia
5-8	N1	L	3-4	Georgia

N1 - Gainesville, GA

1935 (16-7-1)

"State Champions"

Head Coach - Jess Neely (4th Season)

Date	Site	W-L	Score	Opponent
3-25	H	W	5-0	Michigan State
3-30	A	L	1-5	N.C. State
4-2	A	L	8-12	Duke ⁽¹⁾
4-2	A	W ⁽⁷⁾	3-0	Duke ⁽²⁾
4-5	H	W	4-0	Georgia Tech
4-9	H	W	10-2	Presbyterian College
4-12	A	L	0-2	Georgia
4-13	A	W	4-3	Georgia
4-15	A	W	12-3	Wofford
4-16	H	W	5-4	South Carolina
4-19	H	W	7-2	Georgia
4-20	H	W	6-4	Georgia
4-22	H	L	1-7	Newberry
4-24	A	T ⁽¹⁰⁾	4-4	Furman
4-25	H	W	5-1	Wofford
4-26	A	W	10-2	Georgia Tech
4-27	A	L	0-6	Georgia Tech ⁽¹⁾
4-27	A	L ⁽⁷⁾	1-2	Georgia Tech ⁽²⁾
4-30	H	W	5-0	Erskine
5-1	A	W	6-3	Presbyterian College
5-2	A	W	4-2	Erskine
5-7	H	W	3-2	Furman⁽¹⁾
5-7	H	W⁽⁷⁾	1-0	Furman⁽²⁾
5-9	A	L	0-2	South Carolina

1936 (6-11)

Head Coach - Jess Neely (5th Season)

Date	Site	W-L	Score	Opponent
3-30	H	L	0-18	Michigan State
4-3	H	L⁽⁷⁾	0-6	Georgia
4-4	H	L	3-8	Georgia
4-11	H	L	3-6	Erskine
4-13	A	L	0-6	Erskine
4-16	H	L	4-9	Cincinnati
4-17	H	W	10-8	Presbyterian College
4-20	H	W	7-1	The Citadel
4-21	H	W	6-1	The Citadel
4-24	A	W	7-1	^ South Carolina
4-28	A	L ⁽⁷⁾	2-6	Presbyterian College
5-1	H	L	5-12	N.C. State
5-5	H	L	5-6	South Carolina
5-8	A	L	2-6	Georgia
5-9	A	W	5-4	Georgia
5-11	H	W	2-0	Newberry
5-13	A	L	0-3	Newberry

^ - Clemson's first night game

1937 (7-12)

Head Coach - Jess Neely (6th Season)

Date	Site	W-L	Score	Opponent
3-30	H	L	1-8	Ohio
4-2	H	L	1-13	Georgia
4-3	H	W	3-2	Georgia
4-7	A	L	3-23	Erskine
4-9	A	L	0-5	Newberry
4-10	A	L	2-3	Wofford
4-12	A	L	7-10	The Citadel
4-13	A	L	0-3	The Citadel
4-15	A	W	5-4	Presbyterian College
4-16	H	L	2-5	Furman
4-20	H	W	6-5	Erskine
4-22	H	L	0-1	Newberry
4-24	H	W	9-4	Wofford
4-27	A	L	3-4	South Carolina
5-3	A	W	11-9	Georgia
5-4	A	W	6-1	Georgia
5-6	A	L	5-6	Presbyterian College
5-8	H	L	4-5	South Carolina
5-10	A	W	14-8	Furman

1938 (6-12)

Head Coach - Jess Neely (7th Season)

Date	Site	W-L	Score	Opponent
3-31	A	W	9-5	Wofford
4-4	A	L	5-9	Newberry
4-6	H	W	7-6	Erskine
4-8	A	L	11-14	Georgia



JESS NEELY (SITTING) SERVED SEVEN SEASONS (1932-38) AS CLEMSON'S HEAD COACH, THEN FRANK HOWARD (LEFT) WAS THE TIGERS' HEAD COACH FOR ONE YEAR (1943).

4-11	N1	L	3-4	Erskine
4-13	H	W	4-2	Presbyterian College
4-15	H	W	10-8	Newberry
4-16	H	L⁽¹⁰⁾	5-6	Davidson
4-19	H	L	5-7	Georgia
4-22	A	W	15-5	Presbyterian College
4-25	H	L	0-3	The Citadel
4-26	H	L	2-10	The Citadel
4-28	A	L	7-14	Furman
5-2	A	L	2-7	Davidson
5-3	H	L	3-12	South Carolina
5-9	H	W	6-1	Wofford
5-10	A	L	0-3	South Carolina
5-11	H	L	4-6	Furman

N1 - Anderson, SC

1939 (10-7)

Head Coach - Randy Hinson (1st Season)

Date	Site	W-L	Score	Opponent
4-3	A	L	0-6	Georgia
4-4	A	L	4-27	Georgia
4-8	H	W	12-7	Ohio
4-10	H	L	7-11	Georgia
4-14	H	W	4-1	Newberry
4-15	A	L	0-2	Erskine
4-18	A	W	2-0	Wofford
4-20	H	W	10-7	Wofford
4-22	H	W	10-7	Presbyterian College
4-27	H	W	9-7	South Carolina
4-29	A	L	2-11	Newberry
5-1	A	W ⁽¹⁰⁾	7-5	South Carolina
5-2	A	W	4-0	The Citadel
5-3	A	L	2-7	The Citadel
5-5	H	L	4-6	Erskine
5-12	A	W	9-7	Furman
5-13	H	W	8-4	Furman

1940 (12-2-2)

Head Coach - Randy Hinson (2nd Season)

Date	Site	W-L	Score	Opponent
3-23	H	W	15-2	Davidson
3-25	H	T⁽⁷⁾	3-3	Michigan State
4-1	H	W	13-7	Wofford
4-6	A	W ⁽¹⁰⁾	6-5	Erskine
4-11	A	W	7-6	South Carolina
4-15	H	W	11-5	Presbyterian College
4-18	A	T	13-13	Furman
4-23	H	L	3-4	Erskine
4-26	H	W	7-1	South Carolina
4-27	A	W	12-1	Presbyterian College
4-29	A	W	7-2	Wofford
5-1	H	W	16-9	Furman
5-8	N1	W	12-1	The Citadel

5-9	N1	W	18-12	The Citadel
5-11	H	L	4-10	North Carolina
5-15	A	W	8-5	Davidson

N1 - Sumter, SC

1941 (10-6)

Head Coach - Tom Rogers (1st Season)

Date	Site	W-L	Score	Opponent
3-25	H	L	4-5	Michigan State
4-5	H	L	10-14	Presbyterian College
4-8	H	L	7-12	Georgia
4-11	H	W	9-0	Furman
4-12	A	W	3-1	Erskine
4-15	A	L	2-3	Georgia
4-18	A	L	5-7	Furman
4-19	H	W	10-2	Erskine
4-22	H	W	10-1	Wofford
4-25	H	W	3-1	South Carolina
4-26	A	W	24-8	Wofford
4-28	H	W	22-0	Presbyterian College
5-3	H	W	11-7	Newberry
5-6	N1	W	8-6	Georgia
5-8	A	L	3-5	South Carolina
5-10	A	W	8-1	Newberry

N1 - Elberton, GA

1942 (8-8)

Head Coach - Tom Rogers (2nd Season)

Date	Site	W-L	Score	Opponent
3-25	H	L	3-5	Duke
3-26	H	L	3-14	Duke
3-28	H	W	14-3	Newberry
4-1	H	L	5-11	Michigan State
4-3	A	W	8-1	Erskine
4-7	A	L	6-13	Georgia
4-10	H	W	18-9	Erskine
4-14	H	W⁽¹²⁾	9-8	Georgia
4-20	A	L ⁽¹⁰⁾	11-12	Presbyterian College
4-22	A	L ⁽¹⁰⁾	3-4	Newberry
4-24	H	W	6-5	South Carolina
4-27	A	L ⁽¹⁰⁾	11-12	Furman
4-30	H	W	10-3	Wofford
5-2	A	W	13-5	Wofford
5-6	H	L	1-7	Furman
5-8	A	W	9-5	South Carolina

1943 (12-3)

Head Coach - Frank Howard (1st Season)

Date	Site	W-L	Score	Opponent
3-31	A	W	12-4	Davidson
4-1	A	W	21-0	Davidson
4-5	H	W	13-12	Newberry
4-8	A	W	21-4	Furman

4-10	A	L	6-8	Newberry
4-14	H	W⁽⁷⁾	19-3	Davidson
4-15	H	W	13-12	Furman
4-17	H	W	13-12	Presbyterian College
4-20	A	W	8-1	Georgia
4-24	A	W	5-4	Georgia Tech
4-28	A	L	4-7	Presbyterian College
4-29	H	W	8-2	Furman
5-1	H	W	20-8	Georgia
5-7	H	L	6-14	Georgia Tech
5-8	H	W⁽¹⁰⁾	11-10	Georgia Tech

1944 - NO TEAM

1945 (7-6)

Head Coach - Walter Cox (1st Season)

Date	Site	W-L	Score	Opponent
3-31	H	W	14-7	Wofford
4-4	A	W	15-14	Wofford
4-6	A	W	7-5	Newberry
4-7	A	L	0-6	Newberry
4-13	A	L	7-8	Presbyterian College
4-20	H	L	2-12	Presbyterian College
4-21	H	L	6-12	Presbyterian College
4-27	H	W	6-4	South Carolina
4-30	H	W	9-2	Wofford
5-4	A	L	7-11	South Carolina
5-5	A	L	0-4	South Carolina
5-9	A	W	4-2	Wofford
5-11	H	W	3-2	Newberry

1946 (12-5)

Head Coach - Randy Hinson (3rd Season)

Date	Site	W-L	Score	Opponent
3-29	H	W	6-0	# Erskine
4-3	A	L	1-2	South Carolina
4-5	H	W	23-0	Georgia
4-6	H	L	9-16	Georgia
4-9	H	W	5-4	Davidson
4-12	N1	L ⁽¹¹⁾	8-9	Georgia
4-13	A	W	10-6	Georgia
4-19	H	W	8-5	Presbyterian College
4-20	A	L	5-7	Newberry
4-23	A	W	4-2	Furman
4-26	A	W	5-1	Erskine
4-30	A	W	9-2	Wofford
5-6	H	L	1-6	Newberry
5-7	H	W	8-0	Wofford
5-11	A	W	8-3	Davidson
5-13	H	W	2-1	Furman
5-18	H	W	12-2	South Carolina
# - no-hit game; N1 - Thomson, GA				

ALL-TIME RESULTS

1948 (14-12-1 OVERALL; 8-8-1 SoCon)

Head Coach - Walter Cox (2nd Season)

Date	Site	W-L	Score	Opponent
3-22	H	T ⁽¹⁰⁾	8-8	* Virginia Tech
3-24	H	L	3-5	* Duke
3-25	H	L	2-3	* Duke
3-30	H	L	4-5	Ohio
4-1	H	L	1-4	* Washington & Lee
4-5	H	W	5-0	* Davidson
4-9	H	L	1-12	* North Carolina
4-10	A	L ⁽¹⁰⁾	6-7	* Davidson
4-12	A	L	2-5	Georgia
4-16	H	L	4-7	* South Carolina
4-17	H	W	11-2	* South Carolina
4-19	H	W	7-6	* Furman
4-23	H	W	9-2	Presbyterian College
4-24	A	L	4-5	Newberry
4-28	A	L	8-11	* Furman
4-30	A	W	8-1	Wofford
5-1	A	W	3-1	Erskine
5-3	H	L	1-3	* Furman
5-5	A	W	2-1	Presbyterian College
5-7	H	W	16-10	Wofford
5-10	A	W	5-4	* Furman
5-14	H	W	13-9	Newberry
5-15	N1	L	2-8	Erskine
5-18	H	W	4-3	* The Citadel
5-21	A	W	7-2	* South Carolina
5-22	A	W	6-5	* South Carolina
5-25	A	W	6-4	* The Citadel

* - SoCon game; N1 - Anderson, SC

1949 (11-12 OVERALL; 10-5 SoCon)

Head Coach - Walter Cox (3rd Season)

Date	Site	W-L	Score	Opponent
3-26	H	W	8-1	* Davidson
3-30	H	W	13-3	* Duke
3-31	H	L	16-18	* Duke
4-1	A	W	4-3	Presbyterian College
4-4	H	L	6-12	Georgia
4-9	H	L	5-19	Presbyterian College
4-15	A	L	7-9	Florida
4-16	A	L ⁽¹⁰⁾	13-14	Florida
4-18	H	L	18-20	Wofford
4-19	H	W	9-6	* Furman
4-23	A	L ⁽⁷⁾	0-2	* The Citadel ⁽¹⁾
4-23	A	W ⁽⁷⁾	5-0	* The Citadel ⁽²⁾
4-26	A	L	9-10	Newberry
4-27	A	W	16-3	* Furman
5-2	H	W ⁽¹⁰⁾	6-5	* Furman
5-4	A	L	1-3	Wofford
5-6	H	W ⁽¹¹⁾	6-5	* South Carolina
5-10	A	W ⁽¹²⁾	4-3	* Furman
5-13	H	W	10-5	* The Citadel
5-14	H	W	16-4	* The Citadel
5-16	N1	L	1-6	* N.C. State
5-20	A	L	2-4	* South Carolina
5-21	A	L	6-7	* South Carolina

* - SoCon game; N1 - Laurinburg, NC

1950 (20-11 OVERALL; 13-3 SoCon)

NCAA District III Playoffs

Head Coach - Walter Cox (4th Season)

Date	Site	W-L	Score	Opponent
3-24	H	W	14-12	Michigan State
3-25	H	L	5-18	Michigan State
3-29	H	L	8-9	* Duke
3-30	H	W	17-6	* Duke
4-1	A	W	15-2	Presbyterian College
4-6	N1	L	1-2	# Bradley
4-6	A	L	0-6	# Rollins
4-7	N1	W	9-1	# Bradley
4-8	A	W	13-9	# Rollins
4-11	H	W ⁽¹⁰⁾	11-10	Presbyterian College
4-12	A	L	5-8	Georgia
4-15	H	W	13-11	* Davidson
4-17	H	W	7-3	Georgia
4-18	H	W	12-0	* Furman
4-21	A	W	16-4	* The Citadel
4-22	A	W ⁽¹⁰⁾	7-5	* The Citadel
4-26	A	W	10-3	* Furman
4-29	A	L	4-6	* Davidson
5-1	H	W	21-6	* Furman
5-5	A	W	14-5	* South Carolina
5-6	A	L	2-10	* South Carolina
5-9	A	W	11-7	* Furman
5-12	H	W	19-10	* The Citadel
5-13	H	W	12-11	* The Citadel
5-15	H	W ⁽¹¹⁾	8-7	* South Carolina

5-16 H W 18-9 *South Carolina

5-26	N2	L	2-14	+ Wake Forest
5-26	N2	W	1-0	+ Virginia Tech
5-27	N2	L	2-3	+ Maryland
6-8	N3	L	1-6	\$ Alabama
6-9	N3	L	2-4	\$ Kentucky

* - SoCon game; # - Rollins Invitational; + - SoCon Tournament; \$ - NCAA District III Playoffs; N1 - Winter Park, FL; N2 - Greensboro, NC; N3 - Kansas City, MO

1951 (18-7 OVERALL; 16-2 SoCon)

Head Coach - Walter Cox (5th Season)

Date	Site	W-L	Score	Opponent
3-23	A	L	9-10	Rollins
3-24	A	L	2-5	Rollins
3-26	H	L	7-8	Michigan State
3-27	H	L	6-16	Michigan State
4-4	A	W	4-1	Erskine
4-7	A	W	12-5	* Davidson
4-9	H	W	8-6	* South Carolina
4-10	H	W	11-1	* South Carolina
4-14	A	W	15-5	* The Citadel ⁽¹⁾
4-14	A	W ⁽⁷⁾	3-1	* The Citadel ⁽²⁾
4-17	H	W	26-13	* Furman
4-20	H	W	7-6	* The Citadel
4-21	H	W	12-3	* The Citadel
4-25	A	W	10-8	* Furman
4-26	A	W	4-3	* Duke
4-27	A	W	4-3	* North Carolina
4-28	A	L	5-7	* N.C. State
4-30	H	W	6-1	* Furman
5-4	H	W	20-2	* Davidson
5-5	H	L ⁽¹⁰⁾	8-12	* Wake Forest
5-8	A	W	12-2	* Furman
5-11	N1	W	12-4	* South Carolina
5-12	A	W ⁽⁷⁾	16-5	* South Carolina
5-18	N2	W	6-2	+ West Virginia
5-19	N2	L	0-5	+ Duke

* - SoCon game; + - SoCon Tournament; N1 - Orangeburg, SC; N2 - Greensboro, NC

1952 (10-12 OVERALL; 10-10 SoCon)

Head Coach - Bob Smith (1st Season)

Date	Site	W-L	Score	Opponent
3-24	H	L	3-13	Michigan State
3-25	H	L ⁽⁸⁾	1-5	Michigan State
3-28	H	L	8-14	* Duke
3-29	H	W	10-9	* Duke
4-2	H	W	21-5	* Davidson
4-4	N1	W	5-2	* South Carolina
4-5	A	L	4-6	* South Carolina
4-7	H	L	5-12	* Wake Forest
4-8	H	L	14-16	* Wake Forest
4-12	A	L	3-4	* Davidson
4-14	A	L	2-6	* Duke

4-15 A L 7-11 *Wake Forest

4-18	H	L	5-8	* The Citadel
4-19	H	W	14-4	* The Citadel
4-23	H	W	4-2	* Furman
4-25	H	L	3-4	* North Carolina
4-29	A	L ⁽¹⁵⁾	4-5	* Furman
5-3	A	W ⁽¹⁰⁾	6-4	* The Citadel ⁽¹⁾
5-3	A	W ⁽⁷⁾	6-4	* The Citadel ⁽²⁾
5-5	H	W ⁽¹⁰⁾	12-11	* Furman ⁽¹⁾
5-5	H	W ⁽⁷⁾	5-4	* Furman ⁽²⁾
5-9	H	W	3-1	* South Carolina

* - SoCon game; N1 - Orangeburg, SC

1953 (11-6 OVERALL; 11-6 SoCon)

Head Coach - Bob Smith (2nd Season)

Date	Site	W-L	Score	Opponent
3-24	H	W ⁽⁷⁾	4-3	* The Citadel ⁽¹⁾
3-24	H	W ⁽⁸⁾	11-7	* The Citadel ⁽²⁾
3-26	H	L	4-5	* Duke
4-3	A	L	4-5	* North Carolina
4-4	A	W	8-4	* N.C. State
4-8	A	W	15-1	* Furman
4-10	H	W ⁽⁷⁾	7-0	* Davidson ⁽¹⁾
4-10	H	W	6-4	* Davidson ⁽²⁾
4-13	H	W	13-4	* South Carolina
4-14	H	L	7-9	* South Carolina
4-22	H	W ⁽¹⁴⁾	13-12	* Furman
4-25	A	L ⁽⁷⁾	4-6	* Furman
5-1	N1	W	5-0	* The Citadel
5-2	A	L	1-5	* The Citadel
5-8	A	W	2-0 #	South Carolina
5-9	A	L	4-13	* South Carolina
5-11	N2	W	3-1	* Furman

* - SoCon game; # - no-hit game; N1 - Orangeburg, SC; N2 - Anderson, SC

1954 (14-10 OVERALL; 8-4 ACC, 1st)

ACC Champion

Head Coach - Bob Smith (3rd Season)

Date	Site	W-L	Score	Opponent
3-22	A	W	3-2	Florida
3-23	A	L	9-10	Florida
3-26	N1	W ⁽⁸⁾	7-4	Ohio State
3-26	A	L	0-3	Rollins
3-27	N1	L	5-11	Ohio State
3-29	H	W	19-4	Washington & Lee
3-30	H	W	22-2	Washington & Lee
4-2	H	W	5-1	* N.C. State
4-3	H	W	8-4	* N.C. State
4-8	A	W	5-2	Furman
4-13	A	W	10-1	* South Carolina
4-15	A	W	5-3	* Wake Forest
4-20	A	W	5-0	* Wake Forest
4-23	A	W	5-4	* Duke
4-24	A	L	0-11	* Duke
4-30	H	W ⁽¹⁰⁾	4-3	* North Carolina

5-1 H L 8-10 *North Carolina

5-4	H	W	2-0	* South Carolina
5-8	A	L	2-3	* Maryland ⁽¹⁾
5-8	A	L	0-3	* Maryland ⁽²⁾
5-12	H	L	9-13	Furman
5-15	N2	W	11-0	Newberry
5-22	H	L	10-11	\$ Virginia Tech
5-24	A	L	1-7	\$ Virginia Tech

* - ACC game; \$ - NCAA District III play-in game; N1 - Winter Park, FL; N2 - Joanna, SC

1955 (7-11 OVERALL; 5-9 ACC, 7th)

Head Coach - Bob Smith (4th Season)

Date	Site	W-L	Score	Opponent
3-29	N1	W	5-3	* Duke
4-2	H	L ⁽⁷⁾	2-3	* N.C. State
4-7	H	W	3-2	* Virginia
4-8	H	W	11-8	* Virginia
4-12	H	L	4-18	* Maryland ⁽¹⁾
4-12	H	L ⁽⁷⁾	2-11	* Maryland ⁽²⁾
4-15	A	L	4-6	Georgia Tech
4-16	A	W	8-4	Georgia Tech
4-19	A	W	7-2	Furman
4-22	A	L	3-10	* Duke
4-23	A	W	4-3	* North Carolina
4-25	A	L	4-11	* Wake Forest
4-26	A	W	12-10	* N.C. State
4-30	H	L	3-4	* South Carolina
5-6	H	L	11-15	* Wake Forest
5-7	H	L	8-11	* North Carolina
5-11	A	L	2-9	* South Carolina
5-14	H	L	7-8	Furman

* - ACC game; N1 - Anderson, SC

1956 (4-14-2 OVERALL; 2-10-2 ACC, 7th)

Head Coach - Bob Smith (5th Season)

Date	Site	W-L	Score	Opponent
3-23	H	L	11-13	The Citadel
3-24	H	W	15-14	The Citadel
3-26	H	T	11-11	* Duke
3-30	A	L	3-7	* Virginia
3-31	A	L	6-9	* Virginia
4-2	A	W ⁽¹⁰⁾	6-4	* Maryland
4-9	A	L	4-5	Furman
4-13	H	L	7-10	* N.C. State
4-14	H	T ^(4/12)	6-6	* Wake Forest
4-18	H	L	6-21	Georgia Tech
4-20	A	L ⁽⁷⁾	0-6	* Duke ⁽¹⁾
4-20	A	L ⁽⁷⁾	3-8	* Duke ⁽²⁾
4-21	A	L	2-4	* North Carolina
4-25	A	L	1-2	Georgia Tech
4-27	A	W	5-1	* South Carolina
4-30	H	L	9-18	* North Carolina
5-3	H	W	4-2	Furman
5-7	A	L ⁽⁸⁾	0-14	* Wake Forest
5-8	A	L	1-5	* N.C. State
5-11	H	L	3-12	* South Carolina

* - ACC game

1957 (6-12 OVERALL; 3-11 ACC, 8th)

Head Coach - Bob Smith (6th Season)

Date	Site	W-L	Score	Opponent
3-29	H	L	2-6	* Virginia
3-30	H	W	6-3	* Maryland
4-6	H	W	6-3	Furman
4-9	H	L	2-6	* Duke
4-12	H	L	5-6	* N.C. State
4-13	H	L	6-9	* Wake Forest
4-17	A	L	1-2	* North Carolina
4-19	A	L	2-6	* Duke
4-22	A	L	2-8	* N.C. State
4-23	A	L	1-6	* Wake Forest
4-27	A	L	3-4	* South Carolina
4-29	H	W	4-3	* North Carolina
5-1	A	L	3-5	Furman
5-6	A	W	5-0	Georgia Tech
5-7	H	W ⁽¹⁰⁾	7-6	Georgia Tech
5-10	A	L	2-4	* Maryland
5-11	A	L	3-8	* Virginia
5-14	H	W	10-6	* South Carolina

* - ACC game

1958 (22-8 OVERALL; 11-3 ACC, 1st)

ACC Champion

College World Series Participant

Head Coach - Bill Wilhelm (1st Season)

Date	
------	--

ALL-TIME RESULTS

3-31	A	W ⁽¹¹⁾	5-4	The Citadel
4-2	H	W	23-9	The Citadel
4-3	H	L	2-3	Michigan State
4-4	H	W	10-1	* Virginia
4-5	H	W	6-2	* Maryland
4-8	A	L	1-8	Georgia Tech
4-9	H	W	2-1	* North Carolina
4-14	A	W	10-4	* Virginia
4-15	A	W	13-4	* Maryland
4-16	A	W	6-5	* N.C. State
4-17	H	W	12-8	* Wake Forest
4-21	H	W	5-3	* South Carolina
4-25	A	L	1-2	* North Carolina
4-26	A	L	4-5	* Wake Forest
5-1	A	W	8-1	* Duke
5-3	A	W	15-11	* N.C. State
5-8	H	W	11-6	Furman
5-9	A	W	9-2	* South Carolina
5-12	A	L	1-7	* Duke
5-19	N1	W	4-1	^ North Carolina
6-5	N1	L	6-8	\$ Florida
6-7	N1	W	4-2	\$ George Washington
6-7	N1	W ⁽¹⁰⁾	8-5	\$ Florida State
6-9	N1	W	15-14	\$ Florida ⁽¹⁾
6-9	N1	W	3-1	\$ Florida ⁽²⁾
6-14	N2	W	4-1	! Arizona
6-15	N2	L	4-17	! Holy Cross
6-16	N2	L	3-5	! Western Michigan

* - ACC game; ^ - ACC Playoffs; \$ - NCAA District III Playoffs; ! - College World Series; N1 - Gastonia, NC; N2 - Omaha, NE

1959 (24-8 OVERALL: 9-5 ACC, 1st)

ACC Champion

College World Series Participant

Ranked #7 by Collegiate Baseball

Head Coach - Bill Wilhelm (2nd Season)

Date	Site	W-L	Score	Opponent
3-23	H	W	8-6	The Citadel
3-26	H	W	6-1	Massachusetts
3-27	H	W	13-1	* Virginia
3-28	N1	W	9-2	* Maryland
3-30	A	W	8-2	Georgia
3-31	H	W	16-8	Adelphi
4-1	H	W	4-3	* Wake Forest
4-3	A	W	11-0	* South Carolina
4-4	A	W	6-4	Furman
4-6	H	L	3-6	* North Carolina
4-7	H	L	7-8	* N.C. State
4-14	A	L	3-7	* Maryland
4-15	A	L	3-4	* Virginia
4-24	A	W	2-1	* North Carolina
4-25	A	W	6-5	* Wake Forest
4-28	H	W	2-1	Georgia

4-30	A	W	12-7	* Duke
5-1	A	W	10-0	* Duke
5-2	A	L	2-9	* N.C. State
5-4	H	W	5-2	Georgia Southern
5-5	H	L	1-2	Georgia Southern
5-8	H	W	10-1	Furman
5-9	A	W	6-2	Oglethorpe
5-12	H	W	10-1	* South Carolina
5-16	N2	W	4-2	^ Wake Forest
5-18	N3	W	9-7	^ North Carolina
6-4	N3	W	9-6	\$ Georgia Tech
6-5	N3	W	24-2	\$ Florida State
6-6	N3	W	5-0	\$ Florida State
6-13	N4	L ⁽¹²⁾	2-3	! Arizona
6-14	N4	W	7-1	! Colorado State
6-15	N4	L	0-7	! Penn State

* - ACC game; ^ - ACC Playoffs; \$ - NCAA District III Playoffs; ! - College World Series; N1 - Orangeburg, SC; N2 - Thomasville, NC; N3 - Gastonia, NC; N4 - Omaha, NE

1960 (11-10-1 OVERALL: 7-6 ACC, 4th)

Head Coach - Bill Wilhelm (3rd Season)

Date	Site	W-L	Score	Opponent
3-21	A	T	7-7	Georgia Southern
3-22	A	W ⁽⁸⁾	15-4	Georgia Southern
3-25	H	L	5-8	The Citadel
3-26	H	W	16-6	The Citadel
3-31	H	W	10-0	Georgia Tech
4-2	H	W	11-10	Georgia
4-8	H	W	15-5	* Virginia
4-9	H	L	5-20	* Maryland
4-15	A	W	4-0	* North Carolina
4-16	A	L	0-5	* N.C. State
4-19	A	W	6-2	* Virginia
4-23	H	W	12-10	* South Carolina
4-25	A	L	1-4	Georgia
5-2	H	W	15-5	* Wake Forest ⁽¹⁾
5-2	H	L ⁽⁷⁾	2-3	* Wake Forest ⁽²⁾
5-3	H	W	6-1	* Duke
5-4	H	W	4-2	* Duke
5-5	A	L	1-2	* South Carolina
5-9	H	L	3-6	* North Carolina
5-10	H	L ⁽¹⁰⁾	7-8	* N.C. State
5-13	H	L	4-6	Furman
5-14	A	L ⁽¹¹⁾	3-4	Furman

* - ACC game

1961 (12-11 OVERALL: 6-8 ACC, 5th)

Head Coach - Bill Wilhelm (4th Season)

Date	Site	W-L	Score	Opponent
3-24	A	L	4-6	The Citadel
3-25	A	W	6-4	The Citadel
4-1	H	W	9-8	* Maryland

4-1	H	W	23-9	* Virginia
4-4	A	W	5-3	Georgia
4-7	H	L	5-8	* Duke
4-8	H	L	0-5	* Wake Forest
4-11	H	W	14-9	Furman
4-14	H	L	9-17	* North Carolina
4-18	H	W	21-5	* South Carolina
4-21	A	L	7-9	* Maryland
4-22	A	W	10-6	* Virginia
4-25	A	W	3-1	* South Carolina
4-28	A	L	2-9	* North Carolina
4-29	A	L ⁽⁷⁾	1-2	* N.C. State ⁽¹⁾
4-29	A	W	11-6	* N.C. State ⁽²⁾
5-2	A	W	15-5	Georgia Tech
5-5	A	L	3-4	* Wake Forest
5-6	A	L	1-3	* Duke
5-11	H	W	20-2	Rollins
5-12	H	L ⁽⁶⁾	2-4	Rollins
5-13	N1	W	7-4	% North Carolina
5-15	A	L ⁽⁸⁾	4-5	Furman

* - ACC game; % - not counted in ACC standings; N1 - Belmont, NC

1962 (17-8 OVERALL: 8-6 ACC, T-3rd)

Head Coach - Bill Wilhelm (5th Season)

Date	Site	W-L	Score	Opponent
3-20	A	L	2-10	Georgia
3-23	H	W	17-1	The Citadel
3-24	H	W	22-3	The Citadel
3-30	A	L	8-14	Florida State
4-3	H	W	6-3	Georgia
4-7	H	W	3-2	* Maryland
4-10	H	L	3-4	* Duke
4-14	A	W	3-2	* Maryland
4-16	A	W ⁽⁷⁾	11-2	* Virginia ⁽¹⁾
4-16	A	L	5-7	* Virginia ⁽²⁾
4-19	H	W	14-11	Florida State
4-20	H	W	6-4	* Wake Forest
4-21	A	W	9-6	Georgia Tech ⁽¹⁾
4-21	A	W ⁽⁷⁾	18-4	Georgia Tech ⁽²⁾
4-24	A	W	5-4	* South Carolina
4-27	A	L	5-11	* North Carolina
4-28	A	W	9-2	* N.C. State
5-2	H	W	7-3	Furman
5-4	A	L	4-20	* Wake Forest
5-5	A	L	3-7	* Duke
5-8	H	W	27-17	* South Carolina
5-11	H	W	11-4	* North Carolina
5-12	H	L	0-1	* N.C. State
5-14	N1	W	6-0	% Wake Forest
5-15	A	W	11-1	Furman

* - ACC game; % - not counted in ACC standings; N1 - Belmont, NC

1963 (15-11 OVERALL: 9-5 ACC, T-2nd)

Head Coach - Bill Wilhelm (6th Season)

Date	Site	W-L	Score	Opponent
3-21	A	L	7-10	Florida State
3-22	A	W	12-7	Florida State
3-23	A	L	3-12	Florida State
3-23	N1	W	17-4	Navy
3-27	A	W	6-4	Georgia Tech
3-29	A	W	7-4	The Citadel
3-30	A	L	3-7	# The Citadel
4-3	H	L	8-10	Georgia Tech
4-8	H	L	6-11	Georgia
4-10	A	L	2-5	Georgia
4-12	A	L	4-5	* Virginia
4-13	A	W	10-4	* Virginia
4-15	A	L	1-2	* Maryland
4-16	A	W ⁽¹³⁾	7-3	* Maryland
4-19	H	W	14-7	* N.C. State
4-20	H	W	8-2	* North Carolina
4-23	H	W	9-2	* South Carolina
4-26	A	L	5-14	* Wake Forest
4-27	A	W	5-1	* Duke
5-3	H	W	5-4	* Duke
5-4	H	L	8-14	* Wake Forest
5-7	A	W	6-5	Furman
5-10	A	W	12-11	* N.C. State
5-11	A	L	4-6	* North Carolina
5-14	A	W	5-1	+* South Carolina
5-15	H	W	11-6	Furman

* - ACC game; # - no-hit game; + - Wilhelm's 100th victory; N1 - Tallahassee, FL

1964 (13-13 OVERALL: 6-7 ACC, T-4th)

Head Coach - Bill Wilhelm (7th Season)

Date	Site	W-L	Score	Opponent
3-19	A	L	5-8	Florida State
3-20	A	W	8-5	Florida State
3-20	N1	L	3-6	Tennessee
3-21	A	L	6-12	Florida State
3-23	H	W	9-3	Yale
3-24	H	W	10-5	Yale
3-27	H	W	9-1	* Virginia
3-28	H	L	9-11	* Virginia
3-30	H	L	3-6	* Maryland
3-31	H	W	11-8	* Maryland
4-1	H	W	11-4	Cornell
4-9	A	W	11-9	Georgia
4-11	H	L	8-10	Georgia
4-14	H	W	22-4	Georgia Tech
4-17	A	L	2-3	* N.C. State
4-18	A	L	3-4	* North Carolina
4-24	A	W	5-3	* Duke
4-25	A	L ⁽¹¹⁾	3-4	* Wake Forest
4-28	A	W	4-2	* South Carolina
5-1	H	L	0-3	* Wake Forest
5-6	A	W	1-0	Furman
5-8	H	W	9-4	* N.C. State
5-9	H	L	5-12	* North Carolina
5-12	H	W	5-3	* South Carolina
5-13	H	L	9-10	Furman
5-14	A	L	3-4	Georgia Tech

* - ACC game; N1 - Tallahassee, FL

1965 (18-10-2 OVERALL: 9-5 ACC, 2nd)

Head Coach - Bill Wilhelm (8th Season)

Date	Site	W-L	Score	Opponent
3-20	A	L	0-2	Georgia
3-22	A	W	4-2	The Citadel
3-23	A	W	6-2	The Citadel
3-30	H	L	3-6	Ohio
3-31	H	W ⁽⁷⁾	15-1	Miami (OH)
4-1	H	W	14-0	Miami (OH) ⁽¹⁾
4-1	H	W ⁽⁷⁾	9-0	Miami (OH) ⁽²⁾
4-3	H	W ⁽⁷⁾	4-2	Georgia Tech ⁽¹⁾
4-3	H	T ⁽⁷⁾	6-6	Georgia Tech ⁽²⁾
4-6	H	W	11-9	Furman
4-9	H	W	6-5	* North Carolina
4-10	H	L	5-8	* N.C. State
4-12	H	L	4-8	Georgia
4-16	A	L	1-6	* Maryland
4-17	A	L	1-2	* Maryland
4-20	A	W	5-2	* Virginia ⁽¹⁾
4-20	A	L	0-1	* Virginia ⁽²⁾
4-23	H	W	10-2	* Duke
4-24	H	W	9-5	* Wake Forest
4-26	H	W	9-8	Florida State
4-27	H	L	11-13	Florida State ⁽¹⁾
4-27	H	L ⁽³⁾	3-16	Florida State ⁽²⁾
4-30	A	L ⁽¹³⁾	3-4	* North Carolina



THE 1962 TIGERS HAD A 17-8 RECORD IN BILL WILHELM'S FIFTH SEASON AS HEAD COACH.



ALL-TIME RESULTS

5-1	A	W	6-4	* N.C. State
5-4	H	W	18-1	* South Carolina
5-7	A	W	8-0	* Duke
5-8	A	W	2-0	* Wake Forest
5-11	A	T	4-4	Georgia Tech
5-13	A	W	9-3	* South Carolina
5-15	A	W	4-3	Furman

* - ACC game

1966 (20-7-2 OVERALL; 9-4 ACC, 2ND)

Head Coach - Bill Wilhelm (9th Season)

Date	Site	W-L	Score	Opponent
3-21	H	W	11-0	Virginia Tech
3-22	H	W	9-6	Virginia Tech
3-25	H	W	11-5	The Citadel
3-26	H	W	27-2	The Citadel
3-28	H	T ⁽¹⁰⁾	12-12	Ohio
3-29	H	W	6-4	Ohio
3-30	H	W	8-3	Ohio
4-2	H	W	11-0	* Duke
4-5	H	W	7-3	* Wake Forest
4-8	H	W	11-2	* Maryland
4-9	H	W	12-7	* Maryland
4-11	H	W	8-4	* Virginia
4-12	H	W	18-3	* Virginia
4-15	A	L	1-6	* North Carolina
4-16	A	L	6-7	* N.C. State
4-18	H	W	14-9	Georgia Tech
4-19	A	W	17-9	Georgia
4-23	A	L	5-6	* Wake Forest
4-25	H	W	18-6	Furman
4-26	H	W	11-6	* South Carolina
4-30	H	L ⁽⁸⁾	3-5	* North Carolina
5-12	H	T ⁽⁶⁾	3-3	Georgia
5-16	H	W	8-7	* N.C. State
5-17	A	W	6-3	Furman
5-19	A	W	8-2	* South Carolina
5-20	A	L	1-4	Georgia Tech
5-23	A	L	5-11	Florida State
5-24	A	L	3-4	Florida State
5-25	A	W	4-3	Florida State

* - ACC game

1967 (29-9 OVERALL; 11-2 ACC, 1ST)

ACC Champion

Ranked #7 by Collegiate Baseball

Head Coach - Bill Wilhelm (10th Season)

Date	Site	W-L	Score	Opponent
3-17	H	W	4-1	Kentucky
3-18	H	W	9-0	Kentucky
3-20	H	L	5-6	Tennessee
3-21	H	W	6-2	Tennessee
3-23	H	W	8-1	Rhode Island ⁽¹⁾
3-23	H	L ⁽⁷⁾	4-6	Rhode Island ⁽²⁾
3-24	H	W	8-4	Springfield
3-25	H	W	6-1	Springfield
3-27	H	L	1-4	Massachusetts
3-29	H	W	4-0	Massachusetts ⁽¹⁾
3-29	H	W ⁽⁷⁾	9-4	Massachusetts ⁽²⁾
3-31	H	W	15-2	Davidson
4-4	H	W	10-1	Georgia Tech
4-5	A	W	7-3	Furman
4-7	H	W	6-1	* North Carolina
4-8	H	W	9-6	* N.C. State
4-10	H	L	1-4	Georgia
4-11	A	L	1-4	* South Carolina
4-14	A	W	8-2	* Wake Forest
4-15	A	L	3-10	* Duke
4-17	H	W	6-5	Furman
4-18	H	W	8-1	* South Carolina
5-3	A	W	2-1	Georgia
5-5	H	W	4-0	* Duke
5-6	A	W	3-0	# Georgia Tech
5-8	A	W	2-0	* North Carolina
5-9	A	W	8-5	* N.C. State
5-10	A	W	7-2	* Virginia
5-11	A	W	2-0	* Virginia
5-12	A	W	2-1	* Maryland
5-13	A	W	8-4	* Maryland
5-16	A	W ⁽⁷⁾	6-1	Virginia Tech ⁽¹⁾
5-16	A	L ⁽⁷⁾	2-4	Virginia Tech ⁽²⁾
6-2	N1	L	3-5	\$ Florida State
6-3	N1	W	5-0	\$ West Virginia
6-3	N1	W	6-4	\$ Florida State
6-5	N1	W	3-2	\$ Auburn ⁽¹⁾
6-5	N1	L ⁽¹³⁾	5-6	\$ Auburn ⁽²⁾

* - ACC game; # - no-hit game; \$ - NCAA District III Playoffs; N1 - Gastonia, NC

1968 (27-14 OVERALL; 11-7 ACC, 4TH)

Head Coach - Bill Wilhelm (11th Season)

Date	Site	W-L	Score	Opponent
3-13	A	W ⁽⁷⁾	6-3	Mississippi State ⁽¹⁾
3-13	A	W ⁽⁷⁾	2-1	Mississippi State ⁽²⁾
3-14	A	L	0-11	Mississippi
3-15	A	L ⁽⁷⁾	0-6	Mississippi ⁽¹⁾
3-15	A	W ⁽⁷⁾	5-3	Mississippi ⁽²⁾
3-19	H	L ⁽⁷⁾	5-9	Ohio ⁽¹⁾
3-19	H	W ⁽⁷⁾	7-5	Ohio ⁽²⁾
3-20	H	W	5-4	Ohio
3-22	H	L ⁽⁶⁾	2-6	Virginia Tech
3-23	H	W	2-1	Virginia Tech
3-26	H	W	20-4	Furman
3-29	H	W	6-4	* Virginia
3-30	H	W	8-1	Springfield
4-2	H	W ⁽¹¹⁾	3-2	Georgia
4-6	H	W ⁽⁷⁾	11-0	* Wake Forest ⁽¹⁾
4-6	H	W ⁽⁷⁾	9-0	* Wake Forest ⁽²⁾
4-8	H	W ⁽⁷⁾	8-4	Rhode Island ⁽¹⁾
4-8	H	L ⁽⁷⁾	3-6	Rhode Island ⁽²⁾
4-9	H	W	3-2	Rhode Island
4-11	A	W	12-4	Furman
4-12	H	W	14-7	* N.C. State
4-13	H	L ⁽⁷⁾	1-2	* North Carolina ⁽¹⁾
4-13	H	W ⁽⁷⁾	4-0	* North Carolina ⁽²⁾
4-15	H	W	6-3	Georgia Tech
4-16	H	W	6-5 †	* South Carolina
4-20	H	W ⁽⁷⁾	3-1	* Maryland ⁽¹⁾
4-20	H	L ⁽⁷⁾	2-7	* Maryland ⁽²⁾
5-2	A	W ⁽¹⁰⁾	2-1	* North Carolina
5-3	A	L ⁽⁷⁾	2-4	* N.C. State ⁽¹⁾
5-3	A	L ⁽⁷⁾	1-6	* N.C. State ⁽²⁾
5-4	A	L	0-7	Georgia Tech
5-6	A	W ⁽¹⁰⁾	3-2	Georgia
5-7	A	W ⁽⁷⁾	1-0	* South Carolina ⁽¹⁾
5-7	A	L ⁽⁷⁾	3-4	* South Carolina ⁽²⁾
5-8	A	W	7-0	East Carolina
5-9	A	W	8-1	East Carolina
5-10	A	W ⁽¹⁰⁾	2-0	* Wake Forest
5-11	A	W ⁽⁷⁾	5-3	* Duke ⁽¹⁾
5-11	A	L ⁽⁷⁾	0-7	* Duke ⁽²⁾
5-13	A	L ⁽¹¹⁾	2-3	George Washington
5-14	A	L	0-1	* Maryland

* - ACC game; † - Wilhelm's 200th victory

1969 (27-17-2 OVERALL; 12-8-1 ACC, 3RD)

Head Coach - Bill Wilhelm (12th Season)

Date	Site	W-L	Score	Opponent
3-15	H	W	5-4	EastTennesseeState ⁽¹⁾
3-15	H	W ⁽⁷⁾	7-2	EastTennesseeState ⁽²⁾
3-19	H	L	3-17	Ohio
3-20	H	L ⁽¹¹⁾	5-7	Ohio
3-21	H	W	5-4	Virginia Tech
3-22	H	W ⁽⁷⁾	5-4	Virginia Tech
3-22	H	W	18-1	Kent State
3-24	H	L ⁽⁷⁾	5-9	Kent State ⁽¹⁾
3-24	H	T ⁽⁶⁾	6-6	Kent State ⁽²⁾
3-25	H	W	16-10	Massachusetts
3-26	H	W	13-9	Massachusetts
3-28	H	W ⁽⁷⁾	28-1	Buffalo
3-29	H	W ⁽⁷⁾	15-4	Buffalo ⁽¹⁾
3-29	H	W ⁽⁷⁾	18-4	Buffalo ⁽²⁾
3-30	H	W	10-1	Georgia
4-1	H	W	12-5	Furman
4-4	H	W ⁽⁷⁾	5-3	* N.C. State ⁽¹⁾
4-4	H	W ⁽⁷⁾	3-0	* N.C. State ⁽²⁾
4-5	H	L	5-10	* North Carolina
4-7	A	L	6-13	* Duke
4-8	A	W ⁽⁷⁾	4-3	* Wake Forest ⁽¹⁾
4-8	A	L ⁽⁷⁾	0-11	* Wake Forest ⁽²⁾
4-9	A	W	16-11	Georgia
4-11	H	W ⁽⁷⁾	12-5	* Virginia ⁽¹⁾
4-11	H	W ⁽⁷⁾	9-3	* Virginia ⁽²⁾
4-12	H	W	7-0	* Maryland
4-16	A	T ⁽¹³⁾	4-4	* South Carolina
4-19	H	L	2-6	Florida State ⁽¹⁾
4-19	H	L	1-3	Florida State ⁽²⁾
4-21	H	L	3-4	Georgia Tech
4-23	H	W	14-1	Jacksonville
4-26	A	W	10-3	Furman
5-6	H	L ⁽⁷⁾	1-2	* South Carolina ⁽¹⁾
5-6	H	W ⁽⁷⁾	7-3	* South Carolina ⁽²⁾
5-7	A	L	8-9	Davidson
5-9	H	W	7-6	* Wake Forest
5-10	H	W ⁽⁷⁾	8-5	* Duke ⁽¹⁾
5-10	H	W ⁽⁷⁾	7-2	* Duke ⁽²⁾
5-12	A	L	1-7	* N.C. State
5-13	A	L ⁽⁷⁾	2-5	* North Carolina ⁽¹⁾

5-13	A	W ⁽⁷⁾	7-4	* North Carolina ⁽²⁾
5-14	A	L	2-3	Virginia Tech
5-15	A	L	1-8	Virginia Tech
5-16	A	L	0-2	* Virginia
5-17	A	L ⁽⁷⁾	2-3	* Maryland ⁽¹⁾
5-17	A	W ⁽⁷⁾	7-5	* Maryland ⁽²⁾

* - ACC game

1970 (32-16 OVERALL; 14-7 ACC, 2ND)

Ranked #18 by Collegiate Baseball

Head Coach - Bill Wilhelm (13th Season)

Date	Site	W-L	Score	Opponent
3-7	H	W ⁽⁷⁾	10-0	° Louisville ⁽¹⁾
3-7	H	W ⁽⁷⁾	8-1	Louisville ⁽²⁾
3-12	A	L	3-13	Florida
3-13	A	L	4-5	Florida
3-14	A	W ⁽⁷⁾	5-2	Florida ⁽¹⁾
3-14	A	W ⁽⁷⁾	6-3	Florida ⁽²⁾
3-16	A	W	5-3	Jacksonville
3-17	A	L	0-4	Jacksonville
3-18	N1	W ⁽⁸⁾	5-4	# Virginia Tech
3-18	A	W ⁽⁷⁾	5-1	# Georgia Southern
3-19	N1	W ⁽⁷⁾	6-3	# Virginia Tech
3-19	A	W	6-2	# Georgia Southern
3-23	H	W	6-5	George Washington
3-25	H	L	1-5	Ohio
3-26	H	W ⁽¹⁰⁾	7-6	Ohio
3-27	H	W	14-2	Vermont
3-28	H	W ⁽⁷⁾	8-2	Rider ⁽¹⁾
3-28	H	W ⁽⁸⁾	2-1	Rider ⁽²⁾
4-4	H	W ⁽⁷⁾	2-1	* Wake Forest ⁽¹⁾
4-4	H	W ⁽⁷⁾	5-0	* Wake Forest ⁽²⁾
4-5	H	W	3-1	* Duke
4-7	H	W	17-6	Georgia Tech
4-8	A	W	16-4	Belmont Abbey
4-10	H	W	2-0	* N.C. State
4-11	H	W ⁽⁷⁾	6-4	* North Carolina ⁽¹⁾
4-11	H	W ⁽⁸⁾	5-0	* North Carolina ⁽²⁾
4-14	A	L ⁽⁷⁾	1-2	* South Carolina ⁽¹⁾
4-14	A	W ⁽⁷⁾	2-1	* South Carolina ⁽²⁾
4-15	H	W	4-1	Georgia
4-16	H	W	8-6	Belmont Abbey
4-18	A	L	1-5	* Maryland
4-19	A	W ⁽⁷⁾	5-3	* Virginia ⁽¹⁾
4-19	A	L ⁽⁷⁾	1-5	* Virginia ⁽²⁾
5-5	H	W	4-0	* South Carolina
5-6	A	L ⁽¹²⁾	10-11	Georgia
5-7	A	L	1-7	Georgia Tech
5-9	H	W ⁽⁷⁾	3-1	* Maryland ⁽¹⁾
5-9	H	W ⁽⁷⁾	9-1	* Maryland ⁽²⁾
5-10	H	W	6-2	* Virginia
5-11	A	L	3-5	* North Carolina
5-12	A	W ⁽⁷⁾	7-2	* N.C. State ⁽¹⁾
5-12	A	L ⁽⁷⁾	2-3	* N.C. State ⁽²⁾
5-13	A	L	5-14	Virginia Tech
5-14	A	L	0-1	Virginia Tech
5-15	A	W	9-5	* Wake Forest
5-16	A	L ⁽⁷⁾	1-2	* Duke ⁽¹⁾
5-16	A	L ⁽⁷⁾	1-2	* Duke ⁽²⁾
5-22	N2	L	3-4	^ Maryland

* - ACC game; ° - first game played at Doug Kingsmore Stadium; # - Georgia Southern Tournament; ^ - ACC Playoff game; N1 - Statesboro, GA; N2 - Raleigh, NC

1971 (27-14 OVERALL; 10-4 ACC, 2ND)

Ranked #22 by Collegiate Baseball

Head Coach - Bill Wilhelm (14th Season)

Date	Site	W-L	Score	Opponent
3-6	H	W ⁽⁷⁾	4-0	Louisville ⁽¹⁾
3-6	H	W ⁽⁷⁾	9-2	Louisville ⁽²⁾
3-11	H	L	1-2	East Tennessee State
3-12	H	W	4-3	East Tennessee State
3-15	A	W	10-5	Mississippi
3-16	A	L	4-12	Mississippi
3-17	A	L	1-8	Mississippi
3-18	A	W	6-4	Mississippi State
3-20	A	L ⁽⁷⁾	1-2	Mississippi State ⁽¹⁾
3-20	A	W	10-8	Mississippi State ⁽²⁾
3-22	H	L ⁽¹⁰⁾	2-6	Ohio
3-23	H	L	3-7	Ohio
3-24	H	W	4-3	Ohio
3-28	N1	L	0-3	* N.C. State
3-30	H	L	3-8	Georgia Southern
3-31	H	W	3-0	Georgia Southern
4-3	H	W	2-1	* Wake Forest
4-4	H	W	5-4	* Duke
4-5	A	W ⁽¹⁰⁾	4-1	Belmont Abbey
4-7	A	W	8-4	Georgia

4-10	N2	L	1-2	* North Carolina ⁽¹⁾
4-10	N2	L	1-3	* North Carolina ⁽²⁾
4-11	A	W	4-0	* N.C. State
4-13	A	L	4-8	Georgia Tech
4-14	H	W	10-3	Georgia
4-15	H	W	7-1	Belmont Abbey
4-16	H	W	8-3	Belmont Abbey
4-17	H	W ⁽⁷⁾	11-0	# Florida State ⁽¹⁾
4-17	H	W	12-7	Florida State ⁽²⁾
4-18	H	W	3-2	Florida State
4-21	H	L	1-4	Georgia Tech
4-25	H	W	8-2	* South Carolina
5-4	A	W	8-4	* South Carolina
5-6	H	L	5-16	* Virginia
5-7	H	W	5-2	* Virginia
5-8	H	W ⁽¹⁰⁾	3-2	* Maryland
5-9	H	W	4-1	* Maryland
5-12	A	W	5-2	* Duke
5-14	A	W	9-1	* Wake Forest
5-15	A	W ⁽⁷⁾	6-4	Virginia Tech
5-16	N3	L	0-4	^ Maryland

ALL-TIME RESULTS

4-5	H	W	12-3	Georgia
4-6	H	L ⁽¹⁰⁾	4-6	* Virginia
4-9	H	W	5-3	* Wake Forest
4-10	H	L	1-3	South Carolina
4-11	A	W	6-5	Georgia
4-13	A	W ⁽⁷⁾	8-1	* N.C. State ⁽¹⁾
4-13	A	L ⁽⁷⁾	1-7	* N.C. State ⁽²⁾
4-14	A	W	3-1	* North Carolina
4-15	A	W	11-3	* Virginia
4-16	A	W	10-0	* Maryland
4-17	A	W ⁽⁷⁾	9-7	* Duke ⁽¹⁾
4-17	A	W ⁽⁷⁾	4-3	* Duke ⁽²⁾
4-20	N3	W	10-3	+ Wake Forest
4-21	N3	W	3-1	+ Virginia
4-22	N3	L ⁽¹⁰⁾	4-8	+ N.C. State ⁽¹⁾
4-22	N3	L	2-3	+ N.C. State ⁽²⁾
4-23	H	L	5-7	Georgia
4-26	H	W ⁽⁷⁾	2-1	Florida State ⁽¹⁾
4-26	H	L ⁽⁷⁾	1-2	Florida State ⁽²⁾
4-27	H	L	1-9	Florida State
4-28	N4	W	9-5	South Carolina

* - ACC game; # - no-hit game; + - ACC Tournament;
N1 - Livingston, AL; N2 - Mobile, AL; N3 - Chapel Hill, NC; N4 - Spartanburg, SC

1974 (23-15 OVERALL; 10-1 ACC, 1ST)

Head Coach - Bill Wilhelm (17th Season)


Date	Site	W-L	Score	Opponent
3-1	A	L	8-9	Georgia Southern
3-2	A	L	2-5	Georgia Southern
3-3	A	L	3-6	Georgia Southern
3-5	H	W	8-1	Mercer
3-6	H	W	12-0	Mercer
3-8	A	L	3-6	Florida State
3-9	A	W	7-5	Florida State
3-10	A	L	3-5	Florida State
3-13	H	L ⁽¹⁰⁾	3-4	Western Carolina
3-15	H	W	3-2	* Maryland
3-17	A	L	6-17	Florida
3-18	A	L	3-10	Florida
3-19	A	W	24-2	Florida
3-20	A	L	5-6	Florida Southern
3-21	A	W	5-2	Florida Southern
3-26	H	W	5-0	East Tennessee State
3-28	H	L	0-3	South Carolina
3-30	H	W	18-1	* North Carolina
3-31	H	W	18-1	* Duke
4-2	H	W	3-0	Georgia
4-3	A	L	7-11	Georgia Tech
4-6	A	W	7-0	* Wake Forest
4-7	A	W	2-1	* N.C. State
4-9	H	W	12-3	Georgia Tech
4-10	A	L	4-5	Georgia
4-12	A	W	3-2	* North Carolina
4-14	A	W	8-5	* Maryland
4-16	H	W	6-3	Georgia
4-17	H	W	10-8	Georgia Tech
4-19	H	W ⁽¹⁶⁾	3-2	* Virginia ⁽¹⁾
4-19	H	L ⁽⁷⁾	1-2	* Virginia ⁽²⁾
4-20	H	W	12-3	* Wake Forest
4-21	H	W	5-0	* N.C. State
4-26	N1	L	2-3	+ Virginia
4-27	N1	W	6-4	+ North Carolina
4-27	N1	W	9-6	+ Virginia
4-28	A	W	12-5	+ N.C. State ⁽¹⁾
4-28	A	L	6-8	+ N.C. State ⁽²⁾

* - ACC game; + - ACC Tournament; N1 - Raleigh, NC

1975 (33-10 OVERALL; 10-2 ACC, T-1ST)

Ranked #25 by Collegiate Baseball
Head Coach - Bill Wilhelm (18th Season)

Date	Site	W-L	Score	Opponent
3-1	H	W	9-6	Gardner-Webb
3-3	H	W	26-6	West Virginia
3-4	H	W	12-3	West Virginia
3-7	H	W ⁽⁸⁾	4-1	Georgia Southern
3-8	H	W	13-3	Georgia Southern
3-9	H	W	9-2	Georgia Southern
3-14	A	W ⁽⁷⁾	9-4	Alabama
3-14	N1	W ⁽⁷⁾	4-1	Tennessee
3-15	N1	L ⁽⁷⁾	4-8	Tennessee
3-15	A	W ⁽⁷⁾	7-3	Alabama
3-17	A	L	1-2	Birmingham-Southern
3-19	A	W	5-4	Auburn ⁽¹⁾
3-19	A	W	6-4	Auburn ⁽²⁾
3-20	A	W	3-0	Mercer
3-21	A	W	3-2	Mercer
3-23	A	W	11-1	Georgia
3-25	H	W	10-7	Marshall



DENNY WALLING HIT .421 IN HIS ONLY SEASON AT CLEMSON TO LEAD THE TIGERS TO A 33-10 RECORD IN 1975.

3-26	H	L ⁽⁷⁾	1-4	Marshall ⁽¹⁾
3-26	H	W ⁽⁷⁾	13-0	Marshall ⁽²⁾
3-28	A	L	3-6	* Maryland
3-31	H	W	4-0	Saint John's
4-1	H	W	8-0	Western Carolina
4-4	H	W	4-2	* Virginia
4-5	H	W	6-5	* N.C. State
4-6	H	L	1-3	* N.C. State
4-8	A	W	10-3	Georgia Tech
4-11	H	W ⁽⁷⁾	6-2	* North Carolina ⁽¹⁾
4-11	H	W ⁽⁷⁾	5-2	* North Carolina ⁽²⁾
4-12	H	W	14-3	* Duke ⁽¹⁾
4-12	H	W	8-1	* Duke ⁽²⁾
4-13	H	W	5-2	* Maryland
4-15	H	W	10-1	Georgia
4-16	A	L	2-6	South Carolina
4-18	A	W	6-3	* Virginia
4-19	A	W	7-2	* Wake Forest
4-20	A	W	6-1	* Wake Forest
4-22	A	W	18-3	Georgia Tech
4-25	A	L	2-7	+ North Carolina
4-26	N2	W	15-1	+ Wake Forest
4-26	A	W	7-6	+ North Carolina
4-27	N2	L	2-3	+ N.C. State
5-23	A	L	3-5	\$ Eastern Michigan
5-24	N3	L	4-5	\$ Penn State

* - ACC game; + - ACC Tournament; \$ - NCAA Mid-east Regional; N1 - Tuscaloosa, AL; N2 - Chapel Hill, NC; N3 - Ypsilanti, MI

1976 (36-15 OVERALL; 10-2 ACC, 1ST)

ACC Champion

College World Series Participant
Ranked #5 by Collegiate Baseball

Head Coach - Bill Wilhelm (19th Season)

Date	Site	W-L	Score	Opponent
3-1	H	W	3-0	High Point
3-2	H	W ⁽¹¹⁾	4-3	High Point
3-3	H	W	9-0	Francis Marion
3-5	H	W	6-2	Charleston Southern
3-7	H	W	5-4	James Madison
3-8	A	L	3-4	Georgia
3-10	A	W	9-5	Erskine
3-11	H	W	6-0	* Maryland
3-13	A	W	6-5	Florida
3-14	A	L	4-5	Florida
3-15	A	L	3-7	Rollins
3-15	A	L ⁽¹⁰⁾	1-3	Stetson
3-16	A	W	7-6	Rollins
3-17	A	W	11-3	Florida Southern
3-18	A	L	1-2	Florida Southern

3-19	A	L	2-16	Jacksonville
3-20	A	L	8-15	Georgia Southern ⁽¹⁾
3-20	A	W	16-12	Georgia Southern ⁽²⁾
3-22	H	L ⁽¹⁴⁾	1-3	Toledo
3-23	H	L	1-4	Toledo
3-24	H	L	4-6	Toledo
3-25	A	W	4-1	Newberry
3-27	H	W	10-6	North Carolina-Wilmington
3-28	H	W	10-2	North Carolina-Wilmington
3-31	N1	W	7-5	* Wake Forest ⁽¹⁾
3-31	N1	W	4-2	* Wake Forest ⁽²⁾
4-2	A	W	10-6	South Carolina
4-3	A	W	7-4	* N.C. State
4-4	A	W	8-0	* N.C. State
4-5	A	W	12-3	Georgia Tech
4-6	H	W	5-2	Georgia
4-8	A	W	20-7	* Duke
4-9	A	L	1-10	* Duke
4-10	A	L ⁽¹⁰⁾	2-3	* North Carolina
4-11	A	W ⁽¹²⁾	3-2	* North Carolina
4-12	A	W ⁽¹¹⁾	12-10	Georgia Tech
4-13	H	L	3-4	South Carolina
4-14	A	W	10-3	Georgia
4-16	H	W	9-0	* Virginia
4-17	H	W	9-0	* Virginia
4-18	H	W	8-6	* Maryland
4-21	A	W	10-4	Wofford
4-23	H	W	2-0	+ Wake Forest
4-24	H	W	2-1	+ Maryland
4-25	H	W	3-2	+ Maryland
5-21	N1	W	13-2	\$ Furman
5-22	A	W	10-4	\$ South Carolina
5-24	N1	W	6-2	\$ Furman
6-11	N2	W	9-4	! Auburn
6-13	N2	L ⁽¹⁰⁾	2-3	! Eastern Michigan
6-14	N2	L	6-10	! Arizona

* - ACC game; # - no-hit game; † - Wilhelm's 400th victory; + - ACC Tournament; \$ - NCAA Atlantic Regional; ! - College World Series; N1 - Columbia, SC; N2 - Omaha, NE

1977 (42-10 OVERALL; 9-1 ACC, 1ST)

College World Series Participant
Ranked #5 by Collegiate Baseball

Head Coach - Bill Wilhelm (20th Season)

Date	Site	W-L	Score	Opponent
2-26	A	W ⁽⁷⁾	12-2	Columbus ⁽¹⁾
2-26	A	W ⁽⁷⁾	13-5	Columbus ⁽²⁾
3-1	H	W	10-1	High Point
3-2	H	W	10-0	High Point
3-3	A	W	2-1	Georgia

3-5	H	W	6-0	* Duke
3-8	H	W ⁽⁷⁾	6-2	James Madison ⁽¹⁾
3-8	H	W	10-3	James Madison ⁽²⁾
3-9	H	W	3-0	Mercer
3-10	H	W	8-6	Mercer
3-11	H	W	5-2	Marshall
3-12	A	W	5-2	The Citadel
3-14	A	W	8-0	Charleston Southern
3-15	A	W	3-1	Charleston Southern
3-16	A	W	8-6	Francis Marion
3-17	A	W	8-0	# North Carolina-Wilmington
3-18	A	W	4-1	North Carolina-Wilmington
3-19	A	W	11-6	* Wake Forest
3-20	A	W	13-12	* Wake Forest
3-22	H	W	8-1	Toledo
3-23	H	W ⁽⁷⁾	10-3	Toledo ⁽¹⁾
3-23	H	W ⁽⁷⁾	6-5	Toledo ⁽²⁾
3-24	H	W ⁽¹¹⁾	5-3	Toledo ⁽¹⁾
3-24	H	W ⁽⁵⁾	13-0	Toledo ⁽²⁾
3-26	H	W	3-0	Lewis
3-27	H	W	9-8	Lewis
3-28	H	L	1-2	South Carolina
4-1	H	L	3-6	Newberry
4-2	H	W	7-3	* N.C. State
4-6	H	W	2-0	Georgia
4-7	H	W	13-0	Erskine
4-8	H	W	8-7	Georgia Tech
4-9	H	W	14-0	* North Carolina
4-10	H	W	9-3	* North Carolina
4-12	A	L ⁽⁷⁾	6-7	South Carolina ⁽¹⁾
4-12	A	L ⁽⁷⁾	2-7	South Carolina ⁽²⁾
4-14	A	L ⁽¹⁰⁾	9-12	* Maryland
4-15	A	W	9-6	* Maryland
4-16	A	W	8-3	* Virginia
4-17	A	W	26-4	* Virginia
4-19	A	W ⁽⁶⁾	2-0	Wofford
4-22	H	W	10-3	+ N.C. State
4-23	H	L	4-5	+ Wake Forest
4-24	H	W	14-6	+ N.C. State
4-24	H	L	9-22	+ Wake Forest
5-20	N1	W	8-7	\$ Mississippi
5-21	A	W	7-2	\$ Miami (FL)
5-22	A	L	3-10	\$ Miami (FL) ⁽¹⁾
5-22	A	W	10-9	\$ Miami (FL) ⁽²⁾
6-10	N2	L	7-10	! Arizona State
6-11	N2	W	13-4	! Temple
6-14	N2	L	0-1	! California State-Los Angeles

* - ACC game; # - no-hit game; + - ACC Tournament; \$ - NCAA South Regional; ! - College World Series; N1 - Coral Gables, FL; N2 - Omaha, NE



ALL-TIME RESULTS

1978 (39-14 OVERALL; 10-2 ACC, 1st)

ACC Champion

Ranked #25 by Collegiate Baseball
Head Coach - Bill Wilhelm (21st Season)

Date	Site	W-L	Score	Opponent
2-25	A	W ⁽⁷⁾	10-4	Columbus ⁽¹⁾
2-25	A	W ⁽⁶⁾	9-4	Columbus ⁽²⁾
2-26	A	W	7-6	Valdosta State ⁽¹⁾
2-26	A	L ⁽⁵⁾	1-4	Valdosta State ⁽²⁾
3-4	A	L	2-4	Georgia Southern
3-5	A	L ⁽⁷⁾	1-3	Georgia Southern ⁽¹⁾
3-5	A	W ⁽⁷⁾	5-2	Georgia Southern ⁽²⁾
3-7	H	W ⁽⁷⁾	7-6	James Madison ⁽¹⁾
3-7	H	W ⁽⁹⁾	6-5	James Madison ⁽²⁾
3-12	H	W	8-1	* Wake Forest
3-13	H	W	11-3	* Wake Forest
3-16	H	W	14-4	* Virginia
3-17	H	W	4-3	* Virginia
3-18	A	W	6-1	High Point
3-19	A	W	4-0	* N.C. State
3-20	A	W	25-6	* Duke
3-21	A	W ⁽⁸⁾	15-10	* Duke
3-22	A	L	3-4	East Carolina
3-23	A	W	3-0	East Carolina
3-24	A	L	1-6	* North Carolina
3-28	H	W ⁽¹²⁾	3-2	Lewis
3-29	H	W ⁽⁷⁾	5-0	Lewis ⁽¹⁾
3-29	H	W ⁽⁷⁾	1-0	Lewis ⁽²⁾
3-30	H	W	10-2	Lewis
4-1	A	W	10-2	South Carolina
4-2	A	L	6-10	South Carolina
4-3	H	W	12-3	Western Carolina
4-4	A	L ⁽⁷⁾	2-4	Mercer ⁽¹⁾
4-4	A	L ⁽⁷⁾	4-7	Mercer ⁽²⁾
4-5	A	W ⁽⁷⁾	11-6	Georgia ⁽¹⁾
4-5	A	L ⁽⁷⁾	5-6	Georgia ⁽²⁾
4-6	H	W ⁽⁷⁾	3-2	Charleston Southern ⁽¹⁾
4-6	H	W ⁽⁷⁾	10-3	Charleston Southern ⁽²⁾
4-7	A	W	13-9	Georgia Tech
4-8	H	W ⁽⁷⁾	5-1	Howard ⁽¹⁾
4-8	H	W ⁽⁷⁾	15-7	Howard ⁽²⁾
4-9	H	W	7-6	Howard
4-10	H	L	1-3	Francis Marion
4-12	A	W	6-1	† Newberry
4-13	H	L	1-2	Georgia Tech
4-15	H	W	17-8	* Maryland
4-16	H	W	8-7	* Maryland
4-17	A	L ⁽¹²⁾	9-10	* North Carolina
4-18	A	W ⁽⁸⁾	2-1	* N.C. State
4-22	H	W	12-1	+ N.C. State
4-23	H	W	13-0	+ Duke
4-24	H	W	7-2	+ Wake Forest
4-28	H	W	7-6	North Carolina-Wilmington
4-29	H	W	4-3	North Carolina-Wilmington
4-30	H	W	11-4	South Carolina
5-19	A	W	8-5	\$ Miami (FL)
5-20	N1	L	5-9	\$ Marshall
5-21	A	L	5-7	\$ Miami (FL)

* - ACC game; † - Wilhelm's 500th victory; + - ACC Tournament; \$ - NCAA Atlantic Regional; N1 - Coral Gables, FL

1979 (40-15 OVERALL; 10-1 ACC, 1st)

ACC Champion

Ranked #9 by Collegiate Baseball
Head Coach - Bill Wilhelm (22nd Season)

Date	Site	W-L	Score	Opponent
2-23	A	L	5-17	Florida
2-26	A	W ⁽⁷⁾	5-0	Valdosta State ⁽¹⁾
2-26	A	W ⁽⁷⁾	6-2	Valdosta State ⁽²⁾
2-28	H	W	12-2	Georgia
3-3	H	W ⁽⁷⁾	2-1	High Point ⁽¹⁾
3-3	H	W ⁽⁷⁾	6-2	High Point ⁽²⁾
3-6	H	W	2-1	East Carolina
3-7	H	W	1-0	East Carolina
3-8	H	W	8-3	Western Carolina
3-10	A	L	2-4	Auburn
3-11	A	L	1-10	# Auburn
3-12	A	L ⁽⁷⁾	1-5	Columbus ⁽¹⁾
3-12	A	W ⁽⁷⁾	11-1	Columbus ⁽²⁾
3-14	H	W	13-1	* Duke
3-15	H	W	6-4	* Duke
3-17	A	W	8-2	Francis Marion
3-18	A	W	17-2	North Carolina-Wilmington
3-19	A	W	8-6	North Carolina-Wilmington
3-20	A	W	10-3	The Citadel
3-21	A	W	6-1	The Citadel
3-22	A	W	17-10	Charleston Southern
3-24	A	W	3-1	South Carolina

3-25	A	L	6-7	South Carolina
3-27	H	W	6-5	* North Carolina
3-28	H	W	7-4	* North Carolina
3-31	H	W	8-1	* N.C. State
4-1	A	W	13-3	Western Carolina
4-5	H	W	11-4	Howard
4-7	A	W	41-9	* N.C. State
4-8	A	W ⁽¹⁶⁾	8-6	* Wake Forest
4-9	A	W	13-7	* Wake Forest
4-10	H	W	12-3	Erskine
4-11	A	W	14-6	Georgia Tech
4-14	H	W	1-0	South Carolina
4-15	H	W	6-3	South Carolina
4-16	A	L	14-15	Georgia
4-18	H	W	20-2	Georgia Tech
4-21	H	L	8-10	Georgia Southern
4-22	H	W ⁽⁸⁾	1-0	Georgia Southern ⁽¹⁾
4-22	H	L ⁽⁸⁾	10-12	Georgia Southern ⁽²⁾
4-25	A	W	10-4	* Virginia
4-28	A	W ⁽⁷⁾	5-3	* Maryland ⁽¹⁾
4-28	A	L ⁽⁷⁾	2-6	* Maryland ⁽²⁾
5-5	A	W	11-5	Appalachian State
5-6	A	W	15-1	Appalachian State
5-7	A	L	8-12	Virginia Tech
5-8	A	W	15-2	James Madison
5-9	A	L	10-11	James Madison
5-10	A	L	4-7	James Madison
5-11	A	W	8-6	East Tennessee State
5-12	A	L	8-13	East Tennessee State
5-18	N1	W	8-4	\$ Georgia Southern
5-19	A	L	1-2	\$ Miami (FL)
5-20	N1	W	2-0	\$ Georgia Southern
5-20	A	L	1-4	\$ Miami (FL)

* - ACC game; # - no-hit game; \$ - NCAA Atlantic Regional; N1 - Coral Gables, FL

1980 (38-21 OVERALL; 6-5 ACC, 3rd)

ACC Champion

College World Series Participant
Ranked #4 by Collegiate Baseball
Head Coach - Bill Wilhelm (23rd Season)

Date	Site	W-L	Score	Opponent
2-21	H	W	8-0	Erskine
2-22	A	L	2-6	Valdosta State
2-23	A	L	3-4	Florida
2-25	A	L	0-6	Florida
2-27	H	W	22-7	Georgia
2-28	H	W	10-2	Western Carolina
3-1	A	W	8-5	Georgia
3-7	H	L	2-3	East Tennessee State
3-9	H	L ⁽¹¹⁾	1-3	East Tennessee State ⁽¹⁾
3-9	H	W ⁽⁷⁾	8-0	East Tennessee State ⁽²⁾
3-10	H	W ⁽⁷⁾	2-0	# North Carolina-Wilmington ⁽¹⁾
3-10	H	L ⁽⁷⁾	1-3	North Carolina-Wilmington ⁽²⁾
3-11	H	W	8-2	North Carolina-Wilmington
3-14	H	W ⁽¹⁰⁾	5-4	* Wake Forest
3-15	A	W	10-7	% Stetson
3-17	N1	L	7-10	% Cincinnati
3-18	A	W	3-2	% Rollins
3-19	N1	W	5-0	% Cornell
3-20	N1	W	8-2	% Cincinnati
3-21	A	L	1-5	% Rollins
3-22	N1	L ⁽¹⁰⁾	6-7	% Cornell
3-25	H	W	4-1	Ohio State
3-26	H	W	2-0	Ohio State
3-27	H	W ⁽⁷⁾	6-0	Ohio State ⁽¹⁾
3-27	H	W ⁽⁷⁾	8-3	Ohio State ⁽²⁾
3-31	H	W	12-1	Howard
4-1	H	W	4-2	Howard
4-3	H	W	18-1	* Georgia Tech
4-5	H	L	3-14	* North Carolina
4-6	H	L	3-6	* N.C. State
4-7	H	W	3-2	Francis Marion
4-9	A	L	10-12	* Georgia Tech
4-10	A	W	14-8	Western Carolina
4-11	A	L	4-5	* Wake Forest
4-12	A	L	3-4	* North Carolina
4-15	H	W	9-3	South Carolina
4-16	H	W	4-3	South Carolina
4-17	H	W	3-1	* Virginia
4-18	H	W	6-5	* Virginia
4-19	H	W	1-0	* Maryland
4-20	H	W	5-2	* Maryland
4-22	N2	W	4-0	+ Wake Forest
4-24	N2	W	9-4	+ Maryland
4-25	A	W	5-4	+ N.C. State
4-26	N2	W	12-3	+ North Carolina
5-3	H	L	2-4	Virginia Tech
5-4	H	W	8-0	Virginia Tech

5-5	A	W	13-3	Georgia Southern
5-6	A	W ⁽¹⁰⁾	10-8	Georgia Southern
5-7	A	L	5-14	Georgia Southern
5-8	A	L	7-13	Tennessee
5-9	A	W	11-3	Tennessee
5-10	A	L	1-6	South Carolina
5-11	A	L	1-4	South Carolina
5-22	H	W	22-4	\$ East Tennessee State
5-24	H	W	6-2	\$ South Carolina
5-25	H	W	17-12	\$ South Carolina
5-31	N3	L	5-13	! Miami (FL)
6-1	N3	L	4-6	! California

* - ACC game; # - perfect, no-hit game; % - Rollins Invitational; + - ACC Tournament; \$ - NCAA Atlantic Regional; ! - College World Series; N1 - Winter Park, FL; N2 - Raleigh, NC; N3 - Omaha, NE

1981 (34-24 OVERALL; 10-4 ACC, T-1st)

ACC Champion

Head Coach - Bill Wilhelm (24th Season)

Date	Site	W-L	Score	Opponent
2-20	A	W	6-0	The Citadel
2-21	A	W	6-3	The Citadel
2-26	A	L	1-8	Florida
2-27	A	L	4-5	Florida
2-28	A	L	8-9	Florida State
3-1	A	L	7-11	Florida State
3-2	A	L	4-7	Valdosta State
3-3	A	W	6-1	Valdosta State
3-5	A	W	19-16	Georgia
3-6	H	W ⁽¹⁰⁾	7-6	Western Carolina
3-7	H	W	16-1	Appalachian State
3-8	H	L	4-10	Appalachian State
3-9	H	W	18-3	Marshall
3-10	H	W	2-0	Howard
3-11	H	W	15-1	Howard
3-12	H	W	7-4	* Duke
3-13	H	W	8-7	* Duke
3-14	A	W	9-5	† Winthrop
3-15	A	W	10-2	Francis Marion
3-16	A	L	8-9	North Carolina-Wilmington
3-17	A	W ⁽¹⁰⁾	3-2	North Carolina-Wilmington
3-18	A	W	14-4	East Carolina
3-19	A	L	1-4	East Carolina
3-20	A	L	6-7	* Wake Forest
3-21	A	L	7-10	* North Carolina
3-23	H	W	4-2	Ohio State
3-24	H	L ⁽¹¹⁾	7-8	Ohio State
3-25	H	W	5-3	Tennessee
3-26	H	L	4-10	Tennessee
3-27	H	L ⁽¹¹⁾	5-6	Georgia Southern
3-28	H	W	6-0	Georgia Southern
3-29	H	L	7-8	Georgia Southern
3-31	H	L	2-3	Georgia
4-1	H	W	6-4	* Georgia Tech


4-2	H	W	6-4	Winthrop
4-3	A	L	2-6	South Carolina
4-4	A	L	7-12	South Carolina
4-5	H	W ⁽¹¹⁾	6-5	* Wake Forest
4-6	A	W	13-1	Erskine
4-7	A	W	10-5	* Georgia Tech
4-8	A	L	20-22	Georgia
4-11	H	W ⁽⁷⁾	6-1	* N.C. State ⁽¹⁾
4-11	H	W ⁽⁷⁾	2-0	* N.C. State ⁽²⁾
4-12	H	W	6-2	* North Carolina
4-13	H	W ⁽¹¹⁾	5-4	South Carolina
4-14	H	L	2-12	South Carolina
4-16	A	L	11-21	* Maryland
4-17	A	L	6-10	* Maryland
4-18	A	W	11-7	* Virginia
4-19	A	W	11-5	* Virginia
4-22	N1	W ⁽¹⁰⁾	7-6	+ Georgia Tech
4-23	N1	L	0-1	+ Duke
4-24	N1	W ⁽¹⁰⁾	6-5	+ Wake Forest
4-25	A	W	7-4	+ North Carolina
4-25	N1	W	9-2	+ Duke
4-26	A	W	7-5	+ North Carolina
5-22	H	L	2-7	\$ Wichita State
5-23	H	L	1-2	\$ East Tennessee State

* - ACC game; † - Wilhelm's 600th victory; + - ACC Tournament; \$ - NCAA Atlantic Regional; N1 - Chapel Hill, NC

1982 (37-22 OVERALL; 10-2 ACC, 1st)

Head Coach - Bill Wilhelm (25th Season)

Date	Site	W-L	Score	Opponent
2-24	A	W	7-0	Florida
2-25	A	W	14-5	Florida
2-26	A	W	12-7	Florida
2-27	A	W ⁽⁷⁾	10-5	Valdosta State ⁽¹⁾
2-27	A	W ⁽⁷⁾	1-0	Valdosta State ⁽²⁾
2-28	A	W ⁽⁷⁾	8-3	Valdosta State ⁽¹⁾
2-28	A	W ⁽⁷⁾	3-0	Valdosta State ⁽²⁾
3-2	H	L	3-7	Georgia
3-3	H	W	6-2	Campbell
3-4	H	W	11-1	Campbell
3-5	H	W	5-0	* Western Carolina
3-6	H	W	20-7	The Citadel
3-8	H	W	2-1	East Carolina
3-9	H	W	6-3	East Carolina
3-10	H	W	6-3	North Carolina-Wilmington
3-11	H	W	7-1	Marshall
3-12	H	W	12-5	Marshall
3-14	H	W	13-1	* Wake Forest
3-17	A	W	9-6	* N.C. State
3-18	A	L ⁽¹⁰⁾	4-5	* North Carolina
3-19	A	W	5-3	* Duke
3-22	H	W	14-2	Howard
3-23	H	W	17-4	Howard
3-24	H	L	2-7	Ohio State



JIMMY KEY HAD A TEAM-HIGH 94 STRIKEOUTS IN 1982, LEADING THE TIGERS TO A 10-2 ACC RECORD.

ALL-TIME RESULTS

3-25	H	W	7-1	Ohio State
3-27	H	W	7-2	Francis Marion
3-28	A	L	6-7	Winthrop
3-29	A	L	3-10	Western Carolina
3-31	H	W	17-4	* Georgia Tech
4-1	H	L	1-8	Florida State
4-2	H	L ⁽⁷⁾	6-7	Florida State
4-3	H	W	10-7	* North Carolina
4-4	H	L	13-16	* N.C. State
4-6	A	L	10-11	Georgia
4-7	A	W	10-2	* Georgia Tech
4-11	H	W	4-1	South Carolina
4-12	H	L	4-5	South Carolina
4-13	H	L	5-8	Georgia
4-15	H	W	15-2	* Maryland
4-16	H	W ⁽¹³⁾	4-3	* Maryland
4-17	H	W	9-1	* Virginia
4-18	H	W	18-6	* Virginia
4-21	N1	W	10-9	+ Duke
4-22	N1	W	16-2	+ Georgia Tech
4-23	N1	L	4-6	+ Virginia
4-24	A	L	0-3	+ North Carolina
5-4	A	L	7-9	Alabama
5-5	A	L	1-7	Alabama
5-6	A	L	7-8	Alabama
5-8	A	L ⁽¹¹⁾	6-7	Auburn ⁽¹⁾
5-8	A	W	22-10	Auburn ⁽²⁾
5-9	A	L ⁽¹²⁾	0-9	^ Auburn
5-10	A	L	3-5	Troy
5-11	A	W	4-0	Troy
5-13	A	W	25-5	Georgia Southern
5-14	A	L	6-7	Georgia Southern
5-15	A	W	12-2	Georgia Southern
5-16	A	L	5-11	South Carolina
5-17	A	L	1-4	South Carolina

* - ACC game; # - no-hit game; + - ACC Tournament; ^ - forfeited game (score was 7-7 in the top of the 12th inning); N1 - Chapel Hill, NC

1983 (30-20-1 OVERALL; 6-5 ACC, 3rd)

Head Coach - Bill Wilhelm (26th Season)				
Date	Site	W-L	Score	Opponent
2-19	A	L	1-3	The Citadel
2-20	A	L	2-6	The Citadel
2-24	H	W	11-2	Winthrop
2-26	A	L	2-5	Florida
2-27	A	L	2-4	Florida
3-1	A	L ⁽¹⁴⁾	4-5	Florida State
3-2	A	T ⁽¹⁰⁾	3-3	Florida State
3-4	H	W	8-0	South Carolina
3-5	H	L	2-4	Old Dominion
3-6	H	W	9-2	* Duke
3-7	H	W	4-3	* Duke
3-8	H	L	5-6	Alabama
3-9	H	L	4-7	Alabama
3-10	H	W	8-2	Furman
3-12	A	W	20-8	Francis Marion
3-13	A	W	11-7	Wingate
3-14	A	W	3-0	North Carolina-Wilmington
3-15	A	W	12-5	North Carolina-Wilmington
3-16	A	L	4-9	North Carolina-Wilmington
3-20	A	L ⁽⁷⁾	2-5	* Maryland ⁽¹⁾
3-20	A	W ⁽⁷⁾	8-3	* Maryland ⁽²⁾
3-22	A	W	11-2	Furman
3-23	H	W	10-1	Ohio State
3-25	H	W ⁽⁷⁾	4-3	Georgia Southern ⁽¹⁾
3-25	H	W ⁽⁷⁾	1-0	Georgia Southern ⁽²⁾
3-26	H	W	8-4	* Wake Forest
3-26	H	W ⁽⁶⁾	5-4	Georgia Southern
3-29	H	W	4-2	East Tennessee State
3-30	H	W	2-0	East Tennessee State
3-31	H	W	4-2	East Tennessee State
4-3	A	L	4-6	* N.C. State
4-5	H	W ⁽⁸⁾	8-3	Western Carolina
4-6	A	W	13-7	Georgia
4-7	A	L ⁽¹⁰⁾	6-7	* Georgia Tech
4-10	H	L	4-8	* N.C. State
4-11	A	W	16-0	Erskine
4-12	A	L	5-11	Georgia
4-14	A	W	8-1	* Virginia
4-16	A	L	2-7	* Wake Forest
4-17	H	W	19-6	* Georgia Tech
4-20	N1	W	12-5	+ Virginia
4-21	N1	W	8-1	+ N.C. State
4-22	A	L	5-6	+ North Carolina
4-24	N1	W	14-7	+ Duke
4-24	A	W	5-2	+ North Carolina
4-25	A	L	1-10	+ North Carolina
4-26	H	L ⁽¹⁰⁾	3-8	South Carolina

4-27	H	W	6-3	Georgia
4-29	A	L	7-13	Western Carolina
4-30	A	W	8-1	South Carolina
5-1	A	L	3-4	South Carolina

* - ACC game; + - ACC Tournament; N1 - Chapel Hill, NC

1984 (38-17 OVERALL; 12-2 ACC, T-1st)

Head Coach - Bill Wilhelm (27th Season)				
Date	Site	W-L	Score	Opponent
2-24	A	L	11-17	Georgia Southern
2-25	A	W	10-3	Georgia Southern
2-26	A	W	10-5	Georgia Southern
2-28	H	L ⁽⁷⁾	2-5	Ball State ⁽¹⁾
2-28	H	L ⁽⁷⁾	4-5	Ball State ⁽²⁾
2-29	H	W	9-1	Ball State
3-1	H	L	3-6	Old Dominion
3-2	H	W	6-3	Old Dominion
3-3	A	W	11-4	* Duke
3-4	A	W	7-1	* Duke
3-6	H	L ⁽⁷⁾	4-7	The Citadel ⁽¹⁾
3-6	H	W ⁽⁷⁾	6-0	# The Citadel ⁽²⁾
3-7	H	W	2-1	North Carolina-Wilmington
3-8	H	L	5-8	North Carolina-Wilmington
3-9	H	W	5-4	* Maryland
3-10	H	W	5-2	* Maryland
3-11	H	L	6-9	Georgia
3-12	H	W	8-1	† Marshall
3-14	H	W ⁽⁷⁾	7-3	Marshall ⁽¹⁾
3-14	H	W	6-0	Marshall ⁽²⁾
3-15	H	W	6-2	* Virginia
3-16	H	W	7-2	* Virginia
3-17	H	L	3-7	Virginia Tech
3-18	H	W	6-2	Virginia Tech
3-19	H	W	8-0	Virginia Tech
3-21	A	L	4-8	Alabama
3-22	A	W ⁽⁷⁾	4-1	Alabama ⁽¹⁾
3-22	A	L ⁽⁷⁾	1-3	Alabama ⁽²⁾
3-23	A	W	11-4	Mississippi
3-24	A	W	4-2	Mississippi
3-25	A	W ⁽¹¹⁾	3-1	Mississippi
3-28	H	W	5-1	* Georgia Tech
3-29	H	W	13-0	Florida State
3-30	H	W	13-3	Florida State
3-31	H	L	2-5	* N.C. State
4-1	H	L	1-3	* North Carolina
4-5	H	W	5-3	Western Carolina
4-6	A	W	13-1	* Wake Forest
4-7	A	W	15-7	* N.C. State
4-8	A	W	5-1	* North Carolina
4-10	H	L	7-9	Furman
4-11	A	W	7-2	* Georgia Tech
4-12	A	L	2-9	Western Carolina
4-13	A	W	10-1	South Carolina-Aiken
4-14	H	W	9-3	* Wake Forest
4-15	A	W	6-0	Winthrop
4-16	H	W	19-0	Augusta
4-18	N1	L	5-8	+ Duke
4-19	N1	W	7-6	+ Virginia
4-20	N1	W	12-1	+ Maryland
4-21	N1	L	6-7	+ North Carolina
4-24	A	L	11-14	Georgia
4-25	H	W	5-2	Georgia
4-26	H	W	11-1	Erskine
4-28	A	W	11-5	Vanderbilt

* - ACC game; # - no-hit game; † - Wilhelm's 700th victory; + - ACC Tournament; N1 - Durham, NC

1985 (36-30-1 OVERALL; 9-4 ACC, T-1st)

Head Coach - Bill Wilhelm (28th Season)				
Date	Site	W-L	Score	Opponent
2-16	A	L ⁽¹⁰⁾	9-10	The Citadel
2-17	A	W	12-5	The Citadel
2-23	A	W ⁽⁸⁾	5-3	Valdosta State ⁽¹⁾
2-23	A	L ⁽⁷⁾	3-10	Valdosta State ⁽²⁾
2-25	A	W ⁽⁷⁾	9-0	Valdosta State ⁽¹⁾
2-25	A	W ⁽⁷⁾	6-5	Valdosta State ⁽²⁾
2-28	H	L	3-4	Charlotte
3-2	A	L ⁽⁷⁾	2-11	North Carolina-Wilmington ⁽¹⁾
3-2	A	W ⁽⁷⁾	9-4	North Carolina-Wilmington ⁽²⁾
3-3	A	L	5-8	North Carolina-Wilmington
3-5	H	W	5-0	* Duke
3-6	H	W	11-2	* Duke
3-7	H	L	4-6	Old Dominion
3-8	H	W	8-2	Old Dominion
3-9	A	W ⁽¹⁰⁾	4-3	Charlotte
3-10	A	W	11-4	Francis Marion
3-11	A	L	7-8	Campbell
3-12	A	L	6-10	East Tennessee State

3-13	A	W	15-4	East Tennessee State
3-15	A	T ⁽⁸⁾	4-4	Virginia Tech
3-16	A	L	7-14	Virginia Tech
3-17	A	L	6-20	Virginia Tech
3-18	H	W	3-1	Georgia Southern
3-19	H	W	11-4	Georgia Southern
3-20	H	W	4-3	Kentucky
3-22	H	L	3-7	Kentucky
3-23	A	W	10-9	* Wake Forest
3-24	A	W	7-4	* Wake Forest
3-25	A	W	19-10	Furman
3-26	A	L	11-14	Georgia
3-28	A	L	1-19	* Virginia
3-30	A	W ⁽⁷⁾	7-1	* Maryland ⁽¹⁾
3-30	A	W ⁽⁷⁾	6-0	* Maryland ⁽²⁾
4-1	H	W	16-8	Alabama
4-2	H	W ⁽⁸⁾	5-4	Alabama ⁽¹⁾
4-2	H	L ⁽⁷⁾	5-9	Alabama ⁽²⁾
4-3	H	W	4-2	* Georgia Tech
4-5	H	W	3-2	† North Carolina
4-6	H	W	7-1	* N.C. State
4-7	H	W	13-5	Winthrop
4-9	H	W	3-2	Appalachian State
4-10	A	L	8-9	* Georgia Tech
4-12	A	W	17-0	Davidson
4-13	A	L	3-10	* North Carolina
4-14	A	L	4-9	* N.C. State
4-17	N1	W	17-12	+ Maryland
4-18	N1	W	3-2	+ North Carolina
4-19	A	L	9-12	+ Georgia Tech
4-20	N1	W	10-8	+ Virginia
4-20	A	L	5-7	+ Georgia Tech
4-23	A	W	9-2	Western Carolina
4-24	A	L	4-11	Georgia
4-25	A	W	6-5	Erskine
4-26	A	L	2-14	South Carolina
4-27	A	L	6-11	South Carolina
4-28	A	L	5-6	South Carolina
4-29	H	W	16-5	South Carolina-Aiken
4-30	H	L	3-4	Georgia
5-10	H	L	2-5	Florida International
5-11	H	W	4-3	Florida International
5-13	H	W	13-1	^ Furman
5-14	H	L	6-12	South Carolina
5-15	H	L	6-8	South Carolina
5-16	H	L	3-8	South Carolina
5-17	N2	L	4-10	New Orleans
5-18	N2	W	12-3	New Orleans
5-19	N2	L ⁽⁸⁾	3-8	New Orleans


* - ACC game; † - Wilhelm's 750th victory; + - ACC Tournament; ^ - first-ever night game played at Clemson; N1 - Atlanta, GA; N2 - Greenville, SC

1986 (42-21 OVERALL; 9-4 ACC, 3rd)

Head Coach - Bill Wilhelm (29th Season)				
Date	Site	W-L	Score	Opponent
2-15	A	W	12-5	Coastal Carolina
2-16	A	L	3-9	Coastal Carolina
2-21	A	L	3-9	Georgia Southern
2-22	A	W	12-9	Georgia Southern
2-23	A	W ⁽¹⁰⁾	12-10	Georgia Southern
2-28	H	W	12-2	Vanderbilt
3-1	H	L	3-6	Vanderbilt
3-2	H	L	6-11	Appalachian State
3-3	H	W	13-5	The Citadel
3-4	H	W	16-5	The Citadel
3-5	H	W	5-4	Old Dominion
3-7	H	W	18-8	Francis Marion
3-8	H	L	5-7	Campbell
3-9	H	W	9-4	Winthrop
3-11	H	L	1-2	Old Dominion
3-12	H	W	15-4	* Virginia
3-15	A	W ⁽¹²⁾	8-7	New Orleans
3-16	A	L	8-11	New Orleans
3-17	A	L	7-8	New Orleans
3-18	A	W	11-7	South Alabama
3-19	A	W	10-7	South Alabama
3-21	A	L	1-5	Auburn
3-22	A	L ⁽⁷⁾	2-5	Auburn ⁽¹⁾
3-22	A	L ⁽⁷⁾	8-9	Auburn ⁽²⁾
3-23	A	W	14-11	Auburn
3-25	H	W	9-2	Illinois
3-26	H	W	6-5	Illinois
3-27	H	W	23-8	* Maryland
3-28	H	W	9-2	* Maryland
3-29	H	W	7-1	* Wake Forest
3-30	H	W	22-2	* Wake Forest
4-1	A	W	9-7	Furman
4-2	H	W	5-4	Georgia

4-4	A	W	8-0	Western Carolina
4-5	A	W	6-1	* Duke
4-6	A	W	15-1	* Duke
4-9	A	L	6-13	Georgia
4-10	H	W	18-2	Georgia
4-12	A	L	8-12	* N.C. State
4-13	A	L	8-9	* North Carolina
4-15	H	W	14-1	East Tennessee State
4-16	H	W	6-3	Furman
4-17	H	W	13-7	Western Carolina
4-18	H	W	14-7	Davidson
4-19	H	W	6-2	* North Carolina
4-20	H	L	2-6	* N.C. State
4-22	A	W	6-3	* Georgia Tech
4-24	H	W	9-7	Charlotte
4-25	H	W	16-5	South Carolina
4-26	H	W	9-5	South Carolina
4-27	H	L ⁽¹²⁾	4-9	South Carolina
5-3	A	W	14-11	South Carolina
5-4	A	L	0-5	South Carolina
5-5	A	W	7-6	† South Carolina
5-6	A	W	14-7	Augusta
5-7	H	L	0-7	* Georgia Tech
5-9	N1	L	5-6	Miami (FL)
5-10	N1	W	7-4	Miami (FL)
5-11	N1	W	9-5	Miami (FL)
5-14	N2	W ⁽¹⁴⁾	6-5	Wake Forest
5-15	N2	L	5-16	+ Georgia Tech
5-16	N2	W ⁽¹⁰⁾	7-2	+ Maryland
5-17	N2	L	4-6	+ N.C. State

ALL-TIME RESULTS



THE 1989 TIGERS WON 50 GAMES AND WERE CROWNED ACC CHAMPIONS.

5-2	A	W	5-3	South Carolina
5-3	A	W	8-7	South Carolina
5-5	A	W	8-1	* Maryland
5-6	A	W	9-7	* Maryland
5-7	A	W ⁽⁸⁾	10-8	% Duke ⁽¹⁾
5-7	A	W ⁽⁷⁾	14-5	% Duke ⁽²⁾
5-8	H	L	6-7	South Alabama
5-9	H	W	1-0	South Alabama
5-10	H	W	11-1	South Alabama
5-13	N2	W	11-4	+ Wake Forest
5-14	N2	W	9-4	+ North Carolina
5-15	N2	W	8-0	+ N.C. State
5-16	N2	L	1-7	+ Georgia Tech
5-16	N2	L	7-11	+ N.C. State
5-21	N3	W	8-0	\$ West Virginia
5-22	N3	W	6-3	\$ Seton Hall
5-23	N3	L	5-6	\$ Arkansas
5-23	N3	W	6-3	\$ Auburn
5-24	N3	L	2-4	\$ Arkansas

* - ACC game; % - not counted in ACC standings;
+ - ACC Tournament; \$ - NCAA South Regional;
^ - exhibition game (not counted in record);
† - Wilhelm's 850th victory; N1 - Chapel Hill, NC;
N2 - Greenville, SC; N3 - Huntsville, AL

1988 (54-14 OVERALL; 18-2 ACC, 1ST)

Ranked #15 by Baseball America

Ranked #21 by Collegiate Baseball

Head Coach - Bill Wilhelm (31st Season)

Date	Site	W-L	Score	Opponent
2-20	A	W	8-1	Auburn
2-21	A	L	2-5	Auburn
2-24	H	W	23-6	Charlotte
2-25	H	W	13-12	Georgia
2-27	A	W	12-1	North Carolina-Wilmington
2-28	A	W	13-2	North Carolina-Wilmington
3-1	H	W	8-4	Western Carolina
3-2	H	W	15-3	Furman
3-3	H	W	11-4	East Tennessee State
3-5	A	W	9-4	Charlotte
3-6	H	W	7-1	Appalachian State
3-7	H	W	15-2	Old Dominion
3-8	H	W	7-1	Old Dominion
3-9	H	W	10-2	Old Dominion
3-10	H	W	7-5	Liberty
3-12	H	W	9-6	* Virginia
3-14	N1	W	10-7	Long Beach State
3-15	N1	L	2-9	Brigham Young
3-16	N1	L	5-6	Washington State
3-17	A	L	10-13	Fresno State
3-18	N1	W	5-3	George Washington
3-19	N1	W ⁽⁷⁾	9-3	Oregon State

3-21	H	W ⁽⁷⁾	6-0	* Maryland ⁽¹⁾
3-21	H	W ⁽⁷⁾	5-4	* Maryland ⁽²⁾
3-22	A	L	7-8	Georgia
3-23	A	W	12-7	Furman
3-24	H	W	11-4	Ohio State
3-26	H	L ⁽⁷⁾	1-7	Ohio State ⁽¹⁾
3-26	H	W ⁽⁷⁾	4-3	Ohio State ⁽²⁾
3-27	H	W	8-4	Coastal Carolina
3-28	H	W	7-3	Coastal Carolina
4-1	H	W	5-2	* North Carolina
4-2	H	W	8-5	* North Carolina
4-3	H	W	9-8	* N.C. State
4-4	H	W	20-11	Western Carolina
4-5	H	W	11-10	^ Greenville Braves
4-6	H	W	7-3	* Georgia Tech
4-9	A	W ⁽⁷⁾	10-3	* Duke ⁽¹⁾
4-9	A	W ⁽⁷⁾	10-3	* Duke ⁽²⁾
4-10	A	W	8-7	* Wake Forest
4-13	A	W	4-2	* Georgia Tech
4-14	A	W	12-4	Western Carolina
4-15	H	W	11-3	* Duke
4-16	H	W	11-7	* Wake Forest
4-17	H	W	8-5	* Wake Forest
4-19	H	W	18-8	Tennessee
4-20	H	W	6-1	Tennessee
4-21	H	W	7-4	† Georgia Tech
4-22	H	W	7-6	South Carolina
4-23	H	L	7-11	South Carolina
4-24	H	W	8-5	South Carolina
4-30	A	W	5-2	South Carolina
5-1	A	L	6-7	South Carolina
5-2	A	W	8-3	* Virginia
5-3	A	W	6-0	* Virginia
5-6	A	L	3-6	* N.C. State
5-7	A	L	8-9	* N.C. State
5-8	A	W	8-6	* North Carolina
5-11	N2	W	9-1	+ Duke
5-12	N2	L	0-1	+ North Carolina
5-13	N2	W	9-0	+ Maryland
5-14	N2	W	5-4	+ North Carolina ⁽¹⁾
5-14	N2	L	6-7	+ North Carolina ⁽²⁾
5-22	N3	W	16-1	Saint John's
5-23	N3	W	6-5	Saint John's
5-26	N4	W ⁽¹⁹⁾	3-2	\$ Fordham
5-28	N4	L	1-6	\$ Rutgers
5-28	N4	W	11-1	\$ Saint John's
5-29	N4	L	7-8	\$ Kentucky

* - ACC game; ^ - exhibition game (not counted in record); † - Wilhelm's 900th victory; + - ACC Tournament; \$ - NCAA Northeast Regional; N1 - Fresno, CA; N2 - Greenville, SC; N3 - Orlando, FL; N4 - New Britain, CT

1989 (50-20 OVERALL; 13-5 ACC, 2ND)

ACC Champion

Ranked #14 by Baseball America

Ranked #14 by Collegiate Baseball

Head Coach - Bill Wilhelm (32nd Season)

Date	Site	W-L	Score	Opponent
2-18	A	W	22-5	Coastal Carolina
2-19	A	W	6-5	Coastal Carolina
2-25	H	W	4-2	Auburn
2-26	H	L	6-7	Auburn
2-28	H	W	9-8	Western Carolina
3-2	H	W	13-4	East Tennessee State
3-4	H	W	15-2	North Carolina-Wilmington
3-5	H	W	9-4	North Carolina-Wilmington
3-6	H	L ⁽¹⁰⁾	1-3	Old Dominion
3-7	H	W	6-3	Old Dominion
3-8	H	W ⁽¹⁵⁾	3-2	Old Dominion
3-10	H	W ⁽¹⁰⁾	5-4	Appalachian State
3-11	H	W	10-4	* Virginia
3-12	H	W	8-2	* Virginia
3-14	H	W	7-6	Western Carolina
3-15	H	W	3-0	Furman
3-18	H	W	16-3	* Maryland
3-19	A	W	11-0	* Wake Forest
3-20	A	W	6-2	* Wake Forest
3-24	A	W	6-4	* N.C. State
3-25	A	W	4-3	* North Carolina
3-26	A	L	0-3	* North Carolina
3-28	H	W	7-5	Seton Hall
3-29	H	W	8-5	Seton Hall
3-30	H	W	17-7	Seton Hall
3-31	H	W	7-1	South Carolina
4-1	H	W	12-6	South Carolina
4-2	H	W	9-6	South Carolina
4-3	H	W	15-4	Davidson
4-5	A	W	7-5	Tennessee
4-6	A	W	14-2	Western Carolina
4-9	H	W	6-3	* Wake Forest
4-10	H	W	12-4	Western Carolina
4-11	A	W	4-0	Furman
4-12	A	W	7-5	* Georgia Tech
4-14	A	W	8-0	* Virginia
4-16	A	L ⁽¹²⁾	4-5	* Maryland ⁽¹⁾
4-16	A	L ⁽⁵⁾	3-4	* Maryland ⁽²⁾
4-18	A	L	5-6	Georgia
4-19	H	W	16-5	* Georgia Tech
4-20	A	W	5-3	South Carolina
4-21	A	L	3-8	South Carolina
4-22	A	L	1-7	South Carolina
4-23	H	L	3-4	* North Carolina
4-25	H	W ⁽¹²⁾	3-2	Georgia
4-26	A	L	4-11	* Georgia Tech

4-28	H	L	5-11	Miami (FL)
4-29	H	L	2-10	Miami (FL)
4-30	H	W	5-4	† Miami (FL)
5-6	H	W	11-3	* N.C. State
5-7	H	W	13-6	* N.C. State
5-8	A	L	1-4	Georgia Southern
5-9	N1	W	4-1	Armstrong State
5-9	A	L ⁽⁵⁾	7-9	Georgia Southern
5-10	N1	L	3-5	Armstrong State
5-10	A	L	1-2	Georgia Southern
5-13	N2	W	8-0	+ Maryland
5-14	N2	W	9-3	+ Georgia Tech
5-15	N2	W	5-4	+ North Carolina
5-16	N2	W	9-2	+ N.C. State
5-16	N2	W	12-4	+ North Carolina
5-19	N3	L ⁽¹⁰⁾	6-8	% Arizona
5-20	N3	L	0-2	% Miami (FL)
5-21	N3	W	7-1	% New Orleans
5-22	A	W	7-0	% North Carolina
5-25	N4	W	6-2	\$ Stetson
5-26	N4	L	7-14	\$ Auburn
5-27	N4	W	13-5	\$ Stetson
5-27	N4	W	11-1	\$ Auburn
5-28	A	L	1-8	\$ Florida State

* - ACC game; % - Carolina Invitational; † - Wilhelm's 950th victory; + - ACC Tournament; \$ - NCAA Atlantic Regional; N1 - Statesboro, GA; N2 - Greenville, SC; N3 - Chapel Hill, NC; N4 - Tallahassee, FL

1990 (43-23 OVERALL; 14-6 ACC, 2ND)

Head Coach - Bill Wilhelm (33rd Season)

Date	Site	W-L	Score	Opponent
2-17	A	W	13-8	North Carolina-Wilmington
2-18	A	W	18-2	North Carolina-Wilmington
2-24	A	W	6-3	Auburn
2-25	A	W	6-0	Auburn
2-28	H	W	14-2	Western Carolina
3-4	A	W	12-9	* Duke ⁽¹⁾
3-4	A	L	3-4	* Duke ⁽²⁾
3-6	H	W	5-3	Old Dominion
3-7	H	W	6-5	Old Dominion
3-8	H	W	8-1	Old Dominion
3-9	H	W	10-4	* Wake Forest
3-10	H	L	1-3	* Wake Forest
3-11	H	W	11-8	* Wake Forest
3-12	H	W	13-0	Marshall
3-13	H	W	7-3	Marshall
3-14	H	W	16-2	Marshall
3-17	H	W ⁽⁷⁾	10-1	* Maryland ⁽¹⁾
3-17	H	W ⁽⁷⁾	7-1	* Maryland ⁽²⁾
3-18	H	W	8-1	* Maryland
3-19	H	W	12-6	Ohio
3-20	H	W	6-4	Ohio
3-22	A	L	2-9	Miami (FL)
3-23	A	L	5-11	Miami (FL)
3-24	A	L	1-2	Miami (FL)
3-27	H	L ⁽⁷⁾	2-11	Coastal Carolina ⁽¹⁾
3-27	H	W ⁽⁷⁾	1-0	Coastal Carolina ⁽²⁾
3-28	A	L	8-9	Georgia
3-31	N1	W	6-0	South Carolina
4-1	H	W ⁽¹¹⁾	6-5	South Carolina
4-2	H	W	9-0	South Carolina
4-3	H	W	11-4	East Tennessee State
4-4	A	W	10-2	Furman
4-6	A	L	8-10	* North Carolina
4-7	A	L	3-9	* North Carolina
4-8	A	L	10-11	* North Carolina
4-10	H	W ⁽⁷⁾	2-1	Appalachian State
4-11	H	W	17-6	Furman
4-12	A	L	2-21	South Carolina
4-13	H	W	6-3	* N.C. State
4-14	H	W	20-4	* N.C. State
4-15	H	W	6-5	* N.C. State
4-17	H	W	13-0	Georgia Southern
4-18	H	L	6-9	Georgia Southern
4-20	A	W	12-6	* Virginia
4-21	A	W	19-3	* Virginia
4-22	A	W	8-0	* Virginia
4-24	H	L	5-7	Tennessee
4-25	H	W	14-2	Tennessee
4-27	A	W	14-12	* Georgia Tech
4-28	H	L	3-8	* Georgia Tech
4-29	A	W	17-10	† Georgia Tech
5-6	A	L	4-5	South Carolina ⁽¹⁾
5-6	A	L ⁽⁷⁾	3-7	South Carolina ⁽²⁾
5-8	A	W	15-3	Tennessee
5-10	H	W	8-4	Campbell
5-12	N1	W	13-3	+ Duke
5-13	N1	W	7-3	+ Virginia

ALL-TIME RESULTS

5-14	N1	L	1-3	+ North Carolina
5-15	N1	L	5-6	+ N.C. State
5-18	N2	L	0-1	% Southern California
5-19	N2	L	2-5	% Fresno State
5-20	N2	W	9-1	% Arizona
5-21	A	L	2-11	The Citadel
5-25	N3	L	6-9	\$ Creighton
5-26	N3	W	8-5	\$ Texas-Arlington
5-27	N3	L	3-4	\$ Creighton

* - ACC game; † - Wilhelm's 1,000th victory; ++ - ACC Tournament; % - Carolina Invitational; \$ - NCAA Central Regional; N1 - Greenville, SC; N2 - Chapel Hill, NC; N3 - Austin, TX

1991 (60-10 OVERALL; 18-3 ACC, 1ST)

ACC Champion

College World Series Participant

Ranked #4 by Baseball America

Ranked #8 by Collegiate Baseball

Head Coach - Bill Wilhelm (34th Season)

Date	Site	W-L	Score	Opponent
2-16	A	W	10-4	Georgia Southern
2-17	A	W	16-3	Georgia Southern
2-23	H	W	6-4	Auburn
2-24	H	W	7-3	Auburn
2-25	H	W	13-0	East Tennessee State
2-28	N1	W	6-0	% Oklahoma State
3-2	N1	L	8-13	% Louisiana-Lafayette
3-2	A	W	14-3	% Nevada-Las Vegas
3-3	N1	W	17-5	% Louisiana-Lafayette
3-7	H	W	9-0	Augusta
3-9	A	L ⁽⁷⁾	10-11	* Wake Forest ⁽¹⁾
3-9	A	W ⁽⁷⁾	13-7	* Wake Forest ⁽²⁾
3-10	A	W	11-5	* Wake Forest
3-15	H	W	5-2	* Virginia
3-16	H	W	15-1	* Virginia
3-17	H	W	12-8	* Virginia
3-19	A	W	23-7	Coastal Carolina
3-20	A	W	10-3	Coastal Carolina
3-21	A	W	11-7	Coastal Carolina
3-22	A	L	4-12	South Carolina
3-23	A	L	10-11	South Carolina
3-24	A	W	5-3	South Carolina
3-26	H	W	10-0	The Citadel
3-27	H	W	12-3	The Citadel
3-28	H	W ⁽⁷⁾	7-5	South Carolina
3-30	H	W	12-1	Columbus ⁽¹⁾
3-30	H	W	2-1	Columbus ⁽²⁾
3-31	A	L	7-9	Western Carolina
4-2	H	W	16-6	Furman
4-3	H	W	13-3	Western Carolina
4-4	H	W	10-1	South Carolina
4-5	H	W	15-6	* North Carolina
4-6	H	W ⁽¹²⁾	6-5	* North Carolina
4-7	H	W	6-2	* North Carolina
4-8	H	W ⁽⁹⁾	5-0	Winthrop
4-9	H	W	4-3	Georgia
4-10	A	W	9-1	Georgia
4-12	A	W	14-3	* N.C. State
4-13	A	L	7-8	* N.C. State
4-14	A	W	16-6	* N.C. State
4-16	H	W	10-5	Appalachian State
4-17	H	W	13-0	Appalachian State
4-19	A	W	11-4	* Maryland
4-20	A	W	7-2	* Maryland
4-21	A	W	17-2	* Maryland
4-23	A	W	8-3	Furman
4-24	H	W	11-8	Georgia
4-25	H	W	7-6	South Carolina
4-26	H	W ⁽¹⁰⁾	9-8	* Georgia Tech
4-27	A	W	8-0	† * Georgia Tech
4-28	H	L	6-11	* Georgia Tech
5-5	H	W	17-4	* Duke
5-6	H	W ⁽⁷⁾	3-2	* Duke
5-7	H	W	6-4	* Duke
5-8	A	L	1-11	Tennessee
5-9	A	W	6-3	Tennessee
5-11	N2	W	13-1	+ Maryland
5-12	N2	W	7-2	+ Wake Forest
5-13	N2	W	6-5	+ Georgia Tech
5-14	N2	W ⁽¹¹⁾	7-4	+ Virginia
5-14	N2	W	24-8	+ Georgia Tech
5-17	H	W	7-2	Furman
5-18	H	W ⁽⁸⁾	8-0	Furman
5-19	H	W	21-1	Furman
5-23	N3	W	13-5	\$ Princeton
5-24	N3	W	8-3	\$ Villanova
5-25	N3	W	10-9	\$ Mississippi State
5-26	A	W	13-5	\$ Maine

6-1	N4	L	4-8	! Creighton
6-3	N4	L	11-12	! Long Beach State

* - ACC game; % - UNLV Desert Classic; † - Wilhelm's 1,050th victory; + - ACC Tournament; \$ - NCAA Northeast Regional; ! - College World Series; N1 - Las Vegas, NV; N2 - Greenville, SC; N3 - Orono, ME; N4 - Omaha, NE

1992 (50-14 OVERALL; 19-5 ACC, 1ST)

Ranked #7 by Baseball America

Ranked #10 by Collegiate Baseball

Head Coach - Bill Wilhelm (35th Season)

Date	Site	W-L	Score	Opponent
2-16	H	W	7-0	Eastern Kentucky ⁽¹⁾
2-16	H	W	22-0	Eastern Kentucky ⁽²⁾
2-19	H	W	6-0	Western Carolina
2-21	H	W	15-1	Tampa
2-22	H	W	16-5	Tampa ⁽¹⁾
2-22	H	W	3-0	Tampa ⁽²⁾
2-29	A	W	4-3	Auburn
3-1	A	W	9-3	Auburn
3-3	H	W	1-0	Winthrop
3-5	H	W	20-2	Furman
3-7	H	W ⁽⁷⁾	7-2	* Wake Forest ⁽¹⁾
3-7	H	W ⁽⁸⁾	2-1	* Wake Forest ⁽²⁾
3-8	H	W	7-5	* Wake Forest
3-9	H	W	2-1	Coastal Carolina
3-10	H	W	12-2	Coastal Carolina
3-13	H	W	15-3	* Maryland
3-14	H	W	10-1	* Maryland
3-15	H	L	9-10	* Maryland
3-17	A	W	15-7	* Duke
3-18	A	W	9-1	* Duke
3-19	A	L	1-2	* Duke
3-20	A	W	8-6	* Virginia
3-21	A	W	5-3	* Virginia
3-22	A	W	8-2	* Virginia
3-23	H	L	3-7	Ohio
3-24	H	W	10-2	Ohio
3-26	A	L	6-8	South Carolina
3-27	H	W	10-4	* Florida State
3-28	H	W	12-0	* Florida State
3-29	H	W	14-0	* Florida State
3-31	A	W	8-4	Georgia
4-1	H	L	2-3	Georgia
4-2	N1	W ⁽¹¹⁾	12-11	Winthrop
4-3	A	W	10-4	* North Carolina
4-4	A	W	7-1	* North Carolina
4-5	A	W	12-5	* North Carolina
4-7	H	W ⁽⁷⁾	10-5	Georgia Southern ⁽¹⁾
4-7	H	W ⁽⁷⁾	7-2	Georgia Southern ⁽²⁾
4-8	H	W	5-3	† South Carolina
4-10	H	W	6-2	* N.C. State
4-11	H	L	3-6	* N.C. State
4-12	H	W	3-2	* N.C. State
4-14	A	L	3-4	Tennessee
4-15	A	W	8-2	Tennessee
4-19	H	W	5-3	Appalachian State
4-20	H	W	7-5	Appalachian State
4-21	H	W	10-9	South Carolina
4-22	A	W	9-1	Georgia
4-24	A	L	2-6	* Georgia Tech
4-25	A	L ⁽¹⁰⁾	6-7	* Georgia Tech
4-26	A	W	5-4	* Georgia Tech
5-2	A	W	8-1	North Carolina-Wilmington
5-3	A	L	1-5	North Carolina-Wilmington
5-4	A	W	10-2	Georgia Southern
5-5	A	W	7-1	Georgia Southern
5-9	N2	W ⁽¹⁰⁾	3-2	+ Virginia
5-11	N2	W	5-2	+ Florida State
5-12	N2	L	1-11	+ N.C. State
5-12	N2	W	5-4	+ Georgia Tech
5-13	N2	W	11-0	+ Florida State
5-13	N2	L	3-7	+ N.C. State
5-21	N3	W	8-4	\$ Yale
5-22	N3	L	5-6	\$ California-Los Angeles
5-23	N3	L	6-7	\$ Oklahoma

* - ACC game; † - Wilhelm's 1,100th victory; + - ACC Tournament; \$ - NCAA Midwest Regional; N1 - Fort Mill, SC; N2 - Greenville, SC; N3 - Starkville, MS

1993 (45-20 OVERALL; 11-11 ACC, 5TH)

ACC Champion

Ranked #17 by Baseball America

Ranked #17 by Collegiate Baseball

Head Coach - Bill Wilhelm (36th Season)

Date	Site	W-L	Score	Opponent
2-20	H	W	9-6	Auburn
2-23	H	W	13-2	Appalachian State

2-24	H	W	11-6	Winthrop
2-27	H	L	6-7	* Duke
2-28	H	W	16-7	* Duke
3-1	H	L	4-13	* Duke
3-2	H	W	7-5	North Carolina-Wilmington ⁽¹⁾
3-2	H	W	9-2	North Carolina-Wilmington ⁽²⁾
3-6	A	L ⁽⁷⁾	1-3	* Wake Forest ⁽¹⁾
3-6	A	W ⁽⁷⁾	4-1	* Wake Forest ⁽²⁾
3-7	A	W	8-5	* Wake Forest
3-9	H	W ⁽¹¹⁾	6-5	Coastal Carolina
3-10	H	W	8-3	Coastal Carolina
3-12	H	W	15-1	* Virginia
3-15	N1	L	0-5	% Nebraska
3-16	N1	L	6-10	% Saint John's
3-17	N1	W	8-7	% Missouri State
3-18	N1	W	5-0	% Texas Tech
3-19	N1	L	0-3	% Kansas State
3-20	N1	W ⁽¹¹⁾	5-4	% Missouri State
3-24	H	W ⁽⁷⁾	10-7	Georgia Southern ⁽¹⁾
3-24	H	W ⁽⁷⁾	4-1	Georgia Southern ⁽²⁾
3-26	H	L	2-12	Ohio
3-27	H	W ⁽⁷⁾	5-2	Ohio
3-28	H	W	21-1	Ohio
3-30	H	W	11-4	Furman
3-31	A	W	6-2	Georgia
4-2	H	W	7-2	* North Carolina
4-3	H	L	5-10	* North Carolina
4-4	H	W	4-3	* North Carolina
4-6	H	W	17-3	South Carolina
4-7	A	W	9-8	South Carolina
4-9	A	W	4-1	* N.C. State
4-10	A	L	5-20	* N.C. State
4-11	A	L	12-13	* N.C. State
4-13	A	W	12-2	Western Carolina
4-14	H	W	8-6	Georgia
4-15	H	W	8-1	Western Carolina
4-17	A	W	6-2	* Maryland
4-18	N2	L	4-8	* Maryland
4-19	A	W	22-4	* Maryland
4-20	A	W	17-2	Furman
4-21	H	W ⁽¹¹⁾	8-7	South Carolina
4-23	H	L	0-11	* Georgia Tech
4-24	H	L	5-10	* Georgia Tech
4-25	H	L	0-6	* Georgia Tech
5-2	A	W	17-1	Winthrop
5-4	H	W	10-3	Tennessee
5-5	H	W	4-2	Tennessee
5-7	A	W	7-6	* Florida State
5-8	A	L ⁽¹⁰⁾	3-4	* Florida State
5-9	A	W	5-1	* Florida State
5-11	H	L	2-4	Georgia
5-12	A	L	5-8	South Carolina
5-13	H	W	12-5	Charlotte

5-15	N3	W	4-2	+ Duke
5-16	N3	W	6-1	+ Florida State
5-17	N3	W	9-8	+ Georgia Tech
5-18	N3	W	7-4	+ North Carolina
5-18	N3	L	5-7	+ Florida State
5-19	N3	W	11-7	+ N.C. State
5-28	N4	W	7-3	\$ Rutgers
5-29	N4	W	10-3	\$ Fresno State
5-30	N4	L	4-11	\$ Fresno State
5-31	N4	L	1-9	\$ Kansas

* - ACC game; % - Pepsi/Johnny Quik Best-of-the-West Tournament; + - ACC Tournament; \$ - NCAA Midwest Regional; N1 - Fresno, CA; N2 - Baltimore, MD; N3 - Greenville, SC; N4 - Knoxville, TN

1994 (57-18 OVERALL; 20-4 ACC, 1ST)

ACC Champion


Ranked #4 by Baseball America

Ranked #9 by Collegiate Baseball

Ranked #9 by USA Today

Head Coach - Jack Leggett (1st Season)

Date	Site	W-L	Score	Opponent
2-12	H	W	3-1	Western Carolina ⁽¹⁾
2-12	H	W	4-1	Western Carolina ⁽²⁾
2-13	H	W ⁽¹³⁾	6-5	Western Carolina
2-19	H	W	14-1	Tennessee
2-20	H	W	4-2	Tennessee
2-24	N1	L	5-11	% Fresno State
2-24	A	W	11-6	% Nevada-Las Vegas
2-25	N1	W	13-3	% Rice
2-26	N1	L	3-12	% Rice
2-27	N1	W ⁽¹⁰⁾	13-8	% Fresno State
3-3	H	W	11-4	Furman
3-4	H	W	5-4	* Wake Forest
3-5	H	W	5-4	* Wake Forest
3-6	H	W	8-6	* Wake Forest
3-7	H	W	14-2	North Carolina-Wilmington
3-8	H	W ⁽¹³⁾	8-7	North Carolina-Wilmington
3-9	A	W	9-2	Georgia
3-11	H	W	7-5	* Maryland
3-12	H	W	18-2	* Maryland
3-13	H	W	6-5	* Maryland
3-15	H	W	4-1	New Hampshire
3-16	H	L	4-7	South Carolina
3-18	A	W	6-1	Hawaii-Hilo
3-19	A	W	13-5	Hawaii-Hilo ⁽¹⁾
3-19	A	W	10-3	Hawaii-Hilo ⁽²⁾
3-21	N2	L	2-9	^ Oregon State
3-22	N2	L	2-9	^ Lewis-Clark State
3-23	A	W	7-3	^ Hawaii
3-25	N2	W ⁽⁷⁾	3-2	^ Washington
3-25	N2	W ⁽⁷⁾	3-1	^ Grand Canyon
3-26	N2	L ⁽¹¹⁾	1-2	^ Washington



PAXTON BRILEY WAS FIFTH IN THE NATION IN ERA (1.69) IN 1992.



ALL-TIME RESULTS

3-27	N2	W	9-0	^ Grand Canyon
3-29	H	W	7-5	Georgia Southern
3-30	H	L	2-3	Georgia Southern
4-1	A	W	3-2	* Virginia
4-2	A	W	11-6	* Virginia
4-3	A	W	11-4	* Virginia
4-5	H	W	6-3	Georgia
4-6	A	W	7-2	South Carolina
4-8	H	W ⁽¹⁰⁾	10-8	* N.C. State
4-9	H	W	9-5	* N.C. State
4-10	H	W ⁽¹⁰⁾	6-5	* N.C. State
4-12	H	W	8-2	Appalachian State
4-13	A	L ⁽¹⁷⁾	4-5	South Carolina
4-15	A	W	7-6	* Duke
4-16	A	L	7-8	* Duke
4-17	A	W	7-0	* Duke
4-18	H	W	16-6	Charleston Southern
4-19	A	W	10-6	Georgia
4-20	H	L	3-4	South Carolina
4-22	A	W	11-1	* North Carolina
4-23	A	L	0-5	* North Carolina
4-24	A	W	3-2	* North Carolina
4-26	A	W	3-2	Tennessee
4-27	A	L ⁽¹⁰⁾	1-5	Tennessee
4-29	H	W	7-5	Miami (FL)
4-30	H	L	3-6	Miami (FL)
5-1	H	W ⁽¹²⁾	9-8	Miami (FL)
5-7	H	W	5-2	* Florida State
5-8	H	W	9-5	* Florida State
5-9	H	L	3-8	* Florida State
5-10	A	W	9-7	Coastal Carolina
5-11	A	W	8-0	Coastal Carolina
5-13	A	W ⁽¹⁰⁾	9-8	* Georgia Tech
5-14	A	L	4-20	* Georgia Tech
5-15	A	W	7-4	* Georgia Tech
5-18	N3	W	7-1	+ Maryland
5-19	N3	W	17-5	+ N.C. State
5-20	N3	W	9-6	+ Georgia Tech
5-21	N3	L	4-10	+ Florida State
5-22	N3	W	4-1	+ Florida State
5-26	H	W	5-1	* The Citadel
5-27	H	L	1-8	* Notre Dame
5-28	H	W	6-1	* Old Dominion
5-28	H	L	5-11	* Auburn

* - ACC game; % - UNLV Desert Classic; ^ - Hawaii Easter Tournament; + - ACC Tournament; \$ - NCAA East Regional; N1 - Las Vegas, NV; N2 - Honolulu, HI; N3 - Greenville, SC

1995 (54-14 OVERALL; 20-4 ACC, 1ST)
College World Series Participant
Ranked #8 by Baseball America
Ranked #8 by Collegiate Baseball
Ranked #8 by USA Today
Head Coach - Jack Leggett (2nd Season)

Date	Site	W-L	Score	Opponent
2-17	N1	L	2-5	Oklahoma State
2-18	A	W	18-0	Texas-Arlington
2-19	N1	W	7-2	Arkansas State
2-24	H	W	16-2	George Mason
2-25	H	W	13-0	George Mason
2-26	H	W	9-3	George Mason
3-1	H	W	6-4	Tennessee
3-2	H	W ⁽¹⁰⁾	7-6	Tennessee
3-4	H	W	10-5	Old Dominion ⁽¹⁾
3-4	H	W	12-6	Old Dominion ⁽²⁾
3-5	H	W	7-1	Old Dominion
3-7	H	W	5-0	James Madison
3-8	H	W	16-6	James Madison
3-10	H	W	10-0	* Duke
3-11	H	W	8-4	* Duke
3-12	H	W	9-1	* Duke
3-14	A	W	5-2	Western Carolina
3-15	H	W	11-0	Appalachian State
3-17	A	W	10-7	* Wake Forest
3-18	A	W	4-3	* Wake Forest
3-19	A	W	10-5	* Wake Forest
3-21	A	W	9-7	Old Dominion
3-22	A	W	4-2	Old Dominion
3-24	A	W ⁽¹²⁾	4-3	* Maryland
3-25	A	W	11-3	* Maryland
3-26	A	W	12-2	* Maryland
3-28	A	L	2-4	South Carolina
3-29	H	W	5-4	Western Carolina
3-31	H	W	3-2	* North Carolina
4-1	H	W	20-1	* North Carolina
4-2	H	L	8-11	* North Carolina
4-4	H	W	7-2	South Carolina
4-5	A	L	7-8	Georgia

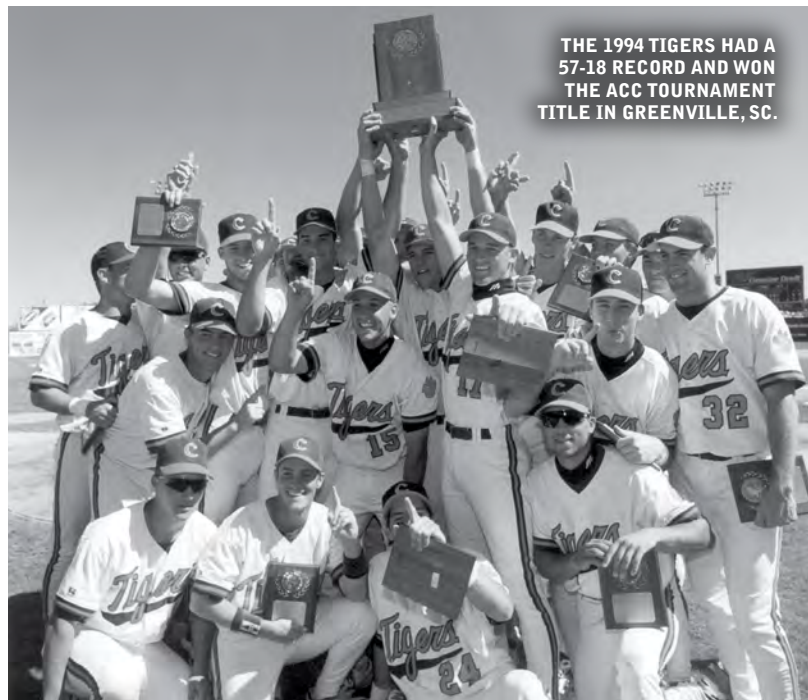
4-7	H	W	5-4	* Virginia
4-8	H	W	9-0	* Virginia
4-9	H	W	5-2	* Virginia
4-11	H	W	5-4	Georgia
4-12	H	W	11-1	South Carolina
4-14	A	W ⁽¹⁰⁾	17-15	* N.C. State
4-15	A	W	13-1	* N.C. State
4-16	A	W	13-4	* N.C. State
4-18	H	W	5-1	Coastal Carolina
4-19	H	W	7-2	Coastal Carolina
4-21	A	L	2-5	* Florida State
4-22	A	L	2-7	* Florida State
4-23	A	L	8-9	* Florida State
4-25	H	W	19-5	Furman
4-26	A	W	18-6	South Carolina
4-28	H	W	8-5	* Georgia Tech
4-29	H	W	6-1	* Georgia Tech
4-30	H	W	6-5	* Georgia Tech
5-7	A	W	7-4	Georgia Southern
5-8	A	L ⁽¹²⁾	14-15	Georgia Southern
5-12	A	L	6-7	Miami (FL)
5-13	A	W	7-5	Miami (FL)
5-14	A	L	4-8	Miami (FL)
5-17	N2	W	10-0	+ Maryland
5-18	N2	W	6-4	+ North Carolina
5-19	N2	W	11-0	+ Florida State
5-20	N2	W	16-7	+ N.C. State
5-20	N2	L	2-12	+ Florida State
5-21	N2	L	2-8	+ Florida State
5-25	H	W	8-4	* Navy
5-26	H	W	11-5	* Jacksonville
5-27	H	W	9-5	* Winthrop
5-28	H	W	7-4	* Alabama
6-3	N3	L	1-3	! Tennessee
6-5	N3	L	3-8	! Stanford

* - ACC game; + - ACC Tournament; \$ - NCAA East Regional; ! - College World Series; N1 - Arlington, TX; N2 - Greenville, SC; N3 - Omaha, NE

1996 (51-17 OVERALL; 17-7 ACC, 2ND)

College World Series Participant
Ranked #4 by Collegiate Baseball
Ranked #4 by USA Today
Ranked #5 by Baseball America
Head Coach - Jack Leggett (3rd Season)

Date	Site	W-L	Score	Opponent
2-16	H	W	4-0	South Florida
2-17	H	L	5-6	South Florida
2-18	H	L	2-7	South Florida
2-23	H	W	7-3	Maine
2-24	H	W	6-5	Maine ⁽¹⁾
2-24	H	W	5-1	Maine ⁽²⁾
2-25	H	W	6-1	Maine
2-27	A	W	8-3	Tennessee
2-28	A	W ⁽¹⁰⁾	10-4	Tennessee
3-1	H	W	11-3	Coastal Carolina
3-2	H	W	8-7	Coastal Carolina
3-3	H	W	13-4	Coastal Carolina
3-5	H	W	4-2	Western Carolina
3-8	H	W	8-4	Virginia Tech
3-9	H	W	6-2	Virginia Tech
3-10	H	W	4-0	Virginia Tech
3-12	H	W	18-2	Siena
3-13	H	W	9-3	Siena
3-16	A	L ⁽⁷⁾	4-7	* Duke ⁽¹⁾
3-16	A	L ⁽⁷⁾	0-2	* Duke ⁽²⁾
3-17	A	W	7-2	* Duke
3-20	H	W	11-3	Ohio
3-21	H	L	3-9	Ohio
3-22	H	W	4-0	* Maryland
3-23	H	W	7-0	* Maryland
3-24	H	W	16-6	* Maryland
3-28	A	W	13-3	Western Carolina
3-29	A	W	8-1	* Virginia
3-30	A	L	2-3	* Virginia
3-31	A	W	9-3	* Virginia
4-2	H	W	5-4	Georgia
4-3	A	W	4-2	South Carolina
4-5	H	W	9-1	* Wake Forest
4-6	H	W	6-0	* Wake Forest
4-7	H	L	7-8	* Wake Forest
4-9	H	W	10-4	Western Carolina
4-10	H	W	11-0	South Carolina
4-12	A	W	11-1	* North Carolina
4-13	A	W	7-5	* North Carolina
4-14	A	W	7-2	* North Carolina
4-16	A	L	2-6	Georgia
4-17	H	W	8-0	South Carolina
4-21	H	L ⁽¹⁰⁾	6-8	Georgia Southern ⁽¹⁾



THE 1994 TIGERS HAD A 57-18 RECORD AND WON THE ACC TOURNAMENT TITLE IN GREENVILLE, SC.

4-21	H	L ⁽¹⁸⁾	7-9	Georgia Southern ⁽²⁾
4-23	A	W	7-5	South Carolina
4-24	H	W	12-5	Charleston Southern
4-25	H	L	6-18	* N.C. State
4-26	H	W	14-0	* N.C. State
4-27	H	L ⁽¹⁰⁾	1-4	* N.C. State
5-4	H	W	3-0	* Florida State
5-5	H	W	2-1	* Florida State
5-6	H	W	2-0	* Florida State
5-8	H	W	13-4	Furman
5-10	A	W ⁽¹⁰⁾	9-8	* Georgia Tech
5-11	A	L	0-4	* Georgia Tech
5-12	A	W	9-2	* Georgia Tech
5-16	N1	W	6-1	+ Duke
5-16	N1	W	6-1	+ Georgia Tech
5-17	N2	L	2-4	+ Virginia
5-18	N2	L	1-2	+ Florida State
5-23	H	W	9-1	* Charleston Southern
5-24	H	W	5-1	* Old Dominion
5-25	H	W	6-3	* West Virginia
5-26	H	W	12-5	* Tennessee
5-31	N3	L	3-7	! Miami (FL)
6-2	N3	W ⁽¹⁰⁾	8-5	! Oklahoma State
6-4	N3	W	14-13	! Alabama
6-5	N3	L	5-14	! Miami (FL)

* - ACC game; + - ACC Tournament; \$ - NCAA East Regional; ! - College World Series; N1 - Chapel Hill, NC; N2 - Durham, NC; N3 - Omaha, NE

1997 (41-23 OVERALL; 13-10 ACC, 4TH)

Ranked #24 by USA Today
Head Coach - Jack Leggett (4th Season)

Date	Site	W-L	Score	Opponent
2-15	H	W	6-2	Morehead State ⁽¹⁾
2-15	H	W	9-1	Morehead State ⁽²⁾
2-16	H	W	1-0	Morehead State
2-18	H	W	7-2	Charleston Southern
2-22	H	W	7-6	Kentucky ⁽¹⁾
2-22	H	W	4-3	Kentucky ⁽²⁾
2-23	H	W	10-3	Kentucky
2-27	N1	W	8-7	% Cal State Northridge
2-28	N1	W	12-7	% Northwestern
2-28	A	L	3-4	% Nevada-Las Vegas
3-1	N1	W	10-2	% Northwestern
3-2	N1	L	5-18	% Cal State Northridge
3-4	H	W	12-5	James Madison
3-5	H	W	11-3	James Madison
3-7	H	W	17-2	Coastal Carolina
3-8	H	W	22-11	Coastal Carolina
3-9	H	W	13-3	Coastal Carolina
3-12	H	W	17-4	Appalachian State
3-14	H	W	3-2	* Virginia
3-15	H	W	6-1	* Virginia
3-16	H	W	7-3	* Virginia
3-19	A	L	3-7	Tennessee

3-21	A	L	1-13	* Maryland
3-22	A	W	17-10	* Maryland
3-23	A	L ⁽¹⁰⁾	6-7	* Maryland
3-25	A	L	4-9	Western Carolina
3-26	H	W	14-9	Western Carolina
3-28	A	L	2-11	* Wake Forest
3-29	A	W	10-9	* Wake Forest
3-30	A	W	18-7	* Wake Forest
4-1	A	L	2-3	Georgia
4-2	H	L	3-11	South Carolina
4-4	A	W	10-7	* Florida State
4-5	A	L	5-20	* Florida State
4-6	A	L ⁽¹²⁾	10-11	* Florida State
4-8	H	W	10-7	Furman
4-9	A	W	15-1	South Carolina
4-11	H	W	11-1	* Duke
4-12	H	L ⁽¹⁰⁾	3-4	* Duke
4-13	H	W	14-2	* Duke
4-15	H	W	13-5	Tennessee
4-16	H	W	12-9	South Carolina
4-18	A	L	9-16	* N.C. State
4-19	A	L	4-17	* N.C. State
4-20	A	L	7-9	* N.C. State
4-23	A	L	16-38	South Carolina
4-25	H	W	7-4	* Georgia Tech
4-26	H	L	4-19	* Georgia Tech
5-2	A	W	11-4	Davidson
5-4	H	W	17-2	* North Carolina
5-5	H	W	11-10	* North Carolina
5-6	H	W	5-4	* North Carolina
5-7	H	W	9-8	Charleston Southern
5-9	H	L	11-12	California
5-10	H	W	15-3	California
5-11	H	L	10-12	California
5-14	N2	W	8-6	+ Wake Forest
5-15	N2	W	7-4	+ Georgia Tech
5-16	N2	L	4-8	+ Florida State
5-17	N2	W ⁽¹⁰⁾	11-6	+ N.C. State
5-17	N2	L	0-10	+ Florida State
5-22	N3	W	13-9	* Nevada
5-23	N3	L	6-10	* Rice
5-24	N3	L	7-12	* Texas State

* - ACC game; % - UNLV Desert Classic; + - ACC Tournament; \$ - NCAA Central Regional; N1 - Las Vegas, NV; N2 - Saint Petersburg, FL; N3 - Lubbock, TX

1998 (43-16 OVERALL; 14-9 ACC, T-2ND)

Ranked #19 by USA Today
Ranked #21 by Baseball America
Ranked #23 by Collegiate Baseball
Head Coach - Jack Leggett (5th Season)

Date	Site	W-L	Score	Opponent
2-6	N1	W	4-2	% South Florida
2-7	N1	W	7-6	% Central Florida
2-8	N1	W	9-4	Auburn

ALL-TIME RESULTS

2-13	H	L	1-6	East Carolina
2-14	H	W	16-4	East Carolina
2-15	H	W	8-2	East Carolina
2-20	H	W	5-4	Old Dominion
2-21	H	W	11-10	Old Dominion
2-22	H	W	12-7	Old Dominion
2-26	H	W	11-7	Charlotte
2-27	H	W	13-0	North Carolina-Wilmington
2-28	H	W	19-6	North Carolina-Wilmington
3-1	H	W	6-3	North Carolina-Wilmington
3-3	H	W	6-5	Florida Atlantic
3-4	H	L	5-6	Florida Atlantic
3-6	H	W	22-4	Stetson
3-8	H	W	10-5	Stetson ⁽¹⁾
3-8	H	W ⁽⁸⁾	9-4	Stetson ⁽²⁾
3-10	H	W	17-3	Coastal Carolina
3-13	H	W	12-2	Maine
3-14	H	W	18-2	Maine ⁽¹⁾
3-14	H	W	19-11	Maine ⁽²⁾
3-17	H	W	5-1	Western Carolina
3-19	A	L	7-10	Western Carolina
3-20	H	W	5-3	* Maryland
3-21	H	W	19-6	* Maryland
3-22	H	W	15-6	* Maryland
3-25	H	W	5-0	The Citadel
3-27	H	W	10-2	* Wake Forest
3-28	H	W	6-5	* Wake Forest
3-29	H	L	2-8	* Wake Forest
3-31	H	W ⁽¹⁰⁾	5-4	Georgia
4-1	A	W	6-4	South Carolina
4-3	A	W	9-7	* Virginia
4-4	A	L	6-7	* Virginia
4-5	A	W	15-6	* Virginia
4-7	H	W	18-0	Furman
4-8	H	W	13-3	Charleston Southern
4-11	A	W	8-2	* Duke ⁽¹⁾
4-11	A	L	6-7	* Duke ⁽²⁾
4-12	A	L	2-6	* Duke
4-15	H	W	14-6	North Carolina-Asheville
4-17	H	W ⁽¹²⁾	11-10	* N.C. State
4-18	H	W	17-6	* N.C. State
4-22	A	W	9-2	Georgia
4-24	H	W	2-1	* Florida State
4-25	H	W	5-4	* Florida State
4-26	H	L	2-7	* Florida State
5-3	A	L	6-7	* Georgia Tech
5-4	A	L	7-9	* Georgia Tech
5-5	A	L	5-14	* Georgia Tech
5-9	A	L	9-12	* North Carolina ⁽¹⁾
5-9	A	W	8-1	* North Carolina ⁽²⁾
5-10	A	W	7-6	* North Carolina
5-13	N2	L	1-4	+ North Carolina
5-14	N2	L	6-10	+ Georgia Tech
5-21	H	W	12-3	\$ The Citadel
5-22	H	L ⁽¹⁶⁾	1-2	\$ South Alabama
5-23	H	L	5-8	\$ Southern California

1999 (42-27 OVERALL; 13-10 ACC, 3RD)

Ranked #13 by Collegiate Baseball				
Ranked #14 by USA Today				
Ranked #17 by Baseball America				
Head Coach - Jack Leggett (6th Season)				
Date	Site	W-L	Score	Opponent
2-12	H	W	10-7	Kansas State
2-13	H	W	10-4	Kansas State
2-14	H	W	11-3	Kansas State
2-25	N1	W	13-12	% Washington
2-26	N1	L	3-4	% Creighton
2-26	A	L ⁽¹⁰⁾	11-12	% Nevada-Las Vegas
2-27	N1	L	5-7	% Nevada
2-28	N1	W	13-10	% Creighton
3-3	H	L	15-18	The Citadel
3-5	H	L	9-10	Liberty
3-6	H	L	8-11	Liberty ⁽¹⁾
3-6	H	W	11-6	Liberty ⁽²⁾
3-10	H	W	14-6	Coastal Carolina
3-12	H	W	14-4	George Mason
3-13	H	W	13-2	George Mason ⁽¹⁾
3-13	H	W	21-0	George Mason ⁽²⁾
3-16	A	L	4-5	East Carolina
3-17	A	L	2-14	East Carolina
3-19	A	W	8-6	* Maryland
3-20	A	W	9-2	* Maryland
3-23	H	W	17-5	Georgia
3-24	H	W	12-4	Wofford
3-26	A	L	1-5	* Wake Forest

3-27	A	L	6-11	* Wake Forest
3-28	A	L	2-10	* Wake Forest
3-30	A	W	7-6	Georgia
4-1	H	W	18-1	East Tennessee State
4-2	N2	L	3-5	Miami (FL)
4-3	N2	W	7-5	Miami (FL)
4-4	N2	L	11-14	Miami (FL)
4-6	A	L ⁽¹⁰⁾	8-9	Western Carolina
4-7	H	W	16-11	Western Carolina
4-9	A	L	0-8	* Florida State
4-10	A	W	8-4	* Florida State
4-11	A	L	3-5	* Florida State
4-13	H	W	12-9	Furman
4-14	A	W	8-7	South Carolina
4-16	H	W	18-1	* Duke
4-17	H	L ⁽¹⁰⁾	3-5	* Duke
4-18	H	W	7-5	* Duke
4-21	H	W	5-4	South Carolina
4-23	H	W	24-4	* Georgia Tech
4-24	H	W	13-8	* Georgia Tech
4-25	H	W	6-5	* Georgia Tech
5-1	H	L	3-9	* Virginia ⁽¹⁾
5-1	H	W ⁽¹¹⁾	5-4	* Virginia ⁽²⁾
5-2	H	W	12-5	* Virginia
5-4	H	W ⁽¹⁰⁾	11-10	Western Carolina
5-7	H	W	14-2	Winthrop
5-8	H	L	2-4	Coastal Carolina
5-9	H	W	20-7	* North Carolina
5-10	H	W	5-4	* North Carolina
5-11	H	L	5-7	* North Carolina
5-14	A	L	9-19	* N.C. State
5-15	A	L	4-7	* N.C. State
5-16	A	W	7-4	* N.C. State
5-19	N3	W	7-6	+ N.C. State
5-20	N3	L	3-6	+ Wake Forest
5-21	N3	W	7-6	+ Maryland
5-22	N3	W	8-7	+ Florida State
5-22	N3	L	5-9	+ Wake Forest
5-28	N4	L	5-23	\$ Missouri State
5-29	N4	W	17-3	\$ Delaware
5-29	A	W	12-4	\$ Arkansas
5-30	N4	W	8-7	\$ Missouri State ⁽¹⁾
5-30	N4	W	7-5	\$ Missouri State ⁽²⁾
6-4	A	L	3-20	† Texas A&M
6-5	A	W	10-3	† Texas A&M
6-6	A	L	4-5	† Texas A&M

2000 (51-18 OVERALL; 17-7 ACC, 2ND)

College World Series Participant				
Ranked #5 by USA Today				
Ranked #6 by Collegiate Baseball				
Ranked #7 by Baseball America				
Head Coach - Jack Leggett (7th Season)				
Date	Site	W-L	Score	Opponent
1-28	N1	W	3-1	% Rice
1-29	N1	W	4-0	% Miami (FL)
1-30	N1	L	0-5	% Central Florida
2-18	H	W	5-0	Old Dominion
2-19	H	W	3-1	Old Dominion
2-20	H	W	10-2	Old Dominion
2-25	H	W	5-1	James Madison
2-26	H	W	12-4	James Madison
2-27	H	W	5-3	James Madison
3-1	H	W	4-3	Coastal Carolina
3-3	H	W	8-0	Nevada-Las Vegas
3-4	H	W	5-3	Nevada-Las Vegas
3-5	H	L	3-4	Nevada-Las Vegas
3-8	H	W	10-6	William & Mary
3-10	H	W	9-4	Ohio ⁽¹⁾
3-10	H	W	6-1	Ohio ⁽²⁾
3-11	H	W	16-2	Ohio
3-14	H	W	7-0	East Carolina
3-15	H	L	4-12	East Carolina
3-17	H	W	8-6	* Maryland
3-18	H	W	9-3	* Maryland ⁽¹⁾
3-18	H	W	11-2	* Maryland ⁽²⁾
3-22	H	W	14-2	Charlotte
3-24	H	W	9-3	The Citadel
3-25	H	W	7-5	The Citadel
3-26	H	W	6-3	The Citadel
3-29	A	L	6-10	Georgia
3-31	A	L	0-6	* North Carolina
4-1	A	W	10-2	* North Carolina
4-2	A	L	2-5	* North Carolina

4-4	H	W	11-7	Western Carolina
4-5	H	W	3-2	Furman
4-7	H	L	1-5	* N.C. State
4-8	H	W	9-0	* N.C. State
4-9	H	W	8-4	* N.C. State
4-11	H	W	9-7	Georgia
4-12	H	L	3-6	South Carolina
4-15	H	W ⁽¹⁵⁾	6-5	* Wake Forest ⁽¹⁾
4-15	H	W	5-4	* Wake Forest ⁽²⁾
4-16	H	L	4-6	* Wake Forest
4-18	H	W	17-5	Elon
4-19	A	L ⁽¹²⁾	8-9	South Carolina
4-21	A	W	8-5	* Duke
4-22	A	W	8-5	* Duke
4-23	A	W	12-8	* Duke
4-26	N2	W	13-4	Western Carolina
4-28	A	L	4-7	* Georgia Tech
4-29	A	L	7-9	* Georgia Tech
4-30	A	W	13-12	* Georgia Tech
5-6	H	W	8-7	* Florida State
5-7	H	W	5-4	* Florida State
5-8	H	W	7-4	* Florida State
5-11	A	L	4-6	Liberty
5-13	A	W	9-7	* Virginia ⁽¹⁾
5-13	A	L	0-11	* Virginia ⁽²⁾
5-14	A	W	20-9	* Virginia
5-17	N3	W	9-5	+ Virginia
5-18	N3	W	8-4	+ Florida State
5-19	N3	L	8-9	+ Georgia Tech
5-20	N3	W	12-5	+ Virginia
5-20	N3	L	4-8	+ Georgia Tech
5-26	H	W	4-0	\$ Middle Tennessee
5-27	H	W	9-3	\$ Illinois
5-28	H	W	21-3	\$ Middle Tennessee
6-2	H	W	11-4	† Mississippi State
6-3	H	W	9-4	† Mississippi State
6-9	N4	W	10-6	! San Jose State
6-11	N4	L	4-10	! Stanford
6-14	N4	L	4-5	! Louisiana-Lafayette

2001 (41-22 OVERALL; 17-7 ACC, 2ND)

Ranked #13 by Collegiate Baseball				
Ranked #14 by USA Today				
Ranked #17 by Baseball America				
Head Coach - Jack Leggett (8th Season)				
Date	Site	W-L	Score	Opponent
2-16	H	L	5-10	Richmond
2-17	H	W	14-4	Richmond
2-18	H	W	7-3	Richmond
2-22	A	W	10-6	% Nevada-Las Vegas
2-23	N1	W	9-5	% Oregon State
2-23	A	L	6-14	% Nevada-Las Vegas
2-24	N1	L	9-10	% Oregon State
2-25	N1	W ⁽⁷⁾	13-2	% Oregon State
2-28	H	W	7-4	Furman
3-3	H	L	8-21	South Carolina
3-4	A	W	7-4	South Carolina
3-7	H	W	5-3	College of Charleston
3-10	H	W	5-2	Ohio
3-11	H	W	17-4	Ohio
3-13	H	L ⁽¹⁰⁾	9-12	Georgia Southern
3-14	H	W	9-3	Georgia Southern
3-16	A	W	8-6	* Maryland
3-17	A	W	9-6	* Maryland
3-18	A	W	7-0	* Maryland
3-20	A	W	11-1	Old Dominion
3-21	A	L	8-10	Old Dominion
3-23	A	W ⁽¹²⁾	4-1	* Wake Forest
3-24	A	L	3-12	* Wake Forest
3-25	A	W	9-1	* Wake Forest
3-27	H	W	6-0	Wofford
3-28	A	L	4-8	Georgia
3-30	H	W	24-3	New York Tech
3-31	H	W	13-0	New York Tech ⁽¹⁾
3-31	H	W	14-0	New York Tech ⁽²⁾
4-4	H	L	4-8	Winthrop
4-6	A	L	4-7	* Florida State
4-7	A	L	6-7	* Florida State
4-8	A	L	1-6	* Florida State
4-10	H	L	5-10	Coastal Carolina
4-11	H	W ⁽¹¹⁾	8-7	Coastal Carolina
4-13	H	W	10-2	* Duke
4-14	H	W	10-1	* Duke
4-15	H	W	6-4	* Duke

4-17	H	W	10-4	Georgia
4-18	A	L	3-9	South Carolina
4-20	H	W	3-0	* Georgia Tech
4-21	H	W	5-1	* Georgia Tech
4-22	H	L	3-5	* Georgia Tech
4-24	H	W	8-2	Western Carolina
4-25	H	L	1-2	South Carolina
4-27	H	W	6-3	* North Carolina
4-28	H	W ⁽¹⁰⁾	10-9	* North Carolina
4-29	H	L	0-4	* North Carolina
5-5	A	W	7-6	* N.C. State ⁽¹⁾
5-5	A	L	3-4	* N.C. State ⁽²⁾
5-6	A	W	10-2	* N.C. State
5-9	A	W ⁽¹¹⁾	9-6	Furman
5-12	H	W	8-1	* Virginia ⁽¹⁾
5-12	H	W	17-1	* Virginia ⁽²⁾
5-13	H	W	5-4	* Virginia
5-16	N2	L	3-7	+ Virginia
5-17	N2	W	7-6	+ North Carolina
5-18	N2	L	4-5	+ Florida State
5-25	H	W	4-1	\$ William & Mary
5-26	H	W	24-4	\$ Seton Hall
5-27	H	W	8-2	\$ Seton Hall
6-1	A	L	8-10	† Miami (FL)
6-2	A	L	6-14	† Miami (FL)

* - ACC game; % - UNLV/Coors Desert Classic;
+ - ACC Tournament; \$ - NCAA Clemson Regional;
† - NCAA Coral Gables Super Regional; N1 - Las Vegas, NV; N2 - Fort Mill, SC

2002 (54-17 OVERALL; 16-8 ACC, 4TH)

College World Series Participant				
Ranked #3 by Baseball America				
Ranked #3 by Collegiate Baseball				
Ranked #3 by USA Today				
Head Coach - Jack Leggett (9th Season)				
Date	Site	W-L	Score	Opponent
2-22	H	W	7-4	Auburn
2-23	H	W	8-5	Auburn
2-24	H	W	6-5	Auburn
3-1	A	W	14-6	College of Charleston
3-2	A	W	9-7	South Carolina
3-3	H	W ⁽¹⁰⁾	11-10	South Carolina
3-6	H	W	12-1	College of Charleston
3-8	H	W	5-3	Purdue
3-9	H	W	9-6	Purdue
3-10	H	W	4-2	Purdue
3-12	H	W	20-8	Georgia Southern
3-13	H	W	9-2	Georgia Southern
3-15	H	W	13-1	South Alabama
3-16	H	L	4-6	South Alabama
3-17	H	W	11-3	South Alabama
3-19	H	W	23-5	North Carolina-Asheville
3-21	H	W	8-0	Maine
3-22	H	W	13-0	Maine
3-23	H	W	8-3	Maine
3-26	H	W	19-1	Coastal Carolina
3-27	H	W	6-2	Coastal Carolina
3-29	H	W	13-6	* Maryland
3-30	H	W	16-7	* Maryland
3-31	H	W	7-2	* Maryland
4-2	H	W	7-1	East Tennessee State
4-3	H	W	6-4	Winthrop
4-5	H	W	6-4	* N.C. State
4-6	H	L	0-3	* N.C. State
4-7	H	W	10-2	* N.C. State
4-9	A	L	4-5	Georgia
4-10	H	W	6-5	Georgia
4-12	A	W ⁽¹⁰⁾	11-7	* North Carolina
4-13	A	W	4-2	* North Carolina
4-14	A	L	5-12	* North Carolina
4-16	H	W	13-9	Western Carolina
4-17	H	L	6-8	South Carolina
4-19	A	W	5-3	* Duke
4-20	A	W	4-1	* Duke
4-21	A	W	2-1	* Duke
4-23	H	W	18-7	Furman
4-24	A	W	4-1	South Carolina
4-26	H	L	2-4	* Wake Forest
4-27	H	W	5-3	* Wake Forest
4-28	H	W	4-0	* Wake Forest
5-4	A	W	12-9	* Georgia Tech
5-5	A	L	6-15	* Georgia Tech
5-6	A	L	0-11	* Georgia Tech
5-8	H	W	9-2	Wofford
5-9	H	L	6-8	Elon
5-11	A	W	15-4	* Virginia
5-12	A	W	15-2	* Virginia
5-13	A	W	5-3	* Virginia

ALL-TIME RESULTS

5-15	A	W	12-4	Western Carolina
5-17	H	L	3-9	*Florida State
5-18	H	L	3-12	*Florida State
5-19	H	L	3-9	*Florida State
5-22	N1	W	10-0	+ Georgia Tech
5-23	N1	L	4-9	+ Florida State
5-24	N1	W	5-3	+ N.C. State
5-25	N1	W	8-6	+ Wake Forest
5-25	N1	L	1-4	+ Florida State
5-31	H	W	15-1	\$ Georgia Southern
6-1	H	W	4-2	\$ East Carolina
6-2	H	W	21-1	\$ East Carolina
6-7	H	L	6-9	† Arkansas
6-8	H	W	8-7	† Arkansas
6-9	H	W	7-4	† Arkansas
6-14	N2	W	11-10	! Nebraska
6-16	N2	W	9-7	! Georgia Tech
6-19	N2	L	4-12	! South Carolina
6-21	N2	L	2-10	! South Carolina

* - ACC game; + - ACC Tournament; \$ - NCAA Clemson Regional; † - NCAA Clemson Super Regional; ! - College World Series; N1 - Saint Petersburg, FL; N2 - Omaha, NE

2003 (39-22 OVERALL; 15-9 ACC, T-3RD)

Head Coach - Jack Leggett (10th Season)

Date	Site	W-L	Score	Opponent
2-22	A	L	1-8	Auburn ⁽¹⁾
2-22	A	W	11-8	Auburn ⁽²⁾
2-23	A	L	3-7	Auburn
2-26	H	W ⁽⁰⁾	5-0	Charleston Southern
3-1	H	W	8-0	South Carolina
3-2	A	L	4-6	South Carolina
3-4	H	W	5-4	Winthrop
3-5	H	W	6-2	College of Charleston
3-6	H	W	6-2	^ Chukyo
3-7	H	W	2-0	Old Dominion
3-8	H	W	5-1	Old Dominion
3-9	H	W	18-2	Old Dominion
3-11	H	W	7-5	Tennessee Tech
3-12	H	W	8-0	Tennessee Tech
3-16	N1	W	11-1	Georgia Southern
3-17	N1	W	8-0	Georgia Southern
3-18	A	W	7-6	College of Charleston
3-20	H	W	8-6	Maine
3-21	H	W	7-6	Maine
3-22	H	W	11-7	Maine
3-24	H	W	21-7	Wofford
3-25	A	L	5-9	Western Carolina
3-26	H	W	7-3	Georgia
3-28	A2	L ⁽¹¹⁾	2-3	* N.C. State
3-29	A2	L	2-12	* N.C. State ⁽¹⁾
3-29	A2	W	12-10	* N.C. State ⁽²⁾
4-1	H	W	5-3	Western Carolina
4-2	A	W	4-2	South Carolina
4-4	H	W	9-4	* Virginia
4-5	H	L	1-4	* Virginia
4-6	H	W	9-2	* Virginia
4-9	H	W	4-2	South Carolina

4-11	A	W	8-4	*Florida State
4-12	A	L	2-7	*Florida State
4-13	A	L	1-8	*Florida State
4-15	H	L	1-5	Coastal Carolina
4-16	H	W	7-3	Coastal Carolina
4-19	A	L	6-9	* Maryland ⁽¹⁾
4-19	A	L	4-8	* Maryland ⁽²⁾
4-20	A	W	20-5	* Maryland
4-22	A	L	3-9	Georgia
4-23	H	W ⁽¹²⁾	6-3	East Tennessee State
4-25	H	W ⁽¹⁰⁾	9-7	* Georgia Tech
4-26	H	W	10-5	* Georgia Tech
4-27	H	W	11-3	* Georgia Tech
5-4	H	W	7-6	* Duke
5-5	H	L	6-7	* Duke
5-6	H	W	13-2	* Duke
5-7	H	L	2-11	Elon
5-8	A	L	8-10	Furman
5-10	H	L	4-9	* North Carolina
5-11	H	W ⁽¹⁰⁾	5-4	* North Carolina
5-12	H	W	5-2	* North Carolina
5-13	H	L	9-12	Furman
5-15	A	W	6-2	* Wake Forest
5-16	A	W	14-3	* Wake Forest
5-17	A	W	4-3	* Wake Forest
5-22	N3	L	2-10	+ North Carolina
5-23	N3	L	4-7	+ Duke
5-30	N4	L	8-10	\$ Ohio State
5-31	N4	W ⁽¹⁰⁾	7-6	\$ Princeton
5-31	A	L	0-15	\$ Auburn

* - ACC game; ^ - exhibition game (not counted in record); + - ACC Tournament; \$ - NCAA Auburn Regional; N1 - Charleston, SC; A2 - Kinston, NC; N3 - Salem, VA; N4 - Auburn, AL

2004 (39-26 OVERALL; 14-10 ACC, T-4TH)

Head Coach - Jack Leggett (11th Season)

Date	Site	W-L	Score	Opponent
2-24	H	L	4-5	Charlotte
2-28	N1	W	4-0	% Georgia Southern
2-28	A	L ⁽¹¹⁾	2-3	% East Carolina
2-29	N1	W	9-0	% Georgia Southern
2-29	A	L	4-6	% East Carolina
3-3	H	W	8-5	Gardner-Webb
3-5	A	W	15-4	College of Charleston
3-6	A	L	2-5	South Carolina
3-7	H	L ⁽¹⁰⁾	7-8	South Carolina
3-10	A	W	6-0	Wofford
3-12	H	W	14-9	Auburn
3-13	H	L	4-5	Auburn
3-14	H	L	6-9	Auburn
3-16	H	W	9-4	Coastal Carolina
3-19	A	W	7-3	Texas Tech
3-20	A	L	10-13	Texas Tech
3-21	A	L	3-5	Texas Tech
3-23	H	W	10-6	Elon
3-24	H	L	1-7	Elon
3-26	H	W	13-6	* Wake Forest
3-27	H	W	7-4	* Wake Forest

3-28	H	W	6-5	* Wake Forest
3-30	A	W	6-2	Georgia
3-31	H	W	19-4	Georgia
4-2	H	W	3-2	* Maryland
4-3	H	W	9-2	* Maryland
4-4	H	W	8-2	* Maryland
4-7	H	W	9-4	South Carolina
4-9	A	L	1-5	* Virginia
4-10	A	L	3-4	* Virginia ⁽¹⁾
4-10	A	L	1-3	* Virginia ⁽²⁾
4-13	H	W	9-5	Winthrop
4-14	A	W	13-5	South Carolina
4-16	A	W	2-1	* North Carolina
4-17	A	L	0-4	* North Carolina
4-18	A	W ⁽¹⁰⁾	4-2	* North Carolina
4-20	H	W	13-4	The Citadel
4-21	H	W	8-7	Western Carolina
4-23	H	W	2-1	* N.C. State
4-24	H	W	4-3	* N.C. State
4-25	H	W	9-6	* N.C. State
5-1	H	L	6-11	* Florida State
5-2	H	L	1-10	* Florida State
5-3	H	W	18-9	* Florida State
5-5	H	W	3-2	Charleston Southern
5-7	H	W	8-5	Central Florida
5-8	H	L	4-7	Central Florida
5-9	H	L	2-3	Central Florida
5-11	H	W	16-5	Furman
5-12	H	W	19-8	College of Charleston
5-14	A	L	3-8	* Georgia Tech
5-15	A	L	3-11	* Georgia Tech
5-16	A	L	4-8	* Georgia Tech
5-20	A	W	10-1	* Duke
5-21	A	L	1-2	* Duke
5-22	A	W	9-6	* Duke
5-26	N2	W	7-6	+ North Carolina
5-27	N2	L ⁽¹³⁾	7-11	+ Georgia Tech
5-28	N2	W	12-1	+ N.C. State
5-28	N2	L	5-6	+ North Carolina
6-4	N3	W	10-6	\$ Birmingham-Southern
6-5	A	L	3-6	\$ Georgia
6-5	N3	W	5-4	\$ Birmingham-Southern
6-6	A	W	10-9	\$ Georgia ⁽¹⁾
6-6	A	L ⁽¹⁰⁾	6-7	\$ Georgia ⁽²⁾

* - ACC game; % - Keith LeClair Invitational; + - ACC Tournament; \$ - NCAA Athens Regional; N1 - Greenville, NC; N2 - Salem, VA; N3 - Athens, GA

2005 (43-23 OVERALL; 21-9 ACC, 2ND)

Ranked #13 by Collegiate Baseball

Ranked #14 by Baseball America

Ranked #16 by USA Today

Head Coach - Jack Leggett (12th Season)

Date	Site	W-L	Score	Opponent
2-18	N1	W	7-2	% West Virginia
2-19	A1	L	2-3	% Coastal Carolina
2-20	N1	L	0-10	% East Carolina
2-25	H	W	3-2	California-Irvine
2-26	H	W	5-4	California-Irvine

2-27	H	W	10-2	California-Irvine
3-4	A	L	5-6	Auburn
3-5	A	L	4-8	Auburn
3-6	A	W	14-3	Auburn
3-9	H	L	2-8	Winthrop
3-12	H	L	3-6	South Carolina
3-13	A	L	5-6	South Carolina
3-16	H	W	11-1	Furman
3-18	H	L	1-2	* North Carolina
3-19	H	W	9-1	* North Carolina
3-20	H	W	7-3	* North Carolina
3-22	A	W	1-0	Old Dominion
3-23	A	L	2-3	Old Dominion
3-25	A	W	14-3	* Maryland
3-26	A	W ⁽¹³⁾	6-4	* Maryland ⁽¹⁾
3-26	A	W	12-0	* Maryland ⁽²⁾
3-29	H	W	14-5	Coastal Carolina
3-30	H	W	8-1	Coastal Carolina
4-2	A	L	1-3	* Florida State
4-3	A	L	4-5	* Florida State ⁽¹⁾
4-3	A	W	7-3	* Florida State ⁽²⁾
4-5	A	L	10-11	Georgia
4-6	H	L	1-4	Georgia
4-8	H	W	9-3	* Duke
4-9	H	W	11-6	* Duke
4-10	H	W	16-6	* Duke
4-12	A	W	7-4	Western Carolina
4-13	H	W	12-2	South Carolina
4-15	H	W	13-4	* Virginia
4-16	H	W	3-2	* Virginia
4-17	H	L	2-9	* Virginia
4-19	H	W	10-1	Western Carolina
4-20	A	W	7-5	South Carolina
4-22	A	L	3-8	* N.C. State
4-23	A	W	16-9	* N.C. State
4-24	A	L	8-9	* N.C. State
4-26	H	W	9-6	Elon
4-27	H	W	7-1	Wofford
4-29	H	L	14-18	* Georgia Tech
4-30	H	W	6-5	* Georgia Tech
5-1	H	L	4-6	* Georgia Tech
5-8	A	L	7-11	* Virginia Tech
5-9	A	W	7-0	* Virginia Tech
5-10	A	W	6-2	* Virginia Tech
5-13	A	W	4-1	* Wake Forest
5-14	A	W ⁽¹¹⁾	17-14	* Wake Forest
5-15	A	W	6-5	* Wake Forest
5-17	H	W	8-5	College of Charleston
5-19	H	W	15-5	* Miami (FL)
5-20	H	W	9-2	* Miami (FL)
5-21	H	W	6-2	* Miami (FL)
5-25	N2	L	1-8	+ Virginia
5-26	N2	W	9-1	+ Miami (FL)
5-27	N2	W	5-4	+ N.C. State
5-28	N2	L	4-5	+ Virginia
6-3	H	W	12-2	\$ North Carolina A&T
6-4	H	W	6-0	\$ College of Charleston
6-5	H	W	8-3	\$ Oral Roberts
6-11	A	W	4-2	† Baylor
6-12	A	L	1-7	† Baylor
6-13	A	L	1-6	† Baylor

* - ACC game; % - Baseball at The Beach; + - ACC Tournament; \$ - NCAA Clemson Regional; † - NCAA Waco Super Regional; N1, A1 - Myrtle Beach, SC; N2 - Jacksonville, FL

2006 (53-16 OVERALL; 24-6 ACC, 1ST (ATLANTIC))

ACC Champion

College World Series Participant

Ranked #5 by Baseball America

Ranked #5 by Collegiate Baseball

Ranked #5 by USA Today

Head Coach - Jack Leggett (13th Season)

Date	Site	W-L	Score	Opponent
2-17	H	W	8-1	James Madison ⁽¹⁾
2-17	H	W	3-0	James Madison ⁽²⁾
2-19	H	W	6-1	James Madison
2-24	H	W	5-1	Mercer
2-26	H	L	2-3	Mercer ⁽¹⁾
2-26	H	W	9-4	Mercer ⁽²⁾
3-3	A	W	6-0	College of Charleston
3-4	A	L	2-6	South Carolina
3-5	H	W	6-4	South Carolina
3-8	H	W	10-5	William & Mary
3-10	H	W	7-2	Kansas
3-11	H	L	5-6	Kansas
3-12	H	W	4-3	Kansas
3-15	H	W	10-5	Gardner-Webb
3-17	A	L	1-2	* Virginia



THE TIGERS MADE THEIR 11TH TRIP TO THE COLLEGE WORLD SERIES AFTER WINNING THE 2006 CLEMSON SUPER REGIONAL OVER ORAL ROBERTS.

ALL-TIME RESULTS

3-18	A	L	2-10	* Virginia
3-19	A	L	4-7	* Virginia
3-21	H	W	5-3	Elon
3-22	H	W	7-4	Elon
3-24	H	W	9-5	* N.C. State
3-25	H	W	4-2	* N.C. State
3-26	H	W	6-2	* N.C. State
3-28	A	L ⁽¹⁰⁾	11-12	Georgia
3-29	H	W	10-7	Georgia
3-31	A	W	8-6	* Miami (FL)
4-1	A	W	6-2	* Miami (FL)
4-2	A	W	14-1	* Miami (FL)
4-4	H	L	6-8	Western Carolina
4-5	A	W	3-2	South Carolina
4-7	H	W	3-1	* Maryland
4-8	H	W ⁽¹¹⁾	3-2	* Maryland
4-9	H	W	15-7	* Maryland
4-11	A	W	8-3	Western Carolina
4-12	H	W	10-5	South Carolina
4-14	A	W	7-6	* Georgia Tech
4-15	A	L	3-12	* Georgia Tech
4-16	A	L	4-22	* Georgia Tech
4-18	H	L	3-6	Winthrop
4-19	H	L	4-5	Furman
4-21	A	W	6-3	* Boston College
4-22	A	L	2-3	* Boston College ⁽¹⁾
4-22	A	W	4-1	* Boston College ⁽²⁾
4-26	H	W	10-1	Wofford
4-28	H	W	11-2	* Virginia Tech
4-29	H	W	11-4	* Virginia Tech
4-30	H	W	7-3	* Virginia Tech
5-8	A	W	7-4	* Duke ⁽¹⁾
5-8	A	W	14-0	* Duke ⁽²⁾
5-9	A	W	8-2	* Duke
5-12	H	W	9-1	* Florida State
5-13	H	W ⁽¹⁰⁾	4-3	* Florida State
5-14	H	W	11-2	* Florida State
5-16	H	W	1-0	College of Charleston
5-18	H	W	26-1	* Wake Forest
5-19	H	W	6-0	* Wake Forest
5-20	H	W	7-3	* Wake Forest
5-24	N1	W ⁽⁷⁾	13-1	+ Wake Forest
5-25	N1	W	3-2	+ Georgia Tech
5-27	N1	L ⁽¹⁰⁾	7-8	+ Georgia Tech ⁽¹⁾
5-27	N1	W	16-11	+ Georgia Tech ⁽²⁾
5-28	N1	W	8-4	+ N.C. State
6-2	H	W	3-0	* North Carolina-Asheville
6-3	H	W	13-3	Elon
6-4	H	W	8-6	\$ Mississippi State
6-9	H	W	11-8	† Oral Roberts
6-10	H	W	6-5	† Oral Roberts
6-16	N2	W	8-4	! Georgia Tech
6-18	N2	L	0-2	! North Carolina
6-20	N2	L	6-7	! Cal State Fullerton

* - ACC game; + - ACC Tournament; \$ - NCAA Clemson Regional; † - NCAA Clemson Super Regional; ! - College World Series; N1 - Jacksonville, FL; N2 - Omaha, NE

2007 (41-23 OVERALL; 18-12 ACC, 2ND (ATLANTIC))

Ranked #12 by Collegiate Baseball				
Ranked #13 by USA Today				
Ranked #15 by Baseball America				
Head Coach - Jack Leggett (14th Season)				
Date	Site	W-L	Score	Opponent
2-16	H	W	14-0	George Mason
2-17	H	L	1-5	George Mason
2-18	H	W	5-4	George Mason
2-21	H	W ⁽⁶⁾	11-3	High Point
2-23	H	W	8-3	Pacific
2-24	H	W ⁽¹¹⁾	4-3	Pacific ⁽¹⁾
2-24	H	W	5-4	Pacific ⁽²⁾
2-28	H	W	6-4	Winthrop
3-3	H	L	0-12	South Carolina
3-4	A	L	2-3	South Carolina
3-7	H	W	4-0	Coastal Carolina
3-9	H	L ⁽¹⁰⁾	4-6	Memphis
3-10	H	W	8-2	Memphis
3-11	H	W	7-2	Memphis
3-14	H	W	3-0	Georgia Southern
3-16	H	W	6-4	* Duke
3-17	H	W	7-2	* Duke
3-18	H	W	9-6	* Duke
3-20	A	L	3-6	Western Carolina
3-23	A	L	3-4	* Maryland
3-24	A	L	1-4	* Maryland
3-25	A	W	5-0	* Maryland
3-27	H	W	14-2	Gardner-Webb
3-28	H	W	15-6	Western Carolina
3-30	H	L	3-10	* Miami (FL)
3-31	H	W	4-1	* Miami (FL)
4-1	H	L	6-7	* Miami (FL)
4-3	A	W	4-2	Georgia
4-4	H	W	11-10	Georgia
4-6	A	W	6-3	* Virginia Tech
4-7	A	W	8-5	* Virginia Tech
4-8	A	W ⁽¹⁰⁾	5-2	* Virginia Tech
4-13	A	W	6-2	* Wake Forest
4-14	A	L	5-6	* Wake Forest
4-15	A	W	5-4	* Wake Forest
4-18	A	L	2-4	South Carolina
4-20	H	L	3-5	* Virginia
4-21	H	L	0-3	* Virginia
4-22	H	W	2-1	* Virginia
4-24	H	L	12-13	Elon
4-25	H	W	14-5	South Carolina
4-27	H	W ⁽¹¹⁾	3-2	* Georgia Tech
4-28	H	W	10-3	* Georgia Tech
4-29	H	L	3-6	* Georgia Tech
5-5	H	W	4-3	* Boston College
5-6	H	L	6-8	* Boston College ⁽¹⁾
5-6	H	W	7-6	* Boston College ⁽²⁾
5-8	N1	W	12-3	Wofford
5-9	H	L	3-6	Furman
5-11	A	L	1-11	* Florida State
5-12	A	W	7-6	* Florida State
5-13	A	W	11-6	* Florida State

5-15	H	W	19-7	College of Charleston
5-17	A	L	4-11	* N.C. State
5-18	A	L	5-6	* N.C. State
5-19	A	W	6-3	* N.C. State
5-23	N2	W ⁽¹³⁾	5-4	+ Miami (FL)
5-25	N2	L	2-3	+ Wake Forest
5-26	N2	W	5-1	+ Florida State
6-1	N3	W	3-2	\$ Saint John's
6-3	A	W	11-8	\$ Coastal Carolina
6-4	A	W	15-3	\$ Coastal Carolina
6-8	A	L	6-8	† Mississippi State
6-9	A	L	5-8	† Mississippi State

* - ACC game; + - ACC Tournament; \$ - NCAA Myrtle Beach Regional; † - NCAA Starkville Super Regional; N1 - Greenville, SC (Fluor Field); N2 - Jacksonville, FL; N3 - Myrtle Beach, SC

2008 (31-27-1 OVERALL; 11-18-1 ACC, 4TH (ATLANTIC))

Head Coach - Jack Leggett (15th Season)				
Date	Site	W-L	Score	Opponent
2-23	H	W	12-5	Mercer ⁽¹⁾
2-23	H	W	6-5	Mercer ⁽²⁾
2-24	H	W	10-3	Mercer
2-27	H	W	12-3	High Point
2-29	A	W	7-6	College of Charleston
3-1	A	L	1-10	South Carolina
3-2	H	L	1-5	South Carolina
3-5	H	W	9-7	Wofford
3-8	A	L	11-13	* Wake Forest
3-9	A	L	3-5	* Wake Forest ⁽¹⁾
3-9	A	W	12-11	* Wake Forest ⁽²⁾
3-11	H	W	11-10	North Carolina-Greensboro
3-12	H	W	6-5	North Carolina-Greensboro
3-14	H	L	4-6	* Boston College
3-15	H	L	6-7	* Boston College
3-16	H	W	16-2	* Boston College
3-18	H	W	9-6	Coastal Carolina
3-20	H	W	14-2	Furman
3-21	H	L	4-5	* N.C. State
3-22	H	W	3-2	* N.C. State
3-23	H	W	2-0	* N.C. State
3-25	H	W	5-4	Elon
3-26	H	W	2-1	Elon
3-28	A	W	2-1	* Maryland
3-29	A	L	3-5	* Maryland
3-30	A	W	6-2	* Maryland
4-1	A	L	3-11	Georgia
4-2	H	L	4-6	Georgia
4-4	A	L	4-6	* Miami (FL)
4-5	A	L	5-15	* Miami (FL)
4-6	A	L	6-7	* Miami (FL)
4-9	A	L	1-7	South Carolina
4-11	H	L	2-8	* North Carolina
4-12	H	L	3-4	* North Carolina
4-13	H	L	4-8	* North Carolina
4-15	H	L	2-6	Western Carolina
4-16	H	L	0-6	South Carolina
4-18	A	W	7-4	* Duke
4-19	A	L	1-10	* Duke
4-20	A	L ⁽¹⁰⁾	6-6	* Duke
4-22	A	W	6-0	Western Carolina
4-23	N1	W	12-7	Presbyterian College
4-25	H	W	13-5	* Virginia Tech
4-26	H	W	8-7	* Virginia Tech
4-27	H	W	10-2	* Virginia Tech
4-23	H	L ⁽¹⁰⁾	8-9	* Florida State
5-4	H	L	4-13	* Florida State
5-5	H	L	2-4	* Florida State
5-7	A1	W	11-5	Furman
5-9	A	L	1-5	* Georgia Tech
5-10	A	L	1-7	* Georgia Tech
5-11	A	W	16-6	* Georgia Tech
5-13	H	W	12-6	College of Charleston
5-15	A	W	9-1	Central Florida
5-16	A	W	7-3	Central Florida
5-17	A	W	8-5	Central Florida
5-21	N2	L	1-7	+ Miami (FL)
5-22	N2	L ⁽⁷⁾	0-10	+ N.C. State
5-24	N2	W	10-4	+ Georgia Tech

* - ACC game; + - ACC Tournament; N1, A1 - Greenville, SC (Fluor Field); N2 - Jacksonville, FL

2009 (44-22 OVERALL; 19-11 ACC, 2ND (ATLANTIC))

Ranked #14 by USA Today				
Ranked #15 by Collegiate Baseball				
Ranked #16 by Baseball America				
Head Coach - Jack Leggett (16th Season)				
Date	Site	W-L	Score	Opponent
2-20	H	W	8-3	Charlotte

2-21	H	W	4-0	Charlotte
2-22	H	W ⁽¹⁰⁾	6-5	Charlotte
2-25	H	W	8-2	Wofford
2-28	H	L	1-3	South Carolina
3-3	H	L ⁽¹⁴⁾	2-4	Furman
3-4	H	W	17-2	North Carolina-Asheville
3-6	A	W ⁽¹⁰⁾	5-4	* North Carolina
3-7	A	L	2-5	* North Carolina
3-8	A	L	8-9	* North Carolina
3-10	H	W	15-2	Michigan State
3-11	N1	W	6-1	Michigan State
3-13	H	W	4-1	* Wake Forest ⁽¹⁾
3-13	H	W	6-1	* Wake Forest ⁽²⁾
3-15	H	W	7-3	* Wake Forest
3-17	H	W	8-0	Presbyterian College
3-18	H	W	14-0	# South Carolina-Upstate
3-20	A	L	2-5	* Florida State
3-21	A	W ⁽¹¹⁾	8-7	* Florida State
3-22	A	L	4-7	* Florida State
3-24	H	W	5-3	Elon ⁽¹⁾
3-24	H	W	8-7	Elon ⁽²⁾
3-27	A	L	1-13	* Boston College
3-28	A	W	7-6	* Boston College ⁽¹⁾
3-28	A	W	5-3	* Boston College ⁽²⁾
3-31	A	L	5-6	Georgia
4-1	H	L	2-4	Georgia
4-3	H	W	7-3	* Duke
4-4	H	L	7-10	* Duke
4-5	H	W	10-1	* Duke
4-7	A	L	6-7	South Carolina
4-8	H	W	7-5	South Carolina
4-11	H	L	8-12	* Miami (FL) ⁽¹⁾
4-11	H	W	9-1	* Miami (FL) ⁽²⁾
4-12	H	W	9-6	* Miami (FL)
4-14	A	W	11-1	Western Carolina
4-15	H	W	13-2	Western Carolina
4-17	A	L	2-5	* Virginia Tech
4-18	A	L	3-7	* Virginia Tech
4-19	A	W	8-1	* Virginia Tech
4-21	H	W	5-3	Coastal Carolina
4-22	A	W	12-2	South Carolina
4-24	H	L	4-5	* Georgia Tech
4-25	H	W	8-5	* Georgia Tech
4-26	H	W	6-3	* Georgia Tech
5-2	H	W	11-2	* Maryland
5-3	H	W	7-4	* Maryland ⁽¹⁾
5-3	H	L	6-8	* Maryland ⁽²⁾
5-8	H	W	13-2	North Carolina-Wilmington
5-9	H	W	11-3	North Carolina-Wilmington
5-10	H	L	3-4	North Carolina-Wilmington
5-11	A1	W	8-5	Furman
5-12	H	W	5-2	College of Charleston
5-14	A	W	13-8	* N.C. State
5-15	A	W	11-5	* N.C. State
5-16	A	W	5-4	* N.C. State
5-21	N2	L	5-6	+ Virginia
5-22	N2	L	4-10	+ Duke
5-23	N2	W ⁽¹¹⁾	4-3	+ North Carolina
5-29	H	W	5-4	Tennessee Tech
5-30	H	L	2-3	Oklahoma State
5-31	H	W	10-0	\$ Tennessee Tech
5-31	H	W	15-1	\$ Oklahoma State
6-1	H	W	6-5	\$ Oklahoma State
6-6	A	L	4-7	† Arizona State
6-7	A	L	2-8	† Arizona State

* - ACC game; # - no-hit game; + - ACC Tournament; \$ - NCAA Clemson Regional; † - NCAA Tempe Super Regional; N1, A1 - Greenville, SC (Fluor Field); N2 - Durham, NC

2010 (45-25 OVERALL; 18-12 ACC, 1ST (ATLANTIC))

College World Series Participant				
Ranked #4 by Collegiate Baseball				
Ranked #4 by USA Today				
Ranked #10 by Baseball America				
Head Coach - Jack Leggett (17th Season)				
Date	Site	W-L	Score	Opponent
2-19	H	W	11-0	# Miami (OH)
2-20	N1	W	10-2	# Michigan State
2-21	H	W	8-5	# Furman
2-26	H	W	4-3	Wright State
2-27	H	W	8-6	Wright State
2-28	H	W	12-6	Wright State
3-3	H	W ⁽¹⁰⁾	6-5	Dayton
3-5	H	W	4-3	South Carolina
3-6	N1	L	5-7	South Carolina
3-7	A	W	19-6	South Carolina
3-11	H	W	13-2	Gardner-Webb
3-13	H	W	12-7	* N.C. State ⁽¹⁾

ALL-TIME RESULTS

3-13	H	W	12-6	* N.C. State ⁽²⁾
3-14	H	W	7-6	* N.C. State
3-16	A	L	10-11	Charlotte
3-17	H	W	22-6	Georgia Southern
3-19	H	W	3-0	* Virginia Tech
3-20	H	W	5-2	* Virginia Tech ⁽¹⁾
3-20	H	W	13-8	* Virginia Tech ⁽²⁾
3-23	H	L	10-15	Elon
3-24	H	L ⁽¹⁰⁾	3-4	Elon
3-26	A	L	3-4	* Virginia
3-27	A	W	8-5	* Virginia ⁽¹⁾
3-27	A	L	1-3	* Virginia ⁽²⁾
3-31	H	L ⁽¹¹⁾	3-4	Coastal Carolina
4-2	H	W	15-2	* Boston College
4-3	H	L	5-11	* Boston College
4-4	H	W	14-9	* Boston College
4-6	A	W	15-5	Georgia
4-7	H	W	14-6	Georgia
4-9	A	L	9-10	* Duke
4-10	A	W ⁽¹¹⁾	11-5	* Duke
4-11	A	L	2-7	* Duke
4-14	H	L	5-7	Western Carolina
4-16	A	L ⁽¹⁰⁾	6-8	* Georgia Tech
4-17	A	L	3-4	* Georgia Tech
4-18	A	L	3-11	* Georgia Tech
4-21	H	W	22-4	South Carolina-Upstate
4-23	H	L	3-5	* North Carolina
4-24	H	W	10-6	* North Carolina
4-25	H	L	3-4	* North Carolina
5-1	H	L	2-4	Florida Gulf Coast
5-2	H	W	9-3	Florida Gulf Coast ⁽¹⁾
5-2	H	W	7-6	Florida Gulf Coast ⁽²⁾
5-4	H	W	14-2	Florida Gulf Coast
5-7	A	W	18-6	* Maryland
5-8	A	W	12-8	* Maryland
5-9	A	W	7-5	* Maryland
5-11	A1	W	12-1	Furman
5-14	A	L	5-9	* Wake Forest
5-15	A	W	17-5	* Wake Forest
5-16	A	L	2-11	* Wake Forest
5-18	H	W	8-2	Presbyterian College
5-20	H	W	9-8	* Florida State
5-21	H	W	8-4	* Florida State
5-22	H	W	8-3	* Florida State
5-26	N2	L	8-13	+ N.C. State
5-28	N2	L	8-9	+ Virginia Tech
5-29	N2	W	9-3	+ Georgia Tech
6-4	N3	W	10-1	\$ Southern Mississippi
6-5	A	W	5-2	\$ Auburn
6-6	A	L	10-11	\$ Auburn
6-7	A	W	13-7	\$ Auburn
6-12	H	L	4-5	! Alabama
6-13	H	W	19-5	! Alabama
6-14	H	W	8-6	! Alabama
6-21	N4	W	6-3	! Arizona State
6-22	N4	W	6-4	! Oklahoma
6-25	N4	L	1-5	! South Carolina
6-26	N4	L	3-4	! South Carolina

* - ACC game; # - First Pitch Invitational; + - ACC Tournament; \$ - NCAA Auburn Regional; ! - NCAA Clemson Super Regional; ! - College World Series; N1,A1 - Greenville, SC (Fluor Field); N2 - Greensboro, NC; N3 - Auburn, AL; N4 - Omaha, NE

2011 (43-20 OVERALL; 17-13 ACC, 2ND (ATLANTIC))

Ranked #16 by USA Today				
Ranked #21 by Baseball America				
Ranked #21 by Collegiate Baseball				
Head Coach - Jack Leggett (18th Season)				
Date	Site	W-L	Score	Opponent
2-18	H	W	14-3	Eastern Michigan
2-19	H	L	6-7	Eastern Michigan
2-20	H	W	5-1	Eastern Michigan
2-25	H	W	15-4	# Cincinnati
2-26	H	W	19-1	# Charleston Southern
2-27	N1	W	8-0	# Michigan State
3-2	H	W	5-1	Wofford
3-4	A	L	3-6	South Carolina
3-6	H	W	10-5	South Carolina
3-8	N1	L	4-5	South Carolina
3-11	H	L	0-5	* Virginia
3-12	H	L	7-8	* Virginia
3-13	H	L	6-7	* Virginia
3-16	N1	L	3-4	Presbyterian College
3-18	H	W	9-6	* Duke
3-19	H	W	16-7	* Duke
3-20	H	W	9-3	* Duke
3-22	H	W	7-2	Elon
3-23	H	W	9-2	Elon

3-25	A	L	0-6	* N.C. State
3-26	A	L	3-5	* N.C. State
3-27	A	W	7-3	* N.C. State
3-29	H	W	11-5	Georgia
4-1	A	L	3-13	* North Carolina
4-2	A	L	5-9	* North Carolina
4-3	A	L	4-5	* North Carolina
4-5	H	W ⁽¹⁰⁾	5-4	Coastal Carolina
4-6	H	W	12-3	Western Carolina
4-8	H	W	12-3	* Maryland
4-9	H	W	7-0	* Maryland
4-10	H	L	6-7	* Maryland
4-12	H	W	7-2	Presbyterian College
4-15	A	W	9-2	* Boston College
4-16	A	W	7-5	* Boston College ⁽¹⁾
4-16	A	W	9-2	* Boston College ⁽²⁾
4-20	A	W	5-2	Georgia
4-22	H	W	2-0	* Wake Forest
4-23	H	L	3-9	* Wake Forest
4-24	H	W	10-4	* Wake Forest
4-26	H	W	5-0	Furman
4-27	A	W ⁽⁸⁾	6-4	Western Carolina
4-29	H	W	4-2	* Georgia Tech
4-30	H	L	1-5	* Georgia Tech
5-1	H	W	3-1	* Georgia Tech
5-7	H	W	13-1	Gardner-Webb ⁽¹⁾
5-7	H	W	12-0	Gardner-Webb ⁽²⁾
5-8	A	W	5-1	Gardner-Webb
5-10	A1	W	5-1	Furman
5-11	H	W	8-3	East Tennessee State
5-14	A	W	7-2	* Virginia Tech ⁽¹⁾
5-14	A	W	8-3	* Virginia Tech ⁽²⁾
5-15	A	L	2-3	* Virginia Tech
5-17	H	W	19-0	Davidson
5-19	A	L	6-8	* Florida State
5-20	A	W	7-4	* Florida State
5-21	A	W	8-5	* Florida State
5-25	N2	W	9-0	+ Georgia Tech
5-26	N2	L	3-6	+ Florida State
5-28	N2	W	6-3	+ N.C. State
6-3	H	W	11-1	\$ Sacred Heart
6-4	H	W	12-7	\$ Coastal Carolina
6-5	H	L	6-7	\$ Connecticut
6-6	H	L	1-14	\$ Connecticut

* - ACC game; # - First Pitch Invitational; + - ACC Tournament; \$ - NCAA Clemson Regional; N1,A1 - Greenville, SC (Fluor Field); N2 - Durham, NC

2012 (35-28 OVERALL; 16-14 ACC, 3RD (ATLANTIC))

Head Coach - Jack Leggett (19th Season)				
Date	Site	W-L	Score	Opponent
2-17	H	L	1-2	UAB
2-18	H	W	6-1	UAB ⁽¹⁾
2-18	H	W	7-4	UAB ⁽²⁾
2-24	H	L	5-6	Maine
2-25	H	W	9-5	Maine
2-26	H	W	9-6	Maine
3-2	N1	L ⁽¹¹⁾	2-3	South Carolina
3-3	A	L	6-9	South Carolina
3-4	H	W	6-5	South Carolina
3-7	H	W	16-4	Holy Cross
3-9	H	L	3-4	* North Carolina
3-10	H	L	3-6	* North Carolina
3-11	H	L ⁽¹¹⁾	5-6	* North Carolina
3-14	A	L	4-8	Western Carolina
3-16	H	W	6-4	* Boston College
3-17	H	W	6-3	* Boston College
3-18	H	W	5-1	* Boston College
3-20	H	W	6-2	Elon
3-21	N2	W	4-2	Elon
3-23	A	L	3-6	* Virginia
3-24	A	L	1-5	* Virginia
3-25	A	L	3-5	* Virginia
3-27	A	W	10-5	Georgia
3-28	H	L	4-8	Presbyterian College
3-30	H	W	3-1	* Miami (FL)
3-31	H	W	3-1	* Miami (FL)
4-1	H	L	2-4	* Miami (FL)
4-3	H	W	11-0	Winthrop
4-4	H	L	8-13	Western Carolina
4-6	A	W ⁽¹¹⁾	4-1	* Duke
4-7	A	W	11-5	* Duke
4-8	A	W	4-2	* Duke
4-10	A2	W	12-5	Furman
4-11	H	L	7-8	Georgia
4-13	H	W ⁽¹²⁾	7-6	* N.C. State
4-14	H	L	1-3	* N.C. State
4-15	H	L	3-6	* N.C. State
4-17	H	W	3-2	Charleston Southern



CLEMSON DEFEATED ALABAMA 8-6 ON JUNE 14, 2010 TO ADVANCE TO THE COLLEGE WORLD SERIES.

4-20	A	W	5-4	* Maryland
4-21	A	W	5-3	* Maryland ⁽¹⁾
4-21	A	W	7-2	* Maryland ⁽²⁾
4-24	H	L	7-10	Coastal Carolina
4-27	A	L ⁽¹³⁾	5-6	* Georgia Tech
4-28	A	W	13-7	* Georgia Tech
4-29	A	W	11-8	* Georgia Tech
5-5	H	W ⁽¹¹⁾	4-3	College of Charleston
5-6	H	W	13-7	College of Charleston
5-7	H	L	2-4	College of Charleston
5-8	H	W ⁽¹⁰⁾	9-8	Tennessee Tech
5-12	H	W	7-2	* Florida State
5-14	H	W	9-7	* Florida State ⁽¹⁾
5-14	H	L	5-9	* Florida State ⁽²⁾
5-15	H	W	9-2	Furman
5-17	A	L	2-5	* Wake Forest
5-18	A	L	1-2	* Wake Forest
5-19	A	L	0-7	* Wake Forest
5-24	N3	L	2-3	+ Virginia
5-25	N3	W	9-7	+ Florida State
5-26	N3	L	1-5	+ Georgia Tech
6-1	N4	W	11-3	\$ Coastal Carolina
6-2	A	L ⁽¹²⁾	4-5	\$ South Carolina
6-3	N4	W	5-3	\$ Coastal Carolina
6-3	A	L	3-4	\$ South Carolina

* - ACC game; + - ACC Tournament; \$ - NCAA Columbia Regional; N1 - Charleston, SC; N2,A2 - Greenville, SC (Fluor Field); N3 - Greensboro, NC; N4 - Columbia, SC

2013 (40-22 OVERALL; 18-12 ACC, 3RD (ATLANTIC))

Ranked #25 by USA Today				
Head Coach - Jack Leggett (20th Season)				
Date	Site	W-L	Score	Opponent
2-15	H	W	2-0	William & Mary
2-16	H	L	2-11	William & Mary
2-17	H	W	12-2	William & Mary
2-23	H	W	5-3	Wright State ⁽¹⁾
2-23	H	W	6-0	Wright State ⁽²⁾
2-24	H	W	7-0	Wright State
2-27	H	L ⁽¹¹⁾	2-3	Winthrop
3-1	H	L	0-6	South Carolina
3-2	N1	W	6-3	South Carolina
3-3	A	L	0-8	South Carolina
3-6	H	W	9-2	Wofford
3-8	A	W	10-5	* N.C. State
3-9	A	W	7-4	* N.C. State
3-10	A	L	1-4	* N.C. State
3-13	H	W	3-1	Charleston Southern
3-15	H	L ⁽¹¹⁾	5-6	* Virginia
3-16	H	W	7-6	* Virginia

3-17	H	L	5-8	* Virginia
3-19	H	W	10-5	Morehead State
3-20	H	W	5-2	Morehead State
3-22	H	W	7-0	* Duke
3-23	H	W	8-4	* Duke ⁽¹⁾
3-23	H	L	1-13	* Duke ⁽²⁾
3-26	A	W	9-1	Georgia
3-27	H	L	3-5	Georgia
3-30	A	L	3-10	* North Carolina
3-31	A	L	2-6	* North Carolina
4-1	A	W ⁽¹¹⁾	5-4	* North Carolina
4-3	H	W	4-1	Gardner-Webb
4-5	A	W	7-5	* Boston College
4-6	A	W	9-2	* Boston College
4-7	A	W	1-0	* Boston College
4-9	A	W	12-9	Western Carolina
4-10	H	W	5-4	Presbyterian College
4-12	H	W	8-2	* Wake Forest
4-13	H	W	1-0	* Wake Forest
4-14	H	W ⁽¹¹⁾	6-4	* Wake Forest
4-19	A	W	1-0	* Miami (FL)
4-20	A	L	1-2	* Miami (FL)
4-21	A	L	1-7	* Miami (FL)
4-24	H	W	12-1	Western Carolina
4-26	H	W	11-3	* Georgia Tech ⁽¹⁾
4-26	H	W ⁽¹¹⁾	4-3	* Georgia Tech ⁽²⁾
4-27	H	L	9-14	* Georgia Tech
5-4	H	L	2-7	* Maryland
5-6	H	W	3-2	* Maryland ⁽¹⁾
5-6	H	W	9-5	* Maryland ⁽²⁾
5-8	A1	W	14-2	Furman ⁽¹⁾
5-8	A1	W	12-2	Furman ⁽²⁾
5-10	H	W	7-1	Georgia Southern
5-11	H	W	7-0	Georgia Southern
5-12	H	W	11-6	Georgia Southern
5-14	H	W	8-7	South Carolina-Upstate
5-16	A	W	8-2	* Florida State
5-17	A	L	1-2	* Florida State
5-18	A	L	1-6	* Florida State
5-22	N2	L	3-6	+ N.C. State
5-24	N2	L ⁽¹⁴⁾	7-12	+ North Carolina
5-25	N2	L	0-7	+ Miami (FL)
5-31	N3	L	3-8	\$ Liberty
6-1	N3	W	10-2	\$ Saint Louis
6-2	N3	L	1-3	\$ Liberty

* - ACC game; + - ACC Tournament; \$ - NCAA Columbia Regional; N1,A1 - Greenville, SC (Fluor Field); N2 - Durham, NC; N3 - Columbia, SC

Note: Clemson home games in bold.

LAST TIME IT HAPPENED

3 HOME RUNS BY 1 PLAYER

Clemson - It had been two years since a Tiger had hit three home runs in one game, but **John Hinson** pulled the trick against South Carolina-Upstate at Doug Kingsmore Stadium on April 21, 2010 in a game the Tigers won 22-4. He went 5-for-6 with three home runs and seven RBIs in the game. He hit a solo home run in the second inning, a three-run homer in the third inning, and another three-run home run in the sixth inning.

Opponent - Georgia Tech first-baseman **Luke Murton** hit three home runs and drove in seven runs against the Tigers in the ACC Tournament at Jacksonville, FL in the second game of a doubleheader on May 27, 2006. Batting in the sixth spot in the lineup, he led off the seventh inning with a solo homer. In the eighth inning, he hit a two-run homer, then he hit a grand slam in the ninth inning. Therefore, **Murton** hit three homers in three straight innings. Clemson was victorious, however, by a score of 16-11.

4 HITS BY 3 PLAYERS

Clemson - This last occurred at Maryland on April 20, 2003, exactly 18 years to the day that it happened last by a Tiger trio. **Herman Demmink** hit four singles, **Kyle Frank** went 5-for-5 with four runs and four RBIs, and **David Slevin** went 4-for-6 with five RBIs in Clemson's 20-5 victory. **Frank** also became just the third Tiger in history to register two home runs in the same inning when he did so in the second inning.

Opponent - Georgia Tech accomplished this feat for the first time by a Tiger opponent in 13 years on April 18, 2010 in Atlanta. Three Yellow Jackets had at least four hits in the 11-3 win over Clemson. **Jeff Rowland** had four hits, three RBIs, and three runs, **Tony Plagman** had four hits, two RBIs, and two runs, and **Jacob Esch** had four hits, one RBI, and two runs.

5 HITS BY 1 PLAYER

Clemson - **Spencer Kieboom** went 5-for-5 with two RBIs and one run in Clemson's 11-8 win at Georgia Tech on April 29, 2012.

Opponent - Georgia Tech's **Zane Evans** went 6-for-6 with two homers, one double, four RBIs, and four runs against the Tigers at Doug Kingsmore Stadium on April 27, 2013.

5 HITS BY 2 PLAYERS

Clemson - **Brooks Shumake** hit a homer and four singles and **Jimmy Key** added two doubles and three singles against Georgia Southern at Statesboro, GA on May 13, 1982 in a game Clemson won 25-5.

Opponent - South Carolina leftfielder **Derick Urquhart** had five hits, including three doubles, and catcher **Ryan Bordenick** had six hits, including two doubles and a home run, as the Gamecocks defeated Clemson 38-16 in Columbia, SC on April 23, 1997. It was the first time since 1980 that two opposing players accomplished this feat.

BACK-TO-BACK HOME RUNS

Clemson - **John Hinson** and **Richie Shaffer** hit back-to-back homers against Alabama at Doug Kingsmore Stadium on June 13, 2010. In the third inning, **Hinson** hit a one-out, solo homer. **Shaffer** followed with a solo homer in Clemson's 19-5 win.

Opponent - **Daniel Palka** and **Zane Evans** of Georgia Tech hit back-to-back solo homers with one out in the ninth inning in the Yellow Jackets' 14-9 win at Doug Kingsmore Stadium on April 27, 2013.

CYCLE BY 1 PLAYER

Clemson - **Gary Burnham** performed the elusive feat at Texas-Arlington on February 18, 1995. **Burnham** had a double in the first inning, a triple in the third, walked in the fifth, struck out in the sixth, hit a three-run homer in the seventh, and completed the cycle with a single in the ninth inning. He added four RBIs and scored four runs.

Opponent - **Chris Pittaro** of North Carolina in Chapel Hill on March 21, 1981 had a double in the first, a single in the second, a home run in the third, and a triple in the sixth, along with two RBIs. North Carolina defeated the Tigers by a score of 10-7.

GRAND SLAM

Clemson - **Thomas Brittle** hit a grand slam with one out in the second inning to help Clemson defeat N.C. State 7-4 in Raleigh, NC on March 9, 2013.

Opponent - **Zephany Guyer** of Tennessee Tech hit a grand slam at Doug Kingsmore Stadium on May 8, 2012. The grand slam came with two outs in the first inning in a game Clemson won 9-8 in 10 innings.

NO-HITTER

Clemson - Five Tigers combined to pitch Clemson's first no-hitter in 25 years in the Tigers' 14-0 victory over South Carolina-Upstate at Doug Kingsmore Stadium on March 18, 2009. **Justin Sarraff**, **Scott Weismann**, **Kyle Deese**, **Tomas Cruz**, and **Matt Vaughn** combined to allow just two baserunners and faced only one batter over the minimum in the game.

Opponent - Auburn's **Dana Becton** and **Ken Deriso** combined to no-hit Clemson for the first time in almost 16 years when they held the Tigers hitless on March 11, 1979 at Auburn, AL. **Becton** pitched the first six innings and struck out seven batters, while **Deriso** hurled the last three innings and struck out four batters. Clemson lost the game by a score of 10-1, as the Tigers scored a run on two errors and a passed ball.

SHUTOUT BY 1 PITCHER


Clemson - **Daniel Gossett** pitched a shutout when he blanked Duke at Doug Kingsmore Stadium on March 22, 2013. He allowed five hits and no walks with three strikeouts in the Tigers' 7-0 win.

Opponent - **Andrew Suarez** of Miami (FL) went the distance against Clemson at Coral Gables, FL on April 21, 2013. He allowed six hits and no walks with five strikeouts in a game Miami won 7-0.

TRIPLE PLAY

Clemson - Clemson completed its first triple play in 24 years against George Mason on February 26, 1995 at Doug Kingsmore Stadium. **Mark Watson** gave up a leadoff walk to **Joey Goodwin** in the fourth inning, which was followed by a single by **Ron Pennell**. **Brendan Pickett** hit a line shot to first-baseman **David Miller**, who stepped on first to double off **Pennell** and then threw to **Seth Brizek** at second, and the throw beat **Goodwin** for the third out. The Tigers won 9-3.

Opponent - **Dan Griffin**, **Matt Robinson**, and **Rick Figueredo** of Florida State combined for a triple play on March 2, 1983 in Tallahassee. After **Bob Paulling** singled and **Craig Roberson** walked to open the second inning, **Jamie Swanner** grounded to **Griffin**, who forced **Paulling** at third. **Griffin** threw to **Robinson**, forcing **Roberson** at second, and **Robinson** relayed to **Figueredo** at first for the putout on **Swanner**. The teams battled to a 3-3 tie in 10 innings.



DANIEL GOSSETT TOSSED CLEMSON'S FIRST INDIVIDUAL SHUTOUT IN FIVE YEARS WHEN HE BLANKED DUKE IN THE TIGERS' 7-0 WIN ON MARCH 22, 2013.

2013 MAJOR LEAGUE TIGERS



Tony SIPP, LHP
Arizona Diamondbacks
5 MLB Seasons

Brad MILLER, SS
Seattle Mariners
1 MLB Season

Chris DWYER, LHP
Kansas City Royals
1 MLB Season

Tyler COLVIN, OF
Colorado Rockies
5 MLB Seasons

Jeff BAKER, INF/OF
Texas Rangers
9 MLB Seasons

2014 CLEMSON COACHING STAFF



Jack LEGGETT
Head Coach
21st Season



Dan PEPICELLI
Associate Head Coach
5th Season



Bradley LECROY
Assistant Head Coach
7th Season



Stephen FARIS
Volunteer Assistant Coach
1st Season

CLEMSON



Steve WILKERSON

Senior Infielder
2013 Second-Team All-ACC
2012 Second-Team All-ACC

Shane KENNEDY

Senior Outfielder/Infielder
2013 Second-Team All-ACC

Clay BATES
Junior Righthander

Patrick ANDREWS

Junior Righthander

Jay BAUM

Junior Infielder/Outfielder

Kyle SCHNELL

Junior Righthander



Joe COSTIGAN

Senior Outfielder

Mike DUNSTER

Senior Infielder

Kevin POHLE

Junior Righthander

Tyler SLATON

Junior Outfielder

Matt CAMPBELL

Senior Righthander

FEBRUARY

2-14	Fri.	EASTERN MICHIGAN	4:00
2-15	Sat.	EASTERN MICHIGAN	2:30
2-16	Sun.	EASTERN MICHIGAN	1:00
2-21	Fri.	MAINE	4:00
2-22	Sat.	MAINE	2:00
2-23	Sun.	MAINE	12:00
2-25	Tue.	PRESBYTERIAN COLLEGE	4:00
2-28	Fri.	at South Carolina	7:00

MARCH

3-1	Sat.	# South Carolina	2:00
3-2	Sun.	SOUTH CAROLINA	4:00
3-4	Tue.	at Western Carolina	4:00
3-7	Fri.	* VIRGINIA TECH	6:30
3-8	Sat.	* VIRGINIA TECH	1:00
3-9	Sun.	* VIRGINIA TECH	1:00
3-12	Wed.	APPALACHIAN STATE	6:30
3-14	Fri.	* at Wake Forest	6:00
3-15	Sat.	* at Wake Forest	4:00
3-16	Sun.	* at Wake Forest	1:00
3-18	Tue.	at Georgia Southern	6:00
3-19	Wed.	at Georgia Southern	4:00
3-21	Fri.	* FLORIDA STATE	6:30
3-22	Sat.	* FLORIDA STATE	6:30
3-23	Sun.	* FLORIDA STATE	1:00
3-25	Tue.	at Georgia	7:00
3-28	Fri.	* at Maryland	6:30
3-29	Sat.	* at Maryland	2:00
3-30	Sun.	* at Maryland	1:00

APRIL

4-1	Tue.	FURMAN	6:30
4-2	Wed.	WINTHROP	6:30
4-5	Sat.	* N.C. STATE	1:00
4-6	Sun.	* N.C. STATE	3:00
4-7	Mon.	* N.C. STATE	7:00
4-8	Tue.	GEORGIA	6:30
4-11	Fri.	* at Virginia	6:00
4-12	Sat.	* at Virginia	1:00
4-13	Sun.	* at Virginia	1:00
4-15	Tue.	COASTAL CAROLINA	6:30
4-18	Fri.	* at Pittsburgh	6:00
4-19	Sat.	* at Pittsburgh	3:00
4-20	Sun.	* at Pittsburgh	1:00
4-23	Wed.	WESTERN CAROLINA	6:30
4-25	Fri.	* MIAMI (FL)	6:30
4-26	Sat.	* MIAMI (FL)	7:00
4-27	Sun.	* MIAMI (FL)	1:00

MAY

5-2	Fri.	JAMES MADISON	7:00
5-3	Sat.	JAMES MADISON	12:00
5-4	Sun.	# UNLV	2:00
5-5	Mon.	UNLV	6:30
5-7	Wed.	HIGH POINT	6:30
5-9	Fri.	* at Notre Dame	7:30
5-10	Sat.	* at Notre Dame	2:05
5-11	Sun.	* at Notre Dame	12:05
5-13	Tue.	# at Furman	7:00
5-15	Thu.	* BOSTON COLLEGE	6:30
5-16	Fri.	* BOSTON COLLEGE	6:30
5-17	Sat.	* BOSTON COLLEGE	12:00
5-20 to 5-25		+ ACC Tournament	TBA

JUNE

5-30 to 6-2	\$ NCAA Regionals	TBA
6-6 to 6-9	\$ NCAA Super Regionals	TBA
6-14 to 6-25	! College World Series	TBA

* - ACC regular-season game; # - Greenville, SC (Fluor Field);
+ - Greensboro, NC; \$ - NCAA Tournament; ! - Omaha, NE;
Note: Home games in **PURPLE CAPS**;
All times are PM and Eastern.

CLEMSONTIGERS.COM