

DETERMINED
spirit

**THOMAS
BRITTLE**
Senior Outfielder
2013 Co-Captain
2012 Second-Team All-ACC

**SCOTT
FIRTH**
Senior Righthander
2013 Co-Captain

CLEMSON

2013 TIGER
BASEBALL

**JON
McGIBBON**
Junior First-Baseman
2013 Co-Captain

**MARCUS
CURRY**
Senior Bullpen Catcher
2013 Co-Captain





DOUG KINGSMORE STADIUM

Top 10 in the Nation in
Average Attendance For
11 Consecutive Seasons



2013 TIGER BASEBALL



Date	Day	Opponent	Radio	Time				
2-15	Fri.	William & Mary	WCCP	4:00	4-6	Sat.	* at Boston College	CTSN 1:30
2-16	Sat.	William & Mary	WCCP	2:00	4-7	Sun.	* at Boston College	CTSN 1:00
2-17	Sun.	William & Mary	WCCP	1:00	4-9	Tue.	at Western Carolina	WCCP 6:00
2-22	Fri.	Wright State	WCCP	4:00	4-10	Wed.	Presbyterian College	WCCP 6:30
2-23	Sat.	Wright State	WCCP	2:00	4-12	Fri.	* Wake Forest	CTSN 6:30
2-24	Sun.	Wright State	WCCP	1:00	4-13	Sat.	* Wake Forest	CTSN 6:30
2-26	Tue.	Winthrop	WCCP	4:00	4-14	Sun.	* Wake Forest	CTSN 1:00
3-1	Fri.	South Carolina	CTSN	6:30	4-17	Wed.	Furman	WCCP 6:30
3-2	Sat.	# South Carolina	CTSN	2:00	4-19	Fri.	* at Miami (FL)	CTSN 7:00
3-3	Sun.	at South Carolina	CTSN	3:00	4-20	Sat.	* at Miami (FL)	CTSN 1:00
3-6	Wed.	Wofford	WCCP	4:00	4-21	Sun.	* at Miami (FL)	CTSN 1:00
3-8	Fri.	* at N.C. State	CTSN	6:30	4-24	Wed.	Western Carolina	CTSN 6:30
3-9	Sat.	* at N.C. State	CTSN	6:30	4-26	Fri.	* Georgia Tech	CTSN 6:30
3-10	Sun.	* at N.C. State	CTSN	1:00	4-27	Sat.	* Georgia Tech	CTSN 6:30
3-13	Wed.	Charleston Southern	WCCP	4:00	4-28	Sun.	* Georgia Tech	CTSN 1:00
3-15	Fri.	* Virginia	CTSN	6:30	5-4	Sat.	* Maryland	CTSN 1:00
3-16	Sat.	* Virginia	CTSN	6:30	5-5	Sun.	* Maryland	CTSN 6:30
3-17	Sun.	* Virginia	CTSN	1:00	5-6	Mon.	* Maryland	CTSN 7:00
3-19	Tue.	Morehead State	WCCP	6:30	5-8	Wed.	# Furman	WCCP 7:00
3-20	Wed.	Morehead State	WCCP	4:00	5-10	Fri.	Georgia Southern	WCCP 6:30
3-22	Fri.	* Duke	CTSN	6:30	5-11	Sat.	Georgia Southern	WCCP 6:30
3-23	Sat.	* Duke	CTSN	6:30	5-12	Sun.	Georgia Southern	WCCP 1:00
3-24	Sun.	* Duke	CTSN	1:00	5-14	Tue.	USC Upstate	WCCP 6:30
3-26	Tue.	at Georgia	CTSN	7:00	5-16	Thu.	* at Florida State	CTSN 6:00
3-27	Wed.	Georgia	CTSN	6:30	5-17	Fri.	* at Florida State	CTSN 8:00
3-30	Sat.	* at North Carolina	CTSN	6:00	5-18	Sat.	* at Florida State	CTSN 3:00
3-31	Sun.	* at North Carolina	CTSN	3:00				
4-1	Mon.	* at North Carolina	CTSN	6:00				
4-3	Wed.	Gardner-Webb	WCCP	6:30				
4-5	Fri.	* at Boston College	CTSN	2:30				

* - ACC regular-season game; # - Greenville, SC (Fluor Field); CTSN - Clemson Tiger Sports Network broadcast; WCCP - 104.9 FM (Clemson, SC) broadcast; Note: Home games in **bold**; all times are PM and Eastern; radio assignments subject to change based on basketball game conflicts.

TABLE OF CONTENTS

Bios

Balliet, Roberta (Administrative Coordinator)	27
Chalk, Brad (Student Assistant Coach)	24
Faris, Stephen (Student Assistant Coach)	24
Hennessy, Brian (Associate SID)	27
Johnson, Michael (Volunteer Assistant Coach)	23
Johnston, Travis (Assistant Athletic Trainer)	27
LeCroy, Bradley (Assistant Head Coach)	22
Leggett, Jack (Head Coach)	14-20
Love, Dennis (Strength & Conditioning Coach)	27
Owens, Brad (Director of Baseball Operations)	25
Pepicelli, Dan (Associate Head Coach)	21
Players, 2013 Rookie	49-51
Players, 2013 Veteran	30-48
Ricketts, Lindsey (Assistant Director of Athletic Academic Services)	27
Seniors & Pro Signees, 2012	80-82
Wilhelm, Bill (Former Head Coach)	148
Wilson, Mike (Assistant Equipment Manager)	27

Clemson Baseball Information

Against All Competition	56,57
Bat Girls	26
Bullpen Catchers	26
Date, Record By	57
Directions to Doug Kingsmore Stadium	2
Equipment Managers, Student	26
Facilities, Athletic	86
Glossary	10-13
Grounds Crew, Baseball	87
Major League Influence	93-97
Media Information	3
Omaha Challenge	92
Opponents, 2013	52-55
Outlook, 2013	7-9
Parking Map	2
Polls, 2013 Preseason	9
Pro Signees	98,99
Pro Tigers, 2012	100
Pronunciations, 2013	4
Quick Facts	6
Radio Network (Clemson Tiger Sports Network)	25
Results, 2013 Opponent All-Time Game-By-Game	58-64
Roster, 2013 Numerical & Alphabetical	4
Roster, 2013 Position	5
Roster, 2013 Radio/Television	28
Schedule, 2013	1
Seating Chart, Doug Kingsmore Stadium	2
Stadium, Doug Kingsmore	88-91
Tradition, Championship	84,85

Records

Academic Honor Roll Members, ACC	141
ACC Tournament Results	146
All-ACC Selections	140
All-Americans	135-139
Batting (Individual)	102
Batting & Fielding Stats, Yearly (Team)	104
Career (Individual)	110,111
Coaches, Head & Assistant	149
Cycles	108
First-Round Draft Picks	99
Honors (Individual)	132,133
Innings, Highest Scoring	144
Last Time It Happened	168
Leaders, Yearly	112-117
Lettermen	125-127
Lineups, Yearly Starting	128-131
National Players-of-the-Year	134
NCAA Stat Rankings, Top-25	142,143
NCAA Tournament Results	147
No-Hitters	103
Pitching (Individual)	103
Pitching Stats, Yearly (Team)	105
Polls, Weekly (Clemson Rankings From 1987-12)	145
Results, Season Game-By-Game	151-167
Results, Yearly	150
Season (Individual)	107-109
Stats, Individual Career Batting (ACC Era)	118-121
Stats, Individual Career Pitching (ACC Era)	122-124
Streaks, Hitting	102
Streaks, Winning	106
Team	106

Review, 2012

ACC Baseball	83
Batting, Game-By-Game (Individual)	73
Home Runs	72
Honors (Individual)	78
Honors (Team)	77
Notes	66,67
Pitching, Game-By-Game (Individual Career)	74-76
Polls, Final	79
Results, Game-By-Game	69
Stats, ACC Regular-Season	70
Stats, Career (2013 Players)	70
Stats, Overall	68
Stats, Postseason	71
Story	77-79
Superlatives, Team & Individual	72

MEDIA GUIDE CREDITS

The 2013 Clemson Baseball Media Guide was designed, written, and edited by Associate Sports Information Director **Brian Hennessy**. Statistical, editorial, and graphic assistance provided by **Sam Blackman, Tim Bourret, Trey McCurry, Philip Sikes, and Davis Simpson**. The four cover designs were done by **John Schaffhauser** of Canton, MS. Printing executed by Keys Printing of Greenville, SC.

Special thanks to the late **Bob Bradley**, who served Tiger athletics for 45 years in the sports information department and provided most of the information contained in the record section. Thanks to the late **Alan Mohrmann** of Greenville, SC for statistical research.

For extra copies, send a check for \$15 to the Clemson SID office. See page 3 for mailing information.

Photo Credits

Media guide cover photos courtesy of **Rex Brown, Mark Crammer, Dan Mendlik, Dawson Powers, Tyler Smith, and Major League Baseball**. Interior photos courtesy of **Dave Arrigo, Bart Boatwright, Kevin Bray, Rex Brown, Eddie Cliffe, Mark Crammer, Frankie Creel, Tommy Crumpton, Jim Graham, Stephen Green, Annemarie Jacques, Ian Johnson, David Lann, Dr. Mark McInnis, Dan Mendlik, Brad Newton, Todd Olszewski, Randy Rampey, Brian Schneider, Tyler Smith, Glenn Spake, Todd Van Emst, Vern Verna, Bob Waldrop, Steve Woltmann, Patrick Wright, and Major League Baseball**.

DIRECTIONS TO KINGSMORE STADIUM

From Atlanta, GA

Take I-85 north to exit 14 in South Carolina. Take a left, which crosses over the interstate, onto South Carolina Highway 187 until the road runs into U.S. Highway 76 and 28. Make a left at this traffic light. *Stay on this road until the Highway 93 exit, where you will exit and take a left at the stoplight. The route runs into the campus. Stay straight until you reach the second stoplight after the tennis courts (tennis courts will be on the left). Take a left at the stoplight and then take the first right into the McFadden Building parking lot.

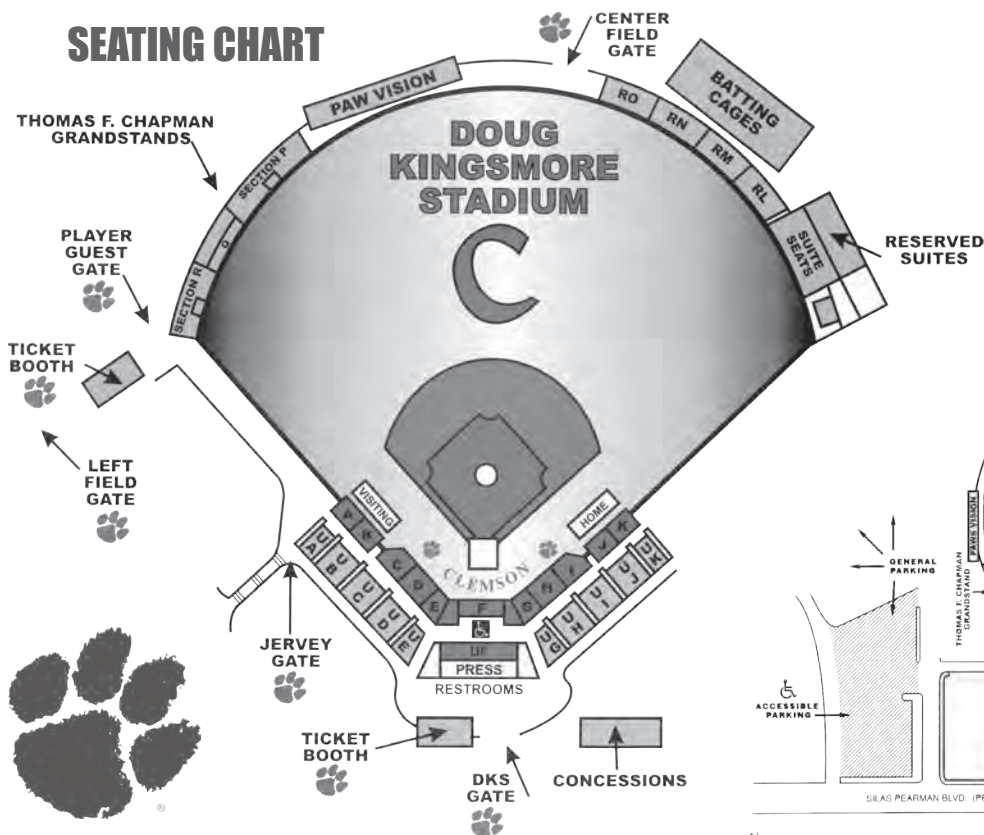
From Columbia, SC

Take I-26 west and exit onto I-385 west until it reaches I-85. Take I-85 south until it reaches exit 19-B. Take exit 19-B and follow the directions from Atlanta starting at the * symbol to arrive at the stadium.

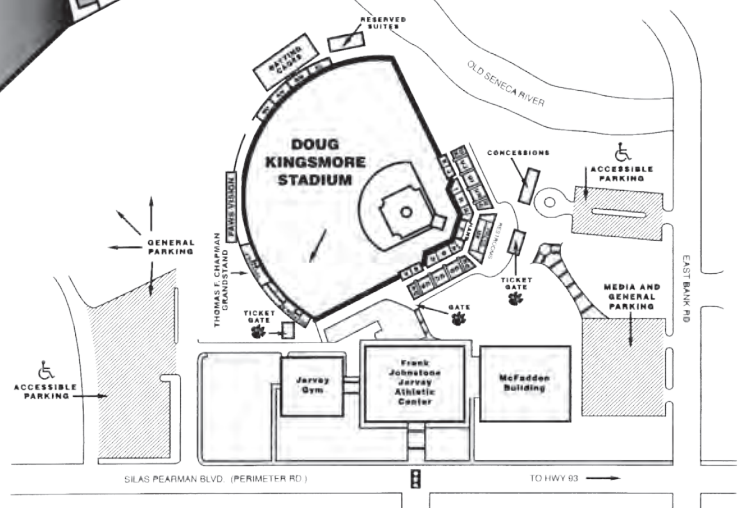
From Greenville, SC

Take I-85 south until it reaches exit 19-B. Take exit 19-B and follow the directions from Atlanta starting at the * symbol to arrive at the stadium.

SEATING CHART



PARKING MAP



ACC Media Relations

Steve Phillips is the baseball media relations contact for the ACC office. He can be reached at (336) 851-6062 or sphillips@theacc.org.

Credentials

Members of the working press who desire a media credential to a Clemson baseball home game should contact **Brian Hennessy** in the Clemson SID office at (864) 656-1921. There is space for 18 writers in the press box in the Doug Kingsmore Stadium press areas, plus booths for each team's radio network. Season credentials and credentials on a game-by-game basis are issued. Members of the media must request a pass at least one day prior to each game/series to ensure admittance.

Email Distribution List

Notes, stats, stories, and other information are emailed out on a series basis from the Clemson SID office. Contact **Brian Hennessy** (bhennes@clemson.edu) to be put on the email list.

Internet/Telephone Services

The press box features the most up-to-date phone and wireless internet services.

Leggett Availability

The best time to reach Head Coach **Jack Leggett** is weekday mornings. Please contact **Brian Hennessy** at (864) 656-1921 to set up an interview with Leggett.

Parking

Members of the media are requested to park in the McFadden Building parking lot, located on the hill above the stadium (behind home plate). The lot is reserved for media members with a parking pass, however, there are limited spaces. There is also parking available beyond the outfield fence and in Memorial Stadium's West endzone parking lot.

Photographer Positions

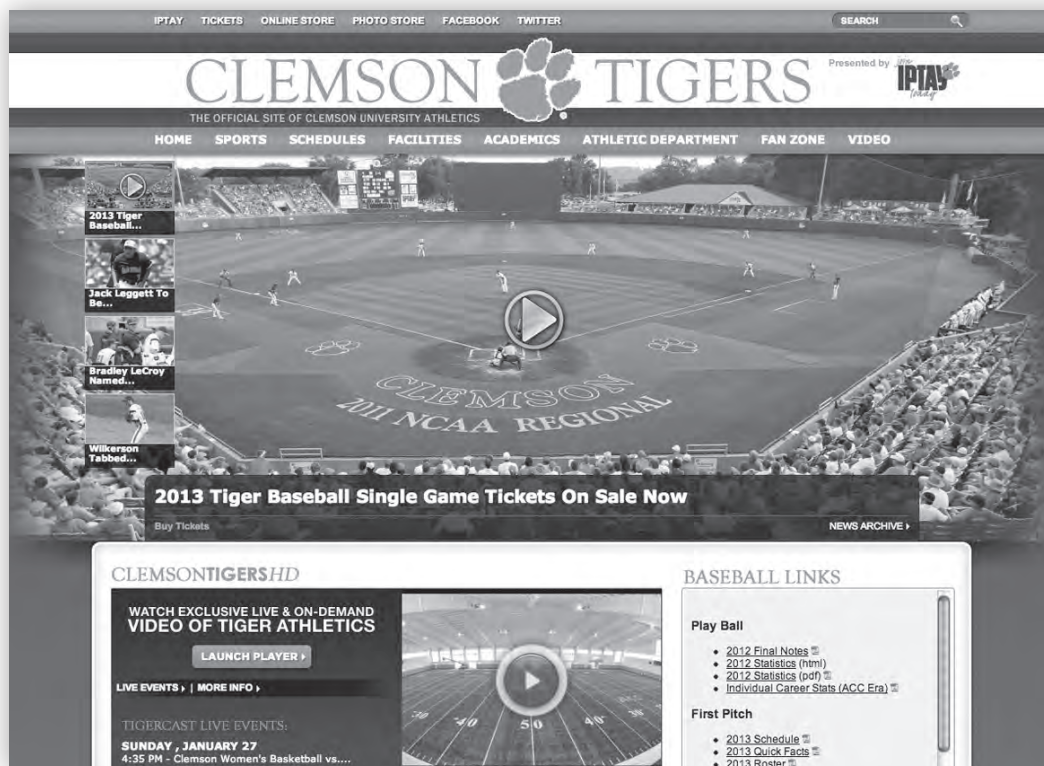
There is patio space on both sides of the press box for television camerapersons to film. Positions are on a first-come, first-serve basis. Still photographers are allowed on the playing field, but only in "lined-off" areas near each dugout. Positions are also on a first-come, first-serve basis.

Player Availability

Player interviews are conducted before a particular practice on days when the team does not have a game. Please notify **Brian Hennessy** if you plan to attend practice. If attendance at practice is not possible, the SID office can set up a phone interview. Campus and cell phone numbers for players will not be provided.

Postgame Interviews

Postgame interviews take place outside the dugout of each team. A member of the Clemson SID office will retrieve requested Tiger players from the locker room. The locker room is closed to the media. Please see the opponent's SID for its postgame interview procedure.



Postgame Stats

A final boxscore is provided for all home games at Doug Kingsmore Stadium. A typed play-by-play is also available upon request. A final boxscore (PDF) and game story is emailed within one hour of the conclusion of each home game. For any other requests, please see **Brian Hennessy** or another member of the Clemson SID staff prior to the conclusion of the game.



Press Entrance

Enter Doug Kingsmore Stadium at the gate behind home plate or near the left-field foul pole. The facility has an elevator and stairs leading up to the press box.

SID Contact Information

Jervey Athletic Center
100 Perimeter Road
P.O. Box 31
Clemson, SC 29633

Office Phone Number: (864) 656-2114

Fax Number: (864) 656-0299

Press Box Phone Number: (864) 656-7731

Twitter

The official twitter account of Clemson Baseball is @CUTigerBaseball.



Website

Clemson boxscores, releases, statistics, bios, live stats, videos, highlights, and other items are all available on the internet. Find us online at ClemsonTigers.com. Statistics are updated following every game. Game notes are also provided in PDF format.

Will-Call

Press will-call is located at the entrance next to the left-field foul pole.

CLEMSON SID STAFF



TIM BOURRET

Assistant AD, Sports Information
Office - (864) 656-1926
Email - tbimoth@clemson.edu



SAM BLACKMAN

Senior Associate SID
Office - (864) 656-1924
Email - blackmj@clemson.edu



BRIAN HENNESSY

Associate SID, Baseball Contact
Office - (864) 656-1921
Email - bhennes@clemson.edu



PHILIP SIKES

Associate SID
Office - (864) 656-1985
Email - philips@clemson.edu




JEFF KALLIN

Assistant SID
Office - (864) 656-1926
Email - jkallin@clemson.edu



LIBBY KEHN

Webmaster & Assistant SID
Office - (864) 656-4218
Email - elizabeth@clemson.edu



DAVIS SIMPSON

SID Graduate Assistant, Baseball
Office - (864) 656-2114
Email - daviss@clemson.edu

NUMERICAL

#	Player	Pos.	B-T	Hgt	Wgt	Cl.	Exp.	Hometown	Previous School
1	Maleeke Gibson	OF	L-L	5-9	165	Fr.	HS	Sumter, SC	Thomas Sumter Academy
3	Tyler Krieger	INF	S-R	6-0	160	Fr.	HS	Johns Creek, GA	Northview HS
4	Thomas Brittle	OF	L-L	5-8	175	*Sr.	1VL	Cross, SC	College of Charleston
5	Joe Costigan	OF	L-R	5-11	200	Jr.	2VL	Naples, FL	Barron Collier HS
6	Andrew Cox	OF/1B	L-L	5-11	205	Fr.	HS	Belton, SC	Belton-Honea Path HS
8	Kyle Whitman	INF/RHP	L-R	6-2	215	Fr.	HS	Fort Mill, SC	Nation Ford HS
9	Steven Duggar	OF	L-R	6-1	185	Fr.	HS	Moore, SC	James F. Byrnes HS
10	Mike Dunster	INF	L-R	5-10	185	Jr.	2VL	Greenwich, CT	Greenwich HS
11	Shane Kennedy	INF	R-R	6-2	190	Jr.	JC	Orlando, FL	Santa Fe College
12	Jon McGibbon	1B	L-L	6-1	220	Jr.	2VL	Lindenhurst, NY	Lindenhurst Senior HS
13	Jay Baum	INF/OF	R-R	5-11	190	So.	1VL	Alpharetta, GA	Centennial HS
15	Mike Kent	RHP	R-R	6-0	195	*Jr.	2VL	Springfield, VA	West Springfield HS
16	John Mulkey	OF	R-R	6-0	170	Fr.	HS	Greenwood, SC	Emerald HS
17	Steve Wilkerson	INF	S-R	6-1	190	Jr.	2VL	Roswell, GA	Pope HS
18	Tyler Slaton	OF	L-L	5-7	200	So.	1VL	Cumming, GA	North Forsyth HS
19	Brody Koerner	RHP	R-R	6-1	200	Fr.	HS	Concord, NC	Jay M. Robinson HS
20	Scott Firth	RHP	R-R	6-0	175	Sr.	3VL	Buffalo Grove, IL	Adlai E. Stevenson School
21	Kevin Pohle	RHP	R-R	6-3	195	Jr.	2VL	Saint Louis, MO	Parkway South Senior HS
22	Wales Toney	RHP	L-R	6-2	200	Fr.	HS	Anderson, SC	T.L. Hanna HS
23	Daniel Gossett	RHP	R-R	6-0	170	So.	1VL	Lyman, SC	James F. Byrnes HS
25	Matt Reed	C	R-R	6-1	195	Fr.	HS	Purcellville, VA	Woodgrove HS
27	Kyle Bailey	LHP	R-L	6-5	230	So.	1VL	Southlake, TX	Carroll Senior HS
28	Jonathan Meyer	RHP	R-R	6-0	190	Sr.	3VL	San Diego, CA	Cathedral Catholic HS
29	Jackson Campana	INF/RHP	R-R	6-6	220	Fr.	HS	Charlotte, NC	Providence Senior HS
30	Garrett Boulware	C	R-R	6-1	210	So.	1VL	Anderson, SC	T.L. Hanna HS
32	Clate Schmidt	RHP	R-R	6-1	175	Fr.	HS	Acworth, GA	Allatoona HS
33	Zack Erwin	LHP	L-L	6-4	180	Fr.	HS	Duluth, GA	Duluth HS
35	Mike Triller	OF	L-R	6-2	190	*Fr.	RS	Rutland, VT	Rutland HS
36	Matt Campbell	RHP	R-R	5-11	195	Jr.	2VL	Alpharetta, GA	Northview HS
37	Kevin Bradley	INF/C	S-R	6-1	190	Fr.	HS	Pennington, NJ	Hopewell Valley Central HS
39	Jake Long^	RHP	R-R	5-10	180	Jr.	TR	Anderson, SC	East Tennessee State University
40	Kyle Schnell	RHP	R-R	6-0	160	So.	JC	Alpharetta, GA	Lake Sumter (FL) CC
42	Clay Bates	RHP	R-R	5-11	180	*So.	1VL	Rock Hill, SC	Northwestern HS
43	Patrick Andrews	RHP	R-R	6-3	215	So.	1VL	Hilton Head Island, SC	Hilton Head Prep School
44	Matthew Crownover	LHP	R-L	5-11	195	Fr.	HS	Ringgold, GA	Ringgold HS
45	Daniel Chewning	RHP	R-R	6-8	220	*So.	HS	Seneca, SC	Seneca HS
48	Garrett Lovorn	RHP	R-R	6-2	190	Fr.	HS	Pendleton, SC	Pendleton HS
50	D.J. Reader	RHP/INF	R-R	6-3	335	Fr.	HS	Greensboro, NC	Grimsley HS
51	Joseph Moorefield	LHP	L-L	6-1	195	*Sr.	3VL	Woodruff, SC	James F. Byrnes HS

* - spent one season as a red-shirt player; ^ - ineligible in 2013 due to NCAA transfer rules

Head Coach:

Associate Head Coach:

Assistant Head Coach:

Volunteer Assistant Coach:

Student Assistant Coaches:

Bullpen Catchers:

Director of Baseball Operations:

Athletic Trainer:

Equipment Manager:

Student Equipment Managers:

Strength & Conditioning Coach:

Field Manager:

Sports Information Contact:

- 7 Jack Leggett (20th season • Maine '76)
 24 Dan Pepicelli (4th season • SUNY Cortland '90)
 2 Bradley LeCroy (^6th season • Clemson '01)
 31 Michael Johnson (5th season • Clemson '08)
 41 Brad Chalk (Sr. • Greer, SC)
 49 Stephen Faris (Sr. • Richmond, VA)
 Marcus Curry (Sr. • Nichols, SC)
 Mac Jordan (Fr. • Georgetown, SC)
 Brad Owens (6th season • Anderson (SC) '06)
 Travis Johnston (5th season • Clemson '01)
 Mike Wilson (3rd season • Clemson '02)
 Chris Coode (Sr. • Nashville, TN)
 Jamie Kryder (Sr. • Rochester, NY)
 Chas Williams (So. • Taylors, SC)
 Brock Byers (So. • Shelby, NC)
 Lukas Daniel (Fr. • Hemingway, SC)
 Ethan Forbes (Fr. • Manning, SC)
 Dennis Love (4th season • Catawba '00)
 Mike Echols (12th season • Clemson '85)
 Brian Hennessy (15th season • Clemson '98)

^ - includes three years (2003-05) as an assistant coach

ALPHABETICAL

#	Player	Pos.	Cl.
43	Patrick Andrews	RHP	So.
27	Kyle Bailey	LHP	So.
42	Clay Bates	RHP	*So.
13	Jay Baum	INF/OF	So.
30	Garrett Boulware	C	So.
37	Kevin Bradley	INF/C	Fr.
4	Thomas Brittle	OF	*Sr.
29	Jackson Campana	INF/RHP	Fr.
36	Matt Campbell	RHP	Jr.
45	Daniel Chewning	RHP	*So.
5	Joe Costigan	OF	Jr.
6	Andrew Cox	OF/1B	Fr.
44	Matthew Crownover	LHP	Fr.
9	Steven Duggar	OF	Fr.
10	Mike Dunster	INF	Jr.
33	Zack Erwin	LHP	Fr.
20	Scott Firth	RHP	Sr.
1	Maleeke Gibson	OF	Fr.
23	Daniel Gossett	RHP	So.
11	Shane Kennedy	INF	Jr.
15	Mike Kent	RHP	*Jr.
19	Brody Koerner	RHP	Fr.
3	Tyler Krieger	INF	Fr.
39	Jake Long^	RHP	Jr.
48	Garrett Lovorn	RHP	Fr.
12	Jon McGibbon	1B	Jr.
28	Jonathan Meyer	RHP	Sr.
51	Joseph Moorefield	LHP	*Sr.
16	John Mulkey	OF	Fr.
21	Kevin Pohle	RHP	Jr.
50	D.J. Reader	RHP/INF	Fr.
25	Matt Reed	C	Fr.
32	Clate Schmidt	RHP	Fr.
40	Kyle Schnell	RHP	So.
18	Tyler Slaton	OF	So.
22	Wales Toney	RHP	Fr.
35	Mike Triller	OF	*Fr.
8	Kyle Whitman	INF/RHP	Fr.
17	Steve Wilkerson	INF	Jr.

PRONUNCIATIONS

#	Player	Pronunciation
	Chris Coode	KOHD
9	Steven Duggar	DUH-guhr
49	Stephen Faris	FAYR-ih
2	Bradley LeCroy	luh-CROY
48	Garrett Lovorn	luh-VOHRN
24	Dan Pepicelli	peh-pih-SEH-lee
21	Kevin Pohle	POHL-ee
18	Tyler Slaton	SLAYT-ihn
22	Wales Toney	WAYLZ



CATCHERS

#	Player	Pos.	B-T	Hgt	Wgt	Cl.	Exp.	Hometown	Previous School
30	Garrett Boulware	C	R-R	6-1	210	So.	1VL	Anderson, SC	T.L. Hanna HS
25	Matt Reed	C	R-R	6-1	195	Fr.	HS	Purcellville, VA	Woodgrove HS

INFELDERS

#	Player	Pos.	B-T	Hgt	Wgt	Cl.	Exp.	Hometown	Previous School
13	Jay Baum	INF/OF	R-R	5-11	190	So.	1VL	Alpharetta, GA	Centennial HS
37	Kevin Bradley	INF/C	S-R	6-1	190	Fr.	HS	Pennington, NJ	Hopewell Valley Central HS
29	Jackson Campana	INF/RHP	R-R	6-6	220	Fr.	HS	Charlotte, NC	Providence Senior HS
10	Mike Dunster	INF	L-R	5-10	185	Jr.	2VL	Greenwich, CT	Greenwich HS
11	Shane Kennedy	INF	R-R	6-2	190	Jr.	JC	Orlando, FL	Santa Fe College
3	Tyler Krieger	INF	S-R	6-0	160	Fr.	HS	Johns Creek, GA	Northview HS
12	Jon McGibbon	1B	L-L	6-1	220	Jr.	2VL	Lindenhurst, NY	Lindenhurst Senior HS
8	Kyle Whitman	INF/RHP	L-R	6-2	215	Fr.	HS	Fort Mill, SC	Nation Ford HS
17	Steve Wilkerson	INF	S-R	6-1	190	Jr.	2VL	Roswell, GA	Pope HS

OUTFIELDERS

#	Player	Pos.	B-T	Hgt	Wgt	Cl.	Exp.	Hometown	Previous School
4	Thomas Brittle	OF	L-L	5-8	175	*Sr.	1VL	Cross, SC	College of Charleston
5	Joe Costigan	OF	L-R	5-11	200	Jr.	2VL	Naples, FL	Barron Collier HS
6	Andrew Cox	OF/1B	L-L	5-11	205	Fr.	HS	Belton, SC	Belton-Honea Path HS
9	Steven Duggar	OF	L-R	6-1	185	Fr.	HS	Moore, SC	James F. Byrnes HS
1	Maleeke Gibson	OF	L-L	5-9	165	Fr.	HS	Sumter, SC	Thomas Sumter Academy
16	John Mulkey	OF	R-R	6-0	170	Fr.	HS	Greenwood, SC	Emerald HS
18	Tyler Slaton	OF	L-L	5-7	200	So.	1VL	Cumming, GA	North Forsyth HS
35	Mike Triller	OF	L-R	6-2	190	*Fr.	RS	Rutland, VT	Rutland HS

* - spent one season as a red-shirt player

PITCHERS

#	Player	Pos.	B-T	Hgt	Wgt	Cl.	Exp.	Hometown	Previous School
43	Patrick Andrews	RHP	R-R	6-3	215	So.	1VL	Hilton Head Island, SC	Hilton Head Prep School
27	Kyle Bailey	LHP	R-L	6-5	230	So.	1VL	Southlake, TX	Carroll Senior HS
42	Clay Bates	RHP	R-R	5-11	180	*So.	1VL	Rock Hill, SC	Northwestern HS
36	Matt Campbell	RHP	R-R	5-11	195	Jr.	2VL	Alpharetta, GA	Northview HS
45	Daniel Chewning	RHP	R-R	6-8	220	*So.	HS	Seneca, SC	Seneca HS
44	Matthew Crownover	LHP	R-L	5-11	195	Fr.	HS	Ringgold, GA	Ringgold HS
33	Zack Erwin	LHP	L-L	6-4	180	Fr.	HS	Duluth, GA	Duluth HS
20	Scott Firth	RHP	R-R	6-0	175	Sr.	3VL	Buffalo Grove, IL	Adlai E. Stevenson School
23	Daniel Gossett	RHP	R-R	6-0	170	So.	1VL	Lyman, SC	James F. Byrnes HS
15	Mike Kent	RHP	R-R	6-0	195	*Jr.	2VL	Springfield, VA	West Springfield HS
19	Brody Koerner	RHP	R-R	6-1	200	Fr.	HS	Concord, NC	Jay M. Robinson HS
39	Jake Long^	RHP	R-R	5-10	180	Jr.	TR	Anderson, SC	East Tennessee State University
48	Garrett Lovorn	RHP	R-R	6-2	190	Fr.	HS	Pendleton, SC	Pendleton HS
28	Jonathan Meyer	RHP	R-R	6-0	190	Sr.	3VL	San Diego, CA	Cathedral Catholic HS
51	Joseph Moorefield	LHP	L-L	6-1	195	*Sr.	3VL	Woodruff, SC	James F. Byrnes HS
21	Kevin Pohle	RHP	R-R	6-3	195	Jr.	2VL	Saint Louis, MO	Parkway South Senior HS
50	D.J. Reader	RHP/INF	R-R	6-3	335	Fr.	HS	Greensboro, NC	Grimsley HS
32	Clate Schmidt	RHP	R-R	6-1	175	Fr.	HS	Acworth, GA	Allatoona HS
40	Kyle Schnell	RHP	R-R	6-0	160	So.	JC	Alpharetta, GA	Lake Sumter (FL) CC
22	Wales Toney	RHP	L-R	6-2	200	Fr.	HS	Anderson, SC	T.L. Hanna HS

* - spent one season as a red-shirt player; ^ - ineligible in 2013 due to NCAA transfer rules

PLAYERS BY STATE

South Carolina (15)

43	Patrick Andrews	Hilton Head Island
42	Clay Bates	Rock Hill
30	Garrett Boulware	Anderson
4	Thomas Brittle	Cross
45	Daniel Chewning	Seneca
6	Andrew Cox	Belton
9	Steven Duggar	Moore
1	Maleeke Gibson	Sumter
23	Daniel Gossett	Lyman
39	Jake Long^	Anderson
48	Garrett Lovorn	Pendleton
51	Joseph Moorefield	Woodruff
16	John Mulkey	Greenwood
22	Wales Toney	Anderson
8	Kyle Whitman	Fort Mill

Georgia (9)

13	Jay Baum	Alpharetta
36	Matt Campbell	Alpharetta
44	Matthew Crownover	Ringgold
33	Zack Erwin	Duluth
3	Tyler Krieger	Johns Creek
32	Clate Schmidt	Acworth
40	Kyle Schnell	Alpharetta
18	Tyler Slaton	Cumming
17	Steve Wilkerson	Roswell

North Carolina (3)

29	Jackson Campana	Charlotte
19	Brody Koerner	Concord
50	D.J. Reader	Greensboro

Florida (2)

5	Joe Costigan	Naples
11	Shane Kennedy	Orlando

Virginia (2)

15	Mike Kent	Springfield
25	Matt Reed	Purcellville

California (1)

28	Jonathan Meyer	San Diego
----	----------------	-----------

Connecticut (1)

10	Mike Dunster	Greenwich
----	--------------	-----------

Illinois (1)

20	Scott Firth	Buffalo Grove
----	-------------	---------------

Missouri (1)

21	Kevin Pohle	Saint Louis
----	-------------	-------------

New Jersey (1)

37	Kevin Bradley	Pennington
----	---------------	------------

New York (1)

12	Jon McGibbon	Lindenhurst
----	--------------	-------------

Texas (1)

27	Kyle Bailey	Southlake
----	-------------	-----------

Vermont (1)

35	Mike Triller	Rutland
----	--------------	---------

2013 QUICK FACTS

General Information

Institution:.....Clemson University
Nickname:.....Tigers
Location:.....Clemson, SC 29633
Colors:.....Clemson Orange & Regalia
Founded:.....1889
Enrollment:.....19,911
President:.....**James F. Barker** (Clemson '70)
Athletic Director:.....**Dan Radakovich** (Indiana (PA) '80)
.....Office Phone - (864) 656-1935
.....Email - athldir@clemson.edu
Conference:.....Atlantic Coast Conference (Atlantic Division)
Stadium (Capacity):.....Doug Kingsmore Stadium (Natural Grass) (6,346)
Field Dimensions:.....LL - 320, LC - 370, C - 400, RC - 370, RL - 330
Press Box Phone Number:.....(864) 656-7731
Ticket Office Phone Number:.....(864) 656-2118 or 1-800-CLEMSON

Baseball Staff

Head Coach:.....**Jack Leggett** (Maine '76)
Record at Clemson:.....847-404-1 (19 seasons)
Overall Record:.....1224-694-1 (33 seasons)
.....Office Phone - (864) 656-1947
Best Time to Contact Leggett:.....9:00 AM - 11:00 AM weekdays
Associate Head Coach:.....**Dan Pepicelli** (SUNY Cortland '90)
.....Office Phone - (864) 656-1948
Assistant Head Coach & Recruiting Coordinator:.....**Bradley LeCroy** (Clemson '01)
.....Office Phone - (864) 656-1950
Volunteer Assistant Coach:.....**Michael Johnson** (Clemson '08)
.....Office Phone - (864) 656-1689
Student Assistant Coaches:.....**Brad Chalk** (Sr. • Greer, SC)
.....**Stephen Faris** (Sr. • Richmond, VA)
Director of Baseball Operations:.....**Brad Owens** (Anderson (SC) '06)
.....Office Phone - (864) 656-1691
.....Email - owens4@clemson.edu
Administrative Coordinator:.....**Roberta Balliet**
.....Office Phone - (864) 656-1940
.....Email - rballie@clemson.edu
Athletic Trainer:.....**Travis Johnston** (Clemson '01)
Equipment Manager:.....**Mike Wilson** (Clemson '02)
Student Equipment Managers:.....**Chris Coode** (Sr. • Nashville, TN)
.....**Jamie Kryder** (Sr. • Rochester, NY)
.....**Chas Williams** (So. • Taylors, SC)
.....**Brock Byers** (So. • Shelby, NC)
.....**Lukas Daniel** (Fr. • Hemingway, SC)
.....**Ethan Forbes** (Fr. • Manning, SC)
Strength & Conditioning Coach:.....**Dennis Love** (Catawba '00)
Supervisor of Athletic Facilities:.....**Matt Money** (Clemson '01)
Supervisor of Athletic Grounds:.....**Mike Echols** (Clemson '85)

SID Information

Office Phone:.....(864) 656-2114
Fax Number:.....(864) 656-0299
Mailing Address:.....P.O. Box 31; Clemson, SC 29633
Overnight Address:.....Jervey Athletic Center; 100 Perimeter Road; Clemson, SC 29633
Website:.....ClemsonTigers.com
Assistant Athletic Director/Sports Information Director:.....**Tim Bourret** (Notre Dame '77)
.....Office Phone - (864) 656-1926
.....Home Phone - (864) 888-3490
.....Cell Phone - (864) 356-3791
.....Email - btimoth@clemson.edu
Senior Associate SID:.....**Sam Blackman** (Clemson '85)
.....Office Phone - (864) 656-1924
.....Email - blackmj@clemson.edu
Associate SID & Baseball Contact:.....**Brian Hennessy** (Clemson '98)
.....Office Phone - (864) 656-1921
.....Cell Phone - (864) 986-9046
.....Email - bhennes@clemson.edu
Associate SID:.....**Philip Sikes** (Clemson '02)
.....Office Phone - (864) 656-1985
.....Email - philips@clemson.edu
Assistant SID:.....**Jeff Kallin** (Clemson '07)
.....Office Phone - (864) 656-1920
.....Email - jkallin@clemson.edu
Webmaster & Assistant SID:.....**Libby Kehn** (Clemson '02)
.....Office Phone - (864) 656-4218
.....Email - elizabk@clemson.edu
SID Graduate Assistants:.....**Hannah Burleson** (Clemson '12)
.....**William Qualkinbush** (Clemson '10)
.....**Davis Simpson** (Clemson '12)
SID Student Assistants:.....**Kathryn Andreoli** (So. • Shrewsbury, MA),
.....**Allison Bell** (So. • Greenville, SC), **Hannah Branning** (Fr. • Menlo Park, CA),
.....**Matt Castello** (So. • Greenville, SC), **Adam Duncan** (Fr. • Pendleton, SC),
.....**Schuyler Easterling** (So. • Auxvasse, MO), **Joey Johns** (Sr. • Ann Arbor, MI),
.....**Alison Lanning** (Sr. • Rock Hill, SC), **Kathryn McGinn** (Jr. • Longboat Key, FL),
.....**Carrie Truax** (Jr. • Madison, IN), **Stephanie Withey** (Gr. • Simpsonville, SC)
Official Scorer:.....**Sack Bagley** (Southern Wesleyan '72)

2013 Team Information

Lettermen Returning:.....18
Lettermen Lost:.....11
2012 Starting Position Players Returning (4):.....**Jay Baum** (LF), **Thomas Brittle** (CF),
.....**Jon McGibbon** (1B), **Steve Wilkerson** (2B)
2012 Starting Position Players Lost (5):.....**Brad Felder** (RF), **Spencer Kieboom** (C),
.....**Phil Pohl** (DH), **Richie Shaffer** (3B), **Jason Stolz** (SS)
2012 Starting Pitchers Returning (3):.....**Daniel Gossett** (R), **Jonathan Meyer** (R), **Kevin Pohle** (R)
2012 Starting Pitchers Lost (3):.....**Kevin Brady** (R), **David Haselden** (R), **Dominic Leone** (R)
All-Americans Returning (0)
All-Americans Lost (1):.....**Richie Shaffer** (3B)
All-ACC Players Returning (2):.....**Thomas Brittle** (CF), **Steve Wilkerson** (2B)
All-ACC Players Lost (2):.....**Phil Pohl** (DH), **Richie Shaffer** (3B)

Returning Leaders


Batting Average:.....**Thomas Brittle** (.298)
Games:.....**Jon McGibbon**, **Steve Wilkerson** (59)
Runs:.....**Steve Wilkerson** (49)
Hits:.....**Steve Wilkerson** (76)
Doubles:.....**Steve Wilkerson** (13)
Home Runs:.....**Jon McGibbon** (5)
RBI's:.....**Thomas Brittle** (36)
Stolen Bases:.....**Thomas Brittle** (15)
ERA:.....**Scott Firth** (2.09)
Wins:.....**Kevin Pohle** (7)
Appearances:.....**Scott Firth**, **Jonathan Meyer** (24)
Saves:.....**Scott Firth** (3)
Innings Pitched:.....**Daniel Gossett** (77.0)
Strikeouts:.....**Daniel Gossett** (87)

2012 Review

Record:.....35-28 Overall, 21-14 Home, 9-11 Away, 5-3 Neutral
ACC Regular-Season Record (Finish):.....16-14 (3rd (Atlantic))
ACC Tournament Record (Finish):.....1-2 (T-5th)
NCAA Tournament Record:.....2-2 in Columbia (SC) Regional
Final Rankings:.....NR
Highest Rankings:.....#15 by **Baseball America** (Feb. 27),
.....#19 by **Sports Weekly** (Feb. 27, Mar. 5), #20 by **Collegiate Baseball** (Feb. 27, Mar. 5)
Record vs. Top-25 Ranked Teams:.....8-12

2012 Top-25 NCAA Stat Rankings

Team	Category	Stat	Rank
Clemson	Double Plays	62	T-12
Clemson	Walks	270	17
Clemson	Double Plays per Game	0.98	23
Individual	Category	Stat	Rank
Richie Shaffer	Walks	63	T-3
Richie Shaffer	Walks per Game	1.00	6
Thomas Brittle	Triples	8	T-10
Thomas Brittle	Triples per Game	0.14	16



**KEVIN POHLE
IS CLEMSON'S
RETURNING
LEADER IN
WINS (7).**



Youth will be served on the 2013 Tiger baseball team, at least among position players. **Jack Leggett**, in his 20th season as head coach at Clemson, will direct a team that features nearly half of its players in their first year in the program.

Most of the new faces Tiger fans will see in 2013 will be in the field, as Clemson should feature its youngest lineup in years.

"We have some players who have played really well all fall," said Leggett, whose 847 wins in his 19 seasons as head coach at Clemson are seventh-most in the nation during that time span. "The freshmen have gotten better and better as time has gone on and some are going to contribute and be good players. We have some really good intra-team competition.

"We have some work to figure out who the best players are going to be, but we saw a lot of them emerge in the last three or four weeks of the fall. We are starting to see some of these players take a big jump."

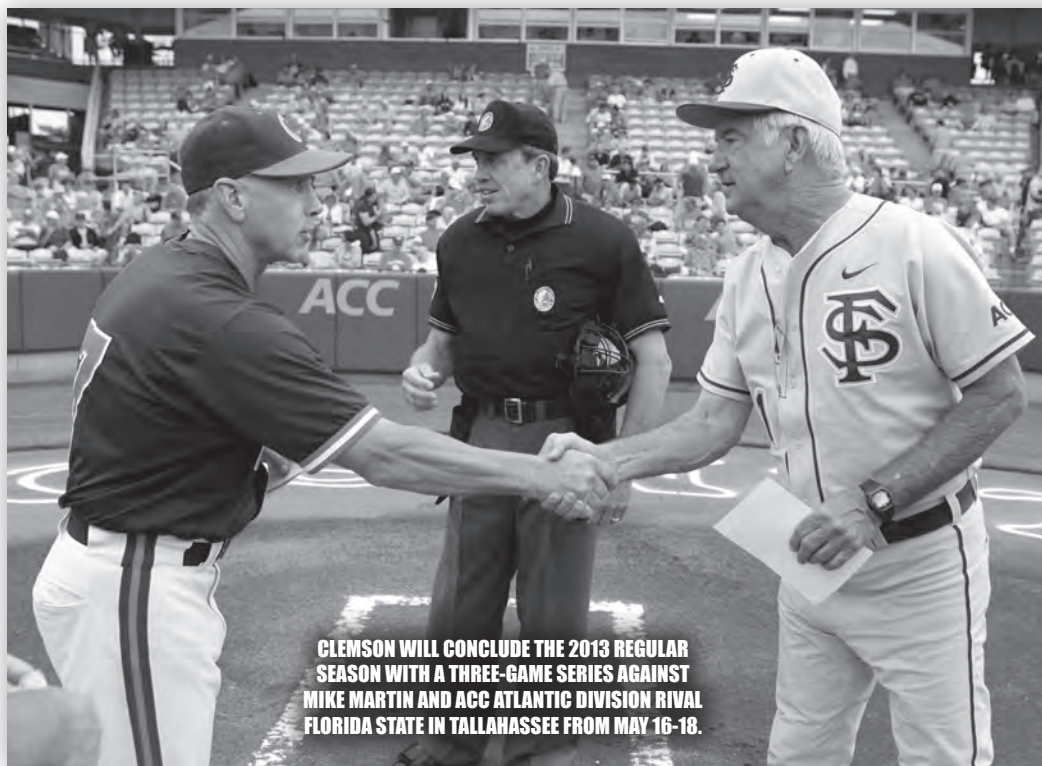
Many of those players who made a big jump are part of a recruiting class that was ranked as high as #5 in the nation by **Collegiate Baseball**. Assistant Head Coach and Recruiting Coordinator **Bradley LeCroy** along with the rest of the coaching staff were instrumental in Clemson signing a top-five class. LeCroy, in his second stint and sixth overall season as an assistant coach at Clemson, was listed as one of the top-10 assistant coaches in the nation by **Baseball America** in January.

With the losses of First-Team All-ACC players Phil Pohl and Richie Shaffer, Clemson returns players who have combined for only nine career home runs. Therefore, the Tigers will rely on other aspects of the offensive game in 2013.

"I like our team speed," stated Leggett. "Speed is one asset that carries with you from both offense to defense. I think we have a chance to be a good defensive team as well as a good offensive team.

"We are starting to make some progress, but we have to continue to work. I think one of our assets is going to be our speed and quickness and our ability to put pressure on people, so we have some tough decisions to make this spring. I think that's a good problem to have, because everyone has to stay on their toes and keep working."

Although Clemson returns just four position starters, the Tiger pitching staff, led by fourth-year Associate Head Coach **Dan Pepicelli**, returns 10 of the 13 pitchers who saw action from a 2012 team that had a solid 3.90 ERA.



CLEMSON WILL CONCLUDE THE 2013 REGULAR SEASON WITH A THREE-GAME SERIES AGAINST MIKE MARTIN AND ACC ATLANTIC DIVISION RIVAL FLORIDA STATE IN TALLAHASSEE FROM MAY 16-18.

"We have some good senior and junior leaders on our team, especially on the pitching staff," said Leggett. "Our freshmen and sophomores are hungry and they have a good measure of leadership among themselves as well. I think we have some good leadership on this team and it doesn't just come from the older guys, it comes from everyone."

Three other members of the coaching staff will try to help the Tigers reach the NCAA Tournament for the 27th time in the last 28 seasons. Volunteer Assistant Coach **Michael Johnson** is in his fifth season in that position, while Student Assistant Coaches **Brad Chalk** and **Stephen Faris** are in their first seasons back in Tigertown. All three were All-ACC players and played in the College World Series for the Tigers.

The 2013 schedule features 36 home games, 21 games against 2012 NCAA Tournament teams, and two games at Fluor Field in Greenville, SC. Clemson will open the season with an eight-game homestand, beginning with a three-game series against William & Mary. The top-eight teams in the ACC standings will play in the ACC Tournament at Durham (NC) Bulls Athletic Park from May 22-26. It will be the eighth time the ACC Tournament is held in Durham.

Catchers

Behind the plate, Clemson must replace Spencer Kieboom, who received the Gold Glove Award as the nation's best defensive catcher in 2012. The only returning Tiger who has experience at the position is sophomore **Garrett Boulware** (Anderson, SC). He made just one start at catcher as a freshman, but the coaching staff believes he has the arm to solidify the position. Boulware saw most of his action in left field, as he batted .214 in 28 games (17 starts) in 2012.

Freshman **Matt Reed** (Purcellville, VA) will also vie for the starting spot behind the plate. He won the Omaha Challenge competition among position players in the fall, a sign of his athleticism and strength.

CATCHERS

#	Player	B-T	Cl.	BA	HR	RBI
30	Garrett Boulware	R-R	So.	.214	0	2
37	Kevin Bradley	S-R	Fr.	----	--	--
25	Matt Reed	R-R	Fr.	----	--	--

Note: Stats are from the 2012 season.

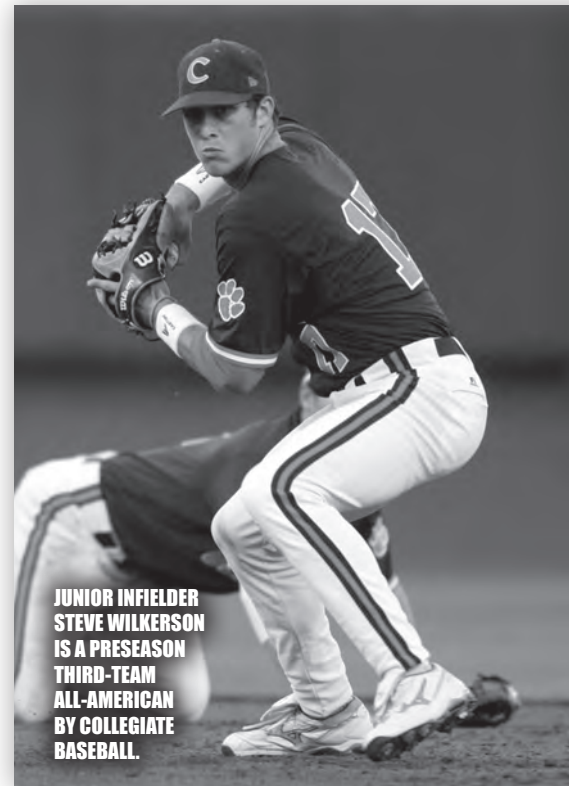
Although he is unable to play in a game, senior bullpen catcher **Marcus Curry** (Nichols, SC) was voted as a co-captain by his teammates for his hard work and dedication with the pitching staff.

Infielders


The right side of Clemson's infield returns intact in 2013. Junior second-baseman **Steve Wilkerson** (Roswell, GA) was Clemson's leadoff batter during most of the 2012 season and earned Second-Team All-ACC honors. The switch-hitter is a preseason third-team All-American by **Collegiate Baseball** thanks to hitting .295 with a team-tying-high 49 runs and two hitting streaks of at least 15 games in 2012.



SOPHOMORE GARRETT BOULWARE IS THE TIGERS' ONLY RETURNING CATCHER.



JUNIOR INFILDER STEVE WILKERSON IS A PRESEASON THIRD-TEAM ALL-AMERICAN BY COLLEGIATE BASEBALL.



JUNIOR FIRST-BASEMAN AND CO-CAPTAIN JON MCGIBBON WAS AN ALL-ACC TOURNAMENT PERFORMER IN 2012.

Junior first-baseman and co-captain **Jon McGibbon** (Lindenhurst, NY) is Clemson's top returning power hitter. He started 55 games at first base and had a 24-game streak of reaching base in 2012. His highlight of the 2012 season came in the ACC Tournament with Clemson trailing #1 Florida State 7-6 in the bottom of the ninth inning. He lined a three-run walkoff homer to beat the top-ranked Seminoles, a big reason he was named to the All-ACC Tournament team.

Clemson will replace the left side of the infield with the losses of Shaffer, a first-team All-American, at third base and Jason Stolz, who had a remarkable .985 fielding percentage, at shortstop.

A leading candidate to move into one of those two starting spots in sophomore **Jay Baum** (Alpharetta, GA). He batted just .220 as a freshman, but had a .354 on-base percentage thanks to his outstanding strikezone awareness and 28 walks against only 19 strikeouts. Baum also has the ability to play in the outfield, as he made 40 of his 45 starts in the outfield in 2012.

The last of four returning lettermen in the infield is junior **Mike Dunster** (Greenwich, CT). As one of the team's top pinch-hitters the past two seasons, he is a career .310 hitter with a .420 on-base percentage in 31 games and has not committed an error in 11 chances in the field.

The Tigers have five newcomers in the infield that will all compete for spots in 2013. Junior **Shane Kennedy** (Orlando, FL), a leading candidate to start at third base, was a junior college All-American and an all-state selection at Santa Fe College in 2012. As a freshman at North Florida in 2011, he hit .324 in 43 games.

Freshman **Tyler Krieger** (Johns Creek, GA) is a strong candidate to start at shortstop. He was drafted in the 35th round by the Seattle Mariners after being an all-state selection by ESPN.com at Northview High School.

Kevin Bradley (Pennington, NJ) is a freshman who has the versatility to not only play in the infield, but also behind the plate. The 36th-round draft pick of the Colorado Rockies is the son of Scott Bradley, who has served as head baseball coach at Princeton since 1998 and played nine seasons in the Major Leagues.

With his 6'6" frame, freshman **Jackson Campana** (Charlotte, NC) showed his power potential in the fall after being rated as the #13 player in North Carolina by **Perfect Game**.

Kyle Whitman (Fort Mill, SC) is another freshman infielder who will look to make an impact in 2013. He was rated as the #1 first-baseman in South Carolina by **Diamond**

INFELDERS

#	Player	B-T	Cl.	BA	HR	RBI
13	Jay Baum	R-R	So.	.220	0	11
37	Kevin Bradley	S-R	Fr.	-----	--	--
29	Jackson Campana	R-R	Fr.	-----	--	--
6	Andrew Cox	L-L	Fr.	-----	--	--
10	Mike Dunster	L-R	Jr.	.233	0	4
11	Shane Kennedy	R-R	Jr.	-----	--	--
3	Tyler Krieger	S-R	Fr.	-----	--	--
12	Jon McGibbon	L-L	Jr.	.233	5	33
50	D.J. Reader	R-R	Fr.	-----	--	--
8	Kyle Whitman	L-R	Fr.	-----	--	--
17	Steve Wilkerson	S-R	Jr.	.295	1	31

Note: Stats are from the 2012 season.

Prospects. Both Campana and Whitman will also get looks as righthanders on the mound.

Outfielders

The unquestioned leader of the Tiger outfield is senior centerfielder and co-captain **Thomas Brittle** (Cross, SC). In his first active season as a Tiger in 2012, he showed why he is one of the best defensive outfielders in Clemson history by making countless highlight-reel catches and totaling nine outfield assists. Brittle was a Second-Team All-ACC selection who hit .298 with an ACC-tying-high eight triples, two homers, 36 RBIs, and a team-high 15 steals. He also had a 22-game hitting streak and two walkoff hits in 2012.

Junior **Joe Costigan** (Naples, FL) was the team's best pinch-hitter in 2012, as he was 7-18 (.389) in that situation. He came on late in the season with several key hits, including a pinch-hit single late in Clemson's comeback win over #1 Florida State in the ACC Tournament. He has also reached base in all four of his career plate appearances in the NCAA Tournament.

Sophomore **Tyler Slaton** (Cumming, GA) is the last returning outfielder with previous collegiate experience. The speedster batted just .189 in 47 games (17 starts), but had a solid .353 on-base percentage. He was Clemson's top pinch-runner late in 2012 who scored the winning run on both of Brittle's walkoff hits.

Mike Triller (Rutland, VT) red-shirted last season, but still earned two honors. He won the team's Dedication Award for outstanding work in the strength training room and the Omaha Challenge competition among fielders prior to the 2012 season.

Four freshmen, all from the state of South Carolina, will compete for the starting corner outfield positions. **Steven**



SENIOR CO-CAPTAIN THOMAS BRITTLE, WHO HAD NINE OUTFIELD ASSISTS IN 2012, IS THE LEADER OF THE TIGER OUTFIELD.



SOPHOMORE DANIEL GOSSETT HAD A 6-3 RECORD AS A FRESHMAN IN 2012.

Duggar (Moore, SC) was rated as the #1 position player in South Carolina by **Perfect Game** and was a two-time all-state selection at James F. Byrnes High School.

Maleeke Gibson (Sumter, SC) had a stellar fall after a standout career at Thomas Sumter Academy. He was rated as the #7 high school prospect in South Carolina by **Baseball America**.

Andrew Cox (Belton, SC) was rated as the #2 outfielder in South Carolina by **Diamond Prospects** and also will vie for playing time at first base. Cox's father, Jimmy, was a member of the 1979 and 1980 Clemson football teams, while his brother, Jay, was an outfielder on the 2011 Tiger baseball squad.

Another Tiger freshman who will compete for playing time in the outfield is **John Mulkey** (Greenwood, SC), who was an all-state pick at Emerald High School.

Pitchers

The Tiger pitching staff returns over 66 percent of its innings and two of its three weekend starters from the second half of the season.

The leader of the staff is senior righthander and co-captain **Scott Firth** (Buffalo Grove, IL). He has seen action as both a starter and reliever and has an 11-2 record and a 2.81 ERA in 134.1 innings pitched in his career. The hard thrower was 4-0 with a team-high three saves in 2012. His 2.09 ERA was also best on the team and was the best mark by a Tiger (given a minimum of 40 innings pitched) since 1998.

Another hard-throwing righty who will play a prominent role in the success of the Tigers is sophomore **Daniel Gossett** (Lyman, SC). He was Clemson's best pitchers as a starter during the latter stages of 2012. Gossett had a 6-3 record

OUTFIELDERS

#	Player	B-T	Cl.	BA	HR	RBI
13	Jay Baum	R-R	So.	.220	0	11
4	Thomas Brittle	L-L	*Sr.	.298	2	36
5	Joe Costigan	L-R	Jr.	.289	0	7
6	Andrew Cox	L-L	Fr.	-----	--	--
9	Steven Duggar	L-R	Fr.	-----	--	--
1	Maleeke Gibson	L-L	Fr.	-----	--	--
16	John Mulkey	R-R	Fr.	-----	--	--
18	Tyler Slaton	L-L	So.	.189	0	7
35	Mike Triller	L-R	*Fr.	-----	--	--

* - spent one season as a red-shirt player; Note: Stats are from the 2012 season.

PITCHERS

#	Player	T	Cl.	ERA	W-L/S	IP
43	Patrick Andrews	R	So.	5.52	2-3/2	29.1
27	Kyle Bailey	L	So.	0.00	0-0/0	1.0
42	Clay Bates	R	*So.	7.27	0-0/0	8.2
29	Jackson Campana	R	Fr.	----	----	----
36	Matt Campbell	R	Jr.	2.49	1-2/2	25.1
45	Daniel Chewning	R	*So.	----	----	----
44	Matthew Crownover	L	Fr.	----	----	----
33	Zack Erwin	L	Fr.	----	----	----
20	Scott Firth	R	Sr.	2.09	4-0/3	51.2
23	Daniel Gossett	R	So.	4.32	6-3/2	77.0
15	Mike Kent	R	*Jr.	3.76	1-2/2	38.1
19	Brody Koerner	R	Fr.	----	----	----
39	Jake Long [^]	R	Jr.	4.38	*2-9/1	*88.1
48	Garrett Lovorn	R	Fr.	----	----	----
28	Jonathan Meyer	R	Sr.	3.96	2-5/1	63.2
51	Joseph Moorefield	L	*Sr.	6.23	0-0/0	8.2
21	Kevin Pohle	R	Jr.	3.66	7-4/0	76.1
50	D.J. Reader	R	Fr.	----	----	----
32	Clate Schmidt	R	Fr.	----	----	----
40	Kyle Schnell	R	So.	----	----	----
22	Wales Toney	R	Fr.	----	----	----
8	Kyle Whitman	R	Fr.	----	----	----

* - spent one season as a red-shirt player; ^ - ineligible in 2013 due to NCAA transfer rules; * - East Tennessee State; Note: Stats are from the 2012 season.

and a .221 opponents' batting average with a team-high 87 strikeouts in 77.0 innings pitched.

Junior righty **Kevin Pohle** (Saint Louis, MO) was Clemson's top freshman pitcher in 2011, a weekend starter during most of the 2012 season, and looks to do the same in 2013. He has a 12-6 record and 3.14 ERA in 33 appearances (17 starts) in his career. Pohle was rated as the #3 college prospect in South Carolina for the 2013 draft by **Perfect Game**.

Like Pohle, senior righty **Jonathan Meyer** (San Diego, CA) relies on movement and location for his success. He has pitched more innings (160.2) than any other Tiger on the 2013 team as both a starter and long reliever. Meyer has 124 strikeouts against only 45 walks, good for a 2.76 strikeout-to-walk ratio.

Junior righthander **Matt Campbell** (Alpharetta, GA) was having an outstanding 2012 season as one of the team's best end-of-game pitchers before suffering a season-ending injury on April 27. The hard thrower had a 2.49 ERA, a team-best .211 opponents' batting average, and 29 strikeouts in 25.1 innings pitched.

Mike Kent (Springfield, VA) is another junior righty who emerged as a go-to reliever in 2012. With his outstanding

breaking ball, he had a 3.76 ERA in 21 appearances and was nearly flawless in the ninth inning of games.

Senior **Joseph Moorefield** (Woodruff, SC) is Clemson's lone returning lefthander who has seen significant action on the mound as a Tiger. Primarily facing lefthanded batters in 2012, Moorefield allowed just one of his 18 inherited baserunners to score.

Sophomore **Patrick Andrews** (Hilton Head Island, SC) showed flashes of dominance as a freshman in 2012, including against #1 Florida State in the ACC Tournament when he retired all four batters he faced to earn the win. The hard-throwing righthander has the versatility to start or pitch out of the bullpen.

Clay Bates (Rock Hill, SC), another sophomore right-hander, is a sidearm pitcher who has been a long reliever and situational pitcher. He has won the Omaha Challenge competition among pitchers during all three of his falls in Tigertown.

Clemson's final returning hurler is sophomore lefthander **Kyle Bailey** (Southlake, TX). He made just two relief appearances in 2012, but looks to play a more prominent role out of the bullpen in 2013.

A big reason for Clemson's high recruiting ranking was the addition of freshman righthander **Clate Schmidt** (Acworth, GA). He was drafted in the 36th round by the Detroit Tigers and was rated as the #10 righthander in the nation by **Perfect Game**. Schmidt was also an all-state selection in the talent-rich state of Georgia.

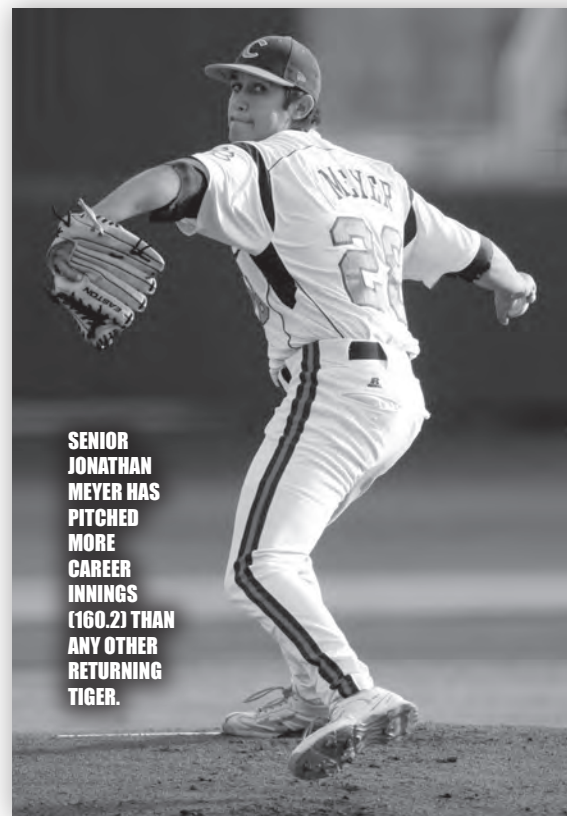
Another highly-touted prospect is freshman lefty **Matthew Crownover** (Ringgold, GA). He was rated as the #87 high school prospect in the nation by **Baseball America** after being a three-time all-state selection.

Local product and freshman righthander **Wales Toney** (Anderson, SC) will compete for innings as a freshman in 2013. He was rated as the #5 player in South Carolina by **Perfect Game** at T.L. Hanna High School.

Freshman righthander **Brody Koerner** (Concord, NC) was a two-time all-state selection and was rated as the #5 high school prospect in North Carolina by **Baseball America**.

Zack Erwin (Duluth, GA) joins Crownover as freshman lefties in 2013. He set Duluth High School records for season and career wins and strikeouts.

Freshman **D.J. Reader** (Greensboro, NC), who also has the versatility to play in the infield, is a 6'3", 335-pound righthander. He is already known to Tiger fans as a backup defensive tackle who had 40 tackles in 236 snaps on Clemson's 11-2 football team in 2012.



SENIOR JONATHAN MEYER HAS PITCHED MORE CAREER INNINGS (160.2) THAN ANY OTHER RETURNING TIGER.

Sophomore righthander **Kyle Schnell** (Alpharetta, GA) will add depth to the bullpen after playing in 2012 at Lake Sumter (FL) Community College.

Two more righthanders with local ties, sophomore **Daniel Chewning** (Seneca, SC) and freshman **Garrett Lovorn** (Pendleton, SC), will compete for innings in their first season in the program. Chewning, who stands 6'8", is one of the tallest Tigers in history. Lovorn was rated as the #12 pitcher in South Carolina by **Diamond Prospects**.

One more Tiger will be a member of the 2013 team, but he is ineligible due to NCAA transfer rules. Junior righty **Jake Long** (Anderson, SC) had a 4.38 ERA in 88.1 innings pitched at East Tennessee State in 2012 after a standout career at T.L. Hanna High School.

2013 PRESEASON POLLS

Baseball America

Rk	School	2012 W-L	*Rk
1.	North Carolina	46-16	17
2.	Vanderbilt	35-28	---
3.	Arkansas	46-22	6
4.	Louisville	41-22	---
5.	Mississippi State	40-24	22
6.	Oregon State	40-20	24
7.	South Carolina	49-20	2
8.	N.C. State	43-20	12
9.	Stanford	41-18	13
10.	Louisiana State	47-18	9
11.	Kentucky	45-18	20
12.	UCLA	48-16	5
13.	Mississippi	37-26	---
14.	TCU	40-22	16
15.	Oregon	46-19	11
16.	Georgia Tech	38-26	---
17.	Florida	47-20	3
18.	Rice	41-19	18
19.	Oklahoma	42-25	14
20.	Florida State	50-17	4
21.	New Mexico	37-24	---
22.	Cal State Fullerton	36-21	21
23.	Southern Mississippi	32-24	---
24.	Arizona	48-17	1
25.	San Diego	40-17	---

* - final ranking of 2012

Collegiate Baseball

Rk	School	2012 W-L	Pts	*Rk
1.	Arkansas	46-22	496	3
2.	North Carolina	46-16	495	17
3.	Vanderbilt	35-28	494	---
4.	Louisiana State	47-18	487	9
5.	UCLA	48-16	484	5
6.	Oregon	46-19	482	11
7.	South Carolina	49-20	481	2
8.	Kentucky	45-18	478	21
9.	Stanford	41-18	476	14
10.	Oregon State	40-20	473	25
11.	N.C. State	43-20	470	12
12.	San Diego	40-17	467	---
13.	Mississippi State	40-24	464	24
14.	Oklahoma	42-25	462	13
15.	TCU	40-22	460	16
16.	Arizona State	36-20	458	20
17.	Georgia Tech	38-26	456	---
18.	Arizona	48-17	454	1
19.	Florida State	50-17	452	4
20.	Rice	41-19	450	18
21.	Texas	30-22	448	---
22.	Louisville	41-22	446	---
23.	Cal State Fullerton	36-21	445	22
24.	Florida	47-20	443	7
25.	Mississippi	37-26	437	---

* - final ranking of 2012

Sports Weekly

Rk	School	2012 W-L	Pts	*Rk
1.	Arkansas (10)	46-22	715	3
2.	UCLA (4)	48-16	644	5
3.	Louisiana State (3)	47-18	619	11
4.	North Carolina (4)	46-16	613	17
5.	South Carolina	49-20	591	2
6.	Oregon	46-19	567	10
7.	Stanford (1)	41-18	565	12
8.	Vanderbilt (3)	35-28	523	25
9.	Florida State (2)	50-17	451	4
10.	Arizona (3)	48-17	422	1
11.	N.C. State	43-20	408	13
12.	TCU	40-22	359	15
13.	Florida (1)	47-20	350	6
14.	Oregon State	40-20	329	22
15.	Kentucky	45-18	307	19
16.	Oklahoma	42-25	302	14
17.	Rice	41-19	248	20
18.	Mississippi State	40-24	215	---
	San Diego	40-17	215	---
20.	Arizona State	36-20	204	---
21.	Georgia Tech	38-26	187	---
22.	Cal State Fullerton	36-21	165	---
23.	Baylor	49-17	130	9
24.	Texas A&M	43-18	124	18
25.	Louisville	41-22	111	---
	Virginia	39-19-1	111	23

* - final ranking of 2012



Adkins, Rusty

Former Clemson great and infielder Rusty Adkins had his jersey retired and was inducted into the Clemson Baseball Ring of Honor during ceremonies prior to the Florida State game on April 24, 1998. Adkins is the only three-time All-American in Tiger baseball history, as he wore #3 from 1965-67.

Adkins hit safely in 41 consecutive games over two seasons, still tied for the seventh-longest streak in NCAA history and longest in both ACC and Tiger history. He had to go to his last at-bat to get a hit just three times. In 23 of the games, he had at least two hits. He was 74-for-169 (.438) during the streak that lasted from April 10, 1965 to May 17, 1966.

The versatile player of the wooden-bat era hit .444 as a sophomore, a record that lasted until 2002, when National Player-of-the-Year Khalil Greene hit .470. Adkins hit .379 in his career, an ACC record for the wooden-bat era. He earned his degree from Clemson in industrial management in 1967 and later earned a master's degree from the Clemson-Furman MBA program in 1972. He is also a member of the state of South Carolina Athletic Hall of Fame.

In 2002, he was named to the ACC's 50-Year Anniversary team, the second-oldest Clemson athlete in any sport selected. Citing his age is a compliment to Adkins, as it shows how his accomplishments have stood the test of time.

All-Time NCAA Division I Hitting Streaks

Rk	Player	School	Year(s)	HS
1.	Robin Ventura	Oklahoma State	1987	58
2.	Garrett Wittels	Florida International	2010	56
3.	Phil Stephenson	Wichita State	1981	47
	Kenton Parmley	Southeast Missouri State	2011,12	47
5.	Roger Schmuck	Arizona State	1971	45
6.	Chuck Abbott	Austin Peay	1996	42
7.	Rusty Adkins	Clemson	1965,66	41
	Todd Nace	Southern Mississippi	1989,90	41
	Michael Campo	Penn State	2000	41
10.	Brandon Caraway	Houston	1998,99	40
	Shane Robinson	Florida State	2004,05	40

All-Star Game MVP

The most impressive performance in a professional league all-star game in any sport by a former Tiger athlete was achieved on July 8, 1958. Pitching in his then home stadium in Baltimore for the American League, former Tiger Billy O'Dell faced nine National League batters and retired all nine over the last three innings, helping the American League to a 4-3 win.

The list of players O'Dell retired included five future Hall of Fame players, Willie Mays, Stan Musial, Hank Aaron, Ernie Banks, and Bill Mazeroski. He struck out two and allowed just one ball hit out of the infield. While the official history of Major League Baseball does not recognize an All-Star Game MVP until 1962, O'Dell was presented an MVP trophy that was sponsored by a local newspaper.

O'Dell pitched 13 years (1954-67) in the Majors. His best year was in 1962 when he had a 19-14 record, 195 strikeouts, and 20 complete games for the San Francisco Giants. Only Warren Spahn had more complete games among National Leaguers. O'Dell was also fifth in the National League in strikeouts. Three of the four pitchers ahead of him were Sandy Koufax, Don Drysdale, and Bob Gibson.

O'Dell started game-one of the 1962 World Series against the Yankees and Whitey Ford. He lost that game, but he did record a save in game-four.

Batters Retired By O'Dell in the 1958 All-Star Game

Player	Play
Johnny Logan	L-9
Willie Mays	6-3
Lee Walls	4-3
Stan Musial	6-3
Hank Aaron	6-3
Ernie Banks	K
Frank Thomas	P-2
Bill Mazeroski	K
Del Crandall	P-4

Attendance


Clemson has been outstanding at Doug Kingsmore Stadium in terms of its record. Since it opened in 1970, the Tigers are 345-94 in ACC regular-season games, a 78.6 winning percentage, and 1044-264 overall, an 79.8 winning percentage. That is 1,308 games played at Doug Kingsmore Stadium entering 2013.

In Jack Leggett's head-coaching career, the Tigers have accumulated a 541-146 (.787) overall record and 185-65 (.740) record against the ACC in the friendly confines the last 19 seasons.

That success can be attributed in part to the tremendous fan support from Tiger faithful. Clemson has finished each of the last 19 years in the top 20 in the nation in average attendance. That includes top-10 finishes each of the last 11 seasons. Clemson was #8 in the nation in 2012 with an average of 4,406 fans for its 33 home dates.

The Tiger single-game attendance record was set on Sunday, March 7, 2004 against #5 South Carolina. The attendance on that afternoon was 6,480.

To order season tickets, which includes a reserved seat and the right to reserve the seat if the Tigers host an NCAA Regional, call 1-800-CLEMSON.



MICHAEL JOHNSON, CLEMSON'S CURRENT VOLUNTEER ASSISTANT COACH, WAS A TWO-TIME WINNER OF THE BOB BRADLEY AWARD.

Bagley, Sack

Sack Bagley has been a part of Clemson's baseball program since the early 1960s. He was a student when he tried out for the team and then was a student manager under legendary Head Coach Bill Wilhelm.

When Wilhelm needed a freshman coach in 1966, he turned to Bagley, who had learned much about the game sitting in the dugout performing his managerial duties. In those days, Wilhelm was the only baseball coach and served as intramural program director. He had to wear many hats, but it also allowed Bagley to perform many duties, duties that would be done by a full-time assistant coach today.

Bagley coached the Clemson freshmen in 1966. Many of the players on his freshman team went on to play for the Tigers' 1967 ACC Championship team that posted a 29-9 record and #7 final national ranking. The highlight of that 1966 freshman season was two victories over Georgia Tech, including a 7-0 win to close the season.



SACK BAGLEY

Bagley, who was the head football coach at nearby Pendleton High School, now works every Tiger home game serving as the official scorer, a duty that was held by longtime friend and colleague Bob Bradley, and travels to most road games.

Bradley Award

For the 13th year in a row, the Tiger MVP of the Clemson-South Carolina series will receive the Bob Bradley Award. South Carolina's top player is presented the Tom Price Award. The presentation is made after the final regular-season game between the two rivals.

Both Bradley and Price had a tremendous positive influence on the baseball programs at Clemson and South Carolina as the school's sports information directors. Bradley passed away on October 30, 2000. He served as the Tigers' baseball SID for 45 years and still served as Clemson's official scorer for most of the 2000 season. He also was inducted into Clemson's prestigious Ring of Honor in 2005. Price passed away on February 1, 2008 at the age of 81 after 45 years of service to the Gamecock program.

The 2012 Bob Bradley Award winner was third-baseman Richie Shaffer. He was 6-for-9 (.667) with two homers, two doubles, four RBIs, six runs, and six walks in three regular-season games against the Gamecocks.

Bob Bradley & Tom Price Award Winners

Year	Bob Bradley Award	Tom Price Award
2001	Jeff Baker, 3B	Drew Meyer, SS
2002	Michael Johnson, 1B	Yaron Peters, 1B
2003	Michael Johnson, 1B	Aaron Rawl, RHP
2004	Herman Demmink, 2B	Steve Pearce, 3B
2005	Tyler Colvin, OF	Steve Pearce, 3B
2006	Daniel Moskos, LHP	Neil Giesler, 1B
2007	Wilson Boyd, OF	Justin Smoak, 1B
2008	Wilson Boyd, OF	Nick Godwin, RHP
2009	Kyle Parker, OF	DeAngelo Mack, OF
2010	Chris Epps, OF	Jackie Bradley, Jr., OF
2011	Spencer Kieboom, C	Jake Williams, DH
2012	Richie Shaffer, 3B	Adam Matthews, OF

Bush, George

Not the 43rd United States President, but the 41st President played baseball against Clemson. During the 1947 NCAA Tournament, the Tigers traveled to Yale for an Elite Eight game against the Bulldogs and first-baseman George Bush. Bush went 1-for-4 that day in helping Yale to a 7-3 victory, allowing the Bulldogs to advance to the College World Series (then only four teams). It ended Clemson's Southern Conference Championship season at 24-5. Years later when he came to Clemson to speak, Sports Information Director Bob Bradley presented Bush with a laminated and framed copy of the scorebook from that game.

Cannon, Danny

A popular Clemson baseball tradition that began in the late 1990s was the singing of "Take Me Out to the Ballgame" during the "Seventh-Inning Stretch." The singer of this popular baseball tune is Danny Cannon, Clemson's version of Harry Caray.

Cannon is a fan-favorite who works in many capacities at Clemson. By day, he is an assistant manager for day-to-day operations in the Tigers' athletic facilities, a job he has held for 20 years. He lends a helping hand in whatever needs to be done.

After the 58-year-old, die-hard Tiger fan preps the stadium for game day, he boisterously cheers on Clemson from his perch above the first-base dugout during the game. However, his highlight of



DANNY CANNON'S RENDITION OF "TAKE ME OUT TO THE BALLGAME" HAS BECOME A TRADITION AND FAN-FAVORITE.

each game is when he grabs the mic and gives it his all for his unique rendition of "Take Me Out to the Ballgame."

Cannon, who is retired from the Army after driving tanks among other duties for 20 years, then resumes his cleanup role after each game. He stays long after each Tiger fan has gone home to ensure that Doug Kingsmore Stadium is ready for Clemson's next home game.

Chapman, Tommy

Atlanta resident Thomas F. Chapman, retired chairman and CEO of Equifax, Inc., gave Clemson University \$2 million to form a leadership program in the College of Business & Behavioral Science and to expand and enhance Doug Kingsmore Stadium.

One-million dollars of the gift supports the Thomas F. Chapman Leadership Scholars Program and \$1 million was used to build the Thomas F. Chapman Grandstands, adding 1,000 seats to Clemson's baseball stadium.

As a student-athlete, Chapman received an IPTAY scholarship that funded his Clemson education. "I believe in paying back what is given to you," he said. "My athletic scholarship provided me an outstanding college experience and a future career in professional baseball upon graduation, as well as a quality education."

Chapman graduated from Clemson with an economics degree in 1965. While at Clemson, he was a two-time All-ACC pitcher, including a first-team pick in 1965 when he led the ACC in strikeouts (100). In his three years at Clemson, he was 12-7 with a 3.12 ERA.

Upon graduation, he became the first Tiger to be selected in the Major League draft when he was taken by the Philadelphia Phillies in 1965. He played professional baseball until April of 1968, when he was called to active military service.

Additional seating at Doug Kingsmore Stadium was the top need for students and season ticketholders. The Thomas F. Chapman Grandstands, completed prior to the 2010 season, has added 500 seats for students. An additional 500 grandstand seats are available for season ticketholders.

Coaching Consistency

One element that a Clemson baseball player can depend on when he comes to Tigertown is consistency in coaching and winning. Clemson has had just two head coaches since the 1958 season. Bill Wilhelm guided the Tigers for 36 years (1958-93) and Jack Leggett, who had been the head coach at Western Carolina and an assistant under Wilhelm for the two years prior to his retirement, has been at Clemson as head coach for the past 19 years. That is 55 consecutive non-losing seasons for the Tiger program entering 2013.

A look to the NCAA recordbook shows that Leggett is 14th in wins in NCAA Division I history with 1,224, while Wilhelm is tied for 18th with 1,161. Gene Stephenson, who is still active as the head coach at Wichita State, has 1,798 wins in his 35 years, all with the Shockers.

Conference

Clemson is a member of the Atlantic Coast Conference. The Tigers were charter members of the league, which started in the 1953-54 academic year. Prior to that year, Clemson was in the Southern Conference from 1921-53. Clemson was in the Southern Intercollegiate Athletic Association before then and has been a charter member of every conference with which it has been affiliated.

Clemson has won the ACC regular-season title 21 times in 59 years, more than any other school. The Tigers have also won nine tourney titles, more than any other school, and have been to the finals 21 times, also a league-high. Overall, Clemson has been the declared ACC Champion 14 times, again more than any other school.

Competition in the ACC took a step up in 2005, when Miami (FL) and Virginia Tech were added to the conference. Then in 2006, Boston College joined the league as the 12th member.

Pittsburgh and Syracuse will join the ACC for the 2014 season, but Syracuse does not field baseball as a Division I sport. Maryland decided to leave the ACC by 2014, while Louisville will take its place. Notre Dame will also join the ACC for all sports except football, meaning the ACC will field 14 baseball teams.

In 2013, ACC members are still playing 30 league games, meaning each of the 12 teams will not play one other team during the regular season. The Tigers will not face Virginia Tech in the regular season.

Ezell, Doc

Doc Ezell threw the first no-hitter in Clemson history when he no-hit Erskine on April 15, 1913. The game was played on Bowman Field, the field in front of Tillman Hall. He faced just 28 batters and struck out 12. Not only did he throw a no-hitter, he also hit a home run in the seventh inning. He is the only Tiger to throw a no-hitter and hit a home run in the same game.

One of the odd facts in Tiger history involves Erskine. Clemson's first no-hitter was thrown against the Flying Fleet and the first no-hitter against Clemson was thrown by Erskine.

Guyon, Joe

Joe Guyon was a Native American who attended Carlisle Indian School (1912,13) and was a teammate of the great Jim Thorpe. Guyon also played two years on the gridiron under Head Coach John Heisman at Georgia Tech and played on the 1917 National Championship team.



**FORMER TIGER
LEFTHANDER
TOMMY
CHAPMAN
(1963-65) GAVE
\$1 MILLION
TO BUILD THE
THOMAS F.
CHAPMAN
GRANDSTANDS,
ADDING 1,000
PERMANENT
SEATS TO DOUG
KINGSMORE
STADIUM.**

Guyon had the distinction of playing both professional football and baseball, and he was also named to the National Football Foundation Hall of Fame and the NFL Hall of Fame. An injury in baseball ended his playing career. From 1928-31, Guyon was Clemson's head baseball coach. He had a 42-36-3 (.537) record in four seasons in Tigertown.

Heisman, John

The man whose name is most recognized with college football holds a unique distinction at Clemson. Many people know that he was the head football coach for four seasons at Clemson, posting a 19-3-1 (.848) record, still the best winning percentage in Tiger history.

But he also served as the head baseball coach at Clemson between the 1901-03 seasons. Heisman, who was Clemson's second baseball coach, had a record of 28-6-1 (.814). It still holds today as the best winning percentage in Tiger history. Thus, he has the winning-percentage record in both baseball and football at Clemson.

In late 1903, Georgia Tech, who had suffered a 73-0 loss to Heisman's gridders that same season, offered the young coach \$2,250 plus 30 percent of the net gate to coach football. Unfortunately for Clemson, he accepted.

Howard, Frank

Frank Howard is synonymous with Clemson football. But most people do not know that Howard was Clemson's baseball coach in 1943 and did quite well. He led the Tigers to a 12-3 record. The 80.0 winning percentage is one of the highest by any coach in Clemson baseball history.

The native of Barlow Bend, AL won 165 football games in 30 seasons at Clemson and was inducted into the College Football Hall of Fame in 1989. He served Clemson for 65 years, including as the track coach from 1931-39 and athletic director from 1940-71, all the while being the school's best-known ambassador.

Howard died at the age of 86 on January 26, 1996. His ability to "bring the house down" when he spoke with his homespun oratory will forever be remembered by players, coaches, sportswriters, and fans alike.

IPTAY

IPTAY, started in 1934, originally standing for "I Pay Ten a Year", has a mission of supporting student-athletes of Clemson University. While the contribution levels have changed, the mission of IPTAY is still the same. Nearly 15,000 donors made annual contributions in excess of \$19 million during the 2012 fundraising year to help meet the goals of Tiger athletics. These funds have a primary purpose of funding student-athlete scholarships for all varsity sports at the highest amounts allowed by the NCAA. IPTAY funds, along with leadership gifts from individual donors, have been instrumental in bringing facility projects, such as the Thomas F. Chapman Grandstands at Doug Kingsmore Stadium, to fruition.

Call (864) 656-2115 to reach the IPTAY office, located at the Northwest corner of Memorial Stadium.

Legend of Clemson Baseball

For 36 seasons (1958-93), Bill Wilhelm led the Tiger program to 1,161 wins, making him the fifth-winningest coach in Division I history at the time of his retirement. But perhaps the most amazing stat of all is that Wilhelm never had a losing season.

Wilhelm's coaching career spanned nine United States Presidents, from Dwight Eisenhower to Bill Clinton. He coached 100 players who signed professional contracts, 20 All-Americans, and 88 First-Team All-ACC players.

Wilhelm coached Clemson teams to six College World Series and 11 ACC titles. No other ACC baseball coach has more than five ACC titles.

Wilhelm passed away at the age of 81 on December 24, 2010 in Seneca, SC after a lengthy illness. Up until his passing, he still came to most of the home games. Believe us, there was nothing like watching a baseball game with Wilhelm. It was like going to Fenway Park or Wrigley Field.

For his remarkable career achievements, Wilhelm was inducted into the National College Baseball Hall of Fame in 2011. He became the first person associated with Clemson to be inducted into the Hall of Fame in Lubbock, TX, which inducted its first class in 2006.

For more on the career of the legendary coach, see page 148.

Omaha Streak

With Clemson's appearance in the 2010 College World Series, the Tigers' streak of going no more than three years in a row without a CWS appearance continued. That means that every Tiger since the freshman class of 1988 who has been in the program and been on the



**CLEMSON OWNS THE THIRD-
LONGEST ACTIVE STREAK
OF NOT GOING MORE THAN
THREE YEARS WITHOUT A
TRIP TO OMAHA.**

postseason roster for four consecutive years has made at least one trip to Omaha. The last time the Tigers went four straight years without a trip to Omaha was 1987-90. Therefore, every four-year Tiger under Head Coach Jack Leggett has been to Omaha at least once.

Only two other schools have current streaks as long as the Tigers. Cal State Fullerton has not gone more than three years in a row without making it to Omaha since 1971-74, while Louisiana State (1982-85) also has a streak longer than the Tigers'. If both Cal State Fullerton and Louisiana State fail to reach the 2013 College World Series, Clemson will enter the 2014 season with the longest active streak regardless of Clemson's 2013 postseason fate.

Raleigh, NC

This ACC city has been the site of two of Clemson's most bizarre wins and one of the best individual performances in history. On April 7, 1979, Clemson scored 18 runs in the top of the ninth inning and defeated N.C. State 41-9. The 41 runs remain the most runs scored by one team in a game in ACC history.

Tiger Hall of Famer Neil Simons led the attack with three homers and a school-record-tying 10 RBIs. He hit a grand slam in the 18-run ninth inning. Robert Bonnette and Tony Masone each had five hits to pace the 27-hit attack. Every Tiger in the batting order had at least one hit, one run, and one RBI. In fact, eight had at least three runs and seven had at least three RBIs.

Sixteen years and one week later (April 14, 1995), Clemson scored 11 runs in the top of the ninth inning and went on to a 17-15 win at N.C. State in extra innings. It is the greatest deficit overcome to gain victory in Tiger history. Clemson trailed 15-4 entering the top of the ninth inning, then scored the 11 runs to tie the score, even after the leadoff batter was retired. Clemson scored two runs in the 10th inning to gain victory. Future Major Leaguers Shane Monahan (three-run homer) and Matthew LeCroy (four RBIs) provided the big hits in the ninth inning. Another future Major Leaguer, Scott Winchester, earned the victory.

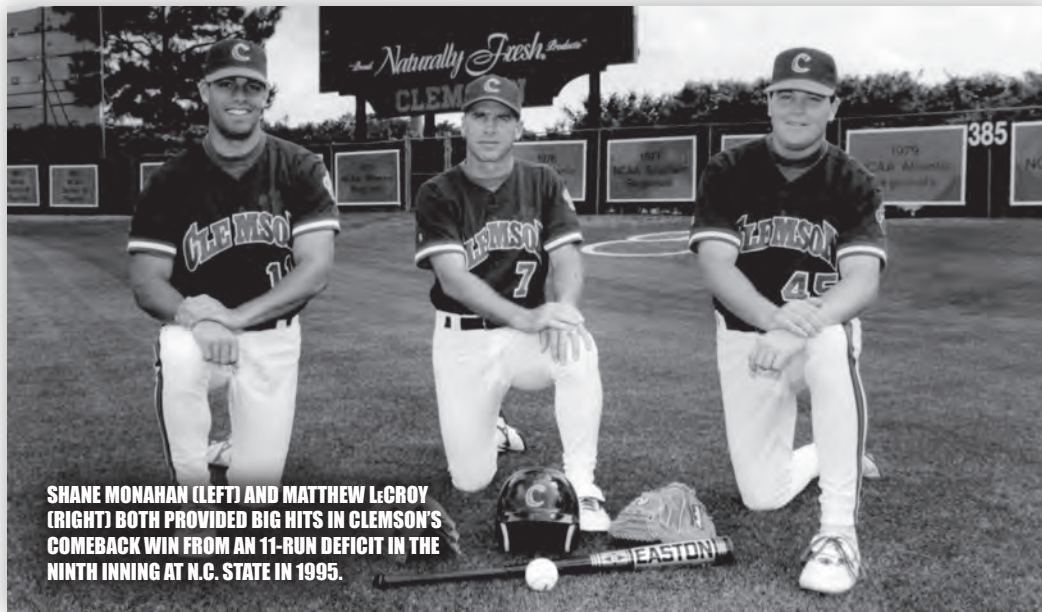
Ten years and nine days later (April 23, 2005), freshman second-baseman Taylor Harbin had one of the best games by a Tiger in history. Against the Wolfpack in Raleigh, he went 5-for-5 with three home runs, eight RBIs, and five runs to lead the Tigers to a 16-9 victory. The three home runs came on consecutive pitches over three at-bats. Harbin became the fifth Tiger to hit three homers in an ACC game. Three of Clemson's six occurrences have taken place at N.C. State's Doak Field.

Harbin added a triple and single, as he only lacked a double for the cycle. Ironically, he led the ACC in doubles in 2005. The three homers tied a school record held by many, while his 16 total bases broke the Tiger record of 15 that was established by Dick Hendley in 1951.

Regional Hosts

The 2011 season marked the 13th time in history that Clemson hosted an NCAA Regional at Doug Kingsmore Stadium. The Tigers have a 43-11 record in NCAA Tournament games at home, including 38 wins in the last 45 games. One of the losses during that span came to Southern California, who defeated the Tigers 8-5 on May 23, 1998. That Trojan team went on to win the national title.

The Tigers, who have hosted four NCAA Super Regionals, first hosted an NCAA Regional in 1980. The Tigers swept through three games that year, including a 17-12 win over rival South Carolina that clinched Clemson's trip to Omaha.



SHANE MONAHAN (LEFT) AND MATTHEW LECROY (RIGHT) BOTH PROVIDED BIG HITS IN CLEMSON'S COMEBACK WIN FROM AN 11-RUN DEFICIT IN THE NINTH INNING AT N.C. STATE IN 1995.

The Tigers have celebrated a trip to Omaha by winning a regional or super regional on their home field seven times, including each of the last six times they have advanced to the College World Series.

Clemson has played host to a regional or super regional in 12 of the 19 years Jack Leggett has been head coach. The Tigers have a 40-9 NCAA Tournament record at home under Leggett. The 1994, 1998, and 2011 seasons are the only years Clemson failed to advance from a regional or super regional played at home under Leggett.

Clemson played an NCAA Tournament "play-in" game at the end of the 1954 season, but the official NCAA recordbook does not consider that to be an NCAA Tournament game. That year, Clemson lost to Virginia Tech 11-10 in a game at Clemson, then traveled to Blacksburg two days later and lost 7-1.

Clemson's Home NCAA Tournaments Under Jack Leggett (40-9)

Year	Teams	NCAA Tournament	W-L	Attendance
1994	6	Regional	2-2	20,708
1995	6	Regional	4-0	25,600
1996	6	Regional	4-0	20,797
1998	6	Regional	1-2	19,022
2000	4	Regional	3-0	15,770
	2	Super Regional	2-0	12,700
2001	4	Regional	3-0	16,256
2002	4	Regional	3-0	18,435
	2	Super Regional	2-1	15,953
2005	4	Regional	3-0	21,485
2006	4	Regional	3-0	26,287
	2	Super Regional	2-0	11,234
2009	4	Regional	4-1	30,073
2010	2	Super Regional	2-1	17,620
2011	4	Regional	2-2	28,123

Scoring in Every Inning

One of the most difficult team accomplishments in baseball is to score at least one run in every inning. It has happened just six times in Tiger history. Only once was Clemson the visiting team in a nine-inning game so that it scored in nine different innings.

The first time it happened was at Clemson on May 16, 1950, when the Tigers beat South Carolina 18-9 in a nine-inning game. Clemson actually scored five runs in the second, one run in the fourth, and exactly two runs in the other six innings. The Tigers accomplished the feat in a 26-0 win over South Carolina in 1960 at Clemson and in a 15-4 victory over Buffalo in 1969 at Clemson. Both of those games were seven-inning contests.

The only time Clemson accomplished the feat over nine innings in a road game took place on March 19, 1974 in a 24-2 win at Florida. That was an odd linescore, as Clemson scored seven runs in the fifth inning, 10 runs in the seventh inning, and exactly one run in the other seven innings.

Clemson again accomplished the feat at Duke on April 9, 1988 in a 10-3 win in seven innings. The last time the Tigers scored in every inning was against Davidson on May 17, 2011 in Clemson's 19-0 win. However, that contest will be remembered more for the rain-delay antics of the two teams, which became a YouTube sensation.

Scoring in Every Inning

Date	Opponent	Inn.	W-L	Score
5-15-1950	South Carolina	9	W	18-9
4-25-1960	South Carolina	7	W	26-0
3-29-1969	Buffalo	7	W	15-4
3-19-1974	at Florida	9	W	24-2
4-9-1988	at Duke	7	W	10-3
5-17-2011	Davidson	9	W	19-0

Note: Home games in bold.

Two-Sport Tigers Under Jack Leggett

Most Tiger fans are aware of Kyle Parker's prowess in two sports at Clemson. On the diamond, Parker was a First-Team All-ACC player in 2008 when he should have been a senior in high school. He also reached 25 career home runs in 103 games, quicker than any other Tiger in history. As a red-shirt freshman on the gridiron in 2009, he quarterbacked Clemson to nine wins and was a second-team freshman All-American thanks to passing for 2,526 yards and 20 touchdowns.

He then accomplished his most remarkable accomplishment during the 2010 baseball season when he slugged 20 home runs, becoming the first Division I athlete in history to total 20 passing touchdowns and 20 homers in the same academic year.

But Parker is not the only Tiger baseball player who has experienced success in two sports during Head Coach Jack Leggett's tenure (1994-11). Two have been placekickers, ironically the same position that Leggett played during his two-sport days at Maine. Matt Padgett (1996-98) was a career .318 hitter with 28 homers and 137 RBIs in 167 games, and he was also Clemson's starting placekicker in 1996. Jeff Sauve (1992-95) was a standout reliever who had an 18-7 record and 4.09 ERA in 204.2 innings pitched in his career. He was also the starting placekicker in 1995 when he was 15-20 on field goals.

Dexter McCleon (1993,94), Andre Humphrey (1994), Joe Don Reames (1999), and C.J. Gaddis (2004) and are four more Tigers who donned two different uniforms. McCleon played 90 games over two baseball seasons and helped quarterback the Tigers to a nine-win campaign in 1993 before eventually playing in the NFL as a cornerback. In his 10 years (148 games) in the NFL, McCleon totaled 31 interceptions.

Clemson's newest two-sport athlete is D.J. Reader. The freshman righty and infielder, who is 6'3" and 335 pounds, had a productive first season on the gridiron on the Tigers' 11-2 team in 2012. As a backup defensive tackle who averaged 18.2 snaps per game, he had 40 tackles in 13 games. He averaged one tackle every 5.9 snaps, one of the best figures on the team.

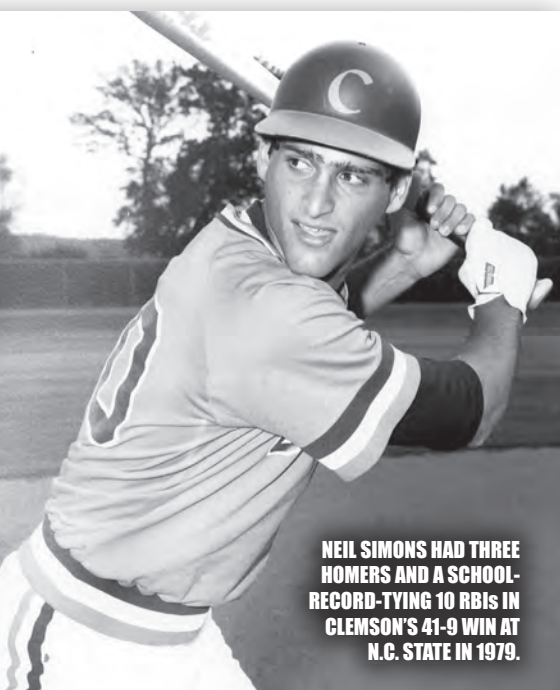
Uniform Uniqueness

Under legendary Head Coach Bill Wilhelm and up to today, Clemson has had a uniform uniqueness. The first aspect of the uniform stressed by Wilhelm was the word itself (uniform), which means "the same." Wilhelm wanted all of his players to look consistent and not have different pant lengths, different colored undershirts, etc. So he, with the help of some ideas from players and coaches, came up with "uniform" aspects that have stuck.

Wilhelm came up with the idea of wearing white shoes from Joe Lutz, who was the coach at Southern Illinois in the 1960s. Lutz was also the first to have female bat girls. Wilhelm liked those ideas, and the two have been with the Tiger program ever since.

But perhaps the most synonymous part of Tiger baseball is the long pants. Clemson was one of the first schools to wear non-wool uniforms. The Tigers wore nylon uniforms starting in 1968. This and having the long pants was done from the advice of a former Major Leaguer's (Rick Rickard's) father, who was a doctor. Wilhelm read an article by Dr. Rickard explaining how there was so much pressure being put around the upper portion of the lower leg due to wrapping rubber bands to keep players' socks from falling and having the elastic around the bottom of the pant legs.

A few years later, Bill Foley, a Tiger catcher in the mid-1970s, had just returned from a tournament in Japan. He had received a pair of long pants from Rawlings and wore them to practice one day before



NEIL SIMONS HAD THREE HOMERS AND A SCHOOL-RECORD-TYING 10 RBIs IN CLEMSON'S 41-9 WIN AT N.C. STATE IN 1979.



the 1976 season. Foley liked the nylon stretched pants and Wilhelm followed suit. Wilhelm liked how the pants did not have a zipper and how they were custom-made. He also liked that players could wear low socks and how that saved time and money from using the customary sanitary socks. Wilhelm decided to experiment with the long pants in 1978.

The jerseys were unique as well, because they did not tuck in. They were designed by Wilhelm to be worn outside and over the pants. They had a two-inch elastic band at the bottom. Wilhelm wanted to eliminate belts and did not want players to have to undo belts and tuck them in, especially after head-first slides.

Since then, Clemson has had a tradition of wearing white pants for all games, home and away, much to the chagrin of equipment managers.


Winningest Division I Programs

Clemson has the second-most wins among current ACC teams and is ninth in NCAA Division I history with 2,601 according to the 2013 NCAA recordbook. Clemson enters its 116th season with a record of 2601-1444-30 (.642). Florida State is eighth with 2,618 wins, North Carolina is 10th with 2,576 wins, and Miami (FL) is 24th with 2,355 victories.

You can stump some people with the answer to the question, "Who is the all-time leader?" The answer is the team Clemson beat in one of the longest NCAA Tourney games in history, a 3-2 win over Fordham that took 19 innings to complete in the 1988 NCAA Northeast Regional at New Britain, CT. The Rams, who have been playing college baseball for 152 years, have an all-time record of 4320-2164-48 (.665).

Winningest Division I Programs

Rk	School	Years	W	L	T	Win %
1.	Fordham	152	4320	2164	48	.665
2.	Texas	116	3276	1155	31	.738
3.	Southern California	118	2721	1514	28	.642
4.	Michigan	139	2703	1562	36	.633
5.	Stanford	119	2696	1692	35	.613
6.	Arizona State	101	2672	1289	7	.674
7.	Arizona	107	2621	1387	23	.653
8.	Florida State	65	2618	966	11	.730
9.	Clemson	115	2601	1444	30	.642
10.	North Carolina	123	2576	1531	37	.626
11.	Washington State	117	2564	1589	6	.617
12.	Texas A&M	110	2445	1375	42	.639
13.	Minnesota	124	2435	1490	25	.620
14.	California	121	2428	1816	21	.572
15.	Alabama	119	2424	1463	23	.623
	Harvard	145	2424	1646	35	.595
17.	Fresno State	84	2409	1398	8	.633
	Mississippi State	123	2409	1418	27	.629
19.	Illinois	133	2406	1566	38	.605
20.	Oklahoma State	101	2386	1209	4	.664
21.	Ohio State	129	2385	1549	40	.605
22.	Oklahoma	107	2369	1364	11	.634
	South Carolina	120	2369	1425	17	.624
24.	Miami (FL)	68	2355	956	18	.710
25.	Notre Dame	120	2324	1419	21	.620



FLINT RHEM (SECOND FROM LEFT) BECAME THE FIRST OF FOUR FORMER TIGERS TO WIN A WORLD SERIES CHAMPIONSHIP RING IN 1926.

Wins Over Top-Ranked Teams

Clemson has defeated the #1 team in the nation in baseball 15 times, more than any other sport on the Tiger landscape. That list of 15 wins includes four over both Florida State and Miami (FL). Only two of the 15 wins have taken place at Clemson.

The Tigers gained their 13th, 14th, and 15th wins over a top-ranked team in 2012 when Clemson defeated #1 Florida State three times in four games. Clemson topped the Seminoles twice in three games at Doug Kingsmore Stadium. Amazingly, those were Clemson's first two victories over a top-ranked team at home. The Tigers then edged #1 Florida State 9-7 on Jon McGibbon's three-run walkoff homer in the ACC Tournament.

Clemson's first wins in history over the #1 team in the nation in any sport took place at Miami in an NCAA Tournament game in 1977 on consecutive days. The Tigers downed the top-ranked Hurricanes on May 21 and May 22 of 1977 to advance to the College World Series.

The Tigers also beat a top-ranked Hurricane team in 1986 in consecutive regular-season games at Greenville (SC) Municipal Stadium. The Tigers downed the Hurricanes 7-4 and 9-5, wins many believed would get Clemson into the then 40-team field. But the 42-21 Tigers were denied.

The baseball program has 15 of the Clemson sports program's 29 all-time wins over top-ranked teams. Men's soccer is second (6).

One of the more unusual circumstances surrounding the nation's #1 team took place in 1994. In what is believed to be the only time two top-ranked teams faced each other, Clemson beat Georgia Tech twice in three games at Atlanta, GA. Clemson entered that series ranked #1 by *Collegiate Baseball* and *Sports Weekly*, while Georgia Tech entered the series #1 by *Baseball America*. That was Jack Leggett's first year as Clemson's head coach.

Clemson Baseball Wins Over Top-Ranked Teams

Date	Opponent	Site	Score
5-21-1977	Miami (FL)	Coral Gables, FL	7-2
5-22-1977	Miami (FL)	Coral Gables, FL	10-9
5-10-1986	Miami (FL)	Greenville, SC	7-4
5-11-1986	Miami (FL)	Greenville, SC	9-5
5-17-1993	Georgia Tech	Greenville, SC	9-8
5-13-1994	Georgia Tech	Atlanta, GA	9-8
5-15-1994	Georgia Tech	Atlanta, GA	7-4
6-4-1996	Alabama	Omaha, NE	14-13
4-10-1999	Florida State	Tallahassee, FL	8-4
4-5-2006	South Carolina	Columbia, SC	3-2
3-27-2010 ⁽¹⁾	Virginia	Charlottesville, VA	8-5
6-21-2010	Arizona State	Omaha, NE	6-3
5-12-2012	Florida State	Clemson, SC	7-2
5-14-2012 ⁽¹⁾	Florida State	Clemson, SC	9-7
5-25-2012	Florida State	Greensboro, NC	9-7

Note: Home wins in bold.

World Series Champions & All-Stars

Clemson has had four different former players win Major League World Series Championship rings. The first to do it was Flint Rhem, who was a member of the Saint Louis Cardinals, champions of 1926 and 1931. Rhem was a pitcher who had a 20-7 record during the 1926 season, the most wins by a National League pitcher that year.

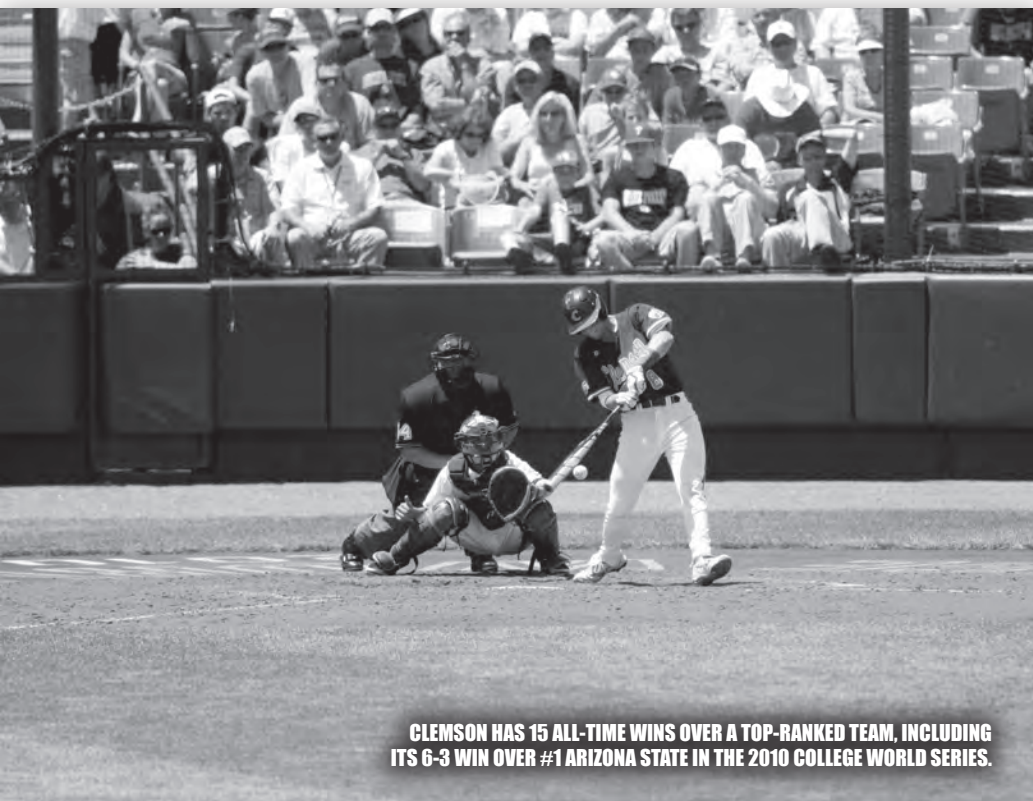
Tim Teufel was a member of the New York Mets in the 1986 season, the year they defeated the Boston Red Sox to win the World Series Championship. He hit .247 in 93 games for the Mets that year. Teufel played 1,073 games in his Major League career.

Mark Davidson gave the Tigers a World Series Champion two years in a row when he played on the Minnesota team that won it all in 1987. Davidson played 102 games and hit .267 that season, his second year in the Majors.

Jimmy Key has had the most impressive World Series career of all the former Tigers. He played on the 1992 Blue Jays and the 1996 Yankees teams that won the World Series. He holds the distinction of being the only pitcher to gain the clinching victory in two different World Series in the 1990s. He was 2-0 in the 1992 World Series, winning game-four and game-six, the latter in relief. He was 3-1 with a 2.50 ERA during his World Series career.

Two former Tigers have participated in the Major League All-Star game. Billy O'Dell, a star pitcher for Clemson in the 1950s, is the only former Tiger to earn MVP honors in the All-Star game. He earned the win and pitched 3.0 scoreless innings in the 1958 game at Baltimore, MD. He was a member of the Orioles at the time, so that was quite a special afternoon. O'Dell also played in the 1959 All-Star game.

Key is the other former Tiger to play in an All-Star game. He was chosen four times, including 1985, his rookie year. He was also chosen in 1991, 1993, and 1994. He is third to Brian Dawkins and Michael Dean Perry in Clemson athletic history in terms of All-Star game selections at the professional level. Dawkins was selected to the Pro Bowl nine times, while Perry played in six Pro Bowls.



CLEMSON HAS 15 ALL-TIME WINS OVER A TOP-RANKED TEAM, INCLUDING ITS 6-3 WIN OVER #1 ARIZONA STATE IN THE 2010 COLLEGE WORLD SERIES.

HEAD COACH JACK LEGGETT

7



JACK LEGGETT

Head Coach
20th Season at Clemson
34th Season Overall
Maine '76

Jack Leggett is no stranger to success. In 19 seasons, he has led Clemson to 847 victories (44.6 per season), 18 NCAA Tournament appearances, and six College World Series berths. Clemson is the seventh-winningest program in the nation during his time as head coach.

The enthusiastic mentor, who will turn 59 on March 5, has not built up that win total against easy competition. Of his 847 wins, 223 (26 percent) have come against teams ranked in the top 25 of at least one of the three major polls. He also has 120 wins over top-10 teams, 67 victories in NCAA Tournament competition, and has directed Clemson to a winning record in ACC regular-season games in 18 of his 19 seasons in Tigertown.

For his accomplishments, Leggett will be inducted into the **ABCA** Hall of Fame on January 3, 2014 in Dallas, TX. Leggett will join six other inductees during **ABCA's** annual convention.

The South Burlington, VT native has been with the program

since 1992. He served as recruiting coordinator and assistant head coach under Bill Wilhelm (1992,93). He was a major contributor to two teams that were ranked in the final top 20 and reached the NCAA Regionals. The Tigers also won the ACC Tournament title in 1993.

The word "championship" is also in the lexicon of terms when summarizing Leggett's 19 years as head coach in Tigertown. In 1994, Clemson won the ACC regular-season title and went on to win the tourney title as well. In 1995, the Tigers repeated as ACC regular-season champions and won the NCAA East Regional title. The 1996 season brought Clemson another NCAA



Regional title and a second consecutive berth to the College World Series. In 1999, Clemson won four games in two days to capture the Fayetteville (AR) Regional.

In 2006, the Tigers captured the Atlantic Division title with a 24-6 record and then won the ACC Tournament Championship. The Tigers also won regional titles in 2000, 2001, 2002, 2005, 2006, 2007, 2009, and 2010. Leggett guided Clemson to the College World Series in 2000, 2002, 2006, and 2010 as well.

Seven of the 19 years have seen the Tigers finish in the top 10 of all three major polls, and there has been at least one top-25 final ranking in 15 of the 19 seasons under Leggett.

For his accomplishments, he was named ACC Coach-of-the-Year in his first two seasons (1994,95). He is one of a few coaches in ACC history, regardless of sport, to be named ACC Coach-of-the-Year in each of his first two seasons. He also earned the same honor in 2006 when Clemson won the ACC title.

His demeanor is one of aggressiveness and passion for the game. One can see Leggett sprinting to the third-base coaching box between innings and charging into the pregame huddle to get his players fired up. He expects the same intensity and has gotten that out of his players.

His Tigers have shown excellence in all areas of the game. His first year (1994) as head coach was truly remarkable. With just three starters returning in the field, Clemson was unranked in the preseason top 20, but it quickly reached the top 20 of every poll with a two-game sweep of #9 Tennessee. Those were the first two of 19 wins over top-25 teams.

The 1994 Tigers (57-18) won a record 13 straight ACC games to open the season and ended the year with a 20-4 league ledger. After two wins over Miami (FL) in April of 1994, Clemson ascended to the #1 ranking in the nation according to **Collegiate Baseball**. It was just the second #1 ranking in school history.


Leggett's Tigers won the 1994 ACC regular-season title, then they captured the ACC Tournament title by winning four games against top-20 teams. It was just the fifth time in school history that the Tigers won the regular-season and ACC Tourney titles in one year. As a result, Clemson was rewarded as a regional host for the first time in 13 years.

Clemson was eliminated in the NCAA Regional, but it still concluded 1994 as the nation's winningest team. The summer following that season, Leggett was chosen to the University of Maine Hall of Fame.

In 1995, his Tigers had a 54-14 record due in part to an offense that was in the top 10 in the nation in scoring (8.4 runs per game). The team also had six players who would go on to play in the Major Leagues. In 1996, the season ended with the Tiger pitching staff owning the best ERA (3.03) in the nation. With a record of 51-17, Clemson was

fourth in the nation in wins.

The 1996 team also produced eight Major League draft picks, including seven in the first 17 rounds. Included in those selections were pitchers Kris Benson, the #1 overall pick, and Billy Koch, the #4 overall pick. It was only the second time in the history of the draft, which dates to 1965, that one school produced two of the first five picks.



JACK & KAREN LEGGETT WITH (FROM LEFT TO RIGHT) TANNER, COLBY, KENNY, KRISTEN, KACIE, AND KYLA.



LEGGETT'S COACHING RECORD

Year	School	Position(s)	W-L	NCAA
1978	Vermont	HC	11-9	
1979	Vermont	HC	12-11	
1980	Vermont	HC	12-16	
1981	Vermont	HC	22-15	
1982	Vermont	HC	18-10	
1983	Western Carolina	HC	25-20	
1984	Western Carolina	HC	37-20	
1985*	Western Carolina	HC	37-35	Regional
1986*	Western Carolina	HC	33-28	Regional
1987*	Western Carolina	HC	36-20	Regional
1988*	Western Carolina	HC	38-24	Regional
1989*	Western Carolina	HC	23-31	Regional
1990	Western Carolina	HC	37-25	
1991	Western Carolina	HC	36-26	
1992	Clemson	AHC,RC	50-14	Regional
1993*	Clemson	AHC,RC	45-20	Regional
1994*	Clemson	HC	57-18	Regional
1995	Clemson	HC	54-14	CWS
1996	Clemson	HC	51-17	CWS
1997	Clemson	HC	41-23	Regional
1998	Clemson	HC	43-16	Regional
1999	Clemson	HC	42-27	Super Regional
2000	Clemson	HC	51-18	CWS
2001	Clemson	HC	41-22	Super Regional
2002	Clemson	HC	54-17	CWS
2003	Clemson	HC	39-22	Regional
2004	Clemson	HC	39-26	Regional
2005	Clemson	HC	43-23	Super Regional
2006*	Clemson	HC	53-16	CWS
2007	Clemson	HC	41-23	Super Regional
2008	Clemson	HC	31-27-1	
2009	Clemson	HC	44-22	Super Regional
2010	Clemson	HC	45-25	CWS
2011	Clemson	HC	43-20	Regional
2012	Clemson	HC	35-28	Regional

* - conference champion

Seasons as a full-time NCAA coach:	35
Winning seasons:	33
NCAA Tournament appearances:	25
Record as an assistant coach:	95-34 (.736)
Record as a head coach:	1224-694-1 (.638)

Head Coaching Record By School

School	Seasons	Years	W-L	Win %
Vermont	5	1978-82	75-61	.551
Western Carolina	9	1983-91	302-229	.569
Clemson	19	1994-12	847-404-1	.677
Totals	33	1978-91,94-12	1224-694-1	.638


Clemson Head Coaching Record

Year	Overall	ACC	Finish	NCAA
1994^	57-18	20-4	1st	Regional
1995	54-14	20-4	1st	CWS
1996	51-17	17-7	2nd	CWS
1997	41-23	13-10	4th	Regional
1998	43-16	14-9	T-2nd	Regional
1999	42-27	13-10	3rd	Super Regional
2000	51-18	17-7	2nd	CWS
2001	41-22	17-7	2nd	Super Regional
2002	54-17	16-8	4th	CWS
2003	39-22	15-9	T-3rd	Regional
2004	39-26	14-10	T-4th	Regional
2005	43-23	21-9	2nd	Super Regional
2006^	53-16	24-6	*1st	CWS
2007	41-23	18-12	*2nd	Super Regional
2008	31-27-1	11-18-1	*4th	-----
2009	44-22	19-11	*2nd	Super Regional
2010	45-25	18-12	*T-1st	CWS
2011	43-20	17-13	*2nd	Regional
2012	35-28	16-14	*3rd	Regional
Totals	847-404-1	320-180-1		18 NCAA Tourneys

* - Atlantic Division; ^ - ACC Tournament Champion

In 1998, Clemson reached #3 in the nation and finished as high as #19. In 1999, Clemson was 6-6 against top-10 teams even though just one of the games was at home. That squad won four elimination games in two days to capture the Fayetteville (AR) Regional title, then came one inning from advancing to Omaha, as the Tigers lost game-three in the College Station (TX) Super Regional against Texas A&M.

In 2000, Clemson climbed to the #1 ranking by **Collegiate Baseball** after opening the season 23-3. The Tigers



JACK LEGGETT WON HIS 1,215TH CAREER GAME AT GEORGIA TECH ON APRIL 29, 2012 TO MOVE INTO SOLE POSSESSION OF 14TH PLACE ON THE ALL-TIME DIVISION I COACHING WINS LIST. HE WAS PRESENTED A SIGNED BALL BY THEN-ATHLETIC DIRECTOR TERRY DON PHILLIPS.

traveled back to Omaha for the first time in four seasons. Clemson went 1-2 in the College World Series after sweeping its way through the regional and super regional rounds. The Tigers ended the year with a 51-18 record and finished second in the ACC. Clemson claimed 14 wins over top-25 teams, including 11 wins against top-10 teams.

The 2001 season saw Clemson triumph over adversity. The Tigers suffered a five-game losing streak along with the unexpected loss of seniors Patrick Boyd and Mike Proto to injury. But Clemson finished second in the ACC and was a step away from Omaha before being eliminated by eventual National Champion Miami (FL).

In 2002, Leggett received region coach-of-the-year honors by **ABCA**, as the Tigers were 54-17 and finished tied for third in the nation in Omaha. That team also featured eight draft picks, including unanimous National Player-of-the-Year Khalil Greene. Greene set the national career record for doubles (95) and finished second in hits (403).

The 2004 campaign was one of adversity overcome, as Clemson started 9-10 but went 18-4 in its next 22 games. The team played in the Athens (GA) Regional and overcame a seven-run deficit to defeat host Georgia to stay alive. But the Bulldogs rallied in the title game to claim the crown. He also coached nine Tigers who were selected in the 2004 draft.

The 2005 Tigers played one of their toughest schedules in history, which included 42 of their 66 games against teams that played in the NCAA Tournament. Clemson still managed to come within one win of a trip to the College World Series, falling in three games at Baylor in the Waco (TX) Super Regional. Clemson was 19-9 against top-25 ranked teams and won 21 ACC regular-season games, finishing in second place in the ACC standings.

In 2006, Clemson had the best ACC record (24-6) and won the ACC Tournament title. The Tigers later advanced to the College World Series and finished ranked #5 in all three polls with a 53-16 record, including a 26-9 mark against top-25 ranked teams. Clemson had a 3.26 ERA, the sixth-best figure in the nation, one of many reasons Leggett was named ACC Coach-of-the-Year. Tyler Colvin and Andy D'Alessio were both first-team All-Americans, while Josh Cribb earned third-team honors. Colvin (#13 overall pick) was one of 10 Tigers selected in the 2006 draft as well.

Clemson continued its postseason success in 2007 when it advanced to the Starkville (MS) Super Regional after winning the Myrtle Beach (SC) Regional with a 3-0 record. The squad had a 41-23 record and finished in the top 15 of the polls. D'Alessio tied the school record with 59 career homers. He was one of a school-record 11 draft picks, five of which were taken in the first three rounds. Lefthander Daniel Moskos was the #4 overall pick of the draft.

In 2009, Leggett directed the Tigers to another super regional after the Tigers won the Clemson Regional in dramatic fashion. The Tigers trailed 5-1 in the seventh inning of the championship game against Oklahoma State before they rallied for a 6-5 win thanks to Kyle Parker's two-out, two-run single in the eighth inning. Clemson did not lose more than two games in a row all season and finished #5 in the nation in ERA. The Tigers also had nine draft picks.

LEGGETT VS. ACC & SEC

Leggett vs. ACC as Clemson Head Coach

Team	Overall	Home	Away	Neutral
Boston College	15-6	8-4	7-2	0-0
Duke	44-15-1	23-4	20-9-1	1-2
Florida State	34-39	19-11	9-18	6-10
Georgia Tech	40-33	19-7	10-20	11-6
Maryland	50-9	25-2	22-7	3-0
Miami (FL)	13-8	8-4	3-3	2-1
North Carolina	31-28	14-13	13-11	4-4
N.C. State	44-23	22-7	13-14	9-2
Virginia	31-28	16-8	13-14	2-6
Virginia Tech	17-5	9-0	8-4	0-1
Wake Forest	42-21	22-5	17-13	3-3
Totals	361-215-1	185-65	135-115-1	41-35

Note: Includes records vs. teams as ACC members.

Leggett vs. SEC as Clemson Head Coach

Team	Overall	Home	Away	Neutral
Alabama	4-1	3-1	0-0	1-0
Arkansas	3-1	2-1	1-0	0-0
Auburn	9-9	4-3	4-6	1-0
Georgia	24-17	14-4	10-13	0-0
Kentucky	3-0	3-0	0-0	0-0
Mississippi State	3-2	3-0	0-2	0-0
South Carolina	34-38	18-13	16-18	0-7
Tennessee	9-3	6-0	3-2	0-1
Totals	89-71	53-22	34-41	2-8

HEAD COACH JACK LEGGETT

The 2010 squad overcame a midseason slump to advance to the College World Series for the sixth time under Leggett. Led by Parker, a first-team All-American, Clemson swept Florida State at home in the final weekend to capture the ACC Atlantic Division title. In the Auburn Regional, Clemson defeated Auburn twice in three games to advance to the Clemson Super Regional, where the Tigers topped Alabama twice in three games. In Omaha, Clemson won two games and reached the Final Four under Leggett, who was named **ABCA** Atlantic Region Coach-of-the-Year.

The 2011 Tigers started the season 14-12, but under Leggett's direction, Clemson finished the season 29-8 in its last 37 games. The Tigers were sixth in the nation in batting average (.318) and led the ACC by 14 points. Brad Miller was named ACC Player-of-the-Year and a first-team All-American after leading the ACC in batting average (.395).

In 2012, the Tigers had five walkoff hits and set a school record with a .973 fielding percentage. Clemson won six games against top-10 teams, including three wins in four games against #1 Florida State. Clemson's first four batters in the lineup all earned All-ACC honors, including third-baseman Richie Shaffer, who was a first-team All-American.

Leggett has 1,224 career wins and is the nation's sixth-winningest active Division I head coach. He reached the 1,000-win mark in Clemson's 5-0 win at Maryland on March 25, 2007 to become just the 29th coach in Division I history to reach 1,000 career wins. At the age of 53, he also became the second-youngest coach to reach that mark.

Leggett has an 89-71 record against SEC teams as the Tiger head coach, including a 53-22 record at Doug Kingsmore Stadium.

Leggett enters the 2013 season with a career record of 1224-694-1, seven conference championships, and 23 NCAA Tournament appearances on his resumé. So far, 110 of the players Leggett has brought to Tigertown have been drafted and/or signed a professional baseball contract.

But perhaps his most notable stat is a streak involving Omaha. Since he took over in 1994, every Tiger who has been in the program and on the postseason roster for four consecutive years has made at least one trip to the College World Series. Only two other schools (Cal State Fullerton,

Louisiana State) in the nation have current streaks as long as the Tigers' streak, which dates to the freshman from the 1988 season.

Prior to his move to Clemson, Leggett served as a head coach for 14 years (five at Vermont, nine at Western Carolina). He already had 377 career wins, 302 at Western Carolina and 75 at Vermont, before he came to Clemson.


Leggett led Western Carolina to five NCAA Tournaments (1985-89), five SoCon titles, and a top-30 ranking during his tenure as head coach. His 1988 team set the school record for wins, posting a 38-24 record, while the 1989 squad won its fifth-consecutive Southern Conference title. The Catamounts averaged 33 wins a season during his time in Cullowhee, NC, and his teams played in the conference title game in eight of the nine seasons.

The 1991 Catamounts posted a 36-26 record. One of the 36 wins came in a 9-7 victory over Clemson on March 31, one of just 10 losses the #4 Tigers had that year. Leggett was named **ABCA** Atlantic Region Coach-of-the-Year and Southern Conference Coach-of-the-Year in 1987. In 1989, he was appointed to the NCAA Division I Baseball Committee and served on the committee through the 1995 season.

In his tenure at Western Carolina, Leggett produced 35 First-Team All-SoCon players, six conference players-of-the-year, and had 16 players sign pro contracts. Of the Catamounts who played under him for four seasons, 100 percent graduated and more than 50 percent compiled a 3.0-or-better GPA. He was also inducted into the Western Carolina Athletic Hall of Fame in 2001.


Before going to Western Carolina for the 1983 season, Leggett spent five seasons at Vermont, where he turned the program into a consistent winner. He coached the Vermont club team in 1977, then he organized and coached the school's first intercollegiate team in 1978. At age 23, Leggett was the youngest coach in the country. He had a winning season in his first year and had a 75-61 overall record at Vermont.

Leggett graduated with honors from Maine in 1976, where he was an all-star performer in both football and baseball. He captained the 1976 Maine team that advanced to the College World Series, and he was a two-time



All-Yankee Conference honoree in football as a defensive back and placekicker. He still holds the Maine record for the longest field goal, a 52-yarder.

Leggett has two children, son, Tanner, and daughter, Colby. Tanner lettered twice (2005,06) on the Clemson baseball team and graduated with a degree in marketing in 2006, while Colby graduated from Ohio State. Jack and Karen were married on August 6, 2005. Karen has four children, three daughters, Kyla, Kristen, and Kacie, and a son, Kenny.



CLEMSON

BASEBALL

3 | Number of times Leggett has been named ACC Coach-of-the-Year (1994,95,06) as head coach at Clemson.

6 | Number of times Leggett has led the Tiger program to the College World Series.

7 | Clemson's ranking in terms of victories since Leggett became head coach of the Tiger program in 1994.

11 | Number of first-round draft picks Clemson has had during Leggett's tenure.

16 | Number of players Leggett has coached at Clemson who have played in the Major Leagues.

18 | Number of times in 19 years Leggett has led Clemson to an NCAA Regional.

20 | Number of weeks ranked #1 in the nation in at least one of the three major polls under Leggett.

30 | Number of All-Americans Leggett has coached as head coach at Clemson.

52 | The length of field goal in yards that Leggett booted as a placekicker at Maine in the 1970s. It is still the longest made field goal by a Black Bear in history.

67 | Number of NCAA Tournament games the Tigers have won in Leggett's tenure at Clemson.

110 | Number of players Leggett has coached at Clemson who have either been drafted or signed a professional contract.

147 | Number of weeks ranked in the top 10 of at least one of the three major polls under Leggett.

223 | Number of wins Clemson has had against top-25 ranked teams in Leggett's tenure.

305 | Number of weeks ranked in the top 25 of at least one of the three major polls under Leggett.

320 | Number of ACC regular-season wins Leggett has totaled in 19 years at Clemson, an average of 17 per season.

847 | Number of wins Leggett has totaled in 19 years at Clemson, an average of 45 per season.

1,224 | Number of Leggett's wins in 33 years as a head coach.

1,252 | Number of Leggett's games in 19 years at Clemson.

1,919 | Number of Leggett's games in 33 years as a head coach.

9,263 | Number of runs Clemson has scored in 19 years under Leggett.




WINNINGEST ACTIVE HEAD COACHES

Rk	Head Coach	Current School	Years	Wins
1.	Gene Stephenson	Wichita State	35	1798
2.	Augie Garrido	Texas	41	1761
3.	Mike Martin	Florida State	33	1723
4.	Mark Marquess	Stanford	36	1463
5.	Jim Morris	Miami (FL)	31	1354
6.	Jack Leggett	Clemson	33	1224
7.	Jim Gilligan	Lamar	34	1206
8.	Pete Dunn	Stetson	33	1202
9.	John Anderson	Minnesota	31	1092
10.	Keith Guttin	Missouri State	30	1032
11.	Danny Hall	Georgia Tech	25	1025
12.	Mike Gillespie	UC Irvine	25	963
13.	Wayne Graham	Rice	21	953
14.	Paul Mainieri	Louisiana State	24	943
15.	Andy Lopez	Arizona	24	922
16.	Fred Hill	Rutgers	29	913
17.	Gary Powers	Nevada	30	912
18.	Tony Robichaux	Louisiana-Lafayette	26	894
19.	Bill Brown	George Mason	31	877
20.	Roger Cador	Southern	28	829
21.	Elliott Avent	N.C. State	24	823
22.	Rick Jones	Tulane	19	774
23.	Gary McClure	Austin Peay	25	752
24.	Dave Van Horn	Arkansas	18	725
25.	Terry Alexander	Jacksonville	22	713

Note: Only includes wins as a Division I head coach.

MOST WINS (1994-12)

Rk	Team	Wins	Avg.
1.	Florida State	966	50.8
2.	Wichita State	892	46.9
3.	Rice	888	46.7
4.	Louisiana State	855	45.0
5.	Cal State Fullerton	850	44.7
	Miami (FL)	850	44.7
7.	Clemson	847	44.6
8.	South Carolina	830	43.7
9.	Texas	822	43.3
10.	Georgia Tech	817	43.0
11.	North Carolina	812	42.7
12.	Arizona State	805	42.4
13.	Tulane	774	40.7
14.	Stanford	772	40.6
	Florida	772	40.6
16.	Oral Roberts	753	39.6
17.	Notre Dame	752	39.6
21.	Coastal Carolina	750	39.5
19.	Texas A&M	746	39.3
20.	Alabama	744	39.2
22.	Ohio State	726	38.2
23.	N.C. State	723	38.1
	Oklahoma	723	38.1
25.	East Carolina	718	37.8

[illegible]

LEGGETT VS. ALL COMPETITION

COACHES

Opponent	Overall	Win %	UV	WCU	CU
Alabama	4-1	.800			4-1
Alabama-Birmingham	2-1	.667			2-1
American	1-0	1.000	1-0		
Appalachian State	21-10	.677		18-10	3-0
Arizona State	1-2	.333			1-2
Arkansas	3-1	.750			3-1
Arkansas State	1-0	1.000			1-0
Auburn	15-21	.417		6-12	9-9
Augusta	1-1	.500		1-1	
Austin Peay State	2-1	.667		2-1	
Baylor	1-2	.333			1-2
Birmingham-Southern	2-0	1.000			2-0
Boston College	16-7	.696	1-1		15-6
Bridgeport	1-1	.500	1-1		
California	1-2	.333			1-2
California State-Fullerton	0-1	.000			0-1
California State-Northridge	1-1	.500			1-1
California-Irvine	3-0	1.000			3-0
Campbell	16-17	.485		16-17	
Carson-Newman	11-4	.733		11-4	
Central Florida	5-3	.625			5-3
Charleston Southern	10-0	1.000			10-0
Charleston, College of	17-1	.944			17-1
Charlotte	6-6	.500		1-4	5-2
Cincinnati	1-0	1.000			1-0
Citadel, The	38-15	.717		31-14	7-1
Clarkson	6-0	1.000	6-0		
Clemson	3-15	.167		3-15	
Coastal Carolina	29-6	.829			29-6
Connecticut	5-6	.455	5-4		0-2
Creighton	1-1	.500			1-1
Dartmouth	2-0	1.000	2-0		
Davidson	23-11	.676		21-11	2-0
Dayton	1-0	1.000			1-0
Delaware	1-0	1.000			1-0
Duke	44-15-1	.742			44-15-1

LEGGETT VS. TOP-25 TEAMS

Opponent	Top 25	Top 10	Top 5	#1
Alabama	4-1	1-0	1-0	1-0
Arizona State	1-2	1-2	1-2	1-0
Arkansas	3-1	1-0		
Auburn	8-7	2-2		
Baylor	1-2	1-2		
Cal State Fullerton	0-1	0-1	0-1	
Cal State Northridge	1-1			
California-Irvine	3-0			
Central Florida	1-3			
Charleston, College of	3-0			
Coastal Carolina	8-1	2-0		
Connecticut	0-2			
East Carolina	3-1			
Florida State	34-39	29-35	20-26	4-5
Georgia	3-6	1-4	0-2	0-2
Georgia Southern	0-2			
Georgia Tech	34-28	25-20	11-10	2-1
James Madison	2-0			
Kansas	2-1			
Louisiana-Lafayette	0-1	0-1		
Miami (FL)	17-15	13-15	8-10	0-2
Mississippi State	2-2	2-0		
Nebraska	1-0	1-0		
North Carolina	16-21	8-16	2-6	
N.C. State	18-10			
Notre Dame	0-1			
Oklahoma	1-0	1-0		
Oklahoma State	1-1	1-1		
Old Dominion	6-0			
Oral Roberts	2-0			
Rice	1-1	1-1		
San Jose State	1-0	1-0		
South Alabama	0-1			
South Carolina	21-33	16-26	9-22	1-1
South Florida	1-2			
Southern California	0-1	0-1	0-1	
Stanford	0-2	0-2	0-1	0-1
Tennessee	9-3	7-2	2-1	
Texas A&M	1-2	1-2	1-2	
Virginia	2-9	2-7	1-2	1-2
Virginia Tech	0-1			
Wake Forest	10-8	3-1	3-1	
Washington	2-1			
Winthrop	0-1			
Totals	223-214	120-141	59-87	10-14

Note: Only includes records as Clemson's head coach; **bold** denotes 2013 opponent.



East Carolina	5-10	.333		0-3	5-7
East Tennessee State	21-6	.778		17-6	4-0
Eastern Connecticut State	0-3	.000	0-3		
Eastern Kentucky	15-8	.652		15-8	
Eastern Michigan	2-1	.667			2-1
Elon	15-9	.625		1-3	14-6
Fairfield	3-4	.429	3-4		
Florida	3-9	.250		3-9	
Florida Atlantic	1-1	.500			1-1
Florida Gulf Coast	3-1	.750			3-1
Florida International	2-3	.400		2-3	
Florida State	34-39	.466		34-39	
Fresno State	1-1	.500			1-1
Furman	50-12	.806		29-7	21-5
Gardner-Webb	7-0	1.000		7-0	
George Mason	8-1	.889			8-1
Georgia	27-29	.482		3-12	24-17
Georgia Southern	18-11	.621		6-6	12-5
Georgia Tech	43-38	.531		3-5	40-33
Grand Canyon	2-0	1.000			2-0
Hawaii	1-0	1.000			1-0
Hawaii-Hilo	3-0	1.000			3-0
High Point	17-4	.810		15-4	2-0
Holy Cross	4-2	.667	3-2		1-0
Illinois	1-1	.500		0-1	1-0
Indiana State	0-1	.000		0-1	
Iona	0-2	.000	0-2		
Jacksonville	1-0	1.000			1-0
James Madison	10-2	.833	0-2		10-0
Kansas	2-1	.667			2-1
Kansas State	3-0	1.000			3-0
Kentucky	3-0	1.000			3-0
La Salle	0-1	.000		0-1	
Lewis-Clark State	0-1	.000			0-1
Liberty	4-3	.571		3-0	1-3
Louisiana-Lafayette	0-1	.000			0-1
Maine	18-18	.500	2-13	1-4	15-1
Marshall	8-5	.615		8-5	
Maryland	50-9	.847			50-9
Massachusetts	5-4	.556	5-4		
Memphis	2-1	.667			2-1
Mercer	5-1	.833			5-1
Miami (FL)	18-18	.500		0-1	18-17
Miami (OH)	1-0	1.000			1-0
Michigan State	4-0	.000			4-0
Middle Tennessee	3-2	.600		1-2	2-0
Middlebury	7-1	.875	7-1		
Milligan	4-0	1.000		4-0	
Mississippi State	4-4	.500		1-2	3-2
Missouri State	2-1	.667			2-1
Morehead State	3-0	1.000		3-0	
Navy	1-0	1.000			1-0
Nebraska	1-0	1.000			1-0
Nevada	1-1	.500			1-1
Nevada-Las Vegas	4-4	.500			4-4
New Hampshire	5-4	.556	4-4		1-0
New York Tech	3-0	1.000			3-0
Newberry	3-0	1.000		3-0	
North Adams State	4-0	1.000	4-0		
North Carolina	31-31	.500		0-3	31-28
North Carolina A&T	1-0	1.000			1-0
North Carolina State	51-41	.554		7-18	44-23
North Carolina-Asheville	18-2	.900		14-2	4-0
North Carolina-Greensboro	2-0	1.000			2-0
North Carolina-Wilmington	7-1	.875			7-1
Northeastern	2-2	.500	2-2		
Northwestern	2-0	1.000			2-0
Norwich	8-1	.889	8-1		
Notre Dame	0-1	.000			0-1
Ohio	9-1	.900		3-0	6-1
Ohio State	2-3	.400		2-2	0-1
Oklahoma	1-0	1.000			1-0
Oklahoma State	3-4	.429		0-2	3-2
Old Dominion	19-2	.905		1-0	18-2
Oral Roberts	3-0	1.000			3-0
Oregon State	2-2	.500			2-2

LEGGETT'S MILESTONE WINS

Win	Date	Opponent	Score
*1	4-21-1978	Connecticut	12-4
^100	5-1-1983	The Citadel ⁽²⁾	^(M) 2-1
^200	4-13-1986	The Citadel	12-4
^300	4-22-1989	Appalachian State	11-10
400	3-23-1994	Hawaii	7-3
500	3-8-1996	Virginia Tech	8-4
600	3-14-1998	Maine ⁽²⁾	19-11
700	4-23-2000	Duke	12-8
800	5-13-2002	Virginia	5-3
900	3-26-2005	Maryland ⁽¹⁾	⁽¹³⁾ 6-4
1000	3-25-2007	Maryland	5-0
1100	5-31-2009	Oklahoma State	15-1
1200	3-21-2012	Elon	4-2
1224	6-3-2012	Coastal Carolina	5-3

Clemson

Win	Date	Opponent	Score
1	2-12-1994	Western Carolina ⁽¹⁾	3-1
100	4-29-1995	Georgia Tech	6-1
200	5-14-1997	Wake Forest	8-6
300	3-8-2000	William & Mary	10-6
400	3-27-2002	Coastal Carolina	6-2
500	4-25-2004	N.C. State	9-6
600	5-25-2006	Georgia Tech	3-2
700	4-5-2009	Duke	10-1
800	5-7-2011	Gardner-Webb ⁽²⁾	12-0
847	6-3-2012	Coastal Carolina	5-3

* - as Vermont's head coach; ^ - as Western Carolina's head coach; Note: Home wins in **bold**.

Pacific	3-0	1.000		3-0
Piedmont	4-1	.800		4-1
Presbyterian College	4-2	.667		4-2
Princeton	1-0	1.000		1-0
Providence	2-3	.400	2-2	0-1
Purdue	4-0	1.000		3-0
Radford	3-1	.750		3-1
Rhode Island	2-6	.250	2-6	
Rice	2-2	.500		2-2
Richmond	2-1	.666		2-1
Sacred Heart	1-0	1.000		1-0
Saint John's	2-0	1.000		1-0
Saint Lawrence	2-3	.400	2-3	
Saint Michael's	8-0	1.000	8-0	
San Jose State	1-0	1.000		1-0
Seton Hall	2-0	1.000		2-0
Siena	3-2	.600	1-2	2-0
Slippery Rock	2-0	1.000		2-0
South Alabama	2-2	.500		2-2
South Carolina	37-46	.446		3-8
South Carolina-Aiken	0-3	.000		0-3
South Carolina-Upstate	8-2	.800		6-2
South Florida	2-2	.500		2-2
Southeastern Massachusetts	0-1	.000	0-1	
Southern California	0-1	.000		0-1
Southern Mississippi	1-0	1.000		1-0
Stanford	0-2	.000		0-2
Stetson	3-0	1.000		3-0
Stonehill	2-0	1.000	2-0	
Tennessee	11-8	.579		2-5
Tennessee Tech	7-0	1.000		2-0
Texas A&M	1-3	.250		0-1
Texas State	0-1	.000		0-1
Texas Tech	1-2	.333		1-2
Texas-Arlington	1-0	1.000		1-0
Virginia	33-28	.541	2-0	31-28
Virginia Commonwealth	2-0	1.000	2-0	
Virginia Military	12-2	.857		12-2
Virginia Tech	21-8	.724		1-3
Wake Forest	43-22	.662		1-1
Washington	2-1	.667		2-1
West Chester State	0-2	.000	0-2	
West Virginia	2-0	1.000		2-0
Western Carolina	28-10	.737		28-10
Western Kentucky	2-0	1.000		2-0
Westfield State	0-1	.000	0-1	
William & Mary	3-0	1.000		3-0
Winthrop	10-3	.769		3-0
Wofford	18-2	.900		7-2
Wright State	3-0	1.000		3-0
Totals	1224-694-1	.638	75-61	302-229


Note: **Bold** denotes 2013 opponent.



LEGGETT'S COACHING TREE

Coach	Current/Last Team	Title	*Year(s)	^Coach	^Player
Erik Bakich	Michigan	Head Coach	2013	2002	
Andy Barlow	MIT	Head Coach	2004-13		1982
Scott Berney	Southern Connecticut	Assistant Coach	2005,06		2000
Toby Bicknell	Air Force	Assistant Coach	2011-13	2007,08	
Wilson Boyd	Winthrop	Assistant Coach	2012,13		2007-10
Kyle Bunn	East Tennessee State	Assistant Coach	2012,13	2008,09	
Tim Corbin	Vanderbilt	Head Coach	2003-13	1994-02	
Tomas Cruz	Wingate	Assistant Coach	2012,13		2009,10
Bill Currier	Fairfield	Head Coach	2012,13	1985,86	1979-81
Kevin Erminio	Kennesaw State	Assistant Coach	2007-13	1996-98	
Jim Farrell	Vermont	Assistant Coach	2008		1979-81
Ben Hall	Winthrop	Assistant Coach	2012,13		2005,06
Mike Hampton	Saint John's	Assistant Coach	2001-13	1999	1994
Rodney Hennon	Georgia Southern	Head Coach	2000-13		1990,91
Jeff Hourigan	Connecticut	Assistant Coach	2012,13		2002,03
Bill Jarman	East Carolina	Assistant Coach	2007-10	1989-91	
Michael Johnson	Clemson	Assistant Coach	2009-13	2009-13	2000-03
Jeff Kane	Holy Cross	Assistant Coach	2010-13		1998,99
Gregg Kilby	Maryland	Assistant Coach	2001-04	1994,95	
Keith LeClair	East Carolina	Head Coach	1997-02	1989-91	1985-88
Bradley LeCroy	Clemson	Assistant Coach	2003-05,11-13	2003-05,11-13	1997-00
Matthew LeCroy	Harrisburg (Nationals)	Manager	2012,13		1995-97
Paul Menhart	Harrisburg (Nationals)	Assistant Coach	2012,13		1988-90
David Miller	William & Mary	Assistant Coach	2012		1993-95
Darryl Morhardt	George Washington	Assistant Coach	2007		1983
Kevin O'Sullivan	Florida	Head Coach	2008-13	1999-07	
John Pawlowski	Auburn	Head Coach	2009-13	1994-98	
Dan Pepicelli	Clemson	Assistant Coach	2010-13	2010-13	
Matt Raleigh	Carolina (Marlins)	Manager	2008		1989-91
Todd Raleigh	Tennessee	Head Coach	2008-11		1988-91
Mike Rhue	Northern Colorado	Assistant Coach	2007,08		1998,00
Tom Riginos	Winthrop	Head Coach	2011-13	2003-10	
Keith Shumate	Louisburg	Head Coach	2013		1986-88
Tim Sinicki	Binghamton	Head Coach	1993-13		1987,88
Mike Tidick	Georgia Southern	Assistant Coach	2000-12		1990,91
Russell Triplett	Newberry	Head Coach	2011-13	2006	2001-04
Adam Walker	University of the Cumberlands	Assistant Coach	2007-10		2003,04
Adam Ward	Charleston Southern	Assistant Coach	2012,13		2007-09

* - with current/last team; ^ - under Jack Leggett as a head coach; Note: Active coaches in bold.



ELEVEN OF JACK LEGGETT'S FORMER PLAYERS OR ASSISTANTS ARE CURRENTLY HEAD COACHES AT THE COLLEGIATE LEVEL.



TIM CORBIN

Vanderbilt Head Coach (2003-13)
Clemson Assistant Coach (1994-02)



RODNEY HENNON

Georgia Southern Head Coach (2000-13)
Western Carolina Player (1990-91)



KEVIN O'SULLIVAN

Florida Head Coach (2008-13)
Clemson Assistant Coach (1999-07)



JOHN PAWLOWSKI

Auburn Head Coach (2009-13)
Clemson Assistant Coach (1994-98)



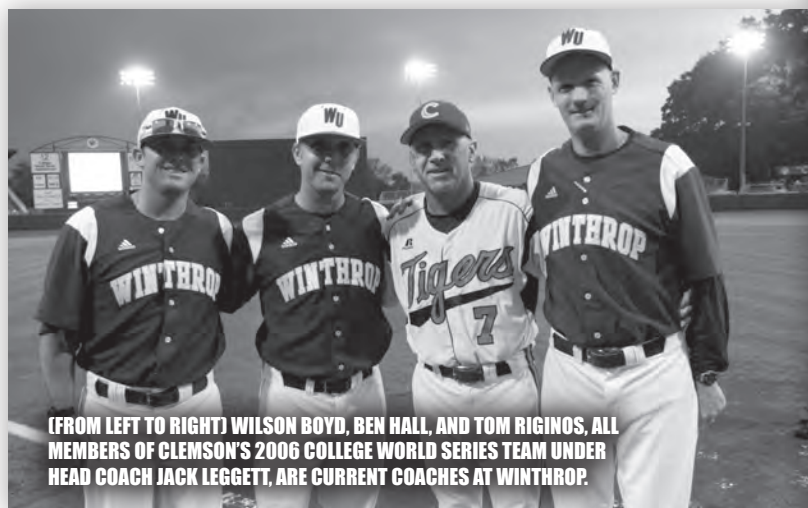
TOM RIGINOS

Winthrop Head Coach (2011-13)
Clemson Assistant Coach (2003-10)



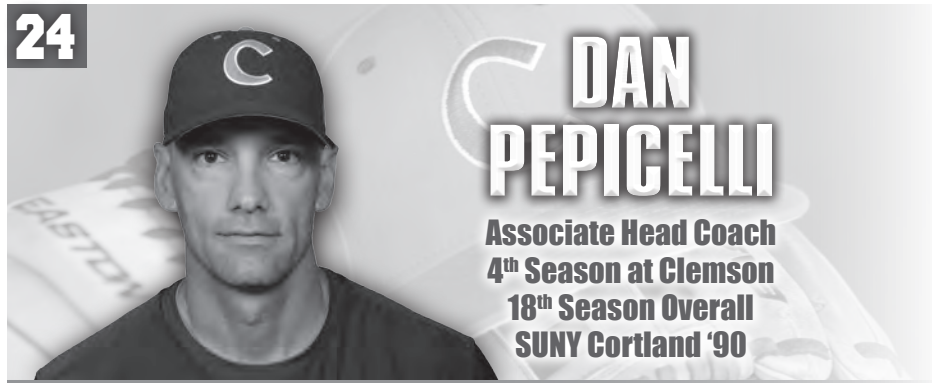
RUSSELL TRIPLETT

Newberry Head Coach (2011-13)
Clemson Player (2001-04) & Assistant Coach (2006)



(FROM LEFT TO RIGHT) WILSON BOYD, BEN HALL, AND TOM RIGINOS, ALL MEMBERS OF CLEMSON'S 2006 COLLEGE WORLD SERIES TEAM UNDER HEAD COACH JACK LEGGETT, ARE CURRENT COACHES AT WINTHROP.

24



DAN PEPICELLI

Associate Head Coach
4th Season at Clemson
18th Season Overall
SUNY Cortland '90

Dan Pepicelli is in his fourth year with the Tiger program as the pitching coach and first as the associate head coach. Pepicelli (pronounced peh-pih-SEH-lee) spent nine seasons (2001-09) as the head coach at Saint John Fisher College in Rochester, NY.

In his first year at Clemson in 2010, Pepicelli molded the young pitching staff into a consistent group that was a big reason the Tigers reached the College World Series. He became Clemson's first pitching coach in history to lead a staff to Omaha in his first year in the program.

In 2010, Pepicelli coached Casey Harman, who had an 8-4 record and 3.86 ERA in 121.0 innings pitched over 19 starts. He had a 2.73 ERA and 27 strikeouts against four walks in 29.2 innings pitched in the 2010 NCAA Tournament. Pepicelli also developed Alex Frederick, who was seldomly used in 2009, to become Clemson's top reliever in the 2010 NCAA Tournament. Frederick had a save in both of the Tigers' wins in Omaha.

The 2011 Tiger pitching staff had a 3.32 ERA and .239 opponents' batting average. Clemson also had a 2.66 strikeout-to-walk ratio, the third-best mark in school history. During one stretch of the season, Tiger hurlers combined to pitch 37.0 innings in a row without allowing an earned run. Pepicelli molded righthander Justin Sarratt into one of the ACC's best pitchers as a fifth-year player, as he had a 7-2 record and 2.57 ERA along with 65 strikeouts against only 14 walks on the season.

In 2012, his pitchers had a 3.90 team ERA. Reliever Scott Firth led the staff with a 4-0 record, three saves, and a 2.09 ERA, the best mark by a Tiger since 1998. Starter Kevin Brady had a 2.54 ERA, while Pepicelli coached Daniel Gossett to one of the best seasons by a Tiger freshman pitcher in recent history. The righthander had a 6-3 record, two saves, and a team-high 87 strikeouts.

At Saint John Fisher, Pepicelli, who also served as pitching coach during his tenure with the Cardinal program, led it to a 200-136-1 (.595) record. In the program's first 13 seasons, it had just three winning seasons. But in Pepicelli's nine seasons with the Cardinals, he directed them to seven winning seasons and one .500 campaign. In each of his last seven seasons with the Cardinals, he directed them to the postseason, including their first Division III title game berth in 2007. The Cardinals also won ECAC Upstate Championship titles in 2004, 2005, 2007, and 2009. He was named the Empire 8 Athletic Conference Coach-of-the-Year in 2001 and 2007 as well.

In 2009, he coached the Empire 8 Athletic Conference Player-of-the-Year and Rookie-of-the-Year. Leo Fusilli was named player-of-the-year after hitting .455, while Teagen Barresi was named rookie-of-the-year after batting .384 with six homers and 39 RBIs. Pepicelli, who also served as an assistant athletic director at Saint John Fisher, received national attention for his team's act of sportsmanship in 2008. In the ninth inning against visiting SUNY Oswego in the ECAC Championship game, a line-drive foul ball struck a Laker coach in the temple. Despite the fact that the Cardinals were trailing 9-5, Pepicelli and the team elected to concede the game, effectively ending any chance at back-to-back NCAA Tournament berths. Saint John Fisher was honored by the Committee on Sportsmanship & Ethical Conduct with the NCAA's All-Divisions Sportsmanship Award for its courageous decision.

Prior to Saint John Fisher, he was the head coach at Hartwick in 1999 and 2000 after serving as an assistant coach at Hartwick from 1996-98.

THE PEPICELLI FILE

Full Name: Daniel James Pepicelli

Born: May 18, 1967 in Schenectady, NY

Education: Bachelor's degree in economics/management science at SUNY Cortland (1990).

Playing Experience: Two-year letterman at Mohawk Valley Community College (1986,87) ... one-year letterman at SUNY Cortland (1989) ... one-year letterman at SUNY College at Oneonta (1990).

Coaching Experience: Assistant coach at Hartwick (1996-98) ... head coach at Hartwick (1999,00) ... head coach at Saint John Fisher (2001-09) ... assistant coach at Clemson (2010) ... assistant head coach at Clemson (2011,12).

Family: Wife, Robyn ... the couple has a daughter, Mia (2).



The 1990 graduate of SUNY Cortland, who earned a degree in economics/management science, was an all-region and all-conference selection during his playing days. In 1986 and 1987, he played at Mohawk Valley (NY) Community College, where he was an all-region selection.


Pepicelli transferred to SUNY Cortland, where he played in 1989. Pepicelli then played at SUNY College at Oneonta in 1990, where he was an all-conference pick.

Pepicelli is a Certified Strength & Conditioning Specialist and is a member of the National Strength & Conditioning Association.

Pepicelli, who will turn 46 on May 18 when Clemson closes the regular season at Florida State, is married to the former Robyn Malloy, who served as an assistant coach with the Syracuse women's soccer program from 2005-09. She was a player on the 1995 National Championship soccer team at Monroe Community College in Rochester, NY and was a two-time captain at Syracuse (1996,97). She was later a coach at Monroe Community College when it won two national titles.

The couple has a daughter, Mia (2). Pepicelli was born May 18, 1967 in Schenectady, NY.

DAN & ROBYN PEPICELLI WITH MIA.



PEPICELLI'S COACHING RECORD

Year	School	Position(s)	W-L	NCAA
1996	Hartwick	AC	17-16-1	
1997	Hartwick	AC	15-17	
1998	Hartwick	AC	10-22	
1999	Hartwick	HC	9-22	
2000	Hartwick	HC	12-18	
2001	Saint John Fisher	HC	19-14	
2002	Saint John Fisher	HC	15-19	
2003	Saint John Fisher	HC	16-16	
2004	Saint John Fisher	HC	27-14	
2005	Saint John Fisher	HC	22-15	
2006	Saint John Fisher	HC	26-14	
2007	Saint John Fisher	HC	28-13	Division III
2008	Saint John Fisher	HC	25-14-1	
2009	Saint John Fisher	HC	22-17	
2010	Clemson	AC	45-25	CWS
2011	Clemson	AHC	43-20	Regional
2012	Clemson	AHC	35-28	Regional

Seasons as a full-time NCAA coach: 17
 Winning seasons: 11
 NCAA Tournament appearances: 4
 Record as an assistant coach: 165-128-1 (.563)
 Record as a head coach: 221-176-1 (.557)



ASSISTANT HEAD COACH BRADLEY LeCROY

2



BRADLEY LeCROY

Assistant Head Coach
6th Season at Clemson
13th Season Overall
Clemson '01

Bradley LeCroy is in his sixth year as an assistant coach with the Tiger program. He is in his second stint, as he served as a volunteer assistant coach at Clemson from 2003-05. LeCroy (pronounced luh-CROY) also serves as recruiting coordinator along with duties as hitters and outfielders coach.

LeCroy's 2012 recruiting class (2013 newcomers) was rated as high as #5 in the nation by **Collegiate Baseball**. That was a big reason LeCroy was rated as the ninth-best assistant coach in the nation by **Baseball America** prior to the 2013 season.

In his first season back at Clemson in 2011, the Tigers were sixth in the nation in batting average (.318) and led the ACC by 14 points. Clemson was also sixth in walks, 11th in runs, 14th in slugging percentage, and tied for 14th in stolen bases. LeCroy coached All-ACC outfielders Jeff Schaus and Will Lamb in 2011.

The 2012 Tigers had a league-high four offensive players earn All-ACC honors, which were the first four batters (Steve Wilkerson, Thomas Brittle, Richie Shaffer, Phil Pohl) in the lineup during most of the season. Shaffer, who hit .336 with a .480 on-base percentage, was a first-team All-American by **Perfect Game**, while Brittle had a 22-game hitting streak and made countless highlight-reel catches in centerfield.

LeCroy spent the previous three seasons (2008-10) as Tennessee's infielders coach and recruiting coordinator under Head Coach Todd Raleigh. Prior to his stint in Knoxville, LeCroy served under Raleigh at Western Carolina in

2006 and 2007. Prior to his three years as the volunteer assistant coach at Clemson, LeCroy was an assistant coach at nearby Anderson (SC) during the 2001 and 2002 seasons.

During his tenure at Tennessee, he put together a pair of signing classes that ranked among the best in the nation. In 2008, his signing class was rated #28 in the country by **Collegiate Baseball**, then his 2009 signing class was ranked #14 in the nation according to **Baseball America**.

Tennessee totaled 67 home runs in 56 games in 2008, at the time the fifth-best mark in school history. A year later, he was a big reason the Volunteers slugged 87 long balls in 55 games, good for the second-highest total in Tennessee history.

He led Western Carolina's offense to heights not seen in recent history. In 2007, the Catamounts were in the top 11 in the nation in runs per game, homers per game, slugging percentage, doubles per game, and batting average. Western Carolina had a 7-2 combined record

against the ACC, Big Ten Conference, and SEC in 2007 and had a school-record five players picked in the draft.

During the 2005 season, the last of his three years as the volunteer assistant at Clemson, LeCroy contributed to the Tigers' third-consecutive NCAA Tournament appearance and a trip to the Waco (TX) Super Regional. He was a big reason Taylor Harbin had a stellar .974 fielding percentage along with 28 doubles, 10 homers, and 63 RBIs in earning second-team All-America honors as a freshman.

In 2004, the Tigers hit 73 homers and 149 doubles. He coached Brad McCann to an All-America season, as the third-baseman hit .379 with 16 homers and 65 RBIs.

The 2003 season was his first coaching at Clemson. The Tigers had a .326 batting average in ACC regular-season games, the best mark in the ACC by 19 points. LeCroy coached four all-conference players in 2003, all of which comprised the Tigers' starting infield. Included in that list were underclassmen Brad McCann (3B) and Russell Triplett (SS). Seniors Michael Johnson (1B) and David Slevin (2B) also earned All-ACC honors as infielders in 2003.

LeCroy coached in the Valley League in the summer of 2003 as an assistant coach for the New Market Rebels in Virginia. The Rebels were the Valley League runnerup after compiling a 31-18 record.

LeCroy was an assistant coach at Anderson in 2001 and 2002. In



2001, he coached David Mattox, who was drafted in the 11th round by the Mets. In 2002, the Trojans led the Division II ranks with 41 triples.

During both summers in 2001 and 2002, he was the head coach of the Williamston (SC) American Legion team. Both teams played in the state legion playoffs.

LeCroy earned four letters at Clemson from 1997-00. He was a valuable utility player who hit .266 in 173 career games and 395 at-bats. He was the everyday starting shortstop on the 1999 team that came one inning from advancing to the College World Series. He was the starting shortstop alongside future National Player-of-the-Year Khalil Greene, who was the starting third-baseman on that 1999 squad. LeCroy was also a member of Clemson's 2000 College World Series team and a member of four NCAA Tournament teams as a Tiger.

LeCroy, 35, earned his bachelor's degree in education from Clemson in May of 2001. He was a three-sport star at nearby Walhalla (SC) High School, earning all-state honors in baseball, basketball, and football.

LeCroy is married to the former Meredith Chandler. She was a four-time letterwinner in tennis at Clemson from 1996-99. The couple has two sons, Crew (2) and Cooper (born July 7, 2012). LeCroy was born February 1, 1978 in Anderson, SC.

THE LeCROY FILE

Full Name: Bradley James LeCroy
Born: February 1, 1978 in Anderson, SC
Education: Bachelor's degree in education at Clemson (2001).
Playing Experience: Four-year letterman at Clemson (1997-00).
Coaching Experience: Assistant coach at Anderson (SC) (2001,02) ... volunteer assistant coach at Clemson (2003-05) ... assistant coach at Western Carolina (2006,07) ... assistant coach/recruiting coordinator at Tennessee (2008-10) ... assistant coach/recruiting coordinator at Clemson (2011,12).
Family: Wife, Meredith ... the couple has two sons, Crew (2) and Cooper (born July 7, 2012).

BRADLEY & MEREDITH
LeCROY WITH SONS,
CREW AND COOPER,
AND DOG, WRIGLEY.



LeCROY'S COACHING RECORD

Year	School	Position(s)	W-L	NCAA
2001	Anderson (SC)	AC,RC	19-32	
2002	Anderson (SC)	AC,RC	30-26	
2003	Clemson	VA	39-22	Regional
2004	Clemson	VA	39-26	Regional
2005	Clemson	VA	43-23	Super Regional
2006	Western Carolina	AC	33-27	
2007	Western Carolina	AC	42-20	Regional
2008	Tennessee	AC,RC	27-29	
2009	Tennessee	AC,RC	26-29	
2010	Tennessee	AC,RC	30-26	
2011	Clemson	AC,RC	43-20	Regional
2012	Clemson	AC,RC	35-28	Regional

Seasons as a full-time NCAA coach: 12
Winning seasons: 9
NCAA Tournament appearances: 6
Record as an assistant coach: 406-308 (.569)
Record as a head coach: 0-0



31

MICHAEL JOHNSON

Volunteer Assistant Coach
5th Season at Clemson
5th Season Overall
Clemson '08

Michael Johnson is in his fifth season on the Tiger coaching staff in 2013 and serves as the volunteer assistant coach, working primarily with infielders and hitters. In his nine years associated with the Tiger program, Clemson has

been to the NCAA Tournament all nine years, including three College World Series trips and six super regional appearances. He is also Clemson's first-base coach and wears the #31 jersey, the same number he wore during his playing days as an All-American in Tigertown when he hit 58 career home runs.

In his first season as a coach at Clemson in 2009, he worked with first-baseman Ben Paulsen, who hit .367 with 13 homers and 61 RBIs. He was also instrumental in the Tigers' .304 batting average in ACC regular-season games and the team winning the Clemson Regional.

In 2010, Clemson slugged 93 home runs and batted .306 with a .403 on-base percentage. The team exhibited the same patience and power at the plate that Johnson showed as a player, as Clemson's 375 walks were third-most in the nation. The Tigers were also fifth in the nation in

runs (600) and tied for 15th in homers. First-baseman Richie Shaffer batted .323 as a freshman and hit three combined homers in the Tigers' two wins in the Clemson Super Regional that propelled them to Omaha.

The 2011 Tigers were sixth in the nation in batting average (.318) and led the ACC by 14 points. Clemson was also sixth in

the nation in walks, 11th in runs, 14th in slugging percentage, and tied for 14th in stolen bases. Johnson coached ACC Player-of-the-Year Brad Miller. The shortstop was a first-team All-American who hit an ACC-best .395. Johnson also coached Shaffer, a First-Team All-ACC first-baseman who led the team with 13 home runs.

In 2012, the Tigers had a school-record .973 fielding percentage. Clemson's first four batters in the lineup all earned All-ACC honors, including Shaffer at third base. Shaffer was a first-team All-American by **Perfect Game** who hit .336 with 10 homers and a .480 on-base percentage.

Johnson received four letters as a standout first-baseman at Clemson (2000-03). His 58 home runs (third), .636 slugging percentage (fifth), and 213 RBIs (sixth) are all among the top career figures in Tiger history. Johnson was also a career .344 hitter with 275 hits, 52 doubles, a .465 on-base percentage, and 25 steals in 235 games as a part of four NCAA Tournament teams and two College World Series squads (2000,02).

The two-time Tiger captain was a two-time recipient of the Bob Bradley Award as Clemson's MVP of the season series against South Carolina thanks in part to his 10 home runs in 16 career games against the rival Gamecocks. He also owned a .500 batting average with four home runs and 11 RBIs in 10 career ACC Tournament contests and totaled 2,131 putouts in his career as one of the best defensive first-basemen in school history.

Johnson red-shirted in 1999 and played 44 games as a red-shirt freshman in 2000. As a sophomore in 2001, he hit .321 with 18 homers and 54 RBIs.

THE JOHNSON FILE

Full Name: William Michael Johnson, Jr.

Born: June 25, 1980 in Georgetown, SC

Education: Bachelor of science degree in career & technology education at Clemson (2008).

Playing Experience: Four-year letterman at Clemson (2000-03) ... five-year player in the minor leagues in the San Diego Padres and Houston Astros farm systems (2003-07).

Coaching Experience: Volunteer assistant coach at Clemson (2009-12).

Family: Wife, Carrie ... the couple has a son, Mike (3).

MICHAEL & CARRIE JOHNSON WITH MIKE.



During the second half of the season, he hit a long ball in five consecutive games, tying a school record. He was also named Clemson Regional MVP that year.

As a junior in 2002, he became a part of one of the top trios in college baseball history. Johnson, National Player-of-the-Year Khalil Greene, and Jeff Baker all hit at least 25 home runs to lead the Tigers to a top-four finish in Omaha, where he was named to the All-College World Series team. Johnson, a second-team All-American by **ABCA**, hit .384 with 25 homers and 81 RBIs in 2002.

Despite being drafted in the second round by the San Diego Padres in the summer of 2002, he elected to return for his senior year in 2003. That year, he hit .338 with 12 homers, 51 RBIs, and a .498 on-base percentage thanks to 63 walks. He was a First-Team All-ACC selection for the second year in a row and received the Mitchell Award as Clemson's MVP.

Johnson, a powerful lefthanded hitter, later signed with the Padres in the summer of 2003 and played at every minor league level from 2003-07. He also had a brief stint in the Houston Astros farm system in 2007. In his minor league career, Johnson totaled 90 doubles, 11 triples, 69 homers, and 264 RBIs in 391 games.

Johnson's best minor league campaign came during the 2005 season, when he batted .295 with 20 doubles, five triples, 21 home runs, and 76 RBIs in only 73 contests with the Lake Elsinore Storm (High A).

Johnson, who will turn 33 on June 25, graduated from Clemson with a degree in career & technology education in 2008. The Georgetown, SC native is married to the former Carrie Breed. The couple has a son, Mike (3). Johnson was born June 25, 1980 in Georgetown, SC.

JOHNSON'S COACHING RECORD

Year	School	Position(s)	W-L	NCAA
2009	Clemson	VA	44-22	Super Regional
2010	Clemson	VA	45-25	CWS
2011	Clemson	VA	43-20	Regional
2012	Clemson	VA	35-28	Regional

Seasons as a full-time NCAA coach:.....4

Winning seasons:.....4


NCAA Tournament appearances:.....4

Record as an assistant coach:.....167-95 (.637)

Record as a head coach:.....0-0

STUDENT ASSISTANT COACH BRAD CHALK

41

BRAD
CHALK

Student Assistant Coach
1st Season at Clemson
1st Season Overall
Sr. • Greer, SC

Brad Chalk is in his first season on the Tiger coaching staff in 2013, serving as a student assistant coach. His duties include assisting with the outfielders along with baserunning and bunting. Chalk was a standout centerfielder on three Clemson teams (2005-07) before playing five seasons in the minor leagues.

As a Tiger, Chalk had a .356 batting average, 139 runs, 213 hits, 26 doubles, six triples, 49 RBIs, a .469 on-base percentage, and 32 stolen bases in 177 games (167 starts). He also had 107 walks and 23 hit-by-pitches against only 56 strikeouts in his career. Chalk, who was a member of three NCAA Tourney teams, had a school-record 40 career sacrifice bunts as well.

In 2005, he hit a team-high .350 to earn freshman All-America honors by **Collegiate Baseball**. Then in 2006, he batted .353 with 18 steals on Clemson's College World Series team that finished ranked #5 in the nation in the polls.

Chalk received the team's Tiger Baseball Award four outstanding leadership and amassed a school-record 21 sacrifice bunts, second-most in the nation.

As a junior in 2007, Chalk hit a team-best .366 to earn Second-Team All-ACC honors. He was se-

lected in the second round of the Major League draft by the San Diego Padres.

In five seasons in the minor leagues, Chalk had a .268 batting average, 450 hits, 185 RBIs, 221 runs, and 64 stolen

THE CHALK FILE

Full Name: Bradley William Chalk

Born: January 20, 1986 in Spartanburg, SC

Playing Experience: Three-year letterman at Clemson (2005-07) ... played five seasons (2007-11) in the minor leagues with the Padres and Pirates farm systems.

Family: Single.



bases in 483 games. He reached as high as AAA in 2010 with the Portland (OR) Beavers of the Padres organization.

The 27-year-old Chalk, a three-time member of the ACC Academic Honor Roll during his time as a player, is a senior who is majoring in sport management. He was born January 20, 1986 in Spartanburg, SC.

STUDENT ASSISTANT COACH STEPHEN FARIS

49

STEPHEN
FARIS

Student Assistant Coach
1st Season at Clemson
1st Season Overall
Sr. • Richmond, VA

Stephen Faris is in his first year on the Tiger coaching staff in 2013, serving as a student assistant coach. His duties include assisting with the pitching staff. Faris was a starting righthander on three Clemson teams (2004-06) before playing four seasons in the minor leagues.

As a Tiger, he had a 16-10 record and a 3.24 ERA in 242.0 innings pitched over 55 appearances (33 starts). He had 189 strikeouts against 56 walks, good for a 3.38 strikeout-to-walk ratio, fifth-best in school history. He also had a 2.08 walks per nine innings pitched mark, fourth-best in Tiger history.

After pitching limited innings as a freshman in 2004, Faris emerged as a versatile pitcher with a 6-4 record, a team-best

2.60 ERA, and one save while allowing just one home run in 20 appearances (10 starts) to earn Second-Team All-ACC honors. The highlight of his 2005 season came against #4 South Carolina when he pitched a complete game five-hitter to earn the win. He received ACC Pitcher-of-the-Week honors.

As a junior in 2006, Faris had a 9-3 record and a team-best 2.36 ERA in a team-high 103.0 innings pitched over 18 starts on Clemson's College World Series team that finished

the season ranked #5 in the nation. He added 86 strikeouts against only 20 walks, good for a 4.30 strikeout-to-walk ratio.

In four seasons in the minor leagues, Faris had a 23-24 record and a 4.24 ERA in 411.2 innings pitched over 99 ap-



pearances (69 starts). He reached as high as AAA in 2007 with the Portland (OR) Beavers of the Padres organization.

The 28-year-old Faris, a two-time member of the ACC Academic Honor Roll during his time as a player, is a senior who is majoring in sport management. He was born June 30, 1984 in Richmond, VA.

THE FARIS FILE

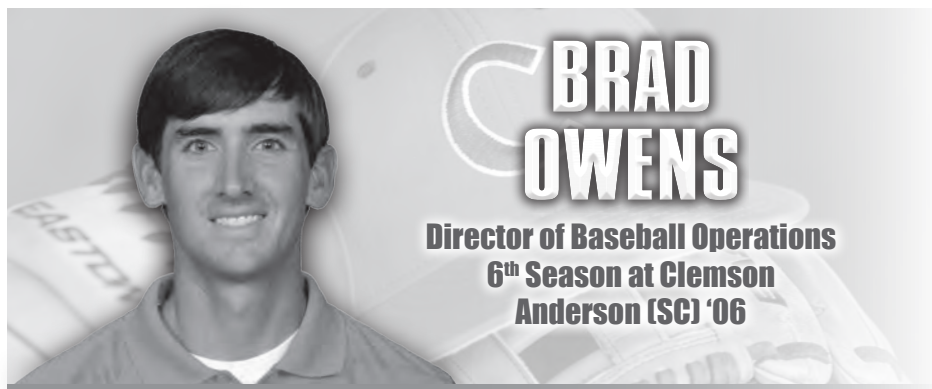
Full Name: Stephen Wayne Faris

Born: June 30, 1984 in Richmond, VA

Playing Experience: Three-year letterman at Clemson (2004-06) ... played four seasons (2006-09) in the minor leagues with the Padres farm system.

Family: Single.





BRAD OWENS
Director of Baseball Operations
6th Season at Clemson
Anderson (SC) '06

Brad Owens is in his sixth season with the Tiger program, serving as director of baseball operations. He is in charge of all team travel and camps for the program along with handling many other administrative duties.

The 29-year-old native of Barnwell, SC attended nearby Anderson (SC) University, where he was a four-time letterman. The righthanded middle reliever lettered from 2003-06 and served as team captain during his senior season. In his four-year career, he made 52 appearances (one start) on the mound and pitched 73.0 innings.

In both 2005 and 2006, he won the Trojan Challenge, the squad's offseason conditioning competition. Owens was also a member of the Carolinas-Virginia Athletic Conference All-Academic team as a senior and was a Dean's List student for three years.

During his playing days, Owens worked in a variety of roles at Anderson. He was a sports information department

intern and later an assistant. Owens was also a residence advisor in the Anderson Residence Life Department.

In the summer of 2006, Owens was an operations assistant for the Greenville (SC) Drive (A affiliate of the Boston Red Sox). He also served as a player development intern for the Red Sox during the 2007 season, including duties performed in spring training in Fort Myers, FL.

During the 2006-07 academic year, Owens served as an administrative graduate assistant for the Student-Athlete Enrichment Programs in Vickery Hall on the Clemson campus. Owens provided academic advising for student-athletic staff members, including monitoring of grades along with assistance with registration, general guidance, and daily communication with coaching staffs of various sports.

Owens, who accumulated a 3.30 GPA in his career as an undergraduate, received a bachelor of science degree in business management from Anderson in May of 2006. He



later earned his master's degree from Clemson in human resource development in May of 2008. Owens was born September 2, 1983 in Augusta, GA.

CLEMSON TIGER SPORTS NETWORK

OVERVIEW

Tiger Baseball will be broadcast over the airwaves in 2013 thanks to the Clemson Tiger Sports Network, a property of Learfield Sports. The official Clemson sports network has broadcast a regular-season baseball package since 1991.

The Clemson Tiger Sports Network will broadcast 36 regular-season games in 2013. It will broadcast the 30 ACC games, three games against South Carolina, both games

against Georgia, and the home game against Western Carolina. The network will also carry all postseason games.

The broadcasts will begin 30 minutes prior to the start of each game, as it will have comments and strategies from Head Coach Jack Leggett.

Additionally, WCCP (104.9 FM) in Clemson will broadcast the other 20 regular-season games. For a complete list of games on the radio, see page 1.

CTSN BASEBALL AFFILIATES

Location	Station	Frequency	Schedule
Barnwell, SC	WDOG	1460 AM	Partial
Camden, SC	WCAM	1590 AM	Partial
	WPUB	102.7 FM	Partial
Charleston, SC	WQSC	1340 AM	Network
Charlotte, NC	WZGV	730 AM	Partial
Clemson, SC	WCCP	104.9 FM	All
Clinton, SC	WLBG	860 AM	Partial
Columbia, SC	WZMJ	93.1 FM	Partial
Greenwood, SC	WCBS	1450 AM	Partial
Hampton, SC	WBHC	92.1 FM	Partial
Lincolnton, NC	WLON	1050 AM	Partial
Loris, SC	WLSC	1240 AM	Partial
Newberry, SC	WKDK	1240 AM	Network
Union, SC	WBCU	1460 AM	Partial

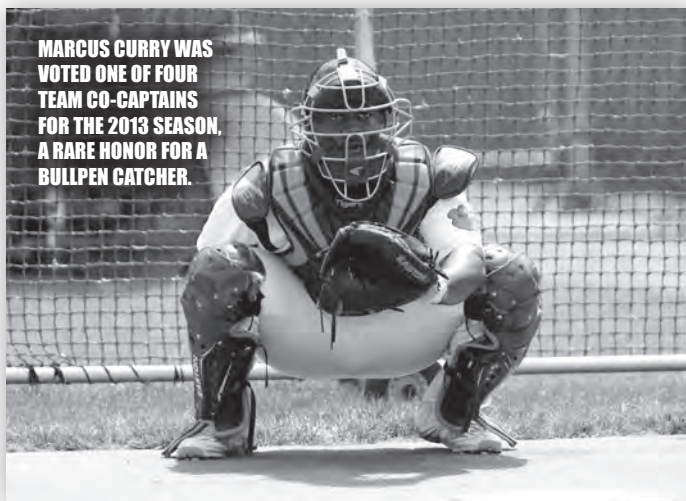
Note: Flagship station in **bold**; all correspondence concerning network clearances, advertising, and formatting should be directed to **Gerry Dickey** via phone at (864) 654-5544 or via email at gddickey@clemsontigersp.com.



BULLPEN CATCHERS

**MARCUS CURRY**

4th Season
Sr. • Nichols, SC

**MAC JORDAN**

1st Season
Fr. • Georgetown, SC

STUDENT EQUIPMENT MANAGERS

**CHRIS COODE**

4th Season
Sr. • Nashville, TN

**JAMIE KRYDER**

2nd Season
Sr. • Rochester, NY

**CHAS WILLIAMS**

2nd Season
So. • Taylors, SC

**BROCK BYERS**

2nd Season
So. • Shelby, NC

**LUKAS DANIEL**

1st Season
Fr. • Hemingway, SC

**ETHAN FORBES**

1st Season
Fr. • Manning, SC

TIGER BAT GIRLS

**RACHEL ABERNATHY**

1st Season
Fr. • Powder Springs, GA
Psychology

**LINDSAY BUCKLES**

3rd Season
Sr. • Fort Mill, SC
Management

**HANNAH BURLESON**

3rd Season
Gr. • North Augusta, SC
Human Resource Development

**SUMMER FRANKLIN**

1st Season
So. • Mount Pleasant, SC
Biological Sciences

**KATYE GILLILAND**

1st Season
So. • North Augusta, SC
Nursing

**MARIA GRAMMER**

1st Season
Fr. • Columbia, SC
Preprofessional Health Studies

**MORGAN HOLLEY**

1st Season
Fr. • McBee, SC
Communication Studies

**MALLORY JOHNSON**

1st Season
So. • North Myrtle Beach, SC
General Engineering

**ALLISON KENNAMEY**


3rd Season
Sr. • Beech Island, SC
Bioengineering

**RAEGAN McCULLOUGH**

1st Season
Fr. • Iva, SC
Food Science

**SYDNEY RUNYANS**

1st Season
Fr. • Little River, SC
Preprofessional Health Studies

**SARAH JO SKELTON**

1st Season
So. • Seneca, SC
Special Education

**ROBERTA BALLIET****Administrative Coordinator**

Roberta Balliet, a native of Muncy, PA, is in her 12th year at Clemson. She serves as administrative coordinator for 16 sports, coordinates the Tiger Bat Girls, and is the housing coordinator for the athletic department.

Balliet served as an assistant in the athletic department at Muncy High School, where she was head coach of the cheerleaders for many years. Her squads won numerous awards, locally, regionally, state-wide, and nationally. She also served as game manager for women's basketball and scorekeeper for men's basketball.

Balliet owned and operated a Bed & Breakfast for several years. She served as President of the Muncy Area Chamber of Commerce and was a member of the Board of Directors of the Lycoming County Chamber of Commerce and the Muncy Business Association.

Balliet graduated from Muncy High School, where she was a cheerleader and member of the swim team. After graduation, she studied in Sweden, where she graduated from Kunghogskolan with a degree in humanistics.

She is a widow and mother of two sons, Andy (Clemson '98 (deceased)) and Keith, and a daughter-in-law, Corina. Balliet is a grandmother of two, Luke (11) and Ava (8).

**BRIAN HENNESSY****Associate SID**

Brian Hennessy is in his 12th year as an associate sports information director at Clemson. The Clemson, SC native previously worked as a student and graduate assistant in the SID office for six years (1995-00).

Hennessy is responsible for all sports information operations for baseball and is the secondary contact for football. He has written and edited the baseball guide (1998-00, 03-13) and football guide (2002-12). He has received numerous honors from CoSIDA, including a #4 national ranking for his 2000 baseball guide, a #2 national ranking for his 2005 baseball guide, and a #7 national ranking for his 2009 baseball guide. The 2005 baseball media guide cover was rated #1 in the nation as well.

Hennessy, who also has been responsible for layout and editing of the football gameday programs since 2002, teamed with Tim Bourret to rank #2 in the nation for the 2008 football program series.

He graduated from Clemson with a bachelor's degree in civil engineering ('98) and later received a master's degree in transportation engineering ('00). He also graduated from D.W. Daniel High School ('94), where he played baseball and basketball. He was born January 6, 1976 in Woodbury, NJ.

**TRAVIS JOHNSTON****Assistant Athletic Trainer**

Travis Johnston is in his fifth year as an assistant athletic trainer working with the Clemson baseball program. He also oversees the athletic training needs of the Tiger diving team.

Johnston returned to Tigertown in July of 2008 after a three-year stint at Auburn as an assistant athletic trainer. At Auburn, he was responsible for the athletic training efforts for the baseball program during the 2005-07 seasons and for football in the 2007 season. He was also responsible for overseeing the graduate assistants and interns within Auburn's sports medicine program.

Johnston earned a bachelor's degree from Clemson in parks, recreation, & tourism management in 2001. While with the Clemson program, he worked as a student assistant in the athletic training room from 1999-02. Johnston worked as a graduate assistant at Auburn from 2003-05 and earned a master's degree in administration of higher education.

Johnston earned his certification as an athletic trainer in 2003. He is also a member of the National Athletic Trainers' Association (NATA) as well as the South Carolina Athletic Trainers' Association.

**DENNIS LOVE****Strength & Conditioning Coach**

Dennis Love is in his fourth year as director of Olympic sports strength & conditioning. In his position, he oversees all Olympic strength assistant coaches, graduate assistants, student assistants, and volunteers. He works directly with the baseball, volleyball, and men's & women's soccer squads, while also assisting with the football team.

In his first year working with the team, he assisted the Tigers as they played in the 2010 College World Series.

Prior to earning a full-time position at Clemson, Love served as a graduate assistant for three years under Director Joey Batson. He is certified by the National Association of Speed & Explosion and the College Strength & Conditioning Coaches Association.

Before arriving in Clemson, Love spent two years as a strength & conditioning coach at Catawba and interned at the Athletes Performance Institute in Tempe, AZ.

Love graduated with a degree in recreation in 2000 and earned his master's degree in student affairs with an emphasis in counseling from Clemson in 2008.

A native of Cheraw, SC, he played football and baseball at Catawba in Salisbury, NC.

**LINDSEY RICKETTS****Assistant Director of Athletic Academic Services**

Lindsey Ricketts, a native of Pendleton, SC, is in her second season serving as the athletic academic advisor for the baseball team. Ricketts also serves as the advisor for the men's track & field squad.

Ricketts is no stranger to the Clemson baseball program, as she served as a Tiger Bat Girl during the 2001-06 seasons while a student at Clemson.

Prior to advising, she worked at the Student-Athlete Enrichment Programs as an administrative assistant, where she coordinated the class attendance program and handled textbooks/supplies for scholarship student-athletes.

Prior to her full-time status, Ricketts worked as a student worker and a graduate assistant in Vickery Hall.

In 2004, Ricketts earned a bachelor of science degree in marketing, with an emphasis in sports, from Clemson. In 2006, she went on to receive a master's degree in human resource development, with a specialty in educational counseling, from Clemson.

Ricketts' father, Robert, has been a long-standing administrator and associate athletic director in the Clemson athletic department as well.

**MIKE WILSON****Assistant Equipment Manager**

Mike Wilson is in his eighth year as assistant equipment manager and his third year working with Clemson baseball. Better known as "House," Wilson served as a graduate assistant equipment manager for football at Clemson (2002-04) and student equipment manager for football at Clemson (1999-02).

Wilson is a 2002 and 2004 graduate of Clemson, as he earned his undergraduate degree in sociology and his masters in human resource development.

He is a certified equipment manager and a member of the Athletic Equipment Managers Association. He is married to the former Meredith Fant of Union, SC.

CLEMSON
BASEBALL



1
MALEEKE GIBSON
OF • Fr.
Sumter, SC



2
BRADLEY LeCROY
Assistant Head Coach
6th Season



3
TYLER KRIEGER
INF • Fr.
Johns Creek, GA



4
THOMAS BRITTLE
OF • *Sr.
Cross, SC



5
JOE COSTIGAN
OF • Jr.
Naples, FL



6
ANDREW COX
OF/1B • Fr.
Belton, SC



7
JACK LEGGETT
Head Coach
20th Season



8
KYLE WHITMAN
INF/RHP • Fr.
Fort Mill, SC



9
STEVEN DUGGER
OF • Fr.
Moore, SC



10
MIKE DUNSTER
INF • Jr.
Greenwich, CT



11
SHANE KENNEDY
INF • Jr.
Orlando, FL



12
JON MCGIBBON
1B • Jr.
Lindenhurst, NY



13
JAY BAUM
INF/OF • So.
Alpharetta, GA



15
MIKE KENT
RHP • *Jr.
Springfield, VA



16
JOHN MULKEY
OF • Fr.
Greenwood, SC



17
STEVE WILKERSON
INF • Jr.
Roswell, GA



18
TYLER SLATON
OF • So.
Cumming, GA



19
BRODY KOERNER
RHP • Fr.
Concord, NC



20
SCOTT FIRTH
RHP • Sr.
Buffalo Grove, IL



21
KEVIN POHLE
RHP • Jr.
Saint Louis, MO



22
WALES TONEY
RHP • Fr.
Anderson, SC



23
DANIEL GOSSETT
RHP • So.
Lyman, SC



24
DAN PEPICELLI
Associate Head Coach
4th Season



25
MATT REED
C • Fr.
Purcellville, VA



27
KYLE BAILEY
LHP • So.
Southlake, TX



28
JONATHAN MEYER
RHP • Sr.
San Diego, CA



29
JACKSON CAMPANA
INF/RHP • Fr.
Charlotte, NC



30
GARRETT BOULWARE
C • So.
Anderson, SC



31
MICHAEL JOHNSON
Volunteer Assistant Coach
5th Season



32
CLATE SCHMIDT
RHP • Fr.
Acworth, GA



33
ZACK ERWIN
LHP • Fr.
Duluth, GA



35
MIKE TRILLER
OF • *Fr.
Rutland, VT



36
MATT CAMPBELL
RHP • Jr.
Alpharetta, GA



37
KEVIN BRADLEY
INF/C • Fr.
Pennington, NJ



39
JAKE LONG
RHP • Jr.
Anderson, SC



40
KYLE SCHNELL
RHP • So.
Alpharetta, GA



41
BRAD CHALK
Student Assistant Coach
1st Season



42
CLAY BATES
RHP • *So.
Rock Hill, SC



43
PATRICK ANDREWS
RHP • So.
Hilton Head Island, SC



44
MATTHEW CROWNOWER
LHP • Fr.
Ringgold, GA



45
DANIEL CHEWNING
RHP • *So.
Seneca, SC



48
GARRETT LOVORN
RHP • Fr.
Pendleton, SC



49
STEPHEN FARIS
Student Assistant Coach
1st Season



50
D.J. READER
RHP/INF • Fr.
Greensboro, NC



51
JOSEPH MOOREFIELD
LHP • *Sr.
Woodruff, SC



MARCUS CURRY
Bulpen Catcher • Sr.
Nichols, SC



MAC JORDAN
Bulpen Catcher • Fr.
Georgetown, SC



BRAD OWENS
Director of Baseball Operations
6th Season

MEET THE TIGERS



SCOTT FIRTH

THE SENIOR RIGHTY HAD A 4-0 RECORD AND 2.09 ERA IN 2012. HE RETURNS IN 2013 WITH AN 11-2 CAREER RECORD AS ONE OF THE LEADERS OF THE TIGER PITCHING STAFF.

43



PATRICK ANDREWS

RHP • R-R • 6-3 • 215 • So. • 1VL
Hilton Head Island, SC
Hilton Head Prep School
Mechanical Engineering

ANDREWS' CAREER HIGHS

Total IP	6.2	Florida State	(2)5-14-12
Scoreless IP	2.0	Miami (FL)	3-31-12
Hits	6	Florida State	(2)5-14-12
Runs	4	many (2)	-----
Earned Runs	4	Coastal Carolina	4-24-12
Walks	5	Florida State	(2)5-14-12
Strikeouts	3	many (2)	-----

#1 Florida State on May 14 ... retired all four batters he faced with one strikeout to earn the win against #1 Florida State in the ACC Tournament on May 25 ... played for Florence in the Coastal Plain League in the summer, where he was 3-4 with a 5.30 ERA in 37.1 innings pitched over seven starts; he did not allow a homer and had 37 strikeouts against 18 walks.

Before Clemson

Rated as the #153 player in the nation and #6 player in South Carolina by **Perfect Game** ... #13 player and #3 pitcher in South Carolina by **Diamond Prospects** ... SCISA Player-of-the-Year as a senior ... SCISA all-state selection as a junior and senior ... all-region selection as a sophomore, junior, and senior ... team MVP as a junior and senior ... set the career school record for wins and strikeouts ... all-region selection in football as a junior and senior ... lettered five times in baseball, three times in football, and three times in basketball at Hilton Head Prep School, where he was coached by Nathan Stevens.

Personal

Majoring in mechanical engineering ... born Patrick Connor Andrews on Mar. 26, 1993 in Poughkeepsie, NY.

Sophomore righthander who was a long reliever most of the 2012 season ... has one of the team's hardest fastballs ... #16 college prospect in South Carolina for the 2014 draft in the preseason by **Perfect Game**.

2012 (Freshman)

ACC Academic Honor Roll member ... had a 2-3 record, two saves, and a 5.52 ERA in 20 relief appearances ... in 29.1 innings pitched, he allowed 29 hits (.264 opponents' batting average), including only one homer, and 15 walks with 25 strikeouts ... had a 3.31 ERA, two saves, and a .222 opponents' batting average in 16.1 innings pitched over eight relief appearances in ACC regular-season games ... had a 1-0 record, one save, a 3.12 ERA, and six strikeouts against no walks in 8.2 innings pitched over six relief appearances away from home ... had a 1-0 record, one save, a 3.57 ERA,

and 1.190 opponents' batting average in 17.2 innings pitched over eight relief appearances against top-25 ranked teams ... only allowed five of his 21 inherited baserunners to score ... pitched a hitless and scoreless eighth inning with three strikeouts in his first career appearance against Maine on Feb. 25 ... pitched 1.1 hitless and scoreless innings in relief against #6 North Carolina on Mar. 10 ... pitched 1.1 perfect innings in relief with two strikeouts at #18 Georgia on Mar. 27 ... pitched 2.0 scoreless innings in relief of one-hit ball with one strikeout to record his first career save against #7 Miami (FL) on Mar. 31 ... pitched 1.2 perfect innings in relief with two strikeouts against #17 N.C. State on Apr. 14 ... pitched 0.2 scoreless innings in relief to earn his first career win against Charleston Southern on Apr. 17 ... pitched 6.2 innings in relief, allowing six hits and three runs with two strikeouts in the second game of a doubleheader against



ANDREWS' CAREER STATS

Overall																						
Year	ERA	W-L	APP	GS	CG	SHO/CBO	SV	IP	H	R	ER	BB	SO	AB	O/BA	WP	HBP	BK	PO	A	E	Fld%
2012	5.52	2-3	20	0	0	0/0	2	29.1	29	22	18	15	25	110	.264	7	3	0	1	3	0	1.000
ACC Regular Season																						
Year	ERA	W-L	APP	GS	CG	SHO/CBO	SV	IP	H	R	ER	BB	SO	AB	O/BA	WP	HBP	BK	PO	A	E	Fld%
2012	3.31	0-0	8	0	0	0/0	2	16.1	12	6	6	8	6	54	.222	2	1	0	1	2	0	1.000



27



KYLE BAILEY

LHP • R-L • 6-5 • 230 • So. • 1VL
Southlake, TX
Carroll Senior HS
Marketing

Sophomore lefthander who was one of only two lefties on the 2012 team ... will compete for innings out of the bullpen in 2013.

2012 (Freshman)

ACC Academic Honor Roll member ... had an 0-0 record and a 0.00 ERA in two relief appearances ... in 1.0 innings pitched, he allowed two hits (.333 opponents' batting average) and

one walk with one strikeout ... did not allow either of his two inherited baserunners to score ... pitched a scoreless ninth inning with one strikeout against Western Carolina on Apr. 4; it was his first career appearance ... made his other appearance against #17 N.C. State on Apr. 15 ... played for Florence in the Coastal Plain League in the summer, where he was 0-0 with an 8.59 ERA and 16 strikeouts in 14.2 innings pitched over nine relief appearances.

BAILEY'S CAREER HIGHS

Total IP	1.0	Western Carolina	4-4-12
Scoreless IP	1.0	Western Carolina	4-4-12
Hits	2	Western Carolina	4-4-12
Runs	0		
Earned Runs	0		
Walks	1	N.C. State	4-15-12
Strikeouts	1	Western Carolina	4-4-12

Before Clemson

Selected to the North Texas High School Baseball Coaches Association All-Star game during his senior season ... third-team AAAAA all-state selection as a senior ... first-team all-district selection during his senior season ... had a 6-1 record, 2.91 ERA, and 61 strikeouts in 50.1 innings pitched along with hitting .460 with four homers and 36 RBIs as a senior ... had a 6-3 record, 2.61 ERA, and 46 strikeouts in 40.2 innings pitched as a junior ... lettered three times in baseball at Carroll Senior High, where he was coached by Larry Hughes.

Personal

Majoring in marketing ... born Kyle Bradley Bailey on June 27, 1992 in Plano, TX.



BAILEY'S CAREER STATS

Overall																						
Year	ERA	W-L	APP	GS	CG	SHO/CBO	SV	IP	H	R	ER	BB	SO	AB	O/BA	WP	HBP	BK	PO	A	E	Fld%
2012	0.00	0-0	2	0	0	0/0	0	1.0	2	0	0	1	1	6	.333	0	0	0	0	0	1	.000
ACC Regular Season																						
Year	ERA	W-L	APP	GS	CG	SHO/CBO	SV	IP	H	R	ER	BB	SO	AB	O/BA	WP	HBP	BK	PO	A	E	Fld%
2012	-----	0-0	1	0	0	0/0	0	0.0	0	0	0	1	0	0	-----	0	0	0	0	0	0	-----



42



CLAY BATES

RHP • R-R • 5-11 • 180 • *So. • 1VL
Rock Hill, SC
Northwestern HS
Health Science

Sidearm pitcher who has been used in long relief and as a situational pitcher ... two-time ACC Academic Honor Roll member ... three-time winner of the Omaha Challenge competition among pitchers ... won the Omaha Challenge competition among pitchers in the fall of 2012.

2012 (Red-Shirt Freshman)

ACC Academic Honor Roll member ... had an 0-0 record and a 7.27 ERA in nine relief appearances ... in 8.2 innings pitched, he allowed 13 hits (.351 opponents' batting average), including no homers, and two walks with three strikeouts ... had 19 groundball outs compared to only three flyball outs ... had a 1.93 ERA and .133 opponents' batting average along with three strikeouts against no walks in 4.2 innings pitched

over three relief appearances in night games ... in 3.1 innings pitched over three relief appearances against NCAA Tournament teams, he allowed one hit and no runs ... pitched a scoreless ninth inning in the first game of a doubleheader against UAB on Feb. 18; it was his first career appearance ... pitched 1.2 hitless and scoreless innings in relief with two strikeouts against no walks against Georgia on Apr. 11 ... retired all six batters he faced to close out the game against College of Charleston on May 6 ... won the Omaha Challenge competition among pitchers in the fall of 2011 ... played for Oneonta in the Perfect Game Collegiate Baseball League in the summer, where he was 2-0 with three saves, a 3.43 ERA, and .227 opponents' batting average in 21.0 innings pitched over 14 relief appearances.

BATES' CAREER HIGHS

Total IP	2.0	College of Charleston	5-6-12
Scoreless IP	2.0	College of Charleston	5-6-12
Hits	4	Western Carolina	4-4-12
Runs	3	Western Carolina	4-4-12
Earned Runs	3	Western Carolina	4-4-12
Walks	1	many (2)	-----
Strikeouts	2	Georgia	4-11-12

2011 (Freshman)


Red-shirted ... ACC Academic Honor Roll member ... won the Omaha Challenge competition among pitchers in the fall of 2010 ... played for Pineville in the Southern Collegiate Baseball League in the summer, where was 2-4 with a 3.45 ERA in 28.2 innings pitched over nine appearances (seven starts); he allowed 26 hits (.248 opponents' batting average) and no homers.

Before Clemson

All-region and all-area selection as a senior at Northwestern High School ... won the team's Best Pitcher Award as a senior ... won the team's Hustle Award as a sophomore ... member of the region champions as a sophomore, junior, and senior ... member of the district champions as a senior ... lettered three times in baseball at Northwestern High, where he was coached by Mitch Walters.

Personal

Majoring in health science ... born John Clayton Bates on Feb. 4, 1992 in Charlotte, NC.



BATES' CAREER STATS

Overall																						
Year	ERA	W-L	APP	GS	CG	SHO/CBO	SV	IP	H	R	ER	BB	SO	AB	O/BA	WP	HBP	BK	PO	A	E	Fld%
2012	7.27	0-0	9	0	0	0/0	0	8.2	13	7	7	2	3	37	.351	1	5	1	1	1	0	1.000
ACC Regular Season																						
Year	ERA	W-L	APP	GS	CG	SHO/CBO	SV	IP	H	R	ER	BB	SO	AB	O/BA	WP	HBP	BK	PO	A	E	Fld%
2012	0.00	0-0	1	0	0	0/0	0	0.1	0	0	0	1	0	1	.000	0	1	0	0	0	0	-----



13



JAY BAUM

INF/OF • R-R • 5-11 • 190 • So. • 1VL

Alpharetta, GA
Centennial HS
Marketing

Sophomore infielder and outfielder ... entered Clemson as an infielder, but was used primarily in left field in his first season as a Tiger in 2012 ... has good strikezone awareness ... #10 college prospect in South Carolina for the 2014 draft in the preseason by **Perfect Game**.

2012 (Freshman)

ACC Academic Honor Roll member ... hit .220 with 24 runs, four doubles, one triple, 11 RBIs, a .354 on-base percentage, 28 walks against only 19 strikeouts, five hit-by-pitches, four sacrifice bunts, and seven steals in 54 games (45 starts, including 33 in left field, seven in right field, four at second base, and one as the DH) ... had two outfield assists ... had

a .419 on-base percentage when leading off an inning ... was 10-for-27 (.370) with a .500 on-base percentage after the seventh inning ... had a .967 fielding percentage as a second-baseman ... was 8-for-24 (.333) with a .448 on-base percentage in March ... came off the bench and went 1-for-1 with a run and walk against Elon on Mar. 20 ... hit a pinch-hit single at Virginia on Mar. 25 ... went 1-for-2 with a triple and two hit-by-pitches against Presbyterian College on Mar. 28 ... went 2-for-3 with an RBI, a run, and two walks against Western Carolina on Apr. 4 ... with Clemson trailing 2-0, he hit a three-run double in the eighth inning at Duke on Apr. 8 ... went 2-for-4 with an RBI, a walk, and an outfield assist against Furman at Greenville, SC (Fluor Field) on Apr. 10

BAUM'S CAREER HIGHS

Runs	2	many (3)	-----
Hits	2	many (7)	-----
Doubles	1	many (4)	-----
Home Runs	0	-----	-----
RBIs	3	Duke	4-8-12
Walks	2	many (6)	-----
Steals	1	many (7)	-----

... went 2-for-4 with two RBIs, two runs, and two walks at Georgia Tech on Apr. 29 ... went 1-for-3 with a double, two walks, and a steal in the first game of a doubleheader against #1 Florida State on May 14 ... went 2-for-3 with an RBI and a walk against Coastal Carolina in the Columbia Regional on June 1; he was 3-for-10 with five walks and a team-high .533 on-base percentage in the Columbia Regional.

Before Clemson

Rated as the #218 player in the nation and #15 player in Georgia by **Perfect Game** ... region player-of-the-year as a senior ... all-region selection as a sophomore, junior, and senior ... played hockey on a traveling team ... lettered four times in baseball at Centennial High, where he was coached by Jake Hill.

Personal

His father, Eric, played golf at Colgate and his mother, Susan, played hockey at Saint Lawrence ... majoring in marketing ... born Jay Paul Baum on Oct. 25, 1992 in Alpharetta, GA.



BAUM'S CAREER STATS

Year	Avg	GP-GS	AB	R	H	2B	3B	HR	RBI	TB	Overall		BB	HP	SO	GDP	OB%	SF	SH	SB	PO	A	E	Fld%
											Slg%	OB%												
2012	.220	54-45	159	24	35	4	1	0	11	41	.258	.354	28	5	19	4	.354	0	4	7-10	88	19	3	.973
Year	Avg	GP-GS	AB	R	H	2B	3B	HR	RBI	TB	ACC Regular Season		BB	HP	SO	GDP	OB%	SF	SH	SB	PO	A	E	Fld%
											Slg%	OB%												
2012	.177	24-21	79	13	14	3	0	0	5	17	.215	.293	13	0	13	2	.293	0	1	3-4	47	1	0	1.000



30



GARRETT BOULWARE

C • R-R • 6-1 • 210 • So. • 1VL

Anderson, SC
T.L. Hanna HS
Management

Sophomore catcher who showed his versatility as a freshman by playing most of his action in the outfield while serving as the third-string catcher ... will compete for the starting catcher spot in 2013 ... #8 college prospect in South Carolina for the 2014 draft in the preseason by **Perfect Game**.

2012 (Freshman)

Hit .214 with seven runs, two doubles, two RBIs, a .323 on-base percentage, five walks, four hit-by-pitches, and two steals in 28 games (17 starts, including 16 in left field and one at catcher) ... had a team-tying-high .500 on-base

percentage when leading off an inning ... was 6-for-18 (.333) with two doubles and a .429 on-base percentage in his last 11 games (seven starts) ... was 5-for-16 (.313) with two doubles, five runs, and a .421 on-base percentage in April ... hit a run-scoring single in the second game of a doubleheader against UAB on Feb. 18; it was his first career game and start ... went 2-for-3 with a double and run against Winthrop on Apr. 3 ... went 1-for-2 with two runs and a hit-by-pitch against Western Carolina on Apr. 4 ... went 2-for-3 with a double and run at Duke on Apr. 7 ... went 1-for-2 with a run against Furman on May 15 ... played for New Market

BOULWARE'S CAREER HIGHS

Runs	2	Western Carolina	4-4-12
Hits	2	many (2)	-----
Doubles	1	many (2)	-----
Home Runs	0	-----	-----
RBIs	1	many (2)	-----
Walks	1	many (5)	-----
Steals	1	many (2)	-----

in the Valley Baseball League in the summer, where he hit .222 with five doubles, 10 RBIs, and three steals in 24 games.

Before Clemson

Drafted in the 42nd round (#1283 overall) by the San Diego Padres in 2011 ... #141 player in the nation and #5 player in South Carolina by **Perfect Game** ... #12 player and #2 catcher in South Carolina by **Diamond Prospects** ... #23 prospect in South Carolina for the 2011 draft by **Baseball America** ... **Anderson Independent-Mail** Player-of-the-Year as a senior ... hit .533 with nine homers and 27 RBIs, and 21 walks in limited at-bats as a senior ... lettered four times in baseball and four times in football at T.L. Hanna High, where he was coached by Adam Comstock.

Personal

Majoring in management ... born Garrett Andrew Boulware on Sept. 9, 1992 in Atlanta, GA.



BOULWARE'S CAREER STATS

Year	Avg	GP-GS	AB	R	H	2B	3B	HR	RBI	TB	Overall		BB	HP	SO	GDP	OB%	SF	SH	SB	PO	A	E	Fld%
											Slg%	Slg%												
2012	.214	28-17	56	7	12	2	0	0	2	14	.250	.250	5	4	14	0	.323	0	1	2-2	32	2	1	.971
Year	Avg	GP-GS	AB	R	H	2B	3B	HR	RBI	TB	ACC Regular Season		BB	HP	SO	GDP	OB%	SF	SH	SB	PO	A	E	Fld%
											Slg%	Slg%												
2012	.250	9-5	16	1	4	1	0	0	1	5	.313	.313	1	0	4	0	.294	0	1	0-0	9	0	0	1.000



4



BRITTLE'S CAREER HIGHS

Runs	4	Furman	4-10-12
Hits	4	many (2)	-----
Doubles	1	many (9)	-----
Home Runs	1	many (2)	-----
RBIs	5	Duke	4-7-12
Walks	3	Maine	2-25-12
Steals	3	Coastal Carolina	6-3-12

31 runs, two homers, 12 RBIs, and 16 steals in 76 games (15 starts) at College of Charleston ... was 18-for-68 (.265) with two homers, two doubles, 10 RBIs, 23 runs, and 14 steals in 47 games (15 starts) in 2010 ... was 3-for-9 (.333) with a double, two RBIs, eight runs, three walks, and two stolen bases in 29 games in 2009 ... lettered five times in baseball at Berkeley High School, where he was coached by Shane Todd ... played in the North-South All-Star game after his senior season.

Personal

His brother, Owen, was his teammate at College of Charleston in 2009 and 2010 ... majoring in community recreation, sport, & camp management ... born Thomas David Brittle on Nov. 29, 1989 in Charleston, SC.

Speedy outfielder who played in his first active season at Clemson in 2012 ... slated to be the everyday starter in centerfield and bat at or near the top of the lineup in 2013 ... one of the fastest players on the team ... excellent bunter ... has made many diving catches to save hits and runs ... was the team's #2 batter in the lineup during the second half of the 2012 season ... a career .292 hitter with a .386 on-base percentage in 134 games (71 starts) over three active seasons (two at College of Charleston and one at Clemson) at the collegiate level ... has 12 doubles, eight triples, four homers, 48 RBIs, 74 runs, 32 walks, 16 hit-by-pitches, and 31 steals ... team co-captain for 2013.

2012 (Red-Shirt Junior)

Second-Team All-ACC selection ... All-ACC Academic team member ... ACC Academic Honor Roll member ... hit .298 with 43 runs, nine doubles, an ACC-tying-high and team-high eight triples, two homers, 36 RBIs, a .384 on-base percentage, 22 walks, 11 hit-by-pitches, and a team-high 15 steals in 58 games (56 starts in centerfield) ... his eight triples tied for fifth-most in school history and were the most by a Tiger since 1995 ... his 11 hit-by-pitches tied for 10th-most in school history ... tied for 10th in the nation in triples and 16th in triples per game (0.14) ... tied for ninth in the ACC in steals ... hit an ACC-high five triples in ACC regular-season games ... had a team-high nine bunt singles ... had a team-high nine outfield assists ... had 15 multi-hit games, including six games with at least three hits ... hit .349 with runners on base ... hit .374 with four doubles, five triples, two homers, and a team-high 23 RBIs in 19 April games ... had five consecutive multi-hit games in April ... had a 22-game hitting streak from April to May; it tied for the eighth-longest hitting streak in school history ... reached base safely in 26 consecutive games from April to May ... went 2-for-3 with a double, two runs, and a walk in the first game of a doubleheader against UAB on Feb. 18 ... went 1-for-2 with a run, two walks, and three outfield assists in the second game of a doubleheader against UAB on Feb. 18 ... went 3-for-5 with a run against Maine on Feb. 24 ... went 1-for-2 with a triple, two runs, one RBI, three walks, and one steal against Maine on Feb. 25 ... suffered a lacerated finger against Boston College on Mar. 18 and missed seven starts ... went 2-for-3 with the go-ahead sacrifice fly in the sixth inning and a steal against #7 Miami (FL) on Mar. 30; it was his first start after suffering his finger injury ... went 2-for-4 with a three-run triple and two runs against Western Carolina on Apr. 4 ... went 4-for-6 with a

double, triple, five RBIs, and three runs at Duke on Apr. 7; he was 7-for-16 (.438) with five RBIs and three runs in the series ... went 3-for-4 with a team-tying-season-high four runs, a hit-by-pitch, and steal against Furman at Greenville, SC (Fluor Field) on Apr. 10 ... went 3-for-5 a homer, double, three RBIs, and two runs against Georgia on Apr. 11 ... went 4-for-7 with two RBIs, three runs, and a walkoff single in the 12th inning against #17 N.C. State on Apr. 13; he also tied the score in the eighth inning with an RBI fielder's choice; he had seven hits, three RBIs, three runs, and two steals in the series ... hit a walkoff single in the ninth inning against Charleston Southern on Apr. 17 ... went 2-for-4 with two runs, a walk, and steal in the first game of a doubleheader at Maryland on Apr. 21 ... went 2-for-5 with a triple and two RBIs in the second game of a doubleheader at Maryland on Apr. 21 ... went 2-for-6 with a triple and two RBIs at Georgia Tech on Apr. 28 ... lined a two-out, run-scoring single in the 11th inning to tie the score and extend his hitting streak to 19 games against College of Charleston on May 5; it came against his former team ... went 3-for-5 with a triple, two RBIs, and two runs against College of Charleston on May 6 ... threw out the potential game-winning run at the plate in the ninth inning with the score tied at #2 South Carolina in the Columbia Regional on June 2 ... went 1-for-3 with a run, two walks, and a team-season-high three steals against Coastal Carolina in the Columbia Regional on June 3; the three steals tied a school record in an NCAA Tournament game; he had four steals in the Columbia Regional.

2011 (Junior)

Sat out due to NCAA transfer rules.

Before Clemson

Played the 2009 and 2010 seasons at College of Charleston under Head Coach Monte Lee ... was 21-for-77 (.273) with



BRITTLE'S CAREER STATS

		Overall																		
Year	Avg	GP-GS	AB	R	H	2B	3B	HR	RBI	TB	Slg%	BB	HP	SO	GDP	OB%	SF	SH	SB	PO
2009*	.333	29-0	9	8	3	1	0	0	2	4	.444	3	0	4	0	.500	0	0	2-3	7
2010*	.265	47-15	68	23	18	2	0	2	10	26	.382	7	5	17	0	.375	0	0	14-16	46
2012	.298	58-56	228	43	68	9	8	2	36	99	.434	22	11	32	0	.384	2	2	15-18	159
Totals	.292	134-71	305	74	89	12	8	4	48	129	.423	32	16	53	0	.386	2	2	31-37	212

* - College of Charleston

ACC Regular Season

Year	Avg	GP-GS	AB	R	H	2B	3B	HR	RBI	TB	Slg%	BB	HP	SO	GDP	OB%	SF	SH	SB	PO
2012	.305	29-27	118	16	36	5	5	1	17	54	.458	6	3	14	0	.352	1	0	6-7	82



36



MATT CAMPBELL

RHP • R-R • 5-11 • 195 • Jr. • 2VL

Alpharetta, GA

Northview HS

Community Recreation, Sport, & Camp Management

Hard-throwing righthander who was one of the team's top relievers in 2012 before being sidelined with an injury ... will be counted on as one of the team's top relievers in 2013 ... in 48.2 innings pitched over 29 relief appearances and two seasons, he has a 2-2 record, four saves, and a 2.77 ERA while allowing 31 hits (.185 opponents' batting average) and 26 walks with 54 strikeouts ... two-time ACC Academic Honor Roll member.

2012 (Sophomore)

ACC Academic Honor Roll member ... had a 1-2 record, two saves, and a 2.49 ERA in 13 relief appearances ... in 25.1 innings pitched, he allowed 19 hits (team-best .211 opponents' batting average), including only four extra-base hits, and 11 walks with 29 strikeouts ... had a 2.13 ERA, one save, and a .159 opponents' batting average along with 18 strikeouts in 12.2 innings pitched over seven relief appearances in ACC regular-season games ... in 8.1 innings pitched over six relief appearances away from home, he allowed only two singles (.077 opponents' batting average) and one run (1.08 ERA) ... had an 0.71 ERA and a .143 opponents' batting average in 12.2 innings pitched over five relief appearances against top-25 ranked teams ... held lefthanded batters to a .158 batting average ... did not allow a steal ... pitched 3.1 innings in relief, allowing one hit, no runs, and no walks with three strikeouts against #2 South Carolina at Charleston, SC on Mar. 2 ... pitched 2.0 innings in a starting role, allowing one hit and no runs with two strikeouts against #6 North Carolina on Mar. 9 ... pitched 2.0 innings in relief, allowing one hit with three strikeouts to record the save against Boston College on Mar. 16 ... pitched a perfect ninth inning with a strikeout to record the save against Elon at Greenville, SC on Mar. 21 ... pitched 1.1 perfect innings in relief at #18 Georgia on Mar. 27 ... pitched 4.0 innings in relief, allowing one hit, no runs, and no walks with seven strikeouts to earn the win against #7 Miami (FL) on Mar. 30 ... pitched 2.1 innings in relief, allowing no hits and one run with four strikeouts at Georgia Tech on Apr. 27; he left the game in the ninth inning with a "Lat" strain and missed the rest of the season.

CAMPBELL'S CAREER HIGHS

Total IP	4.0	Miami (FL)	3-30-12
Scoreless IP	4.0	Miami (FL)	3-30-12
Hits	4	many (2)	-----
Runs	3	Connecticut	6-6-11
Earned Runs	3	Connecticut	6-6-11
Walks	3	many (2)	-----
Strikeouts	7	Miami (FL)	3-30-12

2011 (Freshman)

All-ACC Academic team member ... ACC Academic Honor Roll member ... had a 1-0 record, two saves, and a 3.09 ERA in 16 relief appearances ... in 23.1 innings pitched, he allowed 12 hits (.154 opponents' batting average), no homers, and 15 walks with 25 strikeouts ... in 10.2 innings pitched over seven relief appearances in ACC regular-season games, he had one save and allowed five hits (.143 opponents' batting average) and four earned runs (3.38 ERA) with 13 strikeouts ... held righthanded batters to a .125 batting average ... held opponents to 0-for-25 with two outs ... had a .122 opponents' batting average with runners on base and .111 batting average with runners in scoring position ... in 6.0 innings pitched in the ninth inning, he allowed just two hits and no runs with nine strikeouts ... allowed only four of 16 inherited baserunners to score ... pitched 2.0 hitless and scoreless innings in relief with two strikeouts against Charleston Southern on Feb. 26; it was his first career appearance ... struck out all three batters he faced in relief against Duke on Mar. 19 ... pitched 1.2 innings in relief, allowing no hits, no runs, and no walks with a strikeout against Duke on Mar. 20 ... pitched 2.1 innings in relief, allowing no hits and no earned runs with four strikeouts against Wake Forest on Apr. 23 ... pitched a scoreless ninth inning with two strikeouts in the second game of a doubleheader against Gardner-Webb on May 7 ... pitched 1.2 hitless and scoreless innings in relief to record his first career save against Furman at Greenville, SC (Fluor Field) on May 10 ... pitched 2.0 hitless and scoreless innings in relief with three strikeouts to record the save in the second game of a doubleheader at Virginia Tech on May 14 ... pitched 2.1 innings in relief, allowing one hit, no runs, and no walks with one strikeout to earn his first career win against N.C. State in the ACC Tournament on May 28 ... played for Florence in the Coastal Plain League in the summer, where he was 1-0 with a league-best 1.19 ERA and .152 opponents' batting average in 45.1 innings pitched over eight appearances (six starts); he allowed only 23 hits and 17 walks with 41 strikeouts; named CPL Co-Pitcher-of-the-Week on July 20 ... rated as the #42 prospect in the Coastal Plain League by **Perfect Game**.

Before Clemson

Preseason honorable mention All-American according to **Under Armour** prior to his senior season at Northview High School ... first-team all-region during his junior season ... team defensive MVP as a junior ... lettered three times in baseball at Northview High, where he was coached by Joshua Bartlett.

Personal

Majoring in community recreation, sport, & camp management ... born Matthew Scott Campbell on Sept. 28, 1991 in Alpharetta, GA.

CAMPBELL'S CAREER STATS

Overall																			
Year	ERA	W-L	APP	GS	CG	SHO/CBO	SV	IP	H	R	ER	BB	SO	AB	O/BA	WP	HBP	BK	PO
2011	3.09	1-0	16	0	0	0/2	2	23.1	12	9	8	15	25	78	.154	2	3	0	0
2012	2.49	1-2	13	0	0	0/0	2	25.1	19	8	7	11	29	90	.211	2	2	0	1
Totals	2.77	2-2	29	0	0	0/2	4	48.2	31	17	15	26	54	168	.185	4	5	0	1
ACC Regular Season																			
Year	ERA	W-L	APP	GS	CG	SHO/CBO	SV	IP	H	R	ER	BB	SO	AB	O/BA	WP	HBP	BK	PO
2011	3.38	0-0	7	0	0	0/0	1	10.2	5	5	4	7	13	35	.143	1	2	0	0
2012	2.13	1-1	7	0	0	0/0	1	12.2	7	4	3	9	18	44	.159	2	1	0	0
Totals	2.70	1-1	14	0	0	0/0	2	23.1	12	9	7	16	31	79	.152	3	3	0	0



5



JOE COSTIGAN

OF • L-R • 5-11 • 200 • Jr. • 2VL
Naples, FL
Barron Collier HS
Sociology

COSTIGAN'S CAREER HIGHS

Runs	1	many (7)	-----
Hits	2	many (2)	-----
Doubles	1	many (4)	-----
Home Runs	0	-----	-----
RBIs	2	many (3)	-----
Walks	1	many (8)	-----
Steals	0	-----	-----

Before Clemson

Rated as the #33 prospect in Florida and the #221 prospect in the nation by **Perfect Game** ... all-area, all-county, and all-conference as a senior at Barron Collier High School ... team captain as a junior and senior ... preseason honorable mention All-American by **Perfect Game** and **Under Armour** as a senior ... all-county and all-conference selection as a sophomore ... from the same high school that produced Tiger first-baseman Andy D'Alessio (2004-07) and Tiger outfielder Jeff Schaus (2008-11) ... lettered four times in baseball at Barron Collier High, where he was coached by Dan Maurer.

Personal

Majoring in sociology ... born Joseph Jeffrey Costigan on June 16, 1991 in Akron, OH.


Junior outfielder who saw limited action in his first two seasons as a Tiger ... was the team's best pinch-hitter in 2012 ... a career .283 hitter with a .418 on-base percentage in 44 games (eight starts) over two seasons ... has four doubles, 11 RBIs, seven runs, eight walks, and five hit-by-pitches ... is 8-for-24 (.333) with six RBIs as a pinch-hitter in his career ... has reached base in all four of his plate appearances (double, walk, and two hit-by-pitches) in his five NCAA Tournament games.

2012 (Sophomore)

Hit .289 with five runs, four doubles, seven RBIs, a .377 on-base percentage, five walks, and two hit-by-pitches in 30 games (eight starts, including five as the DH, two in left field, and one in right field) ... hit .391 with runners on base and .462 with runners in scoring position ... was 7-for-18 (.389) with two doubles, three RBIs, and a .476 on-base percentage as a pinch-hitter ... hit a team-high .417 with four doubles and three RBIs in his 22 games off the bench ... was 2-for-3 with a double, walk, and hit-by-pitch in five postseason games ... hit a team-high .323 in day games ... was 5-for-16 (.313) with a .421 on-base percentage against top-25 ranked teams ... hit a pinch-hit single at #2 South Carolina on Mar. 3 ... went 1-for-4 with an RBI, a run, and walk against #2 South Carolina on Mar. 4; it was his first career start ... hit a pinch-hit, run-scoring double against Boston College on Mar. 16 ... hit a two-run single with a walk against Boston College on Mar. 18 ... hit a pinch-hit single and scored a run at Virginia on Mar. 23 ... came off the bench and went 2-for-2 against #17 N.C. State on Apr. 14 ... came off the bench to go 2-for-2 with a double, two RBIs, and a run against Tennessee Tech on May 8; his two-out, two-run single in the seventh inning sparked Clemson's comeback ... came off the bench to hit a double and scored a run against Furman on May 15 ... hit a key pinch-hit single in the eighth inning against #1 Florida State in the ACC Tournament on May 25 ... hit a pinch-hit double against Coastal Carolina in the Columbia Regional on June 1 ... played for Wilson in the Coastal Plain League in the summer, where he hit .224 with four doubles, one triple, a team-high 22 RBIs, and three steals in 45 games.

2011 (Freshman)

Was 2-for-8 (.250) with two runs, four RBIs, three walks, three hit-by-pitches, and a .571 on-base percentage in 14 games, all off the bench ... had three putouts without committing an error ... was 2-for-5 with runners in scoring position ...



COSTIGAN'S CAREER STATS

Overall																			
Year	Avg	GP-GS	AB	R	H	2B	3B	HR	RBI	TB	Slg%	BB	HP	SO	GDP	OB%	SF	SH	SB
2011	.250	14-0	8	2	2	0	0	0	4	2	.250	3	3	2	1	.571	0	0	0-0
2012	.289	30-8	45	5	13	4	0	0	7	17	.378	5	2	9	1	.377	1	0	0-0
Totals	.283	44-8	53	7	15	4	0	0	11	19	.358	8	5	11	2	.418	1	0	0-0
ACC Regular Season																			
Year	Avg	GP-GS	AB	R	H	2B	3B	HR	RBI	TB	Slg%	BB	HP	SO	GDP	OB%	SF	SH	SB
2011	.000	5-0	2	0	0	0	0	0	0	0	.000	1	2	1	0	.600	0	0	0-0
2012	.250	11-5	20	1	5	1	0	0	3	6	.300	1	1	5	1	.318	0	0	0-0
Totals	.227	16-5	22	1	5	1	0	0	3	6	.273	2	3	6	1	.370	0	0	0-0



10



MIKE DUNSTER

INF • L-R • 5-10 • 185 • Jr. • 2VL

Greenwich, CT
Greenwich HS
Management

Junior infielder who has been used primarily as a pinch-hitter ... will provide depth at second base in 2013 ... a career .310 hitter with a .420 on-base percentage in 31 games (seven starts) over two seasons ... has three doubles, six RBIs, eight runs, and eight walks ... has four putouts and seven assists without committing an error in his career.

2012 (Sophomore)

Hit .233 with two runs, two doubles, four RBIs, a .324 on-base percentage, and four walks in 19 games (six starts as the DH) ... had one putout and three assists without committing an error ... hit .438 with runners on base, .333 with runners in scoring position, and .375 with two outs ... came off the

DUNSTER'S CAREER HIGHS

Runs	2	Davidson	5-17-11
Hits	3	Elon	3-21-12
Doubles	1	many (3)	-----
Home Runs	0	-----	-----
RBIs	3	Elon	3-21-12
Walks	1	many (8)	-----
Steals	0	-----	-----

bench and hit a run-scoring double against Holy Cross on Mar. 7 ... went 3-for-4 with a double and three RBIs in his first start of the season against Elon at Greenville, SC on Mar. 21 ... went 2-for-3 against Charleston Southern on Apr. 17 ... hit a one-out, pinch-hit single in the ninth inning with Clemson trailing 7-6 and scored the winning run on Jon McGibbon's walkoff three-run homer against #1 Florida State in the ACC Tournament on May 25 ... played for Wilson in the Coastal Plain League in the summer, where he hit .311 with four steals in 16 games.

2011 (Freshman)

Was 6-for-12 (.500) with six runs, one double, two RBIs, four walks, and a .625 on-base percentage in 12 games (one start as the DH) ... had three putouts and four assists without committing an error ... was 3-for-5 with runners on base ... was 5-for-10 with a double, two RBIs, five runs, and a .615 on-base percentage in his 11 games off the bench ... was 4-for-4 with five runs, one double, two RBIs, and three walks in five non-ACC regular-season games; he reached base via a hit or walk in all seven of his plate appearances ... was 5-for-8 with a double, two RBIs, five runs, and a .727 on-base percentage in nine home games ... was 4-for-5 with a double, two RBIs, five runs, and an .875 on-base percentage in four May games ... hit a single in his first career plate appearance against Elon on Mar. 23 ... came off the bench, walked, and scored a run against Western Carolina on Apr. 6 ... hit a pinch-hit, two-run double in the first game of a doubleheader against Gardner-Webb on May 7 ... came off the bench and went 1-for-1 with a run in the second game of a doubleheader against Gardner-Webb on May 7 ... went 1-for-2 with a run and walk in the second game of a doubleheader at Virginia Tech on May 14; his leadoff walk in the eighth inning with the score tied 3-3 set up Brad Miller's go-ahead three-run homer; it was his first career start ... went 1-for-1 with two runs and a walk off the bench against Davidson on May 17 ... hit a pinch-hit single against Sacred Heart in the Clemson Regional on June 3 ... played for North Shore in the New England Collegiate Baseball League in the summer, where he hit .205 with 13 runs, four doubles, one homer, eight RBIs, and seven steals in 24 games.

Before Clemson

Team offensive MVP at Greenwich High School ... played in the Connecticut High School All-Star game ... lettered three times in baseball and three times in football at Greenwich High, where he was coached by Mike Mora.

Personal

His mother, Susan, was a swimmer at South Carolina and his father, Michael, played football at Vanderbilt ... majoring in management ... born Michael Edward Dunster on May 31, 1992 in Greenwich, CT.

DUNSTER'S CAREER STATS

Overall																			
Year	Avg	GP-GS	AB	R	H	2B	3B	HR	RBI	TB	Slg%	BB	HP	SO	GDP	OB%	SF	SH	SB
2011	.500	12-1	12	6	6	1	0	0	2	7	.583	4	0	3	0	.625	0	0	0-0
2012	.233	19-6	30	2	7	2	0	0	4	9	.300	4	0	10	1	.324	0	1	0-0
Totals	.310	31-7	42	8	13	3	0	0	6	16	.381	8	0	13	1	.420	0	1	0-0
ACC Regular Season																			
Year	Avg	GP-GS	AB	R	H	2B	3B	HR	RBI	TB	Slg%	BB	HP	SO	GDP	OB%	SF	SH	SB
2011	.167	5-1	6	1	1	0	0	0	0	1	.167	1	0	3	0	.286	0	0	0-0
2012	.000	6-2	9	0	0	0	0	0	0	0	.000	2	0	4	0	.182	0	0	0-0
Totals	.067	11-3	15	1	1	0	0	0	0	1	.067	3	0	7	0	.222	0	0	0-0
Year	Avg	GP-GS	AB	R	H	2B	3B	HR	RBI	TB	Slg%	BB	HP	SO	GDP	OB%	SF	SH	SB
2011	.500	12-1	12	6	6	1	0	0	2	7	.583	4	0	3	0	.625	0	0	0-0
2012	.233	19-6	30	2	7	2	0	0	4	9	.300	4	0	10	1	.324	0	1	0-0
Totals	.310	31-7	42	8	13	3	0	0	6	16	.381	8	0	13	1	.420	0	1	0-0



20



Senior righthander who has one of the team's best arms ... has been used in long relief and has made spot starts ... in 134.1 innings pitched over 56 appearances (11 starts) and three seasons, he has an 11-2 record and a 2.81 ERA while allowing 129 hits (.250 opponents' batting average) and 72 walks with 107 strikeouts ... lost his first career decision, therefore he has won 11 of his last 12 decisions ... in 59.1 innings pitched over 21 appearances (six starts) in ACC regular-season games, he has a 6-1 record, two saves, a 3.03 ERA, and .227 opponents' batting average ... two-time All-ACC Academic selection ... two-time ACC Academic Honor Roll member ... #5 college prospect in South Carolina for the 2013 draft in the preseason by **Perfect Game** ... team co-captain for 2013.

2012 (Junior)

Drafted in the 32nd round (#998 overall pick) by the Philadelphia Phillies ... All-ACC Academic team member ... ACC Academic Honor Roll member ... won the Stowe Award, given to the team's most valuable pitcher ... had a 4-0 record, a team-high three saves, and a team-best 2.09 ERA in 24 relief appearances ... in 51.2 innings pitched, he allowed 44 hits (.229 opponents' batting average) and 33 walks with 44 strikeouts ... his 2.09 ERA (given a minimum of 40 innings pitched) was the best by a Tiger since 1998 ... his 24 appearances tied for most on the team ... in 26.0 innings pitched over 12 relief appearances in ACC regular-season games, he had a 3-0 record, a team-tying-high two saves, and a 3.12 ERA ... had a team-best 1.04 ERA in the postseason ... pitched 23.0 consecutive scoreless innings from March to April ... pitched 4.0 innings in relief, allowing three hits, one run, and two walks with four strikeouts to earn the win against #2 South Carolina on Mar. 4 ... pitched 1.2 perfect innings in relief with two strikeouts to record his first career save against #7 Miami (FL) on Mar. 30 ... pitched 5.0 innings in relief, allowing three hits and no runs with two strikeouts to earn the win at Duke on Apr. 6 ... pitched 6.1 innings in relief, allowing two hits, one earned run, and three walks with four strikeouts to earn the win against #17 N.C. State on Apr. 13 ... pitched 2.0 innings in relief with two strikeouts to earn the win at Maryland on Apr. 20 ... pitched 2.2 innings with three strikeouts to record the save in the first game of a doubleheader against #1 Florida State on May 14 ... pitched 6.1 innings in relief, allowing four hits and no earned runs with two strikeouts against Georgia Tech in the ACC Tourna-

ment on May 26 ... pitched 2.0 innings in relief, allowing one hit and no runs with three strikeouts in the ninth inning to record the save against Coastal Carolina in the Columbia Regional on June 3 ... played for Hyannis in the Cape Cod League in the summer, where he was 0-1 with a 5.59 ERA and 11 strikeouts in 9.2 innings pitched over two starts.

2011 (Sophomore)

All-ACC Academic team member ... ACC Academic Honor Roll member ... had a 5-1 record and 3.06 ERA in 16 appearances (seven starts) ... in 50.0 innings pitched, he allowed 42 hits (.225 opponents' batting average) and 27 walks with 38 strikeouts ... in 32.1 innings pitched over eight appearances (six starts) in ACC regular-season games, he was 3-1 with a 2.78 ERA (eighth-best in the ACC) and .202 opponents' batting average (fifth-best in the ACC) ... pitched 3.1 innings in relief, allowing three hits, no earned runs, and no walks with one strikeout against #6 Virginia on Mar. 12 ... pitched 6.2 innings in a starting role, allowing three hits, no earned runs, and one walk with five strikeouts to earn the win against Duke on Mar. 20 ... pitched 5.0 innings in a starting role, allowing three hits and two runs with five strikeouts to earn the win at N.C. State on Mar. 27 ... pitched 6.0 innings in a starting role, allowing two hits and no runs with five strikeouts to earn the win against Maryland on Apr. 9 ... pitched 3.0 innings in relief, allowing three hits, no runs, and no walks with four strikeouts to earn the win against Furman at Greenville, SC (Fluor Field) on May 10 ... pitched 6.0 innings in a starting role, allowing six hits, one run, and one walk with five strikeouts to earn the win against Sacred Heart in the Clemson Regional on June 3 ... played for Hyannis in the Cape Cod League in the summer, where he was 3-1 with a 1.88 ERA and .218 opponents' batting average in 43.1 innings pitched over nine starts; he allowed just 32 hits with 33 strikeouts; pitched in the Cape Cod League All-Star game; named to the Cape Cod League All-Star team.

2010 (Freshman)

Had a 2-1 record and a 3.58 ERA in 16 appearances (four starts) ... in 32.2 innings pitched, he allowed 43 hits and 12 walks with 25 strikeouts ... led the team in ERA (minimum 15.0 innings pitched) ... Clemson was 4-0 in his four starts ... pitched a scoreless inning in relief with two strikeouts in his first career outing against Michigan State at Greenville, SC on Feb. 20 ... pitched 6.0 innings in a starting role, allowing

FIRTH'S CAREER HIGHS

Total IP	6.2	Duke	3-20-11
Scoreless IP	6.0	Maryland	4-9-11
Hits	7	Presbyterian College	5-18-10
Runs	6	Georgia Southern	3-17-10
Earned Runs	4	Maryland	4-20-12
Walks	6	N.C. State	3-27-11
Strikeouts	6	Presbyterian College	5-18-10

six hits, one run, and one walk with four strikeouts to earn his first career win against Furman at Greenville, SC (Fluor Field) on May 11 ... played for Keene in the New England Collegiate Baseball League in the summer, where he had a 1-1 record and a 1.99 ERA in 22.2 innings pitched over seven appearances (three starts); named NECBL Pitcher-of-the-Week on Aug. 1.

Before Clemson

Drafted in the 36th round (#1076 overall pick) by the Baltimore Orioles in 2009 ... #1 high school righthander prospect in Illinois and #3 overall high school prospect in Illinois by **Prep Baseball Report** ... #11 high school prospect in Illinois and #391 high school prospect in the nation by **Perfect Game** ... first-team all-state as a senior ... set the school record for career strikeouts ... lettered three times in baseball at Adlai E. Stevenson School, where he was coached by Paul Mazzuca.

Personal

First Tiger from Illinois since 1991 (Tad Smith) ... majoring in sociology ... born Scott William Firth on Jan. 2, 1991 in Park Ridge, IL.



FIRTH'S CAREER STATS

Year	ERA	W-L	APP	GS	CG	SHO/CBO	SV	IP	Overall											Fld%
									H	R	ER	BB	SO	AB	O/BA	WP	HBP	BK	PO	
2010	3.58	2-1	16	4	0	0/0	0	32.2	43	21	13	12	25	138	.312	2	3	1	1	9
2011	3.06	5-1	16	7	0	0/2	0	50.0	42	24	17	27	38	187	.225	5	4	0	3	6
2012	2.09	4-0	24	0	0	0/0	3	51.2	44	15	12	33	44	192	.229	5	5	0	8	11
Totals	2.81	11-2	56	11	0	0/2	3	134.1	129	60	42	72	107	517	.250	12	12	1	12	26

ACC Regular Season

Year	ERA	W-L	APP	GS	CG	SHO/CBO	SV	IP	H	R	ER	BB	SO	AB	O/BA	WP	HBP	BK	PO	A	E	Fld%
2010	9.00	0-0	1	0	0	0/0	0	1.0	2	1	1	1	2	5	.400	0	0	0	0	0	0	----
2011	2.78	3-1	8	6	0	0/1	0	32.1	24	17	10	21	24	119	.202	4	2	0	1	4	0	1.000
2012	3.12	3-0	12	0	0	0/0	2	26.0	23	11	9	21	20	92	.250	4	2	0	2	7	0	1.000
Totals	3.03	6-1	21	6	0	0/1	2	59.1	49	29	20	43	46	216	.227	8	4	0	3	11	0	1.000



23



DANIEL GOSSETT

RHP • R-R • 6-0 • 170 • So. • 1VL

Lyman, SC

James F. Byrnes HS

Community Recreation, Sport, & Camp Management

Sophomore righty who has one of the team's best arms ... was used as both a starter and reliever in 2012, but is slated to be in the weekend rotation in 2013 ... #120 overall prospect in the nation for the 2014 draft in the preseason by **Perfect Game** ... #1 college prospect in South Carolina for the 2014 draft in the preseason by **Perfect Game**.

2012 (Freshman)

Had a 6-3 record, two saves, and a 4.32 ERA in 19 appearances (10 starts) ... in 77.0 innings pitched, he allowed 62

hits (.221 opponents' batting average) and 39 walks with a team-high 87 strikeouts ... seventh in the ACC in opponents' batting average and eighth in strikeouts ... did not allow any of his five inherited baserunners to score ... held righthanded batters to a .183 batting average ... had a 1.61 ERA in 22.1 innings pitched over four appearances (two starts) in May ... had a 1.98 ERA and a .170 opponents' batting average in two postseason starts ... in 10.0 innings pitched in the second inning, he allowed just one hit, no runs, and no walks with 12 strikeouts ... named one of four national players-of-the-week

GOSSETT'S CAREER HIGHS

Total IP	7.1	Wake Forest	5-18-12
Scoreless IP	7.0	Winthrop	4-3-12
Hits	6	many (3)	-----
Runs	6	Georgia	4-11-12
Earned Runs	6	Georgia	4-11-12
Walks	6	Virginia	5-24-12
Strikeouts	13	Winthrop	4-3-12

by **Collegiate Baseball** for his performances in two games from Apr. 2-8; in 9.0 innings pitched over two appearances (one start), he earned a win and save while allowing only five hits (all singles), no runs, and no walks with 15 strikeouts ... pitched a hitless and scoreless ninth inning in relief against UAB on Feb. 17; it was his first career appearance ... pitched a hitless and scoreless inning with one strikeout to record his first career save against Maine on Feb. 26 ... pitched 7.0 innings in a starting role, allowing three hits (all in the first inning), two runs, and two walks with 10 strikeouts to earn his first career win against Elon at Greenville, SC on Mar. 21; he retired the last 13 batters he faced and 19 of the last 20 batters ... pitched 5.0 innings in a starting role with four strikeouts to earn the win at #18 Georgia on Mar. 27 ... pitched 7.0 innings in a starting role, allowing three hits, no runs, and no walks with a team-season-high 13 strikeouts to earn the win against Winthrop on Apr. 3; he retired the first 15 batters ... pitched 2.0 innings in relief, allowing two hits, no runs, and no walks with two strikeouts to record the save at Duke on Apr. 8 ... pitched 5.1 innings in relief, allowing three hits with seven strikeouts to earn the win at Georgia Tech on Apr. 29 ... pitched 4.1 innings in relief, allowing three hits, one run, and one walk with eight strikeouts to earn the win against College of Charleston on May 5 ... pitched 4.0 innings in relief, allowing two hits and no runs with three strikeouts to earn the win against #1 Florida State on May 12 ... pitched 7.1 innings in a starting role, allowing six hits, two runs, and two walks with seven strikeouts at Wake Forest on May 18 ... pitched 6.2 innings in a starting role, allowing four hits and one run with six strikeouts against #17 Virginia in the ACC Tournament on May 24 ... pitched 7.0 innings in a starting role, allowing four hits, two runs, and three walks with eight strikeouts at #2 South Carolina in the Columbia Regional on June 2 ... #47 freshman in the nation in the preseason according to **Baseball America** ... #53 freshman in the nation in the preseason by **Perfect Game** ... #8 newcomer in the ACC in the preseason according to **Baseball America**.

Before Clemson

Drafted in the 16th round (#502 overall) by the Boston Red Sox in 2011 ... #127 player in the nation and #5 player in South Carolina by **Perfect Game** ... #4 player and #2 pitcher in South Carolina by **Diamond Prospects** ... #7 prospect in South Carolina for the 2011 draft by **Baseball America** ... member of the South Carolina Select Team and played in the Select Games ... all-state and all-conference selection as a senior ... won the team's Pitching Award as a senior ... won the team's Offense Award as a sophomore ... lettered four times in baseball at James F. Byrnes High, where he was coached by Dwayne Haun.

Personal

Majoring in community recreation, sport, & camp management ... born Daniel James Gossett on Nov. 13, 1992 in Spartanburg, SC.

GOSSETT'S CAREER STATS

Overall																						
Year	ERA	W-L	APP	GS	CG	SHO/CBO	SV	IP	H	R	ER	BB	SO	AB	O/BA	WP	HBP	BK	PO	A	E	Fld%
2012	4.32	6-3	19	10	0	0/1	2	77.0	62	37	37	39	87	281	.221	9	6	0	6	10	0	1.000
ACC Regular Season																						
Year	ERA	W-L	APP	GS	CG	SHO/CBO	SV	IP	H	R	ER	BB	SO	AB	O/BA	WP	HBP	BK	PO	A	E	Fld%
2012	4.34	2-2	5	1	0	0/0	1	18.2	15	9	9	11	19	69	.217	2	1	0	0	3	0	1.000



15



MIKE KENT

RHP • R-R • 6-0 • 195 • *Jr. • 2VL
Springfield, VA
West Springfield HS
Management

Junior righthander who has been used as a long reliever and spot starter ... has one of the team's best breaking balls ... in 53.2 innings pitched over 28 appearances (three starts) and three active seasons, he has a 2-3 record, two saves, and a 5.20 ERA while allowing 58 hits (.272 opponents' batting average) and 23 walks with 29 strikeouts.

2012 (Red-Shirt Sophomore)

One of five winners of the Tom Walter College Baseball Inspiration Award ... ACC Academic Honor Roll member ... had a 1-2 record, two saves, and a 3.76 ERA in 21 appearances (one start) ... in 38.1 innings pitched, he allowed 42 hits (.276 opponents' batting average) and 10 walks with 21 strikeouts ... in 36.2 innings pitched over his 20 relief appearances, he had two saves and a 2.70 ERA ... held opponents to a .227 batting average with runners in scoring position ... in 6.0 innings pitched in the ninth inning, he allowed only two singles, no runs, and no walks with four strikeouts ... pitched a scoreless seventh inning in the first game of a doubleheader against UAB on Feb. 18 ... pitched 2.0 innings in relief, allowing one hit, no runs, and no walks against Maine on Feb. 25 ... pitched a scoreless seventh inning against #6 North Carolina on Mar. 11 ... pitched 2.0 innings in relief, allowing no hits, no runs, and no walks with three strikeouts against Elon on Mar. 20 ... pitched 5.1 innings in relief, allowing five hits and three runs with three strikeouts at Virginia on Mar. 23 ... pitched 2.0 innings in relief, allowing no earned runs with four strikeouts against Presbyterian College on Mar. 28 ... pitched 4.0 innings in relief, allowing one run and no walks with three strikeouts to record his first career save against Furman at Greenville, SC (Fluor Field) on Apr. 10 ... pitched 1.2 perfect innings in relief with two strikeouts against #17 N.C. State on Apr. 15 ... pitched 1.1 scoreless innings in relief with one strikeout against Charleston Southern on Apr. 17 ... pitched 3.1 innings in relief, allowing three hits, no runs, and no walks with two strikeouts to record the save in the first game of a doubleheader at Maryland on Apr. 21; he was pitching near his hometown ... pitched 5.0 innings in relief, allowing four hits, one run, and no walks with one strikeout to earn the win at Georgia Tech on Apr. 28 ... pitched 1.1 innings in relief, allowing one hit, no runs, and no walks against Furman on May 15 ... played for Bethesda in the Cal Ripken Collegiate Baseball League in the summer, where he was 1-0 with a 5.56 ERA in 11.1 innings pitched over five relief appearances.

2011 (Sophomore)

Had an 0-0 record and 54.00 ERA in one relief appearance ... was hampered by injury ... received a medical red-shirt ... pitched 0.1 innings against Western Carolina on Apr. 6; he allowed one hit, two runs, and three walks ... played for Bethesda in the Cal Ripken Collegiate Baseball League in the summer, where he was 4-0 with a 3.65 ERA and .240 opponents' batting average in 27.1 innings pitched over 10 appearances (two starts); he allowed 24 hits and eight walks with 24 strikeouts; he was a member of the league champions.

2010 (Freshman)

Had a 1-1 record and 7.80 ERA in six appearances (two starts) ... in 15.0 innings pitched, he allowed 15 hits (.254 opponents' batting average) and 10 walks with eight strikeouts ... held opponents to 2-for-16 (.125) with two outs ... had 24 groundball outs compared to just 11 flyball outs ... pitched 3.1 innings in relief, allowing two hits, no runs, and one walk with three strikeouts to earn his first win as a Tiger in his first career appearance against Georgia Southern on Mar. 17 ... pitched 4.0 innings in a starting role, allowing four hits and two earned runs against Elon on Mar. 24; it was his first career start ... struck out all three batters he faced at Wake Forest on May 14 ... played for Bethesda in the Cal Ripken Collegiate Baseball League in the summer, where he pitched an inning in his only relief appearance.

Before Clemson

First-team all-state selection as a junior and senior at West Springfield High School ... #13 high school prospect in Virginia and #304 high school prospect in the nation by **Perfect Game** ... East Coast Pro Showcase selection ... region

KENT'S CAREER HIGHS

Total IP	5.1	Virginia	3-23-12
Scoreless IP	3.1	many (2)	-----
Hits	6	Tennessee Tech	5-8-12
Runs	5	Tennessee Tech	5-8-12
Earned Runs	5	Tennessee Tech	5-8-12
Walks	3	many (3)	-----
Strikeouts	4	Presbyterian College	3-28-12

MVP as a senior ... first-team all-district as a sophomore, junior, and senior ... 2008 Orlando Baseball Classic All-Tournament pick ... Patriot District Pitcher-of-the-Year as a junior ... lettered three times in baseball at West Springfield High, where he was coached by John James.

Personal

Endured a six-hour bone marrow transplant for his ailing brother, Matt, who is battling Hodgkin's Lymphoma, on Apr. 23, 2012 ... majoring in management ... born Michael Travis Kent on Oct. 30, 1990 in Fairfax, VA.



KENT'S CAREER STATS

Overall

Year	ERA	W-L	APP	GS	CG	SHO/CBO	SV	IP	H	R	ER	BB	SO	AB	O/BA	WP	HBP	BK	PO	A	E	Fld%
2010	7.80	1-1	6	2	0	0/0	0	15.0	15	14	13	10	8	59	.254	1	0	0	0	1	0	1.000
2011	54.00	0-0	1	0	0	0/0	0	0.1	1	2	2	3	0	2	.500	0	0	0	0	0	0	-----
2012	3.76	1-2	21	1	0	0/0	2	38.1	42	20	16	10	21	152	.276	4	5	0	4	3	1	.875
Totals	5.20	2-3	28	3	0	0/0	2	53.2	58	36	31	23	29	213	.272	5	5	0	4	4	1	.889

ACC Regular Season

Year	ERA	W-L	APP	GS	CG	SHO/CBO	SV	IP	H	R	ER	BB	SO	AB	O/BA	WP	HBP	BK	PO	A	E	Fld%
2010	5.79	0-0	2	0	0	0/0	0	4.2	3	3	3	2	4	16	.188	0	0	0	0	0	0	-----
2012	3.57	1-1	8	0	0	0/0	1	17.2	15	7	7	6	8	62	.242	0	2	0	2	1	0	1.000
Totals	4.03	1-1	10	0	0	0/0	1	22.1	18	10	10	8	12	78	.231	0	2	0	2	1	0	1.000



12



JON McGIBBON

Co-Captain

1B • L-L • 6-1 • 220 • Jr. • 2VL
Lindenhurst, NY
Lindenhurst Senior HS
Sociology

Junior power-hitter who is slated to start at first base in 2013 ... a career .256 hitter with a .353 on-base percentage in 102 games (68 starts) over two seasons ... has 12 doubles, one triple, six homers, 47 RBIs, 37 runs, 41 walks, four hit-by-pitches, and one steal ... #7 college prospect in South Carolina for the 2013 draft in the preseason by **Perfect Game** ... team co-captain for 2013.

2012 (Sophomore)

Hit .233 with 29 runs, eight doubles, one triple, five homers, 33 RBIs, a .317 on-base percentage, 27 walks, and two hit-by-pitches in 59 games (57 starts), including 55 at first base, one in left field, and one as the DH ... was 4-for-10 with 11 RBIs and two walks with the bases loaded ... had a 10-game hitting streak from April to May ... reached base safely in 24 consecutive games from April to May ... went 3-for-5 and scored the walkoff run against #2 South Carolina on Mar. 4 ... went 2-for-4 with a homer and four RBIs against Holy Cross on Mar. 7 ... went 2-for-4 with a double, two RBIs, two runs, a walk, and hit-by-pitch against #6 North Carolina on Mar. 11 ... went 1-for-2 with three RBIs and a walk at #18 Georgia on Mar. 27 ... went 2-for-4 with the go-ahead run in the sixth inning against #7 Miami (FL) on Mar. 30 ... hit a leadoff triple and scored the winning run in the 11th inning at Duke on Apr. 6 ... went 3-for-4 with a homer, double, five RBIs, three runs, and a walk against Furman at Greenville, SC (Fluor Field) on Apr. 10 ... went 2-for-4 with an RBI in the first game of a doubleheader at Maryland on Apr. 21; he was 5-for-12 (.417) with two doubles in the series ... went 2-for-4 with two runs and a walk at Georgia Tech on Apr. 28 ... went 2-for-6 with two RBIs and a run at Georgia Tech on Apr. 29 ... hit a long solo homer and had two RBIs against Furman on May 15 ... went 2-for-4 with a homer against #17 Virginia in the ACC Tournament on May 24 ... went 3-for-5 with a homer, double, four RBIs, and two runs against #1 Florida State in the ACC Tournament on May 25; with one out in the ninth inning and Clemson trailing 7-6, he lined a three-run walkoff homer to right-center against #1 Florida State in the ACC Tournament on May 25; it was only the second walkoff homer by a Tiger in ACC Tournament history and the first since 1981; he earned All-ACC Tournament honors by going 5-for-13 (.385) with two homers, one double, five RBIs, and three runs in three games ... played for

McGIBBON'S CAREER HIGHS

Runs	3	Furman	4-10-12
Hits	3	many (3)	-----
Doubles	1	many (12)	-----
Home Runs	1	many (6)	-----
RBIs	5	Furman	4-10-12
Walks	3	Florida State	5-20-11
Steals	1	Presbyterian College	4-12-11

Falmouth in the Cape Cod League in the summer, where he hit .280 with 13 doubles, one triple, two homers, 20 RBIs, and three steals in 42 games.

2011 (Freshman)

Hit .339 with eight runs, four doubles, one homer, 14 RBIs, a .463 on-base percentage, and one steal in 43 games (11 starts), including four at first base, four as the DH, and three in right field) ... Clemson was 10-1 in his 11 starts ... in 19 ACC regular-season games (five starts), he was 10-for-29 (.345) with two doubles, one homer, five RBIs, and a .457 on-base percentage ... was 14-for-27 (.519) with two doubles, 10 RBIs, and a .595 on-base percentage in 32 games off the bench ... was 10-for-17 (.588) with a double, five RBIs, four walks, a hit-by-pitch, and .652 on-base percentage as a pinch-hitter ... was 16-for-37 (.432) after the fifth inning ... reached base in seven of his 11 plate appearances when leading off an inning ... had a hit in each of his first three at-bats and reached base in each of his first six plate appearances ... went 2-for-2 with a double and run in his first game as a Tiger against Eastern Michigan on Feb. 18 ... went 1-for-2 with a run-scoring single in his first career start against Wofford on Mar. 2 ... hit a pinch-hit, run-scoring double against #4 South Carolina on Mar. 6 ... hit his first career home run at N.C. State on Mar. 27 ... hit a pinch-hit, walkoff single with one out in the 10th inning against Coastal Carolina on Apr. 5 ... hit a pinch-hit, run-scoring single against Wake Forest on Apr. 23 ... hit a pinch-hit, run-scoring single against Wake Forest on Apr. 24 ... hit a key pinch-hit single in the ninth inning at Virginia Tech on May 15 ... went 2-for-2 with three RBIs off the bench against Davidson on May 17 ... walked three times at #4 Florida State on May 20 ... won the Omaha Challenge competition among fielders in the fall of 2010 ... played for North Shore in the New England Collegiate Baseball League in the summer, where he played only three games.

Before Clemson

Drafted in the 29th round (#882 overall) by the Seattle Mariners in 2010 ... member of the Greater New York Sandlot team as a senior at Lindenhurst Senior High School ... member of the state champions, Long Island champions, and Suffolk County champions as a senior ... member of the Summer Rivalry Classic team as a junior ... member of the Empire State team as a sophomore ... MVP, all-county, All-Long Island, and all-state selection as a senior ... MVP, two-time all-county, All-Long Island, and all-state selection in football ... lettered four times in baseball and three times in football at Lindenhurst Senior High, where he was coached by Michael Cannobio.

Personal

Majoring in sociology ... born Jonathan Gerard McGibbon on Oct. 5, 1992 in Syosset, NY.

McGIBBON'S CAREER STATS

Overall																				
Year	Avg	GP-GS	AB	R	H	2B	3B	HR	RBI	TB	Slg%	BB	HP	SO	GDP	OB%	SF	SH	SB	Fld%
2011	.339	43-11	62	8	21	4	0	1	14	28	.452	14	2	17	1	.463	2	1	1-1	.986
2012	.233	59-57	215	29	50	8	1	5	33	75	.349	27	2	44	3	.317	5	4	0-1	.982
Totals	.256	102-68	277	37	71	12	1	6	47	103	.372	41	4	61	4	.353	7	5	1-2	.982

ACC Regular Season																				
Year	Avg	GP-GS	AB	R	H	2B	3B	HR	RBI	TB	Slg%	BB	HP	SO	GDP	OB%	SF	SH	SB	Fld%
2011	.345	19-5	29	2	10	2	0	1	5	15	.517	6	0	10	0	.457	0	0	0-0	1.000
2012	.204	28-27	103	12	21	3	1	0	8	26	.252	12	1	23	3	.291	1	1	0-0	.972
Totals	.235	47-32	132	14	31	5	1	1	13	41	.311	18	1	33	3	.329	1	1	0-0	.975



28



JONATHAN MEYER

RHP • R-R • 6-0 • 190 • Sr. • 3VL
San Diego, CA
Cathedral Catholic HS
Management

Senior righthander who has been used as a long relief and starter during his career ... in 160.2 innings pitched over 67 appearances (13 starts) and three seasons, he has a 9-8 record, four saves, and a 4.03 ERA while allowing 168 hits (.269 opponents' batting average) and 45 walks with 124 strikeouts ... two-time ACC Academic Honor Roll member.

2012 (Junior)

All-ACC Academic team member ... ACC Academic Honor Roll member ... had a 2-5 record, one save, and a 3.96 ERA in a team-high-tying 24 appearances (six starts) ... in 63.2 innings pitched, he allowed 79 hits (.310 opponents' batting average) and 18 walks with 38 strikeouts ... only allowed one steal in four attempts ... in 42.0 innings pitched over his 18 relief appearances, he had one save and a 2.36 ERA ... pitched 3.0 innings in relief, allowing no earned runs and one walk with four strikeouts at #2 South Carolina on Mar. 3 ... pitched 3.1 innings in relief, allowing three hits, one run, and no walks with five strikeouts to record the save against Boston College on Mar. 17 ... pitched 5.0 innings in a starting role, allowing one run and no walks with five strikeouts to earn the win against Elon on Mar. 20 ... pitched 7.0 innings in relief, allowing four hits, no runs, and no walks with two strikeouts to earn the win in the second game of a doubleheader at Maryland on Apr. 21 ... pitched 4.0 innings in relief, allowing three hits and one run with three strikeouts at Georgia Tech on Apr. 27; his scoreless innings pitched streak ended at 15.1 in the game ... pitched 8.1 innings in relief, allowing seven hits, one run, and two walks with four strikeouts at #2 South Carolina in the Columbia Regional on June 3; it was the longest outing by a Tiger in 2012 ... played for Duluth in the Northwoods League in the summer, where he was 3-0 with a 6.12 ERA and 39 strikeouts against only 13 walks in 50.0 innings pitched over 14 appearances (eight starts).

2011 (Sophomore)

ACC Academic Honor Roll member ... had a 5-2 record, one save, and a 3.31 ERA in 23 appearances (seven starts) ... in 68.0 innings pitched, he allowed 55 hits (.221 opponents' batting average) and 19 walks with 63 strikeouts ... in 50.0 innings pitched over 11 appearances (five starts) in ACC regular-season games, he was 4-2 with a 3.06 ERA and allowed 38 hits (.211 opponents' batting average) and 15 walks with 48 strikeouts ... allowed only one of 13 inherited baserunners to score ... pitched 5.0 innings in relief, allow-

ing three hits, no runs, and two walks with two strikeouts against #6 Virginia on Mar. 13 ... pitched 5.0 innings in relief, allowing one hit, no runs, and one walk with seven strikeouts to earn the win against Duke on Mar. 18 ... pitched 4.1 innings in relief, allowing two hits, no runs, and one walk with five strikeouts to earn the win against Maryland on Apr. 8 ... pitched 7.0 innings in his first career start, allowing five hits, two runs, and one walk with seven strikeouts to earn the win in the second game of a doubleheader at Boston College on Apr. 16 ... struck out all three batters he faced in the eighth inning to record the save at Western Carolina on Apr. 27 ... pitched 6.1 innings in a starting role, allowing three hits, no runs, and no walks with one strikeout to earn the win in the second game of a doubleheader against Gardner-Webb on May 7; he threw just 53 pitches (43 strikes), and did not allow a runner past second base; he faced just one batter over the minimum and did not throw more than two balls to a batter.

2010 (Freshman)

Had a 2-1 record, two saves, and a 5.90 ERA in 20 relief appearances ... in 29.0 innings pitched, he allowed 34 hits and eight walks with 23 strikeouts ... pitched 2.0 perfect innings in relief with one strikeout to record his first career save against Furman on Feb. 21 ... retired all six batters he faced to close out the game to earn his first career win against N.C. State on Mar. 14 ... pitched 1.1 innings in relief, allowing one hit, no runs, and no walks to record the save in the second game of a doubleheader against Virginia Tech on Mar. 20 ... played for Oahu in the Hawaii Collegiate Baseball League in the summer, where he was 4-1 with a 1.22 ERA and 40 strikeouts in 37.0 innings pitched over seven appearances (six starts); he won the Top Pitcher Award as the league's best pitcher and was the starter for Makai in the All-Star game.

MEYER'S CAREER HIGHS

Total IP	8.1	South Carolina	6-3-12
Scoreless IP	7.0	Maryland	(2)4-21-12
Hits	10	Florida State	(2)5-14-12
Runs	6	Florida State	(2)5-14-12
Earned Runs	6	Florida State	(2)5-14-12
Walks	3	many (3)	-----
Strikeouts	7	many (4)	-----

Before Clemson

Section pitcher-of-the-year as a senior at Cathedral Catholic High School ... #67 high school prospect in California and #395 high school prospect in the nation by **Perfect Game** ... team pitcher-of-the-year as a junior and senior ... member of the Division III state champions as a senior ... had a 9-2 record, 2.42 ERA, one save, and 64 strikeouts as a junior ... First-Team All-Western League selection as a junior ... lettered three times in baseball at Cathedral Catholic High, where he was coached by Gary Remiker.

Personal

His father, Michael, played basketball at Cal Tech ... majoring in management ... born Jonathan Paul Meyer on Jan. 2, 1991 in Upland, CA.



MEYER'S CAREER STATS

Year	ERA	W-L	APP	GS	CG	SHO/CBO	SV	IP	Overall			BB	SO	AB	O/BA	WP	HBP	BK	PO	A	E	Fld%
									H	R	ER											
2010	5.90	2-1	20	0	0	0/0	2	29.0	34	20	19	8	23	120	.283	2	1	0	1	4	0	1.000
2011	3.31	5-2	23	7	1	0/1	1	68.0	55	26	25	19	63	249	.221	4	4	0	4	4	1	.889
2012	3.96	2-5	24	6	0	0/0	1	63.2	79	33	28	18	38	255	.310	2	4	0	5	17	0	1.000
Totals	4.03	9-8	67	13	1	0/1	4	160.2	168	79	72	45	124	624	.269	8	9	0	10	25	1	.972

ACC Regular Season

Year	ERA	W-L	APP	GS	CG	SHO/CBO	SV	IP	H	R	ER	BB	SO	AB	O/BA	WP	HBP	BK	PO	A	E	Fld%
2010	4.66	1-0	7	0	0	0/0	1	9.2	12	6	5	2	6	39	.308	1	1	0	0	2	0	1.000
2011	3.06	4-2	11	5	1	0/0	0	50.0	38	18	17	15	48	180	.211	1	4	0	1	3	0	1.000
2012	3.91	1-2	10	1	0	0/0	1	25.1	29	12	11	6	18	101	.287	0	1	0	1	9	0	1.000
Totals	3.49	6-4	28	6	1	0/0	2	85.0	79	36	33	23	72	320	.247	2	6	0	2	14	0	1.000



51



JOSEPH MOOREFIELD

LHP • L-L • 6-1 • 195 • *Sr. • 3VL

Woodruff, SC

James F. Byrnes HS


Community Recreation, Sport, & Camp Management

Senior lefthander who has been used primarily to face lefthanded batters ... will be counted on out of the bullpen in 2013 ... in 28.2 innings pitched over 49 relief appearances and three active seasons, he has a 2-1 record and 5.65 ERA while allowing 37 hits (.308 opponents' batting average) and 12 walks with 24 strikeouts ... has not thrown a wild pitch.

2012 (Red-Shirt Junior)

Had an 0-0 record and a 6.23 ERA in 19 relief appearances ... in 8.2 innings pitched, he allowed 13 hits (.333 opponents' batting average) and two walks with 11 strikeouts ... held opponents to 1-for-11 (.091) with two outs, 0-for-8 with runners on base and two outs, and 3-for-18 (.167) with seven

strikeouts with runners in scoring position ... allowed just one hit and no runs in 4.0 innings pitched after the seventh inning ... allowed only one of his 18 inherited baserunners and none of his last 16 inherited baserunners to score ... allowed only one hit and no runs in 3.0 innings pitched over seven relief appearances away from home ... in 3.2 innings pitched over seven relief appearances in night games, he allowed no hits, no runs, and one walk with four strikeouts ... pitched a hitless and scoreless ninth inning with one strikeout against Winthrop on Apr. 3 ... pitched a perfect ninth inning with one strikeout against Coastal Carolina on Apr. 24 ... struck out the only batter he faced with one out, a runner on third base, and the score tied in the seventh inning against College of Charleston on May 5 ... struck out the only batter he faced at Wake Forest on May 19 ... struck out the only batter he faced against #17 Virginia in the ACC Tournament on May 24 ... retired both batters he faced in the ninth inning against Georgia Tech in the ACC Tournament on May 26



MOOREFIELD'S CAREER HIGHS

Total IP	2.0	South Carolina	3-6-11
Scoreless IP	2.0	South Carolina	3-6-11
Hits	4	Tennessee Tech	5-8-12
Runs	3	many (2)	-----
Earned Runs	3	Georgia	4-6-10
Walks	2	Georgia Tech	4-18-10
Strikeouts	4	Tennessee Tech	5-8-12

... retired the only batter he faced at #2 South Carolina in the Columbia Regional on June 2.

2011 (Red-Shirt Sophomore)

Drafted in the 26th round (#786 overall pick) by the Kansas City Royals ... had a 2-1 record and 5.28 ERA in 24 relief appearances ... in 15.1 innings pitched, he allowed 19 hits (.292 opponents' batting average) and five walks with nine strikeouts ... did not throw a wild pitch ... allowed an earned run in only five of his 24 appearances ... held lefthanded batters to a .161 batting average ... allowed only four of 15 inherited baserunners to score ... pitched a perfect ninth inning with a strikeout against Eastern Michigan on Feb. 18 ... pitched 2.0 innings in relief, allowing no hits, no runs, and no walks with two strikeouts to earn his first career win against #4 South Carolina on Mar. 6 ... pitched a scoreless seventh inning against Furman on Apr. 26 ... struck out the only batter he faced with two outs in the seventh inning, the score tied 3-3, and the potential go-ahead run on third base to earn the win in the second game of a doubleheader at Virginia Tech on May 14 ... retired both batters he faced in relief with one strikeout at #4 Florida State on May 19.

2010 (Red-Shirt Freshman)

Had an 0-0 record and 5.79 ERA in six relief appearances ... in 4.2 innings pitched, he allowed five hits and five walks with four strikeouts ... allowed a run in only one of his six appearances and a hit in just two of his six appearances ... held opponents to 0-for-4 with two outs ... allowed just one hit in 10 at-bats and no runs with four strikeouts in 3.1 innings pitched over four relief appearances at home ... pitched a perfect eighth inning with two strikeouts against #16 Alabama in the Clemson Super Regional on June 13.

2009 (Freshman)

Red-shirted.

Before Clemson

All-state pitcher at James F. Byrnes High School ... played in the North-South All-Star game ... #465 high school prospect in the nation by **Perfect Game** ... #63 high school lefthander prospect in the nation by **Perfect Game** ... #37 prospect in South Carolina by **Perfect Game** ... #4 prospect in South Carolina by **Impact Baseball** ... #4 lefthander prospect in South Carolina by **Diamond Prospect** ... all-region selection as a junior ... lettered five times in baseball at James F. Byrnes High, where he was coached by Chris Carter.

Personal

Majoring in community recreation, sport, & camp management ... born Joseph Harvey Moorefield on Oct. 25, 1989 in Spartanburg, SC.

MOOREFIELD'S CAREER STATS

Overall																						
Year	ERA	W-L	APP	GS	CG	SHO/CBO	SV	IP	H	R	ER	BB	SO	AB	O/BA	WP	HBP	BK	PO	A	E	Fld%
2010	5.79	0-0	6	0	0	0/0	0	4.2	5	3	3	5	4	16	.313	0	0	0	0	0	0	-----
2011	5.28	2-1	24	0	0	0/2	0	15.1	19	11	9	5	9	65	.292	0	1	0	1	1	0	1.000
2012	6.23	0-0	19	0	0	0/1	0	8.2	13	7	6	2	11	39	.333	0	2	0	1	0	0	1.000
Totals	5.65	2-1	49	0	0	0/3	0	28.2	37	21	18	12	24	120	.308	0	3	0	2	1	0	1.000
ACC Regular Season																						
Year	ERA	W-L	APP	GS	CG	SHO/CBO	SV	IP	H	R	ER	BB	SO	AB	O/BA	WP	HBP	BK	PO	A	E	Fld%
2010	0.00	0-0	1	0	0	0/0	0	0.1	0	0	0	2	0	0	-----	0	0	0	0	0	0	-----
2011	14.73	1-1	7	0	0	0/0	0	3.2	8	6	6	2	3	18	.444	0	1	0	0	1	0	1.000
2012	13.50	0-0	6	0	0	0/0	0	1.1	2	2	2	0	2	6	.333	0	1	0	0	0	0	-----
Totals	13.50	1-1	14	0	0	0/0	0	5.1	10	8	8	4	5	24	.417	0	2	0	0	1	0	1.000



21



KEVIN POHLE

RHP • R-R • 6-3 • 195 • Jr. • 2VL
Saint Louis, MO
Parkway South Senior HS
Visual Arts

Junior righthander who was the team's top freshman pitcher in 2011 and was a weekend starter most of the 2012 season ... effective when keeping the ball down in the strikezone ... in 109.0 innings pitched over 33 appearances (17 starts) and two seasons, he has a 12-6 record and a 3.14 ERA while allowing 117 hits (.279 opponents' batting average) and 42 walks with 57 strikeouts ... #3 college prospect in South Carolina for the 2013 draft in the preseason by **Perfect Game**.

2012 (Sophomore)

Had a 7-4 record and a 3.66 ERA in 16 appearances (14 starts) ... in 76.1 innings pitched, he allowed 80 hits (.277 opponents' batting average) and 32 walks with 40 strikeouts ... tied for the team lead in wins ... in 48.0 innings pitched over nine appearances (seven starts) at home, he was 5-1 with a 1.88 ERA ... tied for 10th in the ACC in wins ... in 19.0 innings pitched over four appearances (two starts) in non-ACC regular-season games, he had a 3-0 record and did not allow an earned run ... had a 2.96 ERA in 27.1 innings pitched over five starts against top-25 ranked teams ... held opponents to a .163 batting average with runners in scoring position and two outs ... had a 1.42 ERA in 12.2 innings pitched after the fifth inning ... only allowed three steals in five attempts ... pitched 4.0 innings in relief, allowing two hits, no runs, and two walks with three strikeouts to earn the win in the second game of a doubleheader against UAB on Feb. 18 ... pitched 3.0 innings in relief, allowing no earned runs and no walks with four strikeouts to earn the win against Maine on Feb. 26 ... pitched 5.0 innings in a starting role, allowing no earned runs and two walks with five strikeouts against #2 South Carolina on Mar. 4 ... pitched 6.2 innings in a starting role, allowing seven hits, one run, and no walks with five strikeouts to earn the win against Boston College on Mar. 18 ... pitched 6.0 innings in a starting role, allowing six hits, one run, and one walk with three strikeouts against #7 Miami (FL) on Apr. 1 ... pitched 7.0 innings in a starting role, allowing four hits, two runs, and one walk with four strikeouts to earn the win at Duke on Apr. 8; he retired the first 15 batters ... pitched 7.0 innings in a starting role, allowing six hits, no runs, and one walk with five strikeouts to earn the win against College of Charleston on May 6 ... pitched 6.0 innings in a starting role, allowing six hits, one earned run, and one walk to earn the win in the first game of a doubleheader against #1 Florida State on May 14 ... pitched 5.0 innings in a starting role, allowing four hits and two runs with one strikeout to earn the win against Coastal Carolina

in the Columbia Regional on June 1 ... #98 sophomore in the nation in the preseason by **Perfect Game** ... played for Falmouth in the Cape Cod League in the summer, where he was 1-1 with a 2.70 ERA and nine strikeouts in 10.0 innings pitched over two starts.

2011 (Freshman)

Second-team freshman All-American by **NCBWA** ... All-ACC Academic team member ... ACC Academic Honor Roll member ... had a 5-2 record and 1.93 ERA in 17 appearances (three starts) ... in 32.2 innings pitched, he allowed 37 hits (.282 opponents' batting average), no homers, and 10 walks with 17 strikeouts ... led the team in ERA ... in 11.2 innings pitched over eight relief appearances in ACC regular-season games, he was 1-0 with a 2.31 ERA ... had a .190 opponents' batting average with runners in scoring position ... pitched 3.2 innings in relief in his first career outing, allowing one run and no walks against Eastern Michigan on Feb. 19 ... pitched 2.2 innings in relief, allowing three hits and no runs to earn his first career win against Wofford on Mar. 2 ... pitched 3.0 innings in relief, allowing four hits, one run, and no walks with two strikeouts to earn the win against Duke on Mar. 19 ... pitched a scoreless seventh inning in relief, allowing one hit with two strikeouts at N.C. State on Mar. 25 ... retired the only batter he faced in the sixth inning to earn the win against Georgia on Mar. 29 ... pitched 2.2 innings in relief, allowing one hit and no earned runs with one strikeout at #6 North Carolina on Apr. 1 ... pitched a hitless and scoreless sixth inning at #6 North Carolina on Apr. 3; he allowed just one hit and no earned runs in 3.2 innings pitched in the series ... pitched 2.0 innings in relief, allowing two hits and no runs with one strikeout at Boston College on Apr. 15 ... pitched a scoreless eighth inning with two strikeouts in the second game of a doubleheader against Gardner-Webb on May 7 ... pitched 5.0 innings in his first career start, allowing three hits, no runs, and one walk with two strikeouts to earn the win against East Tennessee State on May 11 ... pitched 5.0 innings in a starting role, allowing six hits, no runs, and one walk with four strikeouts to earn the win against Davidson on May 17 ... pitched 2.0 innings in relief, allowing one hit and no runs with a strikeout against Sacred Heart in the Clemson Regional on June 3.

POHLE'S CAREER HIGHS

Total IP	7.0	many (2)	-----
Scoreless IP	7.0	College of Charleston	5-6-12
Hits	7	Boston College	3-18-12
Runs	6	many (2)	-----
Earned Runs	5	many (2)	-----
Walks	4	many (4)	-----
Strikeouts	5	many (3)	-----

Before Clemson

All-conference selection as a senior at Parkway South Senior High School ... #2 righthander prospect in Missouri, #6 overall prospect in Missouri, and #333 overall prospect in the nation by **Perfect Game** ... member of the USA Tournament of Stars ... all-metro selection as a junior ... all-district pick in basketball as a senior ... lettered three times in baseball and three times in basketball at Parkway South Senior High, where he was coached by Adam Stahl.

Personal

Pronounced POHL-ee ... has an identical twin brother, Scott ... majoring in visual arts ... born Kevin Raymond Pohle on Apr. 27, 1992 in Saint Louis, MO.



POHLE'S CAREER STATS

Overall																			
Year	ERA	W-L	APP	GS	CG	SHO/CBO	SV	IP	H	R	ER	BB	SO	AB	O/BA	WP	HBP	BK	PO
2011	1.93	5-2	17	3	0	0/3	0	32.2	37	9	7	10	17	131	.282	5	1	0	0
2012	3.66	7-4	16	14	0	0/0	0	76.1	80	43	31	32	40	289	.277	3	3	1	8
Totals	3.14	12-6	33	17	0	0/3	0	109.0	117	52	38	42	57	420	.279	8	4	1	8
ACC Regular Season																			
Year	ERA	W-L	APP	GS	CG	SHO/CBO	SV	IP	H	R	ER	BB	SO	AB	O/BA	WP	HBP	BK	PO
2011	2.31	1-0	8	0	0	0/0	0	11.2	12	5	3	5	7	47	.255	4	1	0	0
2012	4.47	3-3	10	10	0	0/0	0	50.1	52	30	25	23	21	188	.277	2	2	1	6
Totals	4.06	4-3	18	10	0	0/0	0	62.0	64	35	28	28	28	235	.272	6	3	1	6



18



TYLER SLATON

OF • L-L • 5-7 • 200 • So. • 1VL

Cumming, GA

North Forsyth HS

Parks & Conservation Area Management

Sophomore outfielder who was used as a pinch-runner and defensive replacement late in games during the second half of the 2012 season ... will compete for a starting spot in the outfield in 2013 ... one of the fastest players on the team.

2012 (Freshman)

Hit .189 with 15 runs, one double, seven RBIs, a .353 on-base percentage, 12 walks, two hit-by-pitches, and six steals in 47 games (17 starts, including seven in centerfield, five in left field, and five in right field) ... five of his seven RBIs were two-out RBIs ... hit .333 with runners in scoring position ... was 4-for-9 (.444) with a .615 on-base percentage and five steals in 14 games (three starts) against top-25 ranked teams

... had three outfield assists ... had a .500 on-base percentage when leading off an inning ... had the most chances without an error (43) on the team ... scored two walkoff runs, both on walkoff hits by Thomas Brittle ... went 2-for-4 with an RBI and two runs against Elon on Mar. 20 ... went 2-for-4 with an RBI, run, walk, and steal at #18 Georgia on Mar. 27 ... hit a run-scoring double and scored a run against #7 Miami (FL) on Mar. 31 ... came off the bench, hit a run-scoring single, and scored a run at Duke on Apr. 7 ... came off the bench and scored the tying run in the eighth inning and winning run in the 12th inning against #17 N.C. State on Apr. 13; he walked once and was hit-by-pitch ... went 1-for-2 with an RBI and a hit-by-pitch against #17 N.C. State on Apr. 15; he

SLATON'S CAREER HIGHS

Runs	2	many (4)	-----
Hits	2	many (2)	-----
Doubles	1	Miami (FL)	3-31-12
Home Runs	0	-----	-----
RBIs	1	many (7)	-----
Walks	3	Charleston Southern	4-17-12
Steals	2	N.C. State	4-13-12

reached base in four of his five plate appearances in the series ... totaled three walks and two runs, including the walkoff run in the ninth inning, against Charleston Southern on Apr. 17 ... had two walks and scored two runs against Tennessee Tech on May 8 ... played for New Market in the Valley Baseball League in the summer, where he hit .250 with one triple, one homer, 12 RBIs, 19 walks against only 13 strikeouts, and three steals in 35 games.

Before Clemson

All-region selection as a sophomore, junior, and senior ... lettered four times in baseball and four times in football at North Forsyth High, where he was coached by Jim Cahill.

Personal

Pronounced SLAYT-ihn ... his father, Mike, played football at Troy and his uncle, Steve Slaton, was a wrestler at Gardner-Webb ... majoring in parks & conservation area management ... born Tyler Michael Slaton on May 26, 1992 in Cumming, GA.



SLATON'S CAREER STATS

Overall																							
Year	Avg	GP-GS	AB	R	H	2B	3B	HR	RBI	TB	Sig%	BB	HP	SO	GDP	OB%	SF	SH	SB	PO	A	E	Fld%
2012	.189	47-17	53	15	10	1	0	0	7	11	.208	12	2	17	0	.353	1	1	6-6	40	3	0	1.000
ACC Regular Season																							
Year	Avg	GP-GS	AB	R	H	2B	3B	HR	RBI	TB	Sig%	BB	HP	SO	GDP	OB%	SF	SH	SB	PO	A	E	Fld%
2012	.238	22-7	21	5	5	1	0	0	4	6	.286	3	2	5	0	.385	0	0	4-4	18	2	0	1.000

35



MIKE TRILLER

OF • L-R • 6-2 • 190 • *Fr. • RS
Rutland, VT
Rutland HS
Undeclared

2012 (Freshman)

Red-shirted ... won the Dedication Award for outstanding work in the strength training room ... won the Omaha Challenge competition among fielders in the fall of 2011 ... played for Albany in the Perfect Game Collegiate Baseball League in the summer, where he hit .226 with nine RBIs in 28 games.

Before Clemson

Selected to the Vermont North-South All-Star game ... led his team in batting average (.528) as a senior ... named team MVP, and won the team's Hustle Award as a senior ... lettered three times in baseball, three times in basketball, and two times in football at Rutland High, where he was coached by Kevin Bellomo.

Personal


Major is undeclared ... born Michael Paul Triller on Sept. 30, 1992 in Randolph, VT.

Freshman outfielder who red-shirted in his first season at Clemson in 2012 ... will compete for innings in the outfield

in 2013 ... one of the most improved players on the team from the 2012 season.



17



STEVE WILKERSON

INF • S-R • 6-1 • 190 • Jr. • 2VL

Roswell, GA
Pope HS
Communication Studies

Junior infielder who has good speed ... slated to start in the middle of the infield in 2013 ... became Clemson's first switch-hitter since Patrick Boyd (1998-01) ... Clemson's leadoff batter during most of the 2012 season ... a career .274 hitter with a .345 on-base percentage in 101 games (71 starts) over two seasons ... has 13 doubles, three triples, one homer, 36 RBIs, 62 runs, 32 walks, four hit-by-pitches, and 11 steals ... preseason third-team All-American by **Collegiate Baseball** ... preseason first-team All-ACC by **CollegeSports-Madness.com** ... #2 college prospect in South Carolina for the 2013 draft in the preseason by **Perfect Game**.

2012 (Sophomore)

Second-Team All-ACC selection ... hit .295 with a team-tying-high 49 runs, 13 doubles, three triples, one homer, 31 RBIs, a .353 on-base percentage, 22 walks, three hit-by-pitches, and 10 steals in 59 games (59 starts at second base) ... started as the leadoff batter a team-high 50 times ... hit .353 at home ... had 20 multi-hit games ... had eight bunt singles ... had a 19-game hitting streak from March to April ... had a 15-game hitting streak from April to May ... reached base via a hit or walk in 23 consecutive games from March to April ... went 2-for-4 with two runs, one RBI, and two steals against

WILKERSON'S CAREER HIGHS

Runs	3	Maine	2-26-12
Hits	4	many (2)	-----
Doubles	1	many (13)	-----
Home Runs	1	Georgia Tech	5-26-12
RBIs	2	many (7)	-----
Walks	4	Duke	3-19-11
Steals	2	Maine	2-25-12

Maine on Feb. 25 ... went 4-for-5 with a double, two RBIs, and three runs against Maine on Feb. 26; he was 7-for-14 with two doubles, five RBIs, six runs, and two steals in the series ... went 2-for-6 with a walkoff single against #2 South Carolina on Mar. 4 ... went 3-for-4 with an RBI and a run at Western Carolina on Mar. 14 ... went 3-for-5 with a double, RBI, and steal against Boston College on Mar. 17 ... went 4-for-4 with two RBIs, a run, and walk against Elon on Mar. 20 ... went 3-for-4 with two RBIs at Virginia on Mar. 25 ... went 2-for-5 with a triple, two RBIs, and two runs against Georgia on Apr. 11 ... went 3-for-6 with two RBIs and a run at Georgia Tech on Apr. 29 ... drew a two-out walk with Clemson trailing 3-2 in the 11th inning and scored the walkoff run on a wild pitch later in the frame against College of Charleston on May 5 ... went 3-for-5 with an RBI, two runs, and a steal against Tennessee Tech on May 8 ... hit his first career homer against Georgia Tech in the ACC Tournament on May 26 ... #96 sophomore in the nation in the preseason by **Perfect Game** ... #9 prospect in the ACC for the 2013 draft in the preseason by **Baseball America** ... played for Hyannis in the Cape Cod League in the summer, where he hit .308 with two doubles, two RBIs, and four steals in seven games.

2011 (Freshman)

Hit .173 with 13 runs, five RBIs, a .308 on-base percentage, and one steal in 42 games (12 starts at second base) ... hit a sacrifice fly in his first career plate appearance against Eastern Michigan on Feb. 18 ... went 2-for-2 with a run off the bench against Charleston Southern on Feb. 26 ... totaled four walks and two runs against Duke on Mar. 19 ... hit a pinch-hit single against Wake Forest on Apr. 23 ... went 2-for-5 with an RBI and a run in the second game of a doubleheader against Gardner-Webb on May 7 ... went 1-for-2 with two runs and a walk off the bench against Davidson on May 17 ... #8 newcomer in the ACC in the preseason by **Baseball America** ... played for La Crosse in the Northwoods League in the summer, where he hit .238 with 10 runs, five doubles, and seven RBIs in 31 games.

Before Clemson

Drafted in the 15th round (#473 overall) by the Boston Red Sox in 2010 ... all-county selection at Pope High School ... member of the state champions ... East Cobb Defensive Player-of-the-Year ... lettered four times in football and three times in baseball at Pope High, where he was coached by Jeff Rowland.

Personal

His grandfather, Jim, played football at Southern California ... his grandfather, Richard, played baseball in the Cardinals organization in the 1940s ... majoring in communication studies ... born Stephen Beaty Wilkerson on Jan. 11, 1992 in San Diego, CA.

WILKERSON'S CAREER STATS

Overall																							
Year	Avg	GP-GS	AB	R	H	2B	3B	HR	RBI	TB	Slg%	BB	HP	SO	GDP	OB%	SF	SH	SB	PO	A	E	Fld%
2011	.173	42-12	52	13	9	0	0	0	5	9	.173	10	1	14	0	.308	2	0	1-3	24	32	5	.918
2012	.295	59-59	258	49	76	13	3	1	31	98	.380	22	3	39	3	.353	3	4	10-12	109	154	18	.936
Totals	.274	101-71	310	62	85	13	3	1	36	107	.345	32	4	53	4	.345	5	4	11-15	133	186	23	.933

ACC Regular Season																							
Year	Avg	GP-GS	AB	R	H	2B	3B	HR	RBI	TB	Slg%	BB	HP	SO	GDP	OB%	SF	SH	SB	PO	A	E	Fld%
2011	.087	19-7	23	7	2	0	0	0	2	2	.087	6	1	11	0	.290	1	0	1-3	9	22	5	.861
2012	.260	30-30	131	20	34	6	1	0	12	42	.321	11	2	23	2	.324	1	2	5-5	60	84	7	.954
Totals	.234	49-37	154	27	36	6	1	0	14	44	.286	17	3	34	2	.318	2	2	6-8	69	106	12	.936



37



**KEVIN
BRADLEY**

INF/C • S-R • 6-1 • 190 • Fr. • HS
Pennington, NJ

Hopewell Valley Central HS
Community Recreation, Sport, & Camp Management

Freshman utility player who will compete for a starting spot at several positions ... one of three newcomers who was selected in the 2012 draft.

Before Clemson: Drafted in the 36th round (#1098 overall) by the Colorado Rockies in 2012 ... #476 player in the nation and #6 player in New Jersey by **Perfect Game** ... Area Code Games ... all-state selection as a senior ... lettered four times in baseball and one time in basketball ... coached by Ken Harrison at Hopewell Valley Central High School.

Personal: His father, Scott, has served as the Princeton baseball head coach since 1998; he played nine seasons in the Major Leagues (1984-92) with the Yankees, White Sox, Mariners, and Reds and totaled 424 hits, 18 homers, and 184 RBIs in 604 games; he also played baseball at North Carolina ... his uncle, Bob Bradley, was the U.S. Men's Soccer National Team head coach from 2006-11 ... his cousin, Michael Bradley, has been a professional soccer player since 2004 and has been a member of the U.S. Men's Soccer National Team since 2006 ... majoring in community recreation, sport, & camp management ... born Kevin William Bradley on Jan. 9, 1994 in Pennington, NJ.

29



**JACKSON
CAMPA**

INF/RHP • R-R • 6-6 • 220 • Fr. • HS

Charlotte, NC
Providence Senior HS
Pre-Business

Freshman infielder and righthander who showed his power potential in preseason practices...one of the tallest players (6'6") on the 2013 team.

Before Clemson: Rated as the #460 player in the nation and #13 player in North Carolina by **Perfect Game** ... East Coast Pro Showcase ... three-time all-conference selection ... member of the conference champions four times ... lettered four times in baseball ... coached by Danny Hignight at Providence Senior High School.

Personal: His mother, Susan, played softball at Carnegie Mellon ... majoring in pre-business ... born Jackson Ross Campa on Aug. 29, 1993 in Winston-Salem, NC.

45



**DANIEL
CHEWNING**

RHP • R-R • 6-8 • 220 • So. • HS

Seneca, SC
Seneca HS
Biosystems Engineering

Original walk-on who joined the team for the 2013 season after being a student at Clemson during the 2010-11 and 2011-12 academic years ... one of the tallest Tigers in history at 6'8".

Before Clemson: Attended Seneca High School for one year; he was home-schooled until his senior year of high school ... played three seasons with the Walhalla Legion squad ... lettered one time in baseball ... coached by Andy Bay at Seneca High School.

Personal: Majoring in biosystems engineering ... born Daniel Edwards Chewning on Apr. 14, 1992 in Seneca, SC.

6



**ANDREW
COX**

OF/1B • L-L • 5-11 • 205 • Fr. • HS
Belton, SC

Belton-Honea Path HS
Community Recreation, Sport, & Camp Management

Freshman outfielder and first-baseman from nearby Belton, SC.

Before Clemson: Rated as the #11 player and #2 outfielder in South Carolina by **Diamond Prospects** ... South Carolina Select All-Star ... two-time all-state selection ... three-time all-region selection ... defensive MVP as a sophomore, junior, and senior ... International Paper Classic All-Tournament team as a junior and senior ... member of the state championship team as a freshman ... lettered five times in baseball and three times in football ... coached by Steve Williams at Belton-Honea Path High School.

Personal: His father, Jimmy, was a member of the Clemson football team in 1979,80 ... his brother, Jay, was an outfielder on the 2011 Clemson baseball team ... from the same hometown as former Tiger All-America catcher Matthew LeCroy (1995-97) ... majoring in community recreation, sport, & camp management ... born Andrew Levi Cox on Nov. 23, 1993 in Greenwood, SC.

44



**MATTHEW
CROWNOWER**

LHP • R-L • 5-11 • 195 • Fr. • HS

Ringgold, GA
Ringgold HS
Communication Studies

Highly-touted freshman lefthander who has the repertoire to make an immediate impact in 2013 ... #7 college prospect in South Carolina for the 2014 draft in the preseason by **Perfect Game**.

Before Clemson: Rated as the #62 player and #7 lefthander in the nation and #5 player in Georgia by **Perfect Game** ... #87 high school prospect in the nation by **Baseball America** ... All-American by **Perfect Game** and **Rawlings** ... East Coast Pro Showcase ... Georgia state player-of-the-year as a sophomore and junior ... three-time all-state selection ... had 176 strikeouts in one season ... lettered four times in baseball, two times in football, and two times in basketball ... coached by Brent Tucker at Ringgold High School.

Personal: Majoring in communication studies ... born James Matthew Crownover on Mar. 5, 1993 in East Ridge, TN.

9



**STEVEN
DUGGAR**

OF • L-R • 6-1 • 185 • Fr. • HS
Moore, SC

James F. Byrnes HS
Community Recreation, Sport, & Camp Management

Freshman who will compete for a starting spot in the outfield in 2013.

Before Clemson: Rated as the #166 player in the nation and #4 player and #1 position player in South Carolina by **Perfect Game** ... #215 prospect in the nation and #2 high school prospect in South Carolina by **Baseball America** ... #4 player and #1 outfielder in South Carolina by **Diamond Prospects** ... East Coast Pro Showcase ... South Carolina Select All-Star ... all-state selection as a junior and senior ... all-region selection as a sophomore, junior, and senior ... two-time offensive MVP ... member of the Upperstate champions as a sophomore, junior, and senior ... lettered five times in baseball ... coached by Michael at Maus at James F. Byrnes High School.

Personal: Pronounced DUH-guhr ... his mother, Susan, was a swimmer at Evansville ... majoring in community recreation, sport, & camp management ... born Steven Michael Duggar on Nov. 4, 1993 in Spartanburg, SC.

33


**ZACK
ERWIN**
LHP • L-L • 6-4 • 180 • Fr. • HS
Duluth, GA
Duluth HS
Undeclared

Freshman lefthander who will compete for innings out of the bullpen in 2013.

Before Clemson: East Coast Pro Showcase ... Georgia State All-Star team ... set school career and season records for wins and strikeouts ... lettered three times in baseball and three times in basketball ... coached by Matt Champitto at Duluth High School.

Personal: Major is undeclared ... born Zachary Scott Erwin on Jan. 24, 1994 in Chicago, IL.

1



**MALEEKE
GIBSON**
OF • L-L • 5-9 • 165 • Fr. • HS
Sumter, SC
Thomas Sumter Academy
General Engineering

Freshman who will compete for a starting spot in the outfield in 2013.

Before Clemson: Rated as the #10 player in South Carolina by **Perfect Game** ... #15 player and #3 outfielder in South Carolina by **Diamond Prospects** ... region MVP as a senior ... lettered five times in baseball ... coached by Bill DeLavan at Thomas Sumter Academy.

Personal: Majoring in general engineering ... born Maleeke Sirion Gibson on Feb. 20, 1994 in Sumter, SC.

11


**SHANE
KENNEDY**
INF • R-R • 6-2 • 190 • Jr. • JC
Orlando, FL
Santa Fe College
Communication Studies

Junior-college transfer who will compete for the starting spot at third base in 2013 ... #11 college prospect in South Carolina for the 2013 draft in the preseason by **Perfect Game**.

Before Clemson: Junior college All-American and all-state selection ... freshman All-American at North Florida in 2011 ... hit .324 with two homers, 24 RBIs, and six steals in 43 games at North Florida in 2011 ... coached by Johnny Wiggs at Santa Fe College ... coached by Smoke Laval at North Florida ... coached by Randy O'Neal at Olympia High School.

Personal: Majoring in communication studies ... born Shane Hilton Kennedy on Jan. 31, 1992 in Orlando, FL.

Kennedy's Overall Stats

Year	AVG	G-GS	AB	R	H	2B	3B	HR	RBI	TB	BB	HBP	SF	OB%	SB
2011*	.324	43-40	148	37	48	10	3	2	24	70	18	5	2	.410	6-7

* - North Florida

19


**BRODY
KOERNER**
RHP • R-R • 6-1 • 200 • Fr. • HS
Concord, NC
Jay M. Robinson HS
Pre-Business

Freshman righthander who will compete for innings in 2013.

Before Clemson: Rated as the #16 prospect and #5 high school prospect in North Carolina by **Baseball America** ... East Coast Pro Showcase ... played in the North Carolina

State games and North Carolina vs. South Carolina Border Games ... two-time all-state selection ... two-time region pitcher-of-the-year ... lettered three times in baseball, three times in basketball, and one time in football ... coached by Jason Sarvis at Jay M. Robinson High School.

Personal: His father, Loren, and mother, Brenda, both played basketball at Davis & Elkins College ... his sister, Tabby, was a junior basketball player at Gardner-Webb in 2012-13 ... majoring in pre-business ... born Brody Tyler Koerner on Oct. 17, 1993 in Winchester, VA.

3


**TYLER
KRIEGER**
INF • S-R • 6-0 • 160 • Fr. • HS
Johns Creek, GA
Northview HS
Community Recreation, Sport, & Camp Management

Switch-hitting freshman who will compete for the starting spot at shortstop in 2013 ... one of the team's most highly-rated newcomers in the 2013 incoming class.

Before Clemson: Drafted in the 35th round (#1061 overall) by the Seattle Mariners in 2012 ... East Coast Pro Showcase ... Area Code Games ... all-state selection by **ESPN.com** ... team offensive MVP ... lettered three times in baseball ... coached by Josh Bartlett at Northview High School.

Personal: His father, Bram, played baseball at Ithaca ... majoring in community recreation, sport, & camp management ... born Tyler Bram Krieger on Jan. 16, 1994 in Laguna, CA.

39


**JAKE
LONG**
RHP • R-R • 5-10 • 180 • Jr. • TR
Anderson, SC
East Tennessee State University
Economics

Junior righthander who will sit out in 2013 after transferring from East Tennessee State.

Before Clemson: Had a 2-9 record, one save, a 4.38 ERA, .256 opponents' batting average, and 70 strikeouts against 36 walks in 88.1 innings pitched over 19 appearances (15 starts) at East Tennessee State in 2012 ... played at Spartanburg Methodist College in 2011 ... member of the Alaska All-Star team in the summer of 2012 ... lettered multiple times in baseball ... coached by Tony Skole at East Tennessee State ... coached by Tim Wallace at Spartanburg Methodist College ... coached by Adam Comstock at T.L. Hanna High School.

Personal: Played alongside his brother, John, at East Tennessee State in 2012 ... his brother, Matt, played baseball at Erskine ... majoring in economics ... born Jacob Paul Long on Oct. 19, 1991 in Anderson, SC.

Long's Overall Stats

Year	ERA	W-L	G-GS	CG	SHO	SV	IP	H	R	ER	BB	SO
2012*	4.38	2-9	19-15	0	0	1	88.1	89	57	43	36	70

* - East Tennessee State

48


**GARRETT
LOVORN**
RHP • R-R • 6-2 • 190 • Fr. • HS
Pendleton, SC
Pendleton HS
Community Recreation, Sport, & Camp Management

Freshman righthander who will compete for innings out of the bullpen in 2013.

Before Clemson: Rated as the #12 pitcher in South Carolina by **Diamond Prospects** ... North/South All-Star game participant ... member of the district champions ... lettered four times in baseball ... coached by David Skelly at Pendleton High School.

Personal: Pronounced luh-VORHN ... majoring in community recreation, sport, & camp management ... born Garrett Wade Lovorn on May 7, 1994 in Anderson, SC.



16



**JOHN
MULKEY**

OF • R-R • 6-0 • 170 • Fr. • HS
Greenwood, SC
Emerald HS
Marketing

Freshman outfielder who will compete for playing time in the outfield in 2013.

Before Clemson: Rated as the #9 outfielder in South Carolina by **Diamond Prospects** ... South Carolina Select All-Star ... all-state selection ... team offensive MVP as a junior and senior ... member of the district champions as a junior and region champions as a senior ... lettered four times in baseball ... coached by Stanley Moss at Emerald High School.

Personal: Majoring in marketing ... born John Frederick Mulkey on Nov. 6, 1993 in Kenesaw, GA.

50



**D.J.
READER**

RHP/INF • R-R • 6-3 • 335 • Fr. • HS
Greensboro, NC
Grimsley HS
Communication Studies

Freshman righthander and infielder who will compete for playing time in 2013 ... the only two-sport athlete on the 2013 team ... athletic for his size ... defensive tackle of the 2012 Clemson football team that had an 11-2 record; he served as a backup who averaged 18.2 snaps per game as a freshman.

Football (2012): Had 40 tackles, three quarterback pressures, and one pass breakup in 236 snaps over 13 games ... averaged one tackle every 5.9 snaps, one of the best figures on the team ... had two tackles in six snaps against #25 Auburn at Atlanta, GA on Sept. 1; it was his first career game ... had seven tackles in 27 snaps against Virginia Tech on Oct. 20 ... had three tackles in seven snaps against #7 Louisiana State in the Chick-fil-A Bowl on Dec. 31.

Before Clemson: All-conference as a sophomore, junior, and senior ... all-region as a junior and senior ... team MVP as a junior and senior ... batted .529 as a junior ... #19 offensive guard in the nation and #20 player in North Carolina by **Rivals.com** ... #20 offensive guard in then nation by **Scout.com** ... #58 offensive guard in the nation and #27 player in North Carolina by **ESPN.com** ... #41 defensive lineman in the nation and #8 player in North Carolina by **SuperPrep** ... **SuperPrep** All-American ... had 50 tackles, seven tackles for loss, and five sacks as a senior ... starting center on the basketball team ... lettered four times in football, four times in baseball, and four times in basketball ... coached by Jason Simmons at Grimsley High School.

Personal: His mother, Felicia, played softball at North Carolina A&T from 1985-88 ... his uncle, Glenn Ford, played football at Tennessee from 1978-80 ... majoring in communication studies ... born David Vernon Reader, Jr. on July 1, 1994 in Greensboro, NC.

25



**MATT
REED**

C • R-R • 6-1 • 195 • Fr. • HS
Purcellville, VA
Woodgrove HS
Elementary Education

Freshman catcher who will compete for the starting job behind the plate in 2013 ... won the Omaha Challenge competition among fielders in the fall of 2012.

Before Clemson: First-team all-district as a senior ... second-team all-region as a senior ... first-team all-district as a junior ... first-team all-district catcher as a sophomore ... second-team all-region as a sophomore ... second-team all-district outfielder as a freshman ... lettered four times in baseball and two times in football ... coached by Brad Bauder at Woodgrove High School.

Personal: Majoring in elementary education ... born Matthew Isaac Reed on Mar. 8, 1994 in Purcellville, VA.

32



**CLATE
SCHMIDT**

RHP • R-R • 6-1 • 175 • Fr. • HS
Acworth, GA
Allatoona HS
Community Recreation, Sport, & Camp Management

Preseason ACC freshman-of-the-year by CollegeSportsMadness.com.

Before Clemson: Drafted in the 36th round (#1114 overall) by the Detroit Tigers in 2012 ... #31 player and #10 righty in the nation and #4 player in Georgia by **Perfect Game** ... #171 prospect in the nation and #14 prospect in Georgia by **Baseball America** ... Under-18 Team USA member ... Cobb County Pitcher-of-the-Year as a senior ... lettered four times in baseball and three times in basketball ... coached by Keith Hansen at Allatoona High School.

Personal: His father, retired Marine Colonel Dwight Schmidt, flew F-18 fighter jets for 20 years before retiring to become a pilot with Delta ... majoring in community recreation, sport, & camp management ... born Clate Connor Schmidt on Dec. 10, 1993 in Beaufort, SC.

40



**KYLE
SCHNELL**

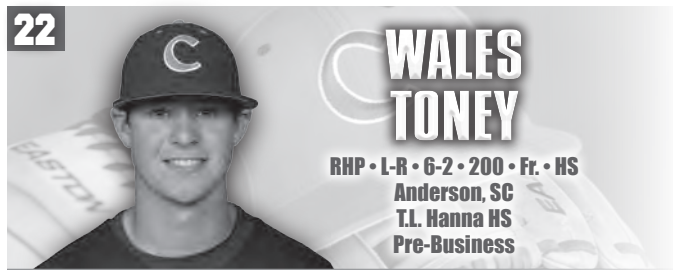
RHP • R-R • 6-0 • 160 • So. • JC
Alpharetta, GA
Lake Sumter (FL) CC
Pre-Business

Sophomore righthander who is in his first season in the program.

Before Clemson: Sunbelt League All-Star team in junior college ... all-region selection in high school ... lettered three times in baseball ... coached by Rich Billings at Lake Sumter (FL) Community College ... coached by Joey Ray at Milton High School.

Personal: Majoring in pre-business ... born Kyle Stephens Schnell on Oct. 15, 1992 in Alpharetta, GA.

22



**WALES
TONEY**

RHP • L-R • 6-2 • 200 • Fr. • HS
Anderson, SC
T.L. Hanna HS
Pre-Business

Freshman righty from nearby Anderson, SC ... one of the team's highest-rated newcomers.

Before Clemson: Rated as the #150 player in the nation and #3 player in South Carolina by **Perfect Game** ... South Carolina Select All-Star ... East Coast Pro Showcase ... lettered four times in baseball ... coached by Adam Comstock at T.L. Hanna High School.

Personal: Pronounced WAYLZ ... majoring in pre-business ... born Wales Brantley Toney on July 7, 1994 in Anderson, SC.

8



**KYLE
WHITMAN**

INF/RHP • L-R • 6-2 • 215 • Fr. • HS
Fort Mill, SC
Nation Ford HS
Sociology

Freshman infielder and righthander who will compete for playing time in 2013.

Before Clemson: Rated as the #12 player and #1 first-baseman in South Carolina by **Diamond Prospects** ... all-state selection ... four-time all-region selection ... lettered five times in baseball ... coached by Dell Corley at Nation Ford High School.

Personal: Majoring in sociology ... born Kyle Rogers Whitman on Feb. 11, 1994 in Fort Mill, SC.

2013 OPPONENTS

BOSTON COLLEGE

April 5,6,7 at Chestnut Hill, MA

General Information

Location	Chestnut Hill, MA
Enrollment	14,640
President	Rev. William P. Leahy, S.J.
Athletic Director	Brad Bates
Nickname	Eagles
Colors	Maroon & Gold
Conference	Atlantic Coast Conference
First Year of Baseball	1946

Stadium Information

Home Field	Commander Shea Field
Capacity	1,000
Dimensions	LL - 330, LC - 370, C - 400, RC - 365, RL - 320

Coaching Information

Head Coach	Mike Gambino (Boston College '00)
Record at Boston College (Seasons)	37-66 (2)
Career Record (Seasons)	37-66 (2)
Assistant Coaches	Scott Friedholm (Providence '98) Steve Englert (Boston College '87) Greg Sullivan (Eastern Connecticut State '06)

Team Information

2012 Record (Rank)	22-33 (NR)
2012 ACC Record (Finish)	10-20 (6th (Atlantic))
2012 NCAA Tournament Record	0-0
Lettermen Returning/Lost	18/8
Position Starters Returning/Lost	4/5
Pitchers Returning/Lost	12/4
Series Record	Clemson leads 15-6

SID Information

Baseball Contact	Zanna Ollove
SID Office Phone	(617) 552-2004
SID Cell Phone	(978) 828-9221
SID Email	ollove@bc.edu
Athletic Website	BCEagles.com

CHARLESTON SOUTHERN

March 13 at Clemson, SC

General Information

Location	Charleston, SC
Enrollment	3,231
President	Dr. Jairy C. Hunter, Jr.
Athletic Director	Hank Small
Nickname	Buccaneers
Colors	Blue & Gold
Conference	Big South Conference
First Year of Baseball	1967

Stadium Information

Home Field	CSU Ballpark
Capacity	1,500
Dimensions	LL - 330, LC - 380, C - 400, RC - 380, RL - 330

Coaching Information

Head Coach	Stuart Lake (Charleston Southern '94)
Record at Charleston Southern (Seasons)	82-140 (4)
Career Record (Seasons)	82-140 (4)
Assistant Coaches	Sid Fallaw (The Citadel '09) Adam Ward (Clemson '09) J.J. Reilly (Charleston Southern '10)

Team Information

2012 Record (Rank)	20-35 (NR)
2012 BSC Record (Finish)	11-13 (T-7th)
2012 NCAA Tournament Record	0-0
Lettermen Returning/Lost	23/9
Position Starters Returning/Lost	7/2
Pitchers Returning/Lost	9/4
Series Record	Clemson leads 16-0

SID Information

Baseball Contact	Zeke Beam
SID Office Phone	(843) 863-7687
SID Cell Phone	(843) 870-0421
SID Email	zbeam@csuniv.edu
Athletic Website	CSUSports.com

DUKE

March 22,23,24 at Clemson, SC

General Information

Location	Durham, NC
Enrollment	6,524
President	Dr. Richard Brodhead
Athletic Director	Dr. Kevin White
Nickname	Blue Devils
Colors	Duke Blue & White
Conference	Atlantic Coast Conference
First Year of Baseball	1889

Stadium Information

Home Field	Jack Coombs Field
Capacity	2,000
Dimensions	LL - 325, LC - 370, C - 400, RC - 380, RL - 335

Coaching Information

Head Coach	Chris Pollard (Davidson '96)
Record at Duke (Seasons)	0-0 (0)
Career Record (Seasons)	385-318 (13)
Assistant Coaches	Josh Jordan (Catawba '02) Andrew See (Ohio '02) Mark Hayes (Lenoir-Rhyne '00)

Team Information

2012 Record (Rank)	21-34 (NR)
2012 ACC Record (Finish)	9-21 (6th (Coastal))
2012 NCAA Tournament Record	0-0
Lettermen Returning/Lost	27/3
Position Starters Returning/Lost	8/1
Pitchers Returning/Lost	11/2
Series Record	Clemson leads 124-65-2

SID Information

Baseball Contact	Ashley Wolf
SID Office Phone	(919) 668-4393
SID Cell Phone	(603) 325-2225
SID Email	awolf@duke.edu
Athletic Website	GoDuke.com

FLORIDA STATE

May 16,17,18 at Tallahassee, FL

General Information

Location	Tallahassee, FL
Enrollment	41,710
President	Dr. Eric J. Barron
Athletic Director	Randy Spetman
Symbol	Seminoles
Colors	Garnet & Gold
Conference	Atlantic Coast Conference
First Year of Baseball	1948

Stadium Information

Home Field	Dick Howser Stadium
Capacity	6,700
Dimensions	LL - 340, LC - 365, C - 400, RC - 360, RL - 320

Coaching Information

Head Coach	Mike Martin (Florida State '66)
Record at Florida State (Seasons)	1723-594-4 (34)
Career Record (Seasons)	1723-594-4 (34)
Assistant Coaches	Mike Bell (Florida State '96) Mike Martin, Jr. (Florida State '95) Chris Cates (Louisville '07)

Team Information

2012 Record (Rank)	50-17 (#4 BA, #4 CB, #4 SW)
2012 ACC Record (Finish)	24-6 (1st (Atlantic))
2012 NCAA Tournament Record	7-2
Lettermen Returning/Lost	21/9
Position Starters Returning/Lost	5/4
Pitchers Returning/Lost	10/5
Series Record	Florida State leads 66-58-1

SID Information

Baseball Contact	Jason Leturmy
SID Office Phone	(850) 644-3920
SID Cell Phone	(850) 228-7568
SID Email	jleturmy@fsu.edu
Athletic Website	Seminoles.com

FURMAN

April 17 at Clemson, SC • May 8 at Greenville, SC (Fluor Field)

General Information

Location	Greenville, SC
Enrollment	2,630
President	Rod Smolla
Athletic Director	Dr. Gary Clark
Nickname	Paladins
Colors	Purple & White
Conference	Southern Conference
First Year of Baseball	1892

Stadium Information

Home Field	Latham Stadium
Capacity	2,000
Dimensions	LL - 330, LC - 350, C - 393, RC - 371, RL - 330

Coaching Information

Head Coach	Ron Smith (Furman '79)
Record at Furman (Seasons)	468-572-3 (19)
Career Record (Seasons)	468-572-3 (19)
Assistant Coaches	Jeff Whitfield (Lander '03) Mike Ranson (Lynchburg '03) Zach Brown (The Citadel '07)

Team Information

2012 Record (Rank)	28-31 (NR)
2012 SoCon Record (Finish)	13-17 (T-7th)
2012 NCAA Tournament Record	0-0
Lettermen Returning/Lost	24/8
Position Starters Returning/Lost	6/2
Pitchers Returning/Lost	13/5
Series Record	Clemson leads 140-57-4

SID Information

Baseball Contact	Hunter Reid
SID Office Phone	(864) 294-2061
SID Cell Phone	(864) 567-1663
SID Email	hunter.reid@furman.edu
Athletic Website	FurmanPaladins.com

GARDNER-WEBB

April 3 at Clemson, SC

General Information

Location	Boiling Springs, NC
Enrollment	4,900
President	Dr. A. Frank Bonner
Athletic Director	Chuck Burch
Nickname	Bulldogs
Colors	Red & Black
Conference	Big South Conference
First Year of Baseball	1971

Stadium Information

Home Field	John Henry Moss Stadium (600)
Capacity	600
Dimensions	LL - 325, LC - 370, C - 390, RC - 370, RL - 325

Coaching Information

Head Coach	Rusty Stroupe (Appalachian State '84)
Record at Gardner-Webb (Seasons)	288-278-1 (10)
Career Record (Seasons)	644-483-1 (22)
Assistant Coaches	Kent Cox (Campbell '96) Ray Greene (UNC Pembroke '01)

Team Information

2012 Record (Rank)	32-28 (NR)
2012 BSC Record (Finish)	12-12 (T-4th)
2012 NCAA Tournament Record	0-0
Lettermen Returning/Lost	22/8
Position Starters Returning/Lost	7/2
Pitchers Returning/Lost	10/3
Series Record	Clemson leads 8-0

SID Information

Baseball Contact	Marc Rabb
SID Office Phone	(704) 406-4355
SID Cell Phone	(704) 974-3662
SID Email	mrabb@gardner-webb.edu
Athletic Website	GWUSports.com



GEORGIA

March 26 at Athens, GA • March 27 at Clemson, SC

General Information

Location	Athens, GA
Enrollment	34,667
President	Dr. Michael F. Adams
Athletic Director	Greg McGarity
Nickname	Bulldogs
Colors	Red & Black
Conference	Southeastern Conference
First Year of Baseball	1886

Stadium Information

Home Field	Foley Field
Capacity	3,291
Dimensions	LL - 350, LC - 370, C - 404, RC - 365, RL - 314

Coaching Information

Head Coach	David Perno (Georgia '91)
Record at Georgia (Seasons)	369-303-1 (11)
Career Record (Seasons)	369-303-1 (11)
Assistant Coaches	Jason Eller (Georgia State '98) Allen Osborne (Marshall '95) Jason Jacobs (Georgia '09)

Team Information

2012 Record (Rank)	31-26 (NR)
2012 SEC Record (Finish)	14-15 (5th (East))
2012 NCAA Tournament Record	0-0
Lettermen Returning/Lost	20/9
Position Starters Returning/Lost	6/3
Pitchers Returning/Lost	10/3
Series Record	Georgia leads 118-102-2

SID Information

Baseball Contact	Christopher Lakos
SID Office Phone	(706) 542-7994
SID Cell Phone	(706) 714-2934
SID Email	clakos@sports.uga.edu
Athletic Website	GeorgiaDogs.com

GEORGIA SOUTHERN

May 10,11,12 at Clemson, SC

General Information

Location	Statesboro, GA
Enrollment	20,547
President	Dr. Brooks A. Keel
Athletic Director	Tom Kleinlein
Nickname	Eagles
Colors	Blue & White
Conference	Southern Conference
First Year of Baseball	1933

Stadium Information

Home Field	J.I. Clements Stadium
Capacity	3,000
Dimensions	LL - 330, LC - 360, C - 385, RC - 360, RL - 330

Coaching Information

Head Coach	Rodney Hennon (Western Carolina '93)
Record at Georgia Southern (Seasons)	473-310 (13)
Career Record (Seasons)	554-348-1 (15)
Assistant Coaches	B.J. Green (Alabama '02) Chris Moore (Western Carolina '99) Josh McDonald (Georgia Southwestern '06)

Team Information

2012 Record (Rank)	33-27 (NR)
2012 SoCon Record (Finish)	15-15 (6th)
2012 NCAA Tournament Record	0-0
Lettermen Returning/Lost	20/11
Position Starters Returning/Lost	7/2
Pitchers Returning/Lost	8/7
Series Record	Clemson leads 51-27-1

SID Information

Baseball Contact	Barrett Gilham
SID Office Phone	(912) 478-5448
SID Cell Phone	(912) 678-5051
SID Email	bgilham@georgiasouthern.edu
Athletic Website	GS Eagles.com

GEORGIA TECH

April 26,27,28 at Clemson, SC

General Information

Location	Atlanta, GA
Enrollment	20,291
President	Dr. G.P. Peterson
Interim Athletic Director	Paul Griffin
Nickname	Yellow Jackets
Colors	Old Gold & White
Conference	Atlantic Coast Conference
First Year of Baseball	1895

Stadium Information

Home Field	Russ Chandler Stadium
Capacity	4,157
Dimensions	LL - 328, LC - 391, C - 400, RC - 353, RL - 334

Coaching Information

Head Coach	Danny Hall (Miami (OH) '77)
Record at Georgia Tech (Seasons)	817-375-1 (19)
Career Record (Seasons)	1025-492-1 (25)
Assistant Coaches	Bryan Prince (Georgia Tech '05) Jason Howell (North Carolina '02) Wally Crancer (Georgia Tech '07)

Team Information

2012 Record (Rank)	38-26 (NR)
2012 ACC Record (Finish)	12-18 (4th (Coastal))
2012 NCAA Tournament Record	2-2
Lettermen Returning/Lost	23/10
Position Starters Returning/Lost	7/1
Pitchers Returning/Lost	10/3
Series Record	Clemson leads 105-102-3

SID Information

Baseball Contact	Mike DeGeorge
SID Office Phone	(404) 894-5445
SID Cell Phone	(404) 263-9478
SID Email	mdegeorge@athletics.gatech.edu
Athletic Website	RamblinWreck.com

MARYLAND

May 4,5,6 at Clemson, SC

General Information

Location	College Park, MD
Enrollment	37,631
President	Wallace D. Loh
Athletic Director	Kevin Anderson
Nickname	Terrapins
Colors	Red, White, Black, & Gold
Conference	Atlantic Coast Conference
First Year of Baseball	1893

Stadium Information

Home Field	Bob Smith Stadium
Capacity	2,500
Dimensions	LL - 320, LC - 350, C - 380, RC - 350, RL - 325

Coaching Information

Head Coach	John Szefc (Drexel '89)
Record at Maryland (Seasons)	0-0 (0)
Career Record (Seasons)	212-137-1 (7)
Assistant Coaches	Jim Belanger (Louisville '08) Rob Vaughn (Kansas State '11) Corey Haines (Maryland '11)

Team Information

2012 Record (Rank)	32-24 (NR)
2012 ACC Record (Finish)	10-20 (T-5th (Atlantic))
2012 NCAA Tournament Record	0-0
Lettermen Returning/Lost	20/13
Position Starters Returning/Lost	6/2
Pitchers Returning/Lost	6/7
Series Record	Clemson leads 119-40

SID Information

Baseball Contact	Matthew Bertram
SID Office Phone	(301) 314-8093
SID Cell Phone	(347) 266-3480
SID Email	mbertram@umd.edu
Athletic Website	UMTerps.com

MIAMI (FL)

April 19,20,21 at Coral Gables, FL

General Information

Location	Coral Gables, FL
Enrollment	15,629
President	Dr. Donna E. Shalala
Interim Athletic Director	Blake James
Nickname	Hurricanes
Colors	Orange, Green, & White
Conference	Atlantic Coast Conference
First Year of Baseball	1940

Stadium Information

Home Field	Alex Rodriguez Park
Capacity	4,999
Dimensions	LL - 330, LC - 365, C - 400, RC - 365, RL - 330

Coaching Information

Head Coach	Jim Morris (Elon '73)
Record at Miami (Seasons)	850-321-3 (19)
Career Record (Seasons)	1354-588-4 (31)
Assistant Coaches	Gino DiMare (Miami (FL) '98) J.D. Arteaga (Miami (FL) '02) Lou Palmisano (Broward '03)

Team Information

2012 Record (Rank)	36-23 (NR)
2012 ACC Record (Finish)	16-14 (3rd (Coastal))
2012 NCAA Tournament Record	0-2
Lettermen Returning/Lost	18/10
Position Starters Returning/Lost	6/3
Pitchers Returning/Lost	10/3
Series Record	Miami leads 29-26-1

SID Information

Baseball Contact	Camron Ghorbi
SID Office Phone	(305) 284-3230
SID Cell Phone	(786) 877-7329
SID Email	c.ghorbi@miami.edu
Athletic Website	HurricaneSports.com

MOREHEAD STATE

March 19,20 at Clemson, SC

General Information

Location	Morehead, KY
Enrollment	11,172
President	Dr. Wayne D. Andrews
Athletic Director	Brian Hutchinson
Nickname	Eagles
Colors	Blue & Gold
Conference	Ohio Valley Conference
First Year of Baseball	1924

Stadium Information

Home Field	Allen Field
Capacity	1,500
Dimensions	LL - 320, C - 370, RL - 310

Coaching Information

Head Coach	Mike McGuire (South Carolina '92)
Record at Morehead State (Seasons)	0-0 (0)
Career Record (Seasons)	90-80 (3)
Assistant Coaches	Jeff Stanek (Duquesne '07) Adam Brown (Charleston Southern '07) Graham Johnson (Culver-Stockton '08)

Team Information

2012 Record (Rank)	28-27 (NR)
2012 OVC Record (Finish)	13-14 (T-5th)
2012 NCAA Tournament Record	0-0
Lettermen Returning/Lost	18/9
Position Starters Returning/Lost	6/3
Pitchers Returning/Lost	7/4
Series Record	Clemson leads 3-0

SID Information

Baseball Contact	Matt Segal
SID Office Phone	(606) 783-2557
SID Cell Phone	(317) 501-3627
SID Email	m.segal@moreheadstate.edu
Athletic Website	MSUEagles.com



NORTH CAROLINA

March 30,31, April 1 at Chapel Hill, NC

General Information

Location	Chapel Hill, NC
Enrollment	17,895
Chancellor	Holden Thorp
Athletic Director	Bubba Cunningham
Nickname	Tar Heels
Colors	Carolina Blue & White
Conference	Atlantic Coast Conference
First Year of Baseball	1867

Stadium Information

Home Field	Boshamer Stadium
Capacity	4,100
Dimensions	LL - 335, LC - 370, C - 400, RC - 355, RL - 340

Coaching Information

Head Coach	Mike Fox (North Carolina '78)
Record at North Carolina (Seasons)	635-262-1 (14)
Career Record (Seasons)	1174-403-5 (29)
Assistant Coaches	Scott Forbes (North Carolina Wesleyan '98) Scott Jackson (Campbell '98) Bryant Gaines (North Carolina '11)

Team Information

2012 Record (Rank)	46-16 (#17 BA, #17 CB, #17 SW)
2012 ACC Record (Finish)	22-8 (1st (Coastal))
2012 NCAA Tournament Record	2-2
Lettermen Returning/Lost	22/10
Position Starters Returning/Lost	7/2
Pitchers Returning/Lost	12/5
Series Record	Clemson leads 96-84-1

SID Information

Baseball Contact	Dave Schmidt
SID Office Phone	(919) 962-0084
SID Cell Phone	(919) 619-3344
SID Email	dschmidt@uncaa.unc.edu
Athletic Website	GoHeels.com

SOUTH CAROLINA

March 1 at Clemson, SC • March 2 at Greenville, SC • March 3 at Columbia, SC

General Information

Location	Columbia, SC
Enrollment	30,721
President	Dr. Harris Pastides
Athletic Director	Ray Tanner
Nickname	Gamecocks
Colors	Garnet & Black
Conference	Southeastern Conference
First Year of Baseball	1892

Stadium Information

Home Field	Carolina Stadium
Capacity	8,242
Dimensions	LL - 325, LC - 375, C - 400, RC - 375, RL - 325

Coaching Information

Head Coach	Chad Holbrook (North Carolina '94)
Record at South Carolina (Seasons)	0-0 (0)
Career Record (Seasons)	0-0 (0)
Assistant Coaches	Jerry Meyers (Iowa State '87) Sammy Esposito (N.C. State '03) Brian Buscher (South Carolina '11)

Team Information

2012 Record (Rank)	49-20 (#2 BA, #2 CB, #2 SW)
2012 SEC Record (Finish)	18-11 (1st (East))
2012 NCAA Tournament Record	9-3
Lettermen Returning/Lost	25/8
Position Starters Returning/Lost	6/3
Pitchers Returning/Lost	13/4
Series Record	Clemson leads 169-129-2

SID Information

Baseball Contact	Andrew Kitick
SID Office Phone	(803) 777-5257
SID Cell Phone	(803) 240-4150
SID Email	kitick@mailbox.sc.edu
Athletic Website	GamecocksOnline.com

N.C. STATE

March 8,9,10 at Raleigh, NC

General Information

Location	Raleigh, NC
Enrollment	34,767
Chancellor	Dr. Randy Woodson
Athletic Director	Deborah A. Yow
Nickname	Wolfpack
Colors	Red & White
Conference	Atlantic Coast Conference
First Year of Baseball	1903

Stadium Information

Home Field	Doak Field
Capacity	2,500
Dimensions	LL - 325, LC - 370, C - 400, RC - 370, RL - 330

Coaching Information

Head Coach	Elliott Avent (Virginia Commonwealth '83)
Record at N.C. State (Seasons)	599-382 (16)
Career Record (Seasons)	823-595 (24)
Assistant Coaches	Tom Holliday (Miami (FL) '75) Chris Hart (Florida State '03) Brian Ward (N.C. State '00)

Team Information

2012 Record (Rank)	43-20 (#12 BA, #12 CB, #13 SW)
2012 ACC Record (Finish)	19-11 (2nd (Atlantic))
2012 NCAA Tournament Record	4-3
Lettermen Returning/Lost	20/6
Position Starters Returning/Lost	6/4
Pitchers Returning/Lost	10/1
Series Record	Clemson leads 110-73-1

SID Information

Baseball Contact	Cavan Fosnes
SID Office Phone	(919) 515-2102
SID Cell Phone	(919) 896-1863
SID Email	cafosnes@ncsu.edu
Athletic Website	GoPack.com

USC UPSTATE

May 14 at Clemson, SC

General Information

Location	Spartanburg, SC
Enrollment	5,500
Chancellor	Dr. Thomas Moore
Athletic Director	Mike Hall
Nickname	Spartans
Colors	Green, White, & Black
Conference	Atlantic Sun Conference
First Year of Baseball	1986

Stadium Information

Home Field	Harley Park
Capacity	500
Dimensions	LL - 335, LC - 383, C - 402, RC - 383, RL - 335

Coaching Information

Head Coach	Matt Fincher (Georgia Southern '84)
Record at USC Upstate (Seasons)	345-471 (15)
Career Record (Seasons)	345-471 (15)
Assistant Coaches	Grant Rembert (Elon '05) Wes Wrenn (The Citadel '09)

Team Information

2012 Record (Rank)	33-20 (NR)
2012 ASC Record (Finish)	16-10 (2nd)
2012 NCAA Tournament Record	0-0
Lettermen Returning/Lost	19/9
Position Starters Returning/Lost	6/3
Pitchers Returning/Lost	10/3
Series Record	Clemson leads 2-0

SID Information

Baseball Contact	David Beall
SID Office Phone	(864) 503-5166
SID Cell Phone	(404) 513-9272
SID Email	dbeall@uscupstate.edu
Athletic Website	UpstateSpartans.com

PRESBYTERIAN COLLEGE

April 10 at Clemson, SC

General Information

Location	Clinton, SC
Enrollment	1,350
President	Dr. John V. Griffith
Athletic Director	Brian Reese
Nickname	Blue Hose
Colors	Garnet & Blue
Conference	Big South Conference
First Year of Baseball	1895

Stadium Information

Home Field	PC Baseball Complex
Capacity	500
Dimensions	LL - 325, LC - 375, C - 400, RC - 375, RL - 325

Coaching Information

Head Coach	Elton Pollock (Presbyterian College '95)
Record at Presbyterian College (Seasons)	143-295 (8)
Career Record (Seasons)	143-295 (8)
Assistant Coaches	Josh Davis (Charleston Southern '05) Mark Crocco (Wingate '10) Jeff Tatum (Presbyterian College '10)

Team Information

2012 Record (Rank)	24-31 (NR)
2012 BSC Record (Finish)	10-14 (9th)
2012 NCAA Tournament Record	0-0
Lettermen Returning/Lost	17/11
Position Starters Returning/Lost	7/4
Pitchers Returning/Lost	8/7
Series Record	Clemson leads 60-21

SID Information

Baseball Contact	Ryan Real
SID Office Phone	(864) 833-7095
SID Cell Phone	(502) 931-5651
SID Email	rtreal@presby.edu
Athletic Website	GoBlueHose.com

VIRGINIA

March 15,16,17 at Clemson, SC

General Information

Location	Charlottesville, VA
Enrollment	20,399
President	Teresa A. Sullivan
Athletic Director	Craig Littlepage
Nickname	Cavaliers
Colors	Orange & Blue
Conference	Atlantic Coast Conference
First Year of Baseball	1889

Stadium Information

Home Field	UVa Baseball Stadium
Capacity	4,980
Dimensions	LL - 332, LC - 370, C - 404, RC - 370, RL - 332

Coaching Information

Head Coach	Brian O'Connor (Creighton '93)
Record at Virginia (Seasons)	411-149-2 (9)
Career Record (Seasons)	411-149-2 (9)
Assistant Coaches	Kevin McMullan (Indiana (PA) '90) Karl Kuhn (Florida '92) Matt Kirby (William & Mary '03)

Team Information

2012 Record (Rank)	39-19-1 (#25 BA, #23 SW)
2012 ACC Record (Finish)	18-12 (2nd (Coastal))
2012 NCAA Tournament Record	1-2
Lettermen Returning/Lost	19/9
Position Starters Returning/Lost	6/3
Pitchers Returning/Lost	8/5
Series Record	Clemson leads 102-48

SID Information

Baseball Contact	Andy Fledderjohann
SID Office Phone	(434) 982-5131
SID Cell Phone	(434) 906-0075
SID Email	fledder@virginia.edu
Athletic Website	VirginiaSports.com

WAKE FOREST

April 12,13,14 at Clemson, SC

General Information

Location	Winston-Salem, NC
Enrollment	4,775
President	Dr. Nathan O. Hatch
Athletic Director	Ron Wellman
Nickname	Demon Deacons
Colors	Old Gold & Black
Conference	Atlantic Coast Conference
First Year of Baseball	1891

Stadium Information

Home Field	Wake Forest Baseball Park
Capacity	6,000
Dimensions	LL - 310, LC - 370, C - 400, RC - 367, RL - 300

Coaching Information

Head Coach	Tom Walter (Georgetown '91)
Record at Wake Forest (Seasons)	76-92 (3)
Career Record (Seasons)	502-420 (16)
Assistant Coaches	Dennis Healy (George Washington '96) Bill Cilenito (Siena '03) T.J. Baxter (New Orleans '08)

Team Information

2012 Record (Rank)	33-24 (NR)
2012 ACC Record (Finish)	13-17 (4th (Atlantic))
2012 NCAA Tournament Record	0-0
Lettermen Returning/Lost	20/10
Position Starters Returning/Lost	7/2
Pitchers Returning/Lost	9/7
Series Record	Clemson leads 121-53-1

SID Information

Baseball Contact	Steven Wright
SID Office Phone	(336) 758-4120
SID Cell Phone	(513) 594-0411
SID Email	wrights@wfu.edu
Athletic Website	WakeForestSports.com

WINTHROP

February 26 at Clemson, SC

General Information

Location	Rock Hill, SC
Enrollment	6,400
President	Dr. Anthony J. DiGiorgio
Athletic Director	Tom Hickman
Nickname	Eagles
Colors	Garnet & Gold
Conference	Big South Conference
First Year of Baseball	1980

Stadium Information

Home Field	The Winthrop Ballpark
Capacity	1,800
Dimensions	LL - 325, LC - 370, C - 390, RC - 370, RL - 325

Coaching Information

Head Coach	Tom Riginos (Stetson '90)
Record at Winthrop (Seasons)	44-65 (2)
Career Record (Seasons)	44-65 (2)
Assistant Coaches	Clint Chrysler (Daytona State '09) Ben Hall (Clemson '07) Wilson Boyd (Clemson '10)

Team Information

2012 Record (Rank)	17-35 (NR)
2012 BSC Record (Finish)	9-14 (10th)
2012 NCAA Tournament Record	0-0
Lettermen Returning/Lost	19/11
Position Starters Returning/Lost	5/4
Pitchers Returning/Lost	7/4
Series Record	Clemson leads 18-4

SID Information

Baseball Contact	Jack Frost
SID Office Phone	(803) 323-2129 x6245
SID Cell Phone	N/A
SID Email	frostj@winthrop.edu
Athletic Website	WinthropEagles.com

WESTERN CAROLINA

April 9 at Cullowhee, NC • April 24 at Clemson, SC

General Information

Location	Cullowhee, NC
Enrollment	9,600
Chancellor	Dr. David O. Belcher
Athletic Director	Randy Eaton
Nickname	Catamounts
Colors	Purple & Gold
Conference	Southern Conference
First Year of Baseball	1929

Stadium Information

Home Field	Hennon Stadium
Capacity	1,500
Dimensions	LL - 325, LC - 375, C - 390, RC - 375, RL - 325

Coaching Information

Head Coach	Bobby Moranda (Eastern Kentucky '86)
Record at Western Carolina (Seasons)	156-126-2 (5)
Career Record (Seasons)	156-126-2 (5)
Assistant Coaches	Alan Beck (Western Carolina '04) Bruce Johnson (Western Carolina '09) Brandon Johnson (Western Carolina '12)

Team Information

2012 Record (Rank)	32-24 (NR)
2012 SoCon Record (Finish)	16-14 (5th)
2012 NCAA Tournament Record	0-0
Lettermen Returning/Lost	23/5
Position Starters Returning/Lost	7/1
Pitchers Returning/Lost	12/3
Series Record	Clemson leads 54-15

SID Information

Baseball Contact	Daniel Hooker
SID Office Phone	(828) 227-2339
SID Cell Phone	(828) 508-2494
SID Email	dhooker@email.wcu.edu
Athletic Website	CatamountSports.com

WOFFORD

March 6 at Clemson, SC

General Information

Location	Spartanburg, SC
Enrollment	1,600
President	Dr. Benjamin B. Dunlap
Athletic Director	Richard Johnson
Nickname	Terriers
Colors	Old Gold & Black
Conference	Southern Conference
First Year of Baseball	1889

Stadium Information

Home Field	Russell C. King Field
Capacity	2,500
Dimensions	LL - 325, LC - 375, C - 395, RC - 375, RL - 325

Coaching Information

Head Coach	Todd Interdonato (UNC Asheville '00)
Record at Wofford (Seasons)	102-170 (5)
Career Record (Seasons)	102-170 (5)
Assistant Coaches	Jason Burke (Southern Wesleyan '04) J.J. Edwards (Sacred Heart '10) Ryan Price (Saint Rose '10)

Team Information

2012 Record (Rank)	22-32 (NR)
2012 SoCon Record (Finish)	9-21 (10th)
2012 NCAA Tournament Record	0-0
Lettermen Returning/Lost	18/14
Position Starters Returning/Lost	4/4
Pitchers Returning/Lost	7/7
Series Record	Clemson leads 76-23-1

SID Information

Baseball Contact	Brent Williamson
SID Office Phone	(864) 597-4093
SID Cell Phone	(864) 809-8900
SID Email	williamsondb@wofford.edu
Athletic Website	WoffordTerriers.com

WILLIAM & MARY

February 15,16,17 at Clemson, SC

General Information

Location	Williamsburg, VA
Enrollment	8,200
President	W. Taylor Reveley III
Athletic Director	Terry Driscoll
Nickname	Tribe
Colors	Green, Gold, & Silver
Conference	Colonial Athletic Association
First Year of Baseball	1895

Stadium Information

Home Field	Plumeri Park
Capacity	1,000
Dimensions	LL - 325, LC - 370, C - 400, RC - 370, RL - 325

Coaching Information

Head Coach	Jamie Pinzino (Tufts '97)
Record at William & Mary (Seasons)	0-0 (0)
Career Record (Seasons)	173-150 (6)
Assistant Coaches	Brian Murphy (Merrimack '03) Brian Casey (Tufts '07)

Team Information

2012 Record (Rank)	31-25 (NR)
2012 CAA Record (Finish)	12-18 (9th)
2012 NCAA Tournament Record	0-0
Lettermen Returning/Lost	17/11
Position Starters Returning/Lost	6/3
Pitchers Returning/Lost	7/6
Series Record	Clemson leads 3-0

SID Information

Baseball Contact	Travis Lawson
SID Office Phone	(757) 221-3344
SID Cell Phone	(540) 308-5005
SID Email	tlawson@wm.edu
Athletic Website	TribeAthletics.com

WRIGHT STATE

February 22,23,24 at Clemson, SC

General Information

Location	Dayton, OH
Enrollment	18,786
President	Dr. David Hopkins
Athletic Director	Bob Grant
Nickname	Raiders
Colors	Hunter Green & Gold
Conference	Horizon League
First Year of Baseball	1971

Stadium Information

Home Field	Nischwitz Stadium
Capacity	750
Dimensions	LL - 330, LC - 377, C - 400, RC - 377, RL - 330

Coaching Information

Head Coach	Rob Cooper (Miami (FL) '94)
Record at Wright State (Seasons)	261-200 (8)
Career Record (Seasons)	261-200 (8)
Assistant Coaches	Greg Lovelady (Miami (FL) '01) Ross Oeder (Wright State '08) Justin Parker (Wright State '12)

Team Information

2012 Record (Rank)	37-21 (NR)
2012 HL Record (Finish)	20-10 (2nd)
2012 NCAA Tournament Record	0-0
Lettermen Returning/Lost	16/10
Position Starters Returning/Lost	3/6
Pitchers Returning/Lost	10/4
Series Record	Clemson leads 3-0

SID Information

Baseball Contact	Matt Zircher
SID Office Phone	(937) 775-2831
SID Cell Phone	(937) 304-6586
SID Email	matt.zircher@wright.edu
Athletic Website	WSURaiders.com



Opponent ^(First Game - Last Game)	G	W	L	Win %	^CU	^Opp	Home	Away	Neutral
Adelphi ⁽¹⁹⁵⁹⁾	1	1	0	1.000	16	8	1-0		
Alabama ⁽¹⁹¹⁸⁻¹⁰⁾	26	13	13	.500	160	150	6-5	4-6	3-2
Alabama-Birmingham ⁽²⁰¹²⁾	3	2	1	.667	14	7	2-1		
Appalachian State ⁽¹⁹⁷³⁻⁹⁷⁾	20	18	2	.900	166	63	16-2	2-0	
Arizona ⁽¹⁹⁵⁸⁻⁹⁰⁾	5	2	3	.400	27	23			2-3
Arizona State ⁽¹⁹⁷⁷⁻¹⁰⁾	4	1	3	.250	19	28		0-2	1-1
Arkansas ⁽¹⁹⁸⁷⁻⁰²⁾	6	3	3	.500	40	34	2-1	1-0	0-2
Arkansas State ⁽¹⁹⁹⁵⁾	1	1	0	1.000	7	2			1-0
Armstrong State ⁽¹⁹⁸⁹⁾	2	1	1	.500	7	6			1-1
Auburn ^{***⁽¹⁹⁰¹⁻²⁰¹⁰⁾}	93	42	48	.468	506	552	16-17	18-29-3	8-2
Augusta ⁽¹⁹⁸⁴⁻⁹¹⁾	3	3	0	1.000	42	7	2-0	1-0	
Austin Peay State ⁽¹⁹⁷³⁾	1	1	0	1.000	8	4			1-0
Ball State ⁽¹⁹⁸⁴⁾	3	1	2	.333	15	11	1-2		
Baylor ⁽²⁰⁰⁵⁾	3	1	2	.333	6	15		1-2	
Belmont Abbey ⁽¹⁹⁰⁴⁻⁷¹⁾	6	6	0	1.000	58	16	3-0	3-0	
Birmingham-Southern ⁽¹⁹²³⁻⁰⁴⁾	4	3	1	.750	21	15		1-1	2-0
Boston College⁽²⁰⁰⁶⁻¹²⁾	21	15	6	.714	144	100	8-4	7-2	
Bradley ⁽¹⁹⁵⁰⁾	2	1	1	.500	10	3			1-1
Brigham Young ⁽¹⁹⁸⁸⁾	1	0	1	.000	2	9			0-1
Buffalo ⁽¹⁹⁶⁹⁾	3	3	0	1.000	61	9	3-0		
California ⁽¹⁹⁸⁰⁻⁹⁷⁾	4	1	3	.250	40	33	1-2		0-1
California State-Fullerton ⁽²⁰⁰⁶⁾	1	0	1	.000	6	7			0-1
California State-Los Angeles ⁽¹⁹⁷⁷⁾	1	0	1	.000	0	1			0-1
California State-Northridge ⁽¹⁹⁹⁷⁾	2	1	1	.500	13	25			1-1
California-Irvine ⁽²⁰⁰⁵⁾	3	3	0	1.000	18	8	3-0		
California-Los Angeles ⁽¹⁹⁹²⁾	1	0	1	.000	5	6			0-1
Campbell ⁽¹⁹⁸²⁻⁹⁰⁾	5	3	2	.600	37	22	3-1	0-1	
Central Florida ⁽¹⁹⁹⁸⁻⁰⁸⁾	8	5	3	.625	45	35	1-2	3-0	1-1
Central Michigan ⁽¹⁹⁷³⁾	1	0	1	.000	4	8	0-1		
Charleston Southern⁽¹⁹⁷⁶⁻¹²⁾	16	16	0	1.000	143	48	13-0	3-0	
Charleston, College of ⁽¹⁸⁹⁹⁻²⁰¹²⁾	24	23	1	.958	212	76	16-1	7-0	
Charlotte ⁽¹⁹⁸⁵⁻¹⁰⁾	14	11	3	.786	142	63	8-2	3-1	
Cincinnati ⁽¹⁹³⁶⁻¹¹⁾	4	2	2	.500	34	25	1-1		1-1
Citadel, The ⁽¹⁹⁰⁰⁻²⁰⁰⁴⁾	101	83	18	.822	863	417	48-7	30-11	5-0
Coastal Carolina ⁽¹⁹⁸⁶⁻¹²⁾	50	42	8	.840	449	218	30-6	10-2	2-0
Colorado State ⁽¹⁹⁵⁹⁾	1	1	0	1.000	7	1			1-0
Columbus ⁽¹⁹⁷⁷⁻⁹¹⁾	8	7	1	.875	70	23	2-0	5-1	
Connecticut ⁽²⁰¹¹⁾	2	0	2	.000	7	21	0-2		
Cornell ⁽¹⁸⁹⁹⁻⁸⁰⁾	6	4	2	.667	40	34	3-1		1-1
Creighton ⁽¹⁹⁹⁰⁻⁹⁹⁾	5	1	4	.200	29	35			1-4
Davidson ⁽¹⁹⁰³⁻²⁰¹¹⁾	37	28	9	.757	373	135	20-3	8-5	0-1
Dayton ⁽²⁰¹⁰⁾	1	1	0	1.000	6	5	1-0		
Delaware ⁽¹⁹⁹⁹⁾	1	1	0	1.000	17	3			1-0
Duke^{**⁽¹⁹⁰⁴⁻²⁰¹²⁾}	191	124	65	.654	1357	885	64-24-1	50-28-1	10-13
East Carolina ⁽¹⁹⁶⁸⁻⁰⁵⁾	22	13	9	.591	120	83	9-2	4-6	0-1
East Tennessee State ⁽¹⁹⁶⁹⁻¹¹⁾	26	20	6	.769	204	81	18-4	2-2	
Eastern Kentucky ⁽¹⁹⁹²⁾	2	2	0	1.000	29	0	2-0		
Eastern Michigan ⁽¹⁹⁷⁵⁻¹¹⁾	5	2	3	.400	30	19	2-1	0-1	0-1
Elon ⁽¹⁹²⁰⁻¹²⁾	21	14	7	.667	144	114	13-7		1-0
Erskine ⁽¹⁸⁹⁸⁻⁸⁵⁾	102	72	30	.706	537	335	34-10	30-14	8-6
Florida ⁽¹⁹²⁸⁻⁸³⁾	30	12	18	.400	186	200	1-1	9-16	2-1
Florida Atlantic ⁽¹⁹⁹⁸⁾	2	1	1	.500	11	11	1-1		
Florida Gulf Coast ⁽²⁰¹⁰⁾	4	3	1	.750	32	15	3-1		
Florida International ⁽¹⁹⁸⁵⁻⁸⁷⁾	4	2	2	.500	14	19	1-1	1-1	
Florida Southern ⁽¹⁹⁷⁴⁻⁷⁶⁾	4	2	2	.500	22	13		2-2	
Florida State^{**⁽¹⁹⁵⁸⁻¹²⁾}	125	58	66	.468	714	759	30-19	15-35-1	13-12
Fordham ⁽¹⁹⁸⁸⁾	1	1	0	1.000	3	2			1-0
Francis Marion ⁽¹⁹⁷⁶⁻⁸⁶⁾	10	9	1	.900	95	37	4-1	5-0	
Fresno State ⁽¹⁹⁸⁸⁻⁹⁴⁾	6	2	4	.333	44	51		0-1	2-3
Furman^{***⁽¹⁸⁹⁶⁻²⁰¹²⁾}	201	140	57	.706	1602	916	77-26-1	50-28-2	13-3-1
Gardner-Webb ⁽¹⁹⁷⁵⁻¹¹⁾	8	8	0	1.000	84	22	7-0	1-0	
George Mason ⁽¹⁹⁹⁵⁻⁰⁷⁾	9	8	1	.889	106	20	8-1		
George Washington ⁽¹⁹⁵⁸⁻⁸⁸⁾	4	3	1	.750	17	13	1-0	0-1	2-0
Georgia^{**⁽¹⁹⁰⁰⁻²⁰¹²⁾}	222	102	118	.464	1343	1304	55-47-2	44-68	3-3
Georgia Southern^{**⁽¹⁹⁵⁹⁻¹⁰⁾}	79	51	27	.652	611	386	26-12	19-15-1	6-0
Georgia Tech^{***⁽¹⁹⁰²⁻²⁰¹²⁾}	210	105	102	.507	1341	1270	45-23-1	41-71-2	19-8
Gordon Military ⁽¹⁹⁰⁹⁾	1	0	1	.000	3	5			0-1
Grand Canyon ⁽¹⁹⁹⁴⁾	2	2	0	1.000	12	1			2-0
Guilford ⁽¹⁹¹⁸⁾	2	0	2	.000	3	7	0-2		
Hawaii ⁽¹⁹⁹⁴⁾	1	1	0	1.000	7	3			1-0
Hawaii-Hilo ⁽¹⁹⁹⁴⁾	3	3	0	1.000	29	9			3-0
High Point ⁽¹⁹⁷⁶⁻⁰⁸⁾	9	9	0	1.000	64	14	8-0	1-0	
Hobart ⁽¹⁹⁰²⁾	1	1	0	1.000	10	2	1-0		
Holy Cross ⁽¹⁹⁵⁸⁻¹²⁾	2	1	1	.500	20	21	1-0		0-1
Howard ⁽¹⁹⁷⁸⁻⁸²⁾	10	10	0	1.000	102	28	10-0		
Illinois ⁽¹⁹⁸⁶⁻⁰⁰⁾	3	3	0	1.000	24	10	3-0		
Jacksonville ⁽¹⁹⁶⁹⁻⁹⁵⁾	5	3	2	.600	32	29	2-0	1-2	
James Madison ⁽¹⁹⁷⁶⁻⁰⁶⁾	18	16	2	.889	146	64	15-0	1-2	
Kansas ⁽¹⁹⁹³⁻⁰⁶⁾	4	2	2	.500	17	20	2-1		0-1
Kansas State ⁽¹⁹⁹³⁻⁹⁹⁾	4	3	1	.750	31	17	3-0		0-1
Kent State ^{**⁽¹⁹⁶⁹⁾}	3	1	1	.500	29	16	1-1-1		
Kentucky ⁽¹⁹⁵⁰⁻⁹⁷⁾	9	6	3	.667	50	35	6-1		0-2
Lewis ⁽¹⁹⁷⁷⁻⁷⁸⁾	6	6	0	1.000	31	12	6-0		
Lewis-Clark State ⁽¹⁹⁹⁴⁾	1	0	1	.000	2	9			0-1
Liberty ⁽¹⁹⁸⁸⁻⁰⁰⁾	5	2	3	.400	39	38	2-2	0-1	
Long Beach State ⁽¹⁹⁸⁸⁻⁹¹⁾	2	1	1	.500	21	19			1-1
Louisiana-Lafayette ⁽¹⁹⁹¹⁻⁰⁰⁾	3	1	2	.333	29	23			1-2
Louisville ⁽¹⁹⁷⁰⁻⁷²⁾	6	6	0	1.000	55	5	6-0		

Opponent ^(First Game - Last Game)	G	W	L	Win %	^CU	^Opp	Home	Away	Neutral
Maine ⁽¹⁹⁹¹⁻¹²⁾	17	16	1	.941	164	69	15-1	1-0	
Marshall ⁽¹⁹⁷⁵⁻⁹⁰⁾	17	15	2	.882	179	53	15-1		0-1
Maryland⁽¹⁹²³⁻¹²⁾	159	119	40	.748	1168	643	65-8	43-28	11-4
Massachusetts ⁽¹⁹⁵⁹⁻⁶⁹⁾	6	5	1	.833	49	28	5-1		
Memphis ⁽²⁰⁰⁷⁾	3	2	1	.667	19	10	2-1		
Mercer ^{*(1901-2008)}	35	19	15	.557	184	140	10-1	9-14-1	
Miami (FL)^{**⁽¹⁹⁷⁷⁻¹²⁾}	56	26	29	.473	328	346	11-7	9-14-1	6-8
Miami (OH) ⁽¹⁹⁶⁵⁻¹⁰⁾	4	4	0	1.000	49	1	4-0		
Michigan ⁽¹⁹²⁵⁻²⁹⁾	6	0	6	.000	12	48	0-6		
Michigan State ^{*(1935-11)}	17	7	9	.441	101	122	4-9-1		3-0
Middle Tennessee ⁽²⁰⁰⁰⁾	2	2	0	1.000	25	3	2-0		
Mississippi ⁽¹⁹²³⁻⁸⁴⁾	15	7	8	.467	64	87		6-8	1-0
Mississippi College ⁽¹⁹²³⁾	2	1	1	.500	4	2	1-1		
Mississippi State ⁽¹⁹⁶⁸⁻⁰⁷⁾	13	8	5	.615	75	61	3-0	4-5	1-0
Missouri State ⁽¹⁹⁹³⁻⁹⁹⁾	5	4	1	.800	33	46			4-1
Morehead State⁽¹⁹⁹⁷⁾	3	3	0	1.000	16	3	3-0		
Navy ⁽¹⁹⁶³⁻⁹⁵⁾	2	2	0	1.000	25	8	1-0		1-0
Nebraska ⁽¹⁹⁹³⁻⁰²⁾	2	1	1	.500	11	15			1-1
Nevada ⁽¹⁹⁹⁷⁻⁹⁹⁾	2	1	1	.500	18	16			1-1
Nevada-Las Vegas ⁽¹⁹⁹¹⁻⁰¹⁾	9	5	4	.555	71	52	2-1	3-3	
New Hampshire ^{†⁽¹⁹⁹⁴⁾}	1	1	0	1.000	4	1	1-0		
New Orleans ⁽¹⁹⁸⁵⁻⁸⁹⁾	7	3	4	.429	49	48		1-2	2-2
New York Tech ⁽²⁰⁰¹⁾	3	3	0	1.000	51	3	3-0		
Newberry ^{†⁽¹⁹⁰⁰⁻⁷⁸⁾}	88	50	37	.574	475	369	25-11-1	24-25	1-1
North Carolina^{**⁽¹⁹⁰¹⁻²⁰¹²⁾}	181	96	84	.533	965	885	45-31-1	36-41	15-12
North Carolina A&T ⁽²⁰⁰⁵⁾	1	1	0	1.000	12	2	1-0		
North Carolina State^{**⁽¹⁹²¹⁻¹²⁾}	184	110	73	.601	1264	1002	56-24-1	40-37	14-12
North Carolina-Asheville ⁽¹⁹⁹⁸⁻⁰⁹⁾	4	4	0	1.000	57	13	4-0		
North Carolina-Greensboro ⁽²⁰⁰⁸⁾	2	2	0	1.000	17	15	2-0		
North Carolina-Wilmington ⁽¹⁹⁷⁶⁻⁰⁹⁾	42	34	8	.810	342	157	21-3	13-5	
North Georgia ⁽¹⁹⁰⁹⁻²⁵⁾	5	3	2	.600	41	24	3-2		
Northwestern ⁽¹⁹⁹⁷⁾	2	2	0	1.000	22	9			2-0
Notre Dame ⁽¹⁹⁹⁴⁾	1	0	1	.000	1	8	0-1		
Oglethorpe ⁽¹⁹¹⁷⁻⁵⁹⁾	14	6	8	.429	61	72	2-3	4-5	
Ohio ^{*(1937-01)}	33	19	13	.593	217	176	19-13-1		
Ohio State ⁽¹⁹⁵⁴⁻⁰³⁾	15	10	5	.667	86	62	9-3		1-2
Oklahoma ⁽¹⁹⁹²⁻¹⁰⁾	2	1	1	.500	12	11			1-1
Oklahoma State ⁽¹⁹⁹¹⁻⁰⁹⁾	6	4	2	.667	39	19	2-1		2-1
Old Dominion ⁽¹⁹⁸³⁻⁰⁵⁾	38	31	7	.816	249	122	27-5	4-2	
Oral Roberts ⁽²⁰⁰⁵⁻⁰⁶⁾	3	3	0	1.000	25	16	3-0		
Oregon State ⁽¹⁹⁸⁸⁻⁰¹⁾	5	3	2	.600	42	29			3-2
Pacific ⁽²⁰⁰⁷⁾	3	3	0	1.000	17	10	3-0		
Penn State ⁽¹⁹⁵⁹⁻⁷⁵⁾	2	0	2	.000	4	12			0-2
Presbyterian College⁽¹⁹⁰⁶⁻²⁰¹²⁾	81	60	21	.741	611	347	35-8	22-10	3-3
Princeton ⁽¹⁹⁹¹⁻⁰³⁾	2	2	0	1.000	20	11			2-0
Purdue ⁽²⁰⁰²⁾	3	3	0	1.000	18	11	3-0		
Rhode Island ⁽¹⁹⁶⁷⁻⁶⁸⁾	5	3	2	.600	26	19	3-2		
Rice ⁽¹⁹⁹⁴⁻⁰⁰⁾	4	2	2	.500	25	26			2-2
Richmond ⁽¹⁹¹⁵⁻⁰¹⁾	4	3	1	.750	33	21	3-1		
Rider ⁽¹⁹⁷⁰⁾	2	2	0	1.000	10	3	2-0		
Riverside Military ⁽¹⁹⁰⁹⁻¹⁰⁾	3	2	1	.667	11	10	2-0	0-1	
Rollins ⁽¹⁹⁵⁰⁻⁸⁰⁾	11	4	7	.364	60	59	1-1	3-6	
Rutgers ⁽¹⁹⁸⁸⁻⁹³⁾	2	1	1	.500	8	9			1-1
Sacred Heart ⁽²⁰¹¹⁾	1	1	0	1.000	11	1	1-0		
Saint John's ⁽¹⁹⁷⁵⁻⁰⁷⁾	6	5	1	.833	46	19	1-0		4-1
San Jose State ⁽²⁰⁰⁰⁾	1	1	0	1.000	10	6			1-0
Seton Hall ⁽¹⁹⁸⁷⁻⁰¹⁾	6	6	0	1.000	70	26	5-0		1-0
Siena ⁽¹⁹⁹⁶⁾	2	2	0	1.000	27	5	2-0		
South Alabama ⁽¹⁹⁷³⁻⁰²⁾	11	6	5	.545	70	55	4-3	2-2	
South Carolina^{**⁽¹⁸⁹⁹⁻²⁰¹²⁾}	300	169	129	.567	1803	1513	96-42	66-79-2	7-8
South Carolina-Aiken ⁽¹⁹⁸⁴⁻⁸⁵⁾	2	2	0	1.000	26	6	1-0	1-0	
South Carolina-Upstate⁽²⁰⁰⁹⁻¹⁰⁾	2	2	0	1.000	36	4	2-0		
South Florida ⁽¹⁹⁹⁶⁻⁹⁸⁾	4	2	2	.500	15	15	1-2		1-0
Southern California ^{†⁽¹⁹⁹⁰⁻⁹⁸⁾}	2	0	2	.000	5	9	0-1		0-1
Southern Mississippi ⁽²⁰¹⁰⁾	1	1	0	1.000	10	1			1-0
Springfield ⁽¹⁹⁶⁷⁻⁶⁸⁾	3	3	0	1.000	22	6	3-0		
Stanford ⁽¹⁹⁹⁵⁻⁰⁰⁾	2	0	2	.000	7	18			0-2
Stetson ⁽¹⁹⁷⁶⁻⁹⁸⁾	7	6	1	.857	71	30	3-0	1-1	2-0
Tampa ⁽¹⁹⁹²⁾	3	3	0	1.000	34	6	3-0		
Temple ⁽¹⁹⁷⁷⁾	1	1	0	1.000	13	4			1-0
Tennessee ^{†⁽¹⁹²⁵⁻⁹⁷⁾}	34	23	11	.676	237	158	14-3	8-5	1-3
Tennessee Tech ⁽²⁰⁰³⁻¹²⁾	5	5	0	1.000	39	17	5-0		
Texas A&M ⁽¹⁹⁹⁹⁾	3	1	2	.333	17	28		1-2	
Texas State ⁽¹⁹⁹⁷⁾	1	0	1	.000	7	12			0-1
Texas Tech ⁽¹⁹⁹³⁻⁰⁴⁾	4	2	2	.500	25	21		1-2	1-0
Texas-Arlington ⁽¹⁹⁹⁰⁻⁹⁵⁾	2	2	0	1.000	26	5		1-0	1-0
Toledo ⁽¹⁹⁷⁶⁻⁷⁷⁾	8	5	3	.625	48	25	5-3		
Troy ⁽¹⁹⁸²⁾	2	1	1	.500	7	5		1-1	
Valdosta State ⁽¹⁹⁷⁸⁻⁸⁷⁾	17	13	4	.765	100	60	2-0	11-4	
Vanderbilt ^{†⁽¹⁹⁸⁴⁻⁸⁶⁾}	3	2	1	.667	26	13	1-1	1-0	
Vermont ⁽¹⁹⁷⁰⁾	1	1	0	1.000	14	2	1-0		
Villanova ⁽¹⁹⁹¹⁾	1	1	0	1.000	8	3			1-0
Virginia⁽¹⁹⁵⁵⁻¹²⁾	150	102	48	.680	1059	627	52-13	40-27	10-8
Virginia Military ⁽¹⁹¹⁶⁾	1	1	0	1.000	2	0		1-0	
Virginia Tech ^{**⁽¹⁹⁰²⁻²⁰¹¹⁾}	61	36	23	.607	359	283	21-7-1	10-14-1	5-2
Wake Forest^{**⁽¹⁹⁰¹⁻²⁰¹²⁾}	175	121	53	.694	1208	871	61-19-1	46-30	14-4
Washington ⁽¹⁹⁹⁴⁻⁹⁹⁾	3	2	1	.667	17	16			2-1
Washington & Lee ⁽¹⁹⁴⁸⁻⁵⁴⁾	3	2	1	.667	42	10	2-1		

AGAINST ALL COMPETITION

OPPONENTS

Opponent ^(First Game - Last Game)	G	W	L	Win %	^CU	^Opp	Home	Away	Neutral
Washington State ⁽¹⁹⁸⁸⁾	1	0	1	.000	5	6			0-1
West Virginia ⁽¹⁹⁵¹⁻⁰⁵⁾	10	10	0	1.000	87	20	6-0		4-0
West Virginia Wesleyan ⁽¹⁹¹⁶⁻¹⁷⁾	3	1	2	.333	12	17	1-2		
Western Carolina ⁽¹⁹⁷⁴⁻¹²⁾	69	54	15	.783	591	331	38-5	15-10	1-0
Western Michigan ⁽¹⁹⁵⁸⁻⁷³⁾	3	1	2	.333	15	21	1-1		0-1
Wichita State ⁽¹⁹⁸¹⁾	1	0	1	.000	2	7	0-1		
William & Mary ⁽²⁰⁰⁰⁻⁰⁶⁾	3	3	0	1.000	24	12	3-0		

Opponent ^(First Game - Last Game)	G	W	L	Win %	^CU	^Opp	Home	Away	Neutral
Wingate ⁽¹⁹⁸³⁾	1	1	0	1.000	11	7			1-0
Winthrop ⁽¹⁹⁸¹⁻¹²⁾	22	18	4	.818	175	91	14-3	3-1	1-0
Wofford ^{*(1898-2011)}	100	76	23	.765	723	384	39-8	34-14	3-1-1
Wright State ⁽²⁰¹⁰⁾	3	3	0	1.000	24	15	3-0		
Yale ⁽¹⁹⁴⁷⁻⁹²⁾	5	4	1	.800	32	19	2-0	0-1	2-0
Totals	4075	2601	1444	.642	27,978	19,397	1488-510-13	853-757-15	260-177-2

* - includes one tie (Clemson has 30 ties in history); ^ - runs; Note: **Bold** denotes 2013 opponent.

RECORD BY DATE

OPPONENTS

January					
Day	W-L	Win %	Home	Away	Neutral
28	1-0	1.000			1-0
29	1-0	1.000			1-0
30	0-1	.000			0-1
31					
Totals	2-1	.667	0-0	0-0	2-1

February					
Day	W-L	Win %	Home	Away	Neutral
1					
2					
3					
4					
5					
6	1-0	1.000			1-0
7	1-0	1.000			1-0
8	1-0	1.000			1-0
9					
10					
11					
12	3-0	1.000	3-0		
13	2-1	.667	2-1		
14	2-0	1.000	2-0		
15	4-0	1.000	3-0	1-0	
16	6-3	.667	5-1	1-2	
17	6-4	.600	3-3	3-0	0-1
18	11-1	.917	7-1	3-0	1-0
19	7-3	.700	5-1	1-2	1-0
20	9-2	.818	6-0	2-1	1-1
21	7-2	.778	6-0	1-2	
22	10-2	.833	7-0	3-2	
23	13-5	.722	8-0	4-5	1-0
24	15-5	.750	12-2	3-1	0-2
25	21-1	.955	11-0	7-1	3-0
26	16-8	.667	9-2	7-4	0-2
27	13-4	.765	6-1	4-2	3-1
28	18-7	.720	10-4	4-3	4-0
29	4-1	.800	1-0	2-1	1-0
Totals	170-49	.776	106-16	46-26	18-7

March					
Day	W-L	Win %	Home	Away	Neutral
1	15-7	.682	11-3	3-4	1-0
2	15-10-1	.596	12-3	3-4-1	0-3
3	21-7	.750	16-4	4-3	1-0
4	18-7	.720	15-1	3-6	
5	21-6	.778	17-4	4-2	
6	21-6	.778	18-3	3-2	0-1
7	28-4	.875	26-3	2-1	
8	20-9	.690	20-4	0-4	0-1
9	21-7	.750	16-5	5-2	
10	27-6	.818	23-3	4-3	
11	17-9	.654	16-6	0-3	1-0
12	23-6	.793	20-2	3-4	
13	21-6	.778	16-4	5-2	
14	25-5	.833	16-2	7-3	2-0
15	21-10-1	.672	13-4	8-3-1	0-3
16	15-14	.517	10-2	4-9	1-3
17	26-11	.703	12-1	11-9	3-1
18	29-9	.763	12-1	13-7	4-1
19	27-14	.659	8-2	16-11	3-1
20	31-15	.674	13-2	16-12	2-1
21	19-15-1	.557	9-3	9-11-1	1-1
22	24-16-2	.595	13-4-1	11-10-1	0-2
23	31-18	.633	19-6	10-12	2-0
24	28-20-1	.582	22-10-1	6-10	

25	30-19-1	.610	18-13-1	10-6	2-0
26	30-16-1	.649	25-8-1	3-7	2-1
27	30-10	.750	22-5	7-4	1-1
28	28-24-2	.537	23-10-2	4-13	1-1
29	30-18	.625	25-10	4-7	1-1
30	31-17	.646	24-9	7-8	
31	37-13	.740	23-4	11-9	3-0
Totals	760-354-10	.681	533-141-6	196-191-4	31-22

April					
Day	W-L	Win %	Home	Away	Neutral
1	33-19	.635	20-11	13-8	
2	31-20	.608	22-8	8-11	1-1
3	39-18-2	.678	26-7-1	11-11-1	2-0
4	39-19	.672	25-9	13-8	1-2
5	36-22	.621	26-11	9-11	1-0
6	34-20-1	.627	21-10	13-8-1	0-2
7	39-19-1	.669	22-7-1	15-12	2-0
8	43-15	.741	28-5	14-10	1-0
9	35-19	.648	26-7	9-12	
10	29-26	.527	18-11	10-13	1-2
11	40-16	.714	25-8	15-7	0-1
12	32-34	.485	16-15	15-18	1-1
13	33-23	.589	17-9	16-14	
14	40-19-1	.675	13-9-1	27-10	
15	45-23-1	.659	27-6	18-16-1	0-1
16	40-24-1	.623	24-7	16-17-1	
17	36-17	.679	28-6	7-11	1-0
18	31-21-2	.593	18-8	12-10-2	1-3
19	35-17	.673	20-6	14-11	1-0
20	35-19-1	.645	15-7	15-11-1	5-1
21	37-20-1	.647	20-9	13-9-1	4-2
22	33-22	.600	14-4	16-15	3-3
23	30-20	.600	18-9	11-9	1-2
24	33-21-2	.607	19-8-1	8-10-1	6-3
25	35-20-1	.634	22-10	11-10	2-0-1
26	45-18	.714	23-11	18-5	4-2
27	31-22	.585	18-6	10-13	3-3
28	18-21	.462	9-6	8-14	1-1
29	18-16	.529	9-5	8-10	1-1
30	24-15-1	.613	13-9-1	11-4	0-2
Totals	1029-605-15	.629	602-244-5	384-328-9	43-33-1

May					
Day	W-L	Win %	Home	Away	Neutral
1	19-19	.500	7-9	11-8	1-2
2	22-13	.629	9-5	13-7	0-1
3	23-15	.605	7-9	16-5	0-1
4	25-15	.625	15-4	7-10	3-1
5	25-19-1	.567	16-7	8-12-1	1-0
6	26-25	.510	11-11	13-14	2-0
7	34-16	.680	18-6	13-10	3-0
8	33-28-1	.540	14-6-1	16-21	3-1
9	40-21	.656	18-7	18-13	4-1
10	26-17	.605	9-5	15-11	2-1
11	37-17-1	.682	15-7	14-10-1	8-0
12	27-18-1	.598	12-5-1	9-10	6-3
13	35-15	.700	17-3	10-10	8-2
14	23-24	.489	7-6	8-15	5-3
15	25-10	.714	5-1	15-6	8-3
16	19-16	.543	3-2	9-8	7-6
17	16-10	.615	3-1	7-5	6-4
18	16-8	.667	6-1	1-3	9-4
19	11-11	.500	3-2	3-4	5-5
20	12-8-1	.595	4-0	2-3	6-5-1
21	11-8	.579	3-0	3-4	5-4
22	13-10	.565	2-3	5-1	6-6

23	7-9	.438	2-2	0-2	5-5
24	8-6	.571	3-0	0-2	5-4
25	12-4	.750	4-0	2-0	6-4
26	12-5	.706	5-0	1-0	6-5
27	7-5	.583	3-1		4-4
28	8-7	.533	3-1	0-1	5-5
29	5-1	.833	1-0	1-0	3-1
30	2-3	.400	0-1		2-2
31	4-4	.500	3-0	0-1	1-3
Totals	583-387-5	.601	228-105-2	220-196-2	135-86-1

June					
Day	W-L	Win %	Home	Away	Neutral
1	4-3	.571	2-0	0-1	2-2
2	4-3	.571	3-0	0-2	1-1
3	8-3	.727	4-0	1-1	3-2
4	8-1	.889	3-0	1-1	4-0
5	6-6	.500	1-1	2-1	3-4
6	2-5	.286	0-1	1-4	1-0
7	3-2	.600	0-1	1-1	2-0
8	1-2	.333	1-0	0-1	0-1
9	5-2	.714	2-0	0-1	3-1
10	1-1	.500	1-0		0-1
11	3-1	.750		1-0	2-1
12	1-2	.333	0-1	0-1	1-0
13	2-3	.400	1-0	0-1	1-2
14	5-4	.556	1-0		4-4
15	0-2	.000			0-2
16	2-1	.667			2-1
17					
18	0-1	.000			0-1
19	0-1	.000			0-1
20	0-2	.000		0-1	0-1
21	1-1	.500			1-1
22	1-0	1.000			1-0
23					
24					
25	0-1	.000			0-1
26	0-1	.000			0-1
Totals	57-48	.543	19-4	7-16	31-28

Note: **Bold** denotes 2013 game date.

TOP WINNING PERCENTAGE DATES

Rk	Date	W-L	Win %
1.	February 25	21-1	.955
2.	February 18	11-1	.917
3.	March 7	28-4	.875
4.	March 14	25-5	.833
	February 22	10-2	.833
6.	March 10	27-6	.818
	February 20	9-2	.818
8.	March 12	23-6	.793
9.	March 5	21-6	.778
	March 6	21-6	.778
	March 13	21-6	.778
12.	February 27	13-4	.765
13.	March 18	29-9	.763
14.	March 27	30-10	.750
	March 3	21-7	.750
	March 9	21-7	.750
	February 24	15-5	.750
	May 25	12-4	.750

GAME RESULTS VS. 2013 OPPONENTS

Boston College

Overall:	15-6			
at Clemson:	8-4			
at Doug Kingsmore Stadium:	8-4			
at Boston College:	7-2			
ACC Regular-Season Games:	15-6			
One-Run Games:	3-2			
Under Jack Leggett :	15-6			
Longest CU Win Streak:	7 ⁽²⁰¹⁰⁻¹²⁾			
Longest BOC Win Streak:	2 ⁽²⁰⁰⁸⁾			
Biggest CU Win:	16-2 ⁽²⁰⁰⁸⁾			
Biggest BOC Win:	13-1 ⁽²⁰⁰⁹⁾			
Date	Site	W-L	CU	Opp
4-21-2006	* A	W	6	3
4-22-2006 ⁽¹⁾	* A	L	2	3
4-22-2006 ⁽²⁾	* A	W	4	1
5-5-2007	*	H	W	4 3
5-6-2007⁽¹⁾	*	H	L	6 8
5-6-2007⁽²⁾	*	H	W	7 6
3-14-2008	*	H	L	4 6
3-15-2008	*	H	L	6 7
3-16-2008	*	H	W	16 2
3-27-2009	* A	L	1	13
3-28-2009 ⁽¹⁾	* A	W	7	6
3-28-2009 ⁽²⁾	* A	W	5	3
4-2-2010	*	H	W	15 2
4-3-2010	*	H	L	5 11
4-4-2010	*	H	W	14 9
4-15-2011	* A	W	9	2
4-16-2011 ⁽¹⁾	* A	W	7	5
4-16-2011 ⁽²⁾	* A	W	9	2
3-16-2012	*	H	W	6 4
3-17-2012	*	H	W	6 3
3-18-2012	*	H	W	5 1

* - ACC regular-season game

Charleston Southern

Overall:	16-0			
at Clemson:	13-0			
at Doug Kingsmore Stadium:	13-0			
at Charleston Southern:	3-0			
NCAA Tournament Games:	1-0			
One-Run Games:	4-0			
Under Jack Leggett :	10-0			
Longest CU Win Streak:	16 ⁽¹⁹⁷⁶⁻¹²⁾			
Biggest CU Win:	19 ⁽²⁰¹¹⁾			
Date	Site	W-L	CU	Op
3-5-1976	H	W	6	2
3-14-1977	A	W	8	0
3-15-1977	A	W	3	1
4-6-1978 ⁽¹⁾	H	W ⁽⁷⁾	3	2
4-6-1978 ⁽²⁾	H	W ⁽⁷⁾	10	3
3-22-1979	A	W	17	10
4-18-1994	H	W	16	6
4-24-1996	H	W	12	5
5-23-1996	\$ H	W	9	1
2-18-1997	H	W	7	2
5-7-1997	H	W	9	8
4-8-1998	H	W	13	3
2-26-2003	H	W ⁽⁸⁾	5	0
5-5-2004	H	W	3	2
2-26-2011	H	W	19	1
4-17-2012	H	W	3	2

\$ - NCAA Regional

\$ - NCAA Regional

Duke

Overall:	124-65-2			
at Clemson:	64-24-1			
at Doug Kingsmore Stadium:	45-6			
at Duke:	50-28-1			
at Neutral:	10-13			
ACC Regular-Season Games:	98-34-2			
ACC Tournament Games:	8-4			
One-Run Games:	16-22			
Extra-Inning Games:	5-3-1			
Under Jack Leggett :	44-15-1			
Longest CU Win Streak:	14 ⁽¹⁹⁸⁵⁻⁹⁰⁾			
Longest DUK Win Streak:	5 ⁽¹⁹⁰⁸⁻⁰⁹⁾			
Biggest CU Win:	25-6 ⁽¹⁹⁷⁸⁾			
Biggest DUK Win:	14-3 ⁽¹⁹¹⁰⁻⁴²⁾ , 11-0 ⁽¹⁹⁵⁴⁾			
Date	Site	W-L	CU	Op
5-7-1904	N1	W	15	8
4-12-1905	H	W⁽¹¹⁾	4	3
4-12-1906	H	W	13	4
5-4-1906	N2	L	0	7
5-3-1907	N2	L	4	5
5-4-1907	N2	W	3	0
5-1-1908	N2	L	3	5
5-2-1908	N3	L	0	1

4-21-1909	H	L	7	8
4-24-1909 ⁽¹⁾	N4	L	1	4
4-24-1909 ⁽²⁾	N4	L	0	1
4-8-1910	H	W	2	1
4-9-1910	H	L	3	14
4-27-1911 ⁽¹⁾	N5	L	0	7
4-27-1911 ⁽²⁾	N5	L	5	9
4-27-1916	A	W	16	6
4-28-1916	A	L	4	5
5-8-1916	H	W	3	0
5-9-1916	H	W	13	3
4-14-1919	H	L	2	8
4-15-1919	H	L ⁽¹²⁾	1	3
4-12-1923	H	L	0	9
5-7-1926	H	W	10	3
3-30-1934	H	L	6	7
3-31-1934	H	W	10	5
4-2-1935 ⁽¹⁾	A	L	8	12
4-2-1935 ⁽²⁾	A	W ⁽⁷⁾	3	0
3-25-1942	H	L	3	5
3-26-1942	H	L	3	14
3-28-1947	H	W	10	9
3-29-1947	H	L	11	13
3-24-1948	H	L	3	5
3-25-1948	H	L	2	3
3-30-1949	H	W	13	3
3-31-1949	H	L	16	18
3-29-1950	H	L	8	9
3-30-1950	H	W	17	6
4-26-1951	A	W	4	3
5-19-1951	N6	L	0	5
3-28-1952	H	L	8	14
3-29-1952	H	W	10	9
4-14-1952	A	L	2	6
3-26-1953	H	L	4	5
4-23-1954	* A	W	5	4
4-24-1954	* A	L	0	11
3-29-1955	* N1	W	5	3
4-22-1955	* A	L	3	10
3-26-1956	* H	T	11	11
4-20-1956 ⁽¹⁾	* A	L ⁽⁷⁾	0	6
4-20-1956 ⁽²⁾	* A	L ⁽⁷⁾	3	8
4-9-1957	* H	L	2	6
4-19-1957	* A	L	2	6
5-1-1958	* A	W	8	1
5-12-1958	* A	L	1	7
4-30-1959	* A	W	12	7
5-1-1959	* A	W	10	0
5-3-1960	* H	W	6	1
5-4-1960	* H	W	4	2
4-7-1961	* H	L	5	8
5-6-1961	* A	L	1	3
4-10-1962	* H	L	3	4
5-5-1962	* A	L	3	7
4-27-1963	* A	W	5	1
5-3-1963	* H	W	5	4
4-24-1964	* A	W	5	3
4-23-1965	* H	W	10	2
5-7-1965	* A	W	8	0
4-2-1966	* H	W	11	0
4-15-1967	* A	L	3	10
5-5-1967	* H	W	4	0
5-11-1968 ⁽¹⁾	* A	W ⁽⁷⁾	5	3
5-11-1968 ⁽²⁾	* A	L ⁽⁷⁾	0	7
4-7-1969	* A	L	6	13
5-10-1969 ⁽¹⁾	* H	W ⁽⁷⁾	8	5
5-10-1969 ⁽²⁾	* H	W ⁽⁷⁾	7	2
4-5-1970	* H	W	3	1
5-16-1970 ⁽¹⁾	* A	L ⁽⁷⁾	1	2
5-16-1970 ⁽²⁾	* A	L ⁽⁷⁾	1	2
4-4-1971	* H	W	5	4
5-12-1971	* A	W	5	2
4-17-1973 ⁽¹⁾	* A	W ⁽⁷⁾	9	7
4-17-1973 ⁽²⁾	* A	W ⁽⁷⁾	4	3
3-31-1974	* H	W	18	1
4-12-1974 ⁽¹⁾	* H	W	14	3
4-12-1974 ⁽²⁾	* H	W	8	1
4-8-1976	* A	W	20	7
4-9-1976	* A	L	1	10
3-5-1977	* H	W	6	0
3-20-1978	* A	W	25	6
3-21-1978	* A	W ⁽⁸⁾	15	10
4-23-1978	+ H	W	13	0
3-14-1979	* H	W	13	1
3-15-1979	* H	W	6	4
3-12-1981	* H	W	7	4
3-13-1981	* H	W	8	7
4-23-1981	+ N7	L	0	1
4-25-1981	+ N7	W	9	2

3-19-1982	* A	W	5	3
4-21-1982	+ N7	W	10	9
6-6-1983	* H	W	9	2
3-7-1983	* H	W	4	3
4-24-1983	+ N7	W	14	7
3-3-1984	* A	W	11	4
3-4-1984	* A	W	7	1
4-18-1984	+ N8	L	5	8
3-5-1985	* H	W	5	0
3-6-1985	* H	W	11	2
4-5-1986	* A	W	6	1
4-6-1986	* A	W	15	1
4-12-1987	* A	W	6	3
4-18-1987	* H	W	12	4
4-19-1987	* H	W	6	3
5-7-1987 ⁽¹⁾	% A	W ⁽⁸⁾	10	8
5-7-1987 ⁽²⁾	% A	W ⁽⁷⁾	14	5
4-9-1988 ⁽¹⁾	* A	W ⁽⁷⁾	10	3
4-9-1988 ⁽²⁾	* A	W ⁽⁷⁾	10	3
4-15-1988	* H	W	11	3
5-11-1988	+ N9	W	9	1
3-4-1990 ⁽¹⁾	* A	W	12	9
3-4-1990 ⁽²⁾	* A	L	3	4
5-12-1990	+ N9	W	13	3
5-5-1991	* H	W	17	4
5-6-1991	* H	W ⁽⁷⁾	3	2
5-7-1991	* H	W	6	4
3-17-1992	* A	W	15	7
3-18-1992	* A	W	9	1
3-19-1992	* A	L	1	2
2-27-1993	* H	L	6	7
2-28-1993	* H	W	16	7
3-1-1993	* H	L	4	13
5-15-1993	+ N9	W	4	2
4-15-1994	* A	W	7	6
4-16-1994	* A	L	7	8
4-17-1994	* A	W	7	0
3-10-1995	* H	W	10	0
3-11-1995	* H	W	8	4
3-12-1995	* H	W	9	1
3-16-1996 ⁽¹⁾	* A	L ⁽⁷⁾	4	7
3-16-1996 ⁽²⁾	* A	L ⁽⁷⁾	0	2
3-17-1996	* A	W	7	2
5-16-1996	+ N7	W	6	1
4-11-1997	* H	W	11	1
4-12-1997	* H	L ⁽¹⁰⁾	3	4
4-13-1997	* H	W	14	2
4-11-1998 ⁽¹⁾	* A	W	8	2
4-11-1998 ⁽²⁾	* A	L	6	7
4-12-1998	* A	L	2	6
4-16-1999	* H	W	18	1
4-17-1999	* H	L ⁽¹⁰⁾	3	5
4-18-1999	* H	W	7	5
4-21-2000	* A	W	8	5
4-22-2000	* A	W	8	5
4-23-2000	* A	W	12	8
4-13-2001	* H	W	10	2
4-14-2001	* H	W	10	1
4-15-2001	* H	W	6	4
4-19-2002	* A	W	5	3
4-20-2002	* A	W	4	1
4-21-2002	* A	W	2	1
5-4-2003	* H	W	7	6
5-5-2003	* H	L	6	7
5-6-2003	* H	W	13	2
5-23-2003	+ N10	L	4	7
5-20-2004	* A	W	10	1
5-21-2004	* A	L	1	2
5-22-2004	* A	W	9	6
4-8-2005	* H	W	9	3
4-9-2005	* H	W	11	6
4-10-2005	* H	W	16	6
5-8-2006 ⁽¹⁾	* A	W	7	4
5-8-2006 ⁽²⁾	* A	W	14	0
5-9-2006	* A	W	8	2
3-16-2007	* H	W	6	4
3-17-2007	* H	W	7	2
3-18-2007	* H	W	9	6
4-18-2008	* A	W	7	4
4-19-2008	* A	L	1	10
4-20-2008	* A	T ⁽¹⁰⁾	6	6
4-3-2009	* H	W	7	3
4-4-2009	* H	L	7	10
4-5-2009	* H	W	10	1
5-22-2009	+ N8	L	4	10
4-9-2010	* A	L	9	10
4-10-2010	* A	W ⁽¹¹⁾	11	5
4-11-2010	* A	L	2	7
3-18-2011	* H	W	9	6

3-19-2011	* H	W	16	7
3-20-2011	* H	W	9	3
4-6-2012	* A	W ⁽¹¹⁾	4	1
4-7-2012	* A	W	11	5
4-8-2012	* A	W	4	2

* - ACC regular-season game; % - not counted in ACC standings; + - ACC Tournament; N1 - Anderson, SC; N2 - Charlotte, NC; N3 - Winston-Salem, NC; N4 - Chester, SC; N5 - Sumter, SC; N6 - Greensboro, NC; N7 - Chapel Hill, NC; N8 - Durham, NC; N9 - Greenville, SC; N10 - Salem, VA

Florida State

Overall:	58-66-1				
at Clemson:	30-19				
at Doug Kingsmore Stadium:	28-15				
at Florida State:	15-35-1				
at Neutral:	13-12				
ACC Regular-Season Games:	33-30				
ACC Tournament Games:	9-11				
NCAA Tournament Games:	4-2				
One-Run Games:	15-13				
Extra-Inning Games:	3-4-1				
Under Jack Leggett :	34-39				
Longest CU Win Streak:	6 ⁽¹⁹⁹²⁻⁹³⁾				
Longest FSU Win Streak:	9 ⁽²⁰⁰¹⁻⁰²⁾				
Biggest CU Win:	24-2 ⁽¹⁹⁵⁹⁾				
Biggest FSU Win:	20-3 ⁽¹⁹⁷²⁾				
Date	Site	W-L	CU	Op	
6-7-1958	\$ N1	W ⁽¹⁰⁾	8	5	
6-5-1959	\$ N1	W	24	2	
6-6-1959	\$ N1	W	5	0	
3-30-1962	A	L	8	14	
4-19-1962	H	W	14	11	
3-21-1963	A	L	7	10	
3-22-1963	A	W	12	7	
3-23-1963	A	L	3	12	
3-19-1964	A	L	5	8	
3-20-1964	A	W	8	5	
3-21-1964	A	L	6	12	
4-26-1965	H	W	9	8	
4-27-1965⁽¹⁾	H	L	11	13	
4-27-1965⁽²⁾	H	L⁽⁵⁾	3	16	
5-23-1966	A	L	5	11	
5-24-1966	A	L	3	4	
5-25-1966	A	W	4	3	
6-2-1967	\$ N1	L	3	5	
6-3-1967	\$ N1	W	6	4	
4-19-1969⁽¹⁾	H	L	2	6	
4-19-1969⁽²⁾	H	L	1	3	
4-17-1971⁽¹⁾	H	W⁽⁷⁾	11	0	
4-17-1971⁽²⁾	H	W	12	7	
4-18-1971	H	W	3	2	
3-10-1972	A	L	7	11	
3-11-1972	A	L	3	6	
3-12-1972	A	L	3	20	
4-26-1973⁽¹⁾	H	W⁽⁷⁾	2	1	
4-26-1973⁽²⁾	H	L⁽⁷⁾	1	2	
4-27-1973	H	L	1	9	
3-8-1974	A	L	3	6	
3-9-1974	A	W	7	5	
3-10-1974	A	L	3	5	
3-28-1981	A	L	8	9	
3-1-1981	A	L	7	11	
4-1-1982	H	L	1	8	
4-2-1982	H	L⁽⁷⁾	6	7	
3-1-1983	A	L ⁽¹⁴⁾	4	5	
3-2-1983	A	T ⁽¹⁰⁾	3	3	
3-29-1984	H	W	13	0	
3-30-1984	H	W	13	3	
5-28-1989	\$ A	L	1	8	
3-27-1992	* H	W	10	4	
3-28-1992	* H	W	12	0	
3-29-1992	* H	W	14	0	
5-11-1992	+ N2	W	5	2	
5-13-1992	+ N2	W	11	0	
5-7-1993	* A	W	7	6	
5-8-1993	* A	L ⁽¹⁰⁾	3	4	
5-9-1993	* A	W	5	1	
5-16-1993	+ N2	W	6	1	
5-18-1993	+ N2	L	5	7	
5-7-1994	* H	W	5	2	
5-8-1994	* H	W	9	5	
5-9-1994	* H	L	3	8	
5-21-1994	+ N2	L	4	10	
5-22-1994	+ N2	W	4	1	
5-21-1995	* A	L	2	9	

GAME RESULTS VS. 2013 OPPONENTS

OPPONENTS

Date	Site	W-L	CU	Op
4-24-1896	H L	13	20	
5-9-1896	A L	11	14	
4-16-1898	A L	2	5	
4-23-1898	H W	14	3	
5-14-1898	H L	14	15	
4-14-1900	A W	5	1	
5-9-1902	A W	11	3	
4-9-1904	H L	1	2	
5-5-1905	A L	1	8	
5-10-1905	H L	1	2	
5-19-1905	A L	6	8	
4-7-1906	H L	6	7	
4-27-1906	N1 W	11	5	
5-5-1906	A L	3	4	
4-26-1907	N1 L	2	10	
5-11-1907	A W	11	8	
4-11-1908	H W	11	1	
4-24-1908	N1 W	8	2	
4-10-1909	A W	7	6	
4-30-1909	N1 L	5	6	
4-22-1910	H W	5	0	
4-23-1910	H W ⁽¹¹⁾	3	2	
4-7-1911	A W	4	0	
5-1-1911	A W	6	4	
4-19-1912	H W	8	3	
4-8-1913	A W	9	3	
4-26-1913	H W	4	0	
4-18-1914	H W	5	1	
4-21-1914	A L	9	10	
5-9-1914	A W	5	1	
3-26-1915	N2 W	3	2	
4-3-1915	H W	10	2	
5-15-1915	A W	10	1	
5-17-1915	N1 W	8	2	
5-18-1915	N1 W	5	3	
4-19-1916	A L	3	4	
4-25-1916	N2 T ⁽¹⁷⁾	0	0	
4-10-1917	H W	15	1	
4-20-1918	A W	8	3	
5-9-1918	H W ⁽⁸⁾	7	0	
3-25-1919	H L	0	2	
4-10-1920	A L ⁽¹²⁾	4	5	
4-13-1921	H L	1	4	
4-20-1921	A L	1	2	
4-15-1922	A L	1	8	
5-11-1922	H L	0	4	
3-30-1923	H W	8	0	
3-31-1923	A W	3	0	
4-14-1923	A W	6	1	
4-30-1923	H T ⁽¹³⁾	3	3	
4-15-1924	A L	1	4	
4-22-1924	N2 L	4	11	
5-3-1924	H L	3	7	
4-11-1925	H L	3	7	
4-22-1925	A L	4	7	
3-25-1926	H L	5	9	
3-27-1926	A L	1	2	
4-27-1927	H W	6	5	
5-12-1927	A L ⁽¹⁰⁾	1	2	
4-30-1928	A W ⁽¹⁰⁾	8	6	
5-9-1928	H W	7	2	
4-20-1929	A W	10	3	
4-27-1929	H W	6	1	
4-15-1930	A W	4	3	
4-22-1930	H W	7	6	
4-13-1933	A L	4	6	
4-14-1933	H W	4	1	
5-1-1933	A W	9	8	
5-2-1933	H L ⁽⁷⁾	1	4	
4-5-1934	H L	7	8	
4-21-1934	A L	7	8	
4-24-1935	A T ⁽¹⁰⁾	4	4	
5-7-1935 ⁽¹⁾	H W	3	2	
5-7-1935 ⁽²⁾	H W ⁽⁷⁾	1	0	
4-16-1937	H L	2	5	
5-10-1937	A W	14	8	
4-28-1938	A L	7	14	
5-11-1938	H L	4	6	
5-12-1939	A W	9	7	
5-13-1939	H W	8	4	
4-18-1940	A T	13	13	
5-1-1940	H W	16	9	
4-11-1941	H W	9	0	
4-18-1941	A L	5	7	
4-27-1942	A L ⁽¹⁰⁾	11	12	
5-6-1942	H L	1	7	
4-8-1943	A W	21	4	
4-15-1943	H W	13	12	

Date	Site	W-L	CU	Op
4-29-1943	H W	8	2	
4-23-1946	A W	4	2	
5-13-1946	H W	2	1	
5-5-1947	H W	19	7	
5-6-1947	A L	4	7	
5-13-1947	H W	9	6	
5-14-1947	A W	13	3	
4-19-1948	H W	7	6	
4-28-1948	A L	8	11	
5-3-1948	H L	1	3	
5-10-1948	A W	5	4	
4-19-1949	H W	9	6	
4-27-1949	A W	16	3	
5-2-1949	H W ⁽¹⁰⁾	6	5	
5-10-1949	A W ⁽¹²⁾	4	3	
4-18-1950	H W	12	0	
4-26-1950	A W	10	3	
5-1-1950	H W	21	6	
5-9-1950	A W	11	7	
4-17-1951	H W	26	13	
4-25-1951	A W	10	8	
4-30-1951	H W	6	1	
5-8-1951	A W	12	2	
4-23-1952	H W	4	2	
4-29-1952	A L ⁽¹⁵⁾	4	5	
5-5-1952 ⁽¹⁾	H W ⁽¹⁰⁾	12	11	
5-5-1952 ⁽²⁾	H W ⁽⁷⁾	5	4	
4-8-1953	A W	15	1	
4-22-1953	H W ⁽¹⁴⁾	13	12	
4-25-1953	A L	4	6	
5-11-1953	N2 W	3	1	
4-8-1954	A W	5	2	
5-12-1954	H L	9	13	
4-19-1955	A W	7	2	
5-14-1955	H L	7	8	
4-9-1956	A L	4	5	
5-3-1956	H W	4	2	
4-6-1957	H W	6	3	
5-1-1957	A L	3	5	
3-27-1958	A W	9	1	
5-8-1958	H W	11	6	
4-4-1959	A W	6	4	
5-8-1959	H W	10	1	
5-13-1960	H L	4	6	
5-14-1960	A L ⁽¹¹⁾	3	4	
4-11-1961	H W	14	9	
5-15-1961	A L ⁽⁶⁾	4	5	
5-2-1962	H W	7	3	
5-15-1962	A W	11	1	
5-7-1963	A W	6	5	
5-15-1963	H W	11	6	
5-6-1964	A W	1	0	
5-13-1964	H L	9	10	
4-6-1965	H W	11	9	
5-15-1965	A W	4	3	
4-25-1966	H W	18	6	
5-17-1966	A W	6	3	
4-5-1967	A W	7	3	
4-17-1967	H W	6	5	
3-26-1968	H W	20	4	
4-11-1968	A W	12	4	
4-1-1969	H W	12	5	
4-26-1969	A W	10	3	
5-21-1976	\$ N3 W	13	2	
5-24-1976	\$ N3 W	6	2	
3-10-1983	H W	8	2	
3-22-1983	A W	11	2	
4-10-1984	H L	7	9	
3-25-1985	A W	19	10	
5-13-1985	H W	13	1	
4-1-1986	A W	9	7	
4-16-1986	H W	6	3	
4-6-1987	H W	4	1	
3-2-1988	H W	15	3	
5-23-1988	A W	12	7	
3-15-1989	H W	3	0	
4-11-1989	A W	4	0	
4-1-1990	A W	10	2	
4-11-1990	H W	17	6	
4-2-1991	H W	16	6	
4-23-1991	A W	8	3	
5-17-1991	H W	7	2	
5-18-1991	H W ⁽⁸⁾	8	0	
5-19-1991	H W	21	1	
3-5-1992	H W	20	2	
3-30-1993	H W	11	4	
4-20-1993	A W	17	2	
3-3-1994	H W	11	4	
4-25-1995	H W	19	5	

Date	Site	W-L	CU	Op
5-8-1996	H W	13	4	
4-8-1997	H W	10	7	
4-7-1998	H W	18	0	
4-13-1999	H W	12	9	
4-5-2000	H W	3	2	
2-28-2001	H W	7	4	
5-9-2001	A W ⁽¹¹⁾	9	6	
4-23-2002	H W	18	7	
5-8-2003	A L	8	10	
5-13-2003	H L	9	12	
5-11-2004	H W	16	5	
3-16-2005	H W	11	1	
4-19-2006	H L	4	5	
5-9-2007	H L	3	6	
3-20-2008	H W	14	2	
5-7-2008	N4 W	11	5	
3-3-2009	H L ⁽¹⁴⁾	2	4	
5-11-2009	N4 W	8	5	
2-21-2010	H W	8	5	
5-11-2010	N4 W	12	1	
4-26-2011	H W	5	0	
5-10-2011	N4 W	5	1	
4-10-2012	N4 W	12	5	
5-15-2012	H W	9	2	

\$ - NCAA Regional; N1 - Greenwood, SC; N2 - Anderson, SC; N3 - Columbia, SC; N4 - Greenville, SC (Fluor Field)

Gardner-Webb

Overall:	8-0
at Clemson:	7-0
at Doug Kingsmore Stadium:	7-0
at Gardner-Webb:	1-0
Under Jack Leggett:	7-0
Longest CU Win Streak:	8 ⁽¹⁹⁷⁵⁻¹¹⁾
Biggest CU Win:	14-2 ⁽²⁰⁰⁷⁾ , 13-1 ⁽²⁰¹¹⁾ , 12-0 ⁽²⁰¹¹⁾

Date	Site	W-L	CU	Op
3-1-1975	H W	9	6	
3-3-2004	H W	8	5	
3-15-2006	H W	10	5	
3-27-2007	H W	14	2	
3-11-2010	H W	13	2	
5-7-2011 ⁽¹⁾	H W	13	1	
5-7-2011 ⁽²⁾	H W	12	0	
5-8-2011	A W	5	1	

Georgia

Overall:	102-118-2
at Clemson:	55-47-2
at Doug Kingsmore Stadium:	35-12
at Georgia:	44-68
at Neutral:	3-3
NCAA Tournament Games:	1-2
One-Run Games:	27-36
Extra-Inning Games:	6-7-1
Under Jack Leggett:	24-17
Longest CU Win Streak:	7 ⁽¹⁹⁷¹⁻⁷³⁾
Longest UGA Win Streak:	11 ⁽¹⁹²⁴⁻²⁹⁾
Biggest CU Win:	25-2 ⁽¹⁹⁰¹⁾ , 23-0 ⁽¹⁹⁴⁶⁾
Biggest UGA Win:	27-4 ⁽¹⁹³⁹⁾

Date	Site	W-L	CU	Op
5-16-1900	A W	13	3	
4-23-1901	H W	25	2	
4-17-1902	H L	1	2	
4-10-1903	A W	13	8	
4-23-1904	A W ⁽¹²⁾	6	3	
4-1-1905	H L	2	3	
5-13-1905	A L	2	5	
3-31-1906 ⁽¹⁾	A L	2	9	
3-31-1906 ⁽²⁾	A L	3	4	
4-13-1907	A W	7	5	
4-20-1907	H L	0	2	
5-8-1908	A L	0	8	
5-9-1908 ⁽¹⁾	A L	0	6	
5-9-1908 ⁽²⁾	A L	0	7	
4-2-1909	H W	2	0	
4-3-1909	H W	10	3	
4-1-1910	A W	1	0	
4-2-1910	A L	0	5	
3-27-1911	H L	2	5	
3-28-1911	H L	0	3	
3-29-1912	A L	0	8	
3-30-1912	A L	1	5	
4-4-1913	H W	10	8	
4-5-1913	H L	4	10	
3-27-1914	A W	6	3	
3-28-1914	A L ⁽¹¹⁾	6	7	
4-30-1915	H L	3	6	
5-1-1915	H L	3	9	

4-21-1916	A	L	1	4
4-22-1916	A	L ⁽¹¹⁾	4	6
4-20-1917	N1	W	2	1
4-21-1917	N1	L	2	3
5-9-1917	A	L	2	8
4-23-1918	H	W	6	5
4-24-1918	H	L	0	2
4-7-1919	A	L	0	1
4-10-1919	A	L	0	9
4-23-1919	H	L	6	7
4-24-1919	H	T ⁽¹¹⁾	2	2
4-2-1920	H	L	2	6
4-3-1920	H	L	0	3
5-14-1920	A	L	1	5
5-15-1920	A	L	0	8
3-25-1921	H	L ⁽¹⁰⁾	1	2
3-26-1921	H	L	2	10
4-6-1922	A	L	1	2
4-7-1922	A	L	1	2
4-6-1923	H	L	2	6
4-7-1923	H	W	2	1
3-28-1924	H	L	5	19
3-29-1924	H	L	4	11
3-30-1925	A	L	1	7
3-31-1925	A	L	0	6
3-28-1927	H	L	7	10
3-29-1927	H	L	8	10
4-22-1927	A	L	4	8
4-23-1927	A	L	0	9
3-22-1929	A	L	3	5
3-23-1929	A	L	2	4
4-5-1929	H	L	3	4
4-6-1929	H	W	9	7
3-24-1932	H	L	3	4
3-25-1932	H	L	8	11
3-24-1933	H	L	11	14
5-7-1934	N2	W	5	2
5-8-1934	N2	L	3	4
4-12-1935	A	L	0	2
4-13-1935	A	W	4	3
4-19-1935	H	W	7	2
4-20-1935	H	W	6	4
4-3-1936	H	L ⁽⁷⁾	0	6
4-4-1936	H	L	3	8
5-8-1936	A	L	2	6
5-9-1936	A	W	5	4
4-2-1937	H	L	1	13
4-3-1937	H	W	3	2
5-3-1937	A	W	11	9
5-4-1937	A	W	6	1
4-8-1938	A	L	11	14
4-19-1938	H	L	5	7
4-3-1939	A	L	0	6
4-4-1939	A	L	4	27
4-10-1939	H	L	7	11
4-8-1941	H	L	7	12
4-15-1941	A	L	2	3
5-6-1941	N3	W	8	6
4-7-1942	A	L	6	13
4-14-1942	H	W ⁽¹²⁾	9	8
4-20-1943	A	W	8	1
5-1-1943	H	W	20	8
4-5-1946	H	W	23	0
4-6-1946	H	L	9	16
4-12-1946	N4	L ⁽¹¹⁾	8	9
4-13-1946	A	W	10	6
4-17-1947	H	W	7	2
4-21-1947	A	L	7	8
4-12-1948	A	L	2	5
4-4-1949	H	L	6	12
4-12-1950	A	L	5	8
4-17-1950	H	W	7	3
3-30-1959	A	W	8	2
4-28-1959	H	W	2	1
4-2-1960	H	W	11	10
4-25-1960	A	L	1	4
4-4-1961	A	W	5	3
3-20-1962	A	L	2	10
4-3-1962	H	W	6	3
4-8-1963	H	L	6	11
4-10-1963	A	L	2	5
4-9-1964	A	W	11	9
4-11-1964	H	L	8	10
3-20-1965	A	L	0	2
4-12-1965	H	L	4	8
4-19-1966	A	W	17	9
5-12-1966	H	T ⁽⁸⁾	3	3
4-10-1967	H	L	1	4
5-3-1967	A	W	2	4

4-5-2005	A	L	10	11
4-6-2005	H	L	1	4
3-28-2006	A	L ⁽¹⁰⁾	11	12
3-29-2006	H	W	10	7
4-3-2007	A	W	4	2
4-4-2007	H	W	11	10
4-1-2008	A	L	3	11
4-2-2008	H	L	4	6
3-31-2009	A	L	5	6
4-1-2009	H	L	2	4
4-6-2010	A	W	15	5
4-7-2010	H	W	14	6
3-29-2011	H	W	11	5
4-20-2011	A	W	5	2
3-27-2012	A	W	10	5
4-11-2012	H	L	7	8

\$ - NCAA Regional; N1 - Anderson, SC;
N2 - Gainesville, GA; N3 - Elberton, GA;
N4 - Thomson, GA

Georgia Southern

Overall:	51-27-1
at Clemson:	26-12
at Doug Kingsmore Stadium:	25-11
at Georgia Southern:	19-15-1
at Neutral:	6-0
NCAA Tournament Games:	3-0
One-Run Games:	5-8
Extra-Inning Games:	3-6
Under Jack Leggett:	12-5
Longest CU Win Streak:	10 ⁽²⁰⁰¹⁻¹⁰⁾
Longest GSU Win Streak:	4 ^(1972-74,95-01)
Biggest CU Win:	25-5 ⁽¹⁹⁸²⁾
Biggest GSU Win:	14-5 ⁽¹⁹⁸⁰⁾

Date	Site	W-L	CU	Op
5-4-1959	H	W	5	2
5-5-1959	H	L	1	2
3-21-1960	A	T	7	7
3-22-1960	A	W ⁽⁸⁾	15	4
3-18-1970	A	W ⁽⁷⁾	5	1
3-19-1970	A	W	6	2
3-30-1971	H	L	3	8
3-31-1971	H	W	3	0
3-17-1972	A	W	2	1
3-18-1972	A	L	4	10
3-1-1974	A	L	8	9
3-2-1974	A	L	2	5
3-3-1974	A	L	3	6
3-7-1975	H	W⁽⁸⁾	4	1
3-8-1975	H	W	13	3
3-9-1975	H	W	9	2
3-20-1976 ⁽¹⁾	A	L	8	15
3-20-1976 ⁽²⁾	A	W	16	12
3-4-1978	A	L	2	4
3-5-1978 ⁽¹⁾	A	L ⁽⁷⁾	1	3
3-5-1978 ⁽²⁾	A	W ⁽⁷⁾	5	2
4-21-1979	H	L	8	10
4-22-1979⁽¹⁾	H	W⁽⁸⁾	1	0
4-22-1979⁽²⁾	H	L⁽⁸⁾	10	12
5-18-1979	\$ N1	W	8	4
5-20-1979	\$ N1	W	2	0
5-5-1980	A	W	13	3
5-6-1980	A	W ⁽¹⁰⁾	10	8
5-7-1980	A	L	5	14
3-27-1981	H	L⁽¹¹⁾	5	6
3-28-1981	H	W	6	0
3-29-1981	H	L	7	8
5-13-1982	A	W	25	5
5-14-1982	A	L	6	7
5-15-1982	A	W	12	2
3-25-1983⁽¹⁾	H	W⁽⁷⁾	4	3
3-25-1983⁽²⁾	H	W⁽⁷⁾	1	0
3-26-1983	H	W⁽⁶⁾	5	4
2-24-1984	A	L	11	17
2-25-1984	A	W	10	3
2-26-1984	A	W	10	5
3-18-1985	H	W	3	1
3-19-1985	H	W	11	4
2-21-1986	A	L	3	9
2-22-1986	A	W	12	9
2-23-1986	A	W ⁽¹⁰⁾	12	10
3-5-1987	H	L	3	10
3-6-1987	H	W	8	2
3-7-1987	H	W	14	5
5-8-1989	A	L	1	4
5-9-1989	A	L ⁽⁵⁾	7	9
5-10-1989	A	L	1	2
4-17-1990	H	W	13	0
4-18-1990	H	L	6	9


2-16-1991	A	W	10	4
2-17-1991	A	W	16	3
4-7-1992 ⁽¹⁾	H	W ⁽⁷⁾	10	5
4-7-1992 ⁽²⁾	H	W ⁽⁷⁾	7	2
5-4-1992	A	W	10	2
5-5-1992	A	W	7	1
3-24-1993 ⁽¹⁾	H	W ⁽⁷⁾	10	7
3-24-1993 ⁽²⁾	H	W ⁽⁷⁾	4	1
3-29-1994	H	W	7	5
3-30-1994	H	L	2	3
5-7-1995	A	W	7	4
5-8-1995	A	L ⁽¹²⁾	14	15
4-21-1996 ⁽¹⁾	H	L ⁽¹⁰⁾	6	8
4-21-1996 ⁽²⁾	H	L ⁽¹⁸⁾	7	9
3-13-2001	H	L ⁽¹⁰⁾	9	12
3-14-2001	H	W	9	3
3-12-2002	H	W	20	8
3-13-2002	H	W	9	2
5-31-2002	\$ H	W	15	1
3-16-2003	N2	W	11	1
3-17-2003	N2	W	8	0
2-28-2004	N3	W	4	0
2-29-2004	N3	W	9	0
3-14-2007	H	W	3	0
3-17-2010	H	W	22	6

\$ - NCAA Regional; N1 - Coral Gables, FL;
N2 - Charleston, SC; N3 - Greenville, NC

Georgia Tech

Overall:	105-102-3
at Clemson:	45-23-1
at Doug Kingsmore Stadium:	35-16
at Georgia Tech:	41-71-2
at Neutral:	19-8
ACC Regular-Season Games:	48-42
ACC Tournament Games:	16-10
NCAA Tournament Games:	3-0
One-Run Games:	21-21
Extra-Inning Games:	11-8-1
Under Jack Leggett:	40-33
Longest CU Win Streak:	8 ⁽¹⁹⁷⁴⁻⁷⁸⁾
Longest GAT Win Streak:	16 ⁽¹⁹¹²⁻²⁶⁾
Biggest CU Win:	24-4 ⁽¹⁹⁹⁹⁾
Biggest GAT Win:	22-4 ⁽²⁰⁰⁶⁾

Date	Site	W-L	CU	Op
4-12-1902	A	L	4	12
4-11-1903	A	W	5	1
4-22-1904	A	W	6	1
5-14-1904	H	W	11	1
4-22-1905 ⁽¹⁾	A	L	4	5
4-22-1905 ⁽²⁾	A	W	5	3
3-24-1906	A	L	1	3
4-30-1906	H	L	0	6
4-5-1907	A	L	2	4
4-6-1907	A	T ⁽¹¹⁾	2	2
4-3-1908	A	L	2	4
4-4-1908	A	L ⁽¹¹⁾	4	5
5-13-1910	A	L	0	5
5-14-1910 ⁽¹⁾	A	L ⁽⁷⁾	0	4
5-14-1910 ⁽²⁾	A	L ⁽⁷⁾	3	11
4-12-1912	A	W	6	4
4-13-1912	A	L	2	4
3-28-1913	A	L	0	3
3-29-1913	A	L	1	3
4-25-1917	H	L	2	3
4-26-1917	H	L	1	5
4-5-1919 ⁽¹⁾	A	L	0	5
4-5-1919 ⁽²⁾	A	L ⁽⁷⁾	3	9
4-23-1920	A	L	1	2
4-24-1920	A	L ⁽¹⁰⁾	4	5
4-1-1921	A	L	0	7
4-2-1921	A	L	0	10
3-24-1922	A	L	4	9
3-25-1922	A	L	2	6
3-20-1925	A	L	0	4
3-21-1925	A	L	0	6
3-19-1926	A	L	2	5
3-20-1926	A	W ⁽¹⁰⁾	6	5
3-18-1927	A	L	5	11
3-19-1927	A	L	1	10
3-23-1928	A	L	4	14
3-24-1928	A	L	5	7
4-12-1929	A	L	2	5
4-13-1929	A	W	7	4
3-28-1930	A	L	9	10
3-29-1930	A	L	1	4
4-5-1935	H	W	4	0
4-26-1935	A	W	10	2
4-27-1935 ⁽¹⁾	A	L	0	6



ANDY D'ALESSIO'S THREE-RUN HOMER HIGHLIGHTED THE TIGERS' EIGHT-RUN EIGHTH INNING IN CLEMSON'S 8-4 WIN OVER GEORGIA TECH IN THE 2006 COLLEGE WORLD SERIES.

4-27-1935 ⁽²⁾	A	L ⁽⁷⁾	1	2
4-24-1943	A	W	5	4
5-7-1943	H	L	6	14
5-8-1943	H	W⁽¹⁰⁾	11	10
4-15-1955	A	L	4	6
4-16-1955	A	W	8	4
4-18-1956	H	L	6	21
4-25-1956	A	L	1	2
5-6-1957	A	W	5	0
5-7-1957	H	W⁽¹⁰⁾	7	6
4-8-1958	A	L	1	8
6-4-1959	\$ N1	W	9	6
3-31-1960	H	W	10	0
5-2-1961	A	W	15	5
4-2-1962 ⁽¹⁾	A	W	9	6
4-21-1962 ⁽²⁾	A	W ⁽⁷⁾	18	4
3-27-1963	A	W	6	4
4-3-1963	H	L	8	10
4-14-1964	H	W	22	4
5-14-1964	A	L	3	4
4-3-1965⁽¹⁾	H	W⁽⁷⁾	4	2
4-3-1965⁽²⁾	H	T⁽⁷⁾	6	6
5-11-1965	A	T	4	4
4-18-1966	H	W	14	9
5-20-1966	A	L	1	4
4-4-1967	H	W	10	1
5-6-1967	A	W	3	0
4-15-1968	H	W	6	3
4-4-1968	A	L	0	7
4-21-1969	H	L	3	4
4-7-1970	H	W	17	6
5-7-1970	A	L	1	7
4-13-1971	A	L	4	8
4-21-1971	H	L	1	4
4-9-1972	H	W⁽¹¹⁾	1	0
4-3-1974	A	L	7	11
4-9-1974	H	W	12	3
4-17-1974	H	W	10	8
5-4-1974	A	W	10	3
4-22-1975	A	W	18	3
4-5-1976	A	W	12	3
4-12-1976	A	W ⁽¹¹⁾	12	10
4-8-1977	H	W	8	7
4-7-1978	A	W	13	9
4-13-1978	H	L	1	2
4-11-1979	A	W	14	6
4-18-1979	H	W	20	2
4-3-1980	H	W	18	1
4-9-1980	* A	L	10	12
4-1-1981	* H	W	6	4
4-7-1981	* A	W	10	5
4-22-1981	+ N2	W ⁽¹⁰⁾	7	6
3-31-1982	* H	W	17	4
4-7-1982	* A	W	10	2
4-22-1982	+ N2	W	16	2
4-7-1983	* A	L ⁽¹⁰⁾	6	7

4-17-1983	*	H	W	19	6
3-28-1984	*	H	W	5	1
4-11-1984	*	A	W	7	2
4-3-1985	*	H	W	4	2
4-10-1985	*	A	L	8	9
4-19-1985	+	A	L	9	12
4-20-1985	+	A	L	5	7
4-22-1986	*	A	W	6	3
5-7-1986	*	H	L	0	7
5-15-1986	+	N3	L	5	16
4-8-1987	*	A	L	2	4
4-15-1987	*	H	L	6	7
4-22-1987	*	A	L	2	12
5-16-1987	+	N4	L	1	7
4-6-1988	*	H	W	7	3
4-13-1988	*	A	W	4	2
4-21-1988	*	H	W	7	4
4-12-1989	*	A	W	7	5
4-19-1989	*	H	W	16	5
4-26-1989	*	A	L	4	11
5-14-1989	+	N4	W	9	3
4-27-1990	*	A	W	14	12
4-28-1990	*	H	L	3	8
4-29-1990	*	A	W	17	10
4-26-1991	*	H	W ⁽¹⁰⁾	9	8
4-27-1991	*	A	W	8	0
4-28-1991	*	H	L	6	11
5-13-1991	+	N4	W	6	5
5-14-1991	+	N4	W	24	8
4-24-1992	*	A	L	2	6
4-25-1992	*	A	L ⁽¹⁰⁾	6	7
4-26-1992	*	A	W	5	4
5-12-1992	+	N4	W	5	4
4-23-1993	*	H	L	0	11
4-24-1993	*	H	L	5	10
4-25-1993	*	H	L	0	6
5-17-1993	+	N4	W	9	8
5-13-1994	*	A	W ⁽¹⁰⁾	9	8
5-14-1994	*	A	L	4	20
5-15-1994	*	A	W	7	4
5-20-1994	+	N4	W	9	6
4-28-1995	*	H	W	8	5
4-29-1995	*	H	W	6	1
4-30-1995	*	H	W	6	5
5-10-1996	*	A	W ⁽¹⁰⁾	9	8
5-11-1996	*	A	L	0	4
5-12-1996	*	A	W	9	2
5-16-1996	+	N2	W	6	1
4-25-1997	*	H	W	7	4
4-26-1997	*	H	L	4	19
5-15-1997	+	N5	W	7	4
5-3-1998	*	A	L	6	7
4-4-1998	*	A	L	7	9
5-5-1998	*	A	L	5	14
5-14-1998	+	N3	L	6	10
4-23-1999	*	H	W	24	0

GAME RESULTS VS. 2013 OPPONENTS

OPPONENTS

Tournament; ! - College World Series;
N1 - Gastonia, NC; N2 - Chapel Hill, NC;
N3 - Durham, NC; N4 - Greenville, SC;
N5 - Saint Petersburg, FL; N6 - Fort Mill,
SC; N7 - Omaha, NE; N8 - Salem, VA; N9
- Jacksonville, FL; N10 - Greensboro, NC

Maryland

Overall:119-40
at Clemson:65-8
at Doug Kingsmore Stadium:55-3
at Maryland:43-28
at Neutral:11-4
ACC Regular-Season Games:106-36
ACC Tournament Games:12-0
One-Run Games:20-14
Extra-Inning Games:8-3
Under **Jack Leggett**:50-9
Longest CU Win Streak:17⁽¹⁹⁸³⁻⁸⁹⁾
Longest UMD Win Streak:5⁽¹⁹⁵⁰⁻⁵⁵⁾
Biggest CU Win:22-4⁽¹⁹⁹³⁾
Biggest UMD Win:20-5⁽¹⁹⁶⁰⁾

Date	Site	W-L	CU	Op
4-3-1923		H	W	6 2
5-27-1950	N1	L	2	3
5-8-1954 ⁽¹⁾	* A	L	2	3
5-8-1954 ⁽²⁾	* A	L	0	3
4-12-1955 ⁽¹⁾	* H	L	4	18
4-12-1955 ⁽²⁾	* H	L ⁽⁷⁾	2	11
4-2-1956	* A	W ⁽¹⁰⁾	6	4
3-30-1957	* H	W	6	3
5-10-1957	* A	L	2	4
4-5-1958	* H	W	6	2
4-15-1958	* A	W	13	4
3-28-1959	* N2	W	9	2
4-14-1959	* A	L	3	7
4-9-1960	* H	L	5	20
4-1-1961	* H	W	9	8
4-21-1961	* A	L	7	9
4-7-1962	* H	W	3	2
4-14-1962	* A	W	3	2
4-15-1963	* A	L	1	2
4-16-1963	* A	W ⁽¹³⁾	7	3
3-30-1964	* H	L	3	6
3-31-1964	* H	W	11	8
4-16-1965	* A	L	1	6
4-17-1965	* A	L	1	2
4-8-1966	* H	W	11	2
4-9-1966	* H	W	12	7
5-12-1967	* A	W	2	1
5-13-1967	* A	W	8	4
4-20-1968 ⁽¹⁾	* H	W ⁽⁷⁾	3	1
4-20-1968 ⁽²⁾	* H	L ⁽⁷⁾	2	7
5-14-1968	* A	L	0	1
4-12-1969	* H	W	7	0
5-17-1969 ⁽¹⁾	* A	L ⁽⁷⁾	2	3
5-17-1969 ⁽²⁾	* A	W ⁽⁷⁾	7	5
4-18-1970	* A	L	1	5
5-9-1970 ⁽¹⁾	* H	W ⁽⁷⁾	3	1
5-9-1970 ⁽²⁾	* H	W ⁽⁷⁾	9	1
5-22-1970	^ N3	L	3	4
5-8-1971	* H	W ⁽¹⁰⁾	3	2
5-9-1971	* H	W	4	1
5-16-1971	^ N3	L	0	4
5-10-1972 ⁽¹⁾	* A	L	2	3
5-10-1972 ⁽²⁾	% A	L ⁽⁷⁾	0	3
3-16-1973	* H	W ⁽⁸⁾	3	0
4-16-1973	* A	W	10	0
3-15-1974	* H	W	3	2
4-14-1974	* A	W	8	5
3-28-1975	* A	L	3	6
4-13-1975	* H	W	5	2
3-11-1976	* H	W	6	0
4-18-1976	* H	W	8	6
4-24-1976	+ H	W	2	1
4-25-1976	+ H	W	3	2
4-14-1977	* A	L ⁽¹⁰⁾	9	12
4-15-1977	* A	W	9	6
4-15-1978	* H	W	17	8
4-16-1978	* H	W	8	7
4-28-1979 ⁽¹⁾	* A	W ⁽⁷⁾	5	3
4-28-1979 ⁽²⁾	* A	L ⁽⁷⁾	2	6
4-19-1980	* H	W	1	0
4-20-1980	* H	W	5	2
4-24-1980	+ N3	W	9	4
4-16-1981	* A	L	11	21
4-17-1981	* A	L	6	10
4-15-1982	* H	W	15	2
4-16-1982	* H	W ⁽¹³⁾	4	3

3-20-1983 ⁽¹⁾	* A	L ⁽⁷⁾	2	5
3-20-1983 ⁽²⁾	* A	W ⁽⁷⁾	8	3
3-9-1984	* H	W	5	4
3-10-1984	* H	W	5	2
4-20-1984	+ N4	W	12	1
3-30-1985 ⁽¹⁾	* A	W ⁽⁷⁾	7	1
3-30-1985 ⁽²⁾	* A	W ⁽⁷⁾	6	0
4-17-1985	+ N5	W	17	12
3-27-1986	* H	W	23	8
3-28-1986	* H	W	9	2
5-16-1986	+ N4	W ⁽¹⁰⁾	7	2
3-23-1987	* H	W	14	5
5-5-1987	* A	W	8	1
5-6-1987	* A	W	9	7
3-21-1988 ⁽¹⁾	* H	W ⁽⁷⁾	6	0
3-21-1988 ⁽²⁾	* H	W ⁽⁷⁾	5	4
5-13-1988	+ N6	W	9	0
3-18-1989	* H	W	16	3
4-16-1989 ⁽¹⁾	* A	L ⁽¹²⁾	4	5
4-16-1989 ⁽²⁾	* A	L ⁽⁵⁾	3	4
5-13-1989	+ N6	W	8	0
3-17-1990 ⁽¹⁾	* H	W ⁽⁷⁾	10	1
3-17-1990 ⁽²⁾	* H	W ⁽⁷⁾	7	1
3-18-1990	* H	W	8	1
4-19-1991	* A	W	11	4
4-20-1991	* A	W	7	2
4-21-1991	* A	W	17	2
5-11-1991	+ N6	W	13	1
3-13-1992	* H	W	15	3
3-14-1992	* H	W	10	1
3-15-1992	* H	L	9	10
4-17-1993	* A	W	6	2
4-18-1993	* N7	L	4	8
4-19-1993	* A	W	22	4
3-11-1994	* H	W	7	5
3-12-1994	* H	W	18	2
3-13-1994	* H	W	6	5
5-18-1994	+ N6	W	7	1
3-24-1995	* A	W ⁽¹²⁾	4	3
3-25-1995	* A	W	11	3
3-26-1995	* A	W	12	2
5-17-1995	+ N6	W	10	0
3-22-1996	* H	W	4	0
3-23-1996	* H	W	7	0
3-24-1996	* H	W	16	6
3-21-1997	* A	L	1	13
3-22-1997	* A	W	17	10
3-23-1997	* A	L ⁽¹⁰⁾	6	7
3-20-1998	* H	W	5	3
3-21-1998	* H	W	19	6
3-22-1998	* H	W	15	6
3-19-1999	* A	W	8	6
3-20-1999	* A	W	9	2
5-21-1999	+ N4	W	7	6
3-17-2000	* H	W	8	6
3-18-2000 ⁽¹⁾	* H	W	9	3
3-18-2000 ⁽²⁾	* H	W	11	2
3-16-2001	* A	W	8	6
3-17-2001	* A	W	9	6
3-18-2001	* A	W	7	0
3-29-2002	* H	W	13	6
3-30-2002	* H	W	16	7
3-31-2002	* H	W	7	2
4-19-2003 ⁽¹⁾	* A	L	6	9
4-19-2003 ⁽²⁾	* A	L	4	8
4-20-2003	* A	W	20	5
4-2-2004	* H	W	3	2
4-3-2004	* H	W	9	2
4-4-2004	* H	W	8	2
3-25-2005	* A	W	14	3
3-26-2005 ⁽¹⁾	* A	W ⁽¹³⁾	6	4
3-26-2005 ⁽²⁾	* A	W	12	0
4-7-2006	* H	W	3	1
4-8-2006	* H	W ⁽¹¹⁾	3	2
4-9-2006	* H	W	15	7
3-23-2007	* A	L	3	4
3-24-2007	* A	L	1	4
3-25-2007	* A	W	5	0
3-28-2008	* A	W	2	1
3-29-2008	* A	L	3	5
3-30-2008	* A	W	6	2
5-2-2009	* H	W	11	2
5-3-2009 ⁽¹⁾	* H	W	7	4
5-3-2009 ⁽²⁾	* H	L	6	8
5-7-2010	* A	W	18	6
5-8-2010	* A	W	12	8
5-9-2010	* A	W	7	5
4-8-2011	* H	W	12	3
4-9-2011	* H	W	7	0

4-10-2011 * H L 6 7
4-20-2012 * A W 5 4
4-21-2012⁽¹⁾ * A W 5 3
4-21-2012⁽²⁾ * A W 7 2
* - ACC regular-season game; ^ - ACC Playoffs; % - not counted in ACC standings; + - ACC Tournament; N1 - Greensboro, NC; N2 - Orangeburg, SC; N3 - Raleigh, NC; N4 - Durham, NC; N5 - Atlanta, GA; N6 - Greenville, SC; N7 - Baltimore, MD

Miami (FL)

Overall:26-29-1
at Clemson:11-7
at Doug Kingsmore Stadium:11-7
at Miami:9-14-1
at Neutral:6-8
ACC Regular-Season Games:11-7
ACC Tournament Games:2-1
NCAA Tournament Games:3-9
One-Run Games:4-6
Extra-Inning Games:2-0
Under **Jack Leggett**:18-17
Longest CU Win Streak:7⁽²⁰⁰⁵⁻⁰⁶⁾
Longest MIA Win Streak:5^(1978-86,08-09)
Biggest CU Win:14-1⁽²⁰⁰⁶⁾
Biggest MIA Win:15-5⁽²⁰⁰⁸⁾

Date	Site	W-L	CU	Op
5-21-1977	\$ A	W	7	2
5-22-1977 ⁽¹⁾	\$ A	L	3	10
5-22-1977 ⁽²⁾	\$ A	W	10	9
5-19-1978	\$ A	W	8	5
5-21-1978	\$ A	L	5	7
5-19-1979	\$ A	L	1	2
5-20-1979	\$ A	L	1	4
5-31-1980	! N1	L	5	13
5-9-1986	N2	L	5	6
5-10-1986	N2	W	7	4
5-11-1986	N2	W	9	5
3-20-1987	A	W	8	2
3-21-1987	A	W	11	9
3-22-1987	A	T	10	10
4-28-1989	H	L	5	11
4-29-1989	H	L	2	10
4-30-1989	H	W	5	4
5-20-1989	N3	L	0	2
3-22-1990	A	L	2	9
3-23-1990	A	L	5	11
3-24-1990	A	L	1	2
4-29-1994	H	W	7	5
4-30-1994	H	L	3	6
5-1-1994	H	W ⁽¹²⁾	9	8
5-12-1995	A	L	6	7
5-13-1995	A	W	7	5
5-14-1995	A	L	4	8
5-31-1996	! N1	L	3	7
6-5-1996	! N1	L	5	14
4-2-1999	N4	L	3	5
4-3-1999	N4	W	7	5
4-4-1999	N4	L	11	14
1-29-2000	N5	W	4	0
6-1-2001	¶ A	L	8	10
6-2-2001	¶ A	L	6	14
5-19-2005	* H	W	15	5
5-20-2005	* H	W	9	2
5-21-2005	* H	W	6	2
5-26-2005	+ N6	W	9	1
3-31-2006	* A	W	8	6
4-1-2006	* A	W	6	2
4-2-2006	* A	W	14	1
3-30-2007	* H	L	3	10
3-31-2007	* H	W	4	1
4-1-2007	* H	L	6	7
5-23-2007	+ N6	W ⁽¹³⁾	5	4
4-4-2008	* A	L	4	6
4-5-2008	* A	L	5	15
4-6-2008	* A	L	6	7
5-21-2008	+ N6	L	1	7
4-11-2009 ⁽¹⁾	* H	L	8	12
4-11-2009 ⁽²⁾	* H	W	9	1
4-12-2009	* H	W	9	6
3-30-2012	* H	W	3	1
3-31-2012	* H	W	3	1
4-1-2012	* H	L	2	4

\$ - NCAA Regional; ¶ - NCAA Super Regional; ! - College World Series; * - ACC regular-season game; + - ACC Tournament; N1 - Omaha, NE; N2 - Greenville,

SC; N3 - Chapel Hill, NC; N4 - Fort Mill, SC; N5 - Lake Buena Vista, FL; N6 - Jacksonville, FL

Morehead State

Overall:3-0
at Clemson:3-0
at Doug Kingsmore Stadium:3-0
One-Run Games:1-0
Under **Jack Leggett**:3-0
Longest CU Win Streak:3⁽¹⁹⁹⁷⁾
Biggest CU Win:9-1⁽¹⁹⁹⁷⁾
Date Site W-L CU Op
2-15-1997⁽¹⁾ H W 6 2
2-15-1997⁽²⁾ H W 9 1
2-16-1997 H W 1 0

North Carolina

Overall:96-84-1
at Clemson:45-31-1
at Doug Kingsmore Stadium:37-17
at North Carolina:36-41
at Neutral:15-12
ACC Regular-Season Games:76-65
ACC Tournament Games:16-11
NCAA Tournament Games:0-1
One-Run Games:33-29
Extra-Inning Games:12-5
Under **Jack Leggett**:31-28
Longest CU Win Streak:8⁽¹⁹⁷²⁻⁷⁵⁾
Longest UNC Win Streak:7⁽²⁰¹⁰⁻¹²⁾
Biggest CU Win:20-1⁽¹⁹⁹⁵⁾
Biggest UNC Win:14-0⁽¹⁹⁰¹⁾

Date	Site	W-L	CU	Op
4-6-1901	N1	L	0	14
5-8-1901	H	T ⁽⁸⁾	2	2
3-29-1902	N1	L	5	16
4-5-1918	H	L	1	2
5-11-1940	H	L	4	10
4-9-1948	H	L	1	12
4-27-1951	A	W	4	3
4-25-1952	H	L	3	4
4-3-1953	A	L	4	5
4-30-1954	* H	W ⁽¹⁰⁾	4	3
5-1-1954	* H	L	8	10
4-23-1955	* A	W	4	3
5-7-1955	* H	L	8	11
4-21-1956	* A	L	2	4
4-30-1956	* H	L	9	18
4-17-1957	* A	L	1	2
4-29-1957	* H	W	4	3
4-9-1958	* H	W	2	1
4-25-1958	* A	L	1	2
5-19-1958	^ N2	W	4	1
4-6-1959	* H	L	3	6
4-24-1959	* A	W	2	1
5-18-1959	^ N2	W	9	7
4-15-1960	* A	W	4	0
5-9-1960	* H	L	3	6
4-14-1961	* H	L	9	17
4-28-1961	* A	L	2	9
5-13-1961	% N3	W	7	4
4-27-1962	* A	L	5	11
5-11-1962	* H	W	11	4
4-20-1963	* H	W	8	2
5-11-1963	* A	L	4	6
4-18-1964	* A	L	3	4
5-9-1964	* H	L	5	12
4-9-1965	* H	W	6	5
4-30-1965	* A	L ⁽¹³⁾	3	4
4-15-1966	* A	L	1	6
4-30-1966	* H	L ⁽⁸⁾	3	5
4-7-1967	* H	W	6	1
5-8-1967	* A	W	2	0
4-13-1968 ⁽¹⁾	* H	L ⁽⁷⁾	1	2
4-13-1968 ⁽²⁾	* H	W ⁽⁷⁾	4	0
5-2-1968	* A	W ⁽¹⁰⁾	2	1
5-5-1969	* H	L	5	10
5-13-1969 ⁽¹⁾	* A	L ⁽⁷⁾	2	5
5-13-1969 ⁽²⁾	* A	W ⁽⁷⁾	7	4
4-11-1970 ⁽¹⁾	* H	W ⁽⁷⁾	6	4
4-11-1970 ⁽²⁾	* H	W ⁽⁸⁾	5	0
5-1-1970	* A	L	3	5
4-10-1971 ⁽¹⁾	* N4	L	1	2
4-10-1971 ⁽²⁾	* N4	L	1	3
4-1-1972 ⁽¹⁾	* A	W ⁽⁷⁾	8	0
4-1-1972 ⁽²⁾	* A	L ⁽⁷⁾	1	3
4-16-1972	* H	W ⁽¹²⁾	5	4
4-3-1973	* H	W ⁽⁸⁾	3	4

GAME RESULTS VS. 2013 OPPONENTS

4-2-2000	*	A	L	2	5
4-27-2001	*	H	W	6	3
4-28-2001	*	H	W ⁽¹⁰⁾	10	9
4-29-2001	*	H	L	0	4
5-17-2001	+	N8	W	7	6
4-12-2002	*	A	W ⁽¹⁰⁾	11	7
4-13-2002	*	A	W	4	2
4-14-2002	*	A	L	5	12
5-10-2003	*	H	L	4	9
5-11-2003	*	H	W ⁽¹⁰⁾	5	4
5-12-2003	*	H	W	5	2
5-22-2003	+	N9	L	2	10
4-16-2004	*	A	W	2	1
4-17-2004	*	A	L	0	4
4-18-2004	*	A	W ⁽¹⁰⁾	4	2
5-26-2004	+	N9	W	7	6
5-28-2004	+	N9	L	5	6
3-18-2005	*	H	L	1	2
3-19-2005	*	H	W	9	1
3-20-2005	*	H	W	7	3
6-18-2006	!	N10	L	0	2
4-11-2008	*	H	L	2	8
4-12-2008	*	H	L	3	4
4-13-2008	*	H	L	4	8
3-6-2009	*	A	W ⁽¹⁰⁾	5	4
3-7-2009	*	A	L	2	5
3-8-2009	*	A	L	8	9
5-23-2009	+	N4	W ⁽¹¹⁾	4	3
4-23-2010	*	H	L	3	5
4-24-2010	*	H	W	10	6
4-25-2010	*	H	L	3	4
4-1-2011	*	A	L	3	13
4-2-2011	*	A	L	5	9
4-3-2011	*	A	L	4	5
3-9-2012	*	H	L	3	4
3-10-2012	*	H	L	3	6
3-11-2012	*	H	L ⁽¹¹⁾	5	6

* - ACC regular-season game; ^ - ACC Playoffs; % - not counted in ACC standings; + - ACC Tournament; ! - College World Series; N1 - Charlotte, NC; N2 - Gastonia, NC; N3 - Belmont, NC; N4 - Durham, NC; N5 - Raleigh, NC; N6 - Atlanta, GA; N7 - Greenville, SC; N8 - Fort Mill, SC; N9 - Salem, VA; N10 - Omaha, NE

N.C. State

Overall:110-73-1
at Clemson:56-24-1
at Doug Kingsmore Stadium:43-16
at N.C. State:40-37
at Neutral:14-12
ACC Regular-Season Games:87-58
ACC Tournament Games:7-4-1
One-Run Games:24-22
Extra-Inning Games:7-4-1
Under Jack Leggett:44-23
Longest CU Win Streak:10⁽¹⁹⁷⁶⁻⁷⁹⁾
Longest NCS Win Streak:5^(1959-61, 85-87)
Biggest CU Win:41-9⁽¹⁹⁷⁹⁾
Biggest NCS Win:20-5⁽¹⁹⁹³⁾

Date	Site	W-L	CU	Op
5-4-1921	H	W ⁽¹²⁾	1	0
4-21-1926	H	W	11	5
5-9-1927	H	W	7	0
4-7-1934	H	T ⁽¹¹⁾	7	7
3-30-1935	A	L	1	5
5-1-1936	H	L	5	12
3-25-1947	H	W	10	9
5-16-1949	N1	L	1	6
4-28-1951	A	L	5	7
4-4-1953	A	W	8	4
4-2-1954	* H	W	5	1
4-3-1954	* H	W	8	4
4-2-1955	* H	L ⁽⁷⁾	2	3
4-26-1955	* A	W	12	10
4-13-1956	* H	L	7	10
5-8-1956	* A	L	1	5
4-12-1957	* H	L	5	6
4-22-1957	* A	L	2	8
4-16-1958	* A	W	6	5
5-3-1958	* A	W	15	11
4-7-1959	* H	L	7	8
5-2-1959	* A	L	2	9
4-16-1960	* A	L	0	5
5-10-1960	* H	L ⁽¹⁰⁾	7	8
4-29-1961 ⁽¹⁾	* A	L ⁽⁷⁾	1	2
4-29-1961 ⁽²⁾	* A	W	11	6
4-28-1962	* A	W	9	2

5-12-1962	*	H	L	0	1
4-19-1963	*	H	W	14	7
5-10-1963	*	A	W	12	11
4-17-1964	*	A	L	2	3
5-8-1964	*	H	W	9	4
4-10-1965	*	H	L	5	8
5-1-1965	*	A	W	6	4
4-16-1966	*	A	L	6	7
5-16-1966	*	H	W	8	7
4-8-1967	*	H	W	9	6
5-9-1967	*	A	W	8	5
4-12-1968	*	H	W	14	7
5-3-1968 ⁽¹⁾	*	A	L ⁽⁷⁾	2	4
5-3-1968 ⁽²⁾	*	A	L ⁽⁷⁾	1	6
4-4-1969 ⁽¹⁾	*	H	W ⁽⁷⁾	5	3
4-4-1969 ⁽²⁾	*	H	W ⁽⁷⁾	3	0
5-12-1969	*	A	L	1	7
4-10-1970	*	H	W	2	0
5-12-1970 ⁽¹⁾	*	A	W ⁽⁷⁾	7	2
5-12-1970 ⁽²⁾	*	A	L ⁽⁷⁾	2	3
3-28-1971	*	N2	L	0	3
4-11-1971	*	A	W	4	0
4-2-1972	*	A	W	7	2
4-15-1972 ⁽¹⁾	*	H	W ⁽⁷⁾	7	0
4-15-1972 ⁽²⁾	*	H	L ⁽⁷⁾	2	3
4-13-1973 ⁽¹⁾	*	A	W ⁽⁷⁾	8	1
4-13-1973 ⁽²⁾	*	A	L ⁽⁷⁾	1	7
4-22-1973 ⁽¹⁾	+	N3	L ⁽¹⁰⁾	4	8
4-22-1973 ⁽²⁾	+	N3	L	2	3
4-7-1974	*	A	W	2	1
4-21-1974	*	H	W	5	0
4-28-1974 ⁽¹⁾	+	A	W	12	5
4-28-1974 ⁽²⁾	+	A	L	6	8
4-5-1975	*	H	W	6	5
4-6-1975	*	H	L	1	3
4-27-1975	+	N3	L	2	3
4-3-1976	*	A	W	7	4
4-4-1976	*	A	W	8	0
4-2-1977	*	H	W	7	3
4-22-1977	+	H	W	10	3
4-24-1977	+	H	W	14	6
3-19-1978	*	A	W	4	0
4-18-1978	*	A	W ⁽⁸⁾	2	1
4-22-1978	+	H	W	12	1
3-31-1979	*	H	W	8	1
4-7-1979	*	A	W	41	9
4-6-1980	*	H	L	3	6
4-25-1980	+	A	W	5	4
4-11-1981 ⁽¹⁾	*	H	W ⁽⁷⁾	6	1
4-11-1981 ⁽²⁾	*	H	W ⁽⁷⁾	2	0
3-17-1982	*	A	W	9	0
4-4-1982	*	H	L	13	16
4-3-1983	*	A	L	4	6
4-10-1983	*	H	L	4	8
4-21-1983	+	N3	W	8	1
3-31-1984	*	H	L	2	5
4-7-1984	*	A	W	15	7
4-6-1985	*	H	W	7	1
4-14-1985	*	A	L	4	9
4-12-1986	*	A	L	8	12
4-20-1986	*	H	L	2	6
5-17-1986	+	N4	L	4	6
4-4-1987 ⁽¹⁾	*	H	L ⁽⁷⁾	6	7
4-4-1987 ⁽²⁾	*	H	W ⁽⁷⁾	15	5
4-25-1987	*	N3	W	9	8
5-15-1987	+	N5	W	8	0
5-16-1987	+	N5	L	7	11
4-3-1988	*	H	W	9	8
5-6-1988	*	A	L	3	6
5-7-1988	*	A	L	8	9
3-24-1989	*	A	W	6	4
5-6-1989	*	H	W	11	3
5-7-1989	*	H	W	13	6
5-16-1989	+	N5	W	9	2
4-13-1990	*	H	W	6	3
4-14-1990	*	H	W	20	4
4-15-1990	*	H	W	6	5
5-15-1990	+	N5	L	5	6
4-12-1991	*	A	W	14	3
4-13-1991	*	A	L	7	8
4-14-1991	*	A	W	16	6
4-10-1992	*	H	W	6	2
4-11-1992	*	H	L	3	6
4-12-1992	*	H	W	3	2
5-12-1992	+	N5	L	1	11
5-13-1992	+	N5	L	3	7
4-9-1993	*	A	W	4	1
4-10-1993	*	A	L	5	20
4-11-1993	*	A	L	12	13

5-19-1993	+	N5	W	11	7
4-8-1994	*	H	W ⁽¹⁰⁾	10	8
5-10-1994	*	H	W	9	5
4-10-1994	*	H	W ⁽¹⁰⁾	6	5
5-19-1994	+	N5	W	17	5
4-14-1995	*	A	W ⁽¹⁰⁾	17	15
4-15-1995	*	A	W	13	1
4-16-1995	*	A	W	13	4
5-20-1995	+	N5	W	16	7
4-25-1996	*	H	L	6	18
4-26-1996	*	H	W	14	0
4-27-1996	*	H	L ⁽¹⁰⁾	1	4
4-18-1997	*	A	L	9	16
4-19-1997	*	A	L	4	17
4-20-1997	*	A	L	7	9
5-17-1997	+	N6	W ⁽¹⁰⁾	11	6
4-17-1998	*	H	W ⁽¹²⁾	11	10
4-18-1998	*	H	W	17	6
5-14-1999	*	A	L	9	19
5-15-1999	*	A	L	4	7
5-16-1999	*	A	W	7	4
5-19-1999	+	N4	W	7	6
4-7-2000	*	H	L	1	5
4-8-2000	*	H	W	9	0
4-9-2000	*	H	W	8	4
5-5-2001 ⁽¹⁾	*	A	W	7	6
5-5-2001 ⁽²⁾	*	A	L	3	4
5-6-2001	*	A	W	10	2
4-5-2002	*	H	W	6	4
4-6-2002	*	H	L	0	3
4-7-2002	*	H	W	10	2
5-24-2002	+	N6	W	5	3
3-28-2003	*	A7	L ⁽¹¹⁾	2	3
3-29-2003 ⁽¹⁾	*	A7	L	2	12
3-29-2003 ⁽²⁾	*	A7	W	12	10
4-23-2004	*	H	W	2	1
4-24-2004	*	H	W	4	3
4-25-2004	*	H	W	9	6
5-28-2004	+	N8	W	12	1
4-22-2005	*	A	L	3	8
4-23-2005	*	A	L	16	9
4-24-2005	*	A	L	8	9
5-27-2005	+	N9	W	5	4
3-24-2006	*	H	W	9	5
3-25-2006	*	H	W	4	2
3-26-2006	*	H	W	6	2
5-28-2006	+	N9	W	8	4
5-17-2007	*	A	L	4	11
5-18-2007	*	A	L	5	6
5-19-2007	*	A	W	6	3
3-21-2008	*	H	L	4	5
3-22-2008	*	H	W	3	2
3-23-2008	*	H	W	2	0
5-22-2008	+	N9	L ⁽⁷⁾	0	10
5-14-2009	*	A	W	13	8
5-15-2009	*	A	W	11	5
5-16-2009	*	A	W	5	4
3-13-2010 ⁽¹⁾	*	H	W	12	7
3-13-2010 ⁽²⁾	*	H	W	12	6
3-14-2010	*	H	W	7	6
5-26-2010	+	N10	L	8	13
3-25-2011	*	A	L	0	6
3-26-2011	*	A	L	3	5
3-27-2011	*	A	W	7	3
5-28-2011	+	N4	W	6	3
4-13-2012	*	H	W ⁽¹²⁾	7	6
4-14-2012	*	H	L	1	3
4-15-2012	*	H	L	3	6

* - ACC regular-season game; + - ACC Tournament; N1 - Laurinburg, NC; N2 - Columbia, SC; N3 - Chapel Hill, NC; N4 - Durham, NC; N5 - Greenville, SC; N6 - Saint Petersburg, FL; A7 - Kinston, NC; N8 - Salem, VA; N9 - Jacksonville, FL; N10 - Greensboro, NC

Presbyterian College

Overall:60-21
at Clemson:35-8
at Doug Kingsmore Stadium:3-1
at Presbyterian College:22-10
at Neutral:3-3
One-Run Games:11-7
Extra-Inning Games:4-2
Under Jack Leggett:4-2
Longest CU Win Streak:10⁽¹⁹¹¹⁻¹⁵⁾
Longest PRE Win Streak:4⁽¹⁹⁴³⁻⁴⁵⁾
Biggest CU Win:22-0⁽¹⁹⁴¹⁾
Biggest PRE Win:19-5⁽¹⁹⁴⁹⁾

Date	Site	W-L	CU	Opp
4-26-1906	N1	W	8	0
3-23-1907	A	W	15	1
4-12-1907	H	W	8	0
3-28-1908	H	W	7	2
4-30-1910	A	L	6	8
4-21-1911	H	W	6	0
4-22-1911	H	W	6	2
5-3-1912	A	W	3	2
5-4-1912	A	W	5	1
4-18-1913	H	W	5	1
5-2-1913	A	W	11	1
4-29-1914	A	W	7	3
4-30-1914	A	W	6	2
4-27-1915	H	W	8	2
4-28-1915	H	W	2	1
4-13-1917	A	L ⁽¹³⁾	0	1
4-28-1919	H	L	1	2
4-27-1920	H	W	6	2
5-8-1920	A	L	5	7
4-27-1921	H	W	8	0
5-7-1921	A	W	6	1
4-3-1922	H	W	5	0
4-21-1922	A	W	3	0
4-22-1922	A	W	8	3
4-9-1923	H	W	17	1
4-16-1924	H	L	4	7
5-8-1924	N2	W	4	1
4-17-1925	H	W	3	2
4-30-1925	N2	L	2	9
4-13-1926	H	W ⁽¹⁰⁾	7	6
4-28-1926	N2	L	1	5
4-15-1927	A	W	12	4
4-28-1927	H	L	6	7
4-16-1928	H	W	11	1
4-26-1928	H	W	6	0
4-24-1929	H	W ⁽¹⁰⁾	6	5
5-7-1929	A	W	7	1
5-1-1930	A	L	7	9
4-7-1932	A	W	7	1
4-21-1932 ⁽¹⁾	H	W	14	5
4-21-1932 ⁽²⁾	H	W ⁽²⁾	14	1
4-22-1932	H	W ⁽¹⁰⁾	12	11
4-6-1933	A	W	13	7
4-7-1933	A	L	3	8
4-25-1933 ⁽¹⁾	H	W	15	11
4-25-1933 ⁽²⁾	H	W ⁽²⁾	3	0
4-9-1934	A	W	15	8
4-25-1934	H	W	8	2
4-9-1935	H	W	10	2
5-1-1935	A	W	6	3
4-17-1936	H	W	10	8
4-28-1936	A	L ⁽⁷⁾	2	6
4-15-1937	A	W	5	4
5-6-1937	A	L	5	6
4-13-1938	H	W	4	2
4-22-1938	A	W	15	5
4-22-1939	H	W	10	7
4-15-1940	H	W	11	5
4-27-1940	A	W	12	1
4-5-1941	H	L	10	14
4-28-1941	H	W	22	0
4-20-1942	A	L ⁽¹⁰⁾	11	12
4-17-1943	H	W	13	12
4-28-1943	A	L	4	7
4-13-1945	A	L	7	8
4-20-1945	H	L	2	12
4-21-1945	H	L	6	12
4-19-1946	H	W	8	5
4-3-1947	A	W	8	2
4-23-1948	H	W	9	2
5-5-1948	A	W	2	1
4-1-1949	A	W	4	3
4-9-1949	H	L	5	19
4-1-1950	A	W	15	2
4-11-1950	H	W ⁽¹⁰⁾	11	10
4-23-2008	N3	W	12	7
3-17-2009	H	W	8	0
5-18-2010	H	W	8	2
3-16-2011	N3	L	3	4
4-12-2011	H	W	7	2
3-28-2012	H	L	4	8

N1 - Greenwood, SC; N2 - Laurens, SC; N3 - Greenville, SC

4-27-1945	H	W	6	4	
5-4-1945	A	L	7	11	
5-5-1945	A	L	0	4	
4-3-1946	A	L	1	2	
5-18-1946	H	W	12	2	
4-11-1947	A	W	4	1	
4-12-1947	A	W	17	8	
5-23-1947	H	W	17	3	
5-24-1947	H	W	10	8	
4-16-1948	H	L	4	7	
4-17-1948	H	W	11	2	
5-21-1948	A	W	7	2	
5-22-1948	A	W	6	5	
5-6-1949	H	W ⁽¹¹⁾	6	5	
5-20-1949	A	L	2	4	
5-21-1949	A	L	6	7	
5-5-1950	A	W	14	5	
5-6-1950	A	L	2	10	
5-15-1950	H	W ⁽¹¹⁾	8	7	
5-16-1950	H	W	18	9	
4-9-1951	H	W	8	6	
4-10-1951	H	W	11	1	
5-11-1951	N3	W	12	4	
5-12-1951	A	W ⁽⁷⁾	16	5	
4-4-1952	N3	W	5	2	
4-5-1952	A	L	4	6	
5-9-1952	H	W	3	1	
4-13-1953	H	W	13	4	
4-14-1953	H	L	7	9	
5-8-1953	A	W	2	0	
5-9-1953	A	L	4	13	
4-13-1954	*	A	W	10	1
5-4-1954	*	H	W	2	0
4-30-1955	*	H	L	3	4
5-11-1955	*	A	L	2	9
4-27-1956	*	A	W	5	1
5-11-1956	*	H	L	3	12
4-27-1957	*	A	L	3	4
5-14-1957	*	H	W	10	6
4-21-1958	*	H	W	5	3
5-9-1958	*	A	W	9	2
4-3-1959	*	A	W	11	0
5-12-1959	*	H	W	10	1
4-23-1960	*	H	W	12	10
5-5-1960	*	A	L	1	2
4-18-1961	*	H	W	21	5
4-25-1961	*	A	W	3	1
4-24-1962	*	A	W	5	4
5-8-1962	*	H	W	27	17
4-23-1963	*	H	W	9	2
5-14-1963	*	A	W	5	1
4-28-1964	*	A	W	4	2
5-12-1964	*	H	W	5	3
5-4-1965	*	H	W	18	1
5-13-1965	*	A	W	9	3
4-26-1966	*	H	W	11	6
5-19-1966	*	A	W	8	2
4-11-1967	*	A	L	1	4
4-18-1967	*	H	W	8	1
4-16-1968	*	H	W	6	5
5-7-1968 ⁽¹⁾	*	A	W ⁽⁷⁾	1	0
5-7-1968 ⁽²⁾	*	A	L ⁽⁷⁾	3	4
4-16-1969	*	A	T ⁽¹³⁾	4	4
5-6-1969 ⁽¹⁾	*	H	L ⁽⁷⁾	1	2
5-6-1969 ⁽²⁾	*	H	W ⁽⁷⁾	7	3
4-14-1970 ⁽¹⁾	*	A	L ⁽⁷⁾	1	2
4-14-1970 ⁽²⁾	*	A	W ⁽⁷⁾	2	1
5-5-1970	*	H	W	4	0
4-25-1971	*	H	W	8	2
5-4-1971	*	A	W	8	4
4-4-1972	H	W	8	0	
4-5-1972	A	L	1	2	
4-21-1972	N4	W	5	2	
4-4-1973	A	W	4	2	
4-10-1973	H	L	1	3	
4-28-1973	N5	W	9	5	
3-28-1974	H	L	0	3	
4-16-1975	A	L	2	6	
4-2-1976	A	W	10	6	
4-13-1976	H	L	3	4	
5-22-1976	\$	A	W	10	4
3-28-1977	H	L	1	2	
4-12-1977 ⁽¹⁾	A	L ⁽⁷⁾	6	7	
4-12-1977 ⁽²⁾	A	L ⁽⁷⁾	2	7	
4-1-1978	A	W	10	2	
4-2-1978	A	L	6	10	
4-30-1978	H	W	11	4	
3-24-1979	A	W	3	1	
3-25-1979	A	L	6	7	

4-14-1979		H	W	1	0
4-15-1979		H	W	6	3
4-15-1980		H	W	9	3
4-16-1980		H	W	4	3
5-10-1980		A	L	1	6
5-11-1980		A	L	1	4
5-24-1980	\$	H	W	6	2
5-25-1980	\$	H	W	17	12
4-3-1981		A	L	2	6
4-4-1981		A	L	7	12
4-13-1981		H	W ⁽¹¹⁾	5	4
4-14-1981		H	L	2	12
4-11-1982		H	W	4	1
4-12-1982		H	L	4	5
5-16-1982		A	L	5	11
5-17-1982		A	L	1	4
3-4-1983		H	W	8	0
4-26-1983		H	L ⁽¹⁰⁾	3	8
4-30-1983		A	W	8	1
5-1-1983		A	L	3	4
4-26-1985		A	L	2	14
4-27-1985		A	L	6	11
4-28-1985		A	L	5	6
5-14-1985		H	L	6	12
5-15-1985		H	L	6	8
5-16-1985		H	L	3	8
4-25-1986		H	W	16	5
4-26-1986		H	W	9	5
4-27-1986		H	L ⁽¹²⁾	4	9
5-3-1986		A	W	14	11
5-4-1986		A	L	0	5
5-5-1986		A	W	7	6
4-20-1987		H	W	5	3
4-21-1987		H	W	7	3
5-2-1987		A	W	5	3
5-3-1987		A	W	8	7
4-22-1988		H	W	7	6
4-23-1988		H	L	7	11
4-24-1988		H	W	8	5
4-30-1988		A	W	5	2
5-1-1988		A	L	6	7
3-31-1989		H	W	7	1
4-1-1989		H	W	12	6
4-2-1989		H	W	9	6
4-20-1989		A	W	5	3
4-21-1989		A	L	3	8
4-22-1989		A	L	1	7
3-31-1990	N6	W	6	0	
4-1-1990		H	W ⁽¹¹⁾	6	5
4-2-1990		H	W	9	0
4-12-1990		A	L	2	21
5-6-1990 ⁽¹⁾		A	L	4	5
5-6-1990 ⁽²⁾		A	L ⁽⁷⁾	3	7
3-22-1991		A	L	4	12
3-23-1991		A	L	10	11
3-24-1991		A	W	5	3
3-28-1991		H	W ⁽⁷⁾	7	5
4-4-1991		H	W	10	1
4-25-1991		H	W	7	6
3-26-1992		A	L	6	8
4-8-1992		H	W	5	3
4-21-1992		H	W	10	9
4-6-1993		H	W	17	3
4-7-1993		A	W	9	8
4-21-1993		H	W ⁽¹¹⁾	8	7
5-12-1993		A	L	5	8
3-16-1994		H	L	4	7
4-6-1994		A	W	7	2
4-13-1994		A	L ⁽¹⁷⁾	4	5
4-20-1994		H	L	3	4
3-28-1995		A	L	2	4
4-4-1995		H	W	7	2
4-12-1995		H	W	11	1
4-26-1995		A	W	18	6
4-3-1996		A	W	4	2
4-10-1996		H	W	11	0
4-17-1996		H	W	8	0
4-23-1996		A	W	7	5
4-2-1997		H	L	3	11
4-9-1997		A	W	15	1
4-16-1997		H	W	12	9
4-23-1997		A	L	16	38
4-1-1998		A	W	6	4
4-14-1999		A	W	8	7
4-21-1999		H	W	5	4
4-12-2000		H	L	3	6
4-19-2000		A	L ⁽¹²⁾	8	9
3-3-2001		H	L	8	21
3-4-2001		A	W	7	4

4-18-2001	A	L	3	9
4-25-2001	H	L	1	2
3-2-2002	A	W	9	7
3-3-2002	H	W ⁽¹⁰⁾	11	10
4-17-2002	H	L	6	8
4-24-2002	A	W	4	1
6-19-2002	! N7	L	4	12
6-21-2002	! N7	L	2	10
3-1-2003	H	W	8	0
3-2-2003	A	L	4	6
4-2-2003	A	W	4	2
4-9-2003	H	W	4	2
3-6-2004	A	L	2	5
3-7-2004	H	L ⁽¹⁰⁾	7	8
4-7-2004	H	W	9	4
4-14-2004	A	W	13	5
3-12-2005	H	L	3	6
3-13-2005	A	L	5	6
4-13-2005	H	W	12	2
4-20-2005	A	W	7	5
3-4-2006	A	L	2	6
3-5-2006	H	W	6	4
4-5-2006	A	W	3	2
4-12-2006	H	W	10	5
3-3-2007	H	L	0	12
3-4-2007	A	L	2	3
4-18-2007	A	L	2	4
4-25-2007	H	W	14	5
3-1-2008	A	L	1	10
3-2-2008	H	L	1	5
4-9-2008	A	L	1	7
4-16-2008	H	L	0	6
2-28-2009	H	L	1	3
4-7-2009	A	L	6	7
4-8-2009	H	W	7	5
4-22-2009	A	W	12	2
3-5-2010	H	W	4	3
3-6-2010	N6	L	5	7
3-7-2010	A	W	19	6
6-25-2010	! N7	L	1	5
6-26-2010	! N7	L	3	4
3-4-2011	A	L	3	6
3-6-2011	H	W	10	5
3-8-2011	N6	L	4	5
3-2-2012	N1	L ⁽¹¹⁾	2	3
3-3-2012	A	L	6	9
3-4-2012	H	W	6	5
6-2-2012	\$	A	L ⁽¹²⁾	4
6-3-2012	\$	A	L	3

* - ACC regular-season game; \$ - NCAA Regional; ! - College World Series; N1 - Charleston, SC; N2 - Anderson, SC; N3 - Orangeburg, SC; N4 - Sumter, SC; N5 - Spartanburg, SC; N6 - Greenville, SC; N7 - Omaha, NE

USC Upstate

Overall:	2-0
at Clemson:	2-0
at Doug Kingsmore Stadium:	2-0

GAME RESULTS VS. 2013 OPPONENTS

4-20-1954	*	A	W	5	0
4-25-1955	*	A	L	4	11
5-6-1955	*	H	L	11	15
4-14-1956	*	H	T ^(4,5)	6	6
5-7-1956	*	A	L ⁽⁸⁾	0	14
4-13-1957	*	H	L	6	9
4-23-1957	*	A	L	1	6
4-17-1958	*	H	W	12	8
4-26-1958	*	A	L	4	5
4-1-1959	*	H	W	4	3
4-25-1959	*	A	W	6	5
5-16-1959	^	N2	W	4	2
5-2-1960 ⁽¹⁾	*	H	W	15	5
5-2-1960 ⁽²⁾	*	H	L ⁽⁷⁾	2	3
4-8-1961	*	H	L	0	5
5-5-1961	*	A	L	3	4
4-20-1962	*	H	W	6	4
5-4-1962	*	A	L	4	20
5-14-1962	%	N3	W	6	0
4-26-1963	*	A	L	5	14
5-4-1963	*	H	L	8	14
4-25-1964	*	A	L ⁽¹¹⁾	3	4
5-1-1964	*	H	L	0	3
4-24-1965	*	H	W	9	5
5-8-1965	*	A	W	2	0
4-5-1966	*	H	W	7	3
4-23-1966	*	A	L	5	6
4-14-1967	*	A	W	8	2
4-6-1968 ⁽¹⁾	*	H	W ⁽⁷⁾	11	0
4-6-1968 ⁽²⁾	*	H	W ⁽⁷⁾	9	0
5-10-1968	*	A	W ⁽¹⁰⁾	2	0
4-8-1969 ⁽¹⁾	*	A	W ⁽⁷⁾	4	3
4-8-1969 ⁽²⁾	*	A	L ⁽⁷⁾	0	11
5-9-1969	*	H	W	7	6
4-4-1970 ⁽¹⁾	*	H	W ⁽⁷⁾	2	1
4-4-1970 ⁽²⁾	*	H	W ⁽⁷⁾	5	0
5-15-1970	*	A	W	9	5
4-3-1971	*	H	W	2	1
5-14-1971	*	A	W	9	1
4-8-1972 ⁽¹⁾	*	H	W ⁽⁷⁾	2	0
4-8-1972 ⁽²⁾	*	H	W ⁽⁷⁾	4	3
5-5-1972	*	A	L	8	9
3-27-1973	*	A	W	7	0
4-9-1973	*	H	W	5	3
4-20-1973	+	N4	W	10	3
4-6-1974	*	A	W	7	0
4-20-1974	*	H	W	12	3
4-19-1975	*	A	W	7	2
4-20-1975	*	A	W	6	1
4-26-1975	+	N4	W	15	1
3-31-1976 ⁽¹⁾	*	N5	W	7	5
3-31-1976 ⁽²⁾	*	N5	W	4	2
4-23-1976	+	H	W	2	0
3-19-1977	*	A	W	11	6
3-20-1977	*	A	W	13	12
4-23-1977	+	H	L	4	5
4-24-1977	+	H	L	9	22
3-12-1978	*	H	W	8	1
3-13-1978	*	H	W	11	3
4-24-1978	+	H	W	7	2
4-8-1979	*	A	W ⁽¹⁶⁾	8	6
4-9-1979	*	A	W	13	7
3-14-1980	*	H	W ⁽¹⁰⁾	5	4
4-11-1980	*	A	L	4	5
4-22-1980	+	N6	W	4	0
3-20-1981	*	A	L	6	7
4-5-1981	*	H	W ⁽¹¹⁾	6	5
4-24-1981	+	N4	W ⁽¹⁰⁾	6	5
3-14-1982	*	H	W	13	1
3-26-1983	*	H	W	8	4
4-16-1983	*	A	L	2	7
4-6-1984	*	A	W	13	1
4-14-1984	*	H	W	9	3
3-23-1985	*	A	W	10	9
3-24-1985	*	A	W	7	4
3-29-1986	*	H	W	7	1
3-30-1986	*	H	W	22	2
5-14-1986	+	N7	W ⁽¹⁴⁾	6	5
4-10-1987	*	A	W	12	6
4-11-1987	*	A	W	13	11
4-16-1987	*	H	W	13	3
5-13-1987	+	N8	W	11	4
4-10-1988	*	A	W	8	7
4-16-1988	*	H	W	11	7
4-17-1988	*	H	W	8	5
3-19-1989	*	A	W	11	0
3-20-1989	*	A	W	6	2
4-9-1989	*	H	W	6	3
3-9-1990	*	H	W	10	4

3-10-1990	*	H	L	1	3
3-11-1990	*	H	W	11	8
3-9-1991 ⁽¹⁾	*	A	L ⁽⁷⁾	10	11
3-9-1991 ⁽²⁾	*	A	W ⁽⁷⁾	13	7
3-10-1991	*	A	W	11	5
5-12-1991	+	N8	W	7	2
3-7-1992 ⁽¹⁾	*	H	W ⁽⁷⁾	7	2
3-7-1992 ⁽²⁾	*	H	W ⁽⁸⁾	2	1
3-8-1992	*	H	W	7	5
3-6-1993 ⁽¹⁾	*	A	L ⁽⁷⁾	1	3
3-6-1993 ⁽²⁾	*	A	W ⁽⁷⁾	4	1
3-7-1993	*	A	W	8	5
3-4-1994	*	H	W	5	4
3-5-1994	*	H	W	5	4
3-6-1994	*	H	W	8	6
3-17-1995	*	A	W	10	7
3-18-1995	*	A	W	4	3
3-19-1995	*	A	W	10	5
4-5-1996	*	H	W	9	1
4-6-1996	*	H	W	6	0
4-7-1996	*	H	L	7	8
3-28-1997	*	A	L	2	11
3-29-1997	*	A	W	10	9
3-30-1997	*	A	W	18	7
5-14-1997	+	N9	W	8	6
3-27-1998	*	H	W	10	2
3-28-1998	*	H	W	6	5
3-29-1998	*	H	L	2	8
3-26-1999	*	A	L	1	5
3-27-1999	*	A	L	6	11
3-28-1999	*	A	L	2	10
5-20-1999	+	N7	L	3	6
5-22-1999	+	N7	L	5	9
4-15-2000 ⁽¹⁾	*	H	W ⁽¹²⁾	6	5
4-15-2000 ⁽²⁾	*	H	W	5	4
4-16-2000	*	H	L	4	6
3-23-2001	*	A	W ⁽¹²⁾	4	1
3-24-2001	*	A	L	3	12
3-25-2001	*	A	W	9	1
4-26-2002	*	H	L	2	4
4-27-2002	*	H	W	5	3
4-28-2002	*	H	W	4	0
5-25-2002	+	N9	W	8	6
5-15-2003	*	A	W	6	2
5-16-2003	*	A	W	14	3
5-17-2003	*	A	W	4	3
3-26-2004	*	H	W	13	6
3-27-2004	*	H	W	7	4
3-28-2004	*	H	W	6	5
5-13-2005	*	A	W	4	1
5-14-2005	*	A	W ⁽¹¹⁾	17	14
5-15-2005	*	A	W	6	5
5-18-2006	*	H	W	26	1
5-19-2006	*	H	W	6	0
5-20-2006	*	H	W	7	3
5-24-2006	+	N10	W ⁽⁷⁾	13	1
4-13-2007	*	A	W	6	2
4-14-2007	*	A	L	5	6
4-15-2007	*	A	W	5	4
5-25-2007	+	N10	L	2	3
3-8-2008	*	A	L	11	13
3-9-2008 ⁽¹⁾	*	A	L	3	5
3-9-2008 ⁽²⁾	*	A	W	12	11
3-13-2009 ⁽¹⁾	*	H	W	4	1
3-13-2009 ⁽²⁾	*	H	W	6	1
3-15-2009	*	H	W	7	3
5-14-2010	*	A	L	5	9
5-15-2010	*	A	W	17	5
5-16-2010	*	A	L	2	11
4-22-2011	*	H	W	2	0
4-23-2011	*	H	L	3	9
4-24-2011	*	H	W	10	4
5-17-2012	*	A	L	2	5
5-18-2012	*	A	L	1	2
5-19-2012	*	A	L	0	7

* - ACC regular-season game; ^ - ACC Playoffs; + - ACC Tournament; % - not counted in ACC standings; N1 - Greensboro, NC; N2 - Thomasville, NC; N3 - Belmont, NC; N4 - Chapel Hill, NC; N5 - Columbia, SC; N6 - Raleigh, NC; N7 - Durham, NC; N8 - Greenville, SC; N9 - Saint Petersburg, FL; N10 - Jacksonville, FL

Western Carolina

Overall: 54-15
at Clemson: 38-5
at Doug Kingsmore Stadium: 38-5

at Western Carolina:.....	15-10			
at Neutral:.....	1-0			
One-Run Games:.....	7-2			
Extra-Inning Games:.....	3-2			
Under Jack Leggett :.....	28-10			
Longest CU Win Streak:.....	12 ⁽¹⁹⁸⁵⁻⁹⁰⁾			
Longest WCU Win Streak:.....	2 ^(1998-99,12)			
Biggest CU Win:.....	14-2 ⁽¹⁹⁸⁹⁻⁹⁰⁾			
Biggest WCU Win:.....	10-3 ⁽¹⁹⁸²⁾ 9-2 ⁽¹⁹⁸⁴⁾			
Date	Site	W-L	CU	Op
3-13-1974	H	L⁽¹⁰⁾	3	4
4-1-1975	H	W	8	0
4-3-1978	H	W	12	3
3-8-1979	H	W	8	3
4-1-1979	A	W	13	3
2-28-1980	H	W	10	2
4-10-1980	A	W	14	8
3-6-1981	H	W⁽¹⁰⁾	7	6
3-5-1982	H	W	5	0
3-29-1982	A	L	3	10
4-5-1983	H	W⁽⁸⁾	8	3
4-29-1983	A	L	7	13
4-5-1984	H	W	5	3
4-12-1984	A	L	2	9
4-23-1985	A	W	9	2
4-4-1986	A	W	8	0
4-7-1986	H	W	13	7
2-25-1987	H	W	8	1
3-1-1988	H	W	8	4
4-4-1988	H	W	20	11
4-14-1988	A	W	12	4
2-28-1989	H	W	9	8
3-14-1989	H	W	7	6
4-6-1989	A	W	14	2
4-10-1989	H	W	12	4
2-28-1990	H	W	14	2
3-31-1991	A	L	7	9
4-3-1991	H	W	13	3
12-19-1992	H	W	6	0
4-13-1993	A	W	12	2
4-15-1993	H	W	8	1
2-12-1994⁽¹⁾	H	W	3	1
2-12-1994⁽²⁾	H	W	4	1
2-13-1994	H	W⁽¹³⁾	6	5
3-14-1995	A	W	5	2
3-29-1995	H	W	5	4
3-5-1996	H	W	4	2
3-28-1996	A	W	13	3
4-9-1996	H	W	10	4
3-25-1997	A	L	4	9
3-26-1997	H	W	14	9
3-17-1998	H	W	5	1
3-19-1998	A	L	7	10
4-6-1999	A	L ⁽¹⁰⁾	8	9
4-7-1999	H	W	16	11
5-4-1999	H	W⁽¹⁰⁾	11	10
4-4-2000	H	W	11	7
4-26-2000	N1	W	13	4
4-24-2001	H	W	8	2
4-16-2002	H	W	13	9
5-15-2002	A	W	12	4
3-25-2003	A	L	5	9
4-1-2003	H	W	5	3
4-21-2004	H	W	8	7
4-12-2005	A	W	7	4
4-19-2005	H	W	10	1
4-4-2006	H	L	6	8
4-11-2006	A	W	8	3
3-20-2007	A	L	3	6
3-28-2007	H	W	15	6
4-15-2008	H	L	2	6
4-22-2008	A	W	6	0
4-14-2009	A	W	11	1
4-15-2009	H	W	13	2
4-14-2010	H	L	5	7
4-6-2011	H	W	12	3
4-27-2011	A	W ⁽⁸⁾	6	4
3-14-2012	A	L	4	8
4-4-2012	H	L	8	13
N1 - Asheville, NC				

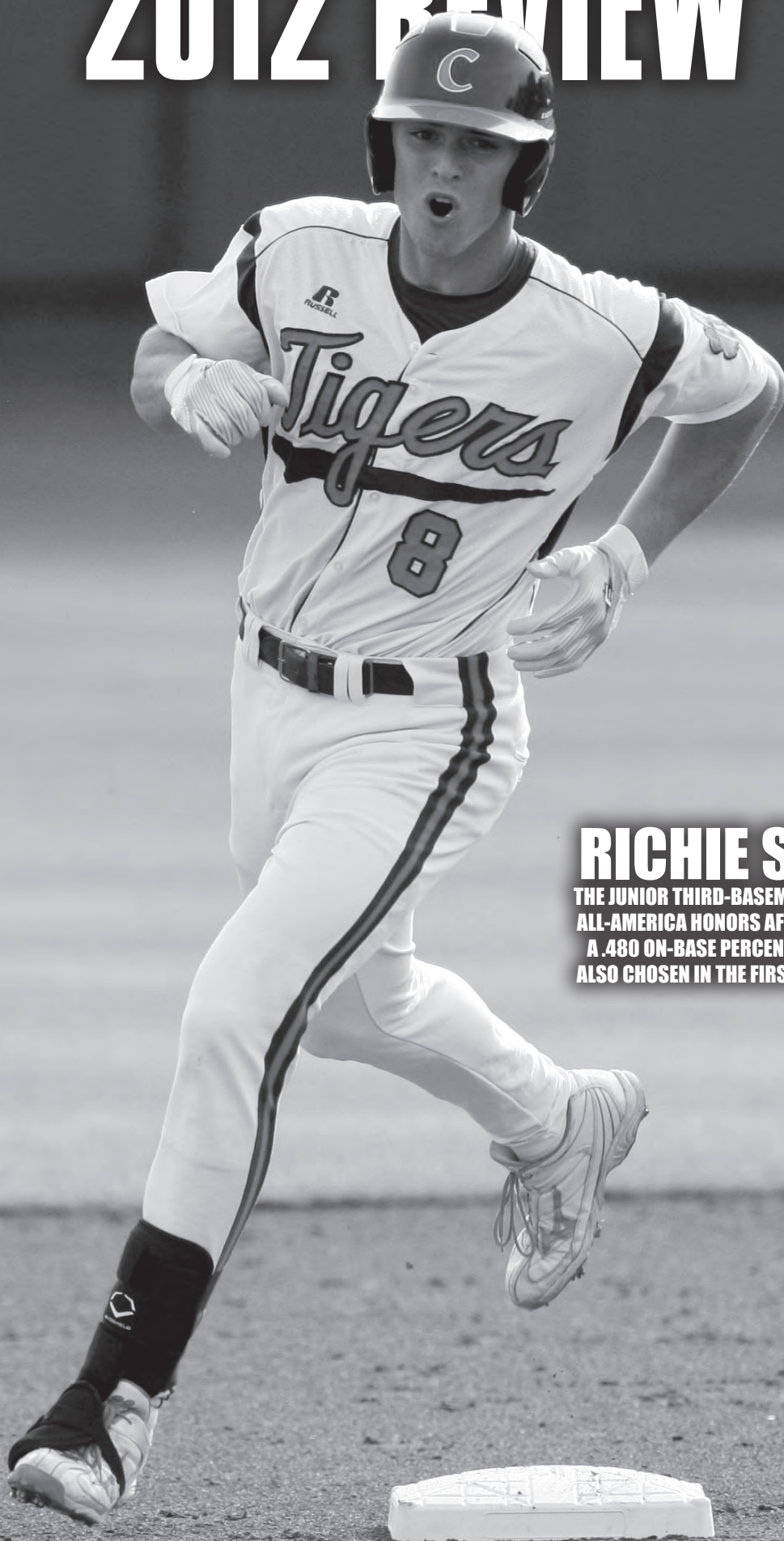
N1 - Asheville, NC

William & Mary

Overall: 3-0
at Clemson: 3-0
at Doug Kingsmore Stadium: 3-0
NCAA Tournament Games: 1-0
Under Jack Leggett: 3-0
Longest CU Win Streak: 3⁽²⁰⁰⁰⁻⁰⁶⁾
Biggest CU Win: 10-5⁽²⁰⁰⁶⁾

Date	Site	W-L	CU	Op
3-8-2000	H	W	10	6
5-25-2001	\$ H	W	4	1
3-8-2006	H	W	10	5
\$ - NCAA Regional				
Winthrop				
Overall:				18-4
at Clemson:				14-3
at Doug Kingsmore Stadium:				14-3
at Winthrop:				3-1
at Neutral:				1-0
NCAA Tournament Games:				1-0
One-Run Games:				3-1
Extra-Inning Games:				1-0
Under Jack Leggett :				7-3
Longest CU Win Streak:			11	(1983-99)
Longest WIN Win Streak:			2	(2005-06)
Biggest CU Win:			17-1	(1993)
Biggest WIN Win:			8-2	(2005)
Date	Site	W-L	CU	Op
3-14-1981	A	W	9	5
4-2-1981	H	W	6	4
3-28-1982	A	L	6	7
2-24-1983	H	W	11	2
4-15-1984	A	W	6	0
4-7-1985	H	W	13	5
3-9-1986	H	W	9	4
4-8-1991	H	W ⁽⁵⁾	5	0
3-3-1992	H	W	1	0
4-2-1992	N1	W ⁽¹¹⁾	12	11
2-24-1993	H	W	11	6
5-2-1993	A	W	17	1
2-27-1995	\$ H	W	9	5
5-7-1999	H	W	14	2
4-4-2001	H	L	4	8
4-3-2002	H	W	6	4
3-4-2003	H	W	5	4
4-13-2004	H	W	9	5
3-9-2005	H	L	2	8
4-18-2006	H	L	3	6
2-28-2007	H	W	6	4
4-3-2012	H	W	11	0
\$ - NCAA Regional; N1 - Fort Mill, SC				
Wofford				
Overall:				76-23-1
at Clemson:				39-8
at Doug Kingsmore Stadium:				9-0
at Wofford:				34-14
at Neutral:				3-1-1
One-Run Games:				10-9
Extra-Inning Games:				2-2
Under Jack Leggett :				11-0
Longest CU Win Streak:			21	(1997-48)
Longest WOF Win Streak:			3	(1898-00,08-09,19-21)
Biggest CU Win:			24-8	(1941)
Biggest WOF Win:			13-2	(1925)
Date	Site	W-L	CU	Op
5-7-1898	A	L	4	13
4-1-1899	A	L	5	6
4-27-1900	H	L	0	6
4-26-1901	H	W	7	5
5-3-1901	A	W	8	5
5-13-1902	H	W	6	3
5-1-1903	A	W	10	4
5-11-1903	H	W	11	1
4-12-1904	H	L	3	5
4-27-1904	A	L ⁽¹⁰⁾	2	4
5-3-1905	A	W	10	4
5-20-1905	N1	T	3	3
4-25-1906	A	W	9	2
5-11-1906	H	W	19	5
5-12-1906	N1	W	7	1
4-25-1907	A	W	10	1
4-14-1908	H	L	4	6
4-30-1908	A	L	2	4
4-22-1909	A	L	2	3
5-4-1909	H	W	6	2
4-14-1910 ⁽¹⁾	A	W	8	1
4-14-1910 ⁽²⁾	A	W	5	4
4-26-1911	A	W	8	5
5-5-1911	H	W	6	0
5-6-1911	H	L	2	3
4-24-1912	A	L ⁽¹⁰⁾	2	3
4-25-1912	A	W	4	2
4-30-1913	A	W	14	5
5-1-1913	A	W	9	0
4-15-1914	H	W	6	0

2012 REVIEW



RICHIE SHAFFER

THE JUNIOR THIRD-BASEMAN EARNED FIRST-TEAM ALL-AMERICA HONORS AFTER HITTING .336 WITH A .480 ON-BASE PERCENTAGE IN 2012. HE WAS ALSO CHOSEN IN THE FIRST ROUND OF THE DRAFT.

Tigers Earned 37th NCAA Tournament Bid

Clemson participated in its 37th all-time NCAA Regional when it played in the Columbia (SC) Regional from June 1-4 at Carolina Stadium. The 37 appearances are fifth-most in NCAA history, trailing only Texas (55), Florida State (50), Miami (FL) (41), and Oklahoma State (38).

Worth Noting

- Clemson lost its 28 games by a combined 69 runs (2.5 runs per loss). The Tigers won their 35 games by a combined 137 runs (3.9 runs per win).
- Clemson had 19 comeback wins among its 35 overall victories in 2012. In four of the wins, it overcame a deficit of four runs or more.
- Clemson outscored its opponents in all nine innings, except the first inning (36-33), and in extra innings in 2012.
- Clemson had five walkoff hits in 2012, tied for the most in a season under Head Coach Jack Leggett (1994-12). The 2003 team also had five walkoff hits. The Tigers also won a game on a walkoff wild pitch, meaning they won six games in walkoff fashion in 2012.
- Clemson was tied for 12th in the nation in double plays (62) on defense. That was a reason Clemson led the ACC in fielding percentage (.973).

Strength of Schedule #6

In 2012, Clemson had an unofficial strength of schedule of #6 according to WarrenNolan.com. There were 297 schools that played Division I baseball in 2012.

Tigers Set School Fielding Record

Clemson fielded at a .973 clip in 2012 to set a school record. The Tigers committed only 66 errors in 63 games. The .973 fielding percentage was first in the ACC. Each of Clemson's nine-best fielding percentages in school history have taken place in the last 13 years (since 2000) under Head Coach Jack Leggett.

Most teams have worse fielding percentages away from home due to being unfamiliar with different playing surfaces. However, Clemson thrived fielding outside the friendly confines of Doug Kingsmore Stadium. In its 28 games away from home, Clemson had a .978 fielding percentage, committing only 23 errors.

A big reason for Clemson's outstanding fielding percentage was senior shortstop Jason Stolz, who committed only four errors and had a stellar .985 fielding percentage. Stolz, who started all 63 games and played all but 4.2 innings at shortstop for the Tigers in 2012, was errorless in the field in each of last 34 games.

Seven Tigers on All-ACC Academic Team

Clemson placed seven players on the 2012 All-ACC Academic team. The seven selections were second-most in the ACC behind Florida State, who had nine selections. To be eligible for consideration, a student-athlete must have earned a 3.0 GPA for the previous semester and maintained a 3.0 cumulative GPA during his academic career.

Two Tigers earned All-ACC Academic honors for the third time, junior righthander Kevin Brady (special education) and senior infielder Jason Stolz (construction science & management). Junior righty Scott Firth (sociology), junior catcher Spencer Kieboom (marketing), and senior utility player Phil Pohl (management) all received All-ACC Academic honors for the second time. Junior outfielder Thomas Brittle (community recreation, sport, & camp management) and junior righthander Jonathan Meyer (management) were named to the All-ACC Academic team for the first time.

Seven Tigers Picked in Major League Draft

Seven Tigers were selected in the 2012 Major League draft from June 4-6. The seven picks tied for eighth-most in the nation and tied (with Florida State) for most by an ACC team. Arizona State led the nation with 10 draft picks. The 2012 draft only lasted 40 rounds, 10 less than previous years.

Junior corner infielder Richie Shaffer was a first-round draft selection (#25 overall) by the Tampa Bay Rays. He became the 15th first-round draft pick in Clemson history and the first Tiger in history to be drafted by the Rays.

Two Tigers were chosen on the second day of the draft. Junior catcher Spencer Kieboom was a fifth-round draft pick (#174 overall) of the Washington Nationals. Junior righthander Kevin Brady was a 10th-round draft pick (#338 overall) of the Philadelphia Phillies.

Four other Tigers were drafted on the final day of the draft. Junior righthander Dominic Leone was a 16th-round draft pick (#491 overall) of the Seattle Mariners. Senior infielder Jason Stolz was a 17th-round draft pick (#528 overall) of the Colorado Rockies. Senior utility player Phil Pohl was a 28th-round draft pick (#859 overall) of the Oakland Athletics. Junior righthander Scott Firth was a 32nd-round draft pick (#998 overall) of the Philadelphia Phillies.

David Haselden also signed a free-agent contract with the Chicago White Sox organization in July.

With the seven selections, Jack Leggett has had a total of 96 players drafted in his 19 years as head coach at Clemson. A total of 17 of those 96 players were drafted twice, meaning a Tiger has been drafted 113 times in his tenure. Fourteen more Tigers have signed a free-agent contract as well.

2012 Tiger Draftees

#	Player, Pos.	Cl.	Rd	Pick	Team
8	Richie Shaffer, 3B/1B	Jr.	1	25	Rays
22	Spencer Kieboom, C	Jr.	5	174	Nationals
19	Kevin Brady, RHP	*Jr.	10	338	Phillies
6	Dominic Leone, RHP	Jr.	16	491	Mariners
2	Jason Stolz, INF	Sr.	17	528	Rockies
9	Phil Pohl, C/1B/OF	Sr.	28	859	Athletics
20	Scott Firth, RHP	Jr.	32	998	Phillies
29	David Haselden, RHP	Sr.	FA	-----	White Sox

* - spent one season as a red-shirt player; FA - free-agent signee

Four Tigers Named to All-ACC Team

Four Tigers were named First or Second-Team All-ACC in 2012. The four were Clemson's predominant 1-4 hitters in the batting order. The Tigers' four offensive players named to the all-conference team were the most in the ACC. Florida State had the second-most with three offensive players.

Senior designated hitter Phil Pohl and junior third-baseman Richie Shaffer were both named First-Team All-ACC, while junior outfielder Thomas Brittle and sophomore second-baseman Steve Wilkerson were named Second-Team All-ACC. The team was compiled by a vote of the 12 ACC head coaches.

Pohl, who was a Second-Team All-ACC pick in 2011, led the team with 58 RBIs and hit .286 with 11 doubles, nine homers, 30 runs, and two steals. Shaffer led the team with a .336 batting average. Shaffer, who was also a First-Team All-ACC selection in 2011, totaled 10 homers, 21 doubles, two triples, 46 RBIs, 49 runs, 63 walks, a .480 on-base percentage, and eight steals in 2012.

Brittle, who had a 22-game hitting streak during the regular season, batted .298 with nine doubles, eight triples, two homers, 36 RBIs, 43 runs, and 15 stolen bases along with making many diving and run-saving catches in centerfield. Wilkerson hit .295 with 13 doubles, three triples, one homer, 31 RBIs, 49 runs, and 10 steals. Wilkerson had hitting streaks of 19 games and 15 games in 2012.

Brittle Had a 22-Game Hitting Streak

Thomas Brittle had a 22-game hitting streak, tied for the eighth-longest hitting streak in Clemson history, from April 3 to May 8. He was 40-for-105 (.381) with four doubles, six triples, two homers, 27 RBIs, 23 runs, four steals, and only eight strikeouts during his 22-game hitting streak. It was the 20th hitting streak of 20 games or more in Clemson history, while he became the 19th Tiger with a hitting streak of 20 games or more.

Firth Relished Relief Role

Junior righthander Scott Firth (Buffalo Grove, IL) was one of Clemson's top relievers in 2012. In his first two seasons, he alternated as both a starter and reliever. But in 2012, he made all of his appearances out of the bullpen and had some of the best numbers among Tiger hurlers.

In 51.2 innings pitched over a team-high 24 relief appearances, he was 4-0 with a team-high three saves and a team-best 2.09 ERA. His ERA was the best by a Tiger (given a minimum of 40 innings pitched) since 1998 (Scott Clackum (1.11 ERA)). He also allowed just 44 hits (.229 opponents' batting average) and 33 walks with 44 strikeouts.

Firth received the Stowe Award as Clemson's most valuable pitcher in 2012. After giving up a home run against #2 South Carolina on March 4, he went his next 23.0 innings pitched without allowing a run.

In his three-year career, Firth is 11-2 with three saves and a 2.81 ERA in 134.1 innings pitched over 56 appearances (11 starts). He has given up 129 hits (.250 opponents' batting average) with 107 strikeouts.

Pohl Named First-Team Academic All-American

Phil Pohl received First-Team Academic All-America honors in 2012, announced by CoSIDA, marking the second year in a row he received Academic All-America honors. The Capital One Academic All-America baseball team was selected by the College Sports Information Directors of America to recognize the nation's top student-athletes for their combined performance on the field and in the



SCOTT FIRTH'S 2.09 ERA IN 2012 WAS THE BEST BY A TIGER SINCE 1998.



**RICHIE SHAFFER
WAS 6-FOR-9
WITH TWO
HOMERS, TWO
DOUBLES, FOUR
RBIs, SIX RUNS,
AND SIX WALKS IN
THREE REGULAR-
SEASON GAMES
AGAINST SOUTH
CAROLINA TO
EARN THE BOB
BRADLEY AWARD.
SHAFFER WAS
PRESENTED
A PLAQUE BY
BRADLEY'S SON,
ROBERT.**

classroom. Pohl was also named First-Team All-District IV for the second year in a row.

Pohl was selected as the first-team designated hitter on the Academic All-America team. He became the Tiger baseball team's first first-team Academic All-American since 1995 (Paul Galloway). The Cooperstown, NY native and co-captain batted .286 with 11 doubles, nine homers, 58 RBIs, 30 runs, and two steals in starting all 63 games.

In the classroom, Pohl had a 3.63 career GPA in management. He was named to the ACC Academic Honor Roll each of his first three seasons. Pohl, who graduated on May 11, 2012, was also involved in several community service projects during his time at Clemson.

Shaffer Racked Up Awards & Numbers

Junior corner infielder Richie Shaffer (Charlotte, NC) became a regular in 2012 at racking up awards. In the three-game series against #2 South Carolina and arguably the nation's best pitching staff, he was 6-for-9 with two homers, two doubles, four RBIs, six runs, six walks, a 1.556 slugging percentage, and an .800 on-base percentage. He reached base in 12 of his 15 plate appearances in the series, including in all five of his plate appearances on March 4 in Clemson's 6-5 win to snap the Gamecocks' 19-game winning streak.

For his efforts, he received the Bob Bradley Award as Clemson's MVP of the three-game series against the Gamecocks. He was also named ACC Player-of-the-Week. Then in the next game against Holy Cross on March 7, he tied a school record with three doubles and became the first Tiger to accomplish that feat since 2006.

On April 2, he received his second ACC weekly honor of the season when he was named ACC Co-Player-of-the-Week. In five games, including four against top-20 ranked teams, he was 6-for-18 with three doubles, two homers, seven RBIs, five walks, and no errors in 16 chances at third base.

His third ACC weekly honor of the year came a week later when he was named ACC Player-of-the-Week on April 9. In five games, he was 12-for-21 (.571) with one homer, one double, seven RBIs, four runs, three walks, three steals, and no errors in 13 chances at third base. Shaffer, who also earned national hitter-of-the-week honors by NCBWA, had at least two hits in all five games. It was also the fourth ACC Player-of-the-Week honor of his career.

In 2012, Shaffer hit a team-best .336 with 10 homers, 21 doubles, two triples, 46 RBIs, 49 runs, 63 walks, eight steals, and a .480 on-base percentage in starting all 63 games. His 63 walks tied for third-most in the nation and tied for third-most in a season in school history.

After a slow start, his fielding percentage rose to .938. Prior to his error at Georgia Tech on April 29, he had gone

the previous 24 games without committing an error. He also committed just four errors in the last 43 games. For his efforts, he was named First-Team All-ACC for the second year in a row and a first-team All-Atlantic Region selection. He also earned first-team All-All-America honors by **Perfect Game**.

In his three-year career, he batted .325 with 30 homers, 47 doubles, four triples, 137 RBIs, 156 runs, a .448 on-base percentage, and 18 steals in 174 games (170 starts). He started each of the last 142 games as well.

Shaffer Picked in the First Round of the MLB Draft

Richie Shaffer was selected in the first round of the Major League draft on June 4. Shaffer was drafted by the Tampa Bay Rays with the #25 overall pick. He became Clemson's first first-round draft pick since Kyle Parker was taken with the #26 overall pick in 2010. He was also the 15th first-round draft pick in Tiger history and the first-ever Tiger drafted by the Rays.

Stolz Made the Most of His Senior Season

Jason Stolz (Marietta, GA), who started all 63 games at shortstop, had a solid senior season for the Tigers. He batted .270 with seven homers, 11 doubles, 26 RBIs, 36 runs, and five steals. He also led the team in batting average in ACC regular-season games (.310) and had an 11-game hitting streak from February to March.

However, his value was even greater in the field, where he committed only four errors in 266 chances, good for a stellar .985 fielding percentage. He was a stalwart in 2012, as he played 570.2 of the team's 575.1 innings on defense at shortstop. Stolz was also errorless in the field in the last 34 games (133 chances).

In the three-game series at Maryland, he was 6-for-11 (.545) with two doubles, one homer, three RBIs, and four runs to lead the Tigers to a sweep. In the first game of the series, he hit a one-out single in the ninth inning and scored the go-ahead run on Richie Shaffer's two-run triple. In the series-finale, he hit a solo homer in the fifth inning to tie the score, then he lofted a sacrifice fly in the seventh inning that gave Clemson the lead for good.

In the Columbia Regional, Stolz totaled two homers, two doubles, and five RBIs in four games. Against Coastal Carolina on June 3, he hit two homers to become the only Tiger in 2011 or 2012 to hit multiple long balls in one game.

Stolz was a career .278 hitter in four seasons (2009-12) in a Tiger uniform. He also totaled 88 RBIs, 105 runs, 182 hits, 31 doubles, 10 homers, 25 sacrifice bunts, 24 stolen bases, and a .959 fielding percentage at three different infield positions in 218 career games (190 starts). He started all 126 games over the 2011 and 2012 seasons as well.

TIGER TIDBITS

Clemson's Record...

In All Games	35-28
In Home Games	21-14
In Road Games	9-11
In Neutral-Site Games	5-3
In All ACC Regular-Season Games	16-14
In Home ACC Regular-Season Games	8-7
In Road ACC Regular-Season Games	8-7
In All Non-ACC Regular-Season Games	16-10
In Home Non-ACC Regular-Season Games	14-7
In Road Non-ACC Regular-Season Games	1-2
In Neutral Non-ACC Regular-Season Games	1-1
In ACC Tournament Games	1-2
In NCAA Tournament Games	2-2
In February	4-2
In March	10-10
In April	12-7
In May	7-7
In June	2-2
On Monday	1-2
On Tuesday	7-1
On Wednesday	2-4
On Thursday	0-2
On Friday	7-7
On Saturday	11-7
On Sunday	7-5
After a Loss	16-11
Against Top-25 Teams	8-12
Against Top-10 Teams	6-9
Against Top-5 Teams	4-5
In Day Games	21-19
In Night Games	14-9
Against Lefty Starters	10-14
Against Righty Starters	25-14
In 1-Run Games	6-11
In 2-Run Games	9-4
In 3-Run Games	5-6
When Scoring First	21-7
When Scoring in the 1st Inning	18-6
When Leading at the End of 7 Innings	26-3
When Trailing at the End of 7 Innings	4-19
When Tied at the End of 7 Innings	5-6
When Leading at the End of 8 Innings	27-2
When Trailing at the End of 8 Innings	1-23
When Tied at the End of 8 Innings	7-3
In Extra Innings	4-4
When Scoring 5 or More Runs	28-8
When Allowing Less Than 5 Runs	23-9
When Out-Hitting Opponents	23-5
When Clemson Had 10 or More Hits	22-5
When Clemson Hit a Home Run	21-11
When Clemson Committed 0 or 1 Errors	28-17
When Wearing Orange Jerseys	2-7
When Wearing Purple Jerseys	17-12
When Wearing White Jerseys	16-9

Inning-By-Inning Scoring

Team	1	2	3	4	5	6	7	8	9	Ex.
Clemson	33	41	44	43	40	41	49	31	27	8
Opponents	36	24	38	35	35	36	29	28	22	6

Tiger Multiple Hit Game Leaders

# Player	2	3	4	5+	Total
8 Richie Shaffer	14	9	1	--	24
17 Steve Wilkerson	13	5	2	--	20
9 Phil Pohl	13	6	--	--	19
4 Thomas Brittle	9	4	2	--	15
2 Jason Stolz	11	4	--	--	15
12 Jon McGibbon	10	3	--	--	13
22 Spencer Kieboom	6	3	--	1	10
3 Brad Felder	8	2	--	--	10
13 Jay Baum	7	--	--	--	7
Totals	100	37	5	1	143

Tiger Multiple RBI Game Leaders

# Player	2	3	4	5+	Total
9 Phil Pohl	9	3	--	2	14
8 Richie Shaffer	10	3	--	--	13
4 Thomas Brittle	6	2	--	1	9
12 Jon McGibbon	4	1	2	1	8
22 Spencer Kieboom	4	2	--	1	7
17 Steve Wilkerson	7	--	--	--	7
3 Brad Felder	4	1	1	--	6
2 Jason Stolz	4	1	1	--	6
13 Jay Baum	1	1	--	--	2
Totals	52	16	4	5	77

2012 SEASON STATS

#	Player	Avg	GP-GS	AB	R	H	2B	3B	HR	RBI	TB	Slg%	BB	HP	SO	GDP	OB%	SF	SH	SB-SBA
8	Richie Shaffer	.336	63-63	232	49	78	21	2	10	46	133	.573	63	3	53	2	.480	2	0	8-10
4	Thomas Brittle	.298	58-56	228	43	68	9	8	2	36	99	.434	22	11	32	0	.384	2	2	15-18
17	Steve Wilkerson	.295	59-59	258	49	76	13	3	1	31	98	.380	22	3	39	3	.353	3	4	10-12
9	Phil Pohl	.286	63-63	255	30	73	11	0	9	58	111	.435	18	12	44	7	.355	5	1	2-5
2	Jason Stolz	.270	63-63	237	36	64	11	0	7	26	96	.405	19	3	46	0	.331	1	7	5-9
3	Brad Felder	.263	54-45	175	32	46	8	0	7	26	75	.429	19	2	40	3	.338	2	1	11-12
22	Spencer Kieboom	.250	58-56	204	25	51	7	0	3	33	67	.328	19	2	17	6	.314	4	5	0-0
12	Jon McGibbon	.233	59-57	215	29	50	8	1	5	33	75	.349	27	2	44	3	.317	5	4	0-1
13	Jay Baum	.220	54-45	159	24	35	4	1	0	11	41	.258	28	5	19	4	.354	0	4	7-10
----- Others -----																				
5	Joe Costigan	.289	30-8	45	5	13	4	0	0	7	17	.378	5	2	9	1	.377	1	0	0-0
10	Mike Dunster	.233	19-6	30	2	7	2	0	0	4	9	.300	4	0	10	1	.324	0	1	0-0
30	Garrett Boulware	.214	28-17	56	7	12	2	0	0	2	14	.250	5	4	14	0	.323	0	1	2-2
18	Tyler Slaton	.189	47-17	53	15	10	1	0	0	7	11	.208	12	2	17	0	.353	1	1	6-6
1	Dominic Attanasio	.183	29-12	60	11	11	1	0	0	6	12	.200	5	1	13	1	.258	0	0	2-3
37	Kevin Caughman	.000	3-0	1	0	0	0	0	0	0	0	.000	2	0	1	0	.667	0	0	0-0
32	Andrew Cleveland	.000	2-0	1	0	0	0	0	0	0	0	.000	0	0	1	0	.000	0	0	0-0
CLEMSON		.269	63-63	2209	357	594	102	15	44	326	858	.388	270	52	399	31	.358	26	31	68-88
OPPONENTS		.269	63-63	2186	289	588	106	12	35	261	823	.376	248	53	460	46	.354	26	45	49-64

LOB - Team (538), Opp (543). DPs turned - Team (62), Opp (41). CI - Team (0), Opp (1). IBB - Team (17), Shaffer 12, Felder 2, Pohl 2, Baum 1, Opp (6).

#	Player	ERA	W-L	APP	GS	CG	SHO/CBO	SV	IP	H	R	*ER	BB	SO	AB	O/BA	WP	HBP	BK
19	Kevin Brady	2.54	1-3	14	11	0	0/0	0	63.2	54	22	18	24	62	230	.235	6	5	3
21	Kevin Pohle	3.66	7-4	16	14	0	0/0	0	76.1	80	43	31	32	40	289	.277	3	3	1
28	Jonathan Meyer	3.96	2-5	24	6	0	0/0	1	63.2	79	33	28	18	38	255	.310	2	4	0
23	Daniel Gossett	4.32	6-3	19	10	0	0/1	2	77.0	62	37	37	39	87	281	.221	9	6	0
6	Dominic Leone	5.25	7-4	16	16	0	0/0	0	84.0	90	52	49	41	66	312	.288	4	7	3
----- Others -----																			
27	Kyle Bailey	0.00	0-0	2	0	0	0/0	0	1.0	2	0	0	1	1	6	.333	0	0	0
20	Scott Firth	2.09	4-0	24	0	0	0/0	3	51.2	44	15	12	33	44	192	.229	5	5	0
36	Matt Campbell	2.49	1-2	13	0	0	0/0	2	25.1	19	8	7	11	29	90	.211	2	2	0
15	Mike Kent	3.76	1-2	21	1	0	0/0	2	38.1	42	20	16	10	21	152	.276	4	5	0
29	David Haselden	3.78	4-2	18	5	0	0/1	1	47.2	61	23	20	20	33	193	.316	5	6	0
43	Patrick Andrews	5.52	2-3	20	0	0	0/0	2	29.1	29	22	18	15	25	110	.264	7	3	0
51	Joseph Moorefield	6.23	0-0	19	0	0	0/1	0	8.2	13	7	6	2	11	39	.333	0	2	0
42	Clay Bates	7.27	0-0	9	0	0	0/0	0	8.2	13	7	7	2	3	37	.351	1	5	1
CLEMSON		3.90	35-28	63	63	0	1/1	13	575.1	588	289	249	248	460	2186	.269	48	53	8
OPPONENTS		5.08	28-35	63	63	1	1/1	19	564.2	594	357	319	270	399	2209	.269	52	52	8

PB - Team (2), Pohl 2, Opp (9). Pickoffs - Team (7), Leone 3, S. Kieboom 2, Firth 1, Gossett 1, Opp (12). IBB - Team (6), Firth 3, Pohle 2, Meyer 1, Opp (17). * - Clemson had no team unearned runs

Note: **Bold** denotes returning player.

FIELDING

#	Player	GP-GS	C	PO	A	E	Fld %	DP
18	Tyler Slaton	47-17	43	40	3	0	1.000	0
6	Dominic Leone	16-16	23	4	19	0	1.000	2
28	Jonathan Meyer	24-6	22	5	17	0	1.000	0
21	Kevin Pohle	16-14	21	8	13	0	1.000	0
23	Daniel Gossett	19-10	16	6	10	0	1.000	0
19	Kevin Brady	14-11	9	5	4	0	1.000	1
5	Joe Costigan	30-8	6	6	0	0	1.000	0
43	Patrick Andrews	20-0	4	1	3	0	1.000	1
10	Mike Dunster	19-6	4	1	3	0	1.000	1
36	Matt Campbell	13-0	3	1	2	0	1.000	0
42	Clay Bates	9-0	2	1	1	0	1.000	0
51	Joseph Moorefield	19-0	1	1	0	0	1.000	0
22	Spencer Kieboom	58-56	406	357	46	3	.993	2
4	Thomas Brittle	58-56	170	159	9	2	.988	2
2	Jason Stolz	63-63	266	72	190	4	.985	42
9	Phil Pohl	63-63	167	154	10	3	.982	8
12	Jon McGibbon	59-57	555	506	39	10	.982	47
13	Jay Baum	54-45	110	88	19	3	.973	8
30	Garrett Boulware	28-17	35	32	2	1	.971	0
3	Brad Felder	54-45	97	87	6	4	.959	1
1	Dominic Attanasio	29-12	20	18	1	1	.950	0
8	Richie Shaffer	63-63	177	51	115	11	.938	10
17	Steve Wilkerson	59-59	281	109	154	18	.936	39
20	Scott Firth	24-0	21	8	11	2	.905	1
15	Mike Kent	21-1	8	4	3	1	.875	0
29	David Haselden	18-5	7	2	3	2	.714	0
27	Kyle Bailey	2-0	1	0	0	1	.000	0
CLEMSON		63-63	2475	1726	683	66	.973	62
OPPONENTS		63-63	2393	1694	613	86	.964	41

Note: **Bold** denotes returning player.

JASON STOLZ HAD A REMARKABLE .985 FIELDING PERCENTAGE
BY COMMITTING JUST FOUR ERRORS AT SHORTSTOP IN 2012.



**35-28 Overall, 16-14 ACC Regular Season, 1-2 ACC Tournament, 2-2 NCAA Tournament,
21-14 Home, 9-11 Away, 5-3 Neutral, 21-19 Day, 14-9 Night, 6-11 One-Run Games, 4-4 Extra Innings, 8-12 vs. Top-25 Teams**

Date	Opponent (Rank)	W-L	Score	Site	CU Rank	Clemson Pitcher	Opp. Pitcher	Time	CU R-H-E	Opp. R-H-E	Attendance
2-17	UAB	L	1 - 2	H	16 - 25 - 23	Campbell (0-1)	• Napoleon (1-0)	2:33	1 - 4 - 0	2 - 8 - 1	5944
2-18	UAB ⁽¹⁾	W	6 - 1	H	16 - 25 - 23	• Leone (1-0)	• Bullard (0-1)	2:27	6 - 11 - 0	1 - 8 - 2	-----
2-18	UAB ⁽²⁾	W	7 - 4	H	16 - 25 - 23	Pohle (1-0)	Munger (0-1)	2:31	7 - 7 - 2	4 - 12 - 2	5608
2-24	Maine	L	5 - 6	H	16 - 25 - 23	Meyer (0-1)	Balentina (1-0)	2:50	5 - 10 - 1	6 - 12 - 3	3793
2-25	Maine	W	9 - 5	H	16 - 25 - 23	• Leone (2-0)	• Gibbs (0-1)	2:54	9 - 9 - 0	5 - 10 - 0	5340
2-26	Maine	W	9 - 6	H	16 - 25 - 23	Pohle (2-0)	Connolly (0-1)	2:56	9 - 14 - 5	6 - 10 - 0	3989
3 - 2	South Carolina (3-2-3)	L ⁽¹¹⁾	2 - 3	^N1	15 - 20 - 19	Gossett (0-1)	Koumas (1-0)	3:26	2 - 6 - 0	3 - 8 - 3	5851
3 - 3	South Carolina (3-2-3)	L	6 - 9	A	15 - 20 - 19	• Leone (2-1)	Beal (1-0)	3:08	6 - 8 - 1	9 - 11 - 2	8242
3 - 4	South Carolina (3-2-3)	W	6 - 5	H	15 - 20 - 19	Firth (1-0)	Koumas (1-1)	2:52	6 - 12 - 4	5 - 9 - 3	6039
3 - 7	Holy Cross	W	16 - 4	H	20 - 20 - 19	• Haselden (1-0)	• Walker (0-3)	3:11	16 - 16 - 2	4 - 13 - 0	3564
3 - 9	* North Carolina (8-6-7)	L	3 - 4	H	20 - 20 - 19	• Brady (0-1)	• Emanuel (4-0)	2:54	3 - 8 - 0	4 - 7 - 1	4441
3-10	* North Carolina (8-6-7)	L	3 - 6	H	20 - 20 - 19	Gossett (0-2)	Taylor (3-0)	3:05	3 - 8 - 4	6 - 6 - 0	5513
3-11	* North Carolina (8-6-7)	L ⁽¹¹⁾	5 - 6	H	20 - 20 - 19	Campbell (0-2)	Morin (1-0)	4:12	5 - 10 - 1	6 - 12 - 2	4368
3-14	Western Carolina	L	4 - 8	A		Haselden (1-1)	Nadale (2-0)	2:40	4 - 7 - 2	8 - 14 - 4	1627
3-16	* Boston College	W	6 - 4	^H		• Brady (1-1)	• Stevens (2-1)	2:46	6 - 8 - 0	4 - 6 - 1	4021
3-17	* Boston College	W	6 - 3	^H		• Leone (3-1)	• Gordon (1-1)	2:37	6 - 11 - 1	3 - 4 - 0	4598
3-18	* Boston College	W	5 - 1	H		• Pohle (3-0)	• Alvarez (1-3)	2:38	5 - 10 - 0	1 - 11 - 0	4083
3-20	Elon	W	6 - 2	^H		• Meyer (1-1)	• McCoury (0-1)	2:40	6 - 9 - 0	2 - 10 - 1	3760
3-21	Elon	W	4 - 2	N2		• Gossett (1-2)	Whitehead (0-2)	2:31	4 - 9 - 0	2 - 5 - 2	2319
3-23	* Virginia	L	3 - 6	^A		• Brady (1-2)	• Silverstein (2-2)	3:07	3 - 8 - 3	6 - 10 - 1	3227
3-24	* Virginia	L	1 - 5	A		• Leone (3-2)	• KLINE (4-2)	2:14	1 - 2 - 0	5 - 9 - 0	3033
3-25	* Virginia	L	3 - 5	A		• Pohle (3-1)	• Lewicki (1-1)	2:56	3 - 10 - 2	5 - 8 - 0	3129
3-27	Georgia (25-NR-18)	W	10 - 5	^A		• Gossett (2-2)	Crumley (1-1)	3:18	10 - 16 - 0	5 - 8 - 3	2691
3-28	Presbyterian College	L	4 - 8	^H		• Meyer (1-2)	• Grammer (1-1)	2:26	4 - 6 - 4	8 - 8 - 0	3496
3-30	* Miami (FL) (12-7-8)	W	3 - 1	^H		Campbell (1-2)	• Erickson (4-3)	2:52	3 - 8 - 1	1 - 4 - 4	4117
3-31	* Miami (FL) (12-7-8)	W	3 - 1	H		• Leone (4-2)	• Whaley (3-2)	2:25	3 - 8 - 1	1 - 7 - 3	4758
4 - 1	* Miami (FL) (12-7-8)	L	2 - 4	H		Kent (0-1)	Salcines (3-0)	2:50	2 - 7 - 2	4 - 12 - 1	4382
4 - 3	Winthrop	W	11 - 0	^H		• Gossett (3-2)	• Strong (0-2)	2:15	11 - 14 - 0	0 - 4 - 1	3281
4 - 4	Western Carolina	L	8 - 13	H		Andrews (0-1)	Blackwell (1-0)	3:39	8 - 13 - 4	13 - 22 - 1	3437
4 - 6	* Duke	W ⁽¹¹⁾	4 - 1	^A		Firth (2-0)	Istler (2-2)	3:15	4 - 10 - 0	1 - 7 - 4	1582
4 - 7	* Duke	W	11 - 5	A		• Leone (5-2)	• Swart (3-4)	3:12	11 - 15 - 2	5 - 12 - 2	1123
4 - 8	* Duke	W	4 - 2	A		• Pohle (4-1)	Istler (2-3)	2:25	4 - 9 - 0	2 - 6 - 1	1038
4 - 10	Furman	W	12 - 5	^N2		Haselden (2-1)	• de Gruy (1-1)	2:57	12 - 11 - 1	5 - 15 - 3	5610
4-11	Georgia	L	7 - 8	^H		Andrews (0-2)	Ripple (1-0)	3:36	7 - 11 - 0	8 - 8 - 2	4386
4-13	* N.C. State (22-17-21)	W ⁽¹²⁾	7 - 6	^H		Firth (3-0)	Tzamtzis (3-3)	4:26	7 - 12 - 1	6 - 6 - 2	4964
4-14	* N.C. State (22-17-21)	L	1 - 3	H		• Leone (5-3)	• Rodon (6-0)	2:52	1 - 5 - 0	3 - 9 - 1	5619
4-15	* N.C. State (22-17-21)	L	3 - 6	H		• Pohle (4-2)	• Jernigan (4-1)	2:59	3 - 7 - 2	6 - 8 - 1	4605
4-17	Charleston Southern	W	3 - 2	H		Andrews (1-2)	Weekley (1-5)	2:33	3 - 9 - 0	2 - 9 - 0	3323
4-20	* Maryland	W	5 - 4	^A		Firth (4-0)	Haslup (3-4)	2:46	5 - 10 - 1	4 - 10 - 1	878
4-21	* Maryland ⁽¹⁾	W	5 - 3	A		• Leone (6-3)	• Harman (5-3)	2:40	5 - 12 - 0	3 - 11 - 1	-----
4-21	* Maryland ⁽²⁾	W	7 - 2	A		Meyer (2-2)	• Carroll (3-2)	2:22	7 - 12 - 0	2 - 6 - 0	1148
4-24	Coastal Carolina	L	7 - 10	^H		Andrews (1-3)	Burke (5-3)	3:33	7 - 9 - 1	10 - 15 - 5	3397
4-27	* Georgia Tech	L ⁽¹³⁾	5 - 6	^A		Meyer (2-3)	Didrick (1-0)	3:40	5 - 9 - 0	6 - 9 - 1	1627
4-28	* Georgia Tech	W	13 - 7	A		Kent (1-1)	• Isaacs (5-3)	3:06	13 - 17 - 0	7 - 12 - 1	1947
4-29	* Georgia Tech	W	11 - 8	A		Gossett (4-2)	• Pitts (4-4)	3:14	11 - 18 - 2	8 - 9 - 1	3626
5 - 5	College of Charleston	W ⁽¹¹⁾	4 - 3	^H		Gossett (5-2)	Peterson (1-2)	3:19	4 - 4 - 0	3 - 9 - 1	5030
5 - 6	College of Charleston	W	12 - 3	^H		• Pohle (5-2)	• Renfro (6-5)	2:52	12 - 13 - 0	3 - 8 - 2	4382
5 - 7	College of Charleston	L	2 - 4	H		• Meyer (2-4)	• Pegler (8-2)	2:29	2 - 6 - 3	4 - 8 - 0	3343
5 - 8	Tennessee Tech	W ⁽¹⁰⁾	9 - 8	H		Haselden (3-1)	McWhirter (0-4)	3:32	9 - 14 - 1	8 - 17 - 2	3251
5-12	* Florida State (1-1-1)	W	7 - 2	^H		Gossett (6-2)	• Leibbrandt (6-2)	3:06	7 - 9 - 1	2 - 7 - 1	5822
5-14	* Florida State ⁽¹⁾ (1-6-1)	W	9 - 7	H		• Pohle (6-2)	• Compton (9-1)	3:31	9 - 9 - 1	7 - 12 - 2	-----
5-14	* Florida State ⁽²⁾ (1-6-1)	L	5 - 9	^H		• Meyer (2-5)	Smith (2-0)	3:02	5 - 9 - 1	9 - 16 - 0	4965
5-15	Furman	W	9 - 2	^H		• Haselden (4-1)	• Gary (3-1)	2:37	9 - 9 - 0	2 - 9 - 2	3769
5-17	* Wake Forest	L	2 - 5	^A		• Leone (6-4)	• Cooney (6-6)	2:18	2 - 7 - 1	5 - 6 - 0	648
5-18	* Wake Forest	L	1 - 2	^A		• Gossett (6-3)	Dimock (3-3)	2:24	1 - 5 - 0	2 - 6 - 0	1241
5-19	* Wake Forest	L	0 - 7	A		• Pohle (6-3)	• Holmes (7-2)	2:53	0 - 4 - 1	7 - 8 - 0	1461
5-24	+ Virginia (17-24-19)	L	2 - 3	N3		Kent (1-2)	Crockett (5-2)	3:18	2 - 5 - 0	3 - 5 - 2	3331
5-25	+ Florida State (1-5-1)	W	9 - 7	N3		Andrews (2-3)	Benincasa (4-1)	3:30	9 - 11 - 0	7 - 11 - 2	3282
5-26	+ Georgia Tech	L	1 - 5	N3		• Pohle (6-4)	• Davies (1-3)	2:50	1 - 5 - 2	5 - 10 - 1	3272
6 - 1	\$ Coastal Carolina	W	11 - 3	N4		• Pohle (7-4)	• Wallace (5-1)	2:47	11 - 13 - 1	3 - 7 - 1	6791
6 - 2	\$ South Carolina (7-2-6)	L ⁽¹²⁾	4 - 5	A		Brady (1-3)	Beal (4-4)	4:06	4 - 8 - 0	5 - 12 - 2	8242
6 - 3	\$ Coastal Carolina	W	5 - 3	N4		• Leone (7-4)	• Smith (2-2)	3:28	5 - 11 - 2	3 - 7 - 1	6111
6 - 3	\$ South Carolina (7-2-6)	L	3 - 4	A		• Haselden (4-2)	• Montgomery (5-1)	2:39	3 - 7 - 2	4 - 10 - 0	8242

* - ACC regular-season game; + - ACC Tournament; \$ - NCAA Regional; N1 - Charleston, SC; N2 - Greenville, SC (Fluor Field); N3 - Greensboro, NC; N4 - Columbia, SC; ^ - night game; - decision came in a starting role; Note: Pitchers in ALL CAPS denotes a complete game; **bold** denotes a Clemson home game; rankings by **Baseball America**, **Collegiate Baseball**, **Sports Weekly**; official home attendance (33 dates): 145,388 (4,406 per date).

**PHIL POHL LED THE 2012 TEAM WITH 58 RBIS
AND EARNED FIRST-TEAM ALL-ACC HONORS.**

2012 ACC REGULAR-SEASON STATS

#	Player	Avg	GP-GS	AB	R	H	2B	3B	HR	RBI	TB	Slg%	BB	HP	SO	GDP	OB%	SF	SH	SB-SBA
2	Jason Stolz	.310	30-30	113	14	35	8	0	4	15	55	.487	8	2	24	0	.363	1	5	0-2
4	Thomas Brittle	.305	29-27	118	16	36	5	5	1	17	54	.458	6	3	14	0	.352	1	0	6-7
8	Richie Shaffer	.301	30-30	113	13	34	7	2	1	16	48	.425	26	0	28	0	.426	2	0	5-7
22	Spencer Kieboom	.299	30-29	107	16	32	3	0	2	16	41	.383	9	0	13	2	.347	2	2	0-0
9	Phil Pohl	.263	30-30	118	9	31	5	0	3	21	45	.381	10	5	25	3	.341	2	1	1-2
17	Steve Wilkerson	.260	30-30	131	20	34	6	1	0	12	42	.321	11	2	23	2	.324	1	2	5-5
12	Jon McGibbon	.204	28-27	103	12	21	3	1	0	8	26	.252	12	1	23	3	.291	1	1	0-0
13	Jay Baum	.177	24-21	79	13	14	3	0	0	5	17	.215	13	0	13	2	.293	0	1	3-4

----- Others -----

3	Brad Felder	.276	23-20	76	17	21	6	0	5	14	42	.553	8	0	16	2	.341	1	0	3-3
5	Joe Costigan	.250	11-5	20	1	5	1	0	0	3	6	.300	1	1	5	1	.318	0	0	0-0
30	Garrett Boulware	.250	9-5	16	1	4	1	0	0	1	5	.313	1	0	4	0	.294	0	1	0-0
18	Tyler Slaton	.238	22-7	21	5	5	1	0	0	4	6	.286	3	2	5	0	.385	0	0	4-4
1	Dominic Attanasio	.167	11-7	30	6	5	1	0	0	3	6	.200	4	1	7	1	.286	0	0	2-3
10	Mike Dunster	.000	6-2	9	0	0	0	0	0	0	0	.000	2	0	4	0	.182	0	0	0-0
	CLEMSON	.263	30-30	1054	143	277	50	9	16	135	393	.373	114	17	204	16	.341	11	13	29-37
	OPPONENTS	.255	30-30	1005	131	256	46	10	17	123	373	.371	134	18	199	25	.347	18	18	30-37

LOB - Team (247), Opp (240). DPs turned - Team (35), Opp (22). CI - Team (0), Opp (1). IBB - Team (11), Shaffer 8, Baum 1, Felder 1, Pohl 1, Opp (4).

#	Player	ERA	W-L	APP	GS	CG	SHO/CBO	SV	IP	H	R	*ER	BB	SO	AB	O/BA	WP	HBP	BK
19	Kevin Brady	3.14	1-2	9	8	0	0/0	0	43.0	36	17	15	18	41	154	.234	5	4	2
21	Kevin Pohle	4.47	3-3	10	10	0	0/0	0	50.1	52	30	25	23	21	188	.277	2	2	1
6	Dominic Leone	5.01	4-3	10	10	0	0/0	0	55.2	61	33	31	27	42	212	.288	3	2	3

----- Others -----

29	David Haselden	0.00	0-0	4	0	0	0/0	0	6.2	4	0	0	3	4	22	.182	3	0	0
42	Clay Bates	0.00	0-0	1	0	0	0/0	0	0.1	0	0	0	1	0	1	.000	0	1	0
27	Kyle Bailey	0.00	0-0	1	0	0	0/0	0	0.0	0	0	0	1	0	0	----	0	0	0
36	Matt Campbell	2.13	1-1	7	0	0	0/0	1	12.2	7	4	3	9	18	44	.159	2	1	0
20	Scott Firth	3.12	3-0	12	0	0	0/0	2	26.0	23	11	9	21	20	92	.250	4	2	0
43	Patrick Andrews	3.31	0-0	8	0	0	0/0	2	16.1	12	6	6	8	6	54	.222	2	1	0
15	Mike Kent	3.57	1-1	8	0	0	0/0	1	17.2	15	7	7	6	8	62	.242	0	2	0
28	Jonathan Meyer	3.91	1-2	10	1	0	0/0	1	25.1	29	12	11	6	18	101	.287	0	1	0
23	Daniel Gossett	4.34	2-2	5	1	0	0/0	1	18.2	15	9	9	11	19	69	.217	2	1	0
51	Joseph Moorefield	13.50	0-0	6	0	0	0/0	0	1.1	2	2	2	0	2	6	.333	0	1	0
	CLEMSON	3.88	16-14	30	30	0	0/0	8	274.0	256	131	118	134	199	1005	.255	23	18	6
	OPPONENTS	4.21	14-16	30	30	1	1/1	8	273.1	277	143	128	114	204	1054	.263	20	17	4

PB - Team (1), Pohl 1, Opp (5). Pickoffs - Team (6), S. Kieboom 2, Leone 2, Firth 1, Gossett 1, Opp (7). IBB - Team (4), Firth 2, Meyer 1, Pohle 1, Opp (11). * - Clemson had no team unearned runs

Note: Bold denotes returning player.

KEVIN BRADY (##19), DOMINIC LEONE (##6), AND KEVIN POHLE (##21) COMBINED TO START 28 OF THE 30 ACC REGULAR-SEASON GAMES IN 2012.



CAREER STATS OF 2013 PLAYERS

#	Player	Avg	GP-GS	AB	R	H	2B	3B	HR	RBI	TB	Slg%	BB	HP	SO	GDP	OB%	SF	SH	SB-SBA
10	Mike Dunster	.310	31-7	42	8	13	3	0	0	6	16	.381	8	0	13	1	.420	0	1	0-0
4	Thomas Brittle	.298	58-56	228	43	68	9	8	2	36	99	.434	22	11	32	0	.384	2	2	15-18
5	Joe Costigan	.283	44-8	53	7	15	4	0	0	11	19	.358	8	5	11	2	.418	1	0	0-0
17	Steve Wilkerson	.274	101-71	310	62	85	13	3	1	36	107	.345	32	4	53	4	.345	5	4	11-15
12	Jon McGibbon	.256	102-68	277	37	71	12	1	6	47	103	.372	41	4	61	4	.353	7	5	1-2
13	Jay Baum	.220	54-45	159	24	35	4	1	0	11	41	.258	28	5	19	4	.354	0	4	7-10
30	Garrett Boulware	.214	28-17	56	7	12	2	0	0	2	14	.250	5	4	14	0	.323	0	1	2-2
18	Tyler Slaton	.189	47-17	53	15	10	1	0	0	7	11	.208	12	2	17	0	.353	1	1	6-6

#	Player	ERA	W-L	APP	GS	CG	SHO/CBO	SV	IP	H	R	ER	BB	SO	AB	O/BA	WP	HBP	BK
27	Kyle Bailey	0.00	0-0	2	0	0	0/0	0	1.0	2	0	0	1	1	6	.333	0	0	0
36	Matt Campbell	2.77	2-2	29	0	0	0/2	4	48.2	31	17	15	26	54	168	.185	4	5	0
20	Scott Firth	2.81	11-2	56	11	0	0/2	3	134.1	129	60	42	72	107	517	.250	12	12	1
21	Kevin Pohle	3.14	12-6	33	17	0	0/3	0	109.0	117	52	38	42	57	420	.279	8	4	1
28	Jonathan Meyer	4.03	9-8	67	13	1	0/1	4	160.2	168	79	72	45	124	624	.269	8	9	0
23	Daniel Gossett	4.32	6-3	19	10	0	0/1	2	77.0	62	37	37	39	87	281	.221	9	6	0
15	Mike Kent	5.20	2-3	28	3	0	0/0	2	53.2	58	36	31	23	29	213	.272	5	5	0
43	Patrick Andrews	5.52	2-3	20	0	0	0/0	2	29.1	29	22	18	15	25	110	.264	7	3	0
51	Joseph Moorefield	5.65	2-1	49	0	0	0/3	0	28.2	37	21	18	12	24	120	.308	0	3	0
42	Clay Bates	7.27	0-0	9	0	0	0/0	0	8.2	13	7	7	2	3	37	.351	1	5	1

Note: Only includes stats of players while at Clemson.

2012 POSTSEASON STATS

REVIEW

ACC TOURNAMENT

#	Player	Avg	GP-GS	AB	R	H	2B	3B	HR	RBI	TB	Slg%	BB	HP	SO	GDP	OB%	SF	SH	SB-SBA
12	Jon McGibbon	.385	3-3	13	3	5	1	0	2	5	12	.923	0	0	1	0	.385	0	0	0-0
22	Spencer Kieboom	.200	3-3	10	0	2	0	0	0	2	2	.200	1	0	0	0	.273	0	0	0-0
2	Jason Stolz	.182	3-3	11	2	2	0	0	0	0	2	.182	1	0	1	0	.250	0	0	1-1
17	Steve Wilkerson	.167	3-3	12	1	2	0	0	1	1	5	.417	1	1	2	0	.286	0	0	2-2
8	Richie Shaffer	.167	3-3	6	1	1	1	0	0	1	2	.333	7	1	1	0	.643	0	0	1-1
4	Thomas Brittle	.154	3-3	13	1	2	1	0	0	0	3	.231	0	0	4	0	.154	0	1	0-0
9	Phil Pohl	.154	3-3	13	1	2	1	0	0	0	3	.231	1	0	3	2	.214	0	0	0-0
13	Jay Baum	.111	3-3	9	0	1	0	0	0	0	1	.111	0	0	0	0	.111	0	0	0-0
3	Brad Felder	.091	3-3	11	1	1	0	0	0	0	1	.091	1	0	6	0	.167	0	0	1-1
----- Others -----																				
1	Dominic Attanasio	1.000	2-0	1	1	1	0	0	0	0	1	1.000	0	0	0	0	1.000	0	0	0-0
10	Mike Dunster	1.000	1-0	1	1	1	0	0	0	0	1	1.000	0	0	0	0	1.000	0	0	0-0
5	Joe Costigan	.500	2-0	2	0	1	0	0	0	0	1	.500	0	0	0	0	.500	0	0	0-0
18	Tyler Slaton	-----	1-0	0	0	0	0	0	0	0	0	-----	0	0	0	0	-----	0	0	0-0
CLEMSON		.206	3-3	102	12	21	4	0	3	9	34	.333	12	2	18	2	.302	0	1	5-5
OPPONENTS		.260	3-3	100	15	26	6	0	2	14	38	.380	18	3	21	0	.388	0	3	2-4

LOB - Team (26), Opp (31). DPs turned - Team (0), Opp (3). CI - Team (0), Opp (0). IBB - Team (0), Opp (0).

#	Player	ERA	W-L	APP	GS	CG	SHO/CBO	SV	IP	H	R	*ER	BB	SO	AB	O/BA	WP	HBP	BK
20	Scott Firth	0.00	0-0	2	0	0	0/0	0	6.2	4	1	0	4	2	25	.160	0	0	0
23	Daniel Gossett	1.35	0-0	1	1	0	0/0	0	6.2	4	1	1	6	6	22	.182	1	1	0
29	David Haselden	7.36	0-0	1	0	0	0/0	0	3.2	4	3	3	3	5	14	.286	0	0	0
----- Others -----																			
19	Kevin Brady	0.00	0-0	1	0	0	0/0	0	1.2	1	0	0	2	2	6	.167	1	0	1
43	Patrick Andrews	0.00	1-0	1	0	0	0/0	0	1.1	0	0	0	0	1	4	.000	1	0	0
51	Joseph Moorefield	0.00	0-0	2	0	0	0/0	0	1.0	0	0	0	0	1	3	.000	0	0	0
6	Dominic Leone	15.43	0-0	1	1	0	0/0	0	2.1	6	4	4	2	2	12	.500	0	0	0
21	Kevin Pohle	18.00	0-1	1	1	0	0/0	0	2.0	6	4	4	0	1	11	.545	0	0	0
15	Mike Kent	27.00	0-1	1	0	0	0/0	0	0.2	1	2	2	1	1	3	.333	0	2	0
CLEMSON		4.85	1-2	3	3	0	0/0	0	26.0	26	15	14	18	21	100	.260	3	3	1
OPPONENTS		3.08	2-1	3	3	0	0/0	2	26.1	21	12	9	12	18	102	.206	1	2	0

PB - Team (0), Opp (1). Pickoffs - Team (0), Opp (0). IBB - Team (0), Opp (0). * - Clemson had no team unearned runs

Note: **Bold** denotes returning player.

NCAA TOURNAMENT

#	Player	Avg	GP-GS	AB	R	H	2B	3B	HR	RBI	TB	Slg%	BB	HP	SO	GDP	OB%	SF	SH	SB-SBA
3	Brad Felder	.471	4-4	17	4	8	1	0	1	2	12	.706	0	0	3	0	.471	0	0	1-1
13	Jay Baum	.300	4-4	10	2	3	0	0	0	1	3	.300	5	0	2	0	.533	0	0	0-0
8	Richie Shaffer	.286	4-4	14	4	4	2	0	0	0	6	.429	5	1	5	0	.500	0	0	0-0
22	Spencer Kieboom	.278	4-4	18	1	5	0	0	0	2	5	.278	0	0	1	1	.278	0	1	0-0
2	Jason Stolz	.267	4-4	15	4	4	2	0	2	5	12	.800	1	0	2	0	.313	0	0	0-0
9	Phil Pohl	.263	4-4	19	1	5	0	0	1	8	8	.421	1	0	5	0	.300	0	0	0-0
4	Thomas Brittle	.235	4-4	17	4	4	1	0	0	3	5	.294	2	1	6	0	.350	0	0	4-5
12	Jon McGibbon	.176	4-4	17	1	3	2	0	0	1	5	.294	2	0	4	0	.250	1	0	0-1
17	Steve Wilkerson	.111	4-4	18	2	2	1	0	0	1	3	.167	1	0	4	0	.158	0	1	0-0
----- Others -----																				
5	Joe Costigan	1.000	3-0	1	0	1	1	0	0	0	2	2.000	1	1	0	0	1.000	0	0	0-0
1	Dominic Attanasio	.000	1-0	2	0	0	0	0	0	0	0	.000	0	0	0	0	.000	0	0	0-0
18	Tyler Slaton	-----	4-0	0	0	0	0	0	0	0	0	-----	0	0	0	0	-----	0	0	0-0
CLEMSON		.264	4-4	148	23	39	10	0	4	23	61	.412	18	3	32	1	.353	1	2	5-7
OPPONENTS		.263	4-4	137	15	36	8	1	2	14	52	.380	20	1	26	2	.354	3	5	1-2

LOB - Team (35), Opp (36). DPs turned - Team (3), Opp (1). CI - Team (0), Opp (0). IBB - Team (2), Pohl 1, Shaffer 1, Opp (0).

#	Player	ERA	W-L	APP	GS	CG	SHO/CBO	SV	IP	H	R	*ER	BB	SO	AB	O/BA	WP	HBP	BK
28	Jonathan Meyer	1.93	0-0	2	0	0	0/0	0	9.1	8	2	2	3	4	31	.258	0	0	0
23	Daniel Gossett	2.57	0-0	1	1	0	0/0	0	7.0	4	2	2	3	8	25	.160	0	0	0
6	Dominic Leone	2.57	1-0	1	1	0	0/0	0	7.0	6	3	2	4	6	23	.261	0	0	0
21	Kevin Pohle	3.60	1-0	1	1	0	0/0	0	5.0	4	2	2	4	1	17	.235	0	0	0
29	David Haselden	7.71	0-1	2	1	0	0/0	1	4.2	6	4	4	5	1	18	.333	0	1	0
----- Others -----																			
51	Joseph Moorefield	0.00	0-0	1	0	0	0/0	0	0.1	0	0	0	0	0	1	.000	0	0	0
19	Kevin Brady	3.00	0-1	1	0	0	0/0	0	3.0	5	1	1	0	3	13	.385	0	0	0
20	Scott Firth	4.50	0-0	2	0	0	0/0	1	2.0	3	1	1	1	3	9	.333	0	0	0
	CLEMSON	3.29	2-2	4	4	0	0/0	2	38.1	36	15	14	20	26	137	.263	0	1	0
	OPPONENTS	5.21	2-2	4	4	0	0/0	1	38.0	39	23	22	18	32	148	.264	0	3	0

PB - Team (0), Opp (0). Pickoffs - Team (0), Opp (2). IBB - Team (0), Opp (2). * - Clemson had no team unearned runs

Note: **Bold** denotes returning player.



2012 BASEBALL CHAMPIONSHIP



2012 SUPERLATIVES

Team	
At-Bats	45 vs. N.C. State ^A , 4-13
	45 vs. Georgia Tech, 4-29
Runs	16 vs. Holy Cross, 3-7
Runs in Inning	8 vs. College of Charleston, 5-6 (7th)
Hits	18 vs. Georgia Tech, 4-29
Batting Average	.421 vs. Holy Cross, 3-7
RBIs	16 vs. Holy Cross, 3-7
Doubles	7 vs. Holy Cross, 3-7
Triples	2 vs. College of Charleston, 5-6
Home Runs	3 vs. Winthrop, 4-3
	3 vs. Florida State, 5-12
Extra Base Hits	8 vs. Holy Cross, 3-7
Total Bases	28 vs. Georgia Tech, 4-28
Slugging Percentage	.694 vs. Winthrop, 4-3
Walks By Clemson Hitters	10 vs. Holy Cross, 3-7
	10 vs. N.C. State ^A , 4-13
Runners Left on Base	16 vs. South Carolina, 3-4
Sacrifice Bunts	2 vs. many (5)
Sacrifice Flies	3 vs. Holy Cross, 3-7
Hit-By-Pitch	5 vs. UAB, 2-17
	5 vs. College of Charleston*, 5-5
Stolen Bases	5 vs. Florida State, 5-14 ⁽¹⁾
Stolen Base Attempts	6 vs. Coastal Carolina, 6-3
Putouts	36 vs. N.C. State ^A , 4-13
	36 vs. Georgia Tech ¹ , 4-27
Assists	19 vs. Holy Cross, 3-7
Double Plays Turned	3 vs. Holy Cross, 3-7
	3 vs. Miami (FL), 3-31
	3 vs. Florida State, 5-14 ⁽²⁾
Errors	5 vs. Maine, 2-26
Scoring Margin	+12 vs. Holy Cross, 3-7
Longest Game	4:26 vs. N.C. State ^A , 4-13
Shortest Game	2:14 vs. Virginia, 3-24
Innings Pitched	12.0 vs. N.C. State ^A , 4-13
	12.0 vs. Georgia Tech ¹ , 4-27
Strikeouts By Clemson Pitchers	14 vs. Winthrop, 4-3

Individual	
At-Bats	7 by Thomas Brittle vs. N.C. State ^A , 4-13
Runs	4 by Phil Pohl vs. Holy Cross, 3-7
	4 by Thomas Brittle vs. Furman, 4-10
	4 by Richie Shaffer vs. Coastal Carolina, 4-1
Hits	5 by Spencer Kieboom vs. Georgia Tech, 4-29
RBIs	5 by many (4), many times (5)
Doubles	3 by Richie Shaffer vs. Holy Cross, 3-7
Triples	1 by many (5), many times (15)
Home Runs	2 by Jason Stolz vs. Coastal Carolina, 6-3
Extra Base Hits	3 by Richie Shaffer vs. Holy Cross, 3-7
	3 by Richie Shaffer vs. Georgia, 3-27
	8 by Richie Shaffer vs. Georgia, 3-27
	8 by Jason Stolz vs. Coastal Carolina, 6-3
	4 by Richie Shaffer vs. Virginia, 5-24
Walks By Clemson Hitters	2 by Jason Stolz vs. Georgia Tech ¹ , 4-27
Sacrifice Bunts	2 by Phil Pohl vs. Holy Cross, 3-7
Sacrifice Flies	2 by many (4), many times (6)
Hit-By-Pitch	3 by Thomas Brittle vs. Coastal Carolina, 6-3
Stolen Bases	4 by Thomas Brittle vs. Coastal Carolina, 6-3
Stolen Base Attempts	14 by Spencer Kieboom vs. South Carolina*, 3-2
Putouts	14 by Jon McGibbon vs. N.C. State ^A , 4-13
	14 by Jon McGibbon vs. College of Charleston, 5-6
Assists	7 by Jason Stolz vs. Holy Cross, 3-7
Errors	2 by Richie Shaffer vs. UAB, 2-18 ⁽²⁾
	2 by Richie Shaffer vs. Virginia, 3-23
	2 by Steve Wilkerson vs. Western Carolina, 4-4
Innings Pitched	8.1 by Jonathan Meyer vs. South Carolina, 6-3
Strikeouts By Clemson Pitchers	13 by Daniel Gossett vs. Winthrop, 4-3

* - 11-inning game; ^ - 12-inning game; * - 13-inning game; Note: **Bold** denotes a Clemson home game.


2012 HOME RUNS

#	Player ^(#)	Opponent (Date)	Inn.	Outs	H	A	L/R
1.	Shaffer ⁽¹⁾	UAB (2/18) ⁽¹⁾	1	1	2	R	
2.	Felder ⁽¹⁾	UAB (2/18) ⁽¹⁾	3	0	2	R	
3.	Pohl ⁽¹⁾	UAB (2/18) ⁽²⁾	7	0	1	R	
4.	S. Kieboom ⁽¹⁾	Maine (2/25)	5	1	3	R	
5.	Pohl ⁽²⁾	Maine (2/25)	6	2	2	R	
6.	Shaffer ⁽²⁾	Maine (2/26)	5	2	2	R	
7.	Shaffer ⁽³⁾	South Carolina (3/3)	9	2	2	R	
8.	Shaffer ⁽⁴⁾	South Carolina (3/4)	3	0	1	R	
9.	Pohl ⁽³⁾	South Carolina (3/4)	8	0	2	R	
10.	McGibbon ⁽¹⁾	Holy Cross (3/7)	2	0	2	R	
11.	Stolz ⁽¹⁾	* North Carolina (3/11)	6	0	1	R	
12.	Felder ⁽²⁾	* Boston College (3/16)	2	1	2	R	
13.	Felder ⁽³⁾	* Boston College (3/17)	7	2	1	R	
14.	Felder ⁽⁴⁾	* Virginia (3/23)	9	0	1	R	
15.	Pohl ⁽⁴⁾	* Virginia (3/25)	6	1	1	R	
16.	Shaffer ⁽⁵⁾	Georgia (3/27)	2	2	2	R	
17.	Shaffer ⁽⁶⁾	Presbyterian College (3/28)	8	1	2	R	
18.	Shaffer ⁽⁷⁾	Winthrop (4/3)	3	1	1	R	
19.	Pohl ⁽⁵⁾	Winthrop (4/3)	4	0	3	L	
20.	Stolz ⁽²⁾	Winthrop (4/3)	4	2	1	L	
21.	McGibbon ⁽²⁾	* Furman (4/10)	4	2	2	R	
22.	Brittle ⁽¹⁾	Georgia (4/11)	2	1	2	R	
23.	Shaffer ⁽⁸⁾	Charleston Southern (4/17)	1	2	1	R	
24.	Stolz ⁽³⁾	* Maryland (4/21) ⁽²⁾	5	2	1	R	
25.	Pohl ⁽⁶⁾	* Maryland (4/21) ⁽²⁾	8	0	1	R	
26.	Brittle ⁽²⁾	* Georgia Tech (4/27)	1	1	1	R	
27.	Felder ⁽⁵⁾	* Georgia Tech (4/27)	9	1	3	R	
28.	Pohl ⁽⁷⁾	* Georgia Tech (4/28)	2	0	1	R	
29.	S. Kieboom ⁽²⁾	* Georgia Tech (4/28)	4	0	4	R	
30.	Stolz ⁽⁴⁾	* Georgia Tech (4/29)	4	0	1	R	
31.	Shaffer ⁽⁹⁾	Tennessee Tech (5/8)	10	1	1	L	
32.	Felder ⁽⁶⁾	* Florida State (5/12)	5	1	1	L	
33.	Shaffer ⁽¹⁰⁾	* Florida State (5/12)	6	1	1	L	
34.	S. Kieboom ⁽³⁾	* Florida State (5/12)	6	2	3	R	
35.	Stolz ⁽⁵⁾	* Florida State (5/14) ⁽²⁾	6	1	3	R	
36.	Pohl ⁽⁸⁾	Furman (5/15)	3	1	2	L	
37.	McGibbon ⁽³⁾	Furman (5/15)	4	0	1	R	
38.	McGibbon ⁽⁴⁾	+ Virginia (5/24)	6	0	1	R	
39.	McGibbon ⁽⁵⁾	+ Florida State (5/25)	9	1	3	R	
40.	Wilkerson ⁽¹⁾	+ Georgia Tech (5/26)	1	0	1	L	

41.	Pohl ⁽⁹⁾	\$ Coastal Carolina (6/1)	2	2	4	R
42.	Felder ⁽⁷⁾	\$ South Carolina (6/2)	8	1	1	R
43.	Stolz ⁽⁶⁾	\$ Coastal Carolina (6/3)	3	0	1	L
44.	Stolz ⁽⁷⁾	\$ Coastal Carolina (6/3)	4	2	2	L

* - ACC regular-season game; * - Greenville, SC (Fluor Field); + - ACC Tournament at Greensboro, NC; \$ - NCAA Regional at Columbia, SC; ^ - pitcher throws; 1 - 1...solo, 2...2-run, 3...3-run, 4...grand slam; Note: **Bold** denotes a Clemson home game.

JON MCGIBBON'S THREE-RUN HOMER IN THE NINTH INNING GAVE CLEMSON A 9-7 WALKOFF WIN OVER #1 FLORIDA STATE IN THE ACC TOURNAMENT.



2012 INDIVIDUAL GAME-BY-GAME BATTING STATS

REVIEW

Date	Opponent	Attanasio AB-R-H-RBI	Baum AB-R-H-RBI	Boulware AB-R-H-RBI	Brittle AB-R-H-RBI	Costigan AB-R-H-RBI	Dunster AB-R-H-RBI	Felder AB-R-H-RBI	S. Kieboom AB-R-H-RBI	McGibbon AB-R-H-RBI	Pohl AB-R-H-RBI	Shaffer AB-R-H-RBI	Slaton AB-R-H-RBI	Stolz AB-R-H-RBI	Wilkerson AB-R-H-RBI
2-17	UAB	-----	4-0-1-0	-----	4-0-0-0	-----	-----	4-0-0-0	3-0-2-1	2-1-0-0	2-0-0-0	3-0-0-0	3-0-0-0	4-0-1-0	-----
2-18	UAB ⁽¹⁾	2-0-0-0	2-0-0-0	-----	3-2-2-0	1-0-0-0	0-0-0-0	4-1-2-3	4-0-0-0	3-0-0-0	4-0-2-1	4-2-2-2	2-0-0-0	4-1-3-0	-----
2-18	UAB ⁽²⁾	-----	2-1-0-0	4-0-1-1	2-1-1-0	-----	-----	3-1-1-0	3-0-1-1	2-1-1-1	4-2-2-3	3-1-0-1	0-0-0-0	4-0-0-0	-----
2-24	Maine	2-1-0-0	-----	-----	5-1-3-0	-----	-----	4-0-1-0	3-0-0-1	3-0-0-0	4-0-3-1	3-2-1-1	2-0-0-0	4-0-1-0	5-1-1-2
2-25	Maine	2-2-1-0	1-0-0-0	1-0-0-0	2-2-1-1	0-0-0-0	1-0-0-0	3-0-0-0	4-1-1-3	3-0-0-0	2-2-1-2	5-0-3-1	1-0-0-0	4-0-0-0	4-2-2-1
2-26	Maine	4-1-2-0	1-0-0-0	1-0-0-0	5-0-0-0	-----	-----	2-0-1-1	4-0-1-1	2-1-0-0	5-2-2-2	4-1-2-3	0-0-0-0	3-1-2-0	5-3-4-2
3- 2	# South Carolina	5-0-0-0	1-0-0-0	5-0-1-0	4-0-0-0	-----	-----	1-0-0-0	3-0-0-0	4-0-0-0	5-0-0-0	2-2-2-0	-----	5-0-1-1	5-0-2-0
3- 3	South Carolina	2-0-0-0	1-0-0-0	4-0-1-0	2-1-0-0	1-0-1-0	-----	5-1-1-0	-----	4-0-1-0	4-1-1-1	5-2-2-3	-----	4-0-1-2	5-1-0-0
3- 4	South Carolina	-----	-----	4-0-0-0	3-0-0-1	4-1-1-1	-----	4-0-0-0	-----	5-1-3-0	5-2-2-2	2-2-2-1	0-0-0-0	5-0-2-0	6-0-2-1
3- 7	Holy Cross	2-0-2-3	2-1-1-0	1-1-0-0	3-1-0-0	3-1-1-1	2-1-1-1	2-0-0-0	-----	4-1-2-4	3-4-3-5	4-3-3-1	3-1-0-0	4-0-1-1	4-2-2-0
3- 9	* North Carolina	1-0-1-0	0-0-0-0	3-0-1-1	4-0-1-0	3-0-0-0	-----	-----	4-0-0-1	3-0-1-0	4-0-0-0	4-1-3-1	0-0-0-0	4-1-1-0	4-1-0-0
3-10	* North Carolina	4-1-1-2	-----	2-0-0-0	4-0-1-0	2-0-0-0	-----	-----	4-1-3-0	3-0-0-0	2-0-0-0	3-0-0-0	-----	4-1-3-0	3-0-0-1
3-11	* North Carolina	2-1-0-0	3-0-1-0	2-0-0-0	5-0-2-2	-----	-----	2-0-0-0	6-0-1-0	4-2-2-2	4-0-0-0	5-1-1-0	-----	5-1-2-1	4-0-1-0
3-14	Western Carolina	2-0-0-0	2-0-0-0	3-0-1-0	2-1-1-0	-----	-----	1-0-0-0	4-0-0-0	4-0-0-1	2-1-1-1	4-0-0-0	-----	4-1-1-0	4-1-3-1
3-16	* Boston College	3-0-0-1	-----	0-0-0-0	4-1-1-0	1-0-1-1	-----	3-1-1-2	2-2-1-0	4-1-1-0	4-0-0-0	3-0-1-0	0-0-0-0	3-0-1-1	4-1-1-0
3-17	* Boston College	3-1-0-0	-----	-----	4-1-1-1	-----	-----	4-2-2-1	3-1-1-0	3-0-0-0	3-0-2-2	3-1-1-1	-----	5-0-1-0	5-0-3-1
3-18	* Boston College	1-0-0-0	1-0-0-0	1-0-1-0	2-0-1-0	2-0-1-2	-----	4-1-1-1	4-1-1-1	-----	4-0-1-0	4-1-1-1	4-0-1-1	4-1-0-0	5-1-2-0
3-20	Elon	2-0-0-0	1-1-1-0	2-0-0-0	-----	1-1-0-0	-----	4-0-0-1	4-0-0-1	-----	3-0-1-1	2-1-0-0	4-2-2-1	3-1-1-0	4-1-4-2
3-21	* Elon	2-0-0-0	-----	2-0-0-0	-----	-----	4-0-3-3	3-2-1-0	2-0-1-0	0-0-0-0	4-0-1-0	4-0-0-0	3-1-1-0	4-1-1-0	4-0-1-0
3-23	* Virginia	-----	3-0-1-0	2-0-0-0	0-0-0-0	1-1-1-0	1-0-0-0	4-1-1-1	3-0-0-0	1-0-0-0	4-0-1-0	2-0-0-1	3-0-0-0	4-0-3-1	5-1-1-0
3-24	* Virginia	-----	-----	-----	-----	1-0-0-0	3-0-0-0	3-0-0-0	3-0-0-0	3-0-0-0	3-0-0-0	3-0-0-0	2-0-0-0	4-0-1-1	4-1-1-0
3-25	* Virginia	4-2-1-0	1-0-1-0	-----	0-0-0-0	1-0-0-0	3-0-0-0	4-0-1-0	4-0-2-0	-----	4-1-1-1	4-0-0-0	1-0-1-0	4-0-0-0	4-0-3-2
3-27	Georgia	-----	4-0-2-0	-----	-----	-----	-----	4-2-2-0	3-1-0-1	2-0-1-3	6-1-3-1	6-2-3-3	4-1-2-1	6-1-1-0	6-2-2-0
3-28	Presbyterian College	-----	2-2-1-0	1-0-0-0	-----	1-0-0-0	-----	3-0-0-0	4-0-0-0	4-0-1-0	4-0-1-0	4-1-1-0	2-0-0-0	4-1-1-0	3-1-1-1
3-30	* Miami (FL)	3-1-0-0	3-0-0-0	-----	3-0-2-1	-----	1-0-0-0	-----	4-0-1-0	4-1-2-0	4-0-1-1	2-2-0-0	0-0-0-0	4-0-0-0	4-1-2-1
3-31	* Miami (FL)	4-0-1-0	-----	-----	4-0-0-0	-----	-----	-----	4-1-1-0	4-0-0-0	3-0-1-0	3-0-1-2	3-1-1-1	4-0-1-0	4-1-2-0
4- 1	* Miami (FL)	4-0-0-0	3-1-1-0	-----	4-0-0-0	-----	-----	-----	3-0-0-0	3-0-0-0	3-0-2-2	3-0-1-0	-----	4-0-2-0	4-1-1-0
4- 3	Winthrop	1-0-0-0	4-1-2-1	3-1-2-0	2-1-1-1	1-0-0-0	1-0-0-0	1-0-1-1	2-2-1-1	5-1-2-0	4-1-1-3	3-2-2-2	2-0-0-0	2-2-1-1	4-1-1-0
4- 4	Western Carolina	-----	3-1-2-1	2-2-1-0	4-2-2-3	2-0-0-0	1-0-0-0	1-0-0-0	2-1-1-0	5-0-1-0	5-0-1-1	5-0-3-2	-----	3-1-0-0	5-1-2-1
4- 6	* Duke	-----	4-1-1-0	-----	5-0-1-0	-----	-----	4-1-1-1	5-0-2-1	4-1-1-0	5-0-1-0	4-0-2-1	-----	5-0-0-0	6-1-1-0
4- 7	* Duke	-----	4-2-0-0	3-1-2-0	6-3-4-5	-----	-----	-----	4-0-1-0	4-0-1-1	5-0-1-1	4-1-3-2	1-1-1-1	4-1-1-0	5-2-1-1
4- 8	* Duke	-----	3-1-1-3	-----	5-0-2-0	-----	-----	4-0-0-0	3-0-3-1	3-1-0-0	3-0-1-0	5-1-2-0	1-1-0-0	2-0-0-0	4-0-0-0
4-10	* Furman	0-0-0-0	4-0-2-1	1-0-0-0	4-4-3-0	2-0-0-0	2-0-0-0	4-0-1-2	-----	4-3-3-5	5-0-0-1	3-3-2-1	1-0-0-0	5-0-0-0	3-2-0-0
4-11	Georgia	4-0-0-0	4-0-0-0	1-0-0-0	5-2-3-3	-----	-----	3-0-1-0	3-2-1-0	4-0-0-0	5-0-1-1	4-0-2-1	-----	3-1-1-0	5-2-2-2
4-13	* N.C. State	-----	4-1-0-0	-----	7-3-4-2	-----	-----	6-0-0-0	3-0-0-0	5-0-0-0	6-0-2-1	3-0-3-2	0-2-0-0	6-0-2-1	5-1-1-0
4-14	* N.C. State	-----	4-0-0-1-0	3-0-0-0	4-0-1-0	2-0-2-0	-----	1-0-0-0	2-2-0-0	3-0-0-0	4-0-1-0	3-1-0-0	0-0-0-0	2-0-0-0	4-0-0-0
4-15	* N.C. State	-----	4-1-0-0	-----	5-0-2-1	3-0-0-0	-----	0-0-0-0	1-0-0-0	4-0-1-0	3-0-0-1	4-0-2-0	2-0-1-1	4-0-0-0	5-2-1-0
4-17	Charleston Southern	-----	3-0-2-0	2-0-0-0	5-0-1-1	-----	3-0-2-0	-----	2-0-0-0	-----	4-0-1-0	4-1-2-1	1-2-0-0	3-0-1-0	4-0-0-1
4-20	* Maryland	-----	4-0-1-0	-----	4-1-1-0	-----	-----	-----	3-0-0-0	4-0-1-0	5-0-2-2	3-1-1-2	4-0-0-0	4-2-3-0	5-1-1-0
4-21	* Maryland ⁽¹⁾	-----	3-0-0-0	-----	4-2-2-0	-----	-----	4-0-1-0	4-1-1-0	4-0-2-1	4-1-3-2	4-0-1-1	0-0-0-0	4-0-1-1	5-0-1-0
4-21	* Maryland ⁽²⁾	-----	4-0-0-0	-----	5-0-2-2	-----	-----	3-1-1-0	3-1-1-1	4-0-2-0	3-2-1-1	5-0-1-0	0-0-0-0	3-2-2-2	5-1-2-1
4-24	Coastal Carolina	-----	5-0-1-1	1-1-0-0	5-0-1-2	-----	0-0-0-0	-----	5-1-1-1	5-1-1-0	5-1-3-1	3-0-0-0	1-1-0-0	3-2-0-0	3-0-2-1
4-27	* Georgia Tech	-----	6-1-1-0	-----	5-1-1-1	-----	-----	2-1-1-4	5-1-2-0	5-1-1-0	6-0-0-0	6-0-1-0	-----	3-0-1-0	6-0-1-0
4-28	* Georgia Tech	-----	5-1-1-0	-----	6-0-2-2	-----	-----	4-3-3-0	5-2-3-5	4-2-2-0	5-3-3-3	5-0-0-0	0-0-0-0	4-1-2-2	4-1-1-1
4-29	* Georgia Tech	-----	4-2-2-2	-----	6-1-1-0	-----	-----	5-2-2-1	5-1-5-2	6-1-2-2	4-1-1-0	5-1-1-0	0-0-0-0	4-1-1-1	6-1-3-2
5- 5	College of Charleston	-----	3-0-0-0	-----	5-1-1-1	1-0-0-0	-----	3-1-1-0	4-0-0-0	5-0-1-2	3-0-0-0	3-1-0-0	0-0-0-0	4-0-0-0	5-1-1-0
5- 6	College of Charleston	0-0-0-0	1-2-0-0	0-0-0-0	5-2-3-2	-----	1-0-0-0	3-1-2-2	4-1-1-2	2-1-1-0	4-1-1-0	5-1-3-1	1-0-0-0	4-1-1-1	4-2-1-0
5- 7	College of Charleston	-----	4-0-0-0	-----	3-0-1-0	1-0-0-0	-----	3-0-0-0	4-0-0-0	3-0-0-0	4-0-2-0	4-0-1-1	-----	2-1-0-0	4-1-2-1
5- 8	Tennessee Tech	0-0-0-0	4-1-1-0	-----	5-0-1-1	2-1-2-2	5-0-0-0	2-0-0-0	-----	4-1-2-1	5-0-1-0	6-2-3-2	1-2-0-0	3-0-1-0	5-2-3-1
5-12	* Florida State	-----	4-1-1-0	-----	3-1-0-0	-----	-----	4-1-1-1	4-1-1-3	3-1-0-0	4-0-2-2	4-1-1-1	0-0-0-0	3-1-2-0	3-0-1-0
5-14	* Florida State ⁽¹⁾	-----	3-1-1-0	-----	4-1-1-0	-----	-----	4-1-2-2	5-2-1-2	4-1-1-1	4-0-1-1	3-2-1-0	0-0-0-0	3-0-0-0	4-1-1-2
5-14	* Florida State ⁽²⁾	-----	3-0-0-0	-----	3-1-1-0	-----	0-0-0-0	3-2-1-0	3-1-1-0	4-0-0-0	4-0-1-1	5-0-2-0	0-0-0-0	4-1-2-4	5-0-1-0
5-15	Furman	1-0-0-0	3-0-1-1	2-1-1-0	2-1-1-0	2-1-1-0	0-0-0-0	4-1-1-0	2-0-1-0	3-1-1-2	4-1-1-2	4-2-0-0	1-0-0-1	4-1-1-0	-----
5-17	* Wake Forest	-----	4-0-0-0	-----	4-0-0-0	1-0-0-0	-----	3-0-0-0	3-0-0-0	4-0-0-0	4-0-1-0	4-0-4-2	-----	2-1-1-0	3-1-1-0
5-18	* Wake Forest	-----	-----	-----	4-0-1-0	3-0-0-0	-----	3-0-1-0	4-0-0-0	3-0-1-1	3-1-1-0	4-0-0-0	0-0-0-0	3-0-1-0	3-0-0-0
5-19	* Wake Forest	1-0-1-0	2-0-0-0	0-0-0-0	4-0-1-0	-----	1-0-0-0	2-0-1-0	2-0-0-0	3-0-0-0	4-0-0-0	3-0-0-0	-----	4-0-1-0	3-0-0-0
5-24	+ Virginia	-----	4-0-1-0	-----											

CAREER INDIVIDUAL GAME-BY-GAME PITCHING STATS

#43 Patrick Andrews, RHP

2012 • Fr.										
Date	Opponent	IP	H	R	ER	BB	SO	Dec		
2-25	Maine	1.0	0	0	0	1	3			
3-3	South Carolina	2.1	3	2	2	0	2			
3-7	Holy Cross	1.0	1	0	0	0	2			
3-10	*North Carolina	1.1	0	0	0	1	0			
3-11	*North Carolina	1.0	1	2	2	2	0			
3-20	Elon	2.0	3	1	1	1	3			
3-24	*Virginia	^1.0	0	0	0	0	0			
3-27	Georgia	1.1	0	0	0	0	2			
3-28	Presbyterian College	^0.1	0	0	0	0	1			
3-31	*Miami (FL)	^2.0	1	0	0	0	1	S		
4-4	Western Carolina	1.0	3	4	0	1	1	L		
4-7	*Duke	^2.2	3	1	1	0	1	S		
4-11	Georgia	0.2	2	2	2	2	2	L		
4-14	*N.C. State	^1.2	0	0	0	0	2			
4-17	Charleston Southern	^0.2	1	0	0	0	0	W		
4-24	Coastal Carolina	1.1	2	4	4	1	2	L		
5-6	College of Charleston	0.0	2	3	3	1	0			
5-14	*Florida State ⁽²⁾	^6.2	6	3	3	5	2			
5-19	*Wake Forest	0.0	1	0	0	0	0			
5-25	+Florida State	^1.1	0	0	0	0	1	W		

#27 Kyle Bailey, LHP

2012 • Fr.										
Date	Opponent	IP	H	R	ER	BB	SO	Dec		
4-4	Western Carolina	^1.0	2	0	0	0	1			
4-15	*N.C. State	0.0	0	0	0	1	0			

#42 Clay Bates, RHP

2012 • *Fr.										
Date	Opponent	IP	H	R	ER	BB	SO	Dec		
2-18	UAB ⁽¹⁾	^1.0	1	0	0	1	0			
2-25	Maine	^1.0	3	1	1	0	0			
3-21	*Elon	0.1	1	0	0	0	0			
3-27	Georgia	^1.0	2	1	1	0	1			
4-4	Western Carolina	0.2	4	3	3	0	0			
4-11	Georgia	1.2	0	0	0	0	2			
5-6	College of Charleston	^2.0	0	0	0	0	0			
5-8	Tennessee Tech	0.2	2	2	2	0	0			
5-14	*Florida State ⁽¹⁾	0.1	0	0	0	1	0			

#19 Kevin Brady, RHP

2009 • Fr.										
Date	Opponent	IP	H	R	ER	BB	SO	Dec		
2-21	Charlotte	1.1	1	0	0	0	0			
2-25	Wofford	^4.2	6	1	1	1	3			
3-4	North Carolina-Asheville	^3.0	2	1	1	1	2			
3-11	*Michigan State	^1.2	0	0	0	3	3			

2010 • *Fr.										
Date	Opponent	IP	H	R	ER	BB	SO	Dec		
2-21	Furman	^3.1	3	2	1	0	1	W		
2-28	Wright State	1.0	3	1	1	0	1			
3-3	Dayton	1.0	0	0	0	0	0			
3-11	Gardner-Webb	2.0	3	0	0	0	5			
3-16	Charlotte	5.0	4	3	2	4	8			
3-23	Elon	^4.0	7	4	4	2	5			
4-6	Georgia	1.0	1	0	0	0	1			
4-7	Georgia	1.0	0	0	0	0	1			
4-14	Western Carolina	^1.2	0	0	0	1	2			
4-17	*Georgia Tech	^1.0	0	0	0	0	0			
4-21	South Carolina-Upstate	1.0	1	0	0	0	0			
4-25	*North Carolina	^0.1	0	0	0	0	1			
5-1	Florida Gulf Coast	^1.1	2	0	0	0	2			
5-7	*Maryland	1.0	4	3	3	0	1			
5-15	*Wake Forest	1.0	0	0	0	0	2			
5-16	*Wake Forest	^2.0	5	2	2	0	1			
5-18	Presbyterian College	1.0	2	0	0	0	0			
5-26	+N.C. State	2.1	3	3	3	0	6			
5-29	+Georgia Tech	^2.0	0	0	0	0	4			
6-7	\$ Auburn	^3.0	5	0	0	0	3	S		
6-14	! Alabama	0.2	4	5	3	1	1			
6-26	! South Carolina	^0.2	0	0	0	0	0			

2011 • *So.										
Date	Opponent	IP	H	R	ER	BB	SO	Dec		
2-20	Eastern Michigan	^5.1	2	1	1	1	10	W		
2-27	*Michigan State	^7.0	4	0	0	0	9	W		
3-6	South Carolina	^4.0	3	1	1	0	4			
5-17	Davidson	1.0	0	0	0	0	1			

5-20	*Florida State	1.2	0	0	0	0	4			
5-21	*Florida State	1.0	3	2	2	0	0			
5-26	+Florida State	0.2	0	0	0	0	1			
5-28	+N.C. State	0.2	1	0	0	0	1			
6-5	\$ Connecticut	1.2	3	3	3	0	3			
6-6	\$ Connecticut	0.1	3	3	3	0	0			

2012 • *Jr.

Date	Opponent	IP	H	R	ER	BB	SO	Dec		
2-17	UAB	^5.0	4	1	1	2	4			
2-24	Maine	^5.0	4	2	0	0	5			
3-2	% South Carolina	^6.0	4	1	1	2	7			
3-9	*North Carolina	^5.1	6	4	4	0	6	L		
3-16	*Boston College	^6.2	5	3	3	5	9	W		
3-23	*Virginia	^2.1	4	3	1	1	2	L		
3-30	*Miami (FL)	^3.1	3	1	1	5	4			
4-6	*Duke	^6.0	4	1	1	1	3			
4-13	*N.C. State	^5.2	4	3	3	3	4			
4-20	*Maryland	^7.0	5	0	0	2	8			
4-27	*Georgia Tech	^5.2	4	2	2	1	3			
5-19	*Wake Forest	1.0	1	0	0	0	2			
5-25	+Florida State	1.2	1	0	0	2	2			
6-2	\$ South Carolina	^3.0	5	1	1	0	3	L		

#36 Matt Campbell, RHP

2011 • Fr.										
Date	Opponent	IP	H	R	ER	BB	SO	Dec		
2-26	Charleston Southern	2.0	0	0	0	1	2			
3-19	*Duke	1.0	0	0	0	0	3			
3-20	*Duke	^1.2	0	0	0	0	1			
3-22	Elon	0.2	1	0	0	1	0			
3-25	*N.C. State	1.2	2	1	1	1	1			
3-29	Georgia	1.0	1	1	1	0	1			
4-2	*North Carolina	0.0	1	2	2	1	0			
4-6	Western Carolina	0.1	0	0	0	1	1			
4-23	*Wake Forest	^2.1	0	1	0	2	4			
5-7	Gardner-Webb ⁽²⁾	^1.0	1	0	0	0	2			
5-10	*Furman	^1.2	0	0	0	3	1	S		
5-14	*Virginia Tech ⁽²⁾	^2.0	0	0	0	3	3	S		
5-17	Davidson	^1.0	1	0	0	0	2			
5-19	*Florida State	2.0	2	1	1	0	1			
5-28	+N.C. State	2.1	1	0	0	0	1	W		
6-6	\$ Connecticut	2.2	2	3	3	2	2			

2012 • So.										
Date	Opponent	IP	H	R	ER	BB	SO	Dec		
2-17	UAB	3.0	4	1	1	0	3	L		
2-24	Maine	2.0	4	2	2	0	1			
3-2	% South Carolina	3.1	1	0	0	0	3			
3-9	*North Carolina	2.0	1	0	0	2	2			
3-11	*North Carolina	2.0	3	2	1	2	1	L		
3-16	*Boston College	^2.0	1	1	1	1	3	S		

3-21	*Elon	^1.0	0	0	0	0	1	S		
3-23	*Virginia	^0.1	1	0	0	1	1			
3-25	*Virginia	0.0	0	0	0	1	0			
3-27	Georgia	1.1	0	0	0	0	0			
3-30	*Miami (FL)	4.0	1	0	0	0	7	W		
4-24	Coastal Carolina	2.0	3	1	1	2	3			
4-27	*Georgia Tech	2.1	0	1	1	2	4			

#20 Scott Firth, RHP

2010 • Fr.										
Date	Opponent	IP	H	R	ER	BB	SO	Dec		
2-20	*Michigan State	^1.0	1	0	0	1	2			
2-28	Wright State	^1.0	2	1	0	0	2			
3-3	Dayton	1.0	0	0	0	1	1			
3-11	Gardner-Webb	1.0	0	0	0	0	1			
3-17	Georgia Southern	^3.2	5	6	2	4	3			
3-23	Elon	1.0	5	5	3	1	0	L		
4-6	Georgia	1.0	1	0	0	1	0			
4-14	Western Carolina	1.1	3	0	0	0	0			
4-18	*Georgia Tech	1.0	2	1	1	1	2			
4-21	South Carolina-Upstate	1.0	0	0	0	0	1			
5-4	Florida Gulf Coast	2.0	1	0	0	0	1			
5-11	*Furman	^6.0	6	1	1	1	4	W		
5-18	Presbyterian College	^5.1	7	2	2	0	6	W		
5-28	+Virginia Tech	4.0	5	2	2	0	1			
6-4	\$ Southern Mississippi	1.0	1	0	0	0	0			
6-7	\$ Auburn	^1.1	4	3	2	1	1			

2011 • So.										
Date	Opponent	IP	H	R	ER	BB	SO	Dec		
2-19	Eastern Michigan	1.0	3	3	3	2	1			
2-25	Cincinnati	2.0	0	0	0	1	0			
3-4	South Carolina	2.1	3	2	2	1	1			
3-12	*Virginia	3.1	3	3	0	0	1			
3-20	*Duke	^6.2	3	2	0	1	5	W		
3-27	*N.C. State	^5.0	3	2	2	6	5	W		
4-3	*North Carolina	^5.0	4	4	3	5	3			
4-9	*Maryland	^6.0	2	0	0	4	5	W		
4-16	*Boston College ⁽¹⁾	^2.1	5	3	2	1	3			
4-23	*Wake Forest	^2.0	2	3	3	4	1	L		
5-7	Gardner-Webb ⁽¹⁾	^1.0	1	0	0	0	0			
5-10	*Furman	3.0	3	0	0	0	4	W		
5-14	*Virginia Tech ⁽¹⁾	2.0	2	0	0	0	1			
5-17	Davidson	1.0	0	0	0	1	2			
5-26	+ Florida State	1.1	2	1	1	0	1			
6-3	\$ Sacred Heart	^6.0	6	1	1	1	5	W		

3- 4	South Carolina	^4.0	3	1	1	2	4	W
3- 9	*North Carolina	^1.2	0	0	0	0	3	
3-10	*North Carolina	0.0	0	0	0	0	2	0
3-14	Western Carolina	3.1	2	0	0	3	3	
3-18	*Boston College	^2.1	3	0	0	2	2	
3-25	*Virginia	^1.2	0	0	0	2	2	
3-30	*Miami (FL)	^1.2	0	0	0	0	2	S
4- 1	*Miami (FL)	^2.1	3	0	0	2	0	
4- 6	*Duke	^5.0	3	0	0	5	2	W
4-11	Georgia	^1.0	1	0	0	0	1	
4-13	*N.C. State	^6.1	2	3	1	3	4	W
4-20	*Maryland	^2.0	5	4	4	1	2	W
4-24	Coastal Carolina	0.2	2	0	0	0	1	
4-27	*Georgia Tech	0.0	2	2	2	2	0	
5- 7	College of Charleston	^3.2	1	0	0	1	3	
5-14	*Florida State ⁽¹⁾	^2.2	5	2	2	2	3	S
5-18	*Wake Forest	^0.1	0	0	0	0	0	
5-24	+ Virginia	^0.1	0	0	0	1	0	
5-26	+ Georgia Tech	6.1	4	1	0	3	2	
6- 2	\$ South Carolina	0.0	2	1	1	0	0	
6- 3	\$ Coastal Carolina	^2.0	1	0	0	1	3	S

#23 Daniel Gossett, RHP

2012 • Fr.

Date	Opponent	IP	H	R	ER	BB	SO	Dec
2-17	UAB	^1.0	0	0	0	1	0	
2-26	Maine	^1.0	0	0	0	1	1	S
3- 2	% South Carolina	^1.2	3	2	2	1	3	L
3- 7	Holy Cross	^1.0	1	0	0	0	0	
3-10	*North Carolina	0.0	2	3	3	1	0	L
3-14	Western Carolina	-3.1	6	4	4	1	4	
3-21	*Elon	-7.0	3	2	2	2	10	W
3-27	Georgia	-5.0	6	4	4	3	4	W
4- 3	Winthrop	-7.0	3	0	0	0	13	W
4- 8	*Duke	^2.0	2	0	0	0	2	S
4-11	Georgia	-4.1	5	6	6	5	4	
4-17	Charleston Southern	-5.0	4	2	2	2	4	
4-24	Coastal Carolina	-4.0	5	4	4	2	3	
4-29	*Georgia Tech	^5.1	3	4	4	3	7	W
5- 5	College of Charleston	^4.1	3	1	1	1	8	W
5-12	*Florida State	^4.0	2	0	0	5	3	W
5-18	*Wake Forest	-7.1	6	2	2	2	7	L
5-24	+ Virginia	-6.2	4	1	1	6	6	
6- 2	\$ South Carolina	-7.0	4	2	2	3	8	

#29 David Haselden, RHP

2009 • Fr.


Date	Opponent	IP	H	R	ER	BB	SO	Dec
3-10	Michigan State	1.0	1	0	0	0	1	
3-27	*Boston College	3.2	6	4	4	0	3	
4- 4	*Duke	2.1	2	2	2	0	1	
4-15	Western Carolina	-4.0	5	2	2	0	3	
5-11	Furman	-5.0	5	1	1	1	6	W
5-14	*N.C. State	^0.2	2	1	0	0	0	
5-31	\$ Tennessee Tech	^1.0	0	0	0	0	2	

2010 • So.

Date	Opponent	IP	H	R	ER	BB	SO	Dec
2-27	Wright State	^2.1	0	0	0	0	1	W
3- 3	Dayton	1.0	0	0	0	0	2	
3- 5	South Carolina	^4.0	0	0	0	1	3	W
3-19	*Virginia Tech	^1.2	0	0	0	2	2	S
3-23	Elon	^1.2	3	4	1	1	2	
3-26	*Virginia	^1.1	4	1	1	1	1	L
3-27	*Virginia ⁽¹⁾	^1.1	3	1	1	1	2	S
3-31	Coastal Carolina	^3.0	1	1	1	2	4	L
4- 3	*Boston College	1.0	1	0	0	0	0	
4- 4	*Boston College	^2.2	4	1	1	0	2	W
4- 9	*Duke	0.0	3	3	3	0	0	
4-11	*Duke	2.2	4	2	2	0	1	
4-16	*Georgia Tech	^2.0	2	2	2	1	1	L
4-21	South Carolina-Upstate	-2.0	3	0	0	0	2	W
4-24	*North Carolina ⁽¹⁾	3.2	5	1	1	0	2	
5- 1	Florida Gulf Coast	0.2	2	2	2	1	1	L
5-15	*Wake Forest	^1.0	1	0	0	0	1	
5-21	*Florida State	^2.2	2	1	1	1	1	
5-26	+ N.C. State	0.0	2	0	0	1	0	
6- 6	\$ Auburn	2.0	3	3	3	0	1	
6-13	! Alabama	^1.0	0	0	0	0	0	
6-25	! South Carolina	3.1	4	2	2	1	0	

2011 • Jr.

Date	Opponent	IP	H	R	ER	BB	SO	Dec
2-18	Eastern Michigan	2.0	1	0	0	0	1	
2-20	Eastern Michigan	^3.0	2	0	0	0	2	S



DAVID HASELDEN HAD A 2.36 WALKS PER NINE INNINGS PITCHED MARK IN HIS CAREER, 10TH-BEST IN SCHOOL HISTORY.

2-26	Charleston Southern	-5.0	4	1	1	1	2	W
3- 6	South Carolina	1.0	1	1	1	1	0	
3- 8	*South Carolina	-6.0	3	0	0	1	5	
3-13	*Virginia	-2.1	6	5	4	1	0	L
3-19	*Duke	-4.0	6	6	4	1	4	
3-23	Elon	3.0	1	0	0	1	2	
3-27	*N.C. State	3.1	2	1	1	1	5	
4- 1	*North Carolina	0.1	2	4	0	1	0	
4- 5	Coastal Carolina	^7.0	2	0	0	2	3	W
4- 9	*Maryland	^3.0	1	0	0	0	3	S
4-12	Presbyterian College	1.0	1	0	0	0	2	
4-16	*Boston College ⁽¹⁾	5.2	5	2	2	0	5	W
4-20	Georgia	1.0	1	0	0	0	1	
4-23	*Wake Forest	3.0	5	3	1	0	2	
4-27	Western Carolina	2.2	3	0	0	0	0	W
4-30	*Georgia Tech	^6.0	6	2	2	1	2	
5- 8	Gardner-Webb	2.0	0	0	0	0	5	
5-19	*Florida State	1.2	1	1	0	1	1	
5-21	*Florida State	2.2	0	0	0	1	0	W
5-25	+ Georgia Tech	^4.0	2	0	0	0	2	S
5-28	+ N.C. State	2.2	3	1	1	1	0	
6- 4	\$ Coastal Carolina	4.0	5	2	2	0	2	W
6- 6	\$ Connecticut	0.1	2	1	0	0	0	

2012 • Sr.

Date	Opponent	IP	H	R	ER	BB	SO	Dec
2-18	UAB ⁽²⁾	-4.0	7	2	2	0	3	
2-26	Maine	-3.0	5	3	1	2	1	
3- 7	Holy Cross	-5.0	6	1	1	0	2	W
3-10	*North Carolina	^1.0	0	0	0	0	0	
3-14	Western Carolina	0.1	4	4	4	0	1	L
3-24	*Virginia	3.1	4	0	0	1	3	
3-28	Presbyterian College	2.2	3	0	2	1	2	
4- 3	Winthrop	1.0	1	0	0	1	0	
4- 4	Western Carolina	1.1	2	0	0	0	2	
4-10	*Furman	1.2	3	0	0	1	3	W
4-15	*N.C. State	1.1	0	0	0	2	1	
4-24	Coastal Carolina	0.0	3	1	1	0	0	
5- 8	Tennessee Tech	^6.0	5	0	0	0	4	W
5-15	Furman	-7.2	8	2	2	4	5	W
5-19	*Wake Forest	^1.0	0	0	0	0	0	
5-25	+ Florida State	3.2	4	3	3	3	5	
6- 1	\$ Coastal Carolina	^4.0	3	1	1	4	1	S
6- 3	\$ South Carolina	-0.2	3	3	3	1	0	L

#15 Mike Kent, RHP

2010 • Fr.

Date	Opponent	IP	H	R	ER	BB	SO	Dec
3-17	Georgia Southern	3.1	2	0	0	1	3	W
3-24	Elon	-4.0	4	3	2	2	1	
4- 7	Georgia	-3.0	4	4	3	3	0	
4-14	Western Carolina	0.0	2	4	4	2	0	L
5-14	*Wake Forest	1.0	0	0	0	0	3	
5-16	*Wake Forest	3.2	3	3	3	2	1	

2011 • So.

Date	Opponent	IP	H	R	ER	BB	SO	Dec
4- 6	Western Carolina	0.1	1	2	2	3	0	

2012 • *So.

Date	Opponent	IP	H	R	ER	BB	SO	Dec
2-18	UAB ⁽¹⁾	1.0	2	0	0	0	0	
2-25	Maine	2.0	1	0	0	0	0	
3- 3	South Carolina	^0.1	0	0	0	0	0	
3- 7	Holy Cross	0.2	1	0	0	1	0	
3-11	*North Carolina	1.0	1	0	0	1	0	
3-20	Elon	^2.0	0	0	0	0	3	
3-23	*Virginia	5.1	5	3	3	3	3	
3-28	Presbyterian College	2.0	3	4	0	1	4	
4- 1	*Miami (FL)	0.0	2	2	2	0	0	L
4- 4	Western Carolina	3.0	4	1	1	1	0	
4-10	*Furman	^4.0	5	1	1	0	3	S
4-15	*N.C. State	^1.2	0	0	0	0	2	
4-17	Charleston Southern	1.1	2	0	0	0	1	
4-21	*Maryland ⁽¹⁾	^3.1	3	0	0	0	2	S
4-28	*Georgia Tech	^5.0	4	1	1	0	1	W
5- 5	College of Charleston	0.2	1	0	0	0	0	
5- 8	Tennessee Tech	-1.2	6	5	5	0	1	
5-15	Furman	^1.1	1	0	0	0	0	
5-17	*Wake Forest	^1.0	0	0	0	1	0	
5-19	*Wake Forest	0.1	0	1	1	1	0	
5-24	+ Virginia	0.2	1	2	2	1	1	L

#6 Dominic Leone, RHP

2010 • Fr.

Date	Opponent	IP	H	R	ER	BB	SO	Dec
2-19	Miami (OH)	^1.0	0	0	0	0	0	
2-28	Wright State	1.1	1	0	0	0	1	
3- 3	Dayton	0.0	1	3	2	2	0	
3- 6	*South Carolina	^0.1	1	0	0	0	0	
3- 7	South Carolina	1.0	1	2	1	2	0	
3-13	*N.C. State ⁽²⁾	^3.0	2	0	0	0	6	W
3-20	*Virginia Tech ⁽²⁾	0.2	3	2	2	1	1	
3-31	Coastal Carolina	-5.1	4	1	0	1	1	
4- 6	Georgia	-6.0	4	2	2	1	7	W
4-14	Western Carolina	-6.0	6	3	2	1	6	
4-18	*Georgia Tech	0.2	0	0	0	0	0	
4-21	South Carolina-Upstate	1.0	1	1	1	0	2	
4-25	*North Carolina	-8.0	7	3	3	1	3	
5- 2	Florida Gulf Coast ⁽²⁾	-3.2	9	3	3	2	1	
5- 9	*Maryland	-4.1	7	5	4	1	1	
5-16	*Wake Forest	-1.2	4	5	1	2	1	L
5-22	*Florida State	-3.1	3	3	3	3	2	
5-29	+ Georgia Tech	0.2	4	1	1	0	2	
6- 7	\$ Auburn	1.2	3	2	2	2	3	
6-14	! Alabama	-5.2	3	1	0	1	3	W
6-22	! Oklahoma ^C	0.1	1	1	1	1	0	
6-25	! South Carolina	-2.2	4	3	3	1	0	L

CAREER INDIVIDUAL GAME-BY-GAME PITCHING STATS

2011 • So.

Date	Opponent	IP	H	R	ER	BB	SO	Dec
2-19	Eastern Michigan	3.0	3	3	3	1	4	
3-8	* South Carolina	^0.1	0	0	0	1	0	
3-11	* Virginia	1.0	1	0	0	0	2	
3-19	* Duke	^1.0	1	0	0	0	2	
3-26	* N.C. State	3.2	5	4	4	3	3	L
4-2	* North Carolina	^4.0	2	2	1	3	3	
4-8	* Maryland	^4.2	6	3	3	1	6	
4-15	* Boston College	^6.0	5	2	2	4	5	W
4-22	* Wake Forest	^8.1	3	0	0	3	10	W
4-29	* Georgia Tech	^8.0	2	2	2	2	10	W
5-7	Gardner-Webb ⁽¹⁾	^7.0	2	1	1	1	8	W
5-14	* Virginia Tech ⁽¹⁾	^6.0	6	2	2	2	7	W
5-19	* Florida State	3.1	6	6	5	3	3	L
5-25	+ Georgia Tech	5.0	4	0	0	4	5	W
6-4	\$ Coastal Carolina	^4.1	7	5	4	2	4	

2012 • Jr.

Date	Opponent	IP	H	R	ER	BB	SO	Dec
2-18	UAB ⁽¹⁾	^6.0	2	0	0	1	4	W
2-25	Maine	5.0	6	4	4	3	6	W
3-3	South Carolina	2.1	4	6	6	3	2	L
3-10	* North Carolina	^4.0	4	2	1	3	3	
3-17	* Boston College	5.2	1	2	2	4	1	W
3-24	* Virginia	3.2	5	5	5	3	3	L
3-31	* Miami (FL)	^7.0	6	1	1	3	6	W
4-7	* Duke	^6.1	9	4	4	2	9	W
4-14	* N.C. State	^7.1	9	3	3	1	7	L
4-21	* Maryland ⁽¹⁾	5.2	8	3	3	3	3	W
4-28	* Georgia Tech	^4.0	8	6	6	2	0	
5-5	College of Charleston	5.2	5	2	2	1	4	
5-12	* Florida State	5.0	5	2	2	3	5	
5-17	* Wake Forest	7.0	6	5	4	3	5	L
5-25	+ Florida State	2.1	6	4	4	2	2	
6-3	\$ Coastal Carolina	7.0	6	3	2	4	6	W

#28 Jonathan Meyer, RHP

2010 • Fr.

Date	Opponent	IP	H	R	ER	BB	SO	Dec
2-20	* Michigan State	1.0	0	0	0	0	1	
2-21	Furman	^2.0	0	0	0	0	1	S
2-26	Wright State	0.1	1	1	1	1	0	
3-3	Dayton	3.0	1	0	0	1	4	
3-6	* South Carolina	0.1	2	2	2	1	0	
3-13	* N.C. State ⁽¹⁾	^1.0	2	1	0	0	2	
3-14	* N.C. State	^2.0	0	0	0	0	0	W
3-16	Charlotte	^0.1	1	0	0	0	0	
3-20	* Virginia Tech ⁽²⁾	^1.1	1	0	0	0	0	S
3-24	Elon	^2.0	3	1	1	1	3	L
3-31	Coastal Carolina	1.0	2	1	1	0	0	
4-4	* Boston College	0.1	4	4	4	0	1	
4-7	Georgia	3.0	3	2	2	0	4	W
4-11	* Duke	^1.0	0	0	0	0	0	
4-21	South Carolina-Upstate	1.0	3	3	3	1	1	
5-2	Florida Gulf Coast ⁽²⁾	3.1	2	1	1	1	0	
5-8	* Maryland	2.0	2	0	0	2	0	
5-11	* Furman	1.0	0	0	0	0	1	
5-15	* Wake Forest	2.0	3	1	1	0	3	
6-6	\$ Auburn	1.0	4	3	3	0	2	

2011 • So.

Date	Opponent	IP	H	R	ER	BB	SO	Dec
2-20	Eastern Michigan	0.2	1	0	0	0	0	
2-26	Charleston Southern	1.0	0	0	0	0	0	
3-2	Wofford	1.2	2	0	0	1	3	
3-6	South Carolina	2.0	1	3	3	1	2	
3-13	* Virginia	^5.0	3	0	0	2	2	
3-18	* Duke	5.0	1	0	0	1	7	W
3-22	Elon	0.1	2	2	2	1	1	
3-26	* N.C. State	^4.1	2	1	1	2	3	
3-29	Georgia	1.0	2	0	0	0	3	
4-2	* North Carolina	2.0	4	3	2	1	1	
4-6	Western Carolina	0.1	0	0	0	0	0	
4-8	* Maryland	^4.1	2	0	0	1	5	W
4-15	* Boston College	1.0	0	0	0	0	1	
4-16	* Boston College ⁽²⁾	7.0	5	2	2	1	7	W
4-20	Georgia	1.1	1	0	0	0	1	
4-24	* Wake Forest	^6.0	4	3	3	1	7	W
4-27	Western Carolina	^1.0	0	0	0	0	3	S
4-30	* Georgia Tech	3.0	4	3	3	3	2	L
5-7	Gardner-Webb ⁽²⁾	^6.1	3	0	0	0	1	W
5-11	East Tennessee State	1.0	3	1	1	0	0	
5-15	* Virginia Tech	^8.0	8	3	3	0	6	L
5-21	* Florida State	^4.1	5	3	3	3	7	
5-28	+ N.C. State	1.1	2	2	2	1	1	



DOMINIC LEONE HAD A 16-8 CAREER RECORD AS A TIGER FROM 2010-12.

2012 • Jr.

Date	Opponent	IP	H	R	ER	BB	SO	Dec
2-18	UAB ⁽²⁾	^1.0	3	2	2	0	0	
2-24	Maine	0.2	3	2	2	1	0	L
3-3	South Carolina	3.0	4	1	0	1	4	
3-7	Holy Cross	1.0	1	0	0	0	0	
3-10	* North Carolina	2.2	0	1	0	1	1	
3-11	* North Carolina	^1.0	1	0	0	0	2	
3-14	Western Carolina	^1.0	2	0	0	0	1	
3-17	* Boston College	^3.1	3	1	1	0	5	S
3-20	Elon	5.0	7	1	1	0	5	W
3-25	* Virginia	2.1	4	2	2	0	1	
3-28	Presbyterian College	^4.0	2	1	1	0	2	L
4-1	* Miami (FL)	0.2	1	1	1	0	1	
4-4	Western Carolina	1.2	5	4	4	3	1	
4-10	* Furman	3.1	7	4	3	0	0	
4-11	Georgia	1.0	0	0	0	0	0	
4-15	* N.C. State	1.1	2	0	0	2	2	
4-17	Charleston Southern	2.0	1	0	0	2	2	
4-21	* Maryland ⁽²⁾	^7.0	4	0	0	0	2	W
4-27	* Georgia Tech	^4.0	3	1	1	2	3	L
5-7	College of Charleston	5.1	7	4	2	2	1	L
5-14	* Florida State ⁽²⁾	^2.1	10	6	6	1	0	L
5-19	* Wake Forest	0.2	1	0	0	0	1	
6-2	\$ South Carolina	1.0	1	1	1	1	0	
6-3	\$ South Carolina	^8.1	7	1	1	2	4	

#51 Joseph Moorefield, LHP

2010 • *Fr.

Date	Opponent	IP	H	R	ER	BB	SO	Dec
2-28	Wright State	0.1	0	0	0	1	0	
3-3	Dayton	1.0	0	0	0	0	1	
3-17	Georgia Southern	1.0	1	0	0	1	1	
4-6	Georgia	^1.0	4	3	3	1	0	
4-18	* Georgia Tech	0.1	0	0	0	2	0	
6-13	Alabama	1.0	0	0	0	0	2	

2011 • *So.

Date	Opponent	IP	H	R	ER	BB	SO	Dec
2-18	Eastern Michigan	^1.0	0	0	0	0	1	
2-25	Cincinnati	^1.0	1	1	0	1	1	
3-2	Wofford	^0.2	0	0	0	0	0	
3-4	South Carolina	^0.1	0	0	0	0	0	
3-6	South Carolina	^2.0	0	0	0	0	2	W
3-8	* South Carolina	1.1	3	2	2	0	0	

3-16	* Presbyterian College	0.0	0	0	0	1	0	
3-18	* Duke	0.0	3	2	2	1	0	
3-23	Elon	^1.0	1	0	0	0	1	
3-25	* N.C. State	^1.0	1	0	0	0	0	
3-29	Georgia	0.1	0	0	0	0	0	
4-2	* North Carolina	1.1	1	2	2	0	1	L
4-6	Western Carolina	1.0	2	0	0	0	0	
4-20	Georgia	0.1	1	1	0	0	1	
4-23	* Wake Forest	0.0	2	0	0	0	0	
4-26	Furman	1.0	1	0	0	0	0	
5-7	Gardner-Webb ⁽²⁾	0.2	0	0	0	0	0	
5-10	* Furman	0.1	1	0	0	1	0	
5-11	East Tennessee State	^0.1	0	0	0	0	0	
5-14	* Virginia Tech ⁽²⁾	0.1	0	0	0	0	1	W
5-19	* Florida State	0.2	0	0	0	0	1	
5-20	* Florida State	0.1	1	2	2	1	0	
5-26	+ Florida State	0.0	1	1	1	0	0	
5-28	+ N.C. State	0.1	0	0	0	0	0	

2012 • *Jr.

Date	Opponent	IP	H	R	ER	BB	SO	Dec
3-7	Holy Cross	0.1	3	3	2	0	0	
3-16	* Boston College	0.1	0	0	0	0	1	
3-18	* Boston College	0.0	1	0	0	0	0	
3-21	* Elon	0.2	1	0	0	0	0	
3-27	Georgia	0.1	0	0	0	0	0	
4-3	Winthrop	^1.0	0	0	0	0	1	
4-4	Western Carolina	0.1	2	1	1	0	1	
4-11	Georgia	0.1	0	0	0	0	0	
4-15	* N.C. State	0.1	0	0	0	0	0	
4-17	Charleston Southern	0.0	1	0	0	0	0	
4-24	Coastal Carolina	^1.0	0	0	0	0	1	
5-5	College of Charleston	0.1	0	0	0	0	1	
5-8	Tennessee Tech	1.2	4	1	1	1	4	
5-14	* Florida State ⁽¹⁾	0.0	1	2	2	0	0	
5-18	* Wake Forest	0.1	0	0	0	0	0	
5-19	* Wake Forest	0.1	0	0	0	0	1	
5-24	+ Virginia	0.1	0	0	0	0	1	
5-26	+ Georgia Tech	^0.2	0	0	0	0	0	
6-2	\$ South Carolina	0.1	0	0	0	0	0	

#21 Kevin Pohle, RHP

2011 • Fr.

Date	Opponent	IP	H	R	ER	BB	SO	Dec
2-19	Eastern Michigan	3.2	5	1	1	0	0	L
3-2	Wofford	2.2	3	0	0	2	0	W
3-11	* Virginia	0.1	1	0	0	0	0	
3-13	* Virginia	0.0	0	0	0	0	0	
3-19	* Duke	3.0	4	1	1	0	2	W
3-25	* N.C. State	1.0	1	0	0	1	2	
3-29	Georgia	0.1	0	0	0	0	0	W
4-1	* North Carolina	2.2	1	2	0	1	1	
4-3	* North Carolina	1.0	0	0	0	1	0	
4-15	* Boston College	^2.0	2	0	0	2	1	
4-23	* Wake Forest	1.2	3	2	2	0	1	
4-26	Furman	1.0	1	0	0	0	1	
5-7	Gardner-Webb ⁽²⁾	1.0	1	0	0	0	2	
5-11	East Tennessee State	5.0	3	0	0	1	2	W
5-17	Davidson	5.0	6	0	0	1	4	W
6-3	\$ Sacred Heart	2.0	1	0	0	1	1	
6-6	\$ Connecticut	0.1	5	3	3	0	0	L

Competitive. That one word best describes Clemson's 2012 season. The Tigers finished with a disappointing 35-28 record even though the Tigers lost just two games by more than four runs (one by five and one by seven) all season. Clemson was the last team in the ACC or SEC to lose a game by more than four runs, as it did so for the first time in the regular-season finale at Wake Forest.

Despite the up-and-down season, the Tigers still finished with a winning ACC record (16-14) for the 18th time in Jack Leggett's 19 seasons as head coach at Clemson and made their 25th NCAA Tournament appearance in the last 26 years. It was also the Tigers' 37th all-time NCAA Tournament, fifth-most in NCAA history). That was due in large part to a stretch during the season when Clemson won 10 of 11 games away from home, including an eight-game winning streak.

Clemson played the nation's #6-toughest schedule according to WarrenNolan.com and played 35 of its 63 games (56 percent) against teams that participated in the NCAA Tournament. The Tigers had 19 comeback wins among its 35 overall victories, including overcoming a deficit of four runs or more four times. The Tigers also had five walkoff hits, tied for the most in a season under Leggett, and won another game on a walkoff wild pitch.

Clemson finished in the middle of the ACC pack in hitting (.269) and pitching (3.90 ERA), but the Tigers were stellar in the field. They led the ACC and set a school record with a .973 fielding percentage, committing only 66 errors in 63 games. Clemson's 62 double plays were tied for 12th-most in the nation as well.

Four Tigers, Clemson's first four batters in the lineup during most of the season, were named to the All-ACC team. The four offensive players named to the all-conference team were the most in the ACC.

Third-baseman Richie Shaffer was Clemson's leading hitter in 2012. The first-team All-American by **Perfect Game** and First-Team All-ACC selection was named ACC Player-of-the-Week three times in 2012, more than any other player. The Golden Spikes Award semifinalist led or tied for the team lead in batting average (.336), hits (78), doubles (21), homers (10), slugging percentage (.573),

walks (63), and on-base percentage (.480). His 63 walks tied for third-most in the nation and tied for third-most in school history as well.

Shaffer played his first two seasons at Clemson as a first-baseman and earned First-Team All-ACC honors there in 2011. He became the first Tiger in history to be named First-Team All-ACC at two different infield positions over the course of a career.

Designated hitter Phil Pohl was Clemson's other First-Team All-ACC selection. The two-time team co-captain was a first-team Academic All-American by **CoSIDA** and a Lowe's Senior CLASS Award First-Team member, one of only five in the country. The strength & conditioning All-American led the team with 58 RBIs along with nine homers and 11 doubles.

Centerfielder Thomas Brittle and second-baseman Steve Wilkerson were both named Second-Team All-ACC. Brittle showed why he was one of the nation's best defensive outfielders with his team-high nine outfield assists and many diving catches. He also hit .298 with nine doubles, an ACC-tying-high eight triples and a team-high 15 steals. Brittle added two walkoff hits and a 22-game hitting streak, tied for eighth-longest in school history.

Wilkerson hit .298 with a team-tying-high 49 runs and 10 stolen bases. He became the predominant leadoff batter in March and had hitting streaks of 19 and 15 games.

Jason Stolz had one of the best defensive seasons by any shortstop in Tiger history. He committed only four errors, including none in the last 34 games, and had a stellar .985 fielding percentage. He played all but 4.2 of the team's innings at shortstop. Stolz added seven homers and led the team with a .310 batting average in ACC regular-season games.

Spencer Kieboom was a stalwart behind the plate, as he did not allow a passed ball all season. At the plate, he only struck out 17 times in 204 at-bats. The two-time Johnny Bench Award Watch List member ended his career averaging one strikeout every 11.65 at-bats, 10th-best in school history.

First-baseman Jon McGibbon totaled five homers and 33 RBIs and reached base safely in 24 consecutive games from April to May. Rightfielder Brad Felder came on strong late in the year to finish with seven homers and 11 steals in his one and only season in the program. Jay Baum, the team's main starter in left field, had 28 walks and five hit-by-pitches against only 19 strikeouts in 54 games.

Joe Costigan was Clemson's top player off the bench. He batted .289 overall, but was 7-for-18 (.389) with a .476 on-base percentage as a pinch-hitter. Tyler Slaton contrib-

2012 TEAM ACCOMPLISHMENTS

- Had its 48th-consecutive winning season.
- Finished tied for 12th in the nation in double plays (62) and 17th in walks (270).
- Set a school record with a .973 fielding percentage.
- Was very competitive all season, as it lost just two games by more than four runs and only one game by more than five runs.
- Defeated #1 Florida State three times in four games, including a 9-7 walkoff win over the top-ranked Seminoles in the ACC Tournament on **Jon McGibbon's** three-run homer in the ninth inning.
- Averaged 4,406 fans per home date, the eighth-highest figure in the nation.

uted as a pinch-runner, as he came off the bench a team-high 30 times and was 6-6 on steals.

The pitching staff was led by a reliever who was involved in many close wins. Righty Scott Firth won the Stowe Award as Clemson's most valuable pitcher. He had a 4-0 record, a team-high three saves, a team-best 2.09 ERA, and a .229 opponents' batting average in 51.2 innings pitched over a team-high 24 relief appearances. His 2.09 ERA was the best by a Tiger since 1998. During one stretch, he pitched 23.0 scoreless innings in a row.

Righthander Kevin Brady had a 2.54 ERA (seventh-best in the ACC), .235 opponents' batting average, and 62 strikeouts in 63.2 innings pitched despite missing three weeks due to injury. He ended his career with a 3.89 strikeout-to-walk ratio, third-best in Tiger history, and 9.87 strikeout-per-nine-innings-pitched mark, fifth-best in Clemson history.

Righties Kevin Pohle and Dominic Leone tied for the team lead with seven wins apiece. Pohle was 7-4 with a 3.66 ERA in 76.1 innings pitched, while Leone was 7-4 with 66 strikeouts in a team-high 84.0 innings pitched.

Righthander Daniel Gossett came on strong late in the season as Clemson's best pitcher. In 77.0 innings pitched over 19 appearances (10 starts), the freshman was 6-3 with two saves and a team-high 87 strikeouts along with a .221 opponents' batting average.

Righties Jonathan Meyer and David Haselden served as key relievers and spot starters. Meyer had a 3.96 ERA and yielded only 18 walks in 63.2 innings pitched over a team-tying-high 24 appearances. Haselden was 4-2 with a 3.78 ERA in 47.2 innings pitched. His 2.36 walks-per-nine-innings-pitched mark in his career was 10th-best in Tiger history.

Righthander Matt Campbell was one of the team's best relievers until he was lost for the season with an arm injury

2012 STARTS BY POSITION

Pitcher

# Player	GS
6 Dominic Leone	16
21 Kevin Pohle	14
19 Kevin Brady	11
23 Daniel Gossett	10
28 Jonathan Meyer	6
29 David Haselden	5
15 Mike Kent	1

Catcher

# Player	GS
22 Spencer Kieboom	50
9 Phil Pohl	12
30 Garrett Boulware	1

First Base

# Player	GS
12 Jon McGibbon	55
9 Phil Pohl	8

Second Base

# Player	GS
17 Steve Wilkerson	59
13 Jay Baum	4

Shortstop

# Player	GS
2 Jason Stolz	63

Third Base

# Player	GS
8 Richie Shaffer	63

Left Field

# Player	GS
13 Jay Baum	33
30 Garrett Boulware	16
1 Dominic Attanasio	6
18 Tyler Slaton	5
5 Joe Costigan	2
12 Jon McGibbon	1

Center Field

# Player	GS
4 Thomas Brittle	56
18 Tyler Slaton	7

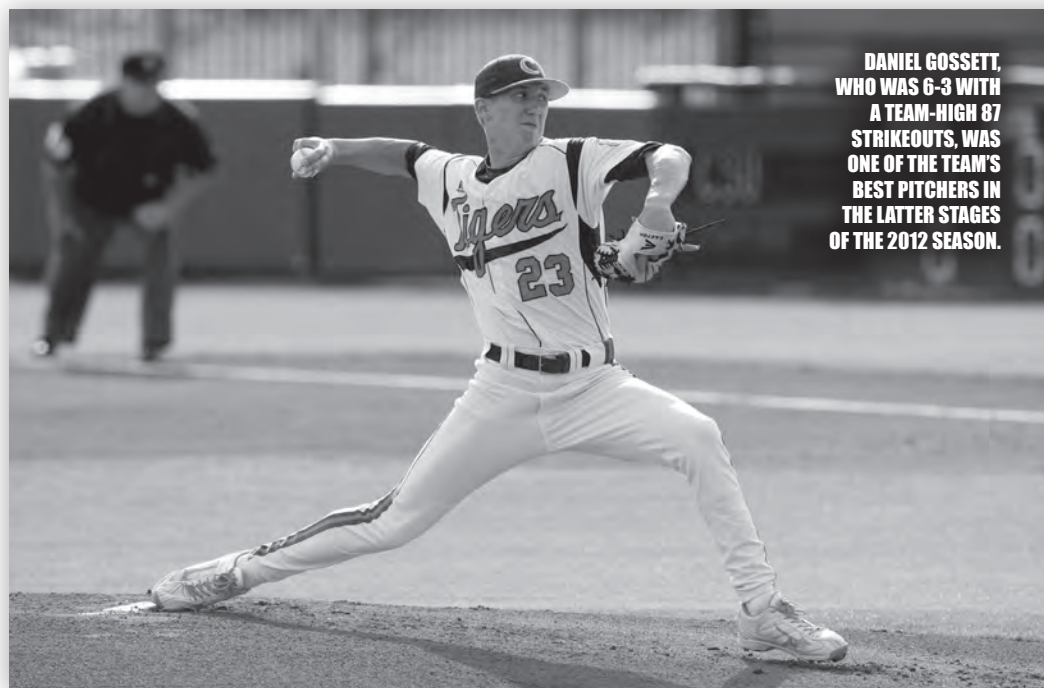
Right Field

# Player	GS
3 Brad Felder	45
13 Jay Baum	7
1 Dominic Attanasio	5
18 Tyler Slaton	5
5 Joe Costigan	1

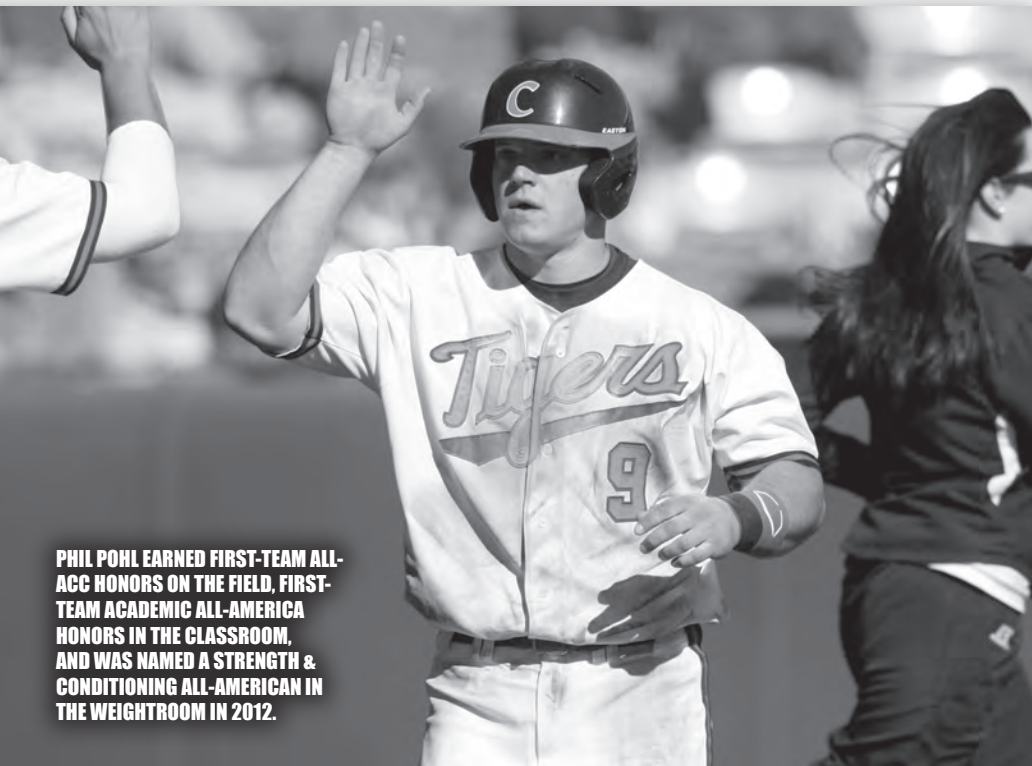
Designated Hitter

# Player	GS
9 Phil Pohl	43
10 Mike Dunster	6
22 Spencer Kieboom	6
5 Joe Costigan	5
1 Dominic Attanasio	1
13 Jay Baum	1
12 Jon McGibbon	1

Note: **Bold** denotes returning player; 47.0 percent of the starts return in 2013.



DANIEL GOSSETT, WHO WAS 6-3 WITH A TEAM-HIGH 87 STRIKEOUTS, WAS ONE OF THE TEAM'S BEST PITCHERS IN THE LATTER STAGES OF THE 2012 SEASON.



PHIL POHL EARNED FIRST-TEAM ALL-ACC HONORS ON THE FIELD, FIRST-TEAM ACADEMIC ALL-AMERICA HONORS IN THE CLASSROOM, AND WAS NAMED A STRENGTH & CONDITIONING ALL-AMERICAN IN THE WEIGHTROOM IN 2012.

in late April. He had a 2.49 ERA, two saves, and a team-best .211 opponents' batting average along with 29 strikeouts in 25.1 innings pitched.

Righties Mike Kent and Patrick Andrews were two more valuable relievers. Kent had a 3.76 ERA and two saves while giving up only 10 walks in 38.1 innings pitched. Andrews totaled two saves in 20 relief appearances.

Joseph Moorefield was the team's only left-handed pitcher who saw significant action. He was effective in retiring left-handed batters and allowed just one of his 18 inherited baserunners to score.

The Tigers opened the season with a #16 national ranking and won two of three games over UAB at home in the first-ever meetings. The Tigers lost (2-1) their season-opener for the first time since 2004. In the series-finale, Clemson scored five runs in the eighth inning to break a 2-2 tie and held on for a 7-4 win.

The following weekend against Maine at Doug Kingsmore Stadium, the Tigers hit .317 in winning two games. In game-two, Clemson overcame a 4-0 deficit in its 9-5 victory, highlighted by Kieboom's three-run homer in the fifth inning. Clemson overcame a 6-0 deficit in the series-finale to pull out a 9-6 win. The six-run comeback was Clemson's largest to gain victory since 2008.

Clemson's annual three-game series against rival South Carolina at three different sites was up next. The #2 Gamecocks won the first two games (at Charleston and Columbia). In game-one, Evan Marzilli's diving catch with two outs and the potential tying run on third base in the 11th inning preserved their 3-2 win. Two days later, Wilkerson's walkoff single gave the Tigers a 6-5 win, ending the Gamecocks' 19-game winning streak. Shaffer received the Bob Bradley Award as Clemson's MVP of the series after going 6-for-9 with two homers, four RBIs, six runs, and six walks.

Shaffer tied a school record with three doubles in Clemson's 16-4 win over Holy Cross, then #6 North Carolina swept the Tigers at Doug Kingsmore Stadium from March 9-11 despite Clemson outhitting the Tar Heels. North Carolina won game-one 4-3 and game-two 6-3 after scoring three runs in the ninth inning. In game-three, the Tar Heels scored three runs in the ninth inning to send the game into extra innings, where they won 6-5 in 11 innings.

After Western Carolina scored seven runs in the fourth inning in its 8-4 win at Cullowhee, NC, the Tigers returned home to sweep Boston College by a combined score of

17-8. The Tiger pitching staff had a 2.67 ERA and Clemson committed just one error in the series.

Clemson then swept Elon in a two-game, midweek series. Wilkerson went 4-for-4 to lead the Tigers to a 6-2 win in Tigertown. The following day, Gossett struck out 10 batters and earned his first career victory in Clemson's 4-2 win at Fluor Field in Greenville. Leggett recorded his 1,200th all-time win, as he became the 15th coach in history to reach that mark as a Division I head coach.

The Tigers suffered a three-game sweep at Virginia from March 23-25, but rebounded for a 10-5 win at #18 Georgia. Shaffer went 3-for-6 with a homer, two doubles, and three RBIs to lead the Tigers' 16-hit attack. The next day, Clemson committed four costly errors in its 8-4 loss to Presbyterian College at Doug Kingsmore Stadium.

The #7 Miami (FL) Hurricanes came to town, as the two teams combined to score only 14 runs in the series. The Tigers won the first two games by identical scores of 3-1 before Miami responded with a 4-2 win in game-three. Shaffer's two-out, two-run double in the seventh inning lifted Clemson to the two-run win in game-two.

Gossett showed why he led the team in strikeouts in Clemson's 11-0 victory over Winthrop on April 3. He allowed just three hits and no walks with 13 strikeouts in 7.0 innings pitched. The 13 strikeouts were the most by a Tiger since 2009. Gossett earned national player-of-the-week honors by **Collegiate Baseball**.

Clemson's up-and-down season continued with a 13-8 loss at home to Western Carolina, who amassed 22 hits. Then over the weekend, the Tigers won all three games at Duke by a combined score of 19-8. McGibbon's leadoff triple in the 11th inning started Clemson's three-run frame in its 4-1 win in game-one. Brittle went 4-for-6 with five RBIs in the Tigers' 11-5 win in game-two. The Tigers capped the sweep with a 4-2 win. Baum's three-run double in the eighth inning gave Clemson a 3-2 lead, while Pohle and Gossett combined to give up just two runs.

Clemson split a pair of midweek games against Furman at Fluor Field and against Georgia at home. McGibbon went 3-for-4 with a homer, double, and five RBIs in the Tigers' 12-5 over the Paladins. The Bulldogs scored six runs in the fifth inning to rally from a five-run deficit and edge the Tigers 8-7.

N.C. State visited Tigertown and came away with two wins. In game-one, Brittle hit a walkoff single in the 12th

2012 INDIVIDUAL HONORS

#19 Kevin Brady • RHP • *Jr.

- 10th-round draft pick of the Philadelphia Phillies
- All-ACC Academic team member

#4 Thomas Brittle • OF • *Jr.

- Second-Team All-ACC selection
- All-ACC Academic team member

#3 Brad Felder • OF • *Gr.

- Columbia (SC) Regional All-Tournament selection

#20 Scott Firth • RHP • Jr.

- 32nd-round draft pick of the Philadelphia Phillies
- All-ACC Academic team member
- Stowe Award winner (team most valuable pitcher)

#23 Daniel Gossett • RHP • Fr.

- National Player-of-the-Week by **Collegiate Baseball** (4/9)

#29 David Haselden • RHP • Sr.

- Free-agent signee of the Chicago White Sox

#15 Mike Kent • RHP • *So.

- One of five Tom Walter College Baseball Inspiration Award winners

#22 Spencer Kieboom • C • Jr.

- Fifth-round draft pick of the Washington Nationals
- Gold Glove Team member by **ABCA**
- Johnny Bench Award Watch List
- All-ACC Academic team member
- Columbia (SC) Regional All-Tournament selection
- ACC Player-of-the-Week (4/30)

#6 Dominic Leone • RHP • Jr.

- 16th-round draft pick of the Seattle Mariners

#12 Jon McGibbon • 1B/OF • So.

- All-ACC Tournament selection

#28 Jonathan Meyer • RHP • Jr.

- All-ACC Academic team member

#9 Phil Pohl • C/1B/OF • Sr.

- 28th-round draft pick of the Oakland Athletics
- Second-team All-Atlantic Region by **ABCA**
- First-Team All-ACC selection
- Lowe's Senior CLASS Award First-Team member
- First-Team Academic All-American by **CoSIDA**
- Strength & Conditioning All-American by **NSCA**
- First-Team Academic All-District IV by **CoSIDA**
- All-ACC Academic team member
- Tiger Baseball Award winner (leadership)
- Columbia (SC) Regional All-Tournament selection

#8 Richie Shaffer • 3B/1B • Jr.

- First-round draft pick of the Tampa Bay Rays
- Golden Spikes Award Semifinalist
- First-team All-American by **Perfect Game**
- Third-team All-American by **ABCA**
- Third-team All-American by **Collegiate Baseball**
- Honorable Mention All-American by CollegeBaseballInsider.com
- First-team All-Atlantic Region by **ABCA**
- First-Team All-ACC selection
- First-Team All-ACC by CollegeSportsMadness.com
- Mitchell Award winner (team MVP)
- Bob Bradley Award winner (team MVP of the three-game series against South Carolina)
- National Hitter-of-the-Week by **NCBWA** (4/9)
- ACC Player-of-the-Week (3/5)
- ACC Co-Player-of-the-Week (4/2)
- ACC Player-of-the-Week (4/9)

#2 Jason Stolz • INF • Sr.

- 17th-round draft pick of the Colorado Rockies
- All-ACC Academic team member

#35 Mike Triller • OF • Fr.

- Dedication Award winner (team strength training)

#17 Steve Wilkerson • 2B/SS • So.

- Second-Team All-ACC selection

inning to score Slaton and give Clemson a 7-6 win. The Wolfpack answered with a 3-1 win in game-two and a 6-3 victory in game-three to capture the series.

Four days after Brittle's first walkoff hit as a Tiger, he accomplished the feat again in Clemson's 3-2 win over Charleston Southern. Brittle's walkoff single through the left side on a 1-2 pitch scored Slaton.

The Tigers swept their second road series in a row when they won all three games at Maryland by a combined score of 17-9. Stolz went 6-for-11 (.545) to lead the Tigers, who batted .318 in the series. In the first game, Shaffer's two-out, two-run triple in the ninth inning gave Clemson a 5-3 lead in the Tigers' 5-4 win. Leone and Kent combined to lead Clemson to a 5-3 win in game-two, then the Tigers completed the sweep with a 7-2 win behind five combined runs in the final three innings.

Coastal Carolina rallied for a 10-7 victory at Clemson, then the Tigers travelled to Atlanta to face Georgia Tech in a key three-game series. The Tigers won the final two games and batted .336 in the series, led by Kieboom going 10-for-15 with a homer and seven RBIs.

In game-one, the Yellow Jackets scored three runs in the bottom of the ninth inning after Felder's three-run homer in the top of the ninth inning broke a 2-2 tie. Georgia Tech went on to win 6-5 in 13 innings. However, Clemson responded with wins by scores of 13-7 and 11-8. Kieboom hit a grand slam in game-two, then he went 5-for-5 in the series-clinching win. The Tigers combined for 35 hits in the final two games.

After a week off for final exams, College of Charleston came to town and fell twice in three games. Wilkerson scored on a walkoff wild pitch in the 11th innings in Clemson's 4-3 win in game-one. The Tigers' eight-run seventh inning helped them record a 12-3 win in game-two, but the Cougars defeated Clemson for the first time in 24 all-time meetings with a 4-2 win in the series-finale.

Shaffer's long walkoff homer in the 10th inning lifted Clemson to a 9-8 win over Tennessee Tech after the Tigers rallied from an 8-2 deficit, then top-ranked Florida State came to town. Clemson won two of three games and won its first-ever games over a #1-ranked team in Tigertown.

In game-one, Clemson hit three homers, including Kieboom's three-run homer in the sixth inning that gave the Tigers the lead for good. Firth closed out the game-two victory by a score of 9-7 after a furious Seminole comeback, then Florida State salvaged the series with a 9-5 win behind 16 hits.

Haselden pitched 7.2 strong innings in Clemson's 9-2 victory over Furman, then the Tigers closed the regular season at Wake Forest, where they lost all three games.

The Tigers, who finished third in the ACC Atlantic Division standings and tied for fifth overall with a 16-14 record,

CLEMSON CELEBRATED ITS THIRD WIN OVER #1 FLORIDA STATE IN 2012 AFTER JON MCGIBBON'S THREE-RUN WALKOFF HOMER IN THE ACC TOURNAMENT.



were the #5 seed in the ACC Tournament at Greensboro, NC and won one of three games. After falling to #17 Virginia 3-2, Clemson rebounded with another 9-7 win over the Seminoles, its third victory in four games against top-ranked Florida State in 2012. Trailing by a run in the ninth inning, McGibbon laced a three-run walkoff homer to give Clemson a 9-7 win. McGibbon totaled five hits, including two homers and one double, and five RBIs to earn All-ACC Tournament honors.

The Tigers were sent to the Columbia (SC) Regional as the #2 seed. In Clemson's opener against Coastal Carolina, Pohl belted a grand slam in the second inning in the Tigers' 11-3 win. In an epic battle against the host and #2-ranked Gamecocks, LB Dantzler hit a walkoff single in the 12th inning to send South Carolina to a 5-4 win. The Gamecocks rallied from a 4-2 deficit with a run in the eighth inning and another run in the ninth.

Clemson stayed alive with another victory (5-3) over the Chanticleers. Stolz tied a Clemson NCAA Tournament record with two homers, while Leone pitched 7.0 strong

innings to earn the win. However, the Gamecocks eliminated the Tigers with a 4-3 win to capture the regional title. In the 300th all-time meeting between the rivals, the Tigers rallied from a 4-0 deficit. But Felder's deep flyball with a runner on first base was caught to end the game. Felder, Kieboom, and Pohl all earned Columbia Regional All-Tournament honors.

Tiger fans continued their strong support, as 145,388 fans attended the 33 home dates. The 4,406 fans per date was the eighth-highest average in the nation and second-highest in the ACC.

Seven Tigers were chosen in the Major League draft. The Tampa Bay Rays drafted Shaffer in the first round with the #25 overall pick, while the Washington Nationals picked Kieboom in the fifth round. Brady, Leone, Stolz, Pohl, and Firth were also selected later in the draft. The seven selections tied for eighth-most in the nation and tied for most by an ACC team. Haselden signed a free-agent contract with the Chicago White Sox organization as well.

2012 FINAL POLLS

Baseball America

Rk	School	W-L	Pvs
1.	Arizona	48-17	13
2.	South Carolina	49-20	7
3.	Florida	47-20	1
4.	Florida State	50-17	5
5.	UCLA	48-16	9
6.	Arkansas	46-22	---
7.	Stony Brook	52-15	25
8.	Kent State	47-20	---
9.	Louisiana State	47-18	3
10.	Baylor	49-17	4
11.	Oregon	46-19	10
12.	N.C. State	43-20	18
13.	Stanford	41-18	19
14.	Oklahoma	42-25	---
15.	Saint John's	40-23	---
16.	TCU	40-22	---
17.	North Carolina	46-16	6
18.	Rice	41-19	8
19.	Texas A&M	43-18	9
20.	Kentucky	45-18	11
21.	Cal State Fullerton	36-21	12
22.	Mississippi State	40-24	14
23.	Purdue	45-14	15
24.	Oregon State	40-20	16
25.	Virginia	39-19-1	17

Collegiate Baseball

Rk	School	W-L	Pts	Pvs
1.	Arizona	48-17	498	5
2.	South Carolina	49-20	494	2
3.	Arkansas	46-22	492	6
4.	Florida State	50-17	491	3
5.	UCLA	48-16	489	4
6.	Kent State	47-20	488	8
7.	Florida	47-20	486	1
8.	Stony Brook	52-15	482	7
9.	Louisiana State	47-18	480	9
10.	Baylor	49-17	477	10
11.	Oregon	46-19	475	11
12.	N.C. State	43-20	473	12
13.	Oklahoma	42-25	470	13
14.	Stanford	41-18	466	14
15.	Saint John's	40-23	465	15
16.	TCU	40-22	464	16
17.	North Carolina	46-16	463	17
18.	Rice	41-19	461	18
19.	Texas A&M	43-18	459	19
20.	Arizona State	36-20	458	20
21.	Kentucky	45-18	456	21
22.	Cal State Fullerton	36-21	454	22
23.	Purdue	45-14	453	23
24.	Mississippi State	40-24	451	24
25.	Oregon State	40-20	448	25

Sports Weekly

Rk	School	W-L	Pts	Pvs
1.	Arizona (31)	48-17	775	11
2.	South Carolina	49-20	744	6
3.	Arkansas	46-22	693	20
4.	Florida State	50-17	678	3
5.	UCLA	48-16	649	4
6.	Florida	47-20	603	1
7.	Kent State	47-20	578	---
8.	Stony Brook	52-15	543	---
9.	Baylor	49-17	515	2
10.	Oregon	46-19	481	10
11.	Louisiana State	47-18	434	7
12.	Stanford	41-18	399	13
13.	N.C. State	43-20	377	16
14.	Oklahoma	42-25	350	---
15.	TCU	40-22	318	---
16.	Saint John's	40-23	312	---
17.	North Carolina	46-16	246	5
18.	Texas A&M	43-18	170	8
19.	Kentucky	45-18	166	12
20.	Rice	41-19	145	9
21.	Purdue	45-14	139	14
22.	Oregon State	40-20	126	17
23.	Virginia	39-19-1	104	15
24.	Central Florida	45-17	87	18
25.	Vanderbilt	35-28	82	---

2012 SENIORS & PRO SIGNEES



#19 Kevin Brady

RHP • L-R • 6-3 • 220 • 4VL

Gaithersburg, MD • Gaithersburg HS

Had one of the team's hardest fastballs ... saw most of his action in long relief roles prior to 2011, but was the team's top pitcher early in the 2011 season before he suffered an arm injury that forced him out of action for over 10 weeks ... suffered another injury in 2012 that forced him to miss three weeks ... had a 4-3 record, one save, a 3.27 ERA, .255 opponents' batting average, and 148 strikeouts against only 38 walks in 135.0 innings pitched over 50 appearances (19 starts) in his four active seasons ... allowed more than three earned runs in only two of his 50 appearances and did not allow more than four earned runs in any of his 50 appearances ... had a 3.89 strikeout-to-walk ratio (third-best in school history) and 9.87 strikeouts-per-nine-innings-pitched mark (fifth-best in school history) in his career ... three-time All-ACC Academic selection ... four-time ACC Academic Honor Roll member ... drafted three times in his career.

2012: Drafted in the 10th round (#338 overall pick) by the Philadelphia Phillies and signed in June ... All-ACC Academic team member ... ACC Academic Honor Roll member ... had a 1-3 record and a 2.54 ERA in 14 appearances (11 starts) ... in 63.2 innings pitched, he allowed 54 hits (.235 opponents' batting average) and 24 walks with 62 strikeouts ... seventh in the ACC in ERA ... pitched 6.0 innings in a starting role, allowing four hits, one run, and two walks with seven strikeouts against #2 South Carolina at Charleston, SC on Mar. 2 ... pitched 7.0 innings in a starting role, allowing five hits, no runs, and two walks with eight strikeouts at Maryland on Apr. 20; he was pitching less than 25 miles from his hometown.

2011: Drafted in the 17th round (#518 overall pick) by the Cleveland Indians ... All-ACC Academic team member ... ACC Academic Honor Roll member ... had a 2-0 record and 3.86 ERA in 10 appearances (three starts) ... in 23.1 innings pitched, he allowed 19 hits (.218 opponents' batting average) and one walk with 33 strikeouts ... had a 2-0 record, 1.10 ERA, .155 opponents' batting average, and 23 strikeouts against only one walk in his three starts ... pitched 5.1 innings in a starting role, allowing two hits, one run, and one walk with 10 strikeouts to earn the win against Eastern Michigan on Feb. 20 ... pitched 7.0 innings in a starting role, allowing four hits, no runs, and no walks with nine strikeouts to earn the win against Michigan State at Greenville, SC on Feb. 27 ... pitched 4.0 innings in a starting role, allowing three hits, one run, and no walks with four strikeouts against #4 South Carolina on Mar. 6; he suffered a forearm muscle strain prior to the fifth inning and missed 71 days ... played for Bourne in the Cape Cod League in the summer, where he was 0-0 with an 0.00 ERA in 2.0 innings pitched over two relief appearances; he allowed two hits and no walks with five strikeouts.

2010: All-ACC Academic team member ... ACC Academic Honor Roll member ... had a 1-0 record, one save, and a 4.58 ERA in 22 appearances (two starts) ... in 37.1 innings pitched, he allowed 47 hits and eight walks with 45 strikeouts ... allowed only two home runs ... led the team in strikeout-to-walk ratio (5.6-to-1) and strikeouts per nine innings pitched (10.8) ... had a 4.20 ERA and 39 strikeouts against only six walks in 30.0 innings pitched over 20 relief appearances ... allowed just one of his 15 inherited baserunners to score ... pitched 3.1 innings in a starting role, allowing three hits, one earned run, and no walks with one strikeout to earn his first career win against Furman on Feb. 21 ... pitched 2.1 innings in relief, allowing no walks with six strikeouts against N.C. State in the ACC Tournament on May 26 ... pitched 2.0 perfect innings in relief with four strikeouts against #6 Georgia Tech in the ACC Tournament on May 29; in 4.1 innings pitched over two relief appearances in the ACC Tournament, he allowed three hits and no walks with 10 strikeouts ... pitched 3.0 innings in relief, allowing no runs and no walks with three strikeouts to record his first career save at #14 Auburn in the Auburn Regional on June 7 ... played for Bourne in the Cape Cod League in the summer, where he was 4-0 with an 0.97 ERA in 9.1 innings pitched over six relief appearances; he allowed just five hits and three walks with 12 strikeouts.

2009: ACC Academic Honor Roll member ... had an 0-0 record and 1.69 ERA in four appearances (three starts) ... in 10.2 innings pitched, he allowed nine hits (.225 opponents' batting average) and five walks with eight strikeouts ... did not pitch after March 11 and received a medical red-shirt ... played for Youse in the Cal Ripken Collegiate Baseball League in the summer, where he had a 2-2 record and 1.53 ERA in 29.1 innings pitched over five starts; pitched two complete games and allowed just 17 hits (.162 opponents' batting average), no homers, and five walks with 38 strikeouts; named to the league's All-Star team.

Before Clemson: Drafted in the 44th round (#1316 overall pick) by the Baltimore Orioles in 2008 ... All-League member and #3 prospect in the Cal Ripken Collegiate Baseball League ... all-state standout at Gaithersburg High School ... had a 19-2 record, 1.05 ERA, and 249 strikeouts in 140.2 innings pitched in his career ... appeared in *Sports Illustrated's* "Faces in the Crowd" ... Rawlings Player-of-the-Year in Maryland as a senior ... had a 7-0 record, 0.29 ERA, and 98 strikeouts against only eight walks in 48.1 innings pitched as a senior ... #1 prospect in Maryland by *Perfect Game* ... *Washington Post* Player-of-the-Year and First-Team All-Metro selection as a junior

... had a 9-0 record, 0.84 ERA, and 112 strikeouts as a junior ... pitched a perfect game as a junior ... hit .429 with an .825 slugging percentage and .565 on-base percentage as a junior ... East Coast Pro Showcase selection ... lettered three times in baseball and once in swimming at Gaithersburg High, where he was coached by Jason Woodward.

Personal: Majoring in special education ... born Kevin Michael Brady on Sept. 7, 1990 in Gaithersburg, MD.

Brady's Career Stats

Year	ERA	W-L	G-S	SV	IP	H	R	ER	BB	SO
2009	1.69	0-0	4-3	0	10.2	9	2	2	5	8
2010	4.58	1-0	22-2	1	37.1	47	23	19	8	45
2011	3.86	2-0	10-3	0	23.1	19	10	10	1	33
2012	2.54	1-3	14-11	0	63.2	54	22	18	24	62
Totals	3.27	4-3	50-19	1	135.0	129	57	49	38	148



#3 Brad Felder

OF • L-L • 6-0 • 200 • 1VL

Bowman, SC • The Citadel

Had the rare combination of outstanding strength and speed ... one of the team's top power hitters ... a career .255 hitter with a .340 on-base percentage in 205 games (181 starts) over four active seasons (three at The Citadel and one at Clemson) at the collegiate level ... had 27 doubles, 10 triples, 25 homers, 94 RBIs, 139 runs, 75 walks, 17 hit-by-pitches, and 47 steals.

2012: Hit .263 with 32 runs, eight doubles, seven homers, 26 RBIs, a .338 on-base percentage, 19 walks, two hit-by-pitches, and 11 steals in 54 games (45 starts in right field) ... hit .276 with five homers, six doubles, 14 RBIs, and three steals in 23 ACC regular-season games (20 starts); the five homers tied for seventh-most in the ACC ... had six outfield assists ... hit a team-high .297 away from home and a team-high .313 on opponents' home fields ... hit a team-high .321 in the postseason and a team-high .471 in the NCAA Tournament ... member of the Columbia Regional All-Tournament team after going 8-for-17 (.471) with a homer, double, two RBIs, four runs, a steal, and three outfield assists in four games ... went 2-for-4 with a homer and three RBIs in the first game of a doubleheader against UAB on Feb. 18 ... hit the go-ahead, run-scoring single in the 11th inning at Duke on Apr. 6 ... went 1-for-2 with a homer, four RBIs, and a walk at Georgia Tech on Apr. 27; his three-run homer in the ninth inning gave Clemson a 5-2 lead; he was 6-for-11 (.545) with a homer, double, five RBIs, six runs, two walks, and a steal in the series ... hit a one-out single in the 11th inning and came around to score the tying run against College of Charleston on May 5; he also had two walks and two steals ... went 3-for-5 with a homer and two runs at #2 South Carolina in the Columbia Regional on June 2.

Before Clemson: Played three seasons (2008,10,11) at The Citadel, where he hit .252 with 19 doubles, 10 triples, 18 homers, 68 RBIs, 107 runs, and 36 steals in 151 games (136 starts) under Head Coach Fred Jordan ... hit .274 with eight doubles, five triples, six homers, 32 RBIs, 34 runs, and 14 steals in 53 games (49 starts) in 2011 ... had a team-season-long 18 game-hitting streak in 2011 ... hit .262 with nine doubles, four triples, 11 homers, 32 RBIs, 57 runs, and 18 steals in 63 games (63 starts) in 2010 ... red-shirted in 2009 ... hit .171 with two doubles, one triple, one homer, four RBIs, 16 runs, and four steals in 35 games (24 starts) in 2008 ... graduated from The Citadel in May, 2011 with a degree in business administration ... all-state and all-region in baseball, football, and basketball at Orangeburg Prep School ... played in the SCISA Shrine Bowl as a quarterback and safety and was named defensive player-of-the-game ... lettered four times in baseball, four times in football, four times in basketball, and one time in track at Orangeburg Prep School, where he was coached by Todd Layton.

Personal: His mother, the former Bobbie Mims, played basketball at Clemson and was inducted into the Clemson Athletic Hall of Fame in 2001; she totaled 1,448 points and 617 assists in her career from 1976-80 ... majoring in youth development leadership ... born Bradley Lewis Felder on Mar. 17, 1989 in Orangeburg, SC.

Felder's Career Stats

Year	AVG	G-S	AB	R	H	2B	3B	HR	RBI	OB%	SB
2008*	.171	35-24	82	16	14	2	1	4	253	4-6	
2010*	.262	63-63	244	57	64	9	4	11	32	.359	18-22
2011*	.274	53-49	201	34	55	8	5	6	32	.354	14-16
2012	.263	54-45	175	32	46	8	0	7	26	.338	11-12
Totals	.255	205-181	702	139	179	27	10	25	94	.340	47-56

* - The Citadel



#29 David Haselden

RHP • R-R • 6-4 • 240 • 4VL

Spartanburg, SC • Spartanburg HS

Righthander who was one of the team's most reliable relievers and spot starters during his career ... had excellent control ... in 183.0 innings pitched over 72 appearances (12 starts) and four seasons, he had a 15-7 record, six saves, and a 3.39 ERA while allowing 194 hits (.276 opponents' batting average) and 48 walks with 127 strikeouts ... had a 2.36 walks-per-nine-innings-pitched

mark (10th-best in school history) in his career ... two-time All-ACC Academic selection ... two-time ACC Academic Honor Roll member.

2012: Signed a free-agent contract with the Chicago White Sox in July ... Had a 4-2 record and a 3.78 ERA in 18 appearances (five starts) ... in 47.2 innings pitched, he allowed 61 hits (.316 opponents' batting average) and 20 walks with 33 strikeouts ... in 30.2 innings pitched after the fourth inning, he allowed only seven earned runs (2.05 ERA) ... had a 3-0 record and a 2.45 ERA at home ... pitched 6.0 innings in relief, allowing five hits, no runs, and no walks with four strikeouts to earn the win against Tennessee Tech on May 8 ... pitched 3.2 innings in relief with five strikeouts against #1 Florida State in the ACC Tournament on May 25 ... pitched 4.0 innings in relief, allowing three hits and one run with one strikeout to record the save against Coastal Carolina in the Columbia Regional on June 1.

2011: All-ACC Academic team member ... had a 1-6 record, three saves, and a 2.23 ERA in 25 appearances (four starts) ... in 76.2 innings pitched, he allowed 65 hits (.236 opponents' batting average) and 14 walks with 49 strikeouts ... fifth in the ACC in ERA ... his 1.64 walks-per-nine-innings-pitched mark was sixth-best in school history ... allowed only 13 extra-base hits ... in 59.1 innings pitched over his 21 relief appearances, he was 5-0 with three saves and allowed 46 hits (.220 opponents' batting average), 10 earned runs (1.52 ERA), eight extra-base hits (all doubles), and 10 walks with 38 strikeouts ... led the team in ERA in games against NCAA Tournament teams (2.34) and top-25 ranked teams (2.86) ... pitched 7.0 innings in relief, allowing two hits, no runs, and two walks (one of which was intentional) with three strikeouts in throwing just 72 pitches to earn the win against Coastal Carolina on Apr. 5; during one stretch, he retired 17 of 18 batters, including 10 in a row ... pitched 2.2 hitless and scoreless innings in relief to earn the win at #4 Florida State on May 21; he pitched 4.1 innings over two relief appearances in the series, allowing one hit and no earned runs ... pitched 4.0 innings in relief, allowing two hits, no runs, and no walks with two strikeouts to record the save against #8 Georgia Tech in the ACC Tournament on May 25.

2010: All-ACC Academic team member ... ACC Academic Honor Roll member ... had a 4-4 record, two saves, and a 4.61 ERA in 22 appearances (one start) ... in 41.0 innings pitched, he allowed 47 hits and 13 walks with 29 strikeouts ... pitched 9.0 innings before he allowed his first hit and first run of the season ... pitched 4.0 innings in relief, allowing no hits, no runs, and one walk with three strikeouts to earn the win against #15 South Carolina on Mar. 5 ... pitched a hitless and scoreless ninth inning against #16 Alabama in the Clemson Super Regional on June 13.

2009: ACC Academic Honor Roll member ... had a 1-0 record and 4.58 ERA in seven appearances (two starts) ... in 17.2 innings pitched, he allowed just one walk with 16 strikeouts ... pitched 5.0 innings in a starting role, allowing five hits, one run, and one walk with six strikeouts to earn his first career win against Furman at Greenville, SC (Fluor Field) on May 11 ... played for Florence in the Coastal Plain League in the summer, where he was 5-3 with a 2.57 ERA in 56.0 innings pitched over 10 appearances (eight starts); he had two complete games and allowed 46 hits and seven walks with 48 strikeouts.

Before Clemson: All-state and all-region performer at Spartanburg High School ... #6 prospect in South Carolina by *Impact Baseball* ... #2 righthander prospect in South Carolina by *Diamond Prospect* ... had a 1.43 ERA, two saves, 68 strikeouts, and allowed 13 walks in 44.0 innings pitched (14 appearances) as a junior ... lettered three times in baseball and once in swimming at Spartanburg High, where he was coached by Tom Myers.

Personal: His sister, Laura, was a freshman on the 2011-12 Clemson rowing team ... graduated on December 20, 2012 with a degree in mechanical engineering ... born David Alan Haselden on Oct. 31, 1989 in Spartanburg, SC.

Haselden's Career Stats

Year	ERA	W-L	G-S	SV	IP	H	R	ER	BB	SO
2009	4.58	1-0	7-2	0	17.2	21	10	9	1	16
2010	4.61	4-4	22-1	2	41.0	47	24	21	13	29
2011	2.23	6-1	25-4	3	76.2	65	30	19	14	49
2012	3.78	4-2	18-5	1	47.2	61	23	20	20	33
Totals	3.39	15-7	72-12	6	183.0	194	87	69	48	127



#22 Spencer Kieboom

C • R-R • 6-0 • 220 • 3VL

Marietta, GA • Walton HS

Catcher who was the third-string catcher most of 2010 as a freshman, but became the everyday starter behind the plate in the 2010 NCAA Tournament; he was the regular starter at catcher in 2011 and 2012 ... a career .265 hitter in 141 games (120 starts) over three seasons ... had 22 doubles, four homers, 74 RBIs, 57 runs, 47 walks, and six hit-by-pitches ... struck out just 37 times in 431 career at-bats (one strikeout every 11.65 at-bats (10th-best in school history)) ... threw out 30 of 97 potential basestealers (30.9 percent) in his career ... only allowed four passed balls and committed six errors (.993 fielding percentage) in his career ... two-time Johnny Bench Award Watch List member ... two-time All-ACC Academic selection ... three-time ACC Academic Honor Roll member.



2012: Drafted in the fifth round (#174 overall pick) by the Washington Nationals and signed in June ... Gold Glove Team member at catcher by **ABCA** ... Johnny Bench Award Watch List member ... All-ACC Academic team member ... ACC Academic Honor Roll member ... hit .250 with 25 runs, seven doubles, three homers, 33 RBIs, a .314 on-base percentage, 19 walks and two hit-by-pitches against only 17 strikeouts, and five sacrifice bunts in 58 games (56 starts, including 50 at catcher and six as the DH) ... his three homers consisted of two three-run homers and one grand slam ... did not allow a passed ball and committed only three errors (.993 fielding percentage) ... had two pickoffs ... named ACC Player-of-the-Week on Apr. 30 for his performance in four games from Apr. 24-29; he went 11-for-20 (.550) with a homer, double, eight RBIs, and five runs ... member of the Columbia Regional All-Tournament team after going 5-for-18 (.278) with two RBIs in four games ... hit a three-run homer in the fifth inning that gave Clemson the lead for good against Maine on Feb. 25 ... went 3-for-5 with a grand slam, double, five RBIs, and two runs at Georgia Tech on Apr. 28 ... went 5-for-5 with two RBIs and a run at Georgia Tech on Apr. 29; he was 10-for-15 (.667) with a homer, double, seven RBIs, and four runs in the series; the five hits were the most by a Tiger in 2012 ... hit a three-run homer with two outs in the sixth inning to give Clemson the lead for good against #1 Florida State on May 12 ... went 2-for-4 with a two-run single in the eighth inning against #1 Florida State in the ACC Tournament on May 25.

2011: Johnny Bench Award Watch List member ... All-ACC Academic team member ... ACC Academic Honor Roll member ... hit .282 with 22 runs, 10 doubles, one homer, 31 RBIs, 22 walks and four hit-by-pitches against only 13 strikeouts, a team-high seven sacrifice flies, and a .365 on-base percentage in 53 games (51 starts, including 46 at catcher and five as the DH) ... tied for 25th in the nation in sacrifice flies ... hit .579 in six February games and .400 in 12 March games ... threw out 15 of 45 potential basestealers ... had three pickoffs ... committed only two errors and allowed just three passed balls ... went 1-for-2 with four RBIs and a hit-by-pitch against Eastern Michigan on Feb. 18; he was 5-for-9 with a double, eight RBIs, two walks, and a hit-by-pitch in the series ... went 2-for-3 with an RBI and two walks against #4 South Carolina on Mar. 6; he went 4-for-10 with two walks in the series and received the Bob Bradley Award as Clemson's MVP in the series ... hit his first career homer and had two RBIs against Wake Forest on Apr. 24 ... went 1-for-3 with three RBIs and a walk against #16 Connecticut in the Clemson Regional on June 5; his two-out, two-run single in the ninth inning tied the score; he also threw out both potential basestealers; in four Clemson Regional games, he threw out all five potential basestealers and added a pickoff of a runner at second base ... played for Falmouth in the Cape Cod League in the summer, where he hit .212 with five doubles and 11 RBIs in 40 games.

2010: ACC Academic Honor Roll member ... hit .263 (15-for-57) with 10 runs, five doubles, 10 RBIs, and six walks in 30 games (13 starts, all at catcher) ... 12 of his 13 starts came in the postseason and 11 came in the NCAA Tournament ... in his second career start, he went 3-for-4 with two runs against #6 Georgia Tech in the ACC Tournament on May 29 ... went 1-for-3 with a double, three RBIs, a run, and walk against #16 Alabama in the Clemson Super Regional on June 13.

Before Clemson: Named a 2009 Louisville Slugger Honorable Mention All-American ... #42 high school prospect in Georgia and #465 high school prospect in the nation by **Perfect Game** ... all-state pick as a junior and senior at Walton High School ... First-Team Cobb County selection as a junior and senior ... first-team all-region as a junior and senior ... team MVP as a junior and senior ... set the school record for doubles and RBIs in a season ... member of the state champions as a sophomore ... played in the Connie Mack World Series, where his team won the tournament in 2008 ... played with the East Cobb Astros and Yankees ... lettered four times in baseball at Walton High, where he was coached by Shane Amos.

Personal: Pronounced KEE-boom ... has dual-citizenship with the United States and The Netherlands ... his father, Alswinn, was born in The Netherlands, moved to the United States at the age of 17, and played baseball at Eastern Illinois ... his brother, Trevor, was a freshman on the 2012 Clemson baseball team ... majoring in marketing ... born Spencer John Kieboom on Mar. 16, 1991 in Mount Pleasant, SC.

Kieboom's Career Stats

Year	AVG	G-S	AB	R	H	2B	3B	HR	RBI	OB%	SB
2010	.263	30-13	57	10	15	5	0	0	10	.333	0-0
2011	.282	53-51	170	22	48	10	0	1	31	.365	0-0
2012	.250	58-56	204	25	51	7	0	3	33	.314	0-0
Totals	.265	141-120	431	57	114	22	0	4	74	.337	0-0



#6 Dominic Leone

RHP • R-R • 5-11 • 195 • 3VL
Norwich, CT • Norwich Free Academy

Righthander who moved into the weekend rotation in late April of 2010 of his freshman season and was there for the rest of his career ... competitive pitcher who challenged hitters ... in 208.0 innings pitched over 53 appearances (38 starts) and three seasons, he had a 16-8 record and 4.63 ERA while allowing 212 hits (.268 opponents' batting average) and 93 walks with 178 strikeouts.

2012: Drafted in the 16th round (#491 overall pick) by the Seattle Mariners and signed in June ... team co-captain ... ACC Academic Honor Roll member ... had a 7-4 record and a 5.25 ERA in 16 appearances (team-high 16 starts) ... in a team-high 84.0 innings pitched, he allowed 90 hits (.288 opponents' batting average) and 41 walks with 66 strikeouts ... tied for third in the ACC in starts and tied for 10th in wins ... tied for the team lead in wins ... had a team-high three pickoffs ... pitched 7.0 innings in a starting role, allowing six hits, one run, and three walks with six strikeouts to earn the win against #7 Miami (FL) on Mar. 31 ... pitched 7.0 innings in a starting role, allowing six hits and two earned runs with six strikeouts to earn the win against Coastal Carolina in the Columbia Regional on June 3.

2011: Had a 6-2 record and 3.70 ERA in 15 appearances (12 starts) ... in 65.2 innings pitched, he allowed 53 hits (.219 opponents' batting average) and 30 walks with a team-high 72 strikeouts ... in 46.0 innings pitched over 10 appearances (eight starts) in ACC regular-season games, he was 4-2 with a 3.72 ERA and allowed 37 hits (.220 opponents' batting average) and 21 walks with 51 strikeouts ... held opponents to a .154 batting average with runners in scoring position and .162 batting average with two outs ... in 12.2 innings pitched after the fifth inning, he allowed just two hits (.053 opponents' batting average), no runs, and three walks with 20 strikeouts ... earned a win in five straight starts from April to May ... suffered a shoulder injury in February, which forced him out of action in late February and early March ... pitched a team-tying-season-long 8.1 innings in a starting role, allowing three hits, no runs, and three walks with 10 strikeouts to earn the win against Wake Forest on Apr. 22; he did not allow a runner past second base and allowed just two runners past first base ... pitched 8.0 innings in a starting role, allowing two hits, two runs, and two walks with 10 strikeouts to earn the win against #9 Georgia Tech on Apr. 29; he retired 13 batters in a row during one stretch ... pitched 5.0 innings in a starting role, allowing four hits and no runs with five strikeouts to earn the win against #8 Georgia Tech in the ACC Tournament on May 25 ... played for Chatham in the Cape Cod League in the summer, where he was 2-3 with a 3.15 ERA and .229 opponents' batting average in 40.0 innings pitched over eight appearances (six starts); he allowed 32 hits and 22 walks with 40 strikeouts.

2010: Had a 3-2 record and 4.78 ERA in 22 appearances (10 starts) ... in 58.1 innings pitched, he allowed 69 hits, including only two homers (both solo), and 22 walks with 40 strikeouts ... did not allow more than four earned runs or three walks in any of his 22 appearances ... pitched 3.0 innings in relief, allowing two hits, no runs, and no walks with six strikeouts to earn his first career win in the second game of a doubleheader against N.C. State on Mar. 13 ... pitched 5.1 innings in his first career start, allowing four hits, no earned runs, and one walk against #14 Coastal Carolina on Mar. 31 ... pitched 6.0 innings in a starting role, allowing four hits, two runs, and one walk with seven strikeouts to earn the win at Georgia on Apr. 6 ... pitched 5.2 innings in a starting role, allowing three hits, no earned runs, and one walk with three strikeouts to earn the win against #16 Alabama in the Clemson Super Regional on June 14.

Before Clemson: All-state selection as a junior and senior at Norwich Free Academy ... #1 high school prospect in Connecticut and #263 high school prospect in the nation by **Perfect Game** ... Connecticut Senior All-Star Game MVP ... AFLAC All-American as a junior ... member of the Connecticut Junior Top 40 All-Star team as a junior ... had a 4-3 record, 1.48 ERA, and 66 strikeouts in 47.0 innings pitched as a junior ... East Coast Pro Showcase selection ... member of the 2008 Connecticut Legion All-Star team ... lettered three times in baseball at Norwich Free Academy, where he was coached by Clarence Cooper.

Personal: Pronounced lee-OHN ... majoring in community recreation, sport, & camp management ... born Dominic Joseph Leone on Oct. 26, 1991 in Norwich, CT.

Leone's Career Stats

Year	ERA	W-L	G-S	SV	IP	H	R	ER	BB	SO
2010	4.78	3-2	22-10	0	58.1	69	41	31	22	40
2011	3.70	6-2	15-12	0	65.2	53	30	27	30	72
2012	5.25	7-4	16-16	0	84.0	90	52	49	41	66
Totals	4.63	16-8	53-38	0	208.0	212	123	107	93	178



#9 Phil Pohl

C/1B/OF • R-R • 5-11 • 215 • 4VL
Cooperstown, NY • Cooperstown Central HS

One of the most respected players on the team for his hard work and dedication on the field and in the classroom ... was the primary backup behind the plate in 2009 and 2010, but became one of the team's top hitters during the second half of 2011 ... a career .286 hitter with a .363 on-base percentage in 198 games (157 starts) over four seasons ... had 44 doubles, one triple, 15 homers, 113 RBIs, 94 runs, 49 walks, 32 hit-by-pitches, and seven steals ... two-time team co-captain ... two-time winner of the Tiger Baseball Award, given to the team's best leader ... two-time All-ACC selection ... two-time Academic All-American and two-time, first-team Academic All-District selection ... two-time All-ACC Academic selection ... four-time ACC Academic Honor Roll member.

2012: Drafted in the 28th round (#859 overall pick) by the Oakland Athletics and signed in June ... team co-captain ... second-team All-Atlantic Region by **ABCA** ... First-Team All-ACC selection ... one of five Lowe's Senior CLASS Award First-Team members ... first-team Academic All-American by **CoSIDA**; he became Clemson's first first-team Academic All-American since 1995 (Paul Galloway) ... strength & conditioning All-American by **NSCA** ... first-team Academic All-District IV by **CoSIDA** ... All-ACC Academic team member ... ACC Academic Honor Roll member ... winner of the Tiger Baseball Award, given to the team's best leader ... hit .286 with 30 runs, 11 doubles, nine homers, a team-high 58 RBIs, a .355 on-base percentage, 18 walks, a team-high 12 hit-by-pitches, a team-tying-high five sacrifice flies, and two steals in 63 games (63 starts, including 43 as the DH, 12 at catcher, and eight at first base) ... his 12 hit-by-pitches tied for sixth-most in school history ... one of only three Tigers to start and play every game ... tied for fourth in the ACC in RBIs ... was 5-for-11 (.455) with a grand slam and 11 RBIs with the bases loaded ... had 19 multi-hit games and a team-high 14 multi-RBI games ... had a team-high 21 two-out RBIs ... had an 11-game hitting streak from March to April ... member of the Columbia Regional All-Tournament team after going 5-for-19 (.263) with a homer, eight RBIs, and a walk in four games ... went 2-for-5 with two runs and a two-run homer in the eighth inning to tie the score against #2 South Carolina on Mar. 4 ... went 3-for-3 with two doubles, five RBIs, a team-tying-season-high four runs, and one walk against Holy Cross on Mar. 7 ... went 2-for-5 with a double and run against #1 Florida State in the ACC Tournament on May 25; his one-out single on an 0-2 pitch started Clemson's rally in its eventual win ... went 2-for-5 with a grand slam and five RBIs against Coastal Carolina in the Columbia Regional on June 1 ... went 2-for-4 with a walk and a crucial two-out, run-scoring single in the ninth inning against Coastal Carolina in the Columbia Regional on June 3.

2011: Team co-captain ... Second-Team All-ACC selection ... third-team Academic All-American by **CoSIDA**; he became Clemson's first Academic All-American since 1995 (Paul Galloway) ... first-team Academic All-District III by **CoSIDA** ... All-ACC Academic team member ... ACC Academic Honor Roll member ... co-winner of the Tiger Baseball Award, given to the team's best leader ... won the Dedication Award for outstanding work in the strength training room ... hit .333 with 43 runs, a team-high 22 doubles, four homers, 33 RBIs, a .391 on-base percentage, and five steals in 60 games (57 starts, including 37 as the DH, 17 at catcher, two at first base, and one in right field) ... had a team-high eight hit-by-pitches ... third in the ACC in doubles ... hit .330 with nine doubles and a .400 on-base percentage in 28 ACC regular-season games ... had a team-tying-high 24 multi-hit games ... had an 11-game hitting streak from March to April ... member of the Clemson Regional All-Tournament team after going 7-for-18 (.389) with three doubles, one RBI, and two runs in four games ... went 2-for-3 with two doubles, two RBIs, a run, and walk at #4 South Carolina on Mar. 4.

2010: ACC Academic Honor Roll member ... hit .212 with 12 runs, seven doubles, one triple, one homer, and 19 RBIs in 35 games (17 starts, all at catcher) ... hit .308 with runners in scoring position ... was 4-for-6 with a grand slam, two doubles, 14 RBIs, and two hit-by-pitches with the bases loaded ... 14 of his 19 RBIs came in his nine plate appearances with the bases loaded ... nine of his 14 hits went for extra bases ... went 2-for-4 with a double and four RBIs against Wright State on Feb. 27 ... came off the bench and hit a grand slam at #15 South Carolina on Mar. 7 ... played for Chatham in the Cape Cod League in the summer, where he hit .250 in 10 games.

2009: ACC Academic Honor Roll member ... hit .194 with nine runs, four doubles, one homer, three RBIs, and a .341 on-base percentage in 40 games (20 starts, all at catcher) ... hit a double and scored three runs against South Carolina-Upstate on Mar. 18; he also was the catcher for the entire game when five right-handers combined to pitch a no-hitter ... went 2-for-4 with his first career homer in the first game of a doubleheader at Boston College on Mar. 28 ... played for Chatham in the Cape Cod League during the summer, where he hit .179 in 18 games.

Before Clemson: Drafted in the 44th round (#1313 overall pick) by the Tampa Bay Rays in 2008 ... four-time member of the Center State All-Star team and four-time team MVP ... Louisville Slugger and Gatorade Player-of-the-Year as a senior ... #12 high school catcher prospect in the nation by **Perfect Game** ... #3 prospect in New York by **Perfect Game** ... State Class C Player-of-the-Year as a junior ... hit .509 with five homers, 39 RBIs, and 41 steals as a junior ... East Coast Pro Showcase and Area Code Games selection in 2007 ... lettered four times in baseball and two times in football at Cooperstown Central High School, where he was coached by Frank Mioseik.

Personal: Had a 3.63 career GPA and 3.0 GPA or better in all eight semesters at Clemson ... honored during the 2010 College World Series Opening Ceremonies for having Clemson's top GPA ... graduated on May 11, 2012 with a degree in management ... born Philip Michael Pohl on July 22, 1990 in Bakersfield, CA.

Pohl's Career Stats

Year	AVG	G-S	AB	R	H	2B	3B	HR	RBI	OB%	SB
2009	.194	40-20	67	9	13	4	0	1	3	.341	0-0
2010	.212	35-17	66	12	14	7	1	1	19	.321	0-1
2011	.333	60-57	228	43	76	22	0	4	33	.391	5-7
2012	.286	63-63	255	30	73	11	0	9	58	.355	2-5
Totals	.286	198-157	616	94	176	44	1	15	113	.363	7-13





#8 Richie Shaffer

3B/1B • R-R • 6-3 • 205 • 3VL

Charlotte, NC • Providence Senior HS

Corner infielder who had tremendous power ... one of the best defensive first-basemen in Clemson history, but moved to third base at the start of 2012 and was solid there ... a career .325 hitter with a .562 slugging percentage and .448 on-base percentage in 174 games (170 starts) over three seasons ... had 47 doubles, four triples, 30 homers, 137 RBIs, 156 runs, 125 walks, 17 hit-by-pitches, and 18 steals ... committed only 14 errors in his career (.986 fielding percentage) ... two-time, First-Team All-ACC selection; he became the first Tiger in history to be named First-Team All-ACC at two different infield positions over the course of a career ... started each of the last 142 games ... named ACC Player-of-the-Week four times in his career ... two-time All-ACC Academic selection ... two-time ACC Academic Honor Roll member.

2012: Drafted in the first round (#25 overall pick) by the Tampa Bay Rays and signed in July ... team co-captain ... one of 30 semifinalists for the Golden Spikes Award ... first-team All-American by **Perfect Game** ... third-team All-American by **ABCA** and **Collegiate Baseball** ... honorable mention All-American by **CollegeBaseballInsider.com** ... first-team All-Atlantic Region by **ABCA** ... First-Team All-ACC selection ... first-team All-ACC by **CollegeSportsMadness.com** ... won the Mitchell Award, given to the team's most valuable player ... hit .336 with 49 runs, 121 doubles, two triples, 10 homers, 46 RBIs, a .573 slugging percentage, .480 on-base percentage, 63 walks, three hit-by-pitches, and eight steals in 63 games (63 starts at third base) ... his 63 walks tied for third-most in school history ... one of only three Tigers to start and play every game ... tied for third in the nation in walks and sixth in walks per game (1.00) ... tied for second in the ACC in walks, third in on-base percentage, tied for fourth in total bases (133), fifth in slugging percentage, tied for sixth in doubles, tied for seventh in homers, ninth in batting average, and tied for 10th in hits (78) ... led or tied for the team lead in batting average, games, starts, hits, doubles, homers, total bases, slugging percentage, walks, on-base percentage, and multi-hit games (24) ... committed only four errors in the last 43 games (.969 fielding percentage) ... received ACC Player-of-the-Week honors three times, more than any other player ... had seven consecutive multi-hit games from February to March ... had a 24-game errorless streak from March to April ... had eight consecutive multi-hit games in April ... had a 10-game hitting streak from March to April ... reached base via a hit or walk in 32 consecutive games from March to May ... named ACC Co-Player-of-the-Week on April 2 for his performance in five games from Mar. 27 to Apr. 1; he went 6-for-18 (.333) with three doubles, two homers, seven RBIs, three runs, five walks, a .478 on-base percentage, and one steal ... named national hitter-of-the-week by **NCBWA** and ACC Player-of-the-Week on Apr. 9 for his performance in five games from Apr. 2-8; he went 12-for-21 (.571) with one homer, one double, seven RBIs, four runs, three walks, a .600 on-base percentage, and three steals; he had at least two hits in all five games ... went 2-for-2 with a double, two runs, and three walks against #2 South Carolina at Charleston, SC on Mar. 2 ... went 2-for-5 with a homer, double, three RBIs, and two runs at #2 South Carolina on Mar. 3 ... went 2-for-2 with a homer, two runs, and three walks against #2 South Carolina on Mar. 4; he was 6-for-9 with two homers, two doubles, four RBIs, six runs, and six walks in the series to earn the Bob Bradley Award and ACC Player-of-the-Week honors ... went 3-for-4 with a school-record-tying and team-season-high three doubles, one RBI, three runs, and two walks against Holy Cross on Mar. 7 ... went 3-for-6 with a homer, two doubles, three RBIs, and two runs at #18 Georgia on Mar. 27 ... hit a two-out, two-run double in the seventh inning to give Clemson the lead for good against #7 Miami (FL) on Mar. 31 ... went 3-for-3 with a double, two RBIs, and three walks against #17 N.C. State on Apr. 13; he was 5-for-10 with five walks in the series ... broke a 3-3 tie with a two-out, two-run triple in the ninth inning and added two walks at Maryland on Apr. 20 ... went 3-for-6 with two RBIs and two runs against Tennessee Tech on May 8; he hit a walkoff homer in the 10th inning ... went 4-for-4 with two doubles and two RBIs at Wake Forest on May 17 ... had a team-season-high four walks against #17 Virginia in the ACC Tournament on May 24; he totaled a double, RBI, run, seven walks, one hit-by-pitch, and a .643 on-base percentage in three ACC Tournament games ... went 1-for-3 with a double, a team-tying season-high four runs, a walk, and hit-by-pitch against Coastal Carolina in the Columbia Regional on June 1.

2011: Second-team All-Atlantic Region by **ABCA** ... First-Team All-ACC selection ... first-team All-ACC by **SEBaseball.com** ... All-ACC Academic team member ... ACC Academic Honor Roll member ... hit .315 with 62 runs, 15 doubles, two triples, 13 homers, 55 RBIs, a .577 slugging percentage, .438 on-base percentage, 44 walks, seven hit-by-pitches, and eight steals in 63 games (63 starts, including 57 at first base and six at third base) ... led or tied for the team lead in games, runs, homers, RBIs, total bases (128), slugging percentage, and walks ... tied for second in the ACC in runs, tied for second in homers, fourth in slugging percentage, eighth in RBIs, eighth in on-base percentage, ninth in total bases, and tied for ninth in walks ... committed only three errors ... one of only three Tigers to start every game ... had 21 multi-hit games ... had a team-high 16 multi-RBI games ... had a

team-high 27 two-out RBIs ... named ACC Co-Player-of-the-Week on April 4 for his performance in four games from March 29 to April 1; he went 7-for-15 (.467) with seven runs, a double, triple, grand slam, five RBIs, three walks, and a steal ... had an 11-game hitting streak in April ... had a 12-game scoring streak in April ... went 5-for-13 (.385) with two homers, one double, five RBIs, two runs, four walks, and one steal in four Clemson Regional games ... went 2-for-4 with a grand slam, three runs, a walk, and steal against Georgia on Mar. 29 ... committed his first career error in his 92nd career game on a groundball against #9 Georgia Tech on May 1; he had 644 career chances without an error before his first error ... hit a three-run homer with two outs in the sixth inning to give Clemson the lead for good against N.C. State in the ACC Tournament on May 28 ... one of eight participants in the TD Ameritrade College Home Run Derby in Omaha, NE on July 2 ... played for Chatham in the Cape Cod League in the summer, where he hit .263 with 21 runs, 11 doubles, two triples, six homers, 22 RBIs, and 16 walks in 36 games; hit for the cycle in Chatham's 10-4 win over Coutu on June 17; won the home run derby at Fenway Park prior to the Cape Cod League All-Star game on July 29; named to the Cape Cod League All-Star team.

2010: All-ACC Academic team member ... ACC Academic Honor Roll member ... hit .323 with 45 runs, 11 doubles, seven homers, 36 RBIs, a .409 on-base percentage, and two steals in 48 games (44 starts, including 36 at first base and eight as the DH) ... did not commit an error in 327 chances in the field ... led the ACC in most chances without an error ... hit .395 with runners in scoring position ... suffered a hamstring injury in late March and missed 17 games ... had three homers, three doubles, 12 RBIs, and 11 runs in 11 NCAA Tournament starts ... hit a three-run homer, the first long ball of his career, scored three runs, and had two walks at #15 South Carolina on Mar. 7 ... went 3-for-4 with a three-run double against #7 Florida State on May 21 ... went 2-for-4 with a homer, three RBIs, and three runs against #6 Georgia Tech in the ACC Tournament on May 29; he was 5-for-12 (.417) with a homer, two doubles, five RBIs, and five runs in three ACC Tournament games ... went 2-for-5 with a homer, four RBIs, and two runs against #16 Alabama in the Clemson Super Regional on June 13 ... went 2-for-5 with two homers and three RBIs against #16 Alabama in the Clemson Super Regional on June 14; he was 4-for-13 (.308) with three homers, seven RBIs, and four runs in three Clemson Super Regional games ... went 2-for-5 with an RBI and run against #1 Arizona State in the College World Series on June 21.

Before Clemson: Drafted in the 25th round (#257 overall pick) by the Los Angeles Dodgers in 2009 ... all-state selection during his sophomore, junior, and senior seasons at Providence Senior High School ... #3 high school prospect in North Carolina and #28 high school prospect in the nation according to **Perfect Game** ... #27 high school prospect in the nation according to **Baseball America** ... AFLAC All-American as a junior ... 2007 USA National Team member ... **Perfect Game** National Showcase selection ... hit .401 with 21 homers and 71 RBIs from his freshman to junior seasons ... in 88.0 innings pitched, he had a 1.65 ERA and 115 strikeouts from his freshman to junior seasons ... East Coast Pro Showcase selection ... lettered four times at Providence Senior High School, where he was coached by Danny Hignight.

Personal: Majoring in marketing ... born Richard Michael Shaffer on Mar. 15, 1991 in Flemington, NJ.

Shaffer's Career Stats

Year	AVG	G-S	AB	R	H	2B	3B	HR	RBI	OB%	SB
2010	.323	48-44	158	45	51	11	0	7	36	.409	2-2
2011	.315	63-63	222	62	70	15	2	13	55	.438	8-9
2012	.336	63-63	232	49	78	21	2	10	46	.480	8-10
Totals	.325	174-170	612	156	199	47	4	30	137	.448	18-21



#2 Jason Stolz

INF • R-R • 6-2 • 205 • 4VL

Marietta, GA • Kell HS

Multi-talented infielder ... one of the team's best defensive players ... had good speed and a strong arm ... saw significant action at third base, shortstop, and second base ... nagged by injury during most of the 2011 season, but still started all 126 games during his last two seasons ... a career .278 hitter with a .344 on-base percentage in 218 games (190 starts) over four seasons ... had 31 doubles, 10 homers, 88 RBIs, 105 runs, and 24 steals ... had 25 career sacrifice bunts ... committed only 27 errors in 658 career chances (.959 fielding percentage) ... three-time All-ACC Academic selection ... four-time ACC Academic Honor Roll member.

2012: Drafted in the 17th round (#528 overall pick) by the Colorado Rockies and signed in June ... team co-captain ... All-ACC Academic team member ... ACC Academic Honor Roll member ... hit .270 with 36 runs, 11 doubles, seven homers, 26 RBIs, a .331 on-base percentage, 19 walks, three hit-by-pitches, a team-high seven sacrifice bunts, and five steals in 63 games (63 starts at shortstop) ... committed only four errors in 266 chances (.985 fielding percentage) ... one of only three Tigers to start and play every game ... played 570.2 of Clemson's 575.1 innings on defense at shortstop ... hit a team-high .310 with eight doubles, four homers, and 15 RBIs while committing only one error

in 128 chances (.992 fielding percentage) in 30 ACC regular-season starts; his .487 slugging percentage was 10th-best in the ACC ... had 15 multi-hit games ... did not commit an error in 103 chances over 28 starts away from home ... hit .360 as the leadoff batter of an inning ... was errorless in the last 34 games (133 chances) ... had an 11-game hitting streak from February to March ... went 3-for-4 with a run and steal in the first game of a doubleheader against UAB on Feb. 18 ... went 3-for-4 with a double and run against #6 North Carolina on Mar. 10 ... hit a homer and double against #6 North Carolina on Mar. 11; he was 6-for-13 (.462) with three doubles and a homer in the series ... went 3-for-4 with an RBI and a walk at Virginia on Mar. 23 ... hit a homer with two runs and two walks against Winthrop on Apr. 3 ... went 3-for-4 with two runs at Maryland on Apr. 20; he hit a one-out single in the ninth inning and scored the go-ahead run ... went 2-for-3 with a homer, double, two RBIs, and two runs in the second game of a doubleheader at Maryland on Apr. 21; his solo homer in the fifth inning tied the score, then his sacrifice fly in the seventh inning gave Clemson the lead for good; he was 6-for-11 (.545) with two doubles, one homer, three RBIs, and four runs in the series ... went 2-for-4 with two RBIs, a run, and walk at Georgia Tech on Apr. 28 ... hit a solo homer at Georgia Tech on Apr. 29 ... went 2-for-3 with a run against #1 Florida State on May 12 ... went 2-for-4 with a homer, double, and four RBIs in the second game of a doubleheader against #1 Florida State on May 14 ... went 2-for-3 with two doubles, two RBIs, a run, and walk against Coastal Carolina in the Columbia Regional on June 1 ... hit a team-season-high two homers with three RBIs against Coastal Carolina in the Columbia Regional on June 3; the two homers tied a school record in an NCAA Tournament game; it was the first multi-homer game by a Tiger since 2010 and was his only multi-homer game in his career.

2011: All-ACC Academic team member ... ACC Academic Honor Roll member ... hit .285 with 30 runs, 10 doubles, one homer, 27 RBIs, and eight steals in 63 games (63 starts, including 48 at second base, 14 at shortstop, and one as the DH) ... one of only three Tigers to start every game ... had a team-high 10 sacrifice bunts, seventh-most in school history ... committed only one error in the last 20 games and three errors in the last 34 games ... hit a team-high .429 (9-for-21) with three doubles, three RBIs, and four runs in seven postseason games; he also did not commit an error in 37 chances ... went 5-for-13 (.385) in four Clemson Regional games ... went 3-for-5 with a double and steal against #4 South Carolina on Mar. 6 ... went 2-for-2 with two doubles and a walk against N.C. State in the ACC Tournament on May 28; he was 4-for-8 with two doubles and a walk in three ACC Tournament games ... went 2-for-4 with an RBI against #21 Coastal Carolina in the Clemson Regional on June 4.

2010: ACC Academic Honor Roll member ... hit .222 with 10 runs, three doubles, one homer, 14 RBIs, and four steals in 37 games (22 starts, including 16 at third base, five at shortstop, and one at second base) ... hit .370 with five RBIs and three steals in 11 ACC regular-season games ... suffered a back injury in late March and missed 13 games ... went 2-for-3 with a double and the game-tying, run-scoring single in the seventh inning against #15 South Carolina on Mar. 5 ... went 2-for-4 with a homer, two RBIs, and two runs against Presbyterian College on May 18; it was his first career start at shortstop ... went 2-for-4 with two RBIs against #7 Florida State on May 20; he was 6-for-12 with three RBIs and a steal in the series.

2009: All-ACC Academic team member ... ACC Academic Honor Roll member ... hit .315 with 29 runs, seven doubles, one homer, 21 RBIs, and seven steals in 55 games (42 starts, all at third base) ... had a team-high six sacrifice bunts ... had a .960 fielding percentage thanks to committing just four errors in 101 chances ... had a 10-game hitting streak in May; he was 17-for-32 (.531) with three doubles, 10 RBIs, 10 runs, five walks, a .605 on-base percentage, and five steals during the streak ... hit his first career homer against Duke on Apr. 3 ... went 3-for-3 with a hit-by-pitch, RBI, two runs, and two steals at N.C. State on May 15; he was 5-for-10 with three runs and two steals in the series ... played for Falmouth in the Cape Cod League in the summer, where he hit .158 in five games.

Before Clemson: Drafted in the 31st round (#940 overall pick) by the Atlanta Braves in 2008 ... **Marietta Daily Journal** Player-of-the-Year as a senior ... All-Cobb County and team MVP during his senior season ... Cobb County Dugout Club High School All-Star team member as a senior ... #12 prospect in Georgia according to **Perfect Game** ... Connie Mack World Series All-Tournament selection in 2008 ... played on the state runnerup team during his sophomore season ... earned his high school's academic award ... from the same high school that produced former Tiger Ben Paulsen (2007-09) ... lettered three times in baseball at Kell High School, where he was coached by Donnie English.

Personal: Pronounced STOHLTS ... graduated on August 10, 2012 with a degree in construction science & management ... born Jason Evan Stolz on Mar. 21, 1990 in Marietta, GA.

Stolz's Career Stats

Year	AVG	G-S	AB	R	H	2B	3B	HR	RBI	OB%	SB
2009	.315	55-42	143	29	45	7	0	1	21	.399	7-10
2010	.222	37-22	81	10	18	3	0	1	14	.270	4-6
2011	.285	63-63	193	30	55	10	0	1	27	.350	8-9
2012	.270	63-63	237	36	64	11	0	7	26	.331	5-9
Totals	.278	218-190	654	105	182	31	0	10	88	.344	24-34



2012 ACC STANDINGS

Atlantic Division

Rk	Team	ACC			Overall		
		W	L	Win %	Home	Away	Neutral
1.	* Florida State	24	6	.800	13-2	11-4	2-6
2.	* N.C. State	19	11	.633	12-3	7-8	4-2
3.	* Clemson	16	14	.533	8-7	8-7	5-3
4.	Wake Forest	13	17	.433	11-4	2-13	1-2
5.	Maryland	10	20	.333	6-9	4-11	2-0
	Boston College	10	20	.333	9-6	1-14	3-2

Coastal Division

Rk	Team	ACC			Overall		
		W	L	Win %	Home	Away	Neutral
1.	* North Carolina	22	8	.733	11-4	11-4	2-1
2.	* Virginia*	18	12	.600	10-5	8-7	2-2
3.	* Miami (FL)	16	14	.533	10-5	6-9	2-2
4.	* Georgia Tech^	12	18	.400	6-9	6-9	8-1
5.	* Virginia Tech	11	19	.367	8-7	3-12	4-1
6.	Duke	9	21	.300	2-13	7-8	0-0

* - NCAA Tournament participant; ^ - ACC Tournament champion; * - had one non-conference neutral tie

The Tradition

Consistency. It is the mark of true excellence in any endeavor. However, in today's intercollegiate athletics, competition has become so balanced and so competitive that it is virtually impossible to maintain a high level of consistency. Yet the Atlantic Coast Conference has defied the odds.

Now in its 60th season, the ACC has long enjoyed the reputation as one of the strongest and most competitive conferences in the country. And that is not mere conjecture...the numbers support it.

Since the league's inception in 1953, ACC institutions have combined for 127 national championships, including 67 in women's competition and 60 in men's. In addition,

NCAA individual titles have gone to ACC student-athletes 145 times in men's competition and 104 times in women's action.

Wake Forest won the ACC's first national baseball championship during the 1954 season. One of the league's newest members, Miami (FL), has claimed four national baseball championships (1982,85,99,01) during the last 31 years.

In 2012, the ACC produced seven NCAA Tournament teams. It was the seventh time in the last eight years that the ACC had at least seven NCAA Tourney teams. Five times in the last seven years, the ACC has sent multiple teams to the College World Series as well.

The ACC has consistently infused the Major Leagues with talented players. The 12 ACC schools have had 64 first-round picks. Last season, the ACC had three student-athletes selected in the first round, including Tiger third-baseman Richie Shaffer, extending the ACC's streak of at least one student-athlete chosen in the first round to 21 consecutive years. It also marked the eighth year in a row that at least three ACC players were drafted in the first round.

The History

The ACC was founded on May 8, 1953 at the Sedgefield Inn near Greensboro, NC with seven charter members - Clemson, Duke, Maryland, North Carolina, N.C. State, South Carolina, and Wake Forest - drawing up the conference by-laws.

The withdrawal of seven institutions from the Southern Conference came early on the morning of May 8, 1953 during the Southern Conference's annual spring meeting. On June 14, 1953, the seven members met in Raleigh, NC,

where a set of by-laws were adopted, and the name officially became the Atlantic Coast Conference.

Eddie Cameron of Duke recommended that the name of the conference be the Atlantic Coast Conference, and the motion was passed unanimously. The meeting concluded with each member institution assessed a \$200 fee to pay for the league's expenses.

On December 4, 1953, ACC officials met again at the Sedgefield Inn and officially admitted Virginia as the ACC's eighth member. The first and only withdrawal of a school from the ACC came on June 30, 1971, when South Carolina tendered its resignation.

The ACC operated with seven members until April 3, 1978, when Georgia Tech was admitted. The ACC expanded to nine members on July 1, 1991 with the addition of Florida State.

Exactly 12 years later to the day, the ACC announced that Miami and Virginia Tech would join the conference for the 2004-05 academic year. A few months later, Boston College was admitted as the ACC's 12th member. The Eagles, formerly of the Big East Conference, began athletic competition in 2005-06.

In 2013-14, Pittsburgh and Syracuse will join the ACC. Louisville will replace Maryland, who will leave for the Big Ten Conference, while Notre Dame will join the ACC in all sports except football. Syracuse does not field a baseball squad, therefore the ACC will be a 14-team baseball league in the near future.



2012 ALL-ACC TEAM


First Team

Pos.	Player	Team	Cl.
C	Peter O'Brien	Miami (FL)	Sr.
1B	Jayce Boyd	Florida State	Jr.
2B	Devon Travis	Florida State	Jr.
SS	Chris Diaz	N.C. State	Jr.
3B	Richie Shaffer	Clemson	Jr.
OF	Ryan Mathews	N.C. State	Sr.
OF	James Ramsey	Florida State	Sr.
OF	Brandon Thomas	Georgia Tech	Jr.
OF	Mac Williamson	Wake Forest	Jr.
DH/UT	Phil Pohl	Clemson	Sr.
SP	Kent Emanuel	North Carolina	So.
SP	Buck Farmer	Georgia Tech	Jr.
SP	Carlos Rodon	N.C. State	Fr.
SP	Marcus Stroman	Duke	Jr.
RP	Robert Benincasa	Florida State	Jr.
RP	Michael Morin	North Carolina	Jr.

Second Team

Pos.	Player	Team	Cl.
C	Jacob Stallings	North Carolina	Sr.
C	Mark Zagunis	Virginia Tech	Fr.
1B	Jake Davies	Georgia Tech	Sr.
2B	Keith Werman	Virginia	Sr.
2B	Steve Wilkerson	Clemson	So.
SS	Anthony Melchionda	Boston College	Sr.
3B	Trea Turner	N.C. State	Fr.
OF	Tom Bourdon	Boston College	So.
OF	Thomas Brittle	Clemson	Jr.
OF	Daniel Palka	Georgia Tech	So.
DH/UT	Brian Holberton	North Carolina	So.
SP	Mike Compton	Florida State	Fr.
SP	Eric Erickson	Miami (FL)	Sr.
SP	Brett Harman	Maryland	Sr.
SP	Branden Kline	Virginia	Jr.
RP	Michael Dimock	Wake Forest	Sr.
RP	Justin Thompson	Virginia	Sr.

Player-of-the-Year	James Ramsey	Florida State
Pitcher-of-the-Year	Carlos Rodon	N.C. State
Freshman-of-the-Year	Carlos Rodon	N.C. State
Coach-of-the-Year	Mike Martin	Florida State



STEVE WILKERSON WAS ONE OF FOUR CLEMSON OFFENSIVE PLAYERS NAMED TO THE ALL-ACC TEAM IN 2012.

SCHOOL AFFILIATION HISTORY

- **Boston College** - Charter member of Big East Conference in 1979 ... joined the ACC in July, 2005.
- **Clemson** - Charter member of Southern Intercollegiate Athletic Association in 1894... charter member of Southern Conference in 1921 ... charter member of ACC in 1953.
- **Duke** - Joined Southern Conference in December, 1928 ... charter member of ACC in 1953.
- **Florida State** - Charter member of Dixie Conference in 1948 ... joined Metro Conference in July, 1976 ... joined ACC in July, 1991.
- **Georgia Tech** - Charter member of Southern Intercollegiate Athletic Association in 1894 ... charter member of Southern Conference in 1921 ... charter member of SEC in 1932 ... joined ACC in April, 1978.
- **Maryland** - Charter member of Southern Conference in 1921 ... charter member of ACC in 1953.
- **Miami (FL)** - Charter member of Big East Football Conference in 1991 ... joined ACC in July, 2004.
- **North Carolina** - Charter member of Southern Intercollegiate Athletic Association in 1894 ... charter member of Southern Conference in 1921 ... charter member of ACC in 1953.
- **N.C. State** - Charter member of Southern Conference in 1921 ... charter member of ACC in 1953.
- **Virginia** - Charter member of Southern Intercollegiate Athletic Association in 1894 ... charter member of Southern Conference in 1921 ... resigned from Southern Conference in December, 1936 ... joined ACC in December, 1953.
- **Virginia Tech** - Charter member of Southern Conference in 1921 ... withdrew from Southern Conference in June, 1965 ... charter member of Big East Football Conference in 1991 ... joined ACC in July, 2004.
- **Wake Forest** - Joined Southern Conference in February, 1936 ... charter member of ACC in 1953.

CHAMPIONSHIP TRADITION

Clemson has made 12 appearances in the College World Series and has won 18 NCAA regional championships. The tradition dates to 1947, when Clemson advanced to the Final Eight of the NCAA Tournament before losing to Yale and a first-baseman named George Bush. Clemson has gone to the College World Series six times (1995,96,00,02,06,10) in Head Coach **Jack Leggett's** 19 seasons in Tigertown.

Clemson has won an ACC regular-season title 22 times, more than double any other ACC school. Clemson has won 14 ACC titles, also more than any other school. The program has the most ACC Tournament titles (9) in history as well.

CLEMSON HAS MADE 12 TRIPS TO THE COLLEGE WORLD SERIES AND HAS NOT GONE MORE THAN THREE YEARS IN A ROW WITHOUT A TRIP TO OMAHA SINCE 1987-90.

NCAA BESTS SINCE 1994

NCAA Tournament Appearances

Rk	Team	App.
1.	Cal State Fullerton	19
	Florida State	19
	Miami (FL)	19
4.	Clemson	18
	Rice	18

40-Win Seasons

Rk	Team	Seasons
1.	Florida State	19
2.	Rice	18
3.	Louisiana State	16
	Wichita State	16
5.	Clemson	15
6.	Cal State Fullerton	14
	Georgia Tech	14
	Miami (FL)	14
	South Carolina	14
10.	North Carolina	13
11.	Coastal Carolina	12
	Florida	12
	Notre Dame	12
	Stanford	12
	Texas	12
16.	Arizona State	11
	Oral Roberts	11
18.	Alabama	10
	Central Florida	10
	Oklahoma State	10
	Texas A&M	10
	Tulane	10

50-Win Seasons

Rk	Team	Seasons
1.	Florida State	12
2.	Miami (FL)	7
	Wichita State	7
4.	Clemson	6
	Texas	6
6.	Rice	5
	South Carolina	5
8.	Alabama	4
	Cal State Fullerton	4
	Coastal Carolina	4
	Georgia Tech	4
	Louisiana State	4
	North Carolina	4
	Stanford	4
15.	Arizona State	3
	Nebraska	3

TIGER TITLES

ACC Regular-Season Titles (22)

Year	ACC	Overall
1954	8-4	14-10
1958	12-3	22-8
1959	11-5	24-8
1967	11-2	29-9
1973	10-2	24-16
1974	10-1	23-15
1975	10-2	33-10
1976	10-2	36-15
1977	9-1	42-10
1978	10-2	39-14
1979	10-1	40-15
1981	10-4	34-24
1982	10-2	37-22
1984	12-2	38-17
1985	9-4	36-30-1
1988	18-2	54-14
1991	18-3	60-10
1992	19-5	50-14
1994	20-4	57-18
1995	20-4	54-14
2006	*24-6	53-16
2010	*18-12	45-25

* - Atlantic Division

ACC Tournament Titles (9)

Year	Tourney	Overall
1976	3-0	36-15
1978	3-0	39-14
1980	4-0	38-21
1981	5-1	34-24
1989	5-0	50-20
1991	5-0	60-10
1993	5-1	45-20
1994	4-1	57-18
2006	4-1	53-16

NCAA Regional Titles (18)

Year	Tourney	Overall
1947	3-1	24-5
1958	4-1	22-8
1959	3-0	24-8
1976	3-0	36-15
1977	3-1	42-10
1980	3-0	38-21
1991	4-0	60-10
1995	4-0	54-14
1996	4-0	51-17
1999	4-1	42-27
2000	3-0	51-18
2001	3-0	41-22
2002	3-0	54-17
2005	3-0	43-23
2006	3-0	53-16
2007	3-0	41-23
2009	4-1	44-22
2010	3-1	45-25

NCAA Super Regional Titles (4)

Year	Tourney	Overall
2000	2-0	51-18
2002	2-1	54-17
2006	2-0	53-16
2010	2-1	45-25

College World Series Appearances (12)

Year	Tourney	Overall
1958	1-2	22-8
1959	1-2	24-8
1976	1-2	36-15
1977	1-2	42-10
1980	0-2	38-21
1991	0-2	60-10
1995	0-2	54-14
1996	2-2	51-17
2000	1-2	51-18
2002	2-2	54-17
2006	1-2	53-16
2010	2-2	45-25

LOCATED DIRECTLY BEHIND DOUG KINGSMORE STADIUM, JERVEY ATHLETIC CENTER HOUSES THE CLEMSON BASEBALL COACHES' OFFICES, THE STRENGTH TRAINING ROOM, AND THE SPACIOUS ATHLETIC TRAINING ROOM (INSET).



Jervy Athletic Center & McFadden Building

The Jervy Athletic Center, named in honor of one of Clemson's most beloved sons (Frank Johnstone Jervy), is a two-level complex that is the home of the University's intercollegiate athletic program. And during the 2009-10 academic year, Clemson added the McFadden Building, the former home of Tiger football, to house athletic department operations. It was named in honor of Banks McFadden, the greatest Tiger athlete of the 20th century who played three sports at Clemson in the late 1930s.

Jervy Athletic Center and McFadden Building houses under two roofs offices for all of the coaching and related staffs for Clemson's sports, a unique feature that places the center among the most modern of its kind anywhere. Within the complexes are all of the personnel and related facilities needed to conduct an effective, top-flight intercollegiate athletic program.

Beneath the main floor of Jervy Athletic Center are dressing rooms for many of the varsity sports. Other facilities on this level include coaches' dressing rooms, a spacious training room, sauna and steam rooms, and an equipment room.

Attached to and complementing the administrative-coaching personnel building is a two-level, multi-purpose structure of 29,000 square-feet. The upper level of this building is where Jervy Gym is located. The Jervy Athletic Center provides student-athletes with the most modern and up-to-date facilities in the country. It is one reason the Clemson athletic program is recognized as one of the best in America.

Strength Training Room

One of the most important facilities on the Clemson athletic landscape is the strength & conditioning facility. Located in Jervy Athletic Center, it has continued to keep up with one of the most progressive areas in college sports. Director of Strength & Conditioning Joey Batson, who is in his 16th year, makes sure Clemson student-athletes in all sports are ready for competition.

Batson is one of the nation's most highly-regarded strength coaches. In his 15 years, he has coached numerous strength All-Americans. He is a major reason the baseball team has been a consistent participant in the NCAA Tourna-

ment. Also, nine of his former assistant strength coaches at Clemson are now strength training directors at NFL or college programs.

He recently oversaw a third major facility enhancement. When he came to Clemson, the facility covered 11,000 square feet. It has continued to grow and now covers nearly 15,000 square feet. It is one of the most modern all-around facilities in the country.

The following improvements were made:

- State-of-the-art sound system
- Eight flat-screen plasma televisions
- Two computerized message displays
- State-of-the-art ventilation system
- New lighting system
- 10 new multi-functional Clemson power racks
- Mondo-rubber flooring in the entire weightroom
- New orange upholstery on all weightlifting equipment
- New paint on surrounding walls and columns
- Carpeting in entrances and offices
- Front entrance drop ceiling
- Metal overlay for awards displays
- Reconstruction of entryway walls
- 30m turf training track

The plush atmosphere provides an interesting contrast to the physical exertion that takes place within the facility. When a student-athlete enters the etched-glass doors, he or she is greeted by nearly \$700,000 worth of state-of-the-art equipment.

The 10 plasma televisions/displays are positioned throughout the facility and are used for training and instruction, as strength coaches film athletes and work with them on their form.

Clemson has a staff of six full-time strength coaches along with one part-time assistant, three graduate assistants, and numerous student assistant coaches who ensure a Tiger baseball player receives as much individual attention as possible. Baseball Strength & Condition-

ing Coach Dennis Love makes training programs position specific, as they are designed to meet the specific needs of each player.

Athletic Training Room

The athletic training room is an important component of Clemson's athletic success. It is run by Danny Poole and houses the latest rehabilitation equipment. He heads up a staff of six full-time individuals, including Baseball Athletic Trainer Travis Johnston, with decades of experience. This staff (15 student and 10 graduate student athletic trainers) gives student-athletes the best possible care.

The athletic training room underwent renovations recently, making it one of the nation's top facilities. Along with cosmetic improvements, additions were made, including a hydrotherapy area, hot/cold jacuzzis, and a treatment tank with an underwater treadmill.

The athletic training room retained its whirlpools, isokinetic testing machine, numerous stationary bikes, upper-body exerciser, Stairmaster, and all the latest devices for all kinds of treatment. Doctors have offices and an orthopedic examining room, and there is a conference room and library. There are staff members present from 7:00 AM until late in the evening, and doctors staff the room daily from 1:30 PM until closing and are available at all hours for special situations.





FRONT ROW (LEFT TO RIGHT) - MADISON STONE, CLAY BARNETTE, RUSSELL SUBER, PETE SIGNORETTI, ALEX DEAHL, RAY HUBBARD, DON GARRETT. BACK ROW - MIKE ECHOLS, TOMMY KORVER, KEVIN WALLICE, ZACHARY BALLENTINE, K.C. BELL, BERT McCARTY, JACOB ADDISON. NOT PICTURED - ANTHONY ADAMS, ADAM GORE, MARK HENDRICKS, THOMAS LATIMER.

Doug Kingsmore Stadium's playing surface is one of the best in the country thanks to the dedication of many members of the Tiger Grounds Crew. Mike Echols, supervisor of athletic grounds for the past 12 years and former Clemson golfer (1981-83), heads up the team that was recently honored.

Prior to the 2005 season, **ABCA** and Turface Athletics awarded Echols and the grounds crew, which includes

many volunteers, as having the best collegiate baseball field in the country based on their exemplary infield and turf maintenance programs. It is a distinction the grounds crew members take great pride in.

Today, the Tiger Grounds Crew has former members working for the Atlanta Braves, Baltimore Orioles, Boston Red Sox, New York Mets, and many other venues across the country.

"Mike and his staff exemplify what Clemson is all about," said Head Coach Jack Leggett. "They exhibit tremendous pride and a never-ending work ethic."

"We play on many fields and are familiar with a lot of grounds crews. But our players and coaches always comment that we have the best. The pride in their work is far above any I've seen. Our players, coaches, and fans appreciate their dedication."



DOUG KINGSMORE STADIUM



Doug Kingsmore Stadium, the home of Tiger baseball since 1970, has seen many changes and improvements over the years, but it has not lost its aesthetic beauty and unique feel on the west side of the Clemson University campus.



DOUG KINGSMORE

Former Clemson baseball star and Board of Trustees Emeritus Doug Kingsmore gave the athletic department a \$1 million gift towards renovation of Clemson's baseball stadium, formerly known as Tiger Field. And during the 2002 and 2003 offseasons, Doug Kingsmore Stadium underwent radical renovations, as over \$5 million was spent. Since then, several other renovations have been performed to keep Doug Kingsmore Stadium among the best in the country.

Kingsmore played for the Tiger varsity squad for three seasons (1952-54). An All-ACC and All-District III outfielder in 1954, Kingsmore became the first Tiger in history to hit 10 home runs in a season. He did that in 1954 while playing just 24 games. He led the ACC in home runs and runs (25) that year, and he led the Tigers in batting average (.371), slugging percentage (.742), and RBIs (27).

Kingsmore played three years of professional baseball in the Baltimore Oriole organization before beginning a successful business career. He served three terms on the Clemson University Board of Trustees and became Trustee Emeritus when his elected term expired in 2002.

Clemson was #8 in the country in average attendance (4,406) in 2012. It marked Clemson's 19th straight top-20 finish and 11th season in a row in the top 10. Thanks in large part to that support, RecruitingCycle.com rated Doug Kingsmore Stadium as the #3 facility in the nation in 2012.

This outstanding fan support from the Clemson community and the Upstate of South Carolina has contributed to the Tigers' outstanding home-field record. Clemson has played at Doug Kingsmore Stadium for 43 years and has a winning percentage of nearly 80 percent. That includes a 345-94 record (.786) in ACC regular-season contests.

The Tigers have had a winning record in all 43 seasons at Doug Kingsmore Stadium. Clemson is 541-146 (.787) at Doug Kingsmore Stadium during Jack Leggett's 19 years as head coach of the Tigers.

Nine times during the 1994 season, an opposing top-20 team tasted defeat at Doug Kingsmore Stadium, and four times a team ranked in the top three lost to the Tigers. Seven wins against top-20 teams, including three wins over a top-10 Florida State squad, were recorded at home in 1996.

In 2000, the Tigers had an 8-3 record against top-25 foes at Doug Kingsmore Stadium. After Clemson won three

games against #2 Florida State, Head Coach Mike Martin opined on how tough it is to play at Doug Kingsmore Stadium.

"If you had told me in 1992 that we were going to go to a place where we'd be 2-13 over the next eight years, I would have gone to the administration and suggested we join another conference," Martin told the **Tallahassee Democrat**. "Clemson is a very tough place to play...the toughest place to play of any place I've ever competed in all my years of college baseball. The good news is it's 727 days before we have to go back to Clemson."

Martin echoed those sentiments 12 years later after his top-ranked Seminoles salvaged the series with their only win in the series in the finale at Doug Kingsmore Stadium in 2012.

"That was one of the biggest wins of the year for us. I don't care what anyone says...this is the toughest place that I have had to play a baseball game in all of my years of coaching."

Doug Kingsmore Stadium has seen steady improvement since its first season in 1970 and is now one of the top facilities in the country. Just ask people at **Baseball America**, who released a coaches' ranking that named it one of the nation's best facilities in 2003. And that ranking was done before any of the recent renovations were finished. Evidence of its rating among facilities across the nation has been demonstrated in recent years, when Doug Kingsmore Stadium was named as a site for a regional and/or a super regional in 1994, 1995, 1996, 1998, 2000, 2001, 2002, 2005, 2006, 2009, 2010, and 2011.

The renovations to Doug Kingsmore Stadium began during the summer of 2002, which has kept Clemson's ballpark among the country's best. The stadium has a brick façade that surrounds every entrance. A green roof that covers much more of the stands and a press box that is twice

as large adds to the comfort of fans attending the game and the media covering it. The press box, which is accessible by elevator, includes four large booths for broadcasting and a separate media center that accommodates 18 writers.

There is also a patio area outside the press box that is above the existing stands along the first and third-base lines. The area is used for receptions and other events throughout the year.

Two ticket booths, concession stands with an adjoining picnic area, and enlarged restrooms make the facility easily accessible and fan-friendly. Reserved seats have also been added to the grandstand. A grand stairway leading from the McFadden Building parking lot to the stadium's main entrance is an added feature from a convenience and aesthetic aspect.

The players also realize improvements, as four batting cages were constructed beyond the right-field fence. The dugouts were almost doubled in length and width. And the players have a spacious locker room and lounge.

Prior to the 2005 season, PawVision, the videoboard that was used in the football stadium, was moved to Doug Kingsmore Stadium. Prior to the 2008 season, new lights were installed, then a practice facility with field turf was built behind the batting cages in 2009. Additional chairback seats were also added behind the right-field fence.

Prior to the 2010 season, the Thomas F. Chapman Grandstands were constructed behind the left-field fence, adding 1,000 seats. Chapman, who was a two-time All-ACC pitcher at Clemson (1963-65), gave \$2 million to the University, \$1 million of which went to the grandstands.

Before the 2013 season, chairback seats were added in the main grandstand, replacing the bleacher seats. The videoboard was upgraded as well.

In future years, the stadium will continue with upgrades, including a new three-story building behind the first-base



FUTURE RENOVATIONS ARE IN THE WORKS FOR DOUG KINGSMORE STADIUM, INCLUDING A NEW BASEBALL BUILDING AND CLUBHOUSE.



grandstand. It will have a new clubhouse, baseball hall of fame, and players' lounge among other amenities.

Doug Kingsmore Stadium is equipped with a "Super-Sopper," which cuts down on rainouts. Clemson is one of a few schools in the nation with this machine that removes water from the field.

The stadium is located in the middle of Clemson's athletic facilities. It is across the street from Littlejohn Coliseum, home of Tiger basketball, and Memorial Stadium, home of Clemson football. It is located directly behind Jervey Athletic Center, home of the athletic administrative offices, including the baseball offices.

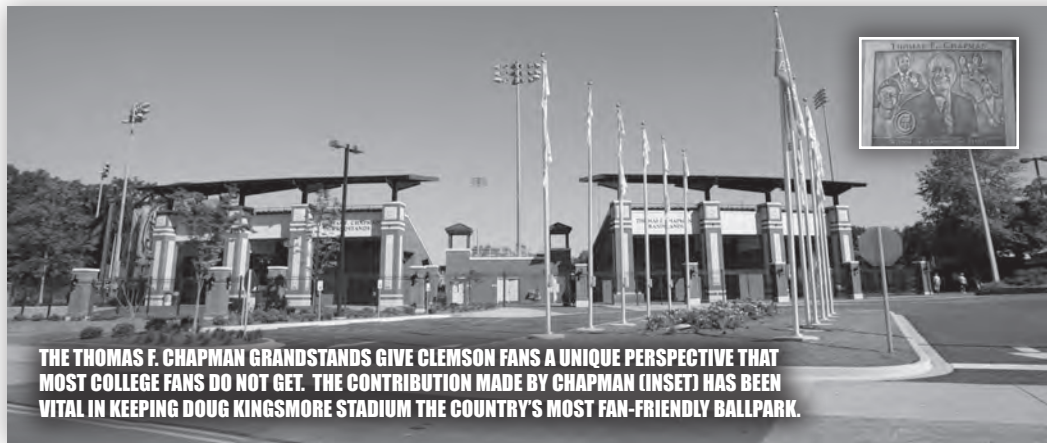
Doug Kingsmore Stadium has 4,500 permanent seats, but is capable of holding 6,346 fans thanks to a hill area down the left-field line that is popular with the Clemson student-body. The stadium attendance record was set on March 7, 2004 when 6,480 fans saw #5 South Carolina defeat the Tigers 8-7 in 10 innings.

In 2001, the ballpark shrank its dimensions. The fences are now 320 feet down the left-field line, 370 feet in left-center, 400 feet to straight-away center, 370 feet in the right-center alley, and 330 feet down the right-field line.

The park also features a terrace in the outfield adjacent to the fence, similar to the old Crosley Field in Cincinnati, OH,

which ironically was torn down the year Doug Kingsmore Stadium was built. The late Bill Wilhelm, Clemson's longtime coach who was the skipper when the field was built, liked the look and practicality of a field with grass all the way around the outfield instead of gravel or dirt.

Catcher Jason Varitek, who played at Georgia Tech in the 1990s, said Doug Kingsmore Stadium was his favorite venue to play at. "They had rowdy fans. And the fans are right on the action. They were closer to the on-deck circle than we were."



THE THOMAS F. CHAPMAN GRANDSTANDS GIVE CLEMSON FANS A UNIQUE PERSPECTIVE THAT MOST COLLEGE FANS DO NOT GET. THE CONTRIBUTION MADE BY CHAPMAN (INSET) HAS BEEN VITAL IN KEEPING DOUG KINGSMORE STADIUM THE COUNTRY'S MOST FAN-FRIENDLY BALLPARK.

RECORD VS. OPPONENTS AT DOUG KINGSMORE STADIUM

Opponent ^(First-Last Game)	W-L	Win %
Alabama ⁽¹⁹⁸³⁻¹⁰⁾	5-4	.556
Alabama-Birmingham ⁽²⁰¹²⁾	2-1	.667
Appalachian State ⁽¹⁹⁷³⁻⁹⁷⁾	16-2	.889
Arkansas ⁽²⁰⁰²⁾	2-1	.667
Auburn ⁽¹⁹⁸⁷⁻⁰⁴⁾	10-5	.667
Augusta ⁽¹⁹⁸⁴⁻⁹¹⁾	2-0	1.000
Ball State ⁽¹⁹⁸⁴⁾	1-2	.333
Belmont Abbey ⁽¹⁹⁷⁰⁻⁷¹⁾	3-0	1.000
Boston College ⁽²⁰⁰⁷⁻¹²⁾	8-4	.667
California ⁽¹⁹⁹⁷⁾	1-2	.333
California-Irvine ⁽²⁰⁰⁵⁾	3-0	1.000
Campbell ⁽¹⁹⁸²⁻⁹⁰⁾	3-1	.750
Central Florida ⁽²⁰⁰⁴⁾	1-2	.333
Central Michigan ⁽¹⁹⁷³⁾	0-1	.000
Charleston Southern ⁽¹⁹⁷⁶⁻¹²⁾	13-0	1.000
Charleston, College of ⁽²⁰⁰¹⁻¹²⁾	12-1	.923
Charlotte ⁽¹⁹⁸⁵⁻⁰⁹⁾	8-2	.800
Cincinnati ⁽²⁰¹¹⁾	1-0	1.000
Citadel, The ⁽¹⁹⁸²⁻⁰⁴⁾	13-2	.867
Coastal Carolina ⁽¹⁹⁸⁸⁻¹²⁾	30-6	.833
Columbus ⁽¹⁹⁹¹⁾	2-0	1.000
Connecticut ⁽²⁰¹¹⁾	0-2	.000
Davidson ⁽¹⁹⁸⁶⁻¹¹⁾	3-0	1.000
Dayton ⁽²⁰¹⁰⁾	1-0	1.000
Duke ⁽¹⁹⁷⁰⁻¹¹⁾	45-6	.882
East Carolina ⁽¹⁹⁷⁹⁻⁰²⁾	9-2	.818
East Tennessee State ⁽¹⁹⁷¹⁻¹¹⁾	16-4	.800
Eastern Kentucky ⁽¹⁹⁹²⁾	2-0	1.000
Eastern Michigan ⁽²⁰¹¹⁾	2-1	.667
Elon ⁽²⁰⁰⁰⁻¹²⁾	13-6	.684

Erskine ⁽¹⁹⁷⁷⁻⁸⁴⁾	4-0	1.000
Florida Atlantic ⁽¹⁹⁹⁸⁾	1-1	.500
Florida Gulf Coast ⁽²⁰¹⁰⁾	3-1	.750
Florida International ⁽¹⁹⁸⁵⁾	1-1	.500
Florida State ⁽¹⁹⁷¹⁻¹²⁾	28-15	.651
Francis Marion ⁽¹⁹⁷⁶⁻⁸⁶⁾	4-1	.800
Furman ⁽¹⁹⁸³⁻¹²⁾	28-5	.848
Gardner-Webb ⁽¹⁹⁷⁵⁻¹¹⁾	7-0	1.000
George Mason ⁽¹⁹⁹⁵⁻⁰⁷⁾	8-1	.889
George Washington ⁽¹⁹⁷⁰⁾	1-0	1.000
Georgia ⁽¹⁹⁷⁰⁻¹²⁾	35-12	.745
Georgia Southern ⁽¹⁹⁷¹⁻¹⁰⁾	25-11	.694
Georgia Tech ⁽¹⁹⁷⁰⁻¹¹⁾	35-16	.686
High Point ⁽¹⁹⁷⁶⁻⁰⁸⁾	8-0	1.000
Holy Cross ⁽²⁰¹²⁾	1-0	1.000
Howard ⁽¹⁹⁷⁸⁻⁸²⁾	10-0	1.000
Illinois ⁽¹⁹⁸⁶⁻⁰⁰⁾	3-0	1.000
Jacksonville ⁽¹⁹⁹⁵⁾	1-0	1.000
James Madison ⁽¹⁹⁷⁶⁻⁰⁶⁾	15-0	1.000
Kansas ⁽²⁰⁰⁶⁾	2-1	.667
Kansas State ⁽¹⁹⁹⁹⁾	3-0	1.000
Kentucky ⁽¹⁹⁸⁵⁻⁹⁷⁾	4-1	.800
Lewis ⁽¹⁹⁷⁷⁻⁷⁸⁾	6-0	1.000
Liberty ⁽¹⁹⁸⁸⁻⁹⁹⁾	2-2	.500
Louisville ⁽¹⁹⁷⁰⁻⁷²⁾	6-0	1.000
Maine ⁽¹⁹⁹⁶⁻¹²⁾	15-1	.938
Maryland ⁽¹⁹⁷⁰⁻¹¹⁾	55-3	.948
Marshall ⁽¹⁹⁷⁵⁻⁹⁰⁾	15-1	.938
Memphis ⁽²⁰⁰⁷⁾	2-1	.667
Mercer ⁽¹⁹⁷⁴⁻⁰⁸⁾	9-1	.900
Miami (FL) ⁽¹⁹⁸⁹⁻¹²⁾	11-7	.611

Miami (OH) ⁽²⁰¹⁰⁾	1-0	1.000
Michigan State ⁽²⁰⁰⁹⁾	1-0	1.000
Middle Tennessee ⁽²⁰⁰⁰⁾	2-0	1.000
Mississippi State ⁽²⁰⁰⁰⁻⁰⁶⁾	3-0	1.000
Morehead State ⁽¹⁹⁹⁷⁾	3-0	1.000
Navy ⁽¹⁹⁹⁵⁾	1-0	1.000
Nevada-Las Vegas ⁽²⁰⁰⁰⁾	2-1	.667
New Hampshire ⁽¹⁹⁹⁴⁾	1-0	1.000
New York Tech ⁽²⁰⁰¹⁾	3-0	1.000
Newberry ⁽¹⁹⁷⁷⁾	0-1	.000
North Carolina ⁽¹⁹⁷⁰⁻¹²⁾	37-17	.685
North Carolina A&T ⁽²⁰⁰⁵⁾	1-0	1.000
North Carolina State ⁽¹⁹⁷⁰⁻¹²⁾	43-16	.729
North Carolina-Asheville ⁽¹⁹⁹⁸⁻⁰⁹⁾	4-0	1.000
North Carolina-Greensboro ⁽²⁰⁰⁸⁾	2-0	1.000
North Carolina-Wilmington ⁽¹⁹⁷⁶⁻⁰⁹⁾	21-3	.875
Notre Dame ⁽¹⁹⁹⁴⁾	0-1	.000
Ohio ⁽¹⁹⁷⁰⁻⁰¹⁾	14-7	.667
Ohio State ⁽¹⁹⁸⁰⁻⁸⁸⁾	9-3	.750
Oklahoma State ⁽²⁰⁰⁹⁾	2-1	.667
Old Dominion ⁽¹⁹⁸³⁻⁰³⁾	27-5	.844
Oral Roberts ⁽²⁰⁰⁵⁻⁰⁶⁾	3-0	1.000
Pacific ⁽²⁰⁰⁷⁾	3-0	1.000
Presbyterian College ⁽²⁰⁰⁹⁻¹²⁾	3-1	.750
Purdue ⁽²⁰⁰²⁾	3-0	1.000
Richmond ⁽²⁰⁰¹⁾	2-1	.667
Rider ⁽¹⁹⁷⁰⁾	2-0	1.000
Sacred Heart ⁽²⁰¹¹⁾	1-0	1.000
Saint John's ⁽¹⁹⁷⁵⁾	1-0	1.000
Seton Hall ⁽¹⁹⁸⁹⁻⁰¹⁾	5-0	1.000
Siena ⁽¹⁹⁹⁶⁾	2-0	1.000

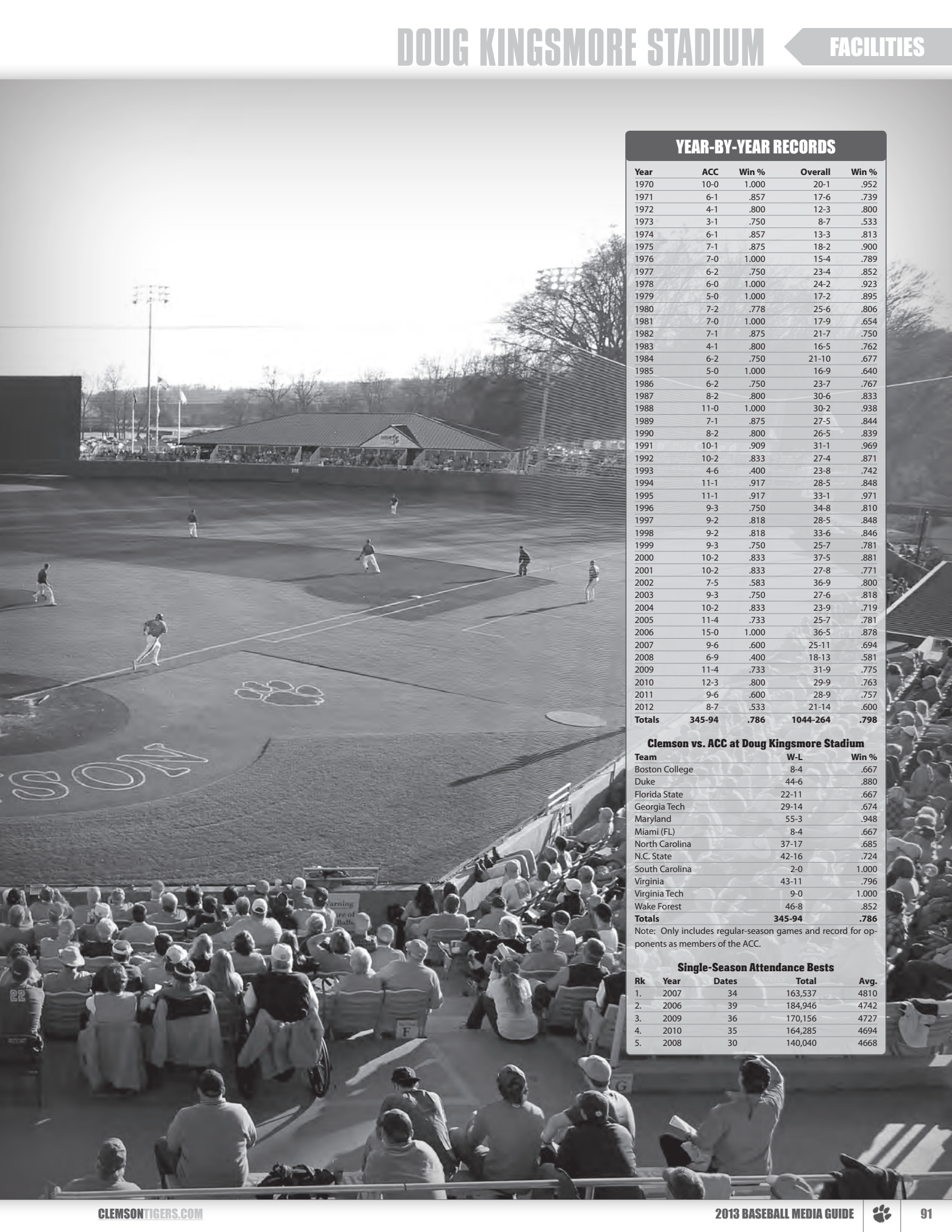
South Alabama ⁽¹⁹⁸⁷⁻⁰²⁾	4-3	.571
South Carolina ⁽¹⁹⁷⁰⁻¹²⁾	49-25	.662
South Carolina-Aiken ⁽¹⁹⁸⁵⁾	1-0	1.000
South Carolina-Upstate ⁽²⁰⁰⁹⁻¹⁰⁾	2-0	1.000
South Florida ⁽¹⁹⁹⁶⁾	1-2	.333
Southern California ⁽¹⁹⁹⁸⁾	0-1	.000
Stetson ⁽¹⁹⁹⁸⁾	3-0	1.000
Tampa ⁽¹⁹⁹²⁾	3-0	1.000
Tennessee ⁽¹⁹⁸¹⁻⁹⁷⁾	12-2	.857
Tennessee Tech ⁽²⁰⁰³⁻¹²⁾	5-0	1.000
Toledo ⁽¹⁹⁷⁶⁻⁷⁷⁾	5-3	.625
Valdosta State ⁽¹⁹⁸⁷⁾	2-0	1.000
Vanderbilt ⁽¹⁹⁸⁶⁾	1-1	.500
Vermont ⁽¹⁹⁷⁰⁾	1-0	1.000
Virginia ⁽¹⁹⁷⁰⁻¹¹⁾	40-11	.784
Virginia Tech ⁽¹⁹⁸⁰⁻¹⁰⁾	15-2	.882
Wake Forest ⁽¹⁹⁷⁰⁻¹¹⁾	49-8	.860
West Virginia ⁽¹⁹⁷²⁻⁹⁶⁾	6-0	1.000
Western Carolina ⁽¹⁹⁷⁴⁻¹²⁾	38-5	.884
Western Michigan ⁽¹⁹⁷³⁾	1-1	.500
Wichita State ⁽¹⁹⁸¹⁾	0-1	.000
William & Mary ⁽²⁰⁰⁰⁻⁰⁶⁾	3-0	1.000
Winthrop ⁽¹⁹⁸¹⁻¹²⁾	14-3	.824
Wofford ⁽¹⁹⁹⁹⁻¹¹⁾	9-0	1.000
Wright State ⁽²⁰¹⁰⁾	3-0	1.000
Totals	1044-264	.798

Note: **Bold** denotes 2013 opponent that is scheduled to play at Doug Kingsmore Stadium.

2012 ATTENDANCE LEADERS

Rk	School	Dates	Total	Avg.
1.	Louisiana State	44	472,391	10,736
2.	Arkansas	33	260,468	7893
3.	South Carolina	36	272,736	7576
4.	Mississippi	32	239,099	7472
5.	Texas	23	146,032	6349
6.	Mississippi State	33	206,920	6270
7.	Florida State	38	174,180	4584
8.	Clemson	33	145,388	4406
9.	Texas A&M	43	187,901	4370
10.	Creighton	25	106,717	4269





YEAR-BY-YEAR RECORDS

Year	ACC	Win %	Overall	Win %
1970	10-0	1.000	20-1	.952
1971	6-1	.857	17-6	.739
1972	4-1	.800	12-3	.800
1973	3-1	.750	8-7	.533
1974	6-1	.857	13-3	.813
1975	7-1	.875	18-2	.900
1976	7-0	1.000	15-4	.789
1977	6-2	.750	23-4	.852
1978	6-0	1.000	24-2	.923
1979	5-0	1.000	17-2	.895
1980	7-2	.778	25-6	.806
1981	7-0	1.000	17-9	.654
1982	7-1	.875	21-7	.750
1983	4-1	.800	16-5	.762
1984	6-2	.750	21-10	.677
1985	5-0	1.000	16-9	.640
1986	6-2	.750	23-7	.767
1987	8-2	.800	30-6	.833
1988	11-0	1.000	30-2	.938
1989	7-1	.875	27-5	.844
1990	8-2	.800	26-5	.839
1991	10-1	.909	31-1	.969
1992	10-2	.833	27-4	.871
1993	4-6	.400	23-8	.742
1994	11-1	.917	28-5	.848
1995	11-1	.917	33-1	.971
1996	9-3	.750	34-8	.810
1997	9-2	.818	28-5	.848
1998	9-2	.818	33-6	.846
1999	9-3	.750	25-7	.781
2000	10-2	.833	37-5	.881
2001	10-2	.833	27-8	.771
2002	7-5	.583	36-9	.800
2003	9-3	.750	27-6	.818
2004	10-2	.833	23-9	.719
2005	11-4	.733	25-7	.781
2006	15-0	1.000	36-5	.878
2007	9-6	.600	25-11	.694
2008	6-9	.400	18-13	.581
2009	11-4	.733	31-9	.775
2010	12-3	.800	29-9	.763
2011	9-6	.600	28-9	.757
2012	8-7	.533	21-14	.600
Totals	345-94	.786	1044-264	.798

Clemson vs. ACC at Doug Kingsmore Stadium

Team	W-L	Win %
Boston College	8-4	.667
Duke	44-6	.880
Florida State	22-11	.667
Georgia Tech	29-14	.674
Maryland	55-3	.948
Miami (FL)	8-4	.667
North Carolina	37-17	.685
N.C. State	42-16	.724
South Carolina	2-0	1.000
Virginia	43-11	.796
Virginia Tech	9-0	1.000
Wake Forest	46-8	.852
Totals	345-94	.786

Note: Only includes regular-season games and record for opponents as members of the ACC.

Single-Season Attendance Bests

Rk	Year	Dates	Total	Avg.
1.	2007	34	163,537	4810
2.	2006	39	184,946	4742
3.	2009	36	170,156	4727
4.	2010	35	164,285	4694
5.	2008	30	140,040	4668

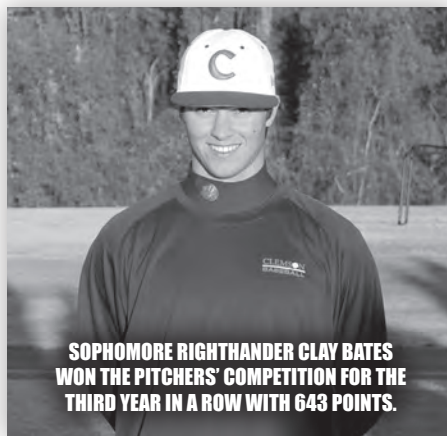


TEAM FIRTH, LED BY CAPTAIN SCOTT FIRTH (THIRD FROM RIGHT), WON THE 2012 OMAHA CHALLENGE. OTHER MEMBERS OF THE TEAM WERE (FROM LEFT TO RIGHT) MALEEKE GIBSON, MATT CAMPBELL, MIKE KENT, MATT REED, JOE COSTIGAN, CLAY BATES, CLATE SCHMIDT, AND STEVEN DUGGAR.

INDIVIDUAL CHAMPIONS



FRESHMAN CATCHER MATT REED WON THE FIELDERS' COMPETITION WITH 582 POINTS.



SOPHOMORE RIGHTHANDER CLAY BATES WON THE PITCHERS' COMPETITION FOR THE THIRD YEAR IN A ROW WITH 643 POINTS.

CLEMSON'S OMAHA CHALLENGE COMPETITION HAS BEEN HELD FOR THE PAST 15 YEARS AND TESTS TIGERS WITH AN INTENSE FORM OF EVALUATION TO MEASURE STRENGTH, ENDURANCE, AND MENTAL TOUGHNESS.



2012 FALL OMAHA CHALLENGE

In the fall of 1998, Head Coach **Jack Leggett** conceived a competition to test his players and help them reach their strength goals. Fourteen years later, the Omaha Challenge still serves as an intense form of evaluation to measure muscular endurance, mental toughness, and develop team unity using a variety of resistance, agility, and conditioning tests.

Before the 2013 season, the fielders competed against each other, as did the pitchers. The fielders performed the bench press, pullups, towel hang, shuttle run, "Omaha Four-Lapper" (2.2 miles), sled race, and agility course. The pitchers performed the same events as the fielders, except the pitchers did pushups instead of the bench press and inverted pullups.

Freshman **Matt Reed** captured the fielders' competition with 582 points. Sophomore **Clay Bates** won the pitchers' event, totaling 643 points, for the third year in a row.

Fielders

Rk	Player	Points
1.	Matt Reed	582
2.	Kevin Bradley	534
3.	Mike Triller	531
4.	Tyler Krieger	482
5.	Steven Duggar	419
6.	Mike Dunster	392
7.	Jay Baum	376
8.	John Mulkey	348
9.	Joe Costigan	332

Pitchers

Rk	Player	Points
1.	Clay Bates	643
2.	Brody Koerner	599
3.	Zack Erwin	587
4.	Patrick Andrews	479
5.	Daniel Gossett	435
6.	Jake Long	430
7.	Mike Kent	391
8.	Matt Campbell	380
9.	Jackson Campana	364

Bench Press

Matt Reed26

Pushups

Clay Bates91

Pullups

Steve Wilkerson43

Inverted Pullups

Brody Koerner65

Towel Hang

Maleeke Gibson2:44

Towel Hang

Jake Long1:52

Shuttle Run

Mike Triller1:39

Shuttle Run

Brody Koerner1:41

Omaha Four-Lapper

Kevin Bradley13:03

Omaha Four-Lapper

Brody Koerner12:37

Sled Race

Matt Reed3:02

Sled Race

Zack Erwin2:56

Agility Course

Mike Triller2:35

Agility Course

Zack Erwin2:43

Team Standings

Rk	Team	Points
1.	Firth	3190
2.	Brittle	3088
3.	McGibbon	2520
4.	Moorefield	2439

HOW
BADLY
DO YOU
WANT IT?

CAREER MAJOR LEAGUE TIGER STATS

PRO TIGERS

BATTING

Player	Last Team	Years (Seasons)	G	AB	R	H	2B	3B	HR	RBI	BA
Jeff Baker	Braves	2005-12 (8)	543	1359	185	361	87	11	37	178	.266
Brian Barnes	Dodgers	1990-94 (5)	116	107	3	15	0	0	0	4	.140
Kris Benson	Orioles	1999,00,02-06 (7)	191	316	23	41	7	0	1	22	.130
Jerry Brooks	Marlins	1993,96 (2)	17	14	4	4	1	1	1	4	.286
Ty Cline	Reds	1960-71 (12)	892	1834	251	437	53	25	6	125	.238
Cad Coles	Packers	1914 (1)	78	194	17	49	7	3	1	25	.253
Tyler Colvin	Rockies	2009-12 (4)	357	1001	140	247	53	18	44	150	.247
John Curtis	Angels	1970-84 (15)	445	359	29	63	4	3	0	16	.175
Mark Davidson	Astros	1986-91 (6)	413	661	88	149	27	3	6	57	.225
Rusty Gerhardt	Padres	1974 (1)	23	6	0	1	0	0	0	0	.167
Khalil Greene	Cardinals	2003-09 (7)	736	2567	322	628	157	14	90	352	.245
Bert Heffernan	Mariners	1992 (1)	8	11	0	1	1	0	0	1	.091
Mike Holtz	Red Sox	1996-02,06 (8)	174	3	0	0	0	0	0	0	.000
Jimmy Key	Orioles	1984-98 (15)	437	2	0	0	0	0	0	0	.000
Billy Koch	Marlins	1999-04 (6)	65	2	0	0	0	0	0	0	.000
Brian Kowitz	Braves	1995 (1)	10	24	3	4	1	0	0	3	.167
Joe Landrum	Dodgers	1950,52 (2)	16	8	0	1	0	0	0	1	.125
Matthew LeCroy	Twins	2000-07 (8)	476	1388	146	361	68	1	60	218	.260
John McMakin	Dodgers	1902 (1)	4	11	3	2	0	0	0	0	.182
Norm McMillan	Cubs	1922-24,28,29 (5)	413	1356	157	353	74	16	6	147	.260
Billy McMillon	Athletics	1996,97,00,01,03,04 (6)	269	601	66	149	35	3	16	93	.248
Shane Monahan	Mariners	1998,99 (2)	78	226	20	53	8	1	4	28	.235
Billy O'Dell	Pirates	1954,56-67 (13)	530	528	43	66	6	0	2	19	.125
Flint Rhem	Cardinals	1924-28,30-36 (12)	294	610	43	88	11	0	3	48	.144
Bill Schroeder	Angels	1983-90 (8)	376	1262	153	303	49	1	61	152	.240
Kurt Seibert	Cubs	1979 (1)	7	2	2	0	0	0	0	0	.000
Danny Sheaffer	Cardinals	1987,89,93-97 (7)	389	946	87	219	38	5	13	110	.232
Vet Sitton	Indians	1909 (1)	14	13	0	2	1	0	0	0	.154
Bill Spiers	Astros	1989-01 (13)	1252	3408	477	922	158	35	37	388	.271
Tim Teufel	Padres	1983-93 (11)	1073	3112	415	789	185	12	86	379	.254
Denny Walling	Astros	1975-92 (18)	1271	2945	372	799	142	30	49	380	.271
Keith Williams	Giants	1996 (1)	9	20	0	5	0	0	0	0	.250
Scott Winchester	Reds	1997,98,00,01 (4)	35	26	0	3	0	0	0	1	.115

Note: **Bold** denotes 2012 Major Leaguer.

PITCHING

Player	Last Team	Years (Seasons)	W-L	Win %	App.	GS	IP	H	BB	SO	ERA
Brian Barnes	Dodgers	1990-94 (5)	14-22	.389	116	56	406.1	364	204	275	3.94
Kris Benson	Diamondbacks	1999,00,02-06,09,10 (9)	70-75	.483	206	200	1243.2	1292	441	806	4.42
Jason Berken	Cubs	2009-12 (4)	10-20	.333	110	28	248.2	320	91	163	5.36
Mike Brown	Mariners	1982-87 (6)	12-20	.375	61	42	253.2	324	102	115	5.75
John Curtis	Angels	1970-84 (15)	89-97	.478	438	199	1641.0	1695	669	825	3.96
Rusty Gerhardt	Padres	1974 (1)	2-1	.667	23	1	35.2	44	17	22	7.07
Mike Holtz	Red Sox	1996-02,06 (8)	16-19	.457	353	0	240.0	245	131	223	4.76
Steven Jackson	Pirates	2009,10 (2)	2-4	.333	51	0	54.1	55	28	28	4.31
Jimmy Key	Orioles	1984-98 (15)	186-117	.614	470	389	2591.2	2518	668	1538	3.51
Billy Koch	Marlins	1999-04 (6)	29-25	.537	379	0	407.1	379	191	357	3.89
Joe Landrum	Dodgers	1950,52 (2)	1-3	.250	16	5	44.2	58	11	22	5.64
John McMakin	Dodgers	1902 (1)	2-2	.500	4	4	32.0	34	11	6	3.09
Mike Milchin	Orioles	1996 (1)	3-1	.750	39	0	32.2	44	17	29	7.44
D.J. Mitchell	Yankees	2012 (1)	0-0	----	4	0	4.2	7	3	2	3.86
Daniel Moskos	Pirates	2011 (1)	1-1	.500	31	0	24.1	29	9	11	2.96
Ron Musselman	Blue Jays	1982,84,85 (3)	4-2	.667	48	4	89.1	95	40	47	3.73
Billy O'Dell	Pirates	1954,56-67 (13)	105-100	.512	479	199	1817.0	1697	556	1133	3.29
John Pawlowski	White Sox	1987,88 (2)	1-0	1.000	8	0	17.2	27	6	12	7.64
Chuck Porter	Brewers	1981-85 (5)	13-13	.500	54	34	237.0	278	54	136	4.14
Flint Rhem	Cardinals	1924-28,30-36 (12)	105-97	.520	294	229	1725.1	1958	529	534	4.20
Tony Sipp	Indians	2009-12 (4)	11-7	.611	248	0	220.1	167	111	225	3.68
Vet Sitton	Indians	1909 (1)	3-2	.600	14	5	50.0	50	16	16	2.88
Brian Snyder	Athletics	1985,89 (2)	1-2	.333	17	6	36.0	46	21	24	6.75
Harold Stowe	Yankees	1960 (1)	0-0	----	1	0	1.0	0	1	0	9.00
Ken Vining	White Sox	2001 (1)	0-0	----	8	0	6.2	15	7	3	17.55
Matt White	Nationals	2003,05 (2)	0-2	.000	7	1	9.2	17	8	3	16.76
Scott Winchester	Reds	1997,98,00,01 (4)	3-8	.273	38	17	116.1	149	35	55	5.42

Note: **Bold** denotes 2012 Major Leaguer.

MAJOR LEAGUE BESTS

Seasons		
Rk	Player	Years
1.	Denny Walling	1975-92
2.	John Curtis	1970-84
	Jimmy Key	1984-98
4.	Billy O'Dell	1954-67
	Bill Spiers	1989-01

Career Hits		
Rk	Player	Years (Seasons)
1.	Bill Spiers	1989-01 (13)
2.	Denny Walling	1975-92 (18)
3.	Tim Teufel	1983-93 (11)
4.	Khalil Greene	2003-09 (7)
5.	Ty Cline	1960-71 (12)

Career Wins		
Rk	Player	Years (Seasons)
1.	Jimmy Key	1984-98 (15)
2.	Flint Rhem	1924-28,30-36 (12)
	Billy O'Dell	1954-67 (14)
4.	John Curtis	1970-84 (15)
5.	Kris Benson	1999,00,02-06,09,10 (9)

Led League in Statistical Category				
Year	Player	Team (League)	Cat.	Stat
1926	Flint Rhem	Cardinals (NL)	Wins	20
1987	Jimmy Key	Blue Jays (AL)	ERA	2.76
	Jimmy Key	Blue Jays (AL)	Opp. BA	.221
	Jimmy Key	Blue Jays (AL)	Opp. OB %	.273
1993	Jimmy Key	Yankees (AL)	Win %	.750
1994	Jimmy Key	Yankees (AL)	Wins	17


All-Star Game Selections			
Year	Player	Pos.	Team (League)
1958	Billy O'Dell	LHP	Orioles (AL)
1959	Billy O'Dell	LHP	Orioles (AL)
1985	Jimmy Key	LHP	Blue Jays (AL)
1991	Jimmy Key	LHP	Blue Jays (AL)
1993	Jimmy Key	LHP	Yankees (AL)
1994	Jimmy Key	LHP	Yankees (AL)

World Series Participants			
Year	Player	Pos.	Team (League)
1922	Norm McMillan	3B	Yankees (AL)
1926	* Flint Rhem	RHP	Cardinals (NL)
1928	Flint Rhem	RHP	Cardinals (NL)
1929	Norm McMillan	3B	Cubs (NL)
1930	Flint Rhem	RHP	Cardinals (NL)
1931	* Flint Rhem	RHP	Cardinals (NL)
1962	Billy O'Dell	LHP	Giants (NL)
1970	Ty Cline	OF	Reds (NL)
1986	* Tim Teufel	2B	Mets (NL)
1987	* Mark Davidson	OF	Twins (AL)
1992	* Jimmy Key	LHP	Blue Jays (AL)
1996	* Jimmy Key	LHP	Yankees (AL)
2007	Jeff Baker	OF/INF	Rockies (NL)

* - World Series champion



**BILLY KOCH
PLAYED SIX
SEASONS IN
THE MAJOR
LEAGUES AND
TOTALED 357
STRIKEOUTS
AS A CLOSER.**





Jeff Baker
Atlanta Braves

Jeff Baker, who shares the Tiger career record for homers (59), made his Major League debut in 2005 with the Rockies and was with the Cubs in 2011. In 2012, he played with three different teams.

Baker finished his Tiger career with a .334 batting average along with 226 RBIs and a .626 slugging percentage. His 59 career homers are tied for fourth-most in ACC history, and his RBI total is second-most in Clemson history.

Baker was the starting shortstop for the Tigers' College World Series team in 2000 as a freshman, as he had a .313 batting average along with a team-best 11 homers and 64 RBIs. He was a freshman All-American by **Collegiate Baseball**. Baker was then named first-team All-American by **Baseball America** and **Collegiate Baseball** in 2001. His sophomore year also saw Baker earn First-Team All-ACC honors after leading the conference in homers (23) and RBIs (75).

As a junior on Clemson's 2002 College World Series team, Baker was named a first-team All-American by **Baseball America** and **NCBWA**. He hit .325 with 25 homers and 87 RBIs. His 25 long balls tied for second in the ACC, tied for the fifth-best mark in ACC history, and tied for the second-best mark in Clemson history. Baker was one of five finalists for the Golden Spikes Award and was a semifinalist for both the Dick Howser Trophy and Rotary Smith Award.

Baker made his Major League debut on April 4, 2005 an impressive one, as he went 2-for-5 with a homer, double, and two RBIs. He played 12 games for Colorado in 2005 and had a .211 batting average.

In 2006, he moved to right field and played 18 games. In 57 at-bats, he hit .368 with seven doubles, two triples, five homers, and 21 RBIs.

The 2007 season saw Baker play 85 games. He hit .222 with four homers and 12 RBIs for the National League Champions. Baker also delivered the game-winning, pinch-hit, RBI single to give the Rockies a 2-1 series-clinching win over the Phillies in the National League Division Series.



JEFF BAKER



JASON BERKEN

In 2008, he hit .268 with 55 runs, 22 doubles, 12 homers, and 48 RBIs in 104 games. In 2009, he played his first 12 games with the Rockies before he was acquired by the Cubs. Overall, he batted .288 with four homers and 24 RBIs in 81 games in 2009. In 2010, Baker batted .272 with four homers, 13 doubles, and 21 RBIs in 79 games. The 2011 season saw him hit .269 with three homers and 23 RBIs in 81 games.

During the 2012 campaign, Baker was traded to the Detroit Tigers, then he was traded to the Atlanta Braves late in the season.

In eight Major League seasons, Baker has played 543 games, totaling 87 doubles, 11 triples, 37 homers, and 178 RBIs along with a .266 batting average.

Baker's Major League Stats

Year	AVG	G	AB	R	H	2B	3B	HR	RBI	OB%	SB
2005	.211	12	38	6	8	4	0	1	4	.302	0-0
2006	.368	18	57	13	21	7	2	5	21	.379	2-2
2007	.222	85	144	17	32	2	2	4	12	.296	0-0
2008	.268	104	299	55	80	22	1	12	48	.322	4-4
2009	.288	81	226	27	65	15	2	4	24	.343	1-1
2010	.272	79	206	29	56	13	2	4	21	.326	1-1
2011	.269	81	201	20	54	12	1	3	23	.302	0-0
2012	.239	83	188	18	45	12	1	4	25	.279	4-5
Totals	.266	543	1359	185	361	87	11	37	178	.316	12-13



Jason Berken
Chicago Cubs

Jason Berken, the first member of Clemson's 2006 team to reach the Majors, made his Major League debut on May 26, 2009 as the starting pitcher for the Orioles against the Blue Jays. Berken pitched at Clemson during the 2003, 2004, and 2006 seasons.

He finished his career with an 18-6 record, 3.04 ERA, and 156 strikeouts in 186.2 innings pitched.

In 2003, Berken had a 4-2 record and a team-best 3.19 ERA in 19 appearances (eight starts). In 2004, he had a 5-1 record with a 2.53 ERA in 10 starts. During the season, he had a 30-inning streak of not allowing an earned run.

After missing the 2005 season due to injury, he tied for the team lead with nine wins and had a 3.22 ERA in 2006. He was also a Second-Team All-ACC pick.

After being drafted by the Orioles in the sixth round in 2006, Berken spent less than two years in the Orioles' minor-league system.

In 2009, he made 24 starts for the Orioles. In just his second start, he pitched 7.0 innings and allowed only one run. For the year, he was 6-12 with a 6.54 ERA in 24 starts.


In 2010, Berken moved to the bullpen and made 41 relief appearances. He was 3-3 with a 3.03 ERA and 45 strikeouts against 19 walks in 62.1 innings pitched. Berken made 40 appearances in 2011 and had a 5.36 ERA in 47.0 innings pitched.

Berken made 40 outings in 2011, then saw limited action with the Baltimore Orioles and Chicago Cubs in 2012.

In four Major League seasons, Berken is 10-20 with a 5.36 ERA in 248.2 innings pitched over 110 appearances (28 starts).

Berken's Major League Stats

Year	ERA	W-L	G-S	SV	IP	H	R	ER	BB	SO
2009	6.54	6-12	24-24	0	119.2	164	92	87	44	66
2010	3.03	3-3	41-0	0	62.1	64	24	21	19	45
2011	5.36	1-2	40-0	0	47.0	63	29	28	21	41
2012	5.49	0-3	5-4	0	19.2	29	21	12	7	11
Totals	5.36	10-20	110-28	0	248.2	320	166	148	91	163



Tyler Colvin
Colorado Rockies

Tyler Colvin, the #13 overall pick of the 2006 draft, made his Major League debut with the Cubs on September 21, 2009 and was the second member of the 2006 team to make his Major League debut in 2009.

In 2004 as a Tiger, Colvin hit .289 in 52 games (31 starts) and tied a school record with three doubles against Florida State. In 2005, Colvin hit .283 with a team-high 12 stolen bases in 65 starts. He received the Bob Bradley Award as Clemson's MVP of the South Carolina series.

Colvin had an outstanding 2006 season, leading Clemson to the College World Series. He batted .356 with 13 homers, 70 RBIs, and 23 steals in 69 starts. He was a first-team All-American by **Baseball America** and **NCBWA**. He was also the ACC Tournament MVP, as he led Clemson to its first ACC title since 1994.

In 2006, Colvin also had a 26-game hitting streak, the fourth-longest streak in school history, and hit the first walkoff grand slam in Clemson history in a thrilling super-regional win over Oral Roberts.





TYLER COLVIN

After spending four years (2006-09) in the Cubs' minor-league system, Colvin joined Chicago in Milwaukee and started his first game in 2009. He registered a hit in his first Major League at-bat and earned the play-of-the-day on MLB.com in his second game, as he made a catch to rob a home run in the ninth inning. In all, Colvin played six games (five starts) for the Cubs and hit .176 in 2009.

In 2010, he batted .254 with 20 homers, 18 doubles, five triples, 56 RBIs, and 60 runs in 135 games. Late in the season at Florida, he was impaled by a broken bat and missed the final week of the season. He still was among the 2010 National League leaders for homers by a rookie.

His 2011 season saw him hit .150 with eight doubles, three triples, six homers, and 20 RBIs in 80 games with the Cubs. After the 2011 season, Colvin was traded to the Colorado Rockies.

With the Rockies in 2012, he emerged as one of the team's best hitters. He batted .290 with 122 hits, 27 doubles, 10 triples, 18 homers, 72 RBIs, 62 runs, and seven stolen bases in 136 games.

In four Major League seasons, Colvin is batting .247 with 247 hits, 53 doubles, 18 triples, 44 homers, 150 RBIs, 140 runs, and 13 steals in 357 games.

Colvin's Major League Stats

Year	AVG	G	AB	R	H	2B	3B	HR	RBI	OB%	SB
2009	.176	6	17	1	3	0	0	0	2	.250	0-0
2010	.254	135	358	60	91	18	5	20	56	.316	6-7
2011	.150	80	206	17	31	8	3	6	20	.204	0-0
2012	.290	136	420	62	122	27	10	18	72	.327	7-10
Totals	.247	357	1001	140	247	53	18	44	150	.296	13-17



D.J. Mitchell New York Yankees

D.J. Mitchell came to Clemson as an outfielder, but later became the team's best pitcher and has gone on to play in the Major Leagues. Mitchell was a starting outfielder on Clemson's 2006 College World Series team, but his fastball quickly enabled him to become

a 10th round draft pick by the Yankees in 2008.

As a freshman in 2006, Mitchell batted .289 with eight steals in 51 games and 19 starts, as Clemson had a 16-3 record in those 19 games. He was also named to the All-ACC Tournament team after going 8-for-19 (.421) with five RBIs and five runs.


In 2007, he saw action on the mound for the first time in a Tiger uniform. He was 5-0 with a 3.27 ERA in 15 appearances (seven starts). He allowed just 16 walks and totaled 49 strikeouts, good for a 3.06 strikeout-to-walk ratio.

Mitchell earned First-Team All-ACC honors in 2008 and won the Stowe Award as the team's most valuable pitcher. He was 6-5 with a 3.47 ERA in 20 appearances (14 starts). He totaled 106 strikeouts, the most by a Tiger in 12 years, in 98.2 innings pitched.

After playing parts of five seasons in the Minor Leagues, Mitchell made his Major League debut with the New York Yankees on May 1, 2012 against Baltimore at Yankee Stadium. Mitchell did not allow a run in 1.0 innings pitched. He became the first former Tiger to pitch for the Yankees since Jimmy Key in 1996.

Mitchell's Major League Stats

Year	ERA	W-L	G-S	SV	IP	H	R	ER	BB	SO
2012	3.86	0-0	4-0	0	4.2	7	2	2	3	2




Tony Sipp Cleveland Indians


Tony Sipp transferred to Clemson from Mississippi Gulf Coast Community College and was a talented two-way player in his one season in a Tiger uniform in 2004. He came on late in the season to hit .280 and amassed a 2-2 record along with a 4.69

ERA in 22 appearances on the mound for the Tigers. Sipp also led the Tigers with 20 stolen bases and accumulated 26 walks against only 25 strikeouts in 211 at-bats at the plate.

In the 2004 ACC Tournament, the lefthander went 8-for-17 (.471) with six runs, four doubles, one triple, and five walks in four games. He also struck out six batters in 3.2 innings pitched on the mound.



D.J. MITCHELL



TONY SIPP

Sipp was named to the 2004 Athens (GA) Regional All-Tournament team. In the regional, he was 8-for-22 (.364) with three doubles, a triple, and six RBIs. He also pitched 7.1 innings in two outings and allowed no walks with 10 strikeouts.

Following the season, Sipp was drafted in the 45th round by the Indians. After spending almost five seasons in the Indians' minor-league system, he was called up to join Cleveland in April.

In 46 relief appearances, Sipp had a 2-0 record, 2.93 ERA, and 48 strikeouts in 40.0 innings pitched in 2009. He also yielded only 27 hits (.194 opponents' batting average).

In the 2010 season, Sipp had a 2-2 record, one save, and a 4.14 ERA in 63.0 innings pitched over a team-tying-high 70 appearances, all in relief. He also registered 69 strikeouts and allowed just 48 hits (.218 opponents' batting average).

Sipp continued his outstanding work out of the bullpen in 2011 with the Indians. In 69 relief appearances, he had a 6-3 record and 3.03 ERA while allowing just 45 hits in 62.1 innings pitched.

In 2012, Sipp made 63 relief appearances with the Indians. He had a 1-2 record, one save, and a 4.42 ERA while allowing just 47 hits with 51 strikeouts in 55.0 innings pitched. Later that December, Sipp was traded to the Arizona Diamondbacks.

In four Major League seasons, Sipp has a 11-7 record, two saves, and a 3.68 ERA in 220.1 innings pitched over 248 relief appearances. Sipp has also allowed only 167 hits (.212 opponents' batting average) and has totaled 225 strikeouts (9.19 strikeouts per nine innings pitched) in his career.

Sipp's Major League Stats

Year	ERA	W-L	G-S	SV	IP	H	R	ER	BB	SO
2009	2.92	2-0	46-0	0	40.0	27	16	13	25	48
2010	4.14	2-2	70-0	1	63.0	48	30	29	39	69
2011	3.03	6-3	69-0	0	62.1	45	22	21	24	57
2012	4.42	1-2	63-0	1	55.0	47	29	27	23	51
Totals	3.68	11-7	248-0	2	220.1	167	97	90	111	225

FORMER MAJOR LEAGUE TIGERS



Brian Barnes, LHP

Clemson (1986-89)
Montreal Expos (1990-93)
Cleveland Indians (1994)
Los Angeles Dodgers (1994)




Kris Benson, RHP

Clemson (1994-96)
Pittsburgh Pirates (1999,00,02-04)
New York Mets (2004,05)
Baltimore Orioles (2006)
Texas Rangers (2009)
Arizona Diamondbacks (2010)



Jerry Brooks, 3B

Clemson (1986-88)
Los Angeles Dodgers (1993)
Florida Marlins (1996)



**KHALIL GREENE
PLAYED SEVEN
SEASONS (2003-
09) IN THE MAJOR
LEAGUES, INCLUDING
SIX YEARS WITH THE
SAN DIEGO PADRES.**



Mike Brown, RHP

Clemson (1978-80)
Boston Red Sox (1982-86)
Seattle Mariners (1986,87)



Ty Cline, OF

Clemson (1959,60)
Cleveland Indians (1960-62)
Milwaukee/Atlanta Braves (1963-67)
Chicago Cubs (1966)
San Francisco Giants (1967,68)
Montreal Expos (1969,70)
Cincinnati Reds (1970,71)



Cad Coles, OF

Clemson (1908,09)
Kansas City Packers (1914)



John Curtis, LHP

Clemson (1968)
Boston Red Sox (1970-73)
Saint Louis Cardinals (1974-76)
San Francisco Giants (1977-79)
San Diego Padres (1980-82)
California Angels (1982-84)



Mark Davidson, OF

Clemson (1982)
Minnesota Twins (1986-88)
Houston Astros (1989-91)



Rusty Gerhardt, LHP

Clemson (1969-72)
San Diego Padres (1974)



Khalil Greene, SS

Clemson (1999-02)
San Diego Padres (2003-08)
Saint Louis Cardinals (2009)



Bert Heffernan, C

Clemson (1985-88)
Seattle Mariners (1992)



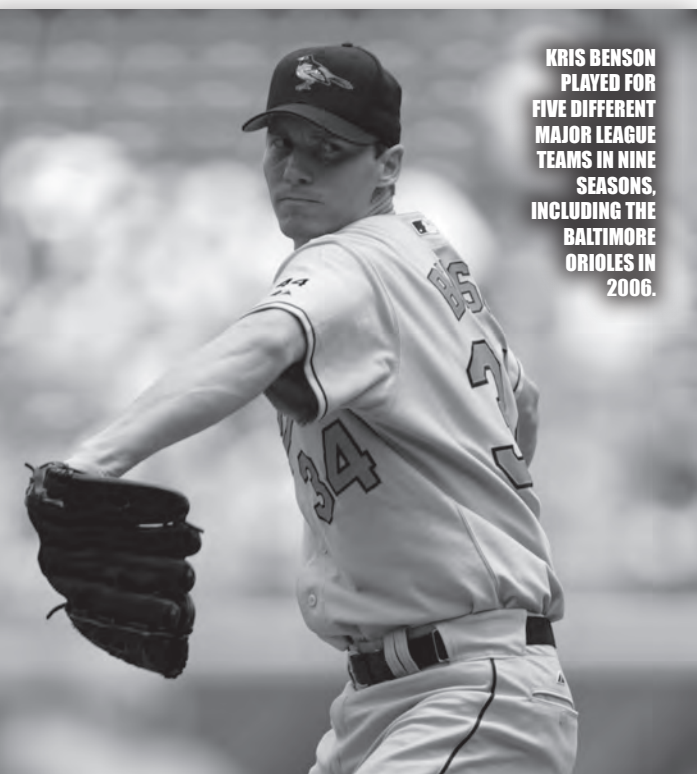
Mike Holtz, LHP

Clemson (1991-94)
Anaheim Angels (1996-01)
Oakland Athletics (2002)
San Diego Padres (2002)
Boston Red Sox (2006)



Steven Jackson, RHP

Clemson (2001-04)
Pittsburgh Pirates (2009,10)



**KRIS BENSON
PLAYED FOR
FIVE DIFFERENT
MAJOR LEAGUE
TEAMS IN NINE
SEASONS,
INCLUDING THE
BALTIMORE
ORIOLES IN
2006.**



Jimmy Key, LHP

Clemson (1980-82)
Toronto Blue Jays (1984-92)
New York Yankees (1993-96)
Baltimore Orioles (1997,98)



Billy Koch, RHP

Clemson (1994-96)
Toronto Blue Jays (1999-01)
Oakland Athletics (2002)
Chicago White Sox (2003,04)
Florida Marlins (2004)



Brian Kowitz, OF

Clemson (1988-90)
Atlanta Braves (1995)



Joe Landrum, RHP

Clemson (1946,47)
Brooklyn Dodgers (1950,52)



Matthew LeCroy, C/1B

Clemson (1995-97)
Minnesota Twins (2000-05,07)
Washington Nationals (2006)



John McMakin, LHP

Clemson (1900,01)
Brooklyn Dodgers (1902)



Norm McMillan, 3B

Clemson (1915-17)
New York Yankees (1922)
Boston Red Sox (1923)
Saint Louis Browns (1924)
Chicago Cubs (1928,29)




Billy McMillon, OF

Clemson (1991-93)
Florida Marlins (1996,97)
Philadelphia Phillies (1997)
Detroit Tigers (2000,01)
Oakland Athletics (2001,03,04)

FORMER MAJOR LEAGUE TIGERS

PRO TIGERS



Mike Milchin, LHP
Clemson (1986-89)
Minnesota Twins (1996)
Baltimore Orioles (1996)



Shane Monahan, OF
Clemson (1993-95)
Seattle Mariners (1998,99)



Daniel Moskos, LHP
Clemson (2005-07)
Pittsburgh Pirates (2011)



Ron Musselman, RHP
Clemson (1976,77)
Seattle Mariners (1982)
Toronto Blue Jays (1984,85)



Billy O'Dell, LHP
Clemson (1952-54)
Baltimore Orioles (1954,56-59)
San Francisco Giants (1960-64)
Milwaukee/Atlanta Braves (1965,66)
Pittsburgh Pirates (1966,67)



John Pawlowski, RHP
Clemson (1983-85)
Chicago White Sox (1987,88)



Chuck Porter, RHP
Clemson (1974-76)
Milwaukee Brewers (1981-85)



Flint Rhem, RHP
Clemson (1922-24)
Saint Louis Cardinals (1924-28,30-32,34,36)
Philadelphia Phillies (1932,33)
Boston Braves (1934,35)



Bill Schroeder, C
Clemson (1977-79)
Milwaukee Brewers (1983-88)
California Angels (1989,90)



Kurt Seibert, SS
Clemson (1974-76)
Chicago Cubs (1979)



Danny Sheaffer, C/INF/OF
Clemson (1980)
Boston Red Sox (1987)
Cleveland Indians (1989)
Colorado Rockies (1993,94)
Saint Louis Cardinals (1995-97)



Vet Sitton, RHP
Clemson (1904,05)
Cleveland Indians (1909)



Brian Synder, LHP
Clemson (1977-79)
Seattle Mariners (1985)
Oakland Athletics (1989)



Bill Spiers, INF
Clemson (1985-87)
Milwaukee Brewers (1989-94)
New York Mets (1995)
Houston Astros (1996-01)



Harold Stowe, LHP
Clemson (1957-59)
New York Yankees (1960)




Tim Teufel, INF
Clemson (1979,80)
Minnesota Twins (1983-85)
New York Mets (1986-91)
San Diego Padres (1991-93)



Ken Vining, LHP
Clemson (1994-96)
Chicago White Sox (2001)



Denny Walling, 1B/3B
Clemson (1975)
Oakland Athletics (1975,76)
Houston Astros (1977-88,92)
Saint Louis Cardinals (1988-90)
Texas Rangers (1991)




Matt White, LHP
Clemson (1996-98)
Toronto Blue Jays (2003)
Boston Red Sox (2003)
Seattle Mariners (2003)
Washington Nationals (2005)




Keith Williams, OF
Clemson (1991-93)
San Francisco Giants (1996)



Scott Winchester, RHP
Clemson (1993-95)
Cincinnati Reds (1997,98,00,01)




Year	Player, Pos.	Round	Organization
1954	Doug Kingsmore, OF	FA	Baltimore Orioles
	Billy O'Dell, P	FA	Baltimore Orioles
1958	Bud Spiers, SS	FA	Kansas City Athletics
1959	Larry Bagwell, 3B	FA	Washington Senators
	Doug Hoffman, OF	FA	Washington Senators
	Harold Stowe, P	FA	New York Yankees
1960	Ty Cline, OF	FA	Cleveland Indians
1962	Dave Olson, P	FA	New York Yankees
1963	Gene Harbeson, P	FA	San Francisco Giants
	Johnny Jones, OF	FA	Milwaukee Braves
	Elmo Lam, SS	FA	Philadelphia Phillies
1965	Tommy Chapman, P	9	Philadelphia Phillies
	Jack McCall, SS	*12	Baltimore Orioles
	Rusty Adkins, OF	*14	Houston Astros
1966	Charlie Watson, P	*#6	Kansas City Athletics
	Rusty Adkins, SS	*#7	Detroit Tigers
	Charlie Watson, P	*\$7	Cleveland Indians
	Jack McCall, SS	15	California Angels
	George Sutton, OF	*39	New York Mets
1967	Rusty Adkins, 2B	*\$7	Kansas City Athletics
	Charlie Watson, P	#7	Washington Senators
	Garry Helms, SS	12	Pittsburgh Pirates
	Eddie Barbary, C	FA	Pittsburgh Pirates
	Mike McCall, 3B	FA	Philadelphia Phillies
1968	John Curtis, P	\$1	Boston Red Sox
	Nelson Gibson, P	24	Seattle Pilots
	Bill James, P	FA	Cleveland Indians
1970	Don Russell, 3B	\$1	Houston Astros
1971	Johnny Severs, OF	\$4	New York Mets
1972	Craig White, OF	*6	California Angels
	Rusty Gerhardt, P	12	San Diego Padres
1973	Ken Bagwell, 2B	#3	Chicago White Sox
	Craig White, OF	12	New York Yankees
	Lindsay Graham, P	26	Texas Rangers
1974	Steve Cline, P	6	San Francisco Giants
	Richard Haynes, P	8	Houston Astros
	Lin Hamilton, C	10	San Diego Padres
1975	Denny Walling, OF	\$1	Oakland Athletics
1976	Kurt Seibert, SS	3	Chicago Cubs
	Chuck Porter, P	7	California Angels
	Bob Mahony, P	FA	Baltimore Orioles
1977	Dave Caldwell, OF	4	Baltimore Orioles
	Ron Musselman, P	5	Seattle Mariners
	Bill Foley, C	6	Milwaukee Brewers
	Billy Wingo, 2B	FA	Atlanta Braves
1978	Pete Peltz, 3B	9	Cleveland Indians
	Robert Bonnette, SS	*20	Cleveland Indians
1979	Mike Sullivan, P	1	Cincinnati Reds
	Tim Teufel, 2B	*\$3	Chicago White Sox
	Brian Snyder, P	7	Seattle Mariners




JIMMY KEY, WHO WAS A STANDOUT PITCHER AND DESIGNATED HITTER AT CLEMSON FROM 1980-82, WAS A THIRD-ROUND DRAFT PICK OF THE TORONTO BLUE JAYS IN 1982.

	Bill Schroeder, C	8	Milwaukee Brewers	Phillip Lowery, P	FA	Atlanta Braves
	Tony Masone, OF	10	Cincinnati Reds	1989 Mike Milchin, P	2	Saint Louis Cardinals
	Len Bradley, P	*10	Cleveland Indians	Brian Barnes, P	4	Montreal Expos
	David Buffamoyer, C	13	New York Yankees	Mike Couture, C	*12	California Angels
	Todd Freeman, 3B	FA	Milwaukee Brewers	Alan Botkin, P	23	Saint Louis Cardinals
	Pete Khoury, OF	FA	New York Yankees	Henry Threadgill, 2B	34	California Angels
1980	Robbie Allen, SS	\$1	Los Angeles Dodgers	Rusty Chappia, SS	38	Milwaukee Brewers
	Mike Brown, P	2	Boston Red Sox	1990 Tim Parker, P	3	Chicago Cubs
	Tim Teufel, 2B	2	Minnesota Twins	Brian Kowitz, OF	9	Atlanta Braves
	Robbie Allen, SS	*#4	Los Angeles Dodgers	Ron Frazier, P	12	New York Yankees
	Len Bradley, P	5	Chicago White Sox	Brian Fav, P	17	New York Yankees
	Neil Simons, OF	14	Houston Astros	David Tripp, P	*25	Oakland Athletics
	Billy Weems, OF	20	Houston Astros	Mike Couture, C	28	Milwaukee Brewers
	Bobby Kenyon, P	25	Los Angeles Dodgers	Tim Rigby, SS	FA	Cleveland Indians
1981	Danny Sheaffer, C	#1	Boston Red Sox	1991 Joe DeBerry, 1B	3	Cincinnati Reds
	Glenn Gallagher, OF	3	Toronto Blue Jays	Jim Crowley, 2B	11	Boston Red Sox
	Greg Guin, 1B	12	Saint Louis Cardinals	Todd Stefan, SS	FA	Chicago Cubs
1982	Jimmy Key, P	3	Toronto Blue Jays	1992 Scott Miller, P	3	Oakland Athletics
	Ricky Hester, OF	*\$4	Cleveland Indians	Jason Angel, P	5	Cincinnati Reds
	Mark Davidson, OF	11	Minnesota Twins	Paxton Briley, P	5	California Angels
	Jeff Gilbert, P	*32	San Francisco Giants	Ted Corbin, SS	21	Minnesota Twins
	Coe Brier, C	FA	Minnesota Twins	Kevin Northrup, OF	31	Montreal Expos
1983	Jeff Gilbert, P	10	Milwaukee Brewers	Aaron Jersild, P	43	Toronto Blue Jays
	Ricky Hester, SS	25	Texas Rangers	Mike Lockhart, C	FA	Cleveland Indians
	Scott Parrish, P	*26	Los Angeles Dodgers	1993 Keith Williams, OF	7	San Francisco Giants
1984	Brooks Shumake, 3B	5	Cincinnati Reds	Billy McMillon, OF	8	Florida Marlins
	Scott Powers, SS	17	Atlanta Braves	Chris Carter, C	30	Milwaukee Brewers
	Scott Parrish, P	21	Oakland Athletics	Chad Phillips, P	*41	Florida Marlins
	Tim Rice, P	22	Chicago Cubs	1994 Andy Taulbee, P	2	San Francisco Giants
1985	John Pawlowski, P	6	Chicago White Sox	Mike Hampton, 3B	4	Cincinnati Reds
	Jim McCollom, C	9	California Angels	Scott Winchester, P	*16	Detroit Tigers
	George Stone, P	18	Chicago White Sox	Mike Holtz, P	17	California Angels
	Tommy Smith, 1B	23	San Francisco Giants	1995 David Miller, 1B	1	Cleveland Indians
1987	Bill Spiers, SS	1	Milwaukee Brewers	Shane Monahan, OF	2	Seattle Mariners
	Bert Heffernan, C	*9	Texas Rangers	Seth Brizek, SS	8	Seattle Mariners
	Chuck Baldwin, 2B	11	Cleveland Indians	Mark Watson, P	*8	Florida Marlins
	Steve Baucom, 2B	25	Toronto Blue Jays	Jason Dawsey, P	10	Milwaukee Brewers
	Ray Williams, OF	FA	Seattle Mariners	Jeff Sauve, P	11	Boston Red Sox
1988	Bert Heffernan, C	9	Milwaukee Brewers	Scott Winchester, P	14	Cleveland Indians
	Jerry Brooks, 3B	12	Los Angeles Dodgers	1996 Kris Benson, P	1	Pittsburgh Pirates
	Mike Pomeranz, P	13	Minnesota Twins	Billy Koch, P	1	Toronto Blue Jays
	Brian Barnes, P	*25	Baltimore Orioles	David Shepard, P	3	Cincinnati Reds
	Randy Mazey, OF	28	Cleveland Indians	Ken Vining, P	4	San Francisco Giants
	Burke Fairey, OF	FA	Chicago Cubs	Brian Matz, P	9	Montreal Expos



DOUG HOFFMAN (1957-59) SIGNED AS A FREE AGENT WITH THE WASHINGTON SENATORS IN 1959.



RIGHTHANDER MIKE PARADIS WAS A FIRST-ROUND DRAFT PICK OF THE BALTIMORE ORIOLES IN 1999.

	Paul Galloway, 3B	14	San Francisco Giants
	Doug Livingston, 2B	17	Colorado Rockies
	Gary Burnham, OF	*40	Oakland Athletics
1997	Matthew LeCroy, C	^1	Minnesota Twins
	Gary Burnham, OF	22	Philadelphia Phillies
1998	Matt Padgett, OF	5	Florida Marlins
	Matt White, P	15	Cleveland Indians
	Scott Clackum, P	FA	Florida Marlins
1999	Mike Paradis, P	1	Baltimore Orioles
	Chris Heck, P	5	San Diego Padres
	Brian Adams, P	*11	San Diego Padres
	Doug Roper, SS/P	26	Toronto Blue Jays
	Ryan Mottl, P	*27	Texas Rangers
	Kurt Bultmann, 2B	34	Pittsburgh Pirates

FIRST-ROUND DRAFT PICKS

Year	Player	Pos.	Team
1968	John Curtis	LHP	Red Sox
1975	Denny Walling	OF	Athletics
1979	Mike Sullivan	RHP	Reds
1987	Bill Spiers	SS	Brewers
1995	David Miller	1B	Indians
1996	Kris Benson	RHP	Pirates
	Billy Koch	RHP	Blue Jays
1997	Matthew LeCroy	C	Twins
1999	Mike Paradis	RHP	Orioles
2002	Khalil Greene	SS	Padres
2004	Tyler Lumsden	LHP	White Sox
2006	Tyler Colvin	OF	Cubs
2007	Daniel Moskos	LHP	Pirates
2010	Kyle Parker	OF	Rockies
2012	Richie Shaffer	3B/1B	Rays

Highest Draft Picks

Year	Player	Pos.	Pick	Team
1996	Kris Benson	RHP	1	Pirates
1996	Billy Koch	RHP	4	Blue Jays
2007	Daniel Moskos	LHP	4	Pirates
1987	Bill Spiers	SS	13	Brewers
1999	Mike Paradis	RHP	13	Orioles
2002	Khalil Greene	SS	13	Padres
2006	Tyler Colvin	OF	13	Cubs
1979	Mike Sullivan	RHP	22	Reds
1995	David Miller	1B	23	Indians

Note: Major League players in **bold**.

2000	Patrick Boyd, OF	*4	Pittsburgh Pirates
	Ryan Mottl, P	6	Cincinnati Reds
	Scott Berney, P	18	Colorado Rockies
	Mike Calitri, INF	FA	Cincinnati Reds
	Justin Lombardi, P	FA	Florida Marlins
	Henri Stanley, OF	FA	Houston Astros
	Justin Singleton, OF/INF	FA	Toronto Blue Jays
2001	Josh Cram, P	4	San Francisco Giants
	Patrick Boyd, OF	7	Texas Rangers
	Khalil Greene, SS	*14	Chicago Cubs
	Steve Reba, P	*16	Oakland Athletics
	Nick Glaser, P	FA	Philadelphia Phillies
	Ryan Riley, 2B	FA	Tampa Bay Rays
2002	Khalil Greene, SS	1	San Diego Padres
	Michael Johnson, 1B	2	San Diego Padres
	Jeff Baker, 3B	4	Colorado Rockies
	B.J. LaMura, P	5	Chicago White Sox
	Matt Henrie, P	7	Arizona Diamondbacks
	Jarrod Schmidt, OF	21	Cincinnati Reds
	Steve Reba, P	24	Colorado Rockies
	Ryan Childs, P	33	Baltimore Orioles
	Thomas Boozler, P	FA	Independent League
2003	Steven Jackson, P	*32	Cleveland Indians
	Kyle Frank, OF	FA	New York Yankees
	Paul Harrelson, P	FA	Colorado Rockies
	Steve Pyzik, C	FA	Atlanta Braves
	David Slevin, 2B	FA	New York Yankees
2004	Tyler Lumsden, P	^1	Chicago White Sox
	Collin Mahoney, P/C	4	Detroit Tigers
	Lou Santangelo, C	4	Houston Astros
	Brad McCann, 3B	6	Florida Marlins
	Steven Jackson, P	10	Arizona Diamondbacks
	Patrick Hogan, P	14	Florida Marlins
	Garrick Evans, OF	*25	Kansas City Royals
	Zane Green, OF	44	Chicago Cubs
	Tony Sipp, OF/P	45	Cleveland Indians
	Russell Triplett, SS	FA	New York Mets
2005	Kris Harvey, DH/P	2	Florida Marlins
	Robert Rohrbaugh, P	7	Seattle Mariners
	Jeff Hahn, P	35	Detroit Tigers
	Adrian Casanova, C	*44	Detroit Tigers
	Drew Fiorenza, P	*45	Cleveland Indians
2006	Tyler Colvin, OF	1	Chicago Cubs
	Jason Berken, P	6	Baltimore Orioles
	Josh Cribb, P	8	Kansas City Royals
	Steve Richard, P	8	Seattle Mariners
	Andy D'Alessio, 1B	*10	Los Angeles Dodgers
	Stephen Farris, P	12	San Diego Padres
	Drew Fiorenza, P	15	Seattle Mariners
	Herman Demmink, 3B	28	Philadelphia Phillies
	Marquez Smith, INF	*35	Chicago Cubs
	Adrian Casanova, C	40	Detroit Tigers
2007	Daniel Moskos, P	1	Pittsburgh Pirates
	David Kopp, P	2	Saint Louis Cardinals
	Brad Chalk, OF	2	San Diego Padres
	Alan Farina, P	3	Toronto Blue Jays
	Stephen Clyne, P	3	New York Mets
	Marquez Smith, INF	8	Chicago Cubs
	Taylor Harbin, 2B/SS	8	Arizona Diamondbacks
	Doug Hogan, C	*16	Cleveland Indians
	Andy D'Alessio, 1B	19	San Francisco Giants
	P.J. Zocchi, P	36	Cleveland Indians
	Stan Widmann, SS	*39	Oakland Athletics
2008	D.J. Mitchell, P/OF	10	New York Yankees
	Doug Hogan, C	18	Texas Rangers
	Ryan Hinson, P	*31	Pittsburgh Pirates
2009	Ben Paulsen, 1B	3	Colorado Rockies
	Chris Dwyer, P	4	Kansas City Royals
	Ryan Hinson, P	10	San Diego Padres
	Graham Stoneburner, P	14	New York Yankees
	Trey Delk, P	29	Chicago White Sox
	Mike Freeman, INF	*36	Arizona Diamondbacks
	Matt Sanders, INF	41	Colorado Rockies
	Clinton McKinney, P	48	Colorado Rockies
	Addison Johnson, OF	*48	Oakland Athletics
2010	Kyle Parker, OF/1B	1	Colorado Rockies
	Mike Freeman, 2B	11	Arizona Diamondbacks
	John Hinson, INF	*13	Philadelphia Phillies
	Jeff Schaus, OF	*27	Cleveland Indians
	Casey Harman, P	29	Chicago Cubs
	John Nester, C/1B	39	Oakland Athletics
2011	Brad Miller, SS	2	Seattle Mariners
	Will Lamb, OF/P/1B	2	Texas Rangers
	John Hinson, 3B/2B	13	Houston Astros
	Jeff Schaus, OF	16	Los Angeles Dodgers
	Kevin Brady, P	*17	Cleveland Indians
	Joseph Moorefield, P	*26	Kansas City Royals
	Chris Epps, OF	45	Houston Astros
	Scott Weismann, P	46	Chicago Cubs
2012	Richie Shaffer, 3B/1B	1	Tampa Bay Rays
	Spencer Kieboom, C	5	Washington Nationals
	Kevin Brady, P	10	Philadelphia Phillies
	Dominic Leone, P	16	Seattle Mariners
	Jason Stolz, INF	17	Colorado Rockies
	Phil Pohl, C/1B/OF	28	Oakland Athletics
	Scott Firth, P	*32	Philadelphia Phillies
	David Haselden, P	FA	Chicago White Sox

* - did not sign; \$ - secondary phase; # - drafted in January; ^ - supplemental pick between first and second rounds; Note: No draft prior to 1965; Major League players in **bold**.



KYLE PARKER WAS A FIRST-ROUND DRAFT PICK OF THE COLORADO ROCKIES IN 2010.

TIGERS IN THE PROS IN 2012



Jeff Baker
INF • Braves
Majors • Atlanta, GA
Clemson (2000-02)



Jason Berken
RHP • Cubs
Majors • Chicago, IL
Clemson (2003,04,06)



Kevin Brady
RHP • Phillies
SS • Williamsport, PA
Clemson (2009-12)



Tyler Colvin
OF/1B • Rockies
Majors • Denver, CO
Clemson (2004-06)



Chris Dwyer
LHP • Royals
AAA • Omaha, NE
Clemson (2009)



Chris Epps
OF • Astros
A (Adv.) • Lancaster, CA
Clemson (2008-11)



Alan Farina
RHP • Blue Jays
A (Adv.) • Dunedin, FL
Clemson (2007)



Mike Freeman
2B • Diamondbacks
A (Adv.) • Visalia, CA
Clemson (2008-10)



Taylor Harbin
INF • Diamondbacks
AAA • Reno, NV
Clemson (2005-07)



Casey Harman
LHP • Cubs
AA • Kodak, TN
Clemson (2008-10)



Kris Harvey
RHP • Pirates
AA • Altoona, PA
Clemson (2003-05)



David Haselden
RHP • White Sox
R • Bristol, TN
Clemson (2009-12)



John Hinson
INF • Astros
A • Lexington, KY
Clemson (2008,10,11)



Ryan Hinson
LHP • Independent
Wichita, KS
Clemson (2006-09)



Spencer Kieboom
C • Nationals
SS • Auburn, NY
Clemson (2010-12)



David Kopp
RHP • Tigers
AA • Erie, PA
Clemson (2005-07)



Will Lamb
LHP • Rangers
A • Hickory, NC
Clemson (2009-11)



Dominic Leone
RHP • Mariners
SS • Everett, WA
Clemson (2010-12)



Brad Miller
INF • Mariners
AA • Jackson, TN
Clemson (2009-11)



D.J. Mitchell
RHP • Mariners
AAA • Tacoma, WA
Clemson (2006-08)



Daniel Moskos
LHP • White Sox
AAA • Charlotte, NC
Clemson (2005-07)



John Nester
C • Athletics
A • Beloit, WI
Clemson (2008-10)



Kyle Parker
OF • Rockies
A (Adv.) • Modesto, CA
Clemson (2008-10)



Ben Paulsen
1B • Rockies
AA • Tulsa, OK
Clemson (2007-09)



Phil Pohl
C • Athletics
R • Phoenix, AZ
Clemson (2009-12)



Richie Shaffer
INF • Rays
SS • Fishkill, NY
Clemson (2010-12)



Tony Sipp
LHP • Indians
Majors • Cleveland, OH
Clemson (2004)



Marquez Smith
3B • Red Sox
AA • Portland, ME
Clemson (2006,07)



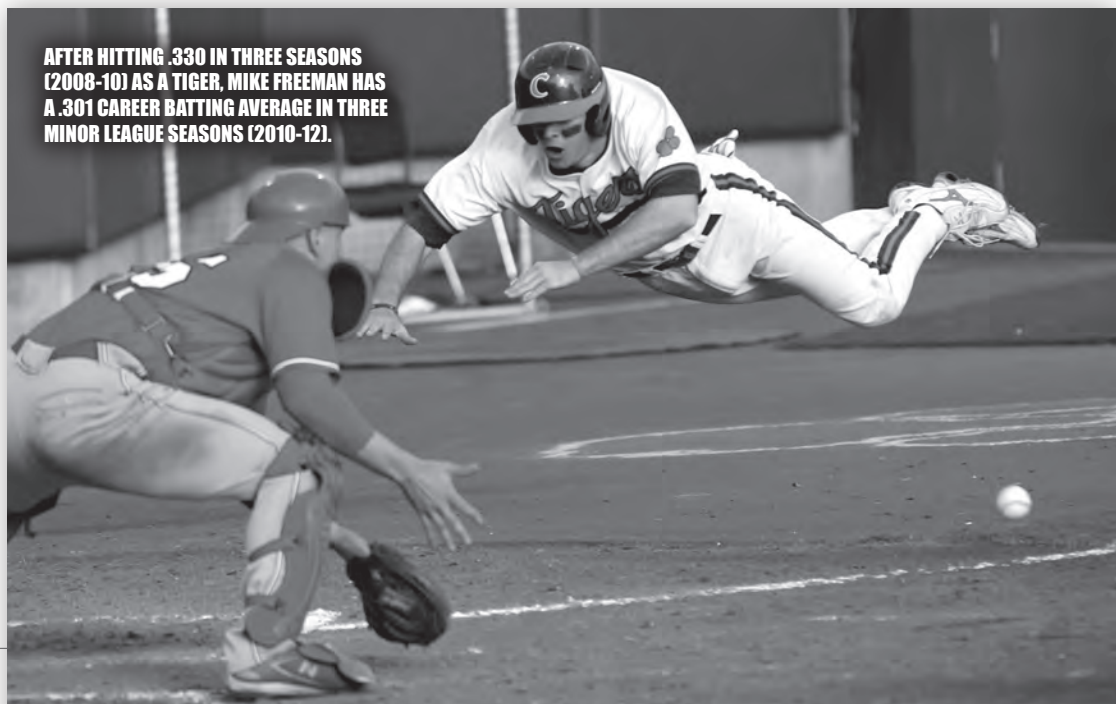
Jason Stolz
INF • Rockies
R • Grand Junction, CO
Clemson (2009-12)



Graham Stoneburner
RHP • Yankees
AA • Trenton, NJ
Clemson (2008,09)



Scott Weismann
RHP • Cubs
A (Adv.) • Daytona Beach, FL
Clemson (2009-11)



AFTER HITTING .330 IN THREE SEASONS (2008-10) AS A TIGER, MIKE FREEMAN HAS A .301 CAREER BATTING AVERAGE IN THREE MINOR LEAGUE SEASONS (2010-12).



HISTORY & RECORDS



JACK LEGGETT

IN 33 SEASONS AS A HEAD COACH, HE HAS MOVED INTO THE TOP 15 AMONG ALL-TIME WINNINGEST DIVISION I COACHES. HE ALSO HAS 847 WINS IN 19 SEASONS AT CLEMSON.

BATTING RECORDS

Games

Season:	*75 Seth Brizek, 1994
	*75 Mike Hampton, 1994
	*75 Shane Monahan, 1994
Career:	272 Khalil Greene, 1999-02

At-Bats

Game:	*9 Tony Masone at N.C. State, 4-6-1979
	*9 Bert Heffernan vs. Fordham, 5-26-1988
Season:	*330 Shane Monahan, 1994
Career:	*1,069 Khalil Greene, 1999-02

Hits

Inning:	*3 Robert Bonnette at N.C. State (9th), 4-6-1979
Game:	6 Joey Taylor vs. South Carolina, 5-8-1962
	6 Neil Simons vs. Georgia, 2-27-1980
	6 Greg Guin at Georgia, 4-8-1981
	6 Bob Paulling vs. Georgia Tech, 4-17-1983
	6 Bert Heffernan vs. Auburn, 3-25-1987
	6 Jerry Brooks vs. Charlotte, 2-24-1988
	6 Chad Phillips vs. Maryland, 3-15-1992
	6 Brad McCann vs. College of Charleston, 5-12-2004
	9 Bob Paulling vs. Georgia Tech (6) & Virginia (3), 4-17,20-1983

Consecutive:

Hitting Streak:	*41 Rusty Adkins, 1965-66
Season:	*137 Shane Monahan, 1994
Career:	*403 Khalil Greene, 1999-02

Doubles

Game:	3 Joey Taylor vs. South Carolina, 5-8-1962
	3 Pat Fitzsimmons vs. Wake Forest, 4-26-1975
	3 Dave Caldwell vs. Arizona State, 6-10-1977
	3 Tim Teufel vs. Western Carolina, 2-28-1980
	3 Bert Heffernan vs. Auburn, 3-25-1987
	3 Mike Couture at Coastal Carolina, 2-18-1989
	3 Mike Lockhart vs. Davidson, 4-3-1989
	3 Khalil Greene at Arkansas, 5-29-1999
	3 Khalil Greene at North Carolina, 4-1-2000
	3 Russell Triplett at Old Dominion, 3-20-2001
	3 Khalil Greene vs. South Carolina, 3-3-2002
	3 Tyler Colvin vs. Florida State, 5-3-2004
	3 Tyler Colvin at N.C. State, 4-24-2005
	3 Taylor Harbin vs. Miami (FL), 5-21-2005
	3 Marquez Smith vs. Florida State, 5-12-2006
	3 Richie Shaffer vs. Holy Cross, 3-7-2012
Season:	33 Khalil Greene, 2002
Career:	*^95 Khalil Greene, 1999-02

Triples

Game:	*2 by many
Season:	11 Bill Spiers, 1987
Career:	21 Shane Monahan, 1993-95

Home Runs

Inning:	*2 Brooks Shumake vs. Maryland (1st), 4-15-1982
	*2 Chuck Baldwin vs. Maryland (1st), 3-27-1986
	*2 Kyle Frank at Maryland (2nd), 4-20-2003
	*2 Wilson Boyd vs. Mercer (3rd), 2-24-2008
Game:	3 Ray Mathews vs. Furman, 5-1-1950
	3 Bill Barnett vs. Furman, 4-22-1953
	3 Jack McCall vs. Georgia Tech, 4-14-1964
	3 Denny Walling at Wake Forest, 4-19-1975
	3 Neil Simons at N.C. State, 4-7-1979
	3 Bob Paulling at Georgia, 4-6-1983
	3 Steve Baucom at Charlotte, 3-31-1987
	3 Chuck Baldwin at Maryland, 5-5-1987
	3 Shane Monahan at N.C. State, 4-11-1993
	3 Jeff Baker vs. Winthrop, 4-3-2002
	3 Taylor Harbin at N.C. State, 4-23-2005
	3 Kyle Parker at Wake Forest, 3-9-2008 ⁽²⁾
	3 John Hinson vs. South Carolina-Upstate, 4-21-2010
Season:	27 Khalil Greene, 2002
Career:	59 Jeff Baker, 2000-02
	59 Andy D'Alessio, 2004-07

Extra Base Hits

Game:	5 Joey Taylor vs. South Carolina, 5-8-1962 (3 2B, 2 HR)
Season:	61 Khalil Greene, 2002 (33 2B, 1 3B, 27 HR)
Career:	154 Khalil Greene, 1999-02 (95 2B, 7 3B, 52 HR)

RBIs

Game:	10 Ray Mathews vs. Furman, 5-1-1950
	10 Neil Simons at N.C. State, 4-7-1979
	10 Jerry Brooks vs. Charlotte, 2-24-1988
Season:	91 Khalil Greene, 2002
Career:	276 Khalil Greene, 1999-02

Batting Average

Season:	.485 Dude Buchanan, 1941 (33 H, 68 AB) (min. 50 AB)
	.470 Khalil Greene, 2002 (134 H, 285 AB) (min. 100 AB)
	.470 Khalil Greene, 2002 (134 H, 285 AB) (min. 150 AB)
Career:	.421 Denny Walling, 1975 (59 H, 140 AB) (min. 100 AB)
	.402 Dude Buchanan, 1939-41 (74 H, 184 AB) (min. 150 AB)
	.394 Shane Monahan, 1993-95 (337 H, 856 AB) (min. 500 AB & 700 AB)

Slugging Percentage

Season:	.877 Khalil Greene, 2002 (250 TB, 285 AB) (min. 50 AB, 100 AB, & 150 AB)
Career:	.807 Denny Walling, 1975 (113 TB, 140 AB) (min. 100 AB)
	.668 Tim Teufel, 1979,80 (244 TB, 365 AB) (min. 300 AB)
	.636 Michael Johnson, 2000-03 (509 TB, 800 AB) (min. 500 AB)

Total Bases

Game:	16 Taylor Harbin at N.C. State, 4-23-2005 (1 1B, 1 3B, 3 HR)
Season:	*250 Khalil Greene, 2002 (73 1B, 33 2B, 1 3B, 27 HR)
Career:	668 Khalil Greene, 1999-02 (249 1B, 95 2B, 7 3B, 52 HR)

Runs

Game:	*7 Dave Buffamoyer at N.C. State, 4-6-1979
Season:	97 Shane Monahan, 1994
Career:	285 Bert Heffernan, 1982-85

Stolen Bases

Game:	5 Fred Knoebel vs. Furman, 4-26-1950
	*5 Mike Couture vs. N.C. State, 5-6-1989
Season:	47 Henry Threadgill, 1989
	47 Kevin Northrup, 1992
Career:	85 Henry Threadgill, 1986-89
	85 Mike Couture, 1987-90

Sacrifice Bunts

Game:	2 by many
Season:	21 Brad Chalk, 2006
Career:	40 Brad Chalk, 2005-07

Sacrifice Flies

Game:	2 by many
Season:	11 Keith Williams, 1993
Career:	*20 Matthew LeCroy, 1995-97
	*20 Khalil Greene, 1999-02

Hit-By-Pitch

Game:	3 Khalil Greene vs. New York Tech, 3-30-2001
Season:	21 Khalil Greene, 2001
Career:	58 Khalil Greene, 1999-02

Walks

Game:	5 by many
Season:	64 Jason Harris, 1999
	64 Henri Stanley, 1999
Career:	207 Bert Heffernan, 1985-88

Walks Per At-Bat

Season:	1/2.93 Brian Ellis, 1998
Career:	1/3.85 Kurt Seibert, 1974-76

* - ACC record; ^ - NCAA record

HITTING STREAKS

Rk	Player	HS	Avg	AB	R	H	RBI	Streak Start	Streak End
1.	Rusty Adkins	41	.438	169	49	74	28	4-10-1965	to 5-17-1966
2.	Brian Kowitz	37	.430	142	45	61	43	5-27-1989	to 4-10-1990
3.	Khalil Greene	34	.519	135	48	70	48	4-16-2002	to 6-14-2002
4.	Tyler Colvin	26	.435	115	27	50	36	4-22-2006	to 6-16-2006
5.	Will Lamb	25	.379	95	16	36	17	3-27-2011	to ⁽¹⁾ 5-14-2011
6.	Chuck Baldwin	24	.436	101	31	44	30	4-17-1987	to 5-21-1987
	Doug Hogan	24	.394	99	14	39	25	5-11-2007	to 3-8-2008
8.	Mike Milchin	22	.371	89	14	33	19	4-17-1988	to 5-26-1988
	Tim Rigsby	22	.380	97	26	37	27	4-11-1990	to 5-19-1990
	Shane Monahan	22	.534	88	35	47	31	5-28-1994	to 3-19-1995
	Jerome Robinson	22	.425	80	17	34	23	3-8-1996	to 4-7-1996
	Matthew LeCroy	22	.420	81	19	34	26	5-25-1996	to 3-8-1997
	David Slevin	22	.371	97	16	36	20	4-20-2003	to 5-31-2003
	Brad McCann	22	.410	100	17	41	21	4-25-2003	to 2-28-2004
	Thomas Brittle	22	.381	105	23	40	27	4-3-2012	to 5-8-2012
16.	Jeff Miller	21	.353	85	21	30	19	5-9-1991	to 2-29-1992
17.	Jerry Brooks	20	.341	82	22	28	20	3-24-1988	to 5-19-1988
	Khalil Greene	20	.458	83	20	38	25	4-21-2000	to 5-26-2000
	Michael Johnson	20	.436	78	23	34	34	3-1-2002	to 3-30-2002
	Brad Miller	20	.410	83	25	34	22	5-11-2010	to 6-25-2010

THOMAS BRITTLE HAD A 22-GAME HITTING STREAK IN 2012, TIED FOR THE EIGHTH-LONGEST HITTING STREAK IN CLEMSON HISTORY.



Games		
Season:	33	Scott Winchester, 1995
	33	Nick Glaser, 2000
	33	Daniel Moskos, 2006
	33	Alex Frederick, 2010
Career:	98	Matt Additon, 1997-00

Starts		
Season:	19	Brian Barnes, 1988
	19	Brian Barnes, 1989
	19	Jason Dawsey, 1995
	19	Kris Benson, 1996
	19	Ryan Mottl, 2000
	19	Steve Reba, 2002
	19	Casey Harman, 2010
Career:	68	Ryan Mottl, 1997-00

Complete Games		
Season:	11	Chuck Porter, 1976
Career:	26	Rusty Gerhardt, 1969-72

Shutouts		
Season:	*4	Ron Musselman, 1976
	*4	Kris Benson, 1996
Career:	6	Ron Musselman, 1976,77

Wins		
Season:	*16	Brian Barnes, 1989
Consecutive:	15	Kris Benson, 1995,96
	12	Chuck Porter, 1976
	12	Ron Musselman, 1977
	12	Jason Angel, 1991
Career:	*44	Brian Barnes, 1986-89

Winning Percentage		
Season:	100.0	Chuck Porter, 1976 (12-0)
Career:	94.4	Mike Kimbrell, 1988-91 (17-1)

Innings Pitched		
Game:	*16.0	Chuck Porter vs. Virginia, 4-19-1974 ⁽¹⁾
Season:	156.0	Kris Benson, 1996
Career:	*475.1	Brian Barnes, 1986-89

ERA		
Season:	0.79	Billy O'Dell, 1954 (8 ER, 91.1 IP)
Career:	1.51	Billy O'Dell, 1952-54 (37 ER, 219.2 IP) (min. 100 IP)

Strikeouts		
Game:	21	Billy O'Dell vs. South Carolina, 4-4-1952
	20	Joe Hazle at The Citadel, 4-18-1947
	18	Billy O'Dell vs. Furman, 4-23-1952
	18	Brian Barnes vs. Appalachian State, 3-6-1988
	18	Brian Barnes vs. Old Dominion, 3-7-1989
	17	Harold Stowe vs. Florida, 6-9-1958
	17	Damon Vincent vs. Wake Forest, 5-14-1962
	17	Brian Barnes vs. South Carolina, 3-31-1989
	17	Brian Barnes vs. Wake Forest, 3-19-1989
	17	Kris Benson vs. Virginia Tech, 3-10-1996
Season:	*208	Brian Barnes, 1989
Career:	*513	Brian Barnes, 1986-89

Strikeouts Per Nine Innings Pitched		
Game:	21.0	Billy O'Dell vs. South Carolina, 4-4-1952
Season:	13.4	Billy O'Dell, 1953 (108 K, 72.1 IP) (min. 50 IP)
Career:	12.3	Billy O'Dell, 1952-54 (300 K, 219.2 IP) (min. 100 IP)

Strikeout-to-Walk Ratio		
Season:	7.56	Kris Benson, 1996 (204 K, 27 BB)
Career:	4.51	Kris Benson, 1994-96 (356 K, 79 BB)


Hits Per Nine Innings Pitched		
Season:	3.11	Billy O'Dell, 1953 (25 H, 72.1 IP)
Career:	5.29	Billy O'Dell, 1952-54 (129 H, 219.2 IP)

Walks Per Nine Innings Pitched		
Season:	1.17	Phillip Lowery, 1987 (7 BB, 53.2 IP)
Career:	1.71	Phillip Lowery, 1986-88 (32 BB, 168.2 IP)

Saves		
Season:	15	Nick Glaser, 2000
Career:	34	Scott Winchester, 1993-95

Batters Faced		
Season:	606	Kris Benson, 1996
Career:	2,052	Brian Barnes, 1986-89

* - ACC record



NO-HITTERS

Date	Pitcher(s)	Opponent	Score
4-15-1913	Doc Ezell	Erskine	5-0
4-29-1916	Elmer Long	Virginia Military	2-0
4-17-1924	Lefty Smith	South Carolina	6-0
3-29-1946	Joe Landrum	Erskine	6-0
5-8-1953	Billy O'Dell	South Carolina	2-0
5-6-1967	Nelson Gibson	Georgia Tech	3-0
	Charlie Watson		
4-17-1971	Dave Van Volkenburg	# Florida State	11-0
3-16-1973	Lindsay Graham	^ Maryland	3-0
4-17-1976	Ron Musselman	Virginia	9-0
3-17-1977	Brian Snyder	North Carolina-Wilmington	8-0
3-10-1980	Mike Brown	*# North Carolina-Wilmington	2-0
3-5-1982	Jeff Gilbert	Western Carolina	5-0
3-6-1984	Scott Parrish	# The Citadel ⁽²⁾	6-0
3-18-2009	Justin Sarratt	South Carolina-Upstate	14-0
	Scott Weismann		
	Kyle Deese		
	Tomas Cruz		
	Matt Vaughn		

* - perfect game; # - seven-inning game; ^ - eight-inning game

DAVE VAN VOLKENBURG PITCHED A SEVEN-INNING NO-HITTER IN THE FIRST GAME OF A DOUBLEHEADER AGAINST FLORIDA STATE ON APRIL 17, 1971.

YEARLY BATTING & FIELDING STATS

Year	W-L-T	G	AB	R	H	2B	3B	HR	TB	RBI	SH	SF	HP	SB	BB	SO	BA	Slg%	PO	A	E	DP	Fld %	
1939	10-7	17	539	85	140	20	7	8	198	52	---	---	---	18	---	---	.259	.367	445	185	45	9	.933	
1940	11-2-2	15	499	141	139	14	13	5	194	---	---	---	---	16	---	---	.279	.389	401	177	56	8	.912	
1941	10-6	16	598	139	173	27	8	16	264	107	---	---	---	21	---	---	.289	.441	417	180	45	11	.930	
1942	8-8	16	611	130	190	21	7	9	252	---	---	---	---	31	71	62	.311	.412	439	157	63	11	.904	
1943	12-3	15	512	168	168	22	11	14	254	---	---	---	---	50	---	---	.328	.496	397	165	46	8	.924	
1944											----- No Team -----													
1945	7-5	12	402	81	83	9	3	4	110	---	---	---	---	15	61	67	.206	.274	295	127	38	4	.917	
1946	12-5	17	639	125	166	23	9	5	222	85	---	---	---	15	79	90	.260	.347	476	235	65	5	.916	
1947	24-5	29	975	244	252	48	11	15	367	157	---	---	---	40	155	123	.258	.376	---	---	78	---	---	
1948	14-12-1	27	968	148	241	33	9	20	352	114	---	---	---	51	72	144	.249	.364	---	---	79	---	---	
1949	11-12	23	895	180	276	47	13	27	430	155	---	---	---	24	---	---	.308	.480	---	---	65	---	---	
1950	20-11	31	1162	277	340	45	13	32	507	235	---	---	---	92	---	---	.293	.436	---	---	83	---	---	
1951	16-6	22	758	177	215	33	9	15	311	116	---	---	---	75	98	60	.284	.410	---	---	57	---	---	
1952	10-12	22	669	145	191	37	5	16	286	133	2	---	---	8	92	83	.286	.428	---	---	75	---	---	
1953	11-6	17	583	111	153	30	6	13	234	94	10	---	6	15	56	98	.263	.401	440	161	57	5	.913	
1954	14-10	24	824	155	210	23	12	25	332	130	14	---	10	38	126	121	.255	.403	624	231	66	13	.928	
1955	7-11	18	627	100	176	28	6	13	255	80	5	---	8	9	75	101	.281	.407	464	189	66	10	.908	
1956	4-14	18	625	104	152	13	8	19	238	93	11	---	---	8	---	---	.243	.381	478	178	68	7	.897	
1957	6-12	18	602	70	131	15	5	5	173	57	3	1	---	5	68	109	.216	.287	465	183	48	---	.931	
1958	22-8	30	1057	211	289	47	10	13	395	181	18	12	---	18	133	170	.273	.374	795	313	71	18	.940	
1959	24-8	32	1107	223	302	38	22	17	435	184	12	15	12	45	191	173	.273	.393	860	308	70	21	.940	
1960	11-10-1	22	786	152	228	32	15	20	350	132	6	11	14	23	111	107	.290	.445	583	262	55	28	.939	
1961	12-11	23	793	182	230	40	8	16	334	161	4	14	17	11	154	154	.290	.421	577	245	50	17	.943	
1962	17-8	25	905	215	282	42	7	49	458	182	6	7	8	21	130	141	.313	.508	645	321	43	29	.957	
1963	15-11	26	953	185	269	34	14	22	397	160	8	9	8	27	140	143	.282	.417	694	271	57	29	.944	
1964	13-13	26	903	174	251	34	15	26	393	151	6	11	15	13	126	170	.278	.435	692	306	48	12	.954	
1965	18-10-2	30	1028	190	298	51	16	26	459	166	8	15	9	24	122	166	.289	.446	771	295	62	22	.945	
1966	20-7-2	29	1048	264	336	49	18	35	526	230	2	15	13	36	159	169	.321	.502	764	309	47	30	.958	
1967	29-9	38	1269	206	335	55	17	20	484	178	7	14	14	42	168	224	.264	.381	1005	387	55	35	.962	
1968	27-14	41	1243	189	291	39	15	21	423	158	7	8	24	24	169	255	.234	.340	976	433	76	33	.949	
1969	27-17-2	46	1495	332	427	60	25	43	666	275	8	17	11	44	256	277	.286	.455	1104	428	90	43	.945	
1970	32-16	48	1447	243	364	54	31	21	543	197	22	16	28	47	214	251	.252	.371	1145	456	81	29	.952	
1971	27-14	41	1357	199	343	52	20	18	489	168	11	11	15	30	201	275	.253	.360	1068	399	84	21	.946	
1972	19-14	33	1079	161	282	42	14	17	403	140	15	5	21	19	141	214	.261	.374	827	346	55	20	.955	
1973	24-16	40	1254	200	325	46	14	29	486	180	12	11	15	20	160	175	.259	.388	987	397	68	31	.953	
1974	23-15	38	1355	254	393	72	16	26	575	228	10	18	18	31	203	163	.290	.424	1018	480	87	45	.945	
1975	33-10	43	1422	306	405	75	14	32	604	257	6	21	16	88	226	209	.285	.425	1095	417	61	32	.961	
1976	36-15	51	1802	327	496	79	28	39	748	288	16	27	32	50	267	240	.275	.415	1394	602	68	68	.967	
1977	42-10	52	1776	403	548	99	22	43	820	345	20	24	15	75	307	222	.309	.462	1340	583	66	60	.967	
1978	39-14	53	1699	378	504	93	23	43	772	320	29	12	10	143	294	217	.297	.454	1300	561	84	30	.957	
1979	40-15	55	1906	457	586	104	20	82	976	412	20	22	11	102	293	233	.307	.512	1415	552	104	31	.950	
1980	38-21	59	1996	384	581	104	19	46	861	348	13	17	23	117	287	196	.291	.431	1540	688	106	49	.955	
1981	34-24	58	2098	405	601	129	18	57	937	365	11	28	12	73	290	325	.287	.447	1550	701	107	48	.955	
1982	37-22	59	2133	482	637	129	18	64	994	415	5	22	16	103	334	302	.299	.466	1559	730	101	54	.958	
1983	30-20-1	51	1756	331	505	88	14	44	753	294	11	17	17	92	243	294	.288	.429	1320	613	85	53	.958	
1984	38-17	55	1856	384	539	86	20	48	809	342	15	26	21	78	297	331	.290	.436	1425	673	90	61	.959	
1985	36-30-1	67	2333	469	719	131	25	77	1131	418	15	39	45	114	298	369	.308	.485	1704	777	135	60	.948	
1986	42-21	63	2384	550	771	146	39	80	1235	490	4	32	19	129	323	301	.323	.518	1696	780	113	70	.956	
1987	54-14-1	69	2408	580	770	140	33	66	1174	516	6	38	29	123	318	337	.320	.488	1769	787	96	74	.964	
1988	54-14	68	2398	564	757	160	24	82	1208	477	3	37	41	188	304	325	.316	.504	1795	742	98	65	.963	
1989	50-20	70	2406	503	679	143	26	57	1046	453	14	38	41	163	397	446	.282	.435	1875	702	109	59	.959	
1990	43-23	66	2287	524	696	120	27	75	1095	459	16	37	42	119	310	379	.304	.479	1709	697	99	46	.960	
1991	60 -10	70	2562	698	874	189	33	111	1462	622	23	46	40	94	382	455	.341	.571	1847	790	117	61	.958	
1992	50-14	64	2240	481	687	135	27	35	981	411	27	27	38	131	303	307	.307	.438	1701	717	89	56	.964	
1993	45-20	65	2302	482	719	143	29	54	1082	419	20	41	49	71	258	355	.312	.470	1723	713	113	58	.956	
1994	57-18	75	2639	514	774	145	27	48	1117	441	28	40	67	115	386	394	.293	.423	2067	818	117	60	.961	
1995	54-14	68	2419	570	767	143	31	75	1197	481	35	31	57	88	344	405	.317	.495	1830	751	96	81	.964	
1996	51-17	68	2320	473	682	145	17	64	1050	427	36	37	54	63	364	452	.294	.453	1847	748	95	51	.965	
1997	41-23	64	2310	565	725	141	11	95	1173	509	18	28	59	51	369	426	.314	.508	1705	697	100	56	.960	
1998	43-16	59	2102	529	686	133	16	64	1043	473	36	30	36	82	388	407	.326	.496	1589	703	83	41	.965	
1999	42-27	69	2436	612	746	169	11	72	1153	550	36	31	47	121	463	507	.306	.473	1843	778	100	75	.963	
2000	51-18	69	2387	516	725	141	28	37	1033	458	47	26	65	112	319	432	.304	.433	1852	801	86	62	.969	
2001	41-22	63	2276	486	694	138	11	85	1109	439	38	28	69	97	239	379	.305	.487	1691	719	79	55	.968	
2002	54-17	71	2535	581	821	157	18	112	1350	522	26	23	67	91	322	447	.324	.533	1907	826	82	78	.971	
2003	39-22	61	2178	408	672																			

YEARLY PITCHING STATS

RECORDS

Year	W-L	Saves	CG	SHO	IP	H	H/9 IP	R	ER	ERA	SO	SO/9 IP	BB	SO/BB
1953	11-6	---	7	3	149.0	93	5.62	79	39	2.36	159	9.60	77	2.06
1954	14-10	---	14	3	207.0	183	7.96	112	67	2.91	178	7.96	83	2.14
1955	7-11	---	9	0	160.0	---	---	---	---	---	113	6.62	75	1.51
1956	4-14	---	8	0	163.0	182	10.05	94	94	5.20	97	5.36	113	0.86
1957	6-12	---	9	1	155.0	157	9.12	91	75	4.35	91	5.28	58	1.57
1958	22-8	---	13	0	265.0	255	8.66	146	109	3.69	223	7.57	130	1.72
1959	24-8	---	9	3	286.2	195	6.12	111	76	2.39	276	8.67	122	2.26
1960	11-10-1	---	4	2	194.0	196	9.14	118	85	3.94	116	5.38	84	1.38
1961	12-11	---	10	1	192.1	187	8.76	134	100	4.68	129	6.04	126	1.02
1962	17-8	---	10	1	215.0	220	9.21	143	111	4.65	140	5.86	123	1.14
1963	15-9	---	5	0	231.1	226	8.79	161	113	4.40	181	7.04	138	1.31
1964	13-13	---	11	1	230.2	222	8.66	144	98	3.82	159	6.20	109	1.46
1965	18-10-2	---	11	4	257.0	220	7.70	125	88	3.08	238	8.33	131	1.82
1966	20-7-2	---	5	2	254.2	216	7.63	142	107	3.78	203	7.17	157	1.29
1967	29-9	---	8	7	335.0	244	6.56	103	78	2.16	268	7.20	135	1.99
1968	27-14	---	15	6	325.1	258	6.34	140	89	2.46	238	6.58	131	1.82
1969	27-12-2	---	14	2	368.0	332	8.12	232	176	4.30	293	7.17	227	1.29
1970	36-12	---	17	5	381.2	297	7.00	161	120	2.83	288	6.79	197	1.46
1971	27-14	---	12	4	356.0	295	7.46	154	117	2.96	307	7.76	142	2.16
1972	19-14	---	12	8	275.2	230	7.51	114	89	2.91	184	6.00	126	1.46
1973	24-16	8	8	6	329.0	262	7.17	167	126	3.45	242	6.62	168	1.44
1974	23-15	4	12	5	339.1	293	7.77	156	111	2.94	183	4.85	166	1.10
1975	33-10	13	14	4	365.0	277	6.83	133	100	2.47	253	6.24	183	1.38
1976	36-15	9	27	7	464.2	401	7.77	213	163	3.16	303	5.87	177	1.71
1977	42-10	13	19	11	446.2	409	8.24	209	166	3.34	309	6.23	210	1.47
1978	39-14	10	20	5	433.1	405	8.41	215	166	3.45	307	6.38	166	1.85
1979	40-15	10	14	5	471.2	437	8.34	255	184	3.51	353	6.74	203	1.74
1980	38-21	12	15	9	513.1	442	7.75	254	197	3.45	340	5.96	219	1.55
1981	34-24	9	15	4	516.2	537	9.35	328	265	4.62	255	4.44	237	1.08
1982	37-22	10	16	5	519.2	530	9.18	281	220	3.81	284	4.92	219	1.30
1983	30-20-1	11	4	5	440.0	387	7.92	223	170	3.48	251	5.13	221	1.14
1984	38-17	9	14	6	475.0	418	7.92	209	158	2.99	289	5.48	192	1.51
1985	36-30-1	10	18	4	567.2	639	10.13	426	329	5.18	337	5.34	317	1.06
1986	42-21	12	6	1	565.1	568	9.04	374	300	4.78	299	4.76	317	0.94
1987	54-14-1	16	17	6	589.2	570	8.67	315	248	3.79	399	6.09	290	1.38
1988	54-14	19	12	3	598.1	545	8.20	307	246	3.70	489	7.36	261	1.87
1989	50-20	17	12	6	625.0	531	7.65	293	224	3.22	626	9.01	297	2.11
1990	43-23	10	11	4	569.0	537	8.49	320	260	4.11	480	7.59	267	1.80
1991	60-10	12	9	4	615.2	577	8.43	313	251	3.67	480	7.01	262	1.83
1992	50-14	14	6	8	567.1	484	7.68	222	180	2.86	463	7.34	221	2.10
1993	45-20	15	4	1	574.1	603	9.45	332	265	4.15	450	7.05	223	2.02
1994	57-18	18	3	3	689.0	649	8.48	346	265	3.46	626	8.18	249	2.51
1995	54-14	17	4	8	610.0	504	7.43	287	219	3.23	591	8.72	242	2.44
1996	51-17	10	12	10	615.2	494	7.22	254	207	3.03	663	9.69	210	3.16
1997	41-23	12	5	1	568.1	701	11.10	475	401	6.35	474	7.51	295	1.61
1998	43-16	12	2	3	531.0	501	8.49	302	252	4.27	465	7.88	222	2.09
1999	42-27	9	1	1	614.1	726	10.64	480	397	5.82	538	7.88	318	1.69
2000	51-18	21	3	6	617.1	618	9.01	323	274	3.99	438	6.39	257	1.70
2001	41-22	10	3	5	563.2	584	9.34	319	259	4.14	482	7.71	212	2.27
2002	54-17	26	1	4	635.2	652	9.23	350	296	4.19	520	7.36	236	2.20
2003	39-22	11	1	5	542.0	567	9.42	325	255	4.23	410	6.81	210	1.95
2004	39-26	15	1	3	580.1	592	9.18	330	283	4.39	525	8.14	221	2.38
2005	43-23	9	6	4	587.2	608	9.31	298	257	3.94	500	7.66	223	2.24
2006	53-16	17	2	6	615.0	558	8.17	277	223	3.26	550	8.05	211	2.61
2007	41-23	12	1	4	572.1	575	9.04	292	237	3.73	525	8.26	229	2.29
2008	31-27-1	12	2	2	518.1	593	10.30	341	274	4.76	441	7.66	178	2.48
2009	44-22	13	1	4	594.1	569	8.62	279	243	3.68	548	8.30	203	2.70
2010	45-25	14	1	2	626.0	684	9.83	385	326	4.69	486	6.99	230	2.11
2011	43-20	16	1	7	558.1	496	8.00	247	206	3.32	486	7.83	183	2.66
2012	35-28	13	0	1	575.1	588	9.20	289	249	3.90	460	7.20	248	1.85

Note: Bolded figures denote Clemson single-season high.

UNDER THE TUTELAGE OF PITCHING COACH KEVIN O'SULLIVAN, CLEMSON HAD A 3.26 ERA AND 2.61 STRIKEOUT-TO-WALK RATIO DURING ITS 2006 COLLEGE WORLD SERIES SEASON.

Batting

At-Bats

Inning:	*22	vs. N.C. State, 4-6-1979 (9th)
Game:	*73	vs. Fordham, 5-26-1988
Both Teams:	135	vs. Fordham, 5-26-1988 (CU 70, Fordham 65)
	125	vs. Georgia Southern, 4-21-1996 (Georgia Southern 64, CU 61)
Season:	*2,639	1994

Hits

Inning:	12	at N.C. State, 4-6-1979 (9th)
	12	vs. Maryland, 3-21-1998 (3rd)
Game:	29	vs. Auburn, 5-8-1982
Both Teams:	48	vs. Auburn, 5-8-1982 (CU 29, Auburn 19)
Season:	*874	1991

Doubles

Game:	10	vs. Coastal Carolina, 2-18-1989
Both Teams:	12	vs. Auburn, 5-8-1982 (CU 7, Auburn 5)
Season:	*189	1991

Triples

Game:	*5	vs. Duke, 4-6-1986
Both Teams:	*7	vs. Howard, 4-8-1978 (CU 4, Howard 3)
Season:	*39	1986

Home Runs

Inning:	*5	vs. South Carolina, 5-8-1962 (6th)
Game:	8	vs. South Carolina, 5-8-1962
Both Teams:	11	vs. South Carolina, 5-8-1962 (CU 8, South Carolina 3)
Season:	112	2002

RBIs

Game:	*37	at N.C. State, 4-6-1979
Both Teams:	*52	vs. South Carolina, 4-23-1997 (South Carolina 36, CU 16)
Season:	*622	1991

Batting Average

Game:	.523	vs. Georgia Southern, 3-12-2002 (23-for-44)
	.523	vs. Davidson, 5-17-2011 (23-for-44)
Season:	.341	1991 (874-for-2562)

WINNING STREAKS

Rk	WS	First Opponent	Score	Date	Ended By	Score	Date
1.	26	Columbus ⁽¹⁾	12-2	2-26-1977	South Carolina	1-2	3-28-1977
2.	25	Texas-Arlington	18-0	2-18-1995	South Carolina	2-4	3-28-1995
3.	21	Ohio State ⁽²⁾	4-3	3-26-1988	South Carolina	7-11	4-23-1988
4.	17	Eastern Kentucky ⁽¹⁾	7-0	2-16-1992	Maryland	9-10	3-15-1992
	17	Boston College ⁽²⁾	4-1	4-22-2006	+ Georgia Tech ⁽¹⁾	7-8	5-27-2006
6.	15	Charlotte	23-6	2-24-1988	% Brigham Young	2-9	3-15-1992
	15	Maine	7-3	2-23-1996	Duke ⁽¹⁾	4-7	3-16-1996
8.	14	Seton Hall	7-5	3-28-1989	Maryland ⁽¹⁾	4-5	4-16-1989
	14	Winthrop	5-4	3-4-2003	Western Carolina	5-9	3-25-2003
10.	13	Tennessee	6-3	5-9-1991	! Creighton	4-8	6-1-1991
	13	Auburn	7-4	2-22-2002	South Alabama	4-6	3-16-2002
	13	South Alabama	11-3	3-17-2002	N.C. State	0-3	4-6-2002

+ - Jacksonville, FL; % - Fresno, CA; ! - Omaha, NE

Total Bases

Game:	56	vs. South Carolina, 5-8-1962 (12 1B, 6 2B, 8 HR)
Both Teams:	*94	vs. South Carolina, 5-8-1962 (22 1B, 11 2B, 23B, 11 HR)
Season:	*1,462	1991

Runs

Inning:	*19	vs. Maryland, 3-21-1998 (3rd)
Game:	*41	at N.C. State, 4-6-1979
Both Teams:	*54	vs. South Carolina, 4-23-1997 (South Carolina 38, CU 16)
Season:	*698	1991

Highest Run Margin

Game:	+32	at N.C. State, 4-6-1979 (41-9)
Season:	+385	1991 (698-313)
Per Game:	+5.5	1991

Lowest Run Margin

Game:	-23	at Georgia, 4-4-1939 (4-27)
Season:	-70	1956 (102-172)
Per Game:	-3.5	1956

Stolen Bases

Game:	12	vs. The Citadel, 4-21-1950
Season:	*188	1988
Per Game:	*2.8	1978

Pitching

Innings Pitched

Game:	19.0	vs. Fordham, 5-26-1988
Season:	*689.0	1994

Hits Allowed

Game:	0	vs. many
Season:	93	1953
Per 9 IP:	5.62	1953 (93 H, 149.0 IP)

Runs Allowed

Game:	0	vs. many
Season:	79	1953
Per Game:	2.71	1967

Earned Runs Allowed

Game:	0	vs. many
Season:	39	1953
Per Game:	2.05	1967

Strikeouts

Game:	21	vs. South Carolina, 4-4-1952
Season:	663	1996
Per 9 IP:	9.69	1996

Walks Allowed

Game:	0	vs. many
Season:	58	1957
Per 9 IP:	2.95	2011

Fielding

Errors

Game:	12	vs. Georgia, 4-6-1946
Both Teams:	18	vs. Georgia, 4-6-1946
Season:	135	1985

Fielding Percentage

Game:	1.000	vs. many
Season:	.973	2012 (66 errors, 2,475 chances)

Double Plays

Game:	*6	vs. New Orleans, 5-21-1989
	*6	vs. Georgia, 4-5-1995
Both Teams:	8	vs. North Carolina-Wilmington, 2-27-1988 (CU 4, North Carolina-Wilmington 4)
Season:	81	1995
	81	2010

Triple Plays

Game:	1	vs. many
Season:	1	1955, 1971, 1995

Miscellaneous Single-Season Records

Games:	*75	1994
Consecutive Games Scoring a Run:	232	4-24-1984 to 5-4-1986
Wins:	*60	1991
Consecutive Wins:	*26	1977
Winning Percentage:	*85.7	1991 (60-10)
Slugging Percentage:	.571	1991 (1,462 TB, 2,562 AB)
Runners Left on Base:	610	1999
Complete Games:	27	1976
Pitching Shutouts:	*11	1977
ERA:	2.16	1967 (78 ER, 335.0 IP)
Strikeout-to-Walk Ratio:	3.16:1	1996 (663 K, 210 BB)
Saves:	*26	2002

* - ACC record



LED BY PAUL HARRELSON'S
TEAM-HIGH EIGHT SAVES,
THE 2002 TIGERS HAD AN
ACC-RECORD 26 SAVES.

Batting

Games				
Rk	Player	Year	G	
1.	Seth Brizek	1994	75	
	Mike Hampton	1994	75	
	Shane Monahan	1994	75	
4.	David Miller	1994	71	
	Andy Monin	1994	71	
	Khalil Greene	2002	71	
	Michael Johnson	2002	71	
8.	Kyle Frank	2002	70	
	Jeff Schaus	2010	70	
10.	Steve Baucom	1987	69	
	Mike Couture	1989	69	
	Henry Threadgill	1989	69	
	Eric Macrina	1991	69	
	Khalil Greene	1999	69	
	Jason Harris	1999	69	
	Henri Stanley	1999	69	
	Patrick Boyd	2000	69	
	Khalil Greene	2000	69	
	Casey Stone	2000	69	
	Adrian Casanova	2006	69	
	Tyler Colvin	2006	69	
	Andy D'Alessio	2006	69	
	Herman Demmink	2006	69	
	Mike Freeman	2010	69	
	Brad Miller	2010	69	

At-Bats				
Rk	Player	Year	G	AB
1.	Shane Monahan	1994	75	330
2.	Mike Freeman	2010	69	299
3.	Chuck Baldwin	1986	63	289
4.	David Miller	1994	71	288
5.	Seth Brizek	1994	75	287
	Mike Hampton	1994	75	287
7.	Khalil Greene	2002	71	285
8.	Jerry Brooks	1988	68	284
	Kyle Frank	2002	70	284
	Jeff Schaus	2010	70	284

Hits				
Rk	Player	Year	G	Hits
1.	Shane Monahan	1994	75	137
2.	Khalil Greene	2002	71	134
3.	Mike Hampton	1994	75	109
4.	Chuck Baldwin	1986	63	107
5.	Jerry Brooks	1988	68	106
	Shane Monahan	1995	67	106

7.	Gary Burnham	1997	64	104
8.	David Miller	1995	68	103
	Casey Stone	2001	62	103
10.	Brian Kowitz	1990	66	102

Multiple-Hit Games

Rk	Player	Year	G	MHG
1.	Shane Monahan	1994	75	46
2.	Khalil Greene	2002	71	42
3.	Chuck Baldwin	1986	63	37
4.	Mike Hampton	1994	75	34
	David Miller	1995	68	34
6.	Shane Monahan	1995	68	33
7.	Khalil Greene	1999	69	31
8.	Jerry Brooks	1988	68	30
	Mike Milchin	1988	68	30
	Brian Kowitz	1990	66	30
	Gary Burnham	1997	64	30
	Patrick Boyd	1999	62	30
	Casey Stone	2001	60	30

Singles

Rk	Player	Year	G	1B
1.	Shane Monahan	1994	75	94
2.	Casey Stone	2000	69	82
	Casey Stone	2001	60	82
4.	Mike Hampton	1994	75	73
	Khalil Greene	2002	71	73
6.	David Miller	1994	71	72
	Eric DeMoura	1997	63	72
8.	Brian Kowitz	1990	66	71
	Brad Chalk	2006	68	71
10.	David Miller	1995	68	70
	Kyle Frank	2002	70	70

Doubles

Rk	Player	Year	G	2B
1.	Khalil Greene	2002	71	33
2.	Kurt Bultmann	1997	60	31
3.	Taylor Harbin	2005	66	28
4.	Gary Burnham	1995	66	27
5.	Billy McMillon	1991	65	26
6.	Gary Burnham	1996	68	24
	Khalil Greene	2000	69	24
	Mike Freeman	2010	69	24
9.	Chuck Baldwin	1986	63	23
	Kevin Northrup	1992	64	23
	Shane Monahan	1994	75	23
	Gary Burnham	1997	64	23
	Kurt Bultmann	1999	68	23

Triples

Rk	Player	Year	G	3B
1.	Bill Spiers	1987	64	11
2.	David Miller	1995	68	10
3.	Kevin Northrup	1991	67	9
	Shane Monahan	1994	75	9
5.	Don Russell	1969	46	8
	Dave Caldwell	1976	50	8
	Shawn Satterfield	1992	55	8
	Thomas Brittle	2012	58	8
9.	Rusty Adkins	1967	38	7
	Shane Monahan	1993	65	7
	Ryan Riley	2000	55	7

Home Runs

Rk	Player	Year	G	HR
1.	Khalil Greene	2002	71	27
2.	Jeff Baker	2002	68	25
	Michael Johnson	2002	71	25
	Kris Harvey	2005	65	25
5.	Eric Macrina	1991	69	24
	Matthew LeCroy	1997	64	24
7.	Jeff Baker	2001	60	23
	Andy D'Alessio	2006	69	23
9.	Jim McCollom	1985	64	21
10.	Kyle Parker	2010	67	20

Extra Base Hits

Rk	Player	Year	G	EBH
1.	Khalil Greene	2002	71	61
2.	Kurt Bultmann	1997	60	48
3.	Michael Johnson	2002	71	45
4.	Jim McCollom	1985	64	44
5.	Eric Macrina	1991	69	43
	Shane Monahan	1994	75	43
7.	Taylor Harbin	2005	66	42
8.	Keith Williams	1993	65	41
9.	Chuck Baldwin	1986	63	40
	Billy McMillon	1991	65	40
	Gary Burnham	1997	64	40
	Patrick Boyd	1999	62	40
	Tyler Colvin	2006	69	40

RBIs

Rk	Player	Year	G	RBI
1.	Khalil Greene	2002	71	91
2.	Jeff Baker	2002	68	87
	Jeff Schaus	2010	70	87
4.	Andy D'Alessio	2006	69	85
5.	Eric Macrina	1991	69	84
6.	Gary Burnham	1997	64	82
7.	Michael Johnson	2002	71	81
8.	Jerry Brooks	1988	68	80
9.	Keith Williams	1993	65	79
	Matthew LeCroy	1997	64	79

Batting Average

Rk	Player	Year	AB	Hits	Avg.
1.	Dude Buchanan	1941	68	33	.485
2.	Khalil Greene	2002	285	134	.470
3.	Homer Coker	1942	52	24	.462
	Homer Coker	1943	52	24	.462
5.	Rusty Adkins	1965	126	56	.444
6.	Johnny Jones	1962	82	36	.439
7.	Hank Sullivan	1943	63	27	.429
8.	Wyman Morris	1953	64	27	.422
9.	Denny Walling	1975	140	59	.421
10.	Shane Monahan	1994	330	137	.415

Note: Minimum 50 at-bats.


Slugging Percentage

Rk	Player	Year	AB	TB	Sig %
1.	Khalil Greene	2002	285	250	.877
2.	Dude Buchanan	1941	68	55	.809
3.	Denny Walling	1975	140	113	.807
4.	Joey Taylor	1962	64	49	.766
5.	Homer Coker	1943	52	39	.750
6.	Michael Johnson	2002	263	197	.749
7.	Jim McCollom	1985	251	188	.749
8.	Doug Kingsmore	1954	89	66	.742
9.	Jeff Baker	2001	233	172	.738
10.	Matthew LeCroy	1997	237	171	.722

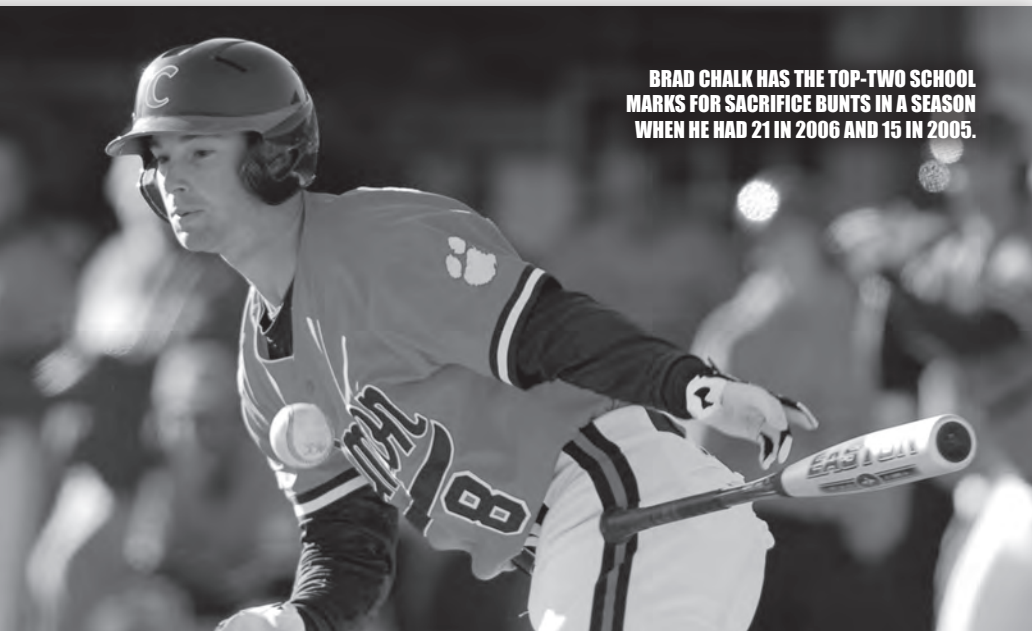
Note: Minimum 50 at-bats.

Total Bases

Rk	Player	Year	G	TB
1.	Khalil Greene	2002	71	250
2.	Shane Monahan	1994	75	211
3.	Michael Johnson	2002	71	197



SHANE MONAHAN HAD A TIGER-RECORD 137 HITS IN 1994.



BRAD CHALK HAS THE TOP-TWO SCHOOL MARKS FOR SACRIFICE BUNTS IN A SEASON WHEN HE HAD 21 IN 2006 AND 15 IN 2005.

4. Jim McCollom	1985	64	188
5. Chuck Baldwin	1986	63	180
6. Jerry Brooks	1988	68	179
Eric Macrina	1991	69	179
8. Jeff Baker	2002	68	177
9. Keith Williams	1993	65	176
Gary Burnham	1997	64	176

Runs				
Rk	Player	Year	G	Runs
1.	Shane Monahan	1994	75	97
2.	Bert Heffernan	1988	68	93
	Khalil Greene	2002	71	93
4.	Brian Kowitz	1990	66	87
5.	Henri Stanley	1999	69	85
	Kyle Parker	2010	67	85
7.	Mike Hampton	1994	75	84
8.	Gary Burnham	1997	64	83
9.	Shane Monahan	1995	67	82
10.	Jim Crowley	1991	68	79
	David Miller	1995	68	79

Stolen Bases				
Rk	Player	Year	G	SB
1.	Henry Threadgill	1989	69	47
	Kevin Northrup	1992	64	47
3.	Mike Hampton	1994	75	39
4.	Bill Spiers	1986	62	35
5.	Randy Mazey	1988	66	34
	Mike Couture	1989	69	34
	Brian Kowitz	1990	66	34
8.	Mike Couture	1988	62	32
	Henry Threadgill	1988	66	32
10.	Billy Weems	1980	59	30
	Brooks Shumake	1983	50	30

Sacrifice Bunts				
Rk	Player	Year	G	Sac.
1.	Brad Chalk	2006	68	21
2.	Brad Chalk	2005	64	15
3.	Casey Stone	2000	69	14
4.	J.D. Burgess	2007	55	13
5.	Adrian Casanova	2005	66	12
6.	Steve Pyzik	2001	52	11
7.	Jason Stolz	2011	63	10
8.	Doug Livingston	1995	68	9
	Ryan Riley	2001	62	9
	Adrian Casanova	2006	69	9

Sacrifice Flies				
Rk	Player	Year	G	SF
1.	Keith Williams	1993	65	11
2.	Jim McCollom	1985	64	9
	Matthew LeCroy	1996	67	9
4.	Chuck Baldwin	1986	63	8
	Mike Milchin	1988	66	8
	Jim Crowley	1991	68	8
	Keith Williams	1992	62	8

Hit-By-Pitch				
Rk	Player	Year	G	HBP
1.	Khalil Greene	2001	63	21
2.	Mike Hampton	1994	75	17
	Gary Burnham	1995	66	17
4.	Khalil Greene	2000	69	15
5.	Mike Couture	1988	62	14
6.	Mike Couture	1989	69	12
	Seth Brizek	1994	75	12
	Doug Livingston	1996	58	12
	Phil Pohl	2012	63	12
10.	Jeff Baker	2001	58	11
	Ryan Riley	2001	62	11
	Jeff Baker	2002	68	11
	Khalil Greene	2002	71	11
	Brad Chalk	2006	68	11
	Thomas Brittle	2012	58	11

Walks				
Rk	Player	Year	G	BB
1.	Jason Harris	1999	69	64
	Henri Stanley	1999	69	64
3.	Michael Johnson	2003	58	63
	Richie Shaffer	2012	63	63
5.	Bert Heffernan	1988	68	62
6.	Gary Burnham	1996	68	61
7.	Kyle Parker	2010	67	56
8.	Bert Heffernan	1986	61	55
	Mike Couture	1989	69	55
10.	Matthew LeCroy	1997	64	53
	Brad Miller	2009	66	53

Walks Per At-Bat				
Rk	Player	Year	AB/BB	Ratio
1.	Brian Ellis	1998	123/42	1/2.93
2.	Michael Johnson	2003	198/63	1/3.14
3.	Doug Hoffman	1959	105/33	1/3.18
4.	Kurt Seibert	1976	160/50	1/3.20
5.	Chris Epps	2008	101/30	1/3.37
6.	Steve Nilsson	1978	160/47	1/3.40
7.	Johnny Severs	1971	153/44	1/3.48
8.	Gary Burnham	1996	223/61	1/3.66
9.	Mark Biegert	1987	132/36	1/3.67
10.	Mark Biegert	1985	103/28	1/3.68

Strikeouts Per At-Bat				
Rk	Player	Year	AB/K	Ratio
1.	Rusty Adkins	1965	126/0	0/126.0
2.	Casey Stone	2001	263/9	1/29.2
3.	Randy Bray	1969	167/6	1/27.8
4.	Neil Simons	1980	274/10	1/27.4
5.	Ellis Dantzler	1966	108/4	1/27.0
6.	Jimmy Key	1980	103/4	1/25.8
7.	Pete Ayoub	1963	102/4	1/25.5
8.	Billy Weems	1980	229/10	1/22.9
9.	Greg Guin	1981	204/9	1/22.7
10.	Elmo Lam	1963	103/5	1/20.6

HITTING FOR THE CYCLE

Clemson

- **Fred Knoebel** at South Carolina on May 5, 1950. Walk in 1st, triple in 2nd, single in 4th, home run in 5th, double in 7th, hit-by-pitch in 8th. Clemson won 14-5.
- **Steve Tucker** at Georgia Tech on Apr. 22, 1975. Double in 1st, on by error in 2nd, triple in 4th, home run in 6th, single in 7th, single in 9th. Clemson won 18-3.
- **Keith Williams** at Furman on Apr. 20, 1993. Home run in 1st, double in 3rd, single in 6th, triple in 9th. Clemson won 17-2.
- **Shane Monahan** at Hawaii-Hilo on Mar. 19, 1994. Triple in 1st, single in 2nd, home run in 6th, double in 8th, single in 9th. Clemson won 13-5.
- **Gary Burnham** at Texas-Arlington on Feb. 18, 1995. Double in 1st, triple in 3rd, walk in 5th, strikeout in 6th, homer in 7th, single in 9th. Clemson won 18-0.

Opponents

- **Dick Steed** of Georgia Tech in Atlanta, GA on Apr. 13, 1971. Triple in 1st, double in 2nd, strikeout in 4th, home run in 6th, single in 8th. Georgia Tech won 8-4.
- **Chris Pittaro** of North Carolina in Chapel Hill, NC on Mar. 21, 1981. Double in 1st, single in 2nd, home run in 3rd, triple in 6th, groundout to second base in 7th. North Carolina won 10-7.

Pitching

Appearances

Rk	Player	Year	App.
1.	Scott Winchester	1995	33
	Nick Glaser	2000	33
	Daniel Moskos	2006	33
	Alex Frederick	2010	33
5.	Aaron Jersild	1992	32
6.	Stephen Clyne	2007	31
7.	Andy Taulbee	1993	30
	Matt Vaughn	2008	30
9.	Billy Trapp	1980	28
	Scott Winchester	1994	28
	Josh Cram	2001	28
	Ryan Hinson	2009	28

Relief Appearances

Rk	Player	Year	RA
1.	Scott Winchester	1995	33
	Nick Glaser	2000	33
	Daniel Moskos	2006	33
4.	Aaron Jersild	1992	32
	Alex Frederick	2010	32
6.	Stephen Clyne	2007	31
7.	Matt Vaughn	2008	29
8.	Billy Trapp	1980	28
	Scott Winchester	1994	28
	Josh Cram	2001	28

Starts

Rk	Player	Year	Starts
1.	Brian Barnes	1988	19
	Brian Barnes	1989	19
	Jason Dawsey	1995	19
	Kris Benson	1996	19
	Ryan Mottl	2000	19
	Steve Reba	2002	19
	Casey Harman	2010	19
8.	Andy Taulbee	1994	18
	Matt Henrie	2002	18
	Jason Berken	2006	18
	Stephen Faris	2006	18
	David Kopp	2007	18
	Scott Weismann	2010	18

Complete Games

Rk	Player	Year	CG
1.	Chuck Porter	1976	11
2.	Billy O'Dell	1954	9
	George Stone	1985	9
	Brian Barnes	1989	9
5.	Harold Stowe	1958	8
	Rusty Gerhardt	1970	8
	Ron Musselman	1977	8
8.	Dave Van Volkenburg	1969	7
	Steve Cline	1974	7
	Jeff Gilbert	1981	7
	Jimmy Key	1982	7
	Kris Benson	1996	7



Shutouts

Rk	Player	Year	SHO
1.	Ron Musselman	1976	4
	Kris Benson	1996	4
3.	Billy O'Dell	1954	3
	Lindsay Graham	1972	3
	Chuck Porter	1976	3
	Tommy Qualters	1977	3
	Tim Parker	1990	3

Wins

Rk	Player	Year	Wins
1.	Brian Barnes	1989	16
2.	Harold Stowe	1958	14
	Jason Angel	1991	14
	Kris Benson	1996	14
5.	Brian Barnes	1988	13
	Matt Henrie	2002	13
	Steve Reba	2002	13
8.	Chuck Porter	1976	12
	Ron Musselman	1977	12
	Brian Barnes	1987	12
	Chad Phillips	1993	12
	Andy Taulbee	1994	12
	Steve Reba	2001	12
14.	Rusty Gerhardt	1971	11
	Scott Miller	1992	11
	Jason Dawsey	1995	11
17.	Mike Sullivan	1979	10
	Andy Taulbee	1993	10
	Billy Koch	1996	10
	Ken Vining	1996	10
	Ryan Mottl	1997	10
	Ryan Mottl	2000	10

Winning Percentage

Rk	Player	Year	W-L	Win %
1.	Chuck Porter	1976	12-0	100.0
	Mike Kimbrell	1991	11-0	100.0
	Mike Sullivan	1979	10-0	100.0
	Jarrod Schmidt	2000	9-0	100.0
	Josh Cribb	2006	9-0	100.0
	Aaron Jersild	1991	8-0	100.0
	Mike Holtz	1992	8-0	100.0
	Len Bradley	1979	7-0	100.0
	Tommy Qualters	1977	6-0	100.0
	Kris Harvey	2004	6-0	100.0
	P.J. Zocchi	2006	6-0	100.0
	Phillip Lowery	1987	5-0	100.0
	Doug Marchal	1987	5-0	100.0
	Jeff Sauve	1995	5-0	100.0
	D.J. Mitchell	2007	5-0	100.0
16.	Scott Miller	1992	11-1	91.7
17.	Bill Parmer	1967	9-1	90.0

Note: Minimum five decisions.

Innings Pitched

Rk	Player	Year	IP
1.	Kris Benson	1996	156.0
2.	Brian Barnes	1989	146.0
3.	Brian Barnes	1988	137.2
4.	Jason Dawsey	1995	129.1
5.	George Stone	1985	127.1
6.	Harold Stowe	1958	126.2
7.	Casey Harman	2010	121.0
8.	Brian Barnes	1987	120.2
9.	Chuck Porter	1976	119.0
10.	Ron Musselman	1977	117.1

ERA

Rk	Player	Year	IP	ER	ERA
1.	Scott Winchester	1995	45.2	3	0.59
2.	Billy O'Dell	1954	91.1	8	0.79
3.	Joe Landrum	1946	104.0	12	1.04
4.	Scott Clackum	1998	40.2	5	1.11
5.	Jay Bevis	1970	40.1	5	1.12
6.	Bill Parmer	1967	71.0	9	1.14
7.	Brian Snyder	1977	60.1	8	1.19
8.	Mike Holtz	1992	57.1	8	1.26
9.	Jerome Santivaschi	1989	66.0	10	1.36
10.	Billy O'Dell	1953	72.1	11	1.37

Note: Minimum 40 innings pitched.

Strikeouts

Rk	Player	Year	K
1.	Brian Barnes	1989	208
2.	Kris Benson	1996	204
3.	Billy Koch	1996	152
4.	Brian Barnes	1988	140

5.	Ken Vining	1996	135
6.	Jason Dawsey	1995	133
7.	Harold Stowe	1958	126
8.	Harold Stowe	1959	117
9.	Brian Barnes	1987	112
10.	Billy O'Dell	1954	111
	Rusty Gerhardt	1970	111
	Rusty Gerhardt	1971	111
	Billy Koch	1995	111

Strikeouts Per Nine Innings Pitched

Rk	Player	Year	K	IP	K/9 IP
1.	Billy O'Dell	1953	108	72.1	13.44
2.	Billy O'Dell	1952	81	56.0	13.02
3.	Brian Barnes	1989	208	146.0	12.82
4.	Billy Koch	1996	152	111.2	12.25
5.	Patrick Hogan	2004	60	44.2	12.09
6.	Kris Benson	1996	204	156.0	11.77
7.	Billy Koch	1995	111	87.0	11.48
8.	Mike Milchin	1989	54	42.2	11.39
9.	Alan Farina	2007	72	57.1	11.30
10.	Tony Sipp	2004	59	48.0	11.06

Note: Minimum 40 innings pitched.

Strikeout-to-Walk Ratio

Rk	Player	Year	K	BB	K/BB
1.	Kris Benson	1996	204	27	7.56
2.	Casey Harman	2009	89	16	5.56
3.	Joe Landrum	1947	98	18	5.44
4.	Phillip Lowery	1987	37	7	5.29
5.	Billy O'Dell	1952	81	16	5.06
6.	Justin Sarratt	2011	65	14	4.64
7.	Joe Landrum	1946	97	22	4.41
8.	Casey Harman	2008	44	10	4.40
9.	Justin Sarratt	2008	26	6	4.33
10.	Stephen Faris	2006	86	20	4.30

Note: Minimum 40 innings pitched.

Hits Per Nine Innings Pitched

Rk	Player	Year	Hits	IP	H/9 IP
1.	Billy O'Dell	1953	25	72.1	3.11
2.	Jay Bevis	1970	17	40.1	3.79
3.	Rusty Gerhardt	1970	47	100.1	4.22
4.	Scott Winchester	1995	23	45.2	4.53
5.	Scott Clackum	1998	21	40.2	4.65

6.	Steve Cline	1973	35	59.1	5.31
7.	Brian Snyder	1977	36	60.1	5.37
8.	Brian Barnes	1989	89	146.0	5.49
9.	Billy O'Dell	1954	56	91.1	5.52

Note: Minimum 40 innings pitched.

Walks Per Nine Innings Pitched

Rk	Player	Year	BB	IP	BB/9 IP
1.	Phillip Lowery	1987	7	53.2	1.17
2.	Justin Sarratt	2008	6	45.2	1.18
3.	Jimmy Roller	1960	11	71.2	1.38
4.	Kris Benson	1996	27	156.0	1.56
5.	Justin Sarratt	2011	14	80.2	1.56
6.	David Haselden	2011	14	76.2	1.64
7.	Casey Harman	2009	16	86.2	1.66
8.	Stephen Faris	2006	20	103.0	1.75
9.	Patrick Hogan	2002	11	54.2	1.81
10.	Thomas Boozer	2002	9	44.0	1.84


Note: Minimum 40 innings pitched.

Saves

Rk	Player	Year	Saves
1.	Nick Glaser	2000	15
2.	Scott Winchester	1995	14
3.	Matt Vaughn	2008	11
4.	Scott Winchester	1993	10
	Scott Winchester	1994	10
	Patrick Hogan	2004	10
	Daniel Moskos	2006	10
8.	Scott Clackum	1998	9
9.	Mike Milchin	1988	8
	Paul Harrelson	2002	8

Batters Faced

Rk	Player	Year	BF
1.	Kris Benson	1996	606
2.	Brian Barnes	1989	602
3.	Brian Barnes	1988	598
4.	George Stone	1984	569
5.	Jason Dawsey	1995	529
6.	Brian Barnes	1987	523
7.	Casey Harman	2010	518
8.	Andy Taulbee	1994	489
9.	Jimmy Key	1982	485
10.	Ron Musselman	1977	483



BILLY O'DELL STRUCK OUT A SCHOOL-RECORD 13.44 BATTERS PER NINE INNINGS PITCHED IN 1953.

Batting

Games			
Rk	Player	Year(s)	G
1.	Khalil Greene	1999-02	272
2.	Bert Heffernan	1985-88	259
3.	Jeff Schaus	2008-11	258
4.	Andy D'Alessio	2004-07	253
5.	Kurt Bultmann	1996-99	249
6.	Jim Crowley	1988-91	247
7.	Wilson Boyd	2007-10	238
8.	Michael Johnson	2000-03	235
9.	Herman Demmink	2003-06	232
10.	Henri Stanley	1997-00	231

At-Bats

Rk	Player	Year(s)	AB
1.	Khalil Greene	1999-02	1069
2.	Bert Heffernan	1985-88	993
3.	Jeff Schaus	2008-11	973
4.	Kurt Bultmann	1996-99	953
5.	Chuck Baldwin	1984-87	935
6.	Shane Monahan	1993-95	856
7.	Andy D'Alessio	2004-07	853
8.	Wilson Boyd	2007-10	837
9.	Jim McCollom	1982-85	830
10.	Jim Crowley	1988-91	826

Hits

Rk	Player	Year(s)	Hits
1.	Khalil Greene	1999-02	*403
2.	Shane Monahan	1993-95	337
3.	Bert Heffernan	1985-88	335
4.	Chuck Baldwin	1984-87	311
	Jeff Schaus	2008-11	311
6.	Kurt Bultmann	1996-99	306
7.	Jim McCollom	1982-85	285
8.	Michael Johnson	2000-03	275
9.	Jim Crowley	1988-91	271
10.	Neil Simons	1977-80	270
	Gary Burnham	1994-97	270

Doubles

Rk	Player	Year(s)	2B
1.	Khalil Greene	1999-02	*A95
2.	Kurt Bultmann	1996-99	82
3.	Gary Burnham	1994-97	77
4.	Taylor Harbin	2004-07	67
5.	Bert Heffernan	1985-88	63
6.	Chuck Baldwin	1984-87	62
7.	Jeff Schaus	2008-11	61
8.	Shane Monahan	1993-95	60
9.	Jim Crowley	1988-91	57
	Patrick Boyd	1998-01	57

Triples

Rk	Player	Year(s)	3B
1.	Shane Monahan	1993-95	21
2.	Don Russell	1968-70	18
3.	Rusty Adkins	1965-67	17
	Bill Spiers	1985-87	17
5.	Jeff Miller	1990-93	15
	David Miller	1993-95	15
7.	Ray Mathews	1948-51	14
	Fred Knoebel	1950-52	14
	Johnny Severs	1969-71	14
	Neil Simons	1977-80	14
	Bert Heffernan	1985-88	14

Home Runs

Rk	Player	Year(s)	HR
1.	Jeff Baker	2000-02	59
	Andy D'Alessio	2004-07	59
3.	Michael Johnson	2000-03	58
4.	Matthew LeCroy	1995-97	53
5.	Jim McCollom	1982-85	52
	Khalil Greene	1999-02	52
7.	Eric Macrina	1988-91	51
8.	Kyle Parker	2008-10	46
9.	Jim Crowley	1988-91	43
	Kurt Bultmann	1996-99	43

RBIs

Rk	Player	Year(s)	RBI
1.	Khalil Greene	1999-02	*276
2.	Jeff Baker	2000-02	226
3.	Jim McCollom	1982-85	218
4.	Andy D'Alessio	2004-07	217
5.	Kurt Bultmann	1996-99	214

6.	Michael Johnson	2000-03	213
7.	Jeff Schaus	2008-11	211
8.	Gary Burnham	1994-97	209
9.	Matthew LeCroy	1995-97	208
10.	Jim Crowley	1988-91	197

Batting Average

Rk	Player	Year(s)	Hits-AB	Avg.
1.	Denny Walling	1975	59-140	.421
2.	Dude Buchanan	1939-41	74-184	.402
3.	Shane Monahan	1993-95	337-856	.394
4.	Billy McMillon	1991-93	201-527	.381
5.	Herb Jessen	1942,43	38-100	.380
6.	Rusty Adkins	1965-67	150-396	.379
7.	Khalil Greene	1999-02	403-1069	.377
8.	Ted Corbin	1992	74-199	.372
9.	Tim Teufel	1979,80	134-365	.367
10.	Brad McCann	2003,04	183-504	.363

Note: Minimum 100 at-bats.

Slugging Percentage

Rk	Player	Year(s)	AB	TB	Slg %
1.	Denny Walling	1975	140	113	.807
2.	Dave Lynn	1958,60,61	163	113	.693
3.	Tim Teufel	1979,80	365	244	.668
4.	Dude Buchanan	1939-41	184	121	.658
5.	Michael Johnson	2000-03	800	509	.636
6.	Jim McCollom	1982-85	830	521	.628
7.	Jeff Baker	2000-02	773	484	.626
8.	Shane Monahan	1993-95	856	535	.625
9.	Khalil Greene	1999-02	1069	668	.625
10.	Eric Macrina	1988-91	647	404	.624

Note: Minimum 100 at-bats.

Total Bases

Rk	Player	Year(s)	TB
1.	Khalil Greene	1999-02	668
2.	Shane Monahan	1993-95	535
3.	Kurt Bultmann	1996-99	525
4.	Jim McCollom	1982-85	521
5.	Michael Johnson	2000-03	509
6.	Bert Heffernan	1985-88	507
7.	Andy D'Alessio	2004-07	498
8.	Jeff Baker	2000-02	484
9.	Jeff Schaus	2008-11	477
10.	Chuck Baldwin	1984-87	476

Runs

Rk	Player	Year(s)	Runs
1.	Bert Heffernan	1985-88	285
2.	Khalil Greene	1999-02	265
3.	Shane Monahan	1993-95	235
4.	Kurt Bultmann	1996-99	233
5.	Gary Burnham	1994-97	215
6.	Jeff Schaus	2008-11	213
7.	Jim McCollom	1982-85	203
8.	Michael Johnson	2000-03	201

9.	Jim Crowley	1988-91	199
10.	Patrick Boyd	1998-01	196

Stolen Bases

Rk	Player	Year(s)	SB
1.	Henry Threadgill	1986-89	85
	Mike Couture	1987-90	85
3.	Kevin Northrup	1989-92	83
4.	Brian Kowitz	1988-90	76
5.	Brooks Shumake	1982-84	71
6.	Ray Williams	1984-87	70
7.	Billy Weems	1977-80	68
8.	Randy Mazey	1985-88	65
9.	Shane Monahan	1993-95	61
10.	Bill Spiers	1985-87	60

Walks

Rk	Player	Year(s)	BB
1.	Bert Heffernan	1985-88	207
2.	Neil Simons	1977-80	180
3.	Michael Johnson	2000-03	169
4.	Gary Burnham	1994-97	157
5.	Jeff Schaus	2008-11	148
6.	Henri Stanley	1997-00	144
7.	Khalil Greene	1999-02	143
	Brad Miller	2009-11	143
9.	Chris Epps	2008-11	142
10.	Frank Russ	1980-83	139

Walks Per At-Bat


Rk	Player	Year(s)	AB/BB	Ratio
1.	Kurt Seibert	1974-76	408/106	1/3.85
2.	Don Russell	1968-70	415/107	1/3.88
3.	Chris Epps	2008-11	596/142	1/4.20
4.	Brian Ellis	1997-00	583/138	1/4.22
5.	Johnny Severs	1969-71	373/86	1/4.34
6.	Dave Buffamoyer	1978,79	287/66	1/4.35
7.	Neil Simons	1977-80	805/180	1/4.47
8.	Steve Nilsson	1976-78	507/112	1/4.53
9.	Jason Harris	1998,99	475/104	1/4.57
10.	Henri Stanley	1997-00	666/144	1/4.63

Note: Minimum 100 at-bats.


Strikeouts Per At-Bat

Rk	Player	Year(s)	AB/K	Ratio
1.	Rusty Adkins	1965-67	396/16	1/24.75
2.	Neil Simons	1977-80	805/43	1/18.72
3.	Billy Weems	1977-80	674/39	1/17.28
4.	Randy Bray	1968-70	457/27	1/16.93
5.	Casey Stone	1998-01	736/46	1/16.00
6.	Joe Taylor	1992,93	394/27	1/14.54
7.	Mike Mahoney	1973-75,81	323/23	1/14.04
8.	Steve Tucker	1973-76	502/37	1/13.57
9.	Taylor Harbin	2005-07	781/66	1/11.83
10.	Spencer Kieboom	2010-12	431/37	1/11.65

Note: Minimum 100 at-bats.



JEFF BAKER HIT A SCHOOL-RECORD-TYING 59 HOME RUNS IN THREE SEASONS (2000-02) AS A TIGER.



**JAY BEVIS
(1969-72)
HAD 20
CAREER
SAVES,
SECOND-
MOST IN
CLEMSON
HISTORY.**

Pitching

Appearances

Rk	Player	Year(s)	App.
1.	Matt Additon	1997-00	98
2.	Thomas Boozer	1999-02	88
	Jeff Hahn	2002-05	88
4.	Scott Winchester	1993-95	87
5.	Ryan Hinson	2006-09	85
6.	Daniel Moskos	2005-07	81
	Matt Vaughn	2006-09	81
8.	Justin Sarratt	2007-11	80
9.	Patrick Hogan	2001-04	79
10.	Brian Barnes	1986-89	78
	Steve Reba	1999-02	78
	Paul Harrelson	2000-03	78

Starts

Rk	Player	Year(s)	Starts
1.	Ryan Mottl	1997-00	68
2.	Brian Barnes	1986-89	65
3.	Rusty Gerhardt	1969-72	55
4.	Kris Benson	1994-96	47
5.	Jimmy Key	1980-82	46
6.	Oliver Whitaker	1984-87	45
	Steve Reba	1999-02	45
8.	Billy Koch	1994-96	44
9.	Alan Botkin	1986-89	43
10.	Jason Dawsey	1993-95	42

Relief Appearances

Rk	Player	Year(s)	RA
1.	Matt Additon	1997-00	93
2.	Scott Winchester	1993-95	87
3.	Thomas Boozer	1999-02	79
4.	Matt Vaughn	2006-09	78
5.	Jeff Hahn	2002-05	77
6.	Paul Harrelson	2000-03	75
7.	Patrick Hogan	2001-04	71
	Daniel Moskos	2005-07	71
9.	Jerome Santivaschi	1985,87-89	68
10.	Jay Bevis	1969-72	67
	Tim Peele	1988-91	67

Complete Games

Rk	Player	Year(s)	CG
1.	Rusty Gerhardt	1969-72	26
2.	Brian Barnes	1986-89	21
3.	Billy O'Dell	1952-54	19
4.	Harold Stowe	1957-59	16
	Dave Van Volkenburg	1969-72	16

Chuck Porter	1974-76	16
7. Ron Musselman	1976,77	14
Mike Brown	1978-80	14
Jimmy Key	1980-82	14
10. Tommy Chapman	1963-65	13
Jeff Gilbert	1981-83	13

Shutouts

Rk	Player	Year(s)	SHO
1.	Ron Musselman	1976,77	6
2.	Billy O'Dell	1952-54	5
	Rusty Gerhardt	1969-72	5
	Lindsay Graham	1970-73	5
	Mike Brown	1978-80	5
6.	Chuck Porter	1974-76	4
	Mike Sullivan	1977-79	4
	Kris Benson	1994-96	4
9.	Dave Van Volkenburg	1969-72	3
	Tommy Qualters	1975-78	3
	Brian Snyder	1977-79	3
	Jeff Gilbert	1981-83	3
	John Pawlowski	1983-85	3
	Alan Botkin	1986-89	3
	Tim Parker	1987,88,90	3

Wins

Rk	Player	Year(s)	Wins
1.	Brian Barnes	1986-89	*44
2.	Rusty Gerhardt	1969-72	34
3.	Ryan Mottl	1997-00	33
	Steve Reba	1999-02	33
5.	Kris Benson	1994-96	29
6.	Andy Taulbee	1992-94	27
7.	Jason Angel	1990-92	25
8.	Harold Stowe	1957-59	24
	Chuck Porter	1974-76	24
10.	Mike Brown	1978-80	23
	Oliver Whitaker	1984-87	23
	Alan Botkin	1986-89	23

Winning Percentage

Rk	Player	Year(s)	W-L	Win %
1.	Mike Kimbrell	1988-91	17-1	*94.4
2.	Scott Parrish	1981,83,84	21-3	87.5
3.	Mike Sullivan	1977-79	20-3	87.0
4.	Bill Parmer	1965-67	18-3	85.7
	Jarrod Schmidt	2000-02	18-3	85.7
6.	Chad Phillips	1990-93	17-3	85.0
	Ken Vining	1994-96	17-3	85.0
8.	Scott Miller	1991,92	19-4	82.6
9.	Brian Barnes	1986-89	44-10	81.5
10.	Jeff Gilbert	1981-83	21-5	80.8

Note: Minimum 15 decisions.

Innings Pitched

Rk	Player	Year(s)	IP
1.	Brian Barnes	1986-89	*475.1
2.	Ryan Mottl	1997-00	414.1
3.	Rusty Gerhardt	1969-72	384.1
4.	Kris Benson	1994-96	319.2
5.	Steve Reba	1999-02	319.1
6.	Jimmy Key	1980-82	318.2
7.	Jason Dawsey	1993-95	304.1
8.	Oliver Whitaker	1984-87	299.1
9.	Josh Cribb	2003-06	282.1
10.	Harold Stowe	1957-59	279.1
	Andy Taulbee	1992-94	279.1

ERA

Rk	Player	Year(s)	ERA
1.	Billy O'Dell	1952-54	1.51
2.	Scott Winchester	1993-95	1.70
3.	Steve Cline	1973,74	1.94
4.	Jay Bevis	1969-72	2.13
5.	Harold Stowe	1957-59	2.32
6.	Rusty Gerhardt	1969-72	2.39
7.	Chuck Porter	1974-76	2.43
8.	Bill Parmer	1965-67	2.59
9.	Nelson Gibson	1966-68	2.64
10.	Mike Sullivan	1977-79	2.65

Note: Minimum 100 innings pitched.

Strikeouts

Rk	Player	Year(s)	K
1.	Brian Barnes	1986-89	*513
2.	Rusty Gerhardt	1969-72	382
3.	Ryan Mottl	1997-00	360
4.	Kris Benson	1994-96	356
5.	Billy Koch	1994-96	338

6. Billy O'Dell	1952-54	300
7. Harold Stowe	1957-59	279
8. Jason Dawsey	1993-95	276
9. Steve Reba	1999-02	263
10. Ken Vining	1994-96	258

Strikeouts Per Nine Innings Pitched

Rk	Player	Year(s)	K/9 IP
1.	Billy O'Dell	1952-54	12.29
2.	Billy Koch	1994-96	11.00
3.	Ken Vining	1994-96	10.35
4.	Kris Benson	1994-96	10.02
5.	Kevin Brady	2009-12	9.87
6.	Brian Barnes	1986-89	9.71
7.	D.J. Mitchell	2006-08	9.24
8.	Mike Holtz	1991-94	9.22
9.	Damon Vincent	1961-63	9.00
	Charlie Watson	1965-67	9.00

Note: Minimum 100 innings pitched.

Strikeout-to-Walk Ratio

Rk	Player	Year(s)	K/BB
1.	Kris Benson	1994-96	4.51
2.	Casey Harman	2008-10	3.97
3.	Kevin Brady	2009-12	3.89
4.	Josh Cribb	2003-06	3.62
5.	Billy O'Dell	1952-54	3.61
6.	Stephen Faris	2004-06	3.38
7.	Justin Sarratt	2007-11	3.32
8.	Andy Taulbee	1992-94	3.22
9.	Phillip Lowery	1986-88	3.19
10.	Ken Vining	1994-96	3.19

Note: Minimum 100 innings pitched.

Hits Per Nine Innings Pitched

Rk	Player	Year(s)	H/9 IP
1.	Billy O'Dell	1952-54	5.29
2.	Rusty Gerhardt	1969-72	5.95
3.	Scott Winchester	1993-95	6.04
4.	Jay Bevis	1969-72	6.22
5.	Steve Cline	1973,74	6.33
6.	Charlie Watson	1965-67	6.58
7.	Chuck Porter	1974-76	6.80
8.	Bill Parmer	1965-67	6.89
9.	Billy Koch	1994-96	6.99
10.	Tim Parker	1987,88,90	7.03

Note: Minimum 100 innings pitched.

Walks Per Nine Innings Pitched

Rk	Player	Year(s)	BB/9 IP
1.	Phillip Lowery	1986-88	1.71
2.	Justin Sarratt	2007-11	1.91
3.	Stephen Faris	2004-06	2.08
4.	Scott Berney	2000	2.12
5.	Jimmy Roller	1959-61	2.13
6.	Casey Harman	2008-10	2.15
7.	Kris Benson	1994-96	2.22
8.	Josh Cribb	2003-06	2.26
9.	Andy Taulbee	1992-94	2.35
10.	David Haselden	2009-12	2.36

Note: Minimum 100 innings pitched.

Saves

Rk	Player	Year(s)	Saves
1.	Scott Winchester	1993-95	34
2.	Jay Bevis	1969-72	20
3.	Patrick Hogan	2001-04	18
4.	Nick Glaser	2000,01	16
	Daniel Moskos	2005-07	16
	Matt Vaughn	2006-09	16
7.	Dave Woessner	1977-79	14
	Paul Harrelson	2000-03	14
9.	Mike Milchin	1987-89	13
	Scott Clackum	1997,98	13

Batters Faced

Rk	Player	Year(s)	BF
1.	Brian Barnes	1986-89	2052
2.	Ryan Mottl	1997-00	1851
3.	Rusty Gerhardt	1969-72	1473
4.	Steve Reba	1999-02	1395
5.	Oliver Whitaker	1984-87	1371
6.	Jimmy Key	1980-82	1349
7.	Kris Benson	1994-96	1317
8.	Jason Dawsey	1993-95	1281
9.	Bill Steele	1985-87	1228
10.	Alan Botkin	1986-89	1201

* - ACC record; ^ - NCAA record

Batting

Batting Average		
Year	Player, Pos.	BA
1939	Ed Irick, 3b	.358
1940	Francis Coakley, of	.391
1941	Dude Buchanan, 1b	.485
1942	Homer Coker, of	.462
1943	Homer Coker, of	.462
1944	No Team	
1945	H.H. Tyler, 2b	.282
1946	Dewey Quinn, 3b	.365
1947	Lynwood McMakin, 2b	.348
1948	Frank Gillespie, 3b	.338
1949	Ken Culberson, ss	.355
1950	Doug Angley, of	.381
1951	Ray Mathews, of	.375
1952	Fred Knoebel, of	.366
1953	Wyman Morris, 3b	.422
1954	Doug Kingsmore, of	.371
1955	Lonnie Shealy, 2b	.357
1956	Don Shealy, of/p	.348
1957	Don Shealy, of/p	.313
1958	Bailey Hendley, of/p	.333
1959	Ty Cline, of/p	.326
1960	Bailey Hendley, of/p	.364
1961	Pete Ayoub, 2b	.349
1962	Johnny Jones, of	.439
1963	Mike Bohonak, of	.349
1964	Stan Ayers, c	.316
1965	Rusty Adkins, of	*.444
1966	Ellis Dantzer, 1b	.380
1967	Garry Helms, ss	.372
1968	Randy Bray, ss	.329
1969	Calvin Weeks, 2b/of	.354
1970	Randy Bray, ss	.285
1971	Craig White, of	.380
1972	Lin Hamilton, c	.318
1973	Craig White, of	.336
1974	Lin Hamilton, c	.346
1975	Denny Walling, of	*.421
1976	Steve Tucker, of	.350
1977	Neil Simons, of	.376
1978	Billy Weems, of	.333
1979	Neil Simons, of	.355
1980	Tim Teufel, 2b	.387
1981	Greg Guin, 1b	.387
1982	Jimmy Key, p/of	.359
1983	Bob Paulling, 1b	.407
1984	Chuck Baldwin, 2b	.356
1985	Jim McCollom, 1b	.390
1986	Chuck Baldwin, 1b	.370
1987	Mark Biegert, of	.356
1988	Jerry Brooks, 3b	.373
1989	Henry Threadgill, 2b	.329
1990	Brian Kowitz, of	.403
1991	Billy McMillon, of	*.391
1992	Kevin Northrup, of	.382
1993	Billy McMillon, of	.377
1994	Shane Monahan, of	.415
1995	Shane Monahan, of	.388
1996	Jason Embler, 1b	.357
1997	Gary Burnham, of	.391
1998	Matt Padgett, of	.376
1999	Patrick Boyd, of	.390
2000	Khalil Greene, 3b	.364
2001	Casey Stone, of	.376
2002	Khalil Greene, ss	*.470
2003	Brad McCann, 3b	.347
2004	Brad McCann, 3b	.379
2005	Brad Chalk, of	.350
2006	Tyler Colvin, of	.356
2007	Brad Chalk, of	.366
2008	Mike Freeman, 2b	.332
2009	Ben Paulsen, 1b	.367
2010	Brad Miller, ss	.357
2011	Brad Miller, ss	*.395
2012	Richie Shaffer, 3b	.336


At-Bats

Year	Player, Pos.	AB
1939	Ed Irick, 3b	67
1940	Francis Coakley, of	64
1941	Dude Buchanan, 1b	68
1942	Herb Jessen, 1b	71
1943	Frank Gillespie, 1b	61
1944	No Team	
1945	Bull Cagle, of	49
1946	Dewey Quinn, 3b	85

1947	Homer Coker, of	122
1948	Ken Culberson, ss	120
1949	Ken Culberson, ss	110
1950	Ken Culberson, ss	137
1951	Dick Hendley, c	93
1952	Roy Coker, 2b	87
1953	Roy Coker, 2b	73
1954	Roy Coker, 2b	105
1955	Lonnie Shealy, 2b	70
1956	Bill Barnett, of	76
1957	Butch Coker, c	74
1958	Bud Spiers, ss	130
1959	Ty Cline, of/p	135
1960	Ty Cline, of	89
	Dave Lynn, c	89
1961	Elmo Lam, ss	91
1962	Elmo Lam, ss	107
1963	Elmo Lam, ss	103
1964	Ben Marsella, 2b	117
1965	Rusty Adkins, of	*126
1966	Rusty Adkins, 2b	121
1967	Rusty Adkins, 2b	*149
1968	Randy Bray, ss	*146
1969	Randy Bray, ss	*167
1970	Randy Bray, ss	144
1971	Calvin Weeks, ss	*160
1972	Kenny Bagwell, 2b	135
1973	Richard Haynes, 2b	*138
1974	Mike Pulaski, of	*158
1975	Kurt Seibert, ss	*153
1976	Robert Bonnette, 3b	*207
1977	Robert Bonnette, ss	*216
1978	Tony Masone, of	186
1979	Tony Masone, of	*224
1980	Billy Weems, of	229
1981	Mike Mahoney, of	*222
1982	Frank Russ, 2b	*237
1983	Bob Paulling, 1b	199
1984	Brooks Shumake, of	218
1985	Chuck Baldwin, ss	*252
1986	Chuck Baldwin, 1b	*289
1987	Steve Baucom, 3b	*268
1988	Jerry Brooks, 3b	*284
1989	Henry Threadgill, 2b	*283
1990	Brian Kowitz, of	253
1991	Eric Macrina, dh	260
1992	Kevin Northrup, of	249
1993	Keith Williams, of	255
1994	Shane Monahan, of	*330
1995	Shane Monahan, of	*273
1996	Paul Galloway, 3b	252
1997	Jason Embler, 1b	*269
1998	Patrick Boyd, of	241
1999	Khalil Greene, 3b	274
2000	Jeff Baker, ss	275
2001	Casey Stone, of	274
2002	Khalil Greene, ss	285
2003	Brad McCann, 3b	251
2004	Brad McCann, 3b	253
	Lou Santangelo, c	253
2005	Taylor Harbin, 2b	274
2006	Tyler Colvin, of	281
2007	Taylor Harbin, ss	253
2008	Wilson Boyd, of	233
2009	Mike Freeman, 2b	268
2010	Mike Freeman, 2b	*299
2011	John Hinson, 3b	245
2012	Steve Wilkerson, 2b	258

Runs

Year	Player, Pos.	R
1939	Teddy Boselli, ss	15
1940	Dude Buchanan, 1b	21
1941	Dude Buchanan, 1b	27
1942	Don Belk, of	16
	Bob Berry, ss	16
1943	Homer Coker, of	25
1944	No Team	
1945	H.H. Tyler, 2b	16
1946	June Pruitt, 1b	20
1947	Lynwood McMakin, 2b	39
1948	Ray Mathews, of	23
1949	Ken Culberson, ss	33
1950	Fred Knoebel, of	45
1951	Roby Crouch, 1b	29
1952	Roy Coker, 2b	26
1953	Roy Coker, 2b	17
1954	Doug Kingsmore, of	*25
1955	Lonnie Shealy, 2b	13



RANDY BRAY LED THE 1968 AND 1970 TEAMS IN BATTING AVERAGE.

1956	Bill Barnett, of	16
	Don Shealy, of/p	16
1957	Doug Hoffman, of	11
1958	Larry Bagwell, 3b	*34
1959	Ty Cline, of/p	*34
1960	Ty Cline, of	26
1961	Elmo Lam, ss	27
1962	Johnny Jones, of	28
1963	Johnny Jones, of	22
	Nicky Lomax, of	22
1964	Buddy Nixon, 1b	23
1965	Rusty Adkins, of	*30
	Jack McCall, ss	*30
1966	Rusty Adkins, 2b	*39
1967	Rusty Adkins, 2b	*40
1968	Don Russell, 3b	26
1969	Don Russell, 3b	*43
1970	Don Russell, 3b	33
1971	Johnny Severs, of	*37
1972	Kenny Bagwell, 2b	24
1973	Richard Haynes, 2b	*29
	Craig White, of	*29
1974	Smiley Sanders, of	*41
1975	Kurt Seibert, ss	*48
1976	Kurt Seibert, ss	*43
1977	Neil Simons, of	50
1978	Steve Nilsson, 1b	*49
1979	Dave Buffamoyer, c	*66
1980	Billy Weems, of	58
1981	Mike Mahoney, of	54
1982	Mark Davidson, of	*58
1983	Jim McCollom, c	50
1984	Brooks Shumake, of	60
1985	Bert Heffernan, c	60
1986	Bill Spiers, ss	*73
1987	Bert Heffernan, c	68
1988	Bert Heffernan, c	*93
1989	Brian Kowitz, of	61
1990	Brian Kowitz, of	*87
1991	Jim Crowley, 2b	79
1992	Kevin Northrup, of	67
1993	Billy McMillon, of	64
1994	Shane Monahan, of	*A97
1995	Shane Monahan, of	*82
1996	Gary Burnham, of	62
	Doug Livingston, 2b	62
1997	Gary Burnham, of	83
1998	Patrick Boyd, of	66
1999	Henri Stanley, of	85
2000	Casey Stone, of	65
2001	Jeff Baker, 3b	66
2002	Khalil Greene, ss	*A93
2003	Michael Johnson, 1b	54
	Russell Triplett, ss	54
2004	Brad McCann, 3b	64
2005	Taylor Harbin, 2b	64
2006	Brad Chalk, of	67

2007	Marquez Smith, 3b	54
2008	Mike Freeman, inf	46
	Ben Paulsen, 1b	46
2009	Mike Freeman, 2b	60
	Jeff Schaus, of	60
2010	Kyle Parker, of	85
2011	John Hinson, 3b	62
	Richie Shaffer, 1b	62
2012	Richie Shaffer, 3b	49
	Steve Wilkerson, 2b	49

Hits

Year	Player, Pos.	H
1939	Ed Irick, 3b	24
1940	Francis Coakley, of	25
1941	Dude Buchanan, 1b	33
1942	Homer Coker, of	24
1943	Homer Coker, of	24
1944	No Team	
1945	J.A. Timmerman, ss	11
	H.H. Tyler, 2b	11
1946	Dewey Quinn, 3b	31
1947	Dewey Quinn, of	38
1948	Jimmy Jones, 1b	37
1949	Ken Culberson, ss	39
1950	Doug Angley, of	51
1951	Ray Mathews, of	33
1952	Fred Knoebel, of	30
1953	Wyman Morris, 3b	27
1954	Roy Coker, 2b	33
	Doug Kingsmore, of	33
1955	Lonnie Shealy, 2b	25
1956	Don Shealy, of/p	23
1957	Butch Coker, c	20
	Don Shealy, of/p	20
1958	Bud Spiers, ss	42
1959	Ty Cline, of/p	44
1960	Dave Lynn, c	32
1961	Pete Ayoub, 2b	29
	Elmo Lam, ss	29
1962	Johnny Jones, of	36
1963	Johnny Jones, of	33
1964	Ben Marsella, 2b	33
1965	Rusty Adkins, of	*56
1966	Rusty Adkins, 2b	44
1967	Rusty Adkins, 2b	*50
1968	Randy Bray, ss	*48
1969	Calvin Weeks, 2b/of	*57
1970	Randy Bray, ss	41
1971	Craig White, of	*49
1972	Kenny Bagwell, 2b	40
1973	Craig White, of	*44
1974	Mike Pulaski, of	*48
1975	Denny Walling, of	*59
1976	Steve Tucker, of	*69
1977	Neil Simons, of	*74
1978	Tony Masone, of	61

1979	Tony Masone, of	74
1980	Billy Weems, of	75
1981	Greg Guin, 1b	*79
1982	Mark Davidson, of	*75
1983	Bob Paulling, 1b	*81
1984	Jim McCollom, dh	71
1985	Jim McCollom, 1b	*98
1986	Chuck Baldwin, 1b	*107
1987	Steve Baucom, 3b	93
1988	Jerry Brooks, 3b	*106
1989	Henry Threadgill, 2b	*93
1990	Brian Kowitz, of	*102
1991	Jim Crowley, 2b	*98
1992	Kevin Northrup, of	*95
1993	Shane Monahan, 1b	*94
1994	Shane Monahan, of	*A137
1995	Shane Monahan, of	*106
1996	Jason Embler, 1b	85
1997	Gary Burnham, of	104
1998	Matt Padgett, of	88
1999	Khalil Greene, 3b	98
2000	Khalil Greene, 3b	98
2001	Casey Stone, of	103
2002	Khalil Greene, ss	*A134
2003	Brad McCann, 3b	87
2004	Brad McCann, 3b	96
2005	Taylor Harbin, 2b	94
2006	Tyler Colvin, of	100
2007	Marquez Smith, 3b	84
2008	Wilson Boyd, of	70
	Ben Paulsen, 1b	70
2009	Ben Paulsen, 1b	95
2010	Mike Freeman, 2b	99
2011	John Hinson, 3b	81
2012	Richie Shaffer, 3b	78

Doubles

Year	Player, Pos.	2B
1939	Ed Irick, 3b	6
1940	Francis Coakley, of	4
1941	Dude Buchanan, 1b	5
1942	Bob Berry, ss	4
	Homer Coker, of	4
1943	Homer Coker, of	4
	Jay Good, 3b	4
1944	No Team	
1945	Bull Cagle, of	3
1946	Dewey Quinn, of	6
1947	Frank Gillespie, 1b	7
	Dewey Quinn, of	7
1948	Jimmy Jones, 1b	7
1949	Luke Deanhardt, 1b	8
1950	Doug Angley, of	9
1951	Gene Aughray, 2b	8
1952	Jim Evans, ss	8
1953	Wyman Morris, 3b	9
1954	Roy Coker, 2b	5



1955	Roger Gaines, of	6
1956	Bill Barnett, of	5
1957	Don Shealy, of/p	5
1958	Larry Bagwell, 3b	*8
	Fred DeBerry, 1b	*8
1959	Ty Cline, of/p	*7
1960	Toby Bradshaw, 2b	7
1961	Elmo Lam, ss	6
1962	Gene Harbeson, c	7
1963	Pete Ayoub, 2b	8
1964	Buddy Nixon, 1b	7
1965	Rusty Adkins, of	10
	Tony Jackson, 2b	10
1966	Jack McCall, ss	*12
1967	Ron Zupa, 1b	10
1968	Randy Bray, ss	*8
1969	Randy Bray, ss	9
	Craig White, of	9
1970	Calvin Weeks, ss	7
1971	Craig White, of	*11
1972	Kenny Bagwell, 2b	9
1973	Craig White, of	*10
1974	Smiley Sanders, of	11
1975	Steve Tucker, of	*11
1976	Steve Tucker, of	*16
1977	Bill Foley, c	*14
	Robert Bonnette, ss	*14
1978	Tony Masone, of	*18
1979	Robert Bonnette, 3b	14
	Tim Teufel, 2b	14
1980	Tim Teufel, 2b	16
1981	Craig Roberson, 3b	*20
1982	Jimmy Key, p/of	*21
1983	Jim McCollom, c	15
1984	Brooks Shumake, of	14
1985	Jim McCollom, 1b	*19
1986	Chuck Baldwin, 1b	*23
1987	Steve Baucum, 3b	21
1988	Jerry Brooks, 3b	21
	Randy Mazey, of	21
1989	Mike Milchin, 1b	19
1990	Brian Kowitz, of	*22
1991	Billy McMillon, of	26
1992	Kevin Northrup, of	23
1993	Billy McMillon, of	*21
1994	Shane Monahan, of	23
1995	Gary Burnham, of	*27
1996	Gary Burnham, of	24
1997	Kurt Bultmann, ss	*31
1998	Jason Harris, 1b	20
1999	Kurt Bultmann, 2b	23
2000	Khalil Greene, 3b	24
2001	Khalil Greene, ss	18
2002	Khalil Greene, ss	*A33
2003	Brad McCann, 3b	21
2004	Brad McCann, 3b	20
2005	Taylor Harbin, 2b	*28
2006	Tyler Colvin, of	*22
2007	Taylor Harbin, ss	19
2008	Ben Paulsen, 1b	18
2009	Ben Paulsen, 1b	18
2010	Mike Freeman, 2b	24
2011	Phil Pohl, dh	22
2012	Richie Shaffer, 3b	21

Triples

Year	Player, Pos.	3B
1939	Frank Horton, 2b	3
1940	Joe Blalock, of	3
	Dude Buchanan, 1b	3
1941	Dude Buchanan, 1b	4
1942	Don Belk, of	3
1943	Leo Fisher, 2b	2
	J.C. Herring, of	2
1944	No Team	
1945	Bull Cagle, of	1
	H.N. Lindsay, c/of	1
	H.H. Tyler, 2b	1
1946	Dewey Quinn, 3b	5
1947	Homer Coker, of	2
	Frank Gillespie, 1b	2
	Dewey Quinn, of	2
1948	Luke Deanhardt, 1b	3
2008	Gene Moore, c	3
1949	Gene Aughtry, 2b	2
	Tom Castles, of	2
	H.S. Joyce, p	2
	Gene Moore, c	2
1950	Doug Angley, of	4

1951	Dick Hendley, c	3
	Fred Knoebel, of	3
1952	Roy Coker, 2b	1
	Roger Gaines, of	1
	Fred Knoebel, of	1
	Joe Murray, 1b	1
	Billy O'Dell, p	1
1953	Roy Coker, 2b	2
	Wyman Morris, 3b	2
1954	Roy Coker, 2b	4
1955	Bill Barnett, of	3
1956	Bill Barnett, of	3
1957	Carol Brown, of	1
	Butch Coker, c	1
	Doug Hoffman, of	1
	Don Shealy, of/p	1
	Larry Wilson, 1b	1
1958	Bud Spiers, ss	3
1959	Doug Hoffman, of	*5
1960	Ty Cline, of	*5
1961	Elmo Lam, ss	3
1962	Johnny Jones, of	2
	Buddy Nixon, 1b	2
1963	Dave Ellisor, 3b	*4
1964	Buddy Nixon, 1b	*4
1965	Rusty Adkins, of	4
	George Sutton, of	4
1966	Rusty Adkins, 2b	*6
1967	Rusty Adkins, 2b	*A7
1968	Don Russell, 3b	*5
	Keith Waters, of	*5
1969	Don Russell, 3b	*8
1970	Eddie Dixon, 1b	*5
	Don Russell, 3b	*5
	Johnny Severs, of	*5
	Craig White, of	*5
1971	Johnny Severs, of	*6
	Dave Van Volkenburg, 1b/p	*6
1972	Dave Van Volkenburg, 1b/p	3
1973	Craig White, of	*3
1974	Lin Hamilton, c	*4
1975	Dave Caldwell, of	*4
1976	Dave Caldwell, of	*8
1977	Neil Simons, of	*6
1978	Tony Masone, of	4
	Billy Weems, of	4
1979	Dave Buffamoyer, c	4
1980	Neil Simons, of	4
	Billy Weems, of	4
1981	Scott Powers, ss	4
1982	Ricky Hester, of	*5
1983	Dave Lemaster, of	4
	Jim McCollom, c	4
1984	Scott Powers, ss	4

1985	Jim McCollom, 1b	4
	Steve Williams, c	4
1986	Steve Baucum, 3b	6
1987	Bill Spiers, ss	*11
1988	Bert Heffernan, c	6
1989	Henry Threadgill, 2b	*6
1990	Brian Kowitz, of	*6
	Jeff Miller, inf	*6
1991	Kevin Northrup, of	*9
1992	Shawn Satterfield, of	*8
1993	Shane Monahan, 1b	7
1994	Shane Monahan, of	9
1995	David Miller, 1b	*10
1996	Jerome Robinson, of	6
1997	Nathan Broome, of	2
	Gary Burnham, of	2
	Brian Holstad, 2b	2
	Henri Stanley, of	2
1998	Jason Harris, 1b	2
	Peter Nystrom, of	2
	Doug Roper, ss	2
	Justin Singleton, 3b	2
1999	Kurt Bultmann, 2b	2
	Henri Stanley, of	2
2000	Ryan Riley, 2b	*7
2001	Jeff Baker, 3b	2
	Chad Coder, of	2
	Casey Stone, of	2
2002	L.J. DeMaino, of	5
2003	Herman Demmink, 2b	1
	Garrick Evans, of	1
	Ryan Hub, of	1
	Brad McCann, 3b	1
	Steve Pyzik, c	1
2004	Tony Sipp, of	4
2005	Taylor Harbin, 2b	4
2006	Tyler Colvin, of	5
2007	Addison Johnson, of	5
2008	Doug Hogan, c	3
2009	Mike Freeman, 2b	5
2010	Brad Miller, ss	4
2011	Will Lamb, of	4
2012	Thomas Brittle, of	*8
Home Runs		
Year	Player, Pos.	HR
1939	George Brodie, of	4
1940	Dude Buchanan, 1b	3
1941	Joe Blalock, of	3
	Dude Buchanan, 1b	3
	Pop Locklair, of	3
	Ace Parker, c	3
1942	Don Belk, of	3
1943	Hank Sullivan, c	4

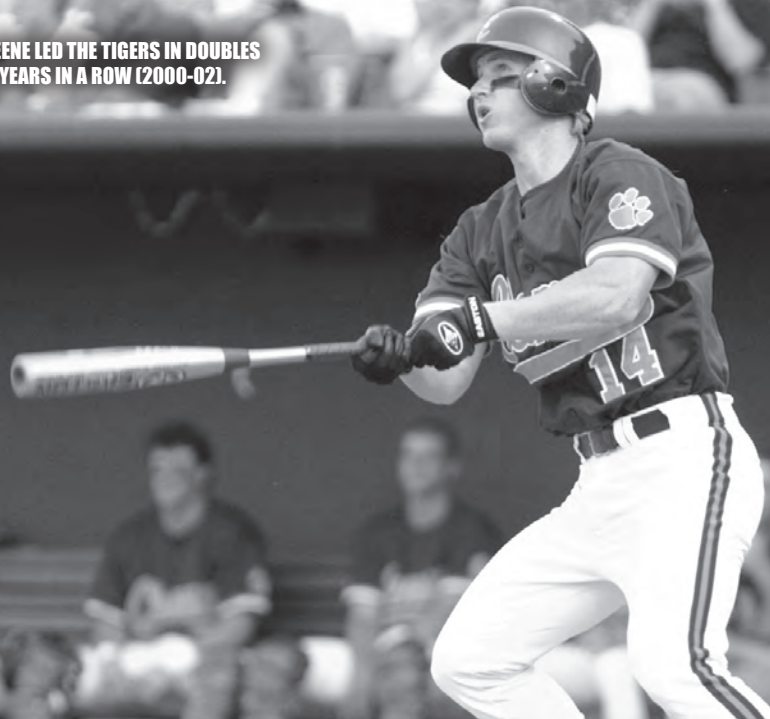
1944	No Team	
1945	Bull Cagle, of	2
1946	Charlie Mimms, 3b/of	2
1947	Lynwood McMakin, 2b	3
	Dewey Quinn, of	3
	Hale Sherard, 3b	3
1948	Frank Gillespie, 3b	5
1949	Frank Gillespie, 3b	9
1950	Ken Culberson, ss	6
	Fred Knoebel, of	6
	Ray Mathews, of	6
1951	Ray Mathews, of	5
1952	Fred Knoebel, of	7
1953	Bill Barnett, of	4
1954	Doug Kingsmore, of	*10
1955	Bill Barnett, of	2
	Charlie Blackston, ss	2
	Jim O'Quinn, of	2
	Dick Swetenburg, 1b	2
1956	Bill Barnett, of	4
1957	Bud Spiers, ss	3
1958	Bud Spiers, ss	4
1959	Doug Hoffman, of	*4
1960	Dave Lynn, c	*8
1961	Dave Lynn, c	*6
1962	Nicky Lomax, of	6
	Buddy Nixon, 1b	6
1963	Johnny Jones, of	6
1964	Ben Marsella, 2b	6
	George Sutton, of	6
1965	Jack McCall, ss	.8
1966	George Sutton, of	*11
1967	Rusty Adkins, 2b	*6
1968	Randy Bray, ss	4
	Don Russell, 3b	4
	Ron Zupa, 1b	4
1969	Craig White, of	*8
1970	Craig White, of	7
1971	Craig White, of	4
1972	Smiley Sanders, of	6
1973	Craig White, of	*8
1974	Smiley Sanders, of	*8
1975	Denny Walling, of	*13
1976	Dave Caldwell, of	*9
	Bill Foley, c	*9
1977	Bill Foley, c	*14
1978	Bill Schroeder, c	10
1979	Tony Masone, of	13
	Neil Simons, of	13
	Tim Teufel, 2b	13
1980	Tim Teufel, 2b	*11
1981	Craig Roberson, 3b	12
1982	Jim McCollom, of/1b	11
1983	Bob Paulling, 1b	10

1984	Jim McCollom, dh	11
1985	Jim McCollom, 1b	21
1986	Chuck Baldwin, 1b	16
	Ray Williams, of	16
1987	Chuck Baldwin, 1b	9
	Steve Baucum, 3b	9
	Mike Milchin, 1b	9
1988	Mike Couture, 1b	17
1989	Mike Couture, c	10
	Jim Crowley, 3b	10
1990	Eric Macrina, dh	18
1991	Eric Macrina, dh	*24
1992	Keith Williams, of	13
1993	Keith Williams, of	19
1994	Matthew LeCroy, c	11
	Shane Monahan, of	11
1995	Matthew LeCroy, c	15
1996	Matthew LeCroy, c	14
1997	Matthew LeCroy, c	24
1998	Matt Padgett, of	14
1999	Patrick Boyd, of	17
2000	Jeff Baker, ss	11
2001	Jeff Baker, 3b	23
2002	Khalil Greene, ss	*27
2003	Michael Johnson, 1b	12
2004	Lou Santangelo, c	18
2005	Kris Harvey, dh	*25
2006	Andy D'Alessio, 1b	*23
2007	Andy D'Alessio, 1b	17
2008	Kyle Parker, of/inf	14
2009	Ben Paulsen, 1b	13
	Jeff Schaus, of	13
2010	Kyle Parker, of	20
2011	Richie Shaffer, 1b	13
2012	Richie Shaffer, 3b	10

RBIs

Year	Player, Pos.	RBI
1939	George Brodie, of	9
1940	Francis Coakley, of	12
1941	Dude Buchanan, 1b	24
1942	Don Belk, of	18
1943	Frank Gillespie, 1b	16
	Hank Sullivan, c	16
1944	No Team	
1945	Bull Cagle, of	5
1946	Dewey Quinn, 3b	15
1947	Dewey Quinn, of	24
	Jack McCall, ss	25
1948	Jimmy Jones, 1b	19
1949	Frank Gillespie, 3b	33
1950	Ken Culberson, ss	36
1951	Dick Hendley, c	25
1952	Fred Knoebel, of	29

KHALIL GREENE LED THE TIGERS IN DOUBLES FOR THREE YEARS IN A ROW (2000-02).



1953	Wyman Morris, 3b	19
1954	Doug Kingsmore, of	27
1955	Jim O'Quinn, c	13
1956	Bill Barnett, of	19
1957	Don Shealy, of/p	13
1958	Bud Spiers, ss	*34
1959	Larry Bagwell, 3b	*27
1960	Dave Lynn, c	*31
1961	Dave Lynn, c	21
1962	Buddy Nixon, 1b	30
1963	Johnny Jones, of	22
1964	Ben Marsella, 2b	29
1965	Rusty Adkins, of	25
1966	George Sutton, of	*39
1967	Rusty Adkins, 2b	*24
1968	Randy Bray, ss	23
1969	Craig White, of	*40
1970	Craig White, of	28
1971	Craig White, of	28
1972	Smiley Sanders, of	21
1973	Craig White, of	*31
1974	Smiley Sanders, of	*30
1975	Denny Walling, of	*A60
1976	Dave Caldwell, of	*49
1977	Robert Bonnette, ss	*51
	Bill Foley, c	*51
1978	Tony Masone, of	*49
1979	Tony Masone, of	*61
1980	Tim Teufel, 2b	*66
1981	Craig Roberson, 3b	57
1982	Mark Davidson, of	50
1983	Bob Paulling, 1b	55
1984	Jim McCollom, dh	54
1985	Jim McCollom, 1b	76
1986	Chuck Baldwin, 1b	73
1987	Steve Baucom, 3b	69
1988	Jerry Brooks, 3b	80
1989	Jim Crowley, 3b	60
1990	Joe DeBerry, 1b	70
1991	Eric Macrina, dh	84
1992	Keith Williams, of	68
1993	Keith Williams, of	79
1994	Mike Hampton, 3b	70
1995	David Miller, 1b	78
1996	Jason Embler, 1b	57
	Matthew LeCroy, c	57
1997	Gary Burnham, of	82
1998	Patrick Boyd, of	59
	Jason Harris, 1b	59
1999	Kurt Bultmann, 2b	72
2000	Jeff Baker, ss	64
	Khalil Greene, 3b	64
2001	Jeff Baker, 3b	75
2002	Khalil Greene, ss	91
2003	Brad McCann, 3b	67

2004	Brad McCann, 3b	65
2005	Kris Harvey, dh	70
2006	Andy D'Alessio, 1b	*85
2007	Taylor Harbin, ss	62
2008	Doug Hogan, c	51
2009	Ben Paulsen, 1b	61
2010	Jeff Schaus, of	*87
2011	Richie Shaffer, 1b	55
2012	Phil Pohl, dh	58

Total Bases

Year	Player, Pos.	TB
1939	Ed Irick, 3b	37
1940	Dude Buchanan, 1b	38
1941	Dude Buchanan, 1b	55
1942	Don Belk, of	38
1943	Homer Coker, of	39
	Hank Sullivan, c	39
1944	No Team	
1945	Bull Cagle, of	21
1946	Dewey Quinn, 3b	50
1947	Dewey Quinn, of	58
1948	Gene Moore, c	48
1949	Frank Gillespie, 3b	66
1950	Doug Angley, of	77
1951	Ray Mathews, of	52
1952	Fred Knoebel, of	59
1953	Wyman Morris, 3b	46
1954	Doug Kingsmore, of	66
1955	Bill Barnett, of	36
1956	Bill Barnett, of	44
1957	Don Shealy, of/p	27
1958	Bud Spiers, ss	27
1959	Ty Cline, of/p	60
1960	Dave Lynn, c	63
1961	Dave Lynn, c	46
1962	Johnny Jones, of	60
1963	Johnny Jones, of	57
1964	Ben Marsella, 2b	62
1965	Rusty Adkins, of	83
1966	Rusty Adkins, 2b	67
	George Sutton, of	67
1967	Rusty Adkins, 2b	89
1968	Randy Bray, ss	68
1969	Don Russell, 3b	90
	Craig White, of	90
1970	Craig White, of	77
1971	Craig White, of	74
1972	Richard Haynes, 2b	55
1973	Craig White, of	84
1974	Smiley Sanders, of	78
1975	Denny Walling, of	113
1976	Dave Caldwell, of	119
1977	Bill Foley, c	124

1978	Tony Masone, of	111
1979	Tony Masone, of	129
1980	Billy Weems, of	117
1981	Craig Roberson, 3b	126
1982	Mark Davidson, of	119
1983	Bob Paulling, 1b	121
1984	Jim McCollom, dh	121
1985	Jim McCollom, 1b	*188
1986	Chuck Baldwin, 1b	180
1987	Steve Baucom, 3b	143
1988	Jerry Brooks, 3b	179
1989	Henry Threadgill, 2b	135
1990	Brian Kowitz, of	145
1991	Eric Macrina, dh	*179
1992	Kevin Northrup, of	149
1993	Keith Williams, of	176
1994	Shane Monahan, of	211
1995	Shane Monahan, of	*174
1996	Matthew LeCroy, c	137
1997	Gary Burnham, of	176
1998	Matt Padgett, of	146
1999	Patrick Boyd, of	171
2000	Khalil Greene, 3b	143
2001	Jeff Baker, 3b	172
2002	Khalil Greene, ss	*A250
2003	Brad McCann, 3b	137
2004	Brad McCann, 3b	164
2005	Kris Harvey, dh	171
2006	Tyler Colvin, of	171
2007	Doug Hogan, c	142
2008	Ben Paulsen, 1b	129
2009	Ben Paulsen, 1b	160
2010	Kyle Parker, of	162
2011	Richie Shaffer, 1b	128
2012	Richie Shaffer, 3b	133

Slugging Percentage

Year	Player, Pos.	Slg %
1939	George Brodie, of	.615
1940	Dude Buchanan, 1b	.691
1941	Dude Buchanan, 1b	.809
1942	Don Belk, of	.594
1943	Homer Coker, of	.750
1944	No Team	
1945	Bull Cagle, of	.429
1946	Dewey Quinn, 3b	.588
1947	Dewey Quinn, of	.512
1948	Frank Gillespie, 3b	.648
1949	Frank Gillespie, 3b	.641
1950	Doug Angley, of	.597
1951	Ray Mathews, of	.591
1952	Fred Knoebel, of	.720
1953	Wyman Morris, 3b	.703
1954	Doug Kingsmore, of	.742
1955	Bill Barnett, of	.581

1956	Bill Barnett, of	.579
1957	Don Shealy, of/p	.422
1958	Bud Spiers, ss	.500
1959	Doug Hoffman, of	.552
1960	Dave Lynn, c	.708
1961	Dave Lynn, c	.639
1962	Joey Taylor, of	.766
1963	Johnny Jones, of	.570
1964	George Sutton, of	.576
1965	Jack McCall, ss	.670
1966	George Sutton, of	.632
1967	Rusty Adkins, 2b	.597
1968	Randy Bray, ss	.466
1969	Craig White, of	.577
1970	Craig White, of	.538
1971	Craig White, of	.574
1972	Richard Haynes, 2b	.505
1973	Craig White, of	.641
1974	Steve Tucker, of	.541
1975	Denny Walling, of	.807
1976	Dave Caldwell, of	.607
1977	Bill Foley, c	.611
1978	Tony Masone, of	.597
1979	Tim Teufel, 2b	.650
1980	Tim Teufel, 2b	.690
1981	Craig Roberson, 3b	.581
1982	Dave Lemaster, c/of	.582
1983	Jim McCollom, c	.611
1984	Jim McCollom, dh	.596
1985	Jim McCollom, 1b	.749
1986	Chuck Baldwin, 1b	.623
1987	Chuck Baldwin, 1b	.565
1988	Mike Couture, of	.647
1989	Jim Crowley, 3b	.509
1990	Eric Macrina, dh	.693
1991	Billy McMillon, of	.708
1992	Billy McMillon, 1b	.602
1993	Keith Williams, of	.690
1994	Shane Monahan, of	.639
1995	Shane Monahan, of	.637
1996	Jason Embler, 1b	.563
1997	Matthew LeCroy, c	.722
1998	Matt Padgett, of	.624
1999	Patrick Boyd, of	.695
2000	Khalil Greene, 3b	.532
2001	Jeff Baker, 3b	.738
2002	Khalil Greene, ss	*.877
2003	Michael Johnson, 1b	.576
2004	Brad McCann, 3b	.648
2005	Kris Harvey, dh	.687
2006	Andy D'Alessio, 1b	.648
2007	Andy D'Alessio, 1b	.634
2008	Ben Paulsen, 1b	.571
2009	Ben Paulsen, 1b	.618
2010	Kyle Parker, of	.656

2011	Richie Shaffer, 1b	.577
2012	Richie Shaffer, 3b	.573

Walks


Year	Player, Pos.	BB
1942	Winston Holliday, p	12
1943	Unavailable	
1944	No Team	
1945	H.H. Tyler, 2b	14
1946	June Pruitt, 1b	27
1947	Lynwood McMakin, 2b	30
1948	Leo Fisher, 2b	14
1949	Unavailable	
1950	Unavailable	
1951	Roby Crouch, 1b	20
1952	Joe Murray, 1b	17
1953	Doug Kingsmore, of	10
1954	Dick Swetenburg, 1b	22
1955	Jim O'Quinn, c	9
1956	Unavailable	
1957	Doug Hoffman, of	17
1958	Bailey Hendley, of/p	24
1959	Doug Hoffman, of	33
1960	Bailey Hendley, of/p	18
1961	Dave Lynn, c	22
1962	Johnny Jones, of	21
1963	Johnny Jones, of	19
1964	Jack McCall, ss	20
1965	George Sutton, of	22
1966	Jack McCall, ss	27
1967	Rusty Adkins, 2b	27
1968	Don Russell, 3b	30
1969	Don Russell, 3b	42
1970	Don Russell, 3b	35
1971	Johnny Severs, of	44
1972	Dave Van Volkenburg, 1b/p	27
1973	Smiley Sanders, of	23
1974	Lin Hamilton, c	32
1975	Kurt Seibert, ss	39
1976	Kurt Seibert, ss	50
1977	Steve Nilsson, 1b	45
1978	Steve Nilsson, 1b	47
1979	Neil Simons, of	49
1980	Neil Simons, of	51
1981	Glenn Gallagher, of	34
1982	Craig Roberson, 3b	48
1983	Frank Russ, 2b	36
1984	Brooks Shumake, of	42
1985	Bert Heffernan, c	45
1986	Bert Heffernan, c	55
1987	Bert Heffernan, c	45
1988	Bert Heffernan, c	*62
1989	Mike Couture, c	55
1990	Mike Couture, c	44
1991	Todd Stefan, ss	45
1992	Kevin Northrup, of	51
1993	Billy McMillon, of	47
1994	Mike Hampton, 3b	47
1995	Gary Burnham, of	46
1996	Gary Burnham, of	61
1997	Matthew LeCroy, c	53
1998	Patrick Boyd, of	44
1999	Jason Harris, 1b	64
	Henri Stanley, of	64
2000	Patrick Boyd, of	44
2001	Michael Johnson, 1b	43
2002	Michael Johnson, 1b	50
2003	Michael Johnson, 1b	*63
2004	Brad McCann, 3b	36
2005	Brad Chalk, of	34
2006	Brad Chalk, of	41
2007	Andy D'Alessio, 1b	33
2008	Jeff Schaus, of	33
2009	Brad Miller, ss	53
2010	Kyle Parker, of	56
2011	Richie Shaffer, 1b	44
2012	Richie Shaffer, 3b	63

Stolen Bases

Year	Player, Pos.	SB
1939	Teddy Boselli, ss	4
1940	Ace Parker, c	4
1941	Joe Blalock, of	7
1942	Joe Blalock, of	10
1943	Homer Coker, c	8
	Hank Sullivan, c	8
1944	No Team	
1945	H.H. Tyler, 2b	6
1946	J.M. Looper, of	4

DAVE LYNN LED THE 1960 AND 1961 TEAMS IN TOTAL BASES.





BILL PARMER LED THE 1967 TEAM WITH A 1.14 ERA.

Sanford Quinn, of	4
1947 Lynwood McMakin, 2b	6
Dan Stroud, of	6
1948 J.R. Brown, of	10
Ray Mathews, of	10
1949 Frank Gillespie, 3b	5
1950 Fred Knoebel, of	26
1951 Roby Crouch, 1b	14
1952 Billy O'Dell, p	3
1953 Bill Barnett, of	6
1954 Wyman Morris, 3b	10
1955 Bill Barnett, of	2
Charlie Blackston, ss	2
Jim Coleman, of	2
1956 Bill Barnett, of	4
1957 Doug Hoffman, of	2
Don Shealy, of/p	2
1958 Larry Bagwell, 3b	4
Doug Hoffman, of	4
1959 Doug Hoffman, of	11
1960 Ty Cline, of	12
1961 Harry Pavlack, 3b	3
1962 Dave Ellis, 3b	9
1963 Dave Ellis, 3b	9
1964 Jack McCall, ss	3
1965 Rusty Adkins, of	12
1966 Rusty Adkins, 2b	9
1967 Rusty Adkins, 2b	*17
1968 Keith Waters, of	12
1969 Johnny Severs, of	10
1970 Don Russell, 3b	9
Johnny Severs, of	9
1971 Johnny Severs, of	17
1972 Charlie Ing, of	7
1973 John Adeimy, ss	3
Richard Haynes, 2b	3
Craig White, of	3
1974 Lin Hamilton, c	4
Charlie Ing, of	4
Mike Mahoney, of	4
Kurt Seibert, ss	4

1975 Billy Wingo, 2b	*22
1976 Kurt Seibert, ss	*13
1977 Steve Nilsson, 1b	*15
1978 Billy Weems, of	*26
1979 Dave Buffamoyer, c	21
1980 Billy Weems, of	*30
1981 Mike Mahoney, of	12
1982 Brooks Shumake, of/3b	21
1983 Brooks Shumake, ss	30
1984 Brooks Shumake, of	20
1985 Ray Williams, of	16
1986 Bill Spiers, ss	35
1987 Ray Williams, of	24
1988 Randy Mazey, of	34
1989 Henry Threadgill, 2b	*47
1990 Brian Kowitz, of	*34
1991 Kevin Northrup, of	21
1992 Kevin Northrup, of	*47
1993 Shane Monahan, 1b	17
1994 Mike Hampton, 3b	*39
1995 David Miller, 1b	27
1996 Doug Livingston, 2b	24
1997 Brian Holstad, 2b	11
1998 Brian Holstad, 3b	15
Doug Roper, ss	15
1999 Henri Stanley, of	27
2000 Casey Stone, of	25
2001 Casey Stone, of	25
2002 Jeff Baker, 3b	17
Khalil Greene, ss	17
2003 Garrick Evans, of	8
2004 Tony Sipp, of	20
2005 Tyler Colvin, of	12
2006 Tyler Colvin, of	23
2007 Taylor Harbin, ss	14
2008 Stan Widmann, ss	14
2009 Brad Miller, ss	16
2010 John Hinson, 3b	25
2011 John Hinson, 3b	23
2012 Thomas Brittle, of	15

Pitching

ERA		
Year	Player (Throws)	ERA
1953	Billy O'Dell (L)	1.36
1954	Billy O'Dell (L)	0.79
1955	Unavailable	
1956	Johnny Drake (R)	2.56
1957	Harold Stowe (L)	3.58
1958	Harold Stowe (L)	2.34
1959	Harold Stowe (L)	1.57
1960	Jimmy Roller (R)	2.76
1961	Gene Harbeson (R)	3.31
1962	Tommy Lyon (L)	3.62
1963	Greg Casey (R)	2.66
1964	Bob Lowell (R)	2.41
1965	Tommy Chapman (L)	1.80
1966	Charlie Watson (R)	3.43
1967	Bill Parmer (R)	1.14
1968	John Curtis (L)	1.80
1969	Jay Bevis (R)	*1.59
1970	Jay Bevis (R)	1.12
1971	Rusty Gerhardt (L)	2.17
1972	Rusty Gerhardt (L)	2.22
1973	Steve Cline (R)	2.12
1974	Steve Cline (R)	1.84
1975	Randy Quintrell (L)	1.50
1976	Ron Musselman (R)	2.11
1977	Brian Snyder (L)	*1.19
1978	Tommy Qualters (L)	*0.79
1979	Mike Sullivan (R)	*1.98
1980	Bill Duke (R)	*2.24
1981	Jeff Gilbert (R)	3.25
1982	Jimmy Key (R)	2.79
1983	Jeff Gilbert (R)	2.25
1984	Scott Parrish (R)	2.20
1985	George Stone (R)	3.89
1986	Oliver Whitaker (L)	3.12
1987	Alan Botkin (L)	2.54
1988	Jerome Santivasci (R)	1.98
1989	Jerome Santivasci (R)	1.36

1990	Tim Parker (R)	2.97
1991	Jason Angel (R)	*2.33
1992	Mike Holtz (L)	1.26
1993	Scott Winchester (R)	2.61
1994	Mike Holtz (L)	1.66
1995	Scott Winchester (R)	0.59
1996	Kris Benson (R)	*2.02
1997	Ryan Mottl (R)	4.73
1998	Scott Clackum (R)	1.11
1999	Chris Heck (L)	2.23
2000	Nick Glaser (R)	2.45
2001	Steve Reba (R)	2.58
2002	Matt Henrie (R)	3.12
2003	Jason Berken (R)	3.19
2004	Jason Berken (R)	2.53
2005	Stephen Faris (R)	2.60
2006	Stephen Faris (R)	2.36
2007	Stephen Clyne (R)	2.58
2008	Matt Vaughn (R)	3.15
2009	Tomas Cruz (R)	3.33
2010	Alex Frederick (R)	3.75
2011	David Haselden (R)	2.23
2012	Scott Firth (R)	2.09

Wins

Year	Player (Throws)	W
1952	Billy O'Dell (L)	5
1953	Billy O'Dell (L)	6
1954	Billy O'Dell (L)	*8
1955	Leonard Humphries (R)	3
1956	Johnny Drake (R)	4
1957	Harold Stowe (L)	3
1958	Harold Stowe (L)	*A14
1959	Harold Stowe (L)	7
1960	Jimmy Roller (R)	5
1961	Damon Vincent (R)	5
1962	Tommy Lyon (L)	*7
1963	Greg Casey (R)	4
1964	Tommy Chapman (L)	6
1965	Bill Parmer (R)	5
	Charlie Watson (R)	5
1966	Charlie Watson (R)	6
1967	Bill Parmer (R)	*9
1968	Nelson Gibson (R)	7
1969	Dave Van Volkenburg (L)	9
1970	Rusty Gerhardt (L)	*9
1971	Rusty Gerhardt (L)	*11
1972	Rusty Gerhardt (L)	7
1973	Steve Cline (R)	*7
1974	Steve Cline (R)	*9
1975	Chuck Porter (R)	*8
1976	Chuck Porter (R)	*12
1977	Ron Musselman (R)	*12
1978	Mike Brown (R)	9
1979	Mike Sullivan (R)	*10
1980	Mike Brown (R)	9
1981	Jeff Gilbert (R)	8
	Scott Parrish (R)	8
1982	Jeff Gilbert (R)	*9
	Jimmy Key (L)	*9
1983	Scott Parrish (R)	6
	Tim Rice (L)	6
1984	Scott Parrish (R)	7
	John Pawlowski (R)	7
	George Stone (R)	7
1985	John Pawlowski (R)	9
	George Stone (R)	9
1986	Bill Steele (R)	9
1987	Brian Barnes (L)	*12
1988	Brian Barnes (L)	*13
1989	Brian Barnes (L)	*16
1990	Dave Tripp (R)	8
1991	Jason Angel (R)	*14
1992	Scott Miller (R)	11
1993	Chad Phillips (L)	12
1994	Andy Taulbee (R)	12
1995	Jason Dawsey (L)	11
1996	Kris Benson (R)	14
1997	Ryan Mottl (R)	10
1998	Ryan Mottl (R)	9
1999	Matt Additon (R)	6
	Thomas Boozer (L)	6
	Chris Heck (L)	6
	Mike Paradis (R)	6
2000	Ryan Mottl (R)	10
2001	Steve Reba (R)	12
2002	Matt Henrie (R)	13
	Steve Reba (R)	13
2003	Tyler Lumsden (L)	8

2004	Kris Harvey (R)	6
2005	Josh Cribb (R)	8
	Robert Rohrbaugh (L)	8
2006	Jason Berken (R)	9
	Josh Cribb (R)	9
	Stephen Faris (R)	9
2007	Alan Farina (R)	6
	Ryan Hinson (L)	6
	David Kopp (R)	6
2008	D.J. Mitchell (R)	6
	Graham Stoneburner (R)	6
2009	Casey Harman (L)	7
	Graham Stoneburner (R)	7
2010	Scott Weismann (R)	9
2011	Justin Saratt (R)	7
2012	Dominic Leone (R)	7
	Kevin Pohle (R)	7

Appearances


Year	Player (Throws)	App.
1952	Billy O'Dell (L)	10
1953	Billy O'Dell (L)	11
1954	Billy O'Dell (L)	14
1955	Leonard Humphries (R)	7
1956	Leonard Humphries (R)	9
1957	Harold Stowe (L)	9
1958	Harold Stowe (L)	*A21
1959	Harold Stowe (L)	19
1960	Jimmy Roller (R)	14
1961	Gene Harbeson (R)	12
1962	Tommy Lyon (L)	13
1963	Tommy Lyon (L)	14
1964	Tommy Chapman (L)	12
1965	Charlie Watson (R)	14
1966	Charlie Watson (R)	15
1967	Pete Myers (R)	16
1968	Tom Hudgins (R)	13
1969	Jay Bevis (R)	16
1970	Jay Bevis (R)	20
1971	Jay Bevis (R)	16
	Rusty Gerhardt (L)	16
1972	Jay Bevis (R)	17
1973	Jimmy Baker (R)	18
1974	Larry Meekins (R)	18
1975	Larry Meekins (R)	14
	Chuck Porter (R)	14
1976	Chuck Porter (R)	15
	Randy Quintrell (L)	15
1977	Ron Musselman (R)	17
1978	Dave Woessner (R)	20
1979	Mike Sullivan (R)	17
1980	Billy Trapp (R)	28
1981	Jimmy Key (L)	18
1982	Lee Wiles (R)	22
1983	Lynn Martin (R)	24
1984	John Pawlowski (R)	22
1985	John Burnett (L)	*22
1986	Mike Huggins (R)	22
1987	Phillip Lowery (R)	23
1988	Brian Barnes (L)	22
	Mike Milchin (L)	22
	Jerome Santivasci (R)	22
1989	Jerome Santivasci (R)	27
1990	Ron Frazier (R)	24
1991	Eric Bradford (R)	25
1992	Aaron Jersild (L)	32
1993	Andy Taulbee (R)	30
1994	Scott Winchester (R)	28
1995	Scott Winchester (R)	33
1996	David Shepard (R)	27
1997	Matt Additon (R)	24
	Scott Clackum (R)	24
1998	Scott Clackum (R)	23
1999	Matt Additon (R)	26
2000	Nick Glaser (R)	33
2001	Josh Cram (R)	28
2002	Tyler Lumsden (L)	27
2003	Robert Rohrbaugh (L)	26
2004	Patrick Hogan (R)	24
2005	Jeff Hahn (R)	25
2006	Daniel Moskos (L)	33
2007	Stephen Clyne (R)	31
2008	Matt Vaughn (R)	30
2009	Ryan Hinson (L)	28
2010	Alex Frederick (R)	33
2011	Alex Frederick (R)	27
2012	Scott Firth (R)	24
	Jonathan Meyer (R)	24

Starts

Year	Player (Throws)	Starts
1952	Billy O'Dell (L)	7
1953	Billy O'Dell (L)	8
1954	Billy O'Dell (L)	11
1955	Leonard Humphries (R)	6
1956	Leonard Humphries (R)	7
1957	Harold Stowe (L)	7
1958	Harold Stowe (L)	15
1959	Harold Stowe (L)	9
1960	Dave Sprouse (R)	7
1961	Damon Vincent (R)	10
1962	Tommy Lyon (L)	9
	Dave Olson (R)	9
1963	Damon Vincent (R)	6
1964	Tommy Chapman (L)	11
1965	Tommy Chapman (L)	11
1966	Bill Parmer (R)	9
1967	Bill Parmer (R)	10
1968	Tom Hudgins (R)	10
1969	Rusty Gerhardt (L)	15
1970	Rusty Gerhardt (L)	14
1971	Rusty Gerhardt (L)	14
1972	Rusty Gerhardt (L)	12
1973	Steve Cline (R)	9
1974	Steve Cline (R)	13
1975	Chuck Porter (R)	13
1976	Ron Musselman (R)	14
	Chuck Porter (R)	14
1977	Ron Musselman (R)	15
1978	Mike Sullivan (R)	13
1979	Brian Snyder (L)	14
1980	Mike Brown (R)	15
	Jimmy Key (L)	15
1981	Jimmy Key (L)	15
1982	Jimmy Key (L)	16
1983	Scott Parrish (R)	12
1984	George Stone (R)	11
1985	John Pawlowski (R)	17
	George Stone (R)	17
1986	Bill Steele (R)	16
1987	Brian Barnes (L)	17
1988	Brian Barnes (L)	*19
1989	Brian Barnes (L)	19
1990	Tim Parker (R)	17
1991	Jason Angel (R)	16
1992	Jason Angel (R)	17
1993	Chad Phillips (L)	15
	Jeff Sauve (R)	15
1994	Andy Taulbee (R)	18
1995	Jason Dawsey (L)	19
1996	Kris Benson (R)	19
1997	Ryan Mottl (R)	16
1998	Ryan Mottl (R)	16
1999	Ryan Mottl (R)	17
2000	Ryan Mottl (R)	19
2001	Steve Reba (R)	17
2002	Steve Reba (R)	19
2003	Tyler Lumsden (L)	16
2004	Kris Harman (L)	14
	Tyler Lumsden (L)	14
2005	Robert Rohrbaugh (L)	16
2006	Jason Berken (R)	18
	Stephen Faris (R)	18
2007	David Kopp (R)	*18
2008	D.J. Mitchell (R)	14
	Graham Stoneburner (R)	14
2009	Chris Dwyer (L)	*17
2010	Casey Harman (L)	*19
2011	Justin Sarratt (R)	13
2012	Dominic Leone (R)	16

Relief Appearances

Year	Player (Throws)	RA
1952	Gerald Dempsey (R)	3
	Charlie Hall (R)	3
	Robby Saylor (L)	3
1953	Bubba Free (R)	4
1954	Mickey Cone (L)	3
	Billy O'Dell (L)	3
1955	Bill Toth (R)	5
1956	Bill Toth (R)	7
1957	Frank Elrod (L)	4
1958	Ed Lakey (R)	8
1959	Harold Stowe (L)	10
1960	Jimmy Roller (R)	9
1961	Jimmy Roller (R)	8
1962	Bill Burnette (R)	9
1963	Tommy Lyon (L)	10



CLEMSON'S 1996 WEEKEND ROTATION OF KRIS BENSON (LEFT), BILLY KOCH (CENTER), AND KEN VINING (RIGHT) WAS ONE OF THE BEST IN SCHOOL HISTORY. BENSON HAD A TEAM-HIGH FOUR SHUTOUTS IN 1996.

Complete Games

Year	Player (Throws)	CG
1964	Bob Lowell (R)	9
1965	Charlie Watson (R)	11
1966	Bill James (R)	9
1967	Pete Myers (R)	11
1968	Alan Demarest (R)	9
1969	Jay Bevis (R)	15
1970	Jay Bevis (R)	20
1971	Jay Bevis (R)	16
1972	Jay Bevis (R)	16
1973	Jimmy Baker (R)	17
1974	Larry Meekins (R)	18
1975	Tommy Qualters (R)	13
1976	Houston Matthews (R)	9
1977	Dave Woessner (R)	14
1978	Dave Woessner (R)	19
1979	Billy Trapp (R)	12
	Dave Woessner (R)	12
1980	Billy Trapp (R)	28
1981	Glenn Martin (R)	15
1982	Lee Wiles (R)	22
1983	Lynn Martin (R)	24
1984	John Pawlowski (R)	18
1985	John Burnett (L)	*22
1986	Mike Huggins (R)	22
1987	Phillip Lowery (R)	21
1988	Mike Milchin (L)	22
	Jerome Santivasci (R)	22
1989	Jerome Santivasci (R)	27
1990	Eric Bradford (R)	17
1991	Eric Bradford (R)	25
1992	Aaron Jersild (L)	32
1993	Scott Winchester (R)	26
1994	Scott Winchester (R)	28
1995	Scott Winchester (R)	33
1996	David Shepard (R)	27
1997	Matt Additon (R)	24
	Scott Clackum (R)	24
1998	Scott Clackum (R)	23
1999	Matt Additon (R)	21
2000	Nick Glaser (R)	33
2001	Josh Cram (R)	28
2002	Thomas Boozer (L)	26
2003	Robert Rohrbaugh (L)	25
2004	Patrick Hogan (R)	24
2005	Jeff Hahn (R)	23
2006	Daniel Moskos (L)	33
2007	Stephen Clyne (R)	31
2008	Matt Vaughn (R)	29
2009	Ryan Hinson (L)	26
2010	Casey Harman (L)	32
2011	Alex Frederick (R)	25
2012	Scott Firth (R)	24

Year	Player (Throws)	CG
1952	Billy O'Dell (L)	4
1953	Billy O'Dell (L)	6
1954	Billy O'Dell (L)	9
1955	George Compton (R)	3
1956	Johnny Drake (R)	3
1957	Harold Stowe (L)	4
1958	Harold Stowe (L)	8
1959	Harold Stowe (L)	4
1960	Bailey Hendley (R)	2
	Jimmy Roller (R)	2
1961	Gene Harbeson (R)	4
	Damon Vincent (R)	4
1962	Tommy Lyon (L)	5
1963	Greg Casey (R)	2
	Tommy Chapman (L)	2
1964	Tommy Chapman (L)	6
1965	Tommy Chapman (L)	5
1966	Charlie Watson (R)	3
1967	Laval Johnson (L)	2
	Pete Myers (R)	2
	Bill Parmer (R)	2
	Charlie Watson (R)	2
1968	Bill James (R)	4
1969	Dave Van Volkenburg (L)	7
1970	Rusty Gerhardt (L)	*8
1971	Rusty Gerhardt (L)	*6
1972	Rusty Gerhardt (L)	6
1973	Steve Cline (R)	3
	Lindsay Graham (R)	3
1974	Steve Cline (R)	*7
1975	Randy Quintrell (L)	5
1976	Chuck Porter (R)	*11
1977	Ron Musselman (R)	*8
1978	Mike Brown (R)	6
1979	Mike Sullivan (R)	5
1980	Mike Brown (R)	5
1981	Jeff Gilbert (R)	7
1982	Jimmy Key (L)	*7
1983	Jeff Gilbert (R)	2
1984	Scott Parrish (R)	5
1985	George Stone (R)	8
1986	Bill Steele (R)	2
1987	Brian Barnes (L)	5
	Alan Botkin (L)	5
1988	Brian Barnes (L)	6
1989	Brian Barnes (L)	*9
1990	Tim Parker (R)	5
1991	Jason Angel (R)	3
1992	Scott Miller (R)	2
1993	Jason Dawsey (L)	2

1994	Kris Benson (R)	1
	Jason Dawsey (L)	1
	Billy Koch (R)	1
1995	Jason Dawsey (L)	4
1996	Kris Benson (R)	7
1997	Ryan Mottl (R)	2
	Matt White (L)	2
1998	Ryan Mottl (R)	1
	Matt White (L)	1
1999	Ryan Mottl (R)	1
2000	Ryan Mottl (R)	2
2001	Steve Reba (R)	2
2002	Steve Reba (R)	1
2003	Tyler Lumsden (L)	1
2004	Robert Rohrbaugh (L)	1
2005	Josh Cribb (R)	*3
	Stephen Faris (R)	*3
2006	Josh Cribb (R)	1
	Stephen Faris (R)	1
2007	David Kopp (R)	1
2008	D.J. Mitchell (R)	1
	Graham Stoneburner (R)	1
2009	Chris Dwyer (L)	1
2010	Casey Harman (L)	1
2011	Jonathan Meyer (R)	1
2012	No Complete Games	

Shutouts

Year	Player (Throws)	SHO
1947	Joe Hazle (R)	1
1948	Nig Griffith (R)	1
1949	Bob Gaddis (R)	1
1950	Bill Ford (R)	1
	Bob Hughes (L)	1
1951	No Individual Shutouts	
1952	No Individual Shutouts	
1953	Billy O'Dell (L)	2
1954	Billy O'Dell (L)	3
1955	No Individual Shutouts	
1956	No Individual Shutouts	
1957	Don Shealy (R)	1
1958	No Individual Shutouts	
1959	Bailey Hendley (R)	1
	Harold Stowe (L)	1
1960	Jimmy Roller (R)	1
1961	No Individual Shutouts	
1962	Damon Vincent (R)	1
1963	No Individual Shutouts	
1964	Greg Casey (R)	1
1965	Tommy Chapman (L)	2
1966	Charles Watson (R)	1
1967	Laval Johnson (L)	1

	Pete Myers (R)	1
	Bill Parmer (R)	1
1968	John Curtis (L)	1
	Alan Demarest (R)	1
	Nelson Gibson (R)	1
	Tom Hudgins (R)	1
	Bill James (R)	1
1969	Rusty Gerhardt (L)	1
	Tom Hudgins (R)	1
1970	Rusty Gerhardt (L)	1
	Dave Van Volkenburg (L)	1
1971	Dave Van Volkenburg (L)	2
1972	Lindsay Graham (R)	*3
1973	Lindsay Graham (R)	2
1974	Ty Cline (L)	2
1975	Randy Quintrell (L)	2
1976	Ron Musselman (R)	*4
1977	Tommy Qualters (R)	*3
1978	Mike Brown (R)	*2
	Mike Sullivan (R)	*2
1979	Mike Sullivan (R)	*2
1980	Mike Brown (R)	*2
	Bill Duke (R)	*2
1981	Jeff Gilbert (R)	1
	Jimmy Key (L)	1
	Scott Parrish (R)	1
1982	Jeff Gilbert (R)	2
1983	Scott Parrish (R)	*1
1984	Scott Parrish (R)	*2
1985	John Pawlowski (R)	2
1986	No Individual Shutouts	
1987	Alan Botkin (L)	2
	Oliver Whitaker (L)	2
1988	Alan Botkin (L)	1
	Dave Tripp (R)	1
1989	Brian Barnes (L)	1
	Ron Frazier (R)	1
1990	Tim Parker (R)	3
1991	Jason Angel (R)	*2
	Scott Miller (R)	*2
1992	No Individual Shutouts	
1993	No Individual Shutouts	
1994	No Individual Shutouts	
1995	Jason Dawsey (L)	2
1996	Kris Benson (R)	*4
1997	No Individual Shutouts	
1998	No Individual Shutouts	
1999	No Individual Shutouts	
2000	Ryan Mottl (R)	1
2001	Steve Reba (R)	1
2002	No Individual Shutouts	
2003	Tyler Lumsden (L)	1



2004	No Individual Shutouts	
2005	Josh Cribb (R)	*2
2006	No Individual Shutouts	
2007	No Individual Shutouts	
2008	Graham Stoneburner (R)	*1
2009	No Individual Shutouts	
2010	No Individual Shutouts	
2011	No Individual Shutouts	
2012	No Individual Shutouts	

Saves

Year	Player (Throws)	Svs
1969	Jay Bevis (R)	6
1970	Jay Bevis (R)	5
1971	Jay Bevis (R)	4
1972	Jay Bevis (R)	5
1973	Jimmy Baker (R)	3
1974	Larry Meekins (R)	3
1975	Tommy Qualters (R)	6
1976	Houston Matthews (R)	4
1977	Dave Woessner (R)	5
1978	Dave Woessner (R)	6
1979	Len Bradley (R)	5
1980	Len Bradley (R)	7
1981	Lynn Martin (R)	2
	Tim Rice (L)	2
1982	Roger Hackett (L)	2
	David Hess (R)	2
	Lee Wiles (R)	2
1983	Lynn Martin (R)	4
1984	John Pawlowski (R)	4
1985	John Burnett (L)	*4
1986	Chuck Baldwin (R)	5
1987	Doug Marchal (R)	5
1988	Mike Milchin (L)	8
1989	Jerome Santivasci (R)	6
1990	Ron Frazier (R)	4
1991	Eric Bradford (R)	2
	Mike Holtz (L)	2
	Scott Miller (R)	2

	Chad Phillips (L)	2
1992	Aaron Jersild (L)	7
1993	Scott Winchester (R)	10
1994	Scott Winchester (R)	10
1995	Scott Winchester (R)	*14
1996	David Shepard (R)	5
1997	Matt Additon (R)	5
1998	Scott Clackum (R)	*9
1999	Chris Heck (L)	5
2000	Nick Glaser (R)	*15
2001	Josh Cram (R)	6
2002	Paul Harrelson (R)	8
2003	Paul Harrelson (R)	6
2004	Patrick Hogan (R)	*10
2005	Jeff Hahn (R)	3
2006	Daniel Moskos (L)	10
2007	Daniel Moskos (L)	6
2008	Matt Vaughn (R)	11
2009	Tomas Cruz (R)	4
	Matt Vaughn (R)	4
2010	Alex Frederick (R)	4
2011	Scott Weismann (R)	7
2012	Scott Firth (R)	3

Innings Pitched

Year	Player (Throws)	IP
1952	Billy O'Dell (L)	56.0
1953	Billy O'Dell (L)	72.1
1954	Billy O'Dell (L)	91.1
1955	Leonard Humphries (R)	42.0
1956	Johnny Drake (R)	45.2
1957	Harold Stowe (L)	55.1
1958	Harold Stowe (L)	*^126.2
1959	Harold Stowe (L)	97.1
1960	Jimmy Roller (R)	71.2
1961	Damon Vincent (R)	61.1
1962	Tommy Lyon (L)	82.0
1963	Damon Vincent (R)	44.1
1964	Tommy Chapman (L)	89.1
1965	Tommy Chapman (L)	85.0
1966	Charlie Watson (R)	65.2

1967	Bill Parmer (R)	71.0
1968	Nelson Gibson (R)	62.0
1969	Dave Van Volkenburg (L)	92.1
1970	Rusty Gerhardt (L)	*100.1
1971	Rusty Gerhardt (L)	*108.0
1972	Rusty Gerhardt (L)	*85.0
1973	Lindsay Graham (R)	60.2
1974	Steve Cline (R)	*102.2
1975	Chuck Porter (R)	*81.1
1976	Chuck Porter (R)	*119.0
1977	Ron Musselman (R)	*117.1
1978	Mike Brown (R)	83.1
1979	Mike Sullivan (R)	*91.0
1980	Jimmy Key (L)	*111.1
1981	Jeff Gilbert (R)	102.1
1982	Jimmy Key (L)	*116.0
1983	Scott Parrish (R)	62.2
1984	George Stone (R)	80.2
1985	George Stone (R)	127.1
1986	Bill Steele (R)	109.1
1987	Brian Barnes (L)	120.2
1988	Brian Barnes (L)	*137.2
1989	Brian Barnes (L)	*146.0
1990	Tim Parker (R)	97.0
1991	Jason Angel (R)	108.0
1992	Jason Angel (R)	105.1
1993	Andy Taulbee (R)	97.1
1994	Andy Taulbee (R)	114.2
1995	Jason Dawsey (L)	129.1
1996	Kris Benson (R)	*156.0
1997	Ryan Mottl (R)	106.2
1998	Ryan Mottl (R)	101.0
1999	Ryan Mottl (R)	99.2
2000	Ryan Mottl (R)	107.0
2001	Steve Reba (R)	108.0
2002	Matt Henrie (R)	112.2
	Steve Reba (R)	112.2
2003	Tyler Lumsden (L)	86.0
2004	Tyler Lumsden (L)	81.1
2005	Josh Cribb (R)	109.1
2006	Stephen Faris (R)	103.0

2007	David Kopp (R)	99.2
2008	D.J. Mitchell (R)	98.2
2009	Casey Harman (L)	86.2
2010	Casey Harman (L)	*121.0
2011	Justin Sarratt (R)	80.2
2012	Dominic Leone (R)	84.0

Batters Faced


Year	Player (Throws)	BF
1960	Jimmy Roller (R)	289
1961	Damon Vincent (R)	286
1962	Tommy Lyon (L)	346
1963	Tommy Lyon (L)	198
1964	Tommy Chapman (L)	394
1965	Tommy Chapman (L)	364
1966	Charlie Watson (R)	276
1967	Bill Parmer (R)	290
1968	Nelson Gibson (R)	257
1969	Dave Van Volkenburg (L)	407
1970	Rusty Gerhardt (L)	410
1971	Rusty Gerhardt (L)	424
1972	Lindsay Graham (R)	276
1973	Steve Cline (R)	257
1974	Steve Cline (R)	417
1975	Chuck Porter (R)	361
1976	Chuck Porter (R)	474
1977	Ron Musselman (R)	483
1978	Brian Snyder (L)	370
1979	Brian Snyder (L)	397
1980	Jimmy Key (L)	454
1981	Jeff Gilbert (R)	429
1982	Jimmy Key (L)	485
1983	Scott Parrish (R)	273
1984	George Stone (R)	327
1985	George Stone (R)	569
1986	Bill Steele (R)	481
1987	Brian Barnes (L)	523
1988	Brian Barnes (L)	598
1989	Brian Barnes (L)	*602
1990	Tim Parker (R)	417
1991	Jason Angel (R)	443

1992	Jason Angel (R)	454
1993	Andy Taulbee (R)	419
1994	Andy Taulbee (R)	489
1995	Jason Dawsey (L)	529
1996	Kris Benson (R)	*606
1997	Ryan Mottl (R)	479
1998	Ryan Mottl (R)	441
1999	Ryan Mottl (R)	480
2000	Ryan Mottl (R)	451
2001	Steve Reba (R)	434
2002	Steve Reba (R)	437
2003	Tyler Lumsden (L)	373
2004	Tyler Lumsden (L)	358
2005	Josh Cribb (R)	469
2006	Stephen Faris (R)	408
2007	David Kopp (R)	429
2008	D.J. Mitchell (R)	428
2009	Chris Dwyer (L)	375
	Casey Harman (L)	375
2010	Casey Harman (L)	*518
2011	Justin Sarratt (R)	328
2012	Dominic Leone (R)	372

Strikeouts

Year	Player (Throws)	K
1952	Billy O'Dell (L)	81
1953	Billy O'Dell (L)	108
1954	Billy O'Dell (L)	*111
1955	Leonard Humphries (R)	39
1956	Johnny Drake (R)	49
1957	Harold Stowe (L)	36
1958	Harold Stowe (L)	*126
1959	Harold Stowe (L)	*117
1960	Bailey Hendley (R)	39
1961	Damon Vincent (R)	62
1962	Tommy Lyon (L)	52
1963	Damon Vincent (R)	48
1964	Tommy Chapman (L)	*83
1965	Tommy Chapman (L)	100
1966	Charlie Watson (R)	72
1967	Charlie Watson (R)	71
1968	Bill James (R)	45
1969	Rusty Gerhardt (L)	*99
1970	Rusty Gerhardt (L)	*111
1971	Rusty Gerhardt (L)	*111
1972	Rusty Gerhardt (L)	61
1973	Steve Cline (R)	68
1974	Steve Cline (R)	*69
1975	Chuck Porter (R)	67
1976	Ron Musselman (R)	78
1977	Ron Musselman (R)	*107
1978	Mike Sullivan (R)	63
1979	Mike Sullivan (R)	79
1980	Mike Brown (R)	77
1981	Jeff Gilbert (R)	58
1982	Jimmy Key (L)	94
1983	Tim Rice (L)	42
1984	George Stone (R)	57
1985	George Stone (R)	93
1986	Brian Barnes (L)	53
1987	Brian Barnes (L)	*112
1988	Brian Barnes (L)	*140
1989	Brian Barnes (L)	*A208
1990	Tim Parker (R)	90
1991	Mike Kimbrell (R)	74
1992	Jason Angel (R)	76
1993	Andy Taulbee (R)	85
1994	Andy Taulbee (R)	103
1995	Jason Dawsey (L)	*133
1996	Kris Benson (R)	*204
1997	Ryan Mottl (R)	99
1998	Ryan Mottl (R)	96
1999	Mike Paradis (R)	87
2000	Ryan Mottl (R)	81
2001	Steve Reba (R)	103
2002	Steve Reba (R)	82
2003	Tyler Lumsden (L)	72
2004	Tyler Lumsden (L)	88
2005	Josh Cribb (R)	97
2006	Stephen Faris (R)	86
2007	Daniel Moskos (L)	78
2008	D.J. Mitchell (R)	106
2009	Chris Dwyer (L)	95
2010	Casey Harman (L)	105
2011	Dominic Leone (R)	72
2012	Daniel Gossett (R)	87

STEPHEN FARIS LED THE 2006 TEAM WITH 86 STRIKEOUTS.



INDIVIDUAL CAREER BATTING STATS (ACC ERA)


Player	Year(s)	Avg	G-S	AB	R	H	2B	3B	HR	RBI	SB
Abbott, Gus	1956-58	.278	NA-NA	54	10	15	4	0	2	10	0-NA
Adams, Mark	1970-73	.229	29-NA	35	3	8	0	2	1	5	0-NA
Adeimy, John	1973	.298	37-NA	121	16	36	1	2	1	15	3-NA
Adkins, Rusty	1965-67	.379	97-NA	396	109	150	22	17	11	66	38-NA
Anderson, Alan	1969	1.000	3-NA	2	2	2	1	0	0	2	0-NA
Anderson, Jack	1969	.258	23-NA	66	14	17	0	1	1	6	4-NA
Anderson, Jim	1990,91	.254	101-NA	264	55	67	15	0	9	40	1-4
Andrade, Jr., Jorge	2005	.208	19-4	24	4	5	1	0	1	5	0-0
Antonokas, George	1969	.250	2-NA	4	0	1	0	0	0	0	0-NA
Allen, Robbie	1978-80	.267	143-NA	484	100	129	19	6	11	73	19-28
Armstrong, Terry	1971-74	.249	77-NA	185	23	46	7	0	0	23	2-NA
Attanasio, Dominic	2011,12	.275	62-22	120	22	33	3	1	1	17	5-8
Ayers, Stan	1962-64	.293	62-NA	188	32	55	3	1	4	31	4-NA
Ayoub, Pete	1961-63	.318	70-NA	261	51	83	17	3	2	53	1-NA
Bach, Woody	1968	.167	20-NA	30	5	5	0	0	0	1	1-NA
Bagwell, Kenny	1970,72	.278	65-NA	237	40	66	14	0	0	22	3-NA
Bagwell, Larry	1957-59	.265	NA-NA	324	67	86	13	5	3	52	8-NA
Baker, Jeff	2000-02	.334	196-194	773	191	258	41	4	59	226	26-37
Baker, Jimmy	1970,72,73	.167	23-NA	18	1	3	0	0	0	1	0-NA
Baldwin, Chuck	1984-87	.333	228-NA	935	177	311	62	8	29	184	16-23
Ballentine, Tim	1975	.500	4-NA	4	1	2	1	0	0	0	0-NA
Barbary, Eddie	1965-67	.278	95-NA	334	55	93	11	3	4	38	5-NA
Barnes, Brian	1987	.000	20-NA	2	0	0	0	0	0	1	0-0
Barnett, Bill	1954-56	.287	NA-NA	230	47	66	9	6	6	35	13-NA
Barrett, Joe	1984	.286	10-NA	14	2	4	0	0	0	2	0-0
Baucum, Steve	1984-87	.331	206-NA	698	131	231	49	12	14	139	17-20
Baum, Jay	2012	.220	54-45	159	24	35	4	1	0	11	7-10
Beasley, David	1976	.000	10-NA	4	0	0	0	0	0	0	1-NA
Beasley, Rick	1971	.191	18-NA	47	3	9	0	0	0	3	1-NA
Belk, Greg	1972,74-76	.210	70-NA	205	37	43	7	1	5	24	9-NA
Bevis, Jay	1969-72	.280	83-NA	25	10	7	0	0	0	1	0-NA
Biegert, Mark	1984-87	.312	174-NA	372	95	116	21	5	5	71	15-15
Bigwood, Dave	1973	.000	14-NA	4	0	0	0	0	0	0	0-NA
Blackston, Charlie	1954,55	.214	24-NA	56	11	12	2	0	2	8	2-NA
Blakeney, Reid	1959,60	.208	22-NA	24	6	5	1	0	0	4	0-NA
Blanton, Bo	1982	.333	7-NA	9	2	3	0	0	0	4	0-0
Boettcher, Donny	1970	.143	6-NA	7	0	1	0	0	0	0	0-NA
Bohonak, Mike	1963,64	.312	36-NA	125	23	39	7	1	2	17	4-NA
Bonekat, Bill	1967-69	.150	20-NA	20	1	3	0	0	0	3	0-NA
Bonnette, Robert	1976-79	.305	211-NA	813	173	248	51	9	18	174	28-NA
Borgert, Derek	1996-99	.319	159-79	342	64	109	23	0	7	72	1-2
Boulware, Garrett	2012	.214	28-17	56	7	12	2	0	0	2	2-2
Boyd, Patrick	1998-01	.341	191-190	760	196	259	57	6	28	178	49-63
Boyd, Roger	1960	.158	18-NA	19	3	3	1	0	0	3	2-NA
Boyd, Wilson	2007-10	.306	238-215	837	163	256	48	7	21	166	14-26
Bradford, Jeff	1971-73	.161	26-NA	31	2	5	0	0	1	4	0-NA
Bradley, Jimmy	1967,68	.254	31-NA	59	9	15	1	0	0	7	1-NA
Bradshaw, Toby	1960	.304	22-NA	79	8	24	7	1	0	15	1-NA
Bray, Randy	1968-70	.302	128-NA	457	75	138	22	1	5	64	17-NA
Brier, Coe	1981,82	.252	80-NA	218	25	55	14	1	7	36	6-6
Brittle, Thomas	2012	.298	58-56	228	43	68	9	8	2	36	15-18
Brizek, Seth	1993-95	.260	180-165	654	113	170	31	1	19	99	16-26
Brooks, Jerry	1986-88	.349	177-NA	647	150	226	44	5	30	158	8-11
Broome, Nathan	1996,97	.308	91-52	198	39	61	7	2	3	33	7-7
Brown, Carol	1955-57	.181	NA-NA	105	16	19	1	2	0	5	0-NA
Brown, Joe	1954	.250	13-NA	28	4	7	0	0	1	5	2-NA
Brown, Mike	1979,80	.000	36-NA	1	1	0	0	0	0	0	0-0
Browning, Skip	1998	-----	13-11	0	0	0	0	0	0	0	0-0
Bryant, Russell	1970,71	.200	15-NA	15	1	3	1	0	0	0	0-NA
Bryant, Tim	1959,60	.257	36-NA	74	12	19	1	0	1	10	0-NA
Buffamoyer, Dave	1978,79	.317	85-NA	287	84	91	13	5	12	52	32-40
Bultmann, Kurt	1996-99	.321	249-241	953	233	306	82	4	43	214	13-20
Bunnell, David	2007	.234	29-14	47	7	11	3	0	0	6	0-0
Burg, Alex	2006,07	.202	72-26	129	17	26	6	0	1	17	2-2
Burgess, J.D.	2007,08	.225	93-61	209	34	47	7	1	1	21	2-3
Burnette, Bill	1961,62	.222	13-NA	9	4	2	0	0	1	2	0-NA
Burnette, Zack	1958-60	.240	NA-NA	288	42	69	7	2	2	36	4-NA
Burnham, Gary	1994-97	.340	213-213	795	215	270	77	10	29	209	10-22
Caldwell, Dave	1975-77	.298	127-NA	483	103	144	30	12	18	106	10-NA
Calitri, Mike	1998-00	.291	92-45	189	45	55	14	2	8	51	1-2
Cantrell, Jim	1955	.000	5-NA	5	1	0	0	0	0	0	0-NA
Carraway, Doug	1965,66	.308	8-NA	13	2	4	1	0	0	0	0-NA
Carter, Chris	1992,93	.294	44-13	51	14	15	2	0	2	8	2-2
Casanova, Adrian	2005,06	.244	135-131	373	56	91	15	2	9	61	1-2
Casey, Greg	1963,64	.194	22-NA	36	3	7	1	0	0	3	0-NA
Castelli, Bill	1979,80	.282	70-NA	163	26	46	12	3	3	34	6-6
Caughman, Kevin	2010-12	.091	16-0	11	0	1	1	0	0	1	0-0
Chalk, Brad	2005-07	.356	177-167	599	139	213	26	6	0	49	32-40
Chapman, Tommy	1963-65	.275	44-NA	91	11	25	6	1	0	7	0-NA
Charpia, Bo	1999	-----	1-0	0	0	0	0	0	0	0	0-0
Charpia, Rusty	1986,88,89	.288	172-NA	548	122	158	28	6	7	81	25-32
Chastain, Billy	1988	.171	29-NA	41	7	7	1	0	2	8	0-0
Cleveland, Andrew	2012	.000	2-0	1	0	0	0	0	0	0	0-0
Cline, Steve	1973	.222	10-NA	18	3	4	0	1	0	3	0-NA
Cline, Ty	1959,60	.335	53-NA	224	60	75	12	8	1	36	22-NA
Coder, Chad	2001,02	.280	96-65	275	61	77	20	2	6	36	21-24
Cohen, Earl	1966,67	.375	15-NA	8	1	3	1	0	0	2	0-NA
Coker, Butch	1957-59	.261	NA-NA	261	29	68	4	5	2	44	1-NA

Player	Year(s)	Avg	G-S	AB	R	H	2B	3B	HR	RBI	SB
Coker, Roy	1954	.314	23-NA	105	17	33	5	4	0	13	1-NA
Coleman, Jim	1955	.423	11-NA	26	7	11	1	0	1	4	2-NA
Colvin, Tyler	2004-06	.315	186-165	667	136	210	54	7	20	142	39-47
Compton, George	1955,56	.179	NA-NA	28	2	5	0	0	0	0	0-NA
Corbin, Ted	1992	.372	55-55	199	51	74	14	2	0	20	10-13
Cordileone, Lou	1959	.250	16-NA	48	10	12	1	0	2	10	3-NA
Cositore, Vince	1972	.000	1-NA	1	0	0	0	0	0	0	0-NA
Costigan, Joe	2011,12	.283	44-8	53	7	15	4	0	0	11	0-0
Couture, Mike	1987-90	.299	202-NA	616	159	184	36	7	32	151	85-107
Cowart, Lawton	1964-66	.287	75-NA	254	56	73	7	2	12	50	4-NA
Cox, Jay	2011	.182	8-0	11	0	2	1	0	0	2	0-0
Crews, Jerry	1956	.750	NA-NA	4	0	3	0	0	0	2	0-NA
Crocker, Barry	1954	.306	24-NA	98	18	30	4	2	2	16	3-NA
Crosland, Ben	1954,55	.211	11-NA	19	5	4	2	0	0	4	0-NA
Crowley, Jim	1988-91	.328	247-NA	826	199	271	57	1	43	197	23-31
Currier, Steve	1985	-----	18-NA	0	0	0	0	0	0	0	0-1
Curtis, John	1968	.258	14-NA	31	5	8	0	1	1	5	1-NA
D'Alessio, Andy	2004-07	.309	253-239	853	169	264	51	3	59	217	11-17
Daniels, Fred	1990-92	.249	93-NA	189	41	47	10	2	0	30	7-11
Dantzler, Ellis	1964-66	.341	62-NA	220	40	75	11	6	5	44	8-NA
Davidson, Mark	1982	.336	59-NA	223	58	75	16	2	8	50	18-18
Davis, Billy	1983	.241	33-NA	83	12	20	5	1	0	11	4-7
Dawsey, Jason	1993-95	.259	143-71	139	33	36	5	1	1	14	3-3
DeBerry, Fred	1957-59	.287	NA-NA	254	53	73	11	2	1	44	7-NA
DeBerry, Joe	1989-91	.336	188-NA	655	152	220	35	6	35	159	15-21
DeMaino, L.J.	2002	.291	49-30	127	32	37	3	5	0	15	12-14
Demarest, Alan	1968-70	.273	38-NA	44	6	12	4	1	0	6	0-NA
Demmink, Herman	2003-06	.311	232-207	821	168	255	46	7	13	116	30-44
DeMoura, Eric	1994-97	.295	185-132	550	110	162	20	1	4	82	16-21
Dempsey, Bob	1959	.261	18-NA	46	10	12	2	1	1	10	1-NA
Diehl, Keith	1986	.333	13-NA	21	3	7	1	0	0	1	0-0
Dillon, Scott	1985,86	.306	124-NA	447	85	137	24	3	8	78	25-31
Dinneen, John	1966,67	.150	20-NA	20	8	3	0	1	0	1	1-NA
Dixon, Eddie	1969,70	.284	60-NA	169	32	48	9	8	2	29	2-NA
Douglass, Jesse	1999	.000	7-0	7	0	0	0	0	0	0	0-0
Drake, Johnny	1956	.217	NA-NA	23	4	5	1	1	2	8	0-NA
DuBose, Scott	1979	.240	14-NA	25	4	6	1	0	1	4	2-2
Duffie, Will	1994-96	.283	177-131	491	92	139	28	4	10	92	3-5
Dukes, Mike	1958	.000	NA-NA	1	0	0	0	0	0	0	0-NA
Dunlap, Gene	1966	.185	14-NA	27	6	5	1	0	1	8	1-NA
Dunster, Mike	2011,12	.310	31-7	42	8	13	3	0	0	6	0-0
Easterfield, Jess	2003	.300	10-1	10	3	3	0	0	0	0	1-1

INDIVIDUAL CAREER BATTING STATS (ACC ERA)

RECORDS

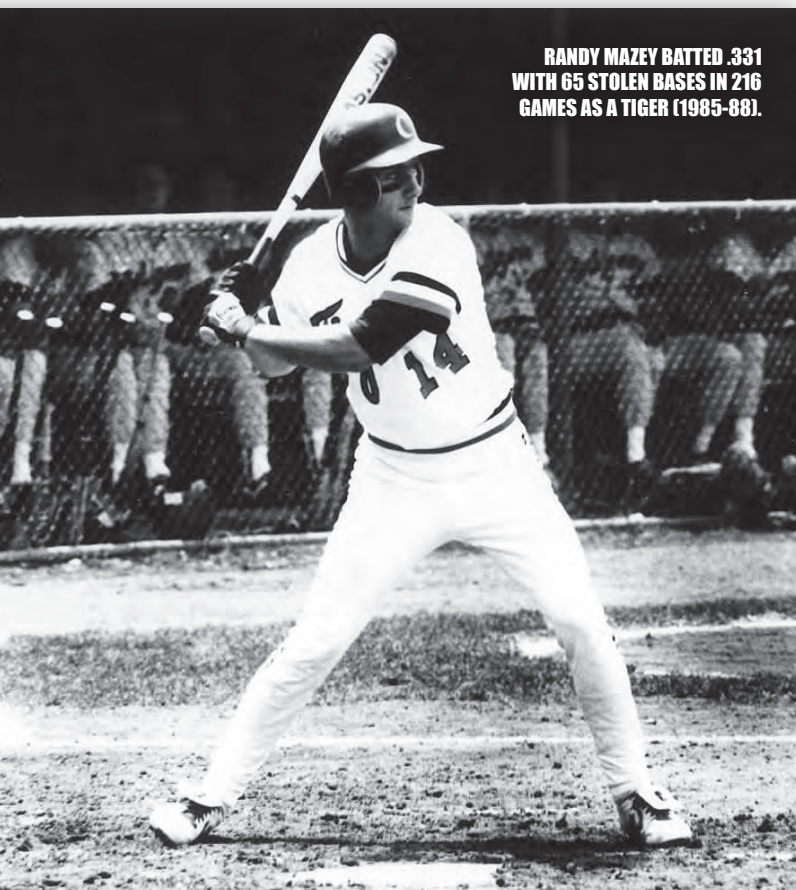
ALONG WITH HIS 37-GAME HITTING STREAK, BRIAN KOWITZ BATTED .319 IN 194 GAMES AS A TIGER (1988-90).



Player	Year(s)	Avg	G-S	AB	R	H	2B	3B	HR	RBI	SB
Eckert, Tony	1973-75	.266	86-NA	289	33	77	14	1	8	43	4-NA
Edgeworth, Teak	1958	.000	NA-NA	3	0	0	0	0	0	0	0-NA
Ellis, Brian	1997-00	.297	190-162	583	152	173	41	3	7	117	19-25
Ellisor, Dave	1961-63	.290	57-NA	221	50	64	7	5	2	28	19-NA
Embler, Jason	1994-97	.302	215-180	724	150	219	44	3	30	144	5-11
Epps, Chris	2008-11	.260	213-160	596	140	155	22	5	18	97	41-54
Eskew, Jerry	1968	.239	23-NA	67	7	16	3	0	2	9	0-NA
Eubanks, Charlie	1959	1.000	2-NA	1	0	1	0	0	0	0	0-NA
Evans, Garrick	2002-04	.302	121-69	291	60	88	26	2	4	41	15-22
Everett, Brady	2003-04	.270	56-34	122	12	33	7	0	2	19	1-2
Eydenberg, Mike	1993-94	.291	100-77	296	45	86	25	4	2	55	5-8
Fahrney, Gary	1975-76	.273	47-NA	139	33	38	6	2	4	26	3-NA
Fairey, Burke	1985-88	.291	121-NA	244	56	71	20	5	4	38	8-13
Faw, Brian	1989	-----	20-NA	0	0	0	0	0	0	0	0-0
Felder, Brad	2012	.263	54-45	175	32	46	8	0	7	26	11-12
Ferguson, Jesse	2005	.154	44-5	52	6	8	1	0	0	5	1-1
Fish, Barry	1963	.200	19-NA	50	9	10	1	1	0	8	1-NA
Fisher, Jeff	1985	.000	15-NA	1	0	0	0	0	0	0	0-0
Fitzsimmons, Pat	1972-75	.261	116-NA	376	48	98	10	2	1	57	10-NA
Fletcher, Jake	2011	.000	4-0	3	0	0	0	0	0	0	0-0
Foley, Bill	1975-77	.302	118-NA	444	79	134	23	3	25	103	1-NA
Foster, Chuck	1990-91	.273	70-NA	143	37	39	7	0	2	14	4-5
Frank, Kyle	1999-01-03	.297	230-206	818	152	243	48	1	14	138	13-23
Frantz, Tim	1994-95	.154	29-0	26	4	4	0	0	0	2	0-0
Freeman, Mike	2008-10	.330	189-187	766	174	253	48	6	13	120	25-35
Freeman, Todd	1978	.217	20-NA	46	10	10	3	2	1	9	0-0
Frick, Talmadge	1962	.500	7-NA	2	2	1	0	0	0	0	0-NA
Fulton, Jay	1981-84	.181	146-NA	287	62	52	8	1	9	43	25-29
Gaddis, C.J.	2004	.000	22-3	16	6	0	0	0	0	2	3-4
Gaines, Roger	1954-55	.268	39-NA	149	10	40	8	0	0	23	4-NA
Gallagher, Glenn	1980-81	.298	107-NA	386	67	115	16	1	15	65	10-13
Galloway, Paul	1993-96	.301	194-152	572	120	172	45	6	16	100	17-22
Gambrell, Sam	1957	.111	NA-NA	9	2	1	0	0	0	0	0-NA
Gardner, Jack	1958	1.000	NA-NA	1	0	1	0	0	0	1	0-NA
Garrison, Dave	1956	.277	NA-NA	65	13	18	0	0	2	5	1-NA
Gerhardt, Rusty	1969-72	.265	70-NA	147	14	39	4	2	3	23	2-NA
Gibson, Nelson	1966-68	.318	45-NA	66	13	21	1	0	0	12	2-NA
Gilbert, Jeff	1981-83	.000	43-NA	1	0	0	0	0	0	0	0-0
Giles, Bob	1956	.429	NA-NA	7	1	3	0	0	0	0	0-NA
Graham, Lindsay	1970-73	.110	48-NA	73	6	8	1	0	0	3	0-NA
Green, Steve	1985-86	.248	57-NA	153	30	38	7	0	5	17	4-6
Green, Zane	2001-04	.273	197-95	414	92	113	24	2	6	57	11-15

Player	Year(s)	Avg	G-S	AB	R	H	2B	3B	HR	RBI	SB
Greene, Khalil	1999-02	.377	272-271	1069	265	403	95	7	52	276	55-67
Grove, Trent	1980	.222	16-NA	27	4	6	1	0	0	4	0-0
Guin, Greg	1979-91	.309	154-NA	547	106	169	42	2	14	120	15-20
Hackle, Trent	1991-93	.261	66-30	157	21	41	5	1	0	20	3-5
Hall, Ben	2005-06	.266	78-11	109	15	29	7	1	3	18	1-4
Hamilton, Lin	1971-74	.294	131-NA	435	75	128	19	6	10	72	7-NA
Hampton, Mike	1993-94	.341	121-106	417	113	142	34	6	14	92	42-52
Harbeson, Gene	1961-63	.254	64-NA	213	35	54	9	0	9	28	4-NA
Harbin, Taylor	2005-07	.320	194-193	781	160	250	67	7	30	172	31-39
Harris, Jason	1998-99	.347	128-128	475	132	165	37	2	19	125	31-38
Harrison, Robert	1955	.381	9-NA	21	2	8	1	0	0	1	0-NA
Harvey, Kris	2003-05	.335	151-129	487	107	163	28	0	35	122	5-10
Hawkins, Heyward	1962	.000	1-NA	1	0	0	0	0	0	0	0-NA
Hawkins, Ty	1987	.333	15-NA	21	2	7	2	0	0	3	0-0
Haynes, Richard	1971-74	.275	142-NA	502	88	138	23	4	13	75	6-NA
Heffernan, Bert	1985-88	.337	259-NA	993	285	335	63	14	27	195	54-71
Helms, Garry	1965-67	.343	41-NA	143	22	49	6	3	2	26	2-NA
Hendley, Bailey	1958-60	.333	NA-NA	279	71	93	15	4	5	42	9-NA
Hendricks, Pete	1970-72	.248	47-NA	165	20	41	2	2	0	16	3-NA
Henrie, Matt	2001	.000	18-10	1	0	0	0	0	0	0	0-0
Hester, Ricky	1982-83	.314	95-NA	303	61	95	14	8	5	49	20-25
Hinson, John	2008,10,11	.329	166-142	583	132	192	21	5	27	127	53-65
Hoffman, Doug	1957-59	.247	NA-NA	279	65	69	8	8	8	47	17-NA
Hogan, Doug	2005-08	.295	168-124	509	83	150	33	6	25	104	19-32
Hogan, Patrick	2001	.000	16-1	1	0	0	0	0	0	0	0-0
Holland, Eddie	1968-70	.242	103-NA	293	51	71	12	3	6	40	3-NA
Holloway, Tito	1998	.500	8-0	4	0	2	0	0	0	0	0-0
Holstad, Brian	1997-00	.264	197-136	478	113	126	16	3	3	64	31-40
Hoover, Alan	1976-78	.256	94-NA	293	49	75	24	1	6	41	3-NA
Horne, Todd	1982	.304	16-NA	23	5	7	0	0	0	6	0-0
Hourigan, Jeff	2002-03	.270	107-79	307	36	83	14	0	8	47	1-1
Howard, Mo	1971	.000	1-NA	1	0	0	0	0	0	0	0-NA
Hub, Ryan	2000-02-04	.230	128-59	230	44	53	8	2	6	35	5-9
Hubbard, Bob	1957	.157	NA-NA	51	7	8	0	0	0	2	0-NA
Hudgins, Tom	1968-70	.083	34-NA	36	3	3	0	0	0	3	0-NA
Huggins, Elmer	1960	.038	15-NA	26	1	1	0	0	0	1	0-NA
Huggins, Mark	1982-84	.163	24-NA	43	5	7	2	0	0	6	3-3
Hughes, Jerald	1972	.143	18-NA	7	4	1	1	0	0	2	1-NA
Humphrey, Andre	1994	.164	32-20	67	13	11	2	1	0	2	1-3
Humphries, Leonard	1954-56	.185	NA-NA	54	6	10	0	0	1	5	0-NA
Hyde, Justin	1998	.348	27-9	46	7	16	7	1	2	12	1-1
Ing, Charlie	1972-74	.277	85-NA	296	46	82	17	5	3	28	13-NA
Ingram, John	2004-06	.234	75-28	128	18	30	6	0	4	21	2-3
Jackson, Steven	2004	.000	22-3	1	0	0	0	0	0	0	0-0
Jackson, Tony	1963-65	.283	57-NA	145	27	41	12	3	1	13	1-NA
James, Bill	1966-68	.189	34-NA	37	6	7	0	0	1	6	0-NA
Jasensky, Joe	1981	.156	19-NA	45	6	7	1	1	0	3	2-2
Jay, John	1984-87	.307	147-NA	345	66	106	21	0	21	77	1-5
Johnson, Addison	2007-09-11	.253	185-117	471	79	119	16	7	5	52	27-33
Johnson, Johnny	1968-70	.185	48-NA	130	19	24	5	0	4	17	2-NA
Johnson, Laval	1967-69	.157	84-NA	89	40	14	6	2	0	13	6-NA
Johnson, Michael	2000-03	.344	235-219	800	201	275	52	4	58	213	25-31
Jones, Johnny	1962-63	.379	50-NA	182	50	69	7	4	11	49	5-NA
Jordan, Whitey	1956	.000	NA-NA	11	2	0	0	0	0	0	0-NA
Kaltenbach, Leo	1955	.200	7-NA	15	3	3	2	1	0	3	0-NA
Kane, Jeff	1998-99	.269	28-0	26	5	7	1	0	1	4	0-0
Kelley, Steve	1971	.500	5-NA	2	3	1	0	0	1	2	0-NA
Keppen, Jeff	1994	.000	17-2	1	0	0	0	0	0	0	0-0
Key, Jimmy	1980-82	.325	153-NA	465	113	151	32	2	10	86	11-16
Khoury, Pete	1976-77	.203	66-NA	212	25	43	7	1	1	22	5-NA
Kieboom, Spencer	2010-12	.265	141-120	431	57	114	22	0	4	74	0-0
Kingsmore, Doug	1954	.371	24-NA	89	25	33	3	0	10	27	8-NA
Klosterman, Ryan	2001	.071	17-0	14	2	1	1	0	0	2	0-0
Kowitz, Brian	1988-90	.319	194-NA	699	178	223	53	11	9	124	76-90
Kreiger, Ray	1982	.370	18-NA	27	11	10	1	1	0	5	1-1
Kuester, Steve	1968-70	.213	83-NA	235	33	50	7	2	7	32	2
LaBella, Barney	1973-75	.200	24-NA	40	3	8	2	1	0	5	0-NA
Lakey, Ed	1958	.154	NA-NA	26	6	4	1	0	1	3	0-NA
Lam, Elmo	1961-63	.296	74-NA	301	73	89	17	3	8	52	11-NA
Lamb, Will	2009-11	.316	138-112	456	96	144	20	6	7	81	31-36
Landers, Bill	1955	.190	9-NA	21	6	4	0	0	1	2	0-NA
Lawrimore, Wayne	1973	.000	4-NA	2	0	0	0	0	0	0	0-NA
LeCroy, Bradley	1997-00	.266	173-97	395	83	105	23	1	4	67	16-21
LeCroy, Matthew	1995-97	.336	199-199	736	178	247	48	1	53	208	8-15
Ledford, Randy	1972	.125	4-NA	8	0	1	0	0	0	0	0-NA
Lee, Alex	2007-08	.265	85-32	132	22	35	4	2	0	14	3-6
Lee, Larry	1973	.000	8-NA	11	0	0	0	0	0	1	0-NA
Leggett, Tanner	2005-06	.231	30-1	26	4	6	0	0	1	3	0-0
Lemaster, Dave	1980-83	.261	181-NA	560	91	146	26	8	16	75	33-36
Livingston, Doug	1995-96	.298	126-124	483	129	144	30	2	12	77	36-41
Lockhart, Mike	1989-91,92	.296	144-NA	406	80	120	27	4	6	93	11-12
Lodgek, Ed	1966-67	.100	11-NA	10	1	1	0	0	0	0	0-NA
Lomax, Nicky	1961-63	.287	70-NA	230	58	66	7	2	12	47	1-NA
Lowder, Clayton	1958-60	.212	NA-NA	52	7	11	2	0	0	6	0-NA
Lowell, Bob	1964,65,67	.214	19-NA	14	0	3	0	0	0	1	0-NA
Lowery, Phillip	1986	.000	21-NA	0	0	0	0	0	0	0	0-0
Lyons, Dave	1958,60,61	.350	NA-NA	163	42	57	7	2	15	54	2-NA
Lynn, Tommy	1962,63	.364	28-NA	55	4	20	1	1	0	4	0-NA

INDIVIDUAL CAREER BATTING STATS (ACC ERA)



**RANDY MAZEY BATTED .331
WITH 65 STOLEN BASES IN 216
GAMES AS A TIGER (1985-88).**

Player	Year(s)	Avg	G-S	AB	R	H	2B	3B	HR	RBI	SB
Macrina, Eric	1988-91	.308	201-NA	647	148	199	40	6	51	192	8-12
Mahoney, Collin	2002-04	.238	97-47	185	31	44	12	0	6	34	0-1
Mahoney, Mike	1973-75,81	.296	109-NA	365	79	108	24	5	4	48	18-NA
Mallon, Tom	1984	-----	16-NA	0	1	0	0	0	0	0	0-0
Marisca, Charlie	1969	.100	4-NA	10	2	1	1	0	0	2	1-NA
Markley, Jim	1960	.000	1-NA	1	0	0	0	0	0	0	0-NA
Marsella, Ben	1963,64	.264	45-NA	140	30	37	5	3	6	32	4-NA
Marsh, Bill	1957	.111	NA-NA	18	3	2	0	0	0	1	0-NA
Martin, Lynn	1983	-----	24-NA	0	0	0	0	0	0	0	0-0
Masone, Tony	1977-79	.330	112-NA	415	83	137	29	7	22	114	19-NA
Mazey, Randy	1985-88	.331	216-NA	650	170	215	40	6	20	121	65-76
McCall, Jack	1964-66	.317	84-NA	322	83	102	20	3	17	70	14-NA
McCall, Mike	1967	.237	36-NA	139	28	33	8	1	1	11	5-NA
McCann, Brad	2003,04	.363	123-123	504	108	183	41	1	25	132	8-14
McClellan, Dexter	1993,94	.259	98-80	282	54	73	7	5	0	38	16-22
McCollom, Jim	1982-85	.343	226-NA	830	203	285	56	12	52	218	20-26
McCray, Ontrell	1996,97	.227	90-50	181	34	41	7	0	2	21	10-11
McDaniel, Mark	1975,76	.208	44-NA	72	17	15	1	1	0	5	7-NA
McDaniel, Tommy	1969	.375	11-NA	16	4	6	1	0	1	2	0-NA
McDonald, Leon	1957,58	.300	NA-NA	20	2	6	3	0	0	3	0-NA
McGibbon, Jon	2011,12	.256	102-68	277	37	71	12	1	6	47	1-2
McMillon, Billy	1991-93	.381	154-143	527	173	201	55	8	19	105	29-45
Meekins, Larry	1975	.000	14-NA	1	0	0	0	0	0	0	0-NA
Melzer, Scott	1991-93	.246	46-2	65	17	16	1	1	0	9	3-3
Meredith, Doc	1975	.258	14-NA	31	4	8	3	0	0	5	0-NA
Milchin, Mike	1987-89	.319	187-NA	680	149	217	51	7	25	169	8-13
Miller, Brad	2009-11	.339	191-189	685	173	232	36	8	16	135	46-58
Miller, David	1993-95	.335	183-157	644	143	216	30	15	10	149	51-64
Miller, Jeff	1990-93	.275	218-NA	738	149	203	49	15	19	139	16-27
Miller, Seth	2001,02	.317	62-30	120	23	38	6	0	0	9	3-4
Mitchell, D.J.	2006-08	.241	100-52	220	40	53	8	0	2	24	17-23
Monahan, Shane	1993-95	.394	207-207	856	235	337	60	21	32	169	61-80
Monin, Andy	1991-94	.299	170-111	445	74	133	26	2	8	92	3-6
Montjoy, Dave	1969	.500	3-NA	2	0	1	0	0	0	0	0-NA
Moore, Ronnie	1964,65	.212	42-NA	132	31	28	3	0	5	21	0-NA
Mork, Hobby	1993,94	.226	59-43	133	28	30	6	0	1	14	0-3
Morris, Bobby	1954	.238	22-NA	80	17	19	2	2	3	8	1-NA
Morris, Jeff	1990-93	.313	196-NA	524	120	164	19	7	2	72	15-24
Morris, Tim	2007	.059	13-2	17	2	1	0	0	0	0	0-0
Morris, Wyman	1954	.205	24-NA	88	17	18	2	1	7	20	10-NA
Mounce, Richard	2009	.238	26-7	42	1	10	4	0	1	8	0-0
Munroe, Buddy	2007	.167	5-1	6	0	1	0	0	0	0	0-0
Murray, Ken	1971	1.000	2-NA	1	0	1	0	0	0	0	0-NA
Myers, Doby	1956	.277	NA-NA	47	8	13	1	0	0	2	0-NA
Myers, Pete	1965-67	.240	54-NA	100	9	24	3	0	1	28	0-NA

Player	Year(s)	Avg	G-S	AB	R	H	2B	3B	HR	RBI	SB
Nester, John	2008-10	.274	139-94	350	51	96	20	0	10	62	4-6
Nilsson, Steve	1976-78	.270	142-NA	507	131	137	17	7	6	63	46-NA
Nixon, Buddy	1962,64	.315	51-NA	184	43	58	12	6	9	50	0-NA
Norris, Bobby	1958,59	.135	NA-NA	37	8	5	0	0	0	4	0-NA
Northrup, Kevin	1989-92	.338	219-NA	742	186	251	55	11	22	150	83-94
Nystrom, Peter	1998	.309	48-45	152	47	47	11	2	6	42	2-2
Oakley, Frank	1962,63	.150	15-NA	20	5	3	1	0	0	8	0-NA
O'Dell, Billy	1954	.214	14-NA	28	3	6	2	1	0	3	1-NA
Odle, Dennis	1971	.000	5-NA	3	0	0	0	0	0	0	0-NA
Ogburn, Mac	1962	.105	10-NA	19	1	2	1	0	0	1	0-NA
Olson, Dave	1961,62	.222	21-NA	27	3	6	0	0	0	2	0-NA
O'Quinn, Jim	1955,56	.289	NA-NA	114	15	33	5	1	5	25	0-NA
Owens, Jimmy	1964	.333	8-NA	6	2	2	0	0	0	1	2-NA
Owens, Randy	1973	.000	11-NA	10	0	0	0	0	0	0	0-NA
Pack, Tommy	1964,66	.318	55-NA	195	35	62	11	2	5	41	6-NA
Padgett, Matt	1996-98	.318	167-142	569	123	181	30	3	28	137	7-13
Parker, Kyle	2008-10	.302	187-182	689	177	208	34	1	46	166	12-15
Parker, Tim	1988	----	15-NA	0	1	0	0	0	0	0	0-0
Parmer, Bill	1965-67	.286	45-NA	91	16	26	7	1	1	14	0-NA
Parsons, Jeff	1997	----	22-4	0	0	0	0	0	0	0	0-0
Pasqualini, Charlie	1959-61	.273	21-NA	11	3	3	0	0	1	3	0-NA
Patrick, Mike	1978	.250	13-NA	8	1	2	0	0	0	1	0-0
Patterson, Choppy	1960	.255	14-NA	47	2	12	2	1	0	0	1-NA
Patterson, Gary	1960	.250	1-NA	4	1	1	0	0	0	0	0-NA
Pauling, Bob	1981,83,84	.339	147-NA	561	94	190	27	3	18	139	4-6
Paulsen, Ben	2007-09	.318	182-170	663	129	211	45	5	31	130	4-5
Pavlack, Harry	1960,61	.270	27-NA	89	26	24	3	2	1	15	4-NA
Pawlowski, John	1983	----	16-NA	0	0	0	0	0	0	0	0-0
Peltz, Pete	1977	.329	51-NA	170	45	56	12	3	4	35	7-NA
Penale, Joe	1970	-----	1-NA	0	0	0	0	0	0	0	0-NA
Phillips, Chad	1990-93	.311	168-82	302	51	94	19	3	4	48	10-12
Pierce, Gene	2001,03-05	.333	59-1	24	5	8	1	0	2	5	0-0
Poe, Sam	1959,60	.346	32-NA	52	6	18	3	0	2	11	0-NA
Pohl, Phil	2009-12	.286	198-157	616	94	176	44	1	15	113	7-13
Polk, Riley	1983,84	.275	29-NA	40	7	11	1	0	0	7	1-2
Powers, Scott	1981,83,84	.269	153-NA	528	105	142	16	9	17	80	13-19
Pritchard, Daniel	2003-05	.138	53-0	29	9	4	0	0	0	3	1-2
Prophet, Bill	1970-73	.253	114-NA	376	55	95	11	7	3	39	6-NA
Proto, Mike	2001	-----	4-0	0	0	0	0	0	0	0	0-0
Pulaski, Mike	1973,74	.279	76-NA	287	45	80	16	4	2	34	3-NA
Pumphrey, Ed	1963,64	.200	11-NA	15	2	3	0	0	0	2	0-NA
Pyzik, Steve	2000-03	.249	168-112	389	60	97	20	1	1	57	3-6
Quintrell, Randy	1977	.000	13-NA	1	0	0	0	0	0	0	0-NA
Reames, Joe Don	1999	.200	17-3	15	2	3	0	0	0	0	0-1
Redding, Grant	2000	.200	15-0	5	1	1	1	0	0	0	0-0
Reese, Gerald	1960	.273	20-NA	44	11	12	2	1	2	7	1-NA
Rescorla, Skip	1968	.286	6-NA	14	2	4	0	0	0	2	0-NA
Rhodes, Rusty	1995,96	.310	77-39	155	28	48	4	1	0	25	5-6
Ricketts, Art	1961	.246	22-NA	65	20	16	1	0	0	6	2-NA
Riddell, Jimmy	1971	.000	1-NA	1	0	0	0	0	0	0	0-NA
Rigsby, Tim	1988-90	.301	125-NA	405	87	122	22	10	12	90	32-40
Riley, Ryan	2000,01	.294	117-110	408	95	120	17	9	7	68	22-31
Roach, Doug	1971	.214	5-NA	14	0	3	2	0	0	1	0-NA
Roberson, Craig	1980-83	.305	193-NA	637	122	194	43	0	24	142	16-23
Robinson, Jerome	1995,96	.288	124-116	420	68	121	17	6	8	70	4-13
Roller, Jimmy	1959-61	.322	39-NA	59	10	19	0	1	1	10	0-NA
Roper, Doug	1996-99	.246	124-84	280	60	69	7	3	2	44	21-25
Rowland, Joey	1986,87	.259	31-NA	27	5	7	2	0	1	5	0-0
Russ, Frank	1979-83	.293	205-NA	757	163	222	51	2	14	123	59-74
Russell, Don	1968-70	.270	133-NA	415	102	112	13	18	14	75	19-NA
Ryan, Lanny	1960,62	.325	33-NA	83	16	27	5	1	5	15	1-NA
Sampson, Pete	1974	-----	1-NA	0	0	0	0	0	0	0	0-NA
Sanders, Matt	2008,09	.296	95-64	250	34	74	14	0	5	38	2-2
Sanders, Smiley	1971-74	.262	114-NA	416	88	109	20	2	21	80	3-NA
Santangelo, Lou	2004	.300	64-64	253	50	76	15	2	18	62	7-8
Santivasci, Jerome	1988	.000	23-NA	2	0	0	0	0	0	0	0-0
Sargent, Dick	1963,64	.367	22-NA	30	12	11	2	1	0	5	0-NA
Sasser, David	1974	.200	3-NA	5	0	1	0	0	0	1	1-NA
Satterfield, Shawn	1992,93	.289	105-79	308	57	89	17	9	5	57	15-20
Savas, Paul	1982,83	.108	23-NA	37	0	4	3	0	0	6	0-0
Schaus, Jeff	2008-11	.320	258-256	973	213	311	61	6	31	211	32-49
Schmidt, Jarrod	2000-02	.284	181-173	617	109	175	32	3	32	131	12-13
Schroeder, Bill	1977-79	.300	131-NA	454	98	136	23	3	22	93	29-NA
Schroeder, Bryan	1994-97	.241	96-12	83	24	20	2	3	2	8	1-5
Seel, George	1956	.269	NA-NA	26	5	7	0	0	1	4	0-NA
Seibert, Kurt	1974-76	.328	115-NA	408	113	134	16	6	2	39	38-NA
Severs, Johnny	1969-71	.276	129-NA	373	93	103	10	14	2	44	36-NA
Sexton, Jay	1980,81	.252	68-NA	107	27	27	6	1	0	8	19-21
Shaffer, Richie	2010-12	.325	174-170	612	156	199	47	4	30	137	18-21
Sharman, Howard	1964,67	.191	43-NA	89	15	17	4	1	3	17	0-NA
Shaver, Tommy	1963	.293	21-NA	34	8	10	1	0	1	1	2-NA
Sheaffer, Danny	1980	.214	31-NA	80	9	17	2	2	0	4	2-3
Shealy, Don	1955-57	.292	NA-NA	154	29	45	8	2	3	30	3-NA
Shealy, Lonnie	1954,55	.358	27-NA	81	16	29	4	0	2	10	1-NA
Sheriff, Glenn	1956	.333	NA-NA	42	4	14	0	0	2	6	0-NA
Shumake, Brooks	1982-84	.284	155-NA	585	154	166	29	4	22	88	71-84
Shupe, Jeff	1970,71	.200	33-NA	50	5	10	0	1	0	5	4-NA
Simons, Neil	1977-80	.335	215-NA	805	195	270	41	14	23	164	44-NA


INDIVIDUAL CAREER BATTING STATS (ACC ERA)

RECORDS

Player	Year(s)	Avg	G-S	AB	R	H	2B	3B	HR	RBI	SB
Singleton, Justin	1998-00	.292	152-98	383	85	112	22	4	6	82	20-26
Sipp, Tony	2004	.280	62-54	211	48	59	13	4	1	23	20-24
Slaton, Tyler	2012	.189	47-17	53	15	10	1	0	0	7	6-6
Slevin, David	2002,03	.306	115-104	395	74	121	18	2	5	52	7-14
Smith, Brodie	1994	.216	22-7	37	3	8	2	0	0	3	0-1
Smith, Bryan	1981,82	.259	81-NA	255	56	66	14	3	4	48	3-4
Smith, Buster	1967-69	.244	82-NA	287	36	70	9	0	6	44	4-NA
Smith, Dale	1963-65	.225	30-NA	40	5	9	0	0	0	5	0-NA
Smith, Jameson	2006	.125	15-2	16	0	2	0	0	0	0	0-0
Smith, Joe	1955	.308	14-NA	52	8	16	2	0	1	6	0-NA
Smith, Jon	2000-02	.267	31-2	30	7	8	3	0	1	6	0-0
Smith, Marquez	2006,07	.315	130-127	473	107	149	33	3	23	104	11-15
Smith, Tad	1990,91	.250	37-NA	60	12	15	1	1	1	6	0-0
Smith, Tommy	1985	.253	31-NA	87	12	22	5	1	2	12	1-1
Sokohl, Jack	1969	.000	3-NA	2	0	0	0	0	0	0	0-NA
Spears, Derek	1982,84,85	.279	100-NA	165	48	46	4	0	0	11	30-36
Spier, Bill	1985-87	.325	173-NA	681	169	221	34	17	17	119	60-68
Spier, Bud	1956-58	.254	NA-NA	256	44	65	7	3	7	44	4-NA
Spier, Michael	1988-91	.301	184-NA	522	128	157	31	1	16	110	32-38
Springs, Ashley	1996	.200	8-0	5	0	1	0	0	0	1	0-0
Sprouse, Dave	1959-61	.238	26-NA	21	3	5	1	0	0	2	0-NA
Squires, Bob	1984	.145	24-NA	62	7	9	1	0	1	12	0-0
Stanley, Henri	1997-00	.293	231-170	666	191	195	39	8	17	122	57-64
Stanley, John	1969	.214	8-NA	14	4	3	0	1	0	4	0-NA
Steele, Bill	1987	.346	53-NA	104	22	36	8	0	4	30	4-5
Stefan, Todd	1988-91	.288	211-NA	624	140	180	33	9	5	95	45-54
Stidham, Ryan	1991	.222	13-1	18	7	4	0	0	1	1	0-0
Stolz, Jason	2009-12	.278	218-190	654	105	182	31	0	10	88	24-34
Stombaugh, Skip	1971,73	.000	7-NA	8	2	0	0	0	0	1	0-NA
Stone, Casey	1998-01	.337	225-170	736	168	248	35	6	3	131	59-71
Storrier, Travis	2004-06	.329	171-170	624	124	205	38	5	22	121	7-10
Stowe, Harold	1957-59	.212	NA-NA	99	8	21	4	1	0	4	0-NA
Strickland, David	1981	.219	11-NA	32	5	7	0	1	0	3	1-1
Stryhas, Paul	1998	.355	22-7	31	6	11	5	0	0	11	0-0
Suggs, Dick	1959	.205	29-NA	78	17	16	3	2	1	7	5-NA
Surber, Jon	2011	.250	4-0	4	1	1	0	0	0	0	0-0
Sutton, George	1964-66	.279	84-NA	305	64	85	8	5	20	73	1-NA
Swanner, Jamie	1983	.289	45-NA	135	15	39	6	0	0	21	0-3
Swetenburg, Dick	1954-56	.222	NA-NA	167	39	37	3	3	4	22	5-NA
Taulbee, Andy	1993	.000	31-9	3	0	0	0	0	0	0	0-0
Taylor, Joe	1992,93	.294	117-112	394	79	116	16	4	2	55	22-26
Taylor, Joey	1961,62	.359	38-NA	117	35	42	10	2	5	28	1-NA
Templeton, Jim	1955	.000	4-NA	3	0	0	0	0	0	0	0-NA
Terrill, Brett	1974,75	.239	59-NA	201	45	48	12	1	4	39	8-NA
Teufel, Tim	1979,80	.367	101-NA	365	102	134	30	4	24	116	26-29
Theiling, Ron	1976	.000	8-NA	13	0	0	0	0	0	0	0-NA
Thompson, Tommy	1985,86	.296	107-NA	389	59	115	22	5	5	78	8-16
Threadgill, Henry	1986-89	.314	217-NA	722	153	227	38	12	8	136	85-102

Player	Year(s)	Avg	G-S	AB	R	H	2B	3B	HR	RBI	SB
Toth, Bill	1955,56	.167	NA-NA	12	0	2	0	0	0	0	0-NA
Trado, Bill	1956	.111	NA-NA	9	1	1	0	0	0	0	0-NA
Tripp, David	1988,89	.217	60-NA	46	9	10	2	1	0	4	4-5
Triplett, Russell	2001-04	.312	222-178	698	132	218	43	1	11	98	17-29
Tucker, Steve	1973-76	.317	131-NA	502	102	159	38	9	12	102	19-NA
Urrico, Anthony	2001	----	9-0	0	0	0	0	0	0	0	0-0
Valiente, Roberto	2002,03	.271	82-50	221	35	60	11	2	1	28	2-5
Van Dyke, Steve	1980-83	.213	135-NA	263	40	56	9	0	1	30	5-6
Van Volkenburg, Dave	1969-72	.224	101-NA	259	39	58	4	10	6	48	8-NA
Veronee, Jack	1961	.345	18-NA	58	9	20	3	0	1	19	0-NA
Vessell, Jeff	1997-99	.150	31-0	20	2	3	1	0	0	2	0-0
Vincent, Damon	1961-63	.258	45-NA	93	16	24	3	1	6	17	1-NA
Waldrop, Kenny	1966	.250	7-NA	4	3	1	0	0	0	0	1-NA
Walling, Denny	1975	.421	38-NA	140	46	59	9	3	13	60	11-NA
Ward, Adam	2007-09	.286	23-1	14	2	4	0	0	0	1	0-0
Ward, Mike	1969,70	.248	54-NA	133	26	33	4	0	2	21	5-NA
Ward, Ryan	1995,96	.000	29-0	15	2	0	0	0	0	2	0-0
Waters, Keith	1966-68	.270	101-NA	382	67	103	8	6	4	49	21-NA
Watson, Charlie	1965-67	.293	56-NA	99	15	29	5	4	0	21	0-NA
Watson, Reed	1966,68	.125	18-NA	40	8	5	1	0	0	4	0-NA
Weeks, Calvin	1969-72	.277	158-NA	571	88	158	25	7	11	84	8-NA
Weems, Billy	1977-80	.315	194-NA	674	157	212	31	13	13	110	68-NA
Weisman, John	1968	.000	2-NA	2	1	0	0	0	0	1	0-NA
West, Mike	1972	.273	7-NA	11	3	3	1	0	0	0	0-NA
Whitaker, Oliver	1987	.000	21-NA	1	0	0	0	0	0	0	0-0
White, Craig	1969-71,73	.329	156-NA	559	109	184	36	12	27	127	8-NA
Whitfield, Larry	1967	.250	6-NA	4	0	1	0	0	0	0	0-NA
Whitfield, Mike	1968,69	.000	16-NA	10	1	0	0	0	0	0	0-NA
Widmann, Stan	2005-09	.284	194-191	701	110	199	30	5	8	90	39-42
Wilkerson, Steve	2011,12	.274	101-71	310	62	85	13	3	1	36	11-15
Williams, David	2005	.184	33-9	49	8	9	4	0	0	2	2-2
Williams, Keith	1991-93	.332	160-131	557	113	185	40	5	35	166	12-22
Williams, Ray	1984-87	.286	200-NA	590	141	169	28	13	34	133	70-78
Williams, Russ	1969	.400	15-NA	15	4	6	1	0	0	5	1-NA
Williams, Steve	1984-87	.309	177-NA	482	107	149	22	9	11	94	28-39
Wilson, Larry	1956-58	.226	NA-NA	195	18	44	7	2	1	28	0-NA
Wilson, Mitch	1981-84	.254	115-NA	224	45	57	8	1	4	37	7-10
Wilson, Rick	1971,72	.154	18-NA	39	3	6	3	0	0	2	0-NA
Wingo, Billy	1974-77	.296	152-NA	510	114	151	18	7	5	90	41-NA
Wisniewski, Gene	1977,78	.272	53-NA	125	18	34	3	0	0	22	4-NA
Wood, Matt	1997	.000	1-0	1	0	0	0	0	0	0	0-0
Wrenn, David	1963,65	.308	17-NA	13	2	4	0	0	0	3	0-NA
Yeargin, Ray	1956	.000	NA-NA	1	4	0	0	0	0	0	0-NA
Young, Rick	1969,70	.280	56-NA	168	32	47	10	1	5	28	2-NA
Youngman, Steve	1978,79	.225	62-NA	169	31	38	6	1	4	17	6-8
Zupa, Ron	1966-68	.242	96-NA	306	43	74	17	4	5	40	3-NA

NA - not available; Note: Stats from 1954-12; year(s) denote(s) season(s) player played at a position, not necessarily every season he played in a game at Clemson; returning players in **bold**.




JASON STOLZ ACCUMULATED 182 HITS IN 218 GAMES AS A TIGER (2009-12). HE ALSO HAD A .959 FIELDING PERCENTAGE AS AN INFIELDER.

INDIVIDUAL CAREER PITCHING STATS (ACC ERA)

Player	Year(s)	ERA	W-L	G-S	SV	IP	H	R	ER	BB	SO
Abbott, Gus	1958	9.00	0-0	1-0	NA	1.0	2	2	1	2	0
Adams, Brian	1997-99	5.57	11-9	57-20	1	176.0	201	126	109	84	128
Adams, Darren	1998	3.52	0-0	7-0	0	7.2	7	3	3	1	9
Adams, Mark	1971-73	5.16	3-5	19-11	NA	66.1	60	50	38	57	55
Additon, Matt	1997-00	5.16	19-8	98-5	8	198.2	215	138	114	95	186
Allen, Chris	2006	0.00	0-0	1-0	0	1.0	0	0	0	0	0
Anderson, Alan	1969	6.00	1-0	3-1	NA	6.0	5	4	4	6	2
Anderson, Chris	1981	9.64	0-1	4-1	0	4.2	8	7	5	5	0
Andrews, Patrick	2012	5.52	2-3	20-0	2	29.1	29	22	18	15	25
Angel, Jason	1990-92	3.00	25-6	48-34	0	228.0	195	97	76	90	156
Armour, Alan	1979,81	4.05	3-4	15-0	0	26.2	28	15	12	16	12
Bailey, Kyle	2012	0.00	0-0	2-0	0	1.0	2	0	0	1	1
Baker, Jimmy	1970,72-74	5.07	2-5	29-2	NA	60.1	63	49	34	39	36
Baldwin, Chuck	1986,87	2.61	4-3	22-0	6	38.0	34	14	11	11	26
Barnes, Brian	1986-89	2.97	44-10	78-65	3	475.1	379	220	157	250	513
Bates, Clay	2012	7.27	0-0	9-0	0	8.2	13	7	7	2	3
Bendinelli, Chad	2000,02	6.75	0-0	13-0	0	13.1	13	10	10	9	4
Bennett, James	1996	9.00	0-0	1-0	0	1.0	0	1	1	1	0
Benson, Kris	1994-96	2.90	29-8	50-47	1	319.2	268	139	103	79	356
Berken, Jason	2003,04,06	3.04	18-6	47-36	0	186.2	171	88	63	77	156
Berney, Scott	2000	3.39	9-4	17-17	0	106.1	96	42	40	25	59
Bevis, Jay	1969-72	2.13	13-9	69-20	20	147.2	102	44	35	57	98
Bieget, Mark	1986	9.00	0-0	3-0	0	2.0	1	2	2	2	0
Bigwood, Dave	1973	3.77	2-2	14-1	0	28.2	29	16	12	11	17
Boettcher, Donny	1970	1.40	1-1	6-3	NA	19.1	15	4	3	14	5
Bond, William	2007,08	4.50	0-0	7-0	0	6.0	10	5	3	2	7
Bonekat, Bill	1967-69	3.20	5-3	20-5	NA	59.0	59	32	21	30	46
Boozer, Thomas	1999-02	5.50	10-4	88-9	4	145.2	180	101	89	59	98
Botkin, Alan	1986-89	4.33	23-11	57-43	0	257.2	258	161	124	162	197
Boyer, John	1989	2.45	0-0	7-0	0	7.1	10	4	2	4	4
Bradford, Eric	1990-92	3.15	10-4	65-0	4	97.0	88	36	34	31	86
Bradford, Jeff	1971-74	3.25	6-5	30-15	NA	110.2	92	61	40	58	82
Bradley, Len	1979,80	3.34	12-3	43-14	12	164.1	133	78	61	81	146
Brady, Kevin	2009-12	3.27	4-3	50-19	1	135.0	129	57	49	38	148
Briley, Paxton	1990-92	3.24	15-4	44-20	1	180.1	168	76	65	58	135
Brizek, Seth	1993,95	10.13	0-0	6-0	0	8.0	13	9	9	5	8
Brown, Mike	1978-80	3.25	23-9	48-40	1	257.1	221	124	93	96	178
Browning, Skip	1997-99	5.18	11-8	43-25	0	147.2	165	112	85	72	118
Bryant, Russell	1970,71	5.61	1-0	15-4	NA	43.1	57	37	27	22	22
Burnett, John	1985,86	5.44	2-2	38-0	5	51.1	50	33	31	44	33
Burnette, Bill	1961,62	3.18	3-0	12-2	NA	22.2	20	16	8	12	7
Burttram, Jody	1979,81	16.20	0-0	3-0	0	3.1	9	9	6	3	3
Callahan, Sonny	1973	9.00	0-0	3-0	0	4.0	5	4	4	3	2
Campbell, Matt	2011,12	2.77	2-2	29-0	4	48.2	31	17	15	26	54
Carter, Chris	1992,93	5.06	0-0	6-0	0	5.1	4	3	3	5	4
Casey, Greg	1963,64	4.15	9-4	22-10	NA	97.2	101	63	45	26	52
Chapman, Tommy	1963-65	3.12	12-7	38-26	NA	213.1	179	107	74	114	210
Charpia, Rusty	1986	9.00	0-0	1-0	0	1.0	2	2	1	0	1
Childs, Ryan	2000-02	5.42	7-4	41-16	1	103.0	115	79	62	41	63
Clackum, Scott	1997,98	1.50	10-5	47-0	13	78.0	55	18	13	25	75

IN ONE SEASON AS A TIGER (2007), ALAN FARINA HAD A 6-3 RECORD AND 72 STRIKEOUTS IN 57.1 INNINGS PITCHED.




BRIAN BARNES TOTALED A SCHOOL-RECORD 44 WINS IN 78 APPEARANCES (65 STARTS) AS A TIGER (1986-89).

Player	Year(s)	ERA	W-L	G-S	SV	IP	H	R	ER	BB	SO
Clark, Sean	2006	2.50	2-0	11-2	0	36.0	28	12	10	10	30
Clayton, Pat	2003	3.21	1-0	10-0	0	14.0	9	8	5	7	17
Cline, Steve	1973,74	1.94	16-5	24-22	0	162.0	114	52	35	81	137
Cline, Ty	1959,60	2.78	5-1	13-10	NA	64.2	49	27	20	23	66
Clyne, Stephen	2005-07	2.84	8-3	66-0	5	98.1	90	38	31	34	104
Cohen, Earl	1966,67	2.49	2-1	13-1	NA	25.1	13	13	7	13	13
Collins, Pat	1997	6.89	4-1	12-11	0	49.2	66	45	38	36	49
Compton, George	1954-56	NA	NA-NA	12-NA	NA	NA	NA	NA	NA	NA	NA
Cone, Mickey	1954	NA	NA-NA	3-0	NA	NA	NA	NA	NA	NA	NA
Cook, Brandt	1999,00	8.50	1-1	9-0	0	18.0	23	21	17	15	10
Cositore, Vince	1972	6.75	0-0	1-0	NA	4.0	7	4	3	0	1
Cram, Josh	2001	4.20	4-2	28-0	6	40.2	48	25	19	11	38
Cribb, Josh	2003-06	3.47	22-7	68-32	2	282.1	274	128	109	71	257
Crosland, Ben	1954,55	NA	3-NA	11-8	NA	61.2	NA	NA	NA	NA	36
Cruz, Tomas	2009,10	4.27	5-6	48-0	7	86.1	80	43	41	34	66
Currier, Steve	1985	7.11	2-3	18-0	1	25.1	29	22	20	11	17
Curtis, John	1968	1.80	4-3	7-5	NA	40.0	22	13	8	19	42
Dawsey, Jason	1993-95	3.55	22-8	62-42	1	304.1	294	146	120	87	276
Deese, Kyle	2009	2.70	0-0	7-0	0	6.2	3	3	2	9	7
Delk, Trey	2008,09	3.70	6-2	25-16	0	92.1	99	44	38	37	75
Demarest, Alan	1968-70	4.07	7-4	36-10	NA	117.1	107	71	53	58	72
Drake, Johnny	1956	2.56	4-2	9-NA	NA	45.2	29	13	13	34	49
Duke, Bill	1980-82	3.99	12-6	39-27	1	173.2	194	110	77	74	76
Dwyer, Chris	2009	4.92	5-6	17-17	0	86.0	76	52	47	33	95
Edgeworth, Teak	1958	12.41	0-1	5-1	NA	12.1	20	19	17	11	6
Edwards, Dick	1964	-----	0-1	1-1	NA	0.0	3	5	5	3	0
Eggleston, Jamie	1992-95	3.13	6-2	58-0	2	95.0	103	54	33	35	56
Ellis, Rob	2001	4.50	0-0	3-0	0	2.0	3	2	1	2	2
Elrod, Frank	1957	0.00	0-0	4-0	NA	4.0	5	1	0	0	3
Eubanks, Charlie	1959	6.00	0-0	2-0	NA	3.0	1	2	2	5	2
Farina, Alan	2007	3.77	6-3	25-2	1	57.1	41	26	24	27	72
Faris, Stephen	2004-06	3.24	16-10	55-33	1	242.0	223	107	87	56	189
Faw, Brian	1989,90	3.92	7-5	39-16	5	131.0	141	76	57	45	103
Fidrych, Chris	2005,07	4.19	0-0	20-0	0	19.1	16	9	9	8	16
Fiorenza, Drew	2005,06	5.65	2-1	30-1	2	36.2	44	24	23	20	38
Firth, Scott	2010-12	2.81	11-2	56-11	3	134.1	129	60	42	72	107
Fisher, Jeff	1982,84,85	5.35	1-6	22-2	2	35.1	54	24	21	30	16
Frank, Kyle	1999	20.25	0-0	1-0	0	1.1	4	3	3	0	1
Frazier, Jeff	1986	9.00	0-0	1-0	0	1.0	2	1	1	1	1
Frazier, Ron	1988-90	4.01	16-7	63-30	6	215.2	205	126	96	99	177
Frederick, Alex	2009-11	3.62	8-5	66-3	7	107.0	102	49	43	45	91
Frick, Talmadge	1962	6.00	0-0	6-0	NA	9.0	15	6	6	4	4
Gallagher, Glenn	1981	1.96	2-0	8-0	1	18.1	15	6	4	8	12
Gambrell, Sam	1957	5.63	0-2	5-3	NA	24.0	29	16	15	10	13
Gardner, Jack	1958	2.70	0-0	3-0	NA	3.1	2	2	1	4	2
Gerhardt, Rusty	1969-72	2.39	34-14	59-55	NA	384.1	254	132	102	163	382
Gibson, Nelson	1966-68	2.64	12-1	31-12	NA	112.2	92	51	33	39	80

INDIVIDUAL CAREER PITCHING STATS (ACC ERA)

RECORDS




**TOMMY LYON
HAD A 3.67
ERA IN 122.2
INNINGS
PITCHED
AS A TIGER
(1962,63).**


Player	Year(s)	ERA	W-L	G-S	SV	IP	H	R	ER	BB	SO
Gilbert, Jeff	1981-83	3.10	21-5	42-36	1	246.2	198	99	85	96	134
Glaser, Nick	2000,01	3.20	4-5	51-3	16	81.2	83	36	29	39	84
Gossett, Daniel	2012	4.32	6-3	19-10	2	77.0	62	37	39	87	87
Graham, Lindsay	1970-73	2.68	21-10	48-32	NA	235.0	193	82	70	75	151
Gray, Doug	1979	0.00	0-0	1-0	0	2.0	0	0	0	2	1
Gross, Jason	1988	27.00	0-0	2-0	0	1.0	0	3	3	4	0
Guin, Greg	1980,81	1.04	2-0	7-0	0	17.1	13	3	2	5	12
Gullickson, Craig	2008,09	4.19	5-2	28-6	0	53.2	61	32	25	23	43
Hackett, Roger	1982	3.45	1-0	14-3	2	31.1	37	16	12	12	14
Hahn, Jeff	2002-05	3.72	15-8	88-11	7	205.2	208	100	85	80	158
Harbeson, Gene	1961,62	3.51	3-4	13-8	NA	56.1	55	37	22	35	33
Harman, Casey	2008-10	3.86	16-12	68-34	1	251.2	257	119	108	60	238
Harrelson, Paul	2000-03	3.70	10-4	78-3	14	109.1	121	56	45	34	83
Harrison, Donovan	1998	4.97	4-3	16-1	2	50.2	46	32	28	17	44
Hartnett, Jim	1981	7.36	0-1	9-0	1	18.1	21	18	15	16	1
Harvey, Kris	2003-05	5.82	15-5	40-33	1	159.1	179	112	103	82	126
Haselden, David	2009-12	3.39	15-7	72-12	6	183.0	194	87	69	48	127
Hauser, Scott	1995-97	5.40	11-6	50-17	0	143.1	155	99	86	55	76
Hawkins, Heyward	1962	12.00	0-0	1-0	NA	3.0	5	4	4	2	1
Heck, Chris	1999	2.23	6-1	18-0	5	32.1	29	10	8	15	26
Hendley, Bailey	1958-60	4.11	11-3	30-19	NA	133.2	116	78	61	86	105
Henrie, Matt	1999,01,02	3.28	19-8	44-28	3	183.2	177	89	67	55	136
Hess, David	1982	4.55	0-1	13-1	2	27.2	34	20	14	18	11
Hester, Ricky	1983	2.42	0-2	14-0	1	22.1	13	8	6	19	13
Hinson, Ryan	2006-09	3.69	15-8	85-27	2	219.1	213	120	90	97	200
Hogan, Patrick	2001-04	4.22	8-8	79-8	18	190.0	190	105	89	64	176
Holtz, Mike	1991-94	3.31	19-5	72-23	7	214.2	179	100	79	107	220
Hoover, Donnie	1982,83	4.31	7-8	38-11	4	117.0	121	74	56	46	48
Hourigan, Jeff	2002,03	5.04	1-2	23-3	3	44.2	47	27	25	16	45
Howard, Chris	2005,06	2.45	1-0	7-0	0	7.1	6	2	2	1	2
Hudgins, Tom	1968-70	3.97	10-9	34-18	NA	122.1	123	79	54	72	84
Huggins, Mike	1986,87,89	5.37	4-3	41-0	4	65.1	73	43	39	26	41
Humphries, Leonard	1954-56	NA	7-NA	25-20	NA	140.2	NA	NA	NA	NA	91
Jackson, Steven	2001-04	4.62	19-8	67-34	0	220.0	239	136	113	97	146
James, Bill	1966-68	2.59	7-3	28-10	NA	94.0	79	32	27	28	66
Jay, John	1984,85	7.00	1-1	15-8	2	36.0	43	34	28	36	27
Jaynes, Johnny	1968	18.00	0-0	1-0	NA	1.0	2	3	2	3	0
Jersild, Aaron	1988,90-92	3.66	17-7	75-23	8	199.1	186	104	81	85	139
Johnson, Addison	2011	9.00	0-0	1-0	0	1.0	3	1	1	0	0
Johnson, Laval	1967-69	3.24	4-5	21-13	NA	89.0	76	47	32	63	66
Jones, Johnny	1962	20.25	0-0	1-0	NA	1.1	3	3	3	3	0
Kendall, Chet	1990,91	2.72	4-1	28-0	2	49.2	32	19	15	28	49
Kent, Mike	2010-12	5.20	2-3	28-3	2	53.2	58	36	31	23	29
Kenyon, Bobby	1978-80	3.34	18-10	44-31	1	212.2	190	99	79	71	136
Keppen, Jeff	1993,94	5.37	4-4	37-6	0	67.0	76	57	40	56	49
Key, Jimmy	1980-82	3.64	20-14	53-46	0	318.2	304	161	129	104	191
Kimble, Mike	1988-91	3.63	17-1	55-16	0	156.1	137	77	63	75	118

Player	Year(s)	ERA	W-L	G-S	SV	IP	H	R	ER	BB	SO
Koch, Billy	1994-96	3.74	21-9	51-44	1	276.2	215	148	115	131	338
Kopp, David	2005-07	4.18	16-8	60-32	1	228.1	233	131	106	76	167
Kyle, Kevin	2010	3.00	0-1	13-0	0	12.0	10	8	4	5	5
Lahey, Ed	1958	4.12	6-2	16-8	NA	72.0	73	46	33	39	55
Lamb, Will	2009-11	4.47	5-5	43-15	3	98.2	103	55	49	44	74
LaMura, B.J.	2000-02	5.48	6-2	43-8	1	88.2	84	63	54	54	96
Lawrimore, Wayne	1973	6.00	1-1	4-3	0	12.0	11	11	8	10	8
Lawton, John	1992	1.69	0-0	3-0	0	5.1	4	1	1	3	2
Laycock, Bobby	1983	3.14	1-0	7-1	0	14.1	17	10	5	14	2
Lee, Larry	1973,74	5.36	2-3	14-8	1	40.1	42	34	24	28	23
Leone, Dominic	2010-12	4.63	16-8	53-38	0	208.0	212	123	107	93	178
Lilley, Laurus	1979,80	10.38	0-2	6-0	0	8.2	13	12	10	5	4
Lodgek, Ed	1966,67	5.11	1-1	11-5	NA	37.0	33	23	21	30	24
Lombardi, Justin	1999,00	9.00	0-0	14-0	1	12.0	17	14	12	15	21
Lowell, Bob	1964,65,67	3.58	0-3	19-4	NA	50.1	56	36	20	27	24
Lowery, Phillip	1986-88	3.52	15-4	59-8	4	168.2	184	78	66	32	102
Lumsden, Tyler	2002-04	4.23	17-7	58-37	2	225.1	218	131	106	107	223
Lynn, Kevin	2000,01	4.34	7-4	40-9	1	105.2	122	59	51	32	96
Lyon, Tommy	1962,63	3.67	9-5	27-13	NA	122.2	133	73	50	39	76
Mahoney, Collin	2004	6.63	1-3	16-0	0	19.0	23	15	14	12	26
Mahony, Bob	1974-76	3.24	10-5	24-15	1	125.0	106	58	45	61	111
Malec, Mark	1975	2.65	1-0	5-1	1	17.0	10	5	5	15	14
Malkmus, David	1977	7.13	1-0	7-3	1	17.2	17	15	14	16	8
Mallon, Tom	1980-84	3.36	12-7	51-22	4	155.1	146	82	58	87	103
Marchal, Doug	1985-87	5.88	6-3	33-7	5	67.1	86	53	44	43	35
Markley, Jim	1960	0.00	0-0	1-0	NA	2.1	7	8	0	1	1
Martin, Alex	2006-08	6.39	3-0	32-0	0	31.0	38	24	22	17	20
Martin, Glenn	1981-83	4.57	5-4	35-0	1	65.0	72	37	33	34	32
Martin, Lynn	1981-83	4.42	2-7	53-0	7	77.1	80	48	38	34	44
Masone, Tony	1977	0.00	0-0	1-0	0	0.2	4	5	0	1	0
Matthews, Houston	1974,76,77	3.82	8-2	28-5	8	92.0	89	47	39	45	64
Matz, Brian	1994-96	4.43	8-1	51-9	4	107.2	110	63	53	47	84
Mazey, Randy	1985,86,88	5.51	7-1	22-13	0	96.1	104	71	59	55	47
McDonald, Leon	1957,58	4.82	1-2	11-3	NA	37.1	42	23	20	20	22
McKinney, Clinton	2008,09	6.00	4-0	28-0	0	36.0	44	32	24	15	25
Meekins, Larry	1974,75	2.80	8-4	32-6	5	112.2	98	48	35	42	71
Meyer, Jonathan	2010-12	4.03	9-8	67-13	4	160.2	168	79	72	45	124
Milchin, Mike	1987-89	2.79	7-3	46-5	13	90.1	62	37	28	40	102
Miller, David	1993	7.15	0-0	6-0	0	11.1	15	10	9	5	9
Miller, Scott	1991,92	3.44	19-4	33-26	2	178.0	171	88	68	84	134
Mishoe, Wayne	1974,75	2.70	1-0	4-0	0	3.1	2	1	1	2	0
Mitchell, D.J.	2007,08	3.40	11-5	35-21	0	151.0	145	72	57	56	155
Mitchell, John	1975	11.25	0-1	3-0	0	4.0	3	5	5	6	2
Moorefield, Joseph	2010-12	5.65	2-1	49-0	0	28.2	37	21	18	12	24
Moschella, Mike	1990,91	4.76	0-0	4-0	0	5.2	6	5	3	2	4
Moskos, Daniel	2005-07	3.25	10-13	81-10	16	149.2	148	63	54	67	147
Mottl, Ryan	1997-00	4.82	33-19	72-68	0	414.1	437	259	222	145	360
Mounce, Richard	2009	7.94	0-0	5-0	0	5.2	8	5	5	0	1
Murphy, Brett	2003	3.06	1-1	14-1	0	17.2	18	10	6	10	9
Murr, Jack	1974	2.71	4-4	11-11	0	63.0	49	26	19	41	33

**RYAN MOTTL HAD
33 WINS AND
360 STRIKEOUTS
IN 414.1 INNINGS
PITCHED AS A
TIGER (1997-00).**



INDIVIDUAL CAREER PITCHING STATS (ACC ERA)




JUSTIN SARRATT HAD A 3.32 STRIKEOUT-TO-WALK RATIO IN 193.0 INNINGS PITCHED AS A TIGER (2007-11).

Player	Year(s)	ERA	W-L	G-S	SV	IP	H	R	ER	BB	SO
Murray, Ken	1971	9.64	0-0	2-1	NA	4.2	6	5	5	3	4
Musselman, Ron	1976,77	2.64	20-5	31-29	0	228.1	176	84	67	95	185
Myers, Pete	1966,67	3.07	7-5	25-7	NA	85.0	76	36	29	30	68
Needham, Rick	1969	37.80	0-0	2-0	NA	1.2	4	8	7	5	0
O'Dell, Billy	1954	0.79	8-3	14-11	NA	91.1	56	26	8	35	111
Odle, Dennis	1971	3.06	1-1	5-3	NA	17.2	13	6	6	11	14
Olson, Dave	1961,62	5.63	6-6	21-11	NA	76.2	76	63	48	59	47
Owens, Randy	1973	3.24	1-0	9-2	0	33.1	24	17	12	25	18
Paradis, Mike	1997-99	5.42	11-3	41-29	0	171.0	169	124	103	104	164
Parker, Tim	1987,88,90	3.22	13-6	45-35	1	187.0	146	90	67	104	146
Parmer, Bill	1965-67	2.59	18-3	37-29	NA	194.2	149	73	56	118	155
Parrish, Scott	1981,83,84	2.86	21-3	40-32	1	226.1	187	92	72	110	124
Parsons, Jeff	1997	7.71	2-0	20-4	2	37.1	46	34	32	24	44
Pasqualini, Charlie	1959-61	6.28	2-2	20-3	NA	38.2	42	32	27	20	20
Paulling, Bob	1983,84	5.40	0-0	5-0	0	6.2	10	4	4	2	1
Pawlowski, John	1983-85	3.88	21-12	54-30	5	241.1	224	143	104	107	155
Pawlowski, John A.	1989-91	4.08	6-2	34-13	0	88.1	84	50	40	67	87
Peele, Tim	1988-91	4.60	11-1	71-4	6	107.2	102	66	55	68	83
Penale, Joe	1970	0.00	0-0	1-0	NA	3.0	4	0	0	4	2
Phillips, Chad	1990-93	3.51	17-3	57-19	7	187.1	189	89	73	56	140
Pohle, Kevin	2011,12	3.14	12-6	33-17	0	109.0	117	52	38	42	57
Pomeranz, Mike	1987,88	6.13	5-4	24-13	1	72.0	70	55	49	63	51
Porter, Chuck	1974-76	2.43	24-6	40-34	0	270.0	204	95	73	113	173
Powers, Scott	1984	0.00	0-0	1-0	0	1.0	2	0	0	1	0
Proto, Mike	1998-01	4.96	2-0	56-8	1	101.2	111	66	56	45	95
Qualters, Tommy	1975-78	4.00	12-1	36-9	9	117.0	116	66	52	34	82
Quintrell, Randy	1974-77	3.19	20-10	43-33	3	231.0	216	104	82	117	109
Reba, Steve	1999-02	4.11	33-11	78-45	2	319.1	316	171	146	124	263
Rhue, Mike	1998,00	3.52	0-0	9-0	0	7.2	10	7	3	6	4
Rice, Tim	1981-84	4.05	13-6	50-18	3	164.1	158	104	74	48	97
Richard, Steve	2006	4.30	0-1	21-0	4	23.0	29	12	11	9	14
Rohrbaugh, Robert	2003-05	3.96	12-9	65-29	2	202.1	210	102	89	76	153
Roller, Jimmy	1959-61	2.94	9-6	36-13	NA	156.0	137	67	51	37	93
Roper, Doug	1996,99	5.46	1-0	16-0	1	28.0	29	19	17	8	21
Rothlin, Trent	2008	9.69	1-0	7-3	0	13.0	14	15	14	11	6
Russell, Don	1969	0.00	0-0	2-0	NA	3.1	4	0	0	2	1
Santivasci, Jerome	1985,87-89	2.88	15-6	70-2	9	153.0	143	59	49	59	122
Sarratt, Justin	2007-11	4.20	13-7	80-25	1	193.0	211	110	90	41	136
Sauve, Jeff	1992-95	4.09	18-7	73-16	2	204.2	201	115	93	73	154
Saylors, Robby	1954	NA	NA-NA	1-1	NA	NA	NA	NA	NA	NA	NA
Schmidt, Jarrod	2000-02	4.17	18-3	37-30	0	174.2	181	96	81	85	130
Schmitt, Paul	1977-79	4.41	6-2	30-4	3	81.2	83	50	40	27	34
Schnabel, Brock	2007,08	18.00	1-1	6-0	0	5.0	8	10	10	2	4
Scott, Ray	1996,97	6.80	3-1	24-3	0	43.2	63	35	33	16	32
Seybt, Paul	1994	1.50	0-0	7-0	0	12.0	13	2	2	4	4
Shealy, Don	1955-57	NA	4-NA	16-NA	NA	89.0	NA	NA	NA	NA	46
Shepard, David	1996	2.83	3-2	27-0	5	28.2	20	11	9	13	33

Player	Year(s)	ERA	W-L	G-S	SV	IP	H	R	ER	BB	SO
Sipp, Tony	2004	4.69	2-2	22-3	2	48.0	53	28	25	17	59
Smith, Dale	1963-65	3.66	9-6	30-12	NA	115.2	95	71	47	52	94
Snyder, Brian	1977-79	3.31	18-6	41-35	1	228.2	204	117	84	120	185
Sokohl, Jack	1969	27.00	0-1	3-2	NA	3.2	2	11	11	13	1
Spencer, Jeff	1978	6.00	0-0	1-0	1	3.0	2	2	2	0	1
Spires, Adam	1997,98	9.24	1-1	20-0	0	25.1	32	32	26	25	22
Sprouse, Dave	1959-61	3.73	5-6	23-9	NA	72.1	62	39	30	39	38
Stanley, John	1969	0.00	0-0	2-0	NA	3.0	1	0	0	1	3
Steele, Bill	1984-87	4.47	19-10	62-38	1	276.0	269	167	137	122	97
Stone, George	1984,85	3.38	16-9	31-28	0	208.0	205	108	78	56	150
Stoneburner, Graham	2008,09	4.59	13-9	36-21	1	135.1	148	82	69	40	123
Stowe, Harold	1957-59	2.32	24-13	49-31	NA	279.1	223	113	72	103	279
Sturgeon, Chris	1993	2.63	2-0	11-3	0	24.0	20	7	7	17	13
Sullivan, Mike	1977-79	2.65	20-3	36-31	0	203.2	169	82	60	78	153
Surber, Jon	2011	0.00	0-0	5-0	0	4.2	4	1	0	4	6
Sutton, George	1966	3.00	2-0	2-2	NA	9.0	7	4	3	4	8
Taulbee, Andy	1992-94	3.16	27-8	63-39	4	279.1	265	133	98	73	235
Thrallkill, Josh	2007,09,10	5.49	0-0	16-1	0	19.2	23	13	12	1	18
Toth, Bill	1954-56	NA	NA-NA	15-1	NA	NA	NA	NA	NA	NA	NA
Trado, Bill	1956	NA	0-4	6-NA	NA	32.1	28	21	NA	NA	22
Trapp, Billy	1977-80	4.60	6-4	47-2	4	101.2	108	68	52	39	80
Tripp, David	1988-90	4.82	15-7	55-26	5	179.1	183	104	96	75	154
Trolia, Aaron	2003	8.87	0-1	18-1	0	23.1	38	27	23	9	24
Urrico, Anthony	2001	4.15	0-0	8-0	0	4.1	4	2	2	6	4
Van Volkenburg, Dave	1969-72	2.95	20-10	43-35	NA	222.2	193	104	73	98	195
Vaughn, Matt	2006-09	3.66	9-4	81-3	16	128.0	140	72	52	44	119
Vincent, Damon	1961-63	4.80	10-6	31-21	NA	148.0	127	95	79	117	148
Vining, Ken	1994-96	3.29	17-3	61-26	2	224.1	184	94	82	81	258
Waldrop, Kenny	1966	7.04	0-0	6-3	NA	15.1	13	12	12	15	9
Walker, Adam	2003,04	6.60	1-0	14-0	0	15.0	24	13	11	4	18
Watson, Charlie	1965-67	2.71	16-7	43-18	NA	186.0	136	70	56	79	186
Watson, Mark	1994,95	2.85	12-2	25-18	1	94.2	70	41	30	55	91
Weismann, Scott	2009-11	4.19	15-8	60-29	8	191.0	190	105	89	66	152
Welch, Scott	1986,87	8.15	1-0	19-0	2	35.1	46	33	32	16	20
Werner, Brian	1996,97	5.64	1-1	13-0	0	22.1	19	15	14	5	8
Whitaker, Oliver	1984-87	4.45	23-14	67-45	3	299.1	313	201	148	161	157
White, Matt	1996-98	5.39	9-4	41-18	1	137.0	157	107	82	72	114
Whitfield, Larry	1967	1.25	2-0	6-2	NA	21.2	15	3	3	8	8
Whitfield, Mike	1968-70	4.46	2-2	18-3	NA	42.1	44	27	21	15	21
Wiles, Lee	1982,83	4.50	7-4	36-10	3	84.0	86	53	42	57	55
Williams, Rodney	1993,95,96	4.23	2-1	44-0	0	55.1	56	31	26	26	44
Winchester, Scott	1993-95	1.70	13-5	87-0	34	132.2	89	37	25	47	122
Woessner, Dave	1977-79	3.53	11-6	47-2	14	104.2	105	53	41	44	60
Wolff, Billy	1982,84	8.44	0-1	11-0	1	10.2	13	11	10	5	7
Wrenn, David	1963,65	9.00	2-3	16-6	NA	40.0	53	46	40	43	37
Wyatt, Steve	1975,76	2.64	5-1	14-6	4	64.2	57	27	19	17	38
Zocchi, P.J.	2004-07	3.96	11-2	42-19	2	138.2	145	68	61	60	132
Zoltak, Matt	2007,08	6.04	5-3	37-4	0	50.2	58	37	34	27	38

NA - not available; Note: Stats from 1954-12; year(s) denote(s) season(s) player pitched, not necessarily every season he played in a game at Clemson; returning players in **bold**.



BRIAN SNYDER HAD AN 18-6 RECORD AND A 3.31 ERA IN 41 APPEARANCES (35 STARTS) AS A TIGER (1977-79).




A		
Player	VL	Year(s)
Abbott, Gus	1	1958
Adams, Brian	3	1997-99
Adams, Darren	1	1998
Adams, Mark	2	1972,73
Additon, Matt	4	1997-00
Adeimy, John	1	1973
Adkins, Rusty	3	1965-67
Allen, Robbie	3	1978-80
Anderson, Jack	1	1969
Anderson, Jim	2	1990,91
Andrade, Jr., Jorge	1	2005
Andrews, Patrick	1	2012
Angel, Jason	3	1990-92
Angle, Doug	2	1949,50
Armstrong, Terry	4	1971-74
Asbill, Joe	1	1948
Attanasio, Dominic	2	2011,12
Aughttry, Gene	3	1949-51
Ayers, Stan	3	1962-64
Ayoub, Pete	3	1961-63

B		
Player	VL	Year(s)
Bach, Woody	1	1968
Bagwell, Kenny	2	1970,72
Bagwell, Larry	3	1957-59
Bailey, Bob	1	1937
Bailey, Kyle	1	2012
Baker, Jeff	3	2000-02
Baker, Jimmy	3	1972-74
Baker, Roger	3	1950-52
Baldwin, Chuck	4	1984-87
Barbary, Eddie	3	1965-67
Barnes, Brian	4	1986-89
Barnett, Bill	4	1953-56
Bates, Clay	1	2012
Bates, N.G.	1	1953
Baucom, Steve	4	1984-87
Baum, Jay	1	2012
Beasley, Rick	1	1971
Belk, Don	3	1941-43
Belk, Greg	3	1974-76
Bell, Tom	1	1938
Bendinelli, Chad	1	2000
Benson, Kris	3	1994-96
Berken, Jason	3	2003,04,06
Berney, Scott	1	2000
Berry, Ed	2	1947,49
Berry, Bob	3	1941-43
Bevis, Jay	4	1969-72
Bickley, Charlie	2	1940,41
Biegert, Mark	4	1984-87
Bigwood, Dave	1	1973
Blackston, Charlie	2	1954,55
Blakeney, Reid	2	1959,60

Blalock, Joe	3	1940-42
Bohonak, Mike	1	1963
Bond, William	2	2007,08
Bonekat, Bill	3	1967-69
Bonnette, Robert	4	1976-79
Boozer, Thomas	4	1999-02
Borgert, Derek	4	1996-99
Bosdell, Francis	1	1946
Boselli, Teddy	3	1936,38,39
Botkin, Alan	4	1986-89
Boulware, Garrett	1	2012
Boyce, J.A.	1	1943
Boyd, Patrick	3	1998-00
Boyd, Roger	1	1960
Boyd, Wilson	4	2007-10
Boyer, John	1	1989
Bradford, Eric	3	1990-92
Bradford, Jeff	4	1971-74
Bradley, Jimmy	2	1967,68
Bradley, Len	2	1979,80
Bray, Randy	3	1968-70
Bradshaw, Toby	1	1960
Brady, Kevin	4	2009-12
Brier, Coe	2	1981,82
Briley, Paxton	3	1990-92
Brittle, Thomas	1	2012
Brizek, Seth	3	1993-95
Brodie, George	3	1937-39
Brodie, G.W.	1	1953
Brooks, Jerry	3	1986-88
Broome, Nathan	2	1996,97
Brown, Carol	2	1955,57
Brown, C.M.	1	1945
Brown, Joe	2	1953,54
Brown, J.R.	1	1947
Brown, Mike	3	1978-80
Browning, Skip	3	1997-99
Bryan, C.A.	1	1928
Bryant, Tim	2	1959,60
Buchanan, Dude	3	1939-41
Buffamoyer, Dave	2	1978,79
Bultmann, Kurt	4	1996-99
Bunnell, David	1	2007
Burg, Alex	2	2006,07
Burgess, J.D.	2	2007,08
Burgess, W.A.	1	1932
Burnett, John	2	1985,86
Burnette, Bill	1	1962
Burnette, Zack	3	1958-60
Burnham, Gary	4	1994-97

C		
Player	VL	Year(s)
Cagle, Mavis	2	1945,46
Caldwell, Dave	3	1975-77
Calitri, Mike	3	1998-00
Campbell, Matt	2	2011,12



**KEN CULBERSON LETTERED
FOUR TIMES FROM 1948-51.**

Carpenter, D.D.	1	1943
Carraway, Doug	2	1965,66
Carter, Chris	2	1992,93
Casanova, Adrian	2	2005,06
Casey, Greg	2	1963,64
Castelli, Bill	2	1979,80
Castles, Tom	2	1947,49
Cathcart, Joe	1	1934
Caughman, Kevin	2	2011,12
Chalk, Brad	3	2005-07
Chamblee, L.C.	2	1929,30
Chapman, Tommy	3	1963-65
Charpia, Rusty	3	1986,88,89
Chastain, Billy	1	1988
Chavous, C.C.	3	1933-35
Childs, Ryan	3	2000-02
Clackum, Scott	2	1997,98
Clark, H.M.	2	1932,33
Clark, Sean	1	2006
Cleveland, Tom	1	1947
Cline, Steve	2	1973,74
Cline, Ty	2	1959,60
Clyne, Stephen	3	2005-07

Coakley, Francis	3	1939-41
Coakley, George	3	1939-41
Cobb, Bill	2	1945,46
Cohen, Earl	1	1966
Coder, Chad	1	2001
Coker, Butch	3	1957-59
Coker, Homer	3	1942,43,47
Coker, Larry	3	1940-42
Coker, Ray	3	1937-39
Coker, Roy	3	1952-54
Cole, R.A.	2	1933,34
Coleman, Jim	1	1955
Collins, Pat	1	1997
Colvin, Tyler	3	2004-06
Compton, George	1	1955
Cone, Mickey	1	1954
Cook, Brandt	1	1999
Cook, J.A.	2	1929,31
Corbin, Ted	1	1992
Cordeleone, Lou	1	1959
Cositore, Vince	1	1972
Costigan, Joe	2	2011,12
Courtney, M.I.	1	1936
Couture, Mike	4	1987-90
Cowart, Lawton	3	1964-66
Cox, Carol	2	1949,50
Cox, Jay	1	2011
Cram, Josh	1	2001
Cribb, Josh	4	2003-06
Crocker, Barry	1	1954
Crook, E.J.	1	1931
Crosby, Ralph	2	1937,38
Crosland, Ben	3	1952,54,55
Crouch, Roby	3	1950-52
Crowley, Jim	4	1988-91
Croxton, Billy	2	1934,35
Cruz, Tomas	2	2009,10
Culberson, Ken	4	1948-51
Currier, Steve	1	1985
Curtis, John	1	1968

Deese, Kyle	1	2009
Dellastatious, Andy	1	1939
Delk, Trey	2	2008,09
DeLoach, Arthur	1	1937
DeMaino, L.J.	1	2002
Demarest, Alan	3	1968-70
Demmink, Herman	4	2003-06
DeMoura, Eric	4	1994-97
Dempsey, A.G.	1	1951
Dempsey, Bob	1	1959
Dillon, Scott	2	1985,86
Dinneen, John	2	1966,67
Dixon, Eddie	2	1969,70
Dobson, Clyde	2	1939,40
Douglass, Jesse	1	1999
Drake, Johnny	1	1956
Duffie, Will	3	1994-96
Duke, Bill	3	1980-82
Dunlap, Floopy	1	1928
Dunlap, Gene	1	1966
Dunster, Mike	2	2011,12
Durham, W.S.	2	1934,35
Dwyer, Chris	1	2009

E		
Player	VL	Year(s)
Eckerl, Tony	3	1973-75
Edwards, Jim	2	1937,38
Eggleston, Jamie	4	1992-95
Ellis, Brian	4	1997-00
Ellisor, Dave	3	1961-63
Embler, Jason	4	1994-97
Eppe, Chris	4	2008-11
Eskew, Bud	1	1928
Eskew, Jerry	1	1968
Evans, Garrick	3	2002-04
Evans, Jim	2	1951,52
Everett, Brady	2	2003,04
Eydenberg, Mike	2	1993,94

D		
Player	VL	Year(s)
D'Alessio, Andy	4	2004-07
Daniels, Fred	3	1990-92
Dantzler, Ellis	2	1965,66
Davidson, Mark	1	1982
Davis, Billy	1	1983
Davis, J.H.	1	1931
Davis, J.W.	1	1933
Dawsey, Jason	3	1993-95
Deanhardt, Luke	3	1948-50
DeBerry, Fred	3	1957-59
DeBerry, Joe	3	1989-91
Decker, J.B.	1	1931

F		
Player	VL	Year(s)
Fahrney, Gary	1	1976
Fairey, Burke	4	1985-88
Farina, Alan	1	2007
Faris, Stephen	3	2004-06
Faw, Brian	2	1989,90
Felder, Brad	1	2012
Ferguson, Jesse	1	2005
Fidrych, Chris	2	2005,07
Fiorenza, Drew	2	2005,06
Firth, Scott	3	2010-12
Fish, Barry	1	1963
Fisher, Jeff	1	1985
Fisher, Leo	3	1943,47,48



**GARY BURNHAM LETTERED
FOUR TIMES FROM 1994-97.**



**MATT HENRIE LETTERED
THREE TIMES IN 1999,01,02.**

Fitzsimmons, Pat	3	1973-75
Fleming, Ray	2	1946,47
Fletcher, Jake	1	2011
Foley, Bill	3	1975-77
Folger, Al	3	1936-38
Ford, Bill	2	1950,51
Fordham, Red	2	1930,31
Foster, Chuck	2	1990,91
Fox, R.H.	1	1938
Frank, Kyle	4	1999,01-03
Frantz, Tim	1	1995
Frazier, Ron	3	1988-90
Frederick, Alex	3	2009-11
Freeman, Eddis	1	1945
Freeman, Mike	3	2008-10
Freeman, Todd	1	1978
Fulton, Jay	2	1983,84

G

Player	VL	Year(s)
Gaddis, Bob	2	1948,49
Gaddis, C.J.	1	2004
Gaines, Roger	3	1952,53,55
Gallagher, Glenn	2	1980,81
Galloway, Paul	4	1993-96
Gambrell, Sam	1	1957
Garrison, Dave	1	1956
Gerhardt, Rusty	4	1969-72
Gibson, Nelson	3	1966-68
Gilbert, Jeff	3	1981-83
Gillespie, Frank	4	1943,47-49
Glaser, Nick	2	2000,01
Good, Jay	3	1941-43
Gossett, Daniel	1	2012
Graham, Lindsay	4	1970-73
Green, Steve	1	1985
Green, Zane	4	2001-04
Greene, Khalil	4	1999-02
Griffith, Nig	4	1947-50
Grogan, R.L.	1	1946
Guin, Greg	3	1979-81
Gullickson, Craig	2	2008,09

H

Player	VL	Year(s)
Hackett, Roger	1	1982
Hackle, Trent	2	1991,92
Hahn, Jeff	4	2002-05
Hair, Billy	1	1951
Hall, Ben	2	2005,06
Hall, Charlie	1	1952
Hamilton, Hines	1	1948
Hamilton, Lin	4	1971-74
Hampton, Mike	2	1993,94
Harbeson, Gene	3	1961-63

Harbin, Taylor	3	2005-07
Harman, Casey	3	2008-10
Harrelson, Paul	4	2000-03
Harris, Jason	2	1998,99
Harrison, Donovan	1	1998
Harrison, Robert	1	1955
Harvey, Kris	3	2003-05
Haselden, David	4	2009-12
Hauser, Scott	3	1995-97
Hawkins, Ty	1	1987
Haynes, Richard	4	1971-74
Hazle, Jim	1	1947
Hazle, Joe	1	1947
Heap, Edward	3	1934,36,37
Heck, Chris	1	1999
Heffernan, Bert	4	1985-88
Helms, Garry	1	1967
Hendley, Bailey	3	1958-60
Hendley, Dick	3	1949-51
Hendricks, Pete	2	1971,72
Hendrix, W.C.	1	1937
Henrie, Matt	3	1999,01,02
Herring, J.C.	2	1942,43
Hess, David	1	1982
Hester, Ricky	2	1982,83
Hewitt, Batson	2	1929,30
Heyward, R.C.	3	1936-38
Hicks, J.C.	2	1951,52
Hildebrand, Nolten	2	1952,54
Hines, J.R.	1	1951
Hinson, John	3	2008,10,11
Hinson, Randy	3	1934-36
Hinson, Ryan	4	2006-09
Hoffman, Doug	3	1957-59
Hoffman, G.C.	1	1930
Hoffman, J.L.	2	1931,32
Hogan, Doug	4	2005-08
Hogan, Patrick	4	2001-04
Holland, Eddie	3	1968-70
Holliday, Winston	3	1940-42
Holstad, Brian	4	1997-00
Holtz, Mike	4	1991-94
Hood, H.R.	2	1933,35
Hoover, Alan	3	1976-78
Hoover, Donnie	2	1982,83
Horton, Frank	2	1939,40
Hourigan, Jeff	2	2002,03
Howard, Chris	2	2005,06
Hub, Ryan	4	2000,02-04
Hubbard, Bob	1	1957
Hudgins, Tom	3	1968-70
Huggins, Elmer	1	1960
Huggins, Mike	3	1986,87,89
Hughes, Bob	4	1945,49-51
Hughes, Jerald	1	1972

Humphries, Leonard	3	1954-56
Hussey, R.E.	1	1953

I

Player	VL	Year(s)
Ing, Charlie	3	1972-74
Ingram, John	3	2004-06
Irick, Ed	3	1939-41

J

Player	VL	Year(s)
Jackson, Steven	4	2001-04
Jackson, Tony	3	1963-65
James, Bill	3	1966-68
Jay, John	4	1984-87
Jersild, Aaron	4	1988,90-92
Jessen, Herb	3	1940,42,43
Johnson, Addison	4	2007,09-11
Johnson, Johnny	2	1968,70
Johnson, Laval	3	1967-69
Johnson, Michael	4	2000-03
Jones, Jimmy	1	1948

Jones, Johnny	2	1962,63
Joyce, Hardin	2	1947,49
Joye, Charlie	2	1943,46
Joye, J.D.	1	1931
Jordan, J.J.	1	1942
Justus, Johnny	1	1929

K

Player	VL	Year(s)
Kaltenbach, Leo	1	1955
Kane, Jeff	1	1999
Kearse, H.H.	1	1932
Kea, Hootie	3	1949-51
Kendall, Chet	2	1990,91
Kent, Mike	2	2010,12
Kenyon, Bobby	3	1978-80
Keppen, Jeff	2	1993,94
Key, Jimmy	3	1980-82
Khoury, Pete	2	1976,77
Kieboom, Spencer	3	2010-12
Kimbrell, Mike	4	1988-91
King, Don	1	1953
King, H.T.	1	1943
Kingsmore, Doug	3	1952-54
Klosterman, Ryan	1	2001
Knoebel, Fred	3	1950-52
Koch, Billy	3	1994-96
Kopp, David	3	2005-07
Kowitz, Brian	3	1988-90
Kuester, Steve	3	1968-70
Kyle, Kevin	1	2010

L

Player	VL	Year(s)
LaBella, Barney	1	1975
Lakey, Ed	1	1958
Lam, Elmo	3	1961-63
Lamb, Will	3	2009-11
LaMura, B.J.	3	2000-02
Landers, Bill	1	1955
Landrum, Joe	2	1946,47
Lawton, John	1	1992
Laycock, Bobby	1	1983
LeCroy, Bradley	4	1997-00
LeCroy, Matthew	3	1995-97
Lee, Alex	2	2007,08
Lee, Harry	1	1935
Lee, Larry	2	1973,74
Leggett, Tanner	2	2005,06
Lemaster, Dave	4	1980-83
Leone, Dominic	3	2010-12
Lindsay, H.N.	1	1945
Livingston, Doug	2	1995,96
Lockhart, Mike	3	1989,91,92
Locklair, Pop	1	1941
Lodgek, Ed	1	1966

Looper, J.M.	1	1946
Lomax, Nicky	3	1961-63
Lombardi, Justin	1	1999
Lowder, Clayton	2	1959,60
Lowell, Bob	3	1964,65,67
Lowery, Phillip	3	1986-88
Lumsden, Tyler	3	2002-04
Lynn, Dave	2	1960,61
Lynn, Kevin	2	2000,01
Lyon, Tommy	2	1962,63

M

Player	VL	Year(s)
Macrina, Eric	4	1988-91
Magill, Dick	3	1928-30
Mahaffey, C.R.	2	1928,29
Mahoney, Collin	3	2002-04
Mahoney, Mike	2	1975,81
Mahony, Bob	2	1975,76
Malec, Mark	1	1975
Malkmus, David	1	1977
Mallon, Tom	2	1983,84
Marchal, Doug	2	1986,87
Marsella, Ben	2	1963,64
Marsh, Bill	1	1957
Martin, Alex	3	2006-08
Martin, Glenn	2	1982,83
Martin, Lynn	1	1983
Martin, W.N.	1	1928
Martin, W.R.	3	1942,43,47
Masone, Tony	2	1978,79
Mathews, Ray	4	1948-51
Mathews, Houston	2	1976,77
Matz, Brian	3	1994-96
Mazey, Randy	4	1985-88
McCall, Jack	3	1964-66
McCall, Mike	1	1967
McCann, Brad	2	2003,04
McCleon, Dexter	2	1993,94
McCollom, Jim	4	1982-85
McCray, Ontrell	2	1996,97
McDaniel, Mark	1	1976
McDonald, Leon	2	1957,58
McGee, J.W.	1	1946
McGibbon, Jon	2	2011,12
McKay, Ray	4	1948-51
McKinney, Clinton	2	2008,09
McLaurin, Charles	2	1951,52
McMakin, Lynwood	2	1946,47
McMillan, Raiford	1	1929
McMillon, Billy	3	1991-93
Meekins, Larry	2	1974,75
Melzer, Scott	3	1991-93
Meyer, Jonathan	3	2010-12
Milchin, Mike	3	1987-89
Miller, Bob	1	1933



**BOB MAHONY LETTERED
TWO TIMES IN 1975,76.**

Miller, Brad	3	2009-11
Miller, David	3	1993-95
Miller, Jeff	4	1990-93
Miller, Seth	2	2001-02
Miller, Scott	2	1991-92
Mimms, Charlie	3	1942,43,46
Mitchell, D.J.	3	2006-08
Monahan, Shane	3	1993-95
Monin, Andy	4	1991-94
Moore, Gene	4	1946-49
Moore, J.N.	1	1928
Moore, Jim	1	1947
Moore, L.H.	1	1946
Moore, Ronnie	2	1964,65
Moorefield, Joseph	3	2010-12
Mork, Hoby	1	1993
Morris, Bobby	2	1953,54
Morris, Doby	4	1990-93
Morris, Tim	1	2007
Morris, Wyman	3	1952-54
Morrow, Sam	1	1951
Moskos, Daniel	3	2005-07
Mottl, Ryan	4	1997-00
Mounce, Richard	1	2009
Munroe, Buddy	1	2007
Murphy, Brett	1	2003
Murr, Jack	1	1974
Murray, Joe	1	1952
Musselman, Ron	2	1976,77
Myers, Doby	1	1956
Myers, Pete	3	1965-67

Player	VL	Year(s)
Nester, John	3	2008-10
Nilsson, Steve	3	1976-78
Nimmer, W.A.	1	1930
Nivens, H.B.	2	1929,30
Nixon, Buddy	2	1962,64
Norris, Bobby	1	1959
Northrup, Kevin	4	1989-92
Nystrom, Peter	1	1998

Player	VL	Year(s)
Oakley, Frank	1	1963
O'Dell, Billy	3	1952-54
Ogburn, Mac	1	1962
Olson, Dave	2	1961,62
O'Quinn, Jim	2	1955,56
Owen, Jim	2	1955,56
Owen, W.H.	1	1945
Owens, Jimmy	1	1964
Owens, Randy	1	1973

Player	VL	Year(s)
Pack, Tommy	2	1964,66
Padgett, Matt	3	1996-98
Pagliei, Joe	1	1953
Paradis, Mike	3	1997-99
Parker, Ace	2	1940,41
Parker, Kyle	3	2008-10
Parker, Tim	3	1987,88,90
Parkins, R.A.	2	1931,32
Parmer, Bill	3	1965-67
Parrish, Scott	3	1981,83,84
Parsons, Jeff	1	1997
Pasqualini, Charlie	2	1960,61
Patterson, Choppy	1	1960
Paulling, Bob	3	1981,83,84
Paulsen, Ben	3	2007-09
Pavilack, Harry	2	1960,61
Pawlowski, John	3	1983-85
Pawlowski, John A.	3	1989-91
Pearman, Deas	1	1928
Pearman, F.E.	2	1928,29
Peele, Tim	4	1988-91
Peltz, Pete	2	1977,78
Pennington, Clyde	1	1935
Phillips, Chad	4	1990-93
Pickens, Bob	1	1940
Pierce, Gene	3	2003-05
Player, W.W.	1	1929
Poe, Sam	2	1959,60
Pohl, Phil	4	2009-12
Pohle, Kevin	2	2011,12
Pomeranz, Mike	2	1987,88
Porter, Chuck	3	1974-76

Powers, Scott	3	1981,83,84
Priester, Buck	3	1930-32
Pritchard, Daniel	3	2003-05
Pritchett, Jesse	2	1936,37
Proctor, Landrum	3	1931-33
Prophet, Bill	4	1970-73
Proto, Mike	4	1998-01
Pruitt, June	1	1946
Pulaski, Mike	2	1973,74
Pumphrey, Ed	1	1964
Pyzik, Steve	4	2000-03

Player	VL	Year(s)
Qualters, Tommy	4	1975-78
Quinn, Andrew	1	1946
Quinn, Dewey	2	1946,47
Quinn, Winston	1	1946
Quintrell, Randy	4	1974-77

Player	VL	Year(s)
Ramey, E.L.	2	1930,31
Reames, Joe Don	1	1999
Reba, Steve	4	1999-02
Reese, Gerald	1	1960
Rentz, Luther	3	1942,43,47
Rhinehardt, J.B.	1	1932
Rhodes, Rusty	2	1995,96
Rhue, Mike	1	1998
Rice, Tim	2	1983,84
Richard, Steve	1	2006
Richey, J.	2	1935,36
Richey, R.M.	2	1933,34
Ricketts, Art	1	1961
Rigsby, Tim	2	1989,90
Riley, Ryan	1	2000
Riley, Stick	2	1945,46
Rivers, I.N.	2	1932,33
Roberson, Craig	4	1980-83
Robinson, Jerome	2	1995,96
Rohrbaugh, Robert	3	2003-05
Roller, Jimmy	3	1959-61
Roper, Doug	3	1996,98,99
Ross, Jack	1	1946
Rowland, Joey	2	1986,87
Russ, Frank	4	1980-83
Russell, Don	3	1968-70
Russell, J.M.	1	1945
Ryan, Lanny	2	1960,62

Player	VL	Year(s)
Sampson, Pete	1	1975
Sanders, H.L.	1	1946
Sanders, Matt	2	2008,09
Sanders, Smiley	2	1972,73
Santangelo, Lou	1	2004

Santivasci, Jerome	4	1985,87-89
Sargent, Dick	2	1963,64
Sarratt, Justin	5	2007-11
Satterfield, Shawn	2	1992,93
Sauve, Jeff	4	1992-95
Savylors, Robby	2	1952,53
Schaus, Jeff	4	2008-11
Schmidt, Jarrod	3	2000-02
Schmitt, Paul	3	1977-79
Schnabel, Brock	2	2007,08
Schroeder, Bill	3	1977-79
Schroeder, Bryan	3	1994,95,97
Scott, Ray	2	1996,97
Seibert, Kurt	3	1974-76
Seyers, Johnny	3	1969-71
Sexton, Jay	2	1980,81
Shaffer, Richie	3	2010-12
Sharman, Howard	2	1964,67

Player	VL	Year(s)
Sheaffer, Danny	1	1980
Shealy, Don	3	1955-57
Shealy, Lonnie	2	1954,55
Shepard, David	1	1996
Sherard, Hale	1	1947
Sheriff, Glenn	1	1956
Sherman, Joe	3	1932-34
Shore, Henry	3	1934-36
Shumake, Brooks	3	1982-84
Siepe, Jeff	1	1970
Simons, Neil	4	1977-80
Simpsom, J.A.	1	1951
Singleton, Justin	3	1998-00
Sipp, Tony	1	2004

Slaton, Tyler	1	2012
Slevin, David	2	2002,03
Smith, Brodie	1	1994
Smith, Bryan	2	1981,82
Smith, Buster	3	1967-69
Smith, Dale	2	1964,65
Smith, Joe	1	1955
Smith, Jon	3	2000-02
Smith, Marquez	2	2006,07
Smith, Romaine	2	1930,31
Smith, Tad	2	1990,91
Smith, Tommy	1	1985
Snipes, G.L.	2	1938,39
Snyder, Brian	3	1977-79
Spears, Derek	2	1984,85
Spier, Bill	3	1985-87
Spier, Bud	3	1957-59
Spier, Michael	4	1988-91
Spier, Adam	1	1997
Sprouse, Dave	2	1959,60
Squires, Bob	1	1984
Stanley, Henri	4	1997-00
Steele, Bill	3	1985-87
Stefan, Todd	4	1988-91
Stewart, Randy	1	1971
Stidham, Ryan	1	1991

Stolz, Jason	4	2009-12
Stone, Casey	4	1998-01
Stone, George	2	1984,85
Stoneburner, Graham	2	2008,09
Storrier, Travis	3	2004-06
Stowe, Harold	3	1957-59
Stroud, Dan	2	1947,49
Sturgeon, Chris	1	1993
Suggs, Dick	1	1959
Sullivan, Hank	1	1943
Sullivan, Mike	3	1977-79
Surber, Jon	1	2011
Sutton, George	3	1964-66
Swails, A.C.	2	1934,35
Swanner, Jamie	1	1983
Swetenburg, Dick	4	1953-56

Player	VL	Year(s)
Taulbee, Andy	3	1992-94
Taylor, Joe	2	1992,93
Taylor, Joey	2	1961,62
Templeton, Jim	1	1957
Terrill, Brett	2	1974,75
Teufel, Tim	2	1979,80
Thompson, Tommy	2	1985,86
Thrallkill, Josh	3	2007,09,10
Threadgill, Henry	4	1986-89
Timmerman, J.A.	1	1945
Toth, Bill	2	1955,56
Trapp, Billy	3	1978-80
Triplett, Russell	4	2001-04
Tripp, David	3	1988-90
Trolia, Aaron	1	2003
Troutman, John	2	1934,35
Truluck, John	2	1939,40
Tucker, Steve	4	1973-76
Tyler, H.H.	1	1945

Player	VL	Year(s)
Ulmer, Reed	1	1948
Ulnick, Burton	1	1945
Underwood, J.F.	1	1936
Urrico, Anthony	1	2001

Player	VL	Year(s)
Valiente, Roberto	2	2002,03
Van Dyke, Steve	4	1980-83
Van Volkenburg, Dave	4	1969-72
Vaughn, Matt	4	2006-09
Verner, A.C.	1	1937
Veronee, Jack	1	1961
Vessell, Jeff	1	1999
Vincent, Damon	2	1961,62
Vining, Ken	3	1994-96

Player	VL	Year(s)
Waldrop, Kenny	1	1966
Walker, Adam	1	2003
Walling, Denny	1	1975
Ward, Adam	3	2007-09
Ward, Mike	2	1969,70
Ward, Ryan	2	1995,96
Waters, Keith	3	1966-68
Watkins, G.L.	1	1951
Watson, Charlie	3	1965-67
Watson, Mark	2	1994,95
Watson, N.E.	3	1929-31
Watson, Reed	2	1966,68
Weeks, Calvin	4	1969-72
Weems, Billy	4	1977-80
Weismann, Scott	3	2009-11
Welch, Scott	2	1986,87
Werner, Brian	1	1996
Whitaker, Oliver	4	1984-87
White, Craig	4	1969-71,73
White, Matt	3	1996-98
Whitfield, Larry	1	1967
Whitfield, Mike	2	1968,69
Widmann, Stan	4	2005-08
Wiles, Lee	2	1982,83
Wilkinson, Steve	2	2011,12
Williams, David	1	2005
Williams, J.A.	1	1928
Williams, Keith	2	1991,92
Williams, Ray	4	1984-87
Williams, Rodney	3	1993,95,96
Williams, Steve	4	1984-87
Wilson, Larry	3	1956-58
Wilson, Mitch	2	1983,84
Wilson, Rick	1	1971
Winchester, Scott	3	1993-95
Wingo, Billy	4	1974-77
Wisniewski, Gene	2	1977,78
Woessner, Dave	3	1977-79
Woodruff, Foggy	1	1930
Wrenn, David	1	1965
Wright, Charlie	2	1942,43
Wyatt, Steve	3	1974-76

Player	VL	Year(s)
Young, Rick	2	1969,70
Youngman, Steve	2	1978,79

Player	VL	Year(s)
Ziegler, M.G.	3	1928-30
Zocchi, P.J.	3	2005-07
Zoltak, Matt	2	2007,08
Zupa, Ron	3	1966-68

Note: Returning players in **bold**.



JEFF SCHAUS LETTERED FOUR TIMES FROM 2008-11.

YEAR-BY-YEAR STARTING LINEUPS (ACC ERA)

1954 (14-10 Overall, 8-4 ACC)

Pos.	Starter	Cl.	S	PS	BA
C	Bobby Morris	So.	21	21	.238
1B	Dick Swetenburg	So.	20	20	.176
2B	Roy Coker	Sr.	23	23	.314
SS	Barry Crocker	Sr.	21	21	.306
3B	Wyman Morris	Sr.	24	24	.205
LF	Bill Barnett	So.	24	24	.272
CF	Doug Kingsmore	Sr.	24	24	.371
RF	Roger Gaines	Jr.	19	19	.238

Pos.	Starter	Cl.	S	W-L	ERA
P	Billy O'Dell	Sr.	11	8-3	0.79
P	Leonard Humphries	So.	7	4-3	3.17
P	Ben Crosland	Jr.	3	2-1	3.58

1955 (7-11 Overall, 5-9 ACC)

Pos.	Starter	Cl.	S	PS	BA
C	Jim O'Quinn	Jr.	17	17	.350
1B	Dick Swetenburg	Jr.	18	18	.258
2B	Lonnie Shealy	Sr.	17	17	.357
SS	Charlie Blackston	Jr.	12	12	.267
3B	Joe Smith	Jr.	13	13	.308
LF	Carol Brown	So.	7	7	.147
CF	Bill Barnett	Jr.	15	15	.323
RF	Roger Gaines	Sr.	16	16	.304

Pos.	Starter	Cl.	S	W-L	ERA
P	Leonard Humphries	Jr.	6	3-3	NA
P	Ben Crosland	Sr.	5	1-4	NA
P	George Compton	Jr.	4	1-2	NA

1956 (4-14-2 Overall, 2-10-2 ACC)

Pos.	Starter	Cl.	S	PS	BA
C	Jim O'Quinn	Sr.	17	17	.222
1B	Dick Swetenburg	Sr.	18	18	.220
2B	Dave Garrison	So.	19	19	.277
SS	Doby Myers	So.	17	17	.277
3B	Bud Spiers	So.	19	19	.113
LF	Don Shealy	Jr.	16	16	.348
CF	Bill Barnett	Sr.	20	20	.276
RF	Larry Wilson	So.	13	10	.163

Pos.	Starter	Cl.	S	W-L	ERA
P	Leonard Humphries	Sr.	7	0-4	NA
P	Johnny Drake	So.	6	4-2	2.56
P	Bill Trado	So.	5	0-4	NA

1957 (6-12 Overall, 3-11 ACC)

Pos.	Starter	Cl.	S	PS	BA
C	Butch Coker	So.	18	18	.270
1B	Fred DeBerry	So.	9	9	.167
	Larry Wilson	Jr.	9	9	.282
2B	Bob Hubbard	So.	16	16	.157
SS	Bud Spiers	Jr.	18	18	.233
3B	Larry Bagwell	So.	18	18	.257
LF	Don Shealy	Sr.	12	12	.313
CF	Doug Hoffman	So.	18	18	.150
RF	Carol Brown	Sr.	10	10	.237

Pos.	Starter	Cl.	S	W-L	ERA
P	Harold Stowe	So.	7	3-5	3.58
P	Don Shealy	Sr.	5	2-3	4.44
P	Sam Gambrell	Sr.	3	0-2	5.63
P	Leon McDonald	So.	3	1-2	5.40

1958 (22-8 Overall, 11-3 ACC)

Pos.	Starter	Cl.	S	PS	BA
C	Butch Coker	Jr.	30	30	.264
1B	Fred DeBerry	Jr.	30	30	.319
2B	Zack Burnette	So.	28	28	.239
SS	Bud Spiers	Sr.	30	30	.323
3B	Larry Bagwell	Jr.	30	29	.287
LF	Larry Wilson	Sr.	30	28	.230
CF	Doug Hoffman	Jr.	30	30	.237
RF	Bailey Hendley	So.	22	21	.333

Pos.	Starter	Cl.	S	W-L	ERA
P	Harold Stowe	Jr.	15	14-4	2.34
P	Ed Lakey	So.	8	6-2	4.12
P	Bailey Hendley	So.	6	2-1	4.58

1959 (24-8 Overall, 9-5 ACC)

Pos.	Starter	Cl.	S	PS	BA
C	Butch Coker	Sr.	22	22	.247
1B	Fred DeBerry	Sr.	31	31	.287
2B	Zack Burnette	Jr.	30	30	.232
SS	Larry Bagwell	Sr.	32	32	.250
3B	Dick Suggs	So.	23	19	.205
LF	Ty Cline	So.	23	21	.326
CF	Doug Hoffman	Sr.	32	32	.314
RF	Bailey Hendley	Jr.	20	14	.309

Pos.	Starter	Cl.	S	W-L	ERA
P	Harold Stowe	Sr.	9	7-4	1.57
P	Ty Cline	So.	8	5-1	3.12
P	Bailey Hendley	Jr.	7	5-1	2.12

1960 (11-10-1 Overall, 7-6 ACC)

Pos.	Starter	Cl.	S	PS	BA
C	Dave Lynn	Jr.	22	21	.360
1B	Sam Poe	Jr.	9	9	.367
2B	Toby Bradshaw	So.	22	22	.304
SS	Zack Burnette	Sr.	22	22	.250
3B	Choppy Patterson	So.	13	12	.255
LF	Bailey Hendley	Sr.	20	9	.364
CF	Ty Cline	Jr.	22	20	.348
RF	Lanny Ryan	So.	14	13	.340

Pos.	Starter	Cl.	S	W-L	ERA
P	Dave Sprouse	Jr.	7	2-6	4.30
P	Bailey Hendley	Sr.	6	4-1	5.62
P	Jimmy Roller	Jr.	5	5-1	2.76

1961 (12-11 Overall, 6-8 ACC)

Pos.	Starter	Cl.	S	PS	BA
C	Dave Lynn	Sr.	21	20	.333
1B	Jack Verone	Jr.	13	6	.345
2B	Pete Ayoub	So.	23	17	.349
SS	Elmo Lam	So.	22	22	.319
3B	Harold Pavilack	Jr.	17	13	.262
LF	Nicky Lomax	So.	15	8	.286
CF	Art Ricketts	So.	14	7	.246
RF	Joey Taylor	So.	16	11	.302

Pos.	Starter	Cl.	S	W-L	ERA
P	Damon Vincent	So.	10	5-3	5.28
P	Gene Harbeson	So.	8	3-4	3.31
P	Jimmy Roller	Sr.	3	1-3	4.86

1962 (17-8 Overall, 8-6 ACC)

Pos.	Starter	Cl.	S	PS	BA
C	Gene Harbeson	Jr.	25	25	.266
1B	Buddy Nixon	So.	25	25	.326
2B	Pete Ayoub	Jr.	21	21	.303
SS	Elmo Lam	Jr.	25	25	.280
3B	Dave Ellisor	Jr.	21	21	.283
LF	Nicky Lomax	Jr.	23	22	.292
CF	Johnny Jones	Jr.	22	22	.439
RF	Joey Taylor	Jr.	17	17	.406

Pos.	Starter	Cl.	S	W-L	ERA
P	Tommy Lyon	Jr.	9	7-1	3.62
P	Dave Olson	Sr.	9	4-5	5.57
P	Damon Vincent	Jr.	5	3-2	4.68

1963 (15-11 Overall, 9-5 ACC)

Pos.	Starter	Cl.	S	PS	BA
C	Gene Harbeson	Sr.	25	25	.236
1B	Stan Ayers	Jr.	20	15	.288
2B	Pete Ayoub	Sr.	25	25	.304
SS	Elmo Lam	Sr.	25	25	.291
3B	Dave Ellisor	Sr.	25	24	.306
LF	Nicky Lomax	Sr.	22	22	.282
CF	Johnny Jones	Sr.	25	25	.330
RF	Mike Bohonak	Jr.	20	20	.349

Pos.	Starter	Cl.	S	W-L	ERA
P	Damon Vincent	Sr.	6	2-1	4.26
P	Dale Smith	So.	5	3-2	5.30
P	Tommy Chapman	So.	4	2-2	5.08
P	Tommy Lyon	Sr.	4	2-4	3.76
P	David Wrenn	So.	4	2-1	6.18

1964 (13-13 Overall, 6-7 ACC)

Pos.	Starter	Cl.	S	PS	BA
C	Stan Ayers	Sr.	22	22	.316
1B	Buddy Nixon	Jr.	26	26	.303
2B	Ben Marsella	Sr.	26	17	.282
SS	Jack McCall	So.	26	26	.253
3B	Ronnie Moore	So.	18	14	.171
LF	Tommy Pack	So.	22	12	.303
CF	George Sutton	So.	23	14	.315
RF	Mike Bohonak	Sr.	11	10	.238

Pos.	Starter	Cl.	S	W-L	ERA
P	Tommy Chapman	Jr.	11	6-3	3.53
P	Greg Casey	Jr.	7	5-3	5.37
P	Dale Smith	Jr.	5	2-3	2.83

1965 (18-10-2 Overall, 9-5 ACC)

Pos.	Starter	Cl.	S	PS	BA
C	Eddie Barbary	So.	30	30	.239
1B	Ellis Dantzler	Jr.	27	27	.305
2B	Tony Jackson	Sr.	28	27	.238
SS	Jack McCall	Jr.	29	26	.358
3B	Ronnie Moore	Jr.	18	18	.258

LF	Lawton Cowart	Jr.	26	15	.260
CF	George Sutton	Jr.	29	16	.215
RF	Rusty Adkins	So.	30	16	.444

Pos.	Starter	Cl.	S	W-L	ERA
P	Tommy Chapman	Sr.	11	4-2	1.80
P	Bill Parmer	So.	10	5-1	2.82
P	Charlie Watson	So.	3	5-4	2.16

1966 (20-7-2 Overall, 9-4 ACC)

Pos.	Starter	Cl.	S	PS	BA
C	Eddie Barbary	Jr.	23	23	.310
1B	Ellis Dantzler	Sr.	24	20	.380
2B	Rusty Adkins	Jr.	29	25	.364
SS	Jack McCall	Sr.	29	29	.333
3B	Lawton Cowart	Sr.	29	29	.321
LF	George Sutton	Sr.	29	29	.311
CF	Tommy Pack	Sr.	26	18	.330
RF	Keith Waters	So.	26	15	.333

Pos.	Starter	Cl.	S	W-L	ERA
P	Bill Parmer	Jr.	9	4-1	4.22
P	Charlie Watson	Jr.	8	6-1	3.43
P	Kenny Waldrop	So.	3	0-0	7.04

1967 (29-9 Overall, 11-2 ACC)

Pos.	Starter	Cl.	S	PS	BA
C	Eddie Barbary	Sr.	38	38	.291
1B	Ron Zupa	Jr.	37	37	.243
2B	Rusty Adkins	Sr.	38	36	.336
SS	Garry Helms	Sr.	27	26	.372
3B	Mike McCall	So.	36	34	.237
LF	Buster Smith	So.	37	19	.243
CF	Keith Waters	Jr.	34	31	.206
RF	Howard Sharman	Sr.	22	21	.205

Pos.	Starter	Cl.	S	W-L	ERA
P	Bill Parmer	Sr.	10	9-1	1.14
P	Charlie Watson	Sr.	7	5-2	2.43
P	Laval Johnson	So.	6	3-2	2.23

1968 (27-14 Overall, 11-7 ACC)

Pos.	Starter	Cl.	S	PS	BA
C	Steve Kuester	So.	28	27	.253
1B	Ron Zupa	Sr.	40	40	.234
2B	Buster Smith	Jr.	40	39	.235
SS	Randy Bray	So.	38	30	.329
3B	Don Russell	Fr.	37	29	.261
LF	Jerry Eskew	Jr.	18	18	.239
CF	Keith Waters	Sr.	37	34	.283
RF	Johnny Johnson	So.	27	22	.157

Pos.	Starter	Cl.	S	W-L	ERA
P	Tom Hudgins	Fr.	10	6-4	3.74
P	Nelson Gibson	Sr.	8	7-1	2.18
P	Bill James	Sr.	8	5-1	2.11

1969 (27-17-2 Overall, 12-8-1 ACC)

Pos.	Starter	Cl.	S	PS	BA
C	Steve Kuester	Jr.	22	22	.187
1B	Eddie Holland	Jr.	32	16	.303
2B	Mike Ward	Fr.	26	26	.234
SS	Randy Bray	Jr.	41	41	.293
3B	Don Russell	So.	46	46	.289
LF	Craig White	Fr.	40	19	.327
CF	Johnny Severs	Fr.	34	33	.262
RF	Rick Young	Fr.	23	17	.284

Pos.	Starter	Cl.	S	W-L	ERA
P	Rusty Gerhardt	Fr.	15	7-3	3.46
P	Dave Van Volkenburg	Fr.	14	9-4	4.00
P	Tom Hudgins	So.	5	3-2	3.40

1970 (32-16 Overall, 14-7 ACC)

Pos.	Starter	Cl.	S	PS	BA
C	Eddie Holland	Sr.	31	22	.262
1B	Eddie Dixon	So.	25	25	.267
2B	Bill Prophet	Fr.	31	31	.311
SS	Randy Bray	Sr.	36	21	.285
3B	Don Russell	Jr.	42	42	.254
LF	Craig White	So.	40	39	.280
CF	Johnny Severs	So.	26	24	.255
RF	Calvin Weeks	So.	37	18	.205

YEAR-BY-YEAR STARTING LINEUPS (ACC ERA)

RECORDS



1971 (27-14 Overall, 10-4 ACC)

Pos.	Starter	Cl.	S	PS	BA
C	Lin Hamilton	Fr.	23	23	.175
1B	Dave Van Volkenburg	Jr.	24	19	.254
2B	Richard Haynes	Fr.	31	29	.241
SS	Calvin Weeks	Jr.	41	38	.263
3B	Bill Prophet	So.	41	36	.248
LF	Craig White	Jr.	31	31	.380
CF	Johnny Severs	Jr.	41	41	.301
RF	Pete Hendricks	So.	25	16	.302

Pos.	Starter	Cl.	S	W-L	ERA
P	Rusty Gerhardt	Jr.	14	11-3	2.17
P	Dave Van Volkenburg	Jr.	10	5-5	2.61
P	Jeff Bradford	Fr.	6	2-0	3.07

1972 (19-15 Overall, 6-7 ACC)

Pos.	Starter	Cl.	S	PS	BA
C	Lin Hamilton	So.	32	32	.318
1B	Dave Van Volkenburg	Sr.	27	27	.217
2B	Kenny Bagwell	So.	33	33	.296
SS	Richard Haynes	So.	32	30	.312
3B	Bill Prophet	Jr.	21	21	.203
LF	Smiley Sanders	So.	26	12	.268
CF	Charlie Ing	Fr.	32	25	.256
RF	Calvin Weeks	Sr.	32	23	.271

Pos.	Starter	Cl.	S	W-L	ERA
P	Rusty Gerhardt	Sr.	12	7-4	2.22
P	Lindsay Graham	Jr.	11	6-3	2.76
P	Jeff Bradford	So.	5	2-1	3.13

1973 (24-16 Overall, 10-2 ACC)

Pos.	Starter	Cl.	S	PS	BA
C	Lin Hamilton	Jr.	34	26	.294
1B	Tony Eckerl	So.	23	8	.176
2B	Richard Haynes	Jr.	35	35	.275
SS	John Adeimy	Sr.	34	27	.298
3B	Pat Fitzsimmons	So.	31	21	.276
LF	Craig White	Sr.	32	30	.336
CF	Smiley Sanders	Jr.	36	24	.260
RF	Mike Pulaski	Jr.	34	18	.248

Pos.	Starter	Cl.	S	W-L	ERA
P	Steve Cline	Jr.	9	7-1	2.12
P	Lindsay Graham	Sr.	8	6-2	2.37
P	Mark Adams	Sr.	7	1-3	6.06

1974 (23-15 Overall, 10-1 ACC)

Pos.	Starter	Cl.	S	PS	BA
C	Lin Hamilton	Sr.	35	33	.346
1B	Tony Eckerl	Jr.	20	11	.286
2B	Richard Haynes	Sr.	35	32	.273
SS	Kurt Seibert	Fr.	27	23	.316

3B	Pat Fitzsimmons	Jr.	34	19	.277
LF	Charlie Ing	Jr.	28	14	.269
CF	Smiley Sanders	Sr.	38	36	.283
RF	Mike Pulaski	Sr.	37	22	.304
DH	Steve Tucker	So.	23	4	.330

Pos.	Starter	Cl.	S	W-L	ERA
P	Steve Cline	Sr.	13	9-4	1.84
P	Jack Murr	Jr.	11	4-4	2.71
P	Chuck Porter	Fr.	7	4-2	2.58

1975 (33-10 Overall, 10-2 ACC)

Pos.	Starter	Cl.	S	PS	BA
C	Tony Eckerl	Sr.	37	30	.304
1B	Brett Terrill	So.	37	32	.234
2B	Billy Wingo	So.	39	35	.371
SS	Kurt Seibert	So.	43	42	.320
3B	Pat Fitzsimmons	Sr.	39	39	.229
LF	Steve Tucker	Jr.	40	38	.285
CF	Denny Walling	Jr.	38	37	.421
RF	Mike Mahoney	Jr.	28	21	.198
DH	Dave Caldwell	Fr.	32	23	.280

Pos.	Starter	Cl.	S	W-L	ERA
P	Chuck Porter	So.	13	8-4	2.66
P	Randy Quintrell	So.	11	7-2	1.50
P	Bob Mahony	Jr.	9	6-1	3.16

1976 (36-15 Overall, 10-2 ACC)

Pos.	Starter	Cl.	S	PS	BA
C	Bill Foley	So.	49	47	.303
1B	Steve Nilsson	So.	38	36	.266
2B	Billy Wingo	Jr.	45	45	.214
SS	Kurt Seibert	Jr.	44	44	.344
3B	Robert Bonnette	Fr.	50	43	.295
LF	Dave Caldwell	So.	50	50	.321
CF	Steve Tucker	Sr.	48	48	.350
RF	Greg Belk	Sr.	35	20	.215
DH	Alan Hoover	So.	30	30	.217

Pos.	Starter	Cl.	S	W-L	ERA
P	Ron Musselman	Jr.	14	8-3	2.11
P	Chuck Porter	Jr.	14	12-0	2.19
P	Randy Quintrell	Jr.	10	5-5	3.79

1977 (42-10 Overall, 9-1 ACC)

Pos.	Starter	Cl.	S	PS	BA
C	Bill Foley	Jr.	51	41	.315
1B	Steve Nilsson	Jr.	51	51	.249
2B	Billy Wingo	Sr.	45	45	.333
SS	Robert Bonnette	So.	52	51	.324
3B	Pete Peltz	Jr.	51	50	.329
LF	Neil Simons	Fr.	50	20	.376
CF	Billy Weems	Fr.	37	27	.340

RF	Dave Caldwell	Jr.	40	9	.284
DH	Bill Schroeder	Fr.	36	17	.272

Pos.	Starter	Cl.	S	W-L	ERA
P	Ron Musselman	Sr.	15	12-2	3.14
P	Brian Snyder	Fr.	9	4-1	1.19
P	Tommy Qualters	Jr.	8	6-0	4.14
P	Randy Quintrell	Sr.	8	5-3	4.53

1978 (39-14 Overall, 10-2 ACC)

Pos.	Starter	Cl.	S	PS	BA
C	Bill Schroeder	So.	43	41	.305
1B	Steve Nilsson	Sr.	48	48	.300
2B	Robbie Allen	Fr.	30	27	.236
SS	Robert Bonnette	Jr.	53	50	.320
3B	Pete Peltz	Sr.	49	46	.337
LF	Neil Simons	So.	51	40	.293
CF	Billy Weems	So.	45	41	.333
RF	Tony Masone	So.	48	42	.328
DH	Alan Hoover	Sr.	27	27	.313

Pos.	Starter	Cl.	S	W-L	ERA
P	Mike Sullivan	So.	13	7-2	3.31
P	Mike Brown	Fr.	12	9-2	1.84
P	Brian Snyder	So.	12	7-1	4.41

1979 (40-15 Overall, 10-1 ACC)

Pos.	Starter	Cl.	S	PS	BA
C	Bill Schroeder	Jr.	42	30	.318
1B	Greg Guin	Fr.	49	49	.259
2B	Tim Teufel	Jr.	52	50	.350
SS	Robbie Allen	So.	53	53	.297
3B	Robert Bonnette	Sr.	53	53	.284
LF	Billy Weems	Jr.	38	36	.246
CF	Neil Simons	Jr.	53	51	.355
RF	Tony Masone	Jr.	54	52	.330
DH	Dave Buffamoyer	Sr.	55	28	.343

Pos.	Starter	Cl.	S	W-L	ERA
P	Brian Snyder	Jr.	14	7-4	3.76
P	Mike Brown	So.	13	5-4	4.82
P	Mike Sullivan	Jr.	13	10-0	1.98

1980 (38-21 Overall, 6-5 ACC)

Pos.	Starter	Cl.	S	PS	BA
C	Dave Lemaster	Fr.	36	36	.315
1B	Greg Guin	So.	50	50	.266
2B	Tim Teufel	Sr.	46	46	.387
SS	Robbie Allen	Jr.	48	48	.251
3B	Frank Russ	Fr.	57	36	.327
LF	Billy Weems	Sr.	59	58	.328
CF	Neil Simons	Sr.	59	59	.317
RF	Glenn Gallagher	Fr.	53	41	.287
DH	Jimmy Key	Fr.	26	22	.272

Pos.	Starter	Cl.	S	W-L	ERA
P	Mike Brown	Jr.	15	9-3	3.17
P	Jimmy Key	Fr.	15	7-5	2.99
P	Bobby Kenyon	Jr.	12	8-3	3.00

1981 (34-24 Overall, 10-4 ACC)

Pos.	Starter	Cl.	S	PS	BA
C	Coe Brier	Fr.	31	17	.252
1B	Greg Guin	Jr.	50	50	.387
2B	Frank Russ	So.	37	32	.276
SS	Scott Powers	Fr.	51	51	.253
3B	Craig Roberson	So.	56	56	.323
LF	Mike Mahoney	Sr.	50	38	.333
CF	Glenn Gallagher	So.	51	26	.308
RF	Bob Paulling	So.	49	26	.303
DH	Jimmy Key	So.	40	29	.317

Pos.	Starter	Cl.	S	W-L	ERA
P	Jimmy Key	So.	15	4-6	5.52
P	Bill Duke	Jr.	13	2-4	5.76
P	Jeff Gilbert	So.	13	8-3	3.25

1982 (37-22 Overall, 10-2 ACC)

Pos.	Starter	Cl.	S	PS	BA
C	Coe Brier	So.	33	25	.252
1B	Dave Lemaster	Jr.	43	27	.306
	Jim McCollom	Fr.	53	27	.269
2B	Frank Russ	Jr.	59	58	.278
SS	Bryan Smith	Sr.	49	49	.296
3B	Craig Roberson	Jr.	52	52	.340
LF	Mark Davidson	Jr.	58	49	.336
CF	Ricky Hester	Jr.	51	48	.291
RF	Brooks Shumake	Fr.	39	20	.331
DH	Jimmy Key	Jr.	51	40	.359

Pos.	Starter	Cl.	S	W-L	ERA
P	Jimmy Key	Jr.	16	9-3	2.79
P	Jeff Gilbert	Jr.	13	9-2	3.41
P	Donnie Hoover	Jr.	11	6-6	4.66

1983 (30-20-1 Overall, 6-5 ACC)

Pos.	Starter	Cl.	S	PS	BA
C	Jim McCollom	So.	50	33	.347
1B	Bob Paulling	Jr.	48	41	.407
2B	Frank Russ	Sr.	44	44	.296
SS	Scott Powers	Jr.	43	41	.230
3B	Jamie Swanner	Jr.	38	31	.289
LF	Billy Davis	Jr.	23	17	.241
CF	Dave Lemaster	Sr.	42	34	.232
RF	Ricky Hester	Sr.	26	17	.356
	Brooke Shumake	So.	48	17	.251
DH	Craig Roberson	Sr.	41	21	.304

Pos.	Starter	Cl.	S	W-L	ERA
P	Scott Parrish	So.	12	6-1	3.02
P	Jeff Gilbert	Sr.	10	4-0	2.25
P	Lee Wiles	Sr.	10	4-2	4.07

1984 (38-17 Overall, 12-2 ACC)

Pos.	Starter	Cl.	S	PS	BA
C	Steve Williams	Fr.	34	33	.319
1B	Bob Paulling	Sr.	40	39	.299
2B	Chuck Baldwin	Fr.	48	37	.356
SS	Scott Powers	Sr.	51	49	.314
3B	Brooks Shumake	Jr.	53	25	.275
LF	Ray Williams	Fr.	30	21	.326
	Mitch Wilson	Sr.	28	21	.198
CF	Jay Fulton	Sr.	33	25	.215
RF	Jim McCollom	Jr.	54	22	.350
DH	John Jay	Fr.	30	27	.330

Pos.	Starter	Cl.	S	W-L	ERA
P	George Stone	Jr.	11	7-2	2.57
P	Scott Parrish	Jr.	10	7-1	2.20
P	Tom Mallon	Sr.	9	6-3	3.14

1985 (36-30-1 Overall, 9-4 ACC)

Pos.	Starter	Cl.	S	PS	BA
C	Bert Heffernan	Fr.	61	57	.347
1B	Jim McCollom	Sr.	64	62	.390
2B	Scott Dillon	Jr.	62	59	.315
SS	Chuck Baldwin	So.	62	49	.262
3B	Bill Spiers	Fr.	42	22	.380
LF	Ray Williams	So.	47	29	.289
CF	Steve Green	Fr.	42	41	.247
RF	Tommy Thompson	Jr.	58	55	.289

Pos.	Starter	Cl.	S	W-L	ERA
P	John Pawlowski	Jr.	17	9-3	4.26



P	George Stone	Sr.	17	9-7	3.89
P	Oliver Whitaker	So.	13	5-7	7.28

1986 (42-21 Overall, 9-4 ACC)

Pos.	Starter	Cl.	S	PS	BA
C	Bert Heffernan	So.	61	55	.331
1B	Chuck Baldwin	Jr.	63	63	.370
2B	Scott Dillon	Sr.	61	61	.299
SS	Bill Spiers	So.	62	46	.322
3B	Steve Baucom	Jr.	61	61	.369
LF	Ray Williams	Jr.	51	45	.265
CF	Randy Mazey	So.	37	37	.336
RF	Tommy Thompson	Sr.	37	34	.305
DH	Jerry Brooks	Fr.	31	31	.338

Pos.	Starter	Cl.	S	W-L	ERA
P	Bill Steele	Jr.	16	9-3	4.61
P	Oliver Whitaker	Jr.	12	5-3	3.12
P	Brian Barnes	Fr.	10	3-2	3.68
P	Alan Botkin	Fr.	10	5-2	5.89

1987 (54-14-1 Overall, 16-5 ACC)

Pos.	Starter	Cl.	S	PS	BA
C	Bert Heffernan	Jr.	63	63	.335
1B	Mike Milchin	Fr.	56	56	.292
2B	Henry Threadgill	So.	40	40	.323
SS	Bill Spiers	Jr.	63	63	.290
3B	Steve Baucom	Sr.	68	68	.347
LF	Ray Williams	Sr.	50	44	.284
CF	Randy Mazey	Jr.	61	61	.327
RF	Jerry Brooks	So.	60	52	.326
DH	Steve Williams	Sr.	32	22	.292

Pos.	Starter	Cl.	S	W-L	ERA
P	Brian Barnes	So.	17	12-3	3.06
P	Alan Botkin	So.	14	9-2	2.54
P	Oliver Whitaker	Sr.	14	9-3	3.48

1988 (54-14 Overall, 18-2 ACC)

Pos.	Starter	Cl.	S	PS	BA
C	Bert Heffernan	Sr.	68	61	.337
1B	Mike Milchin	So.	66	66	.370
2B	Henry Threadgill	Jr.	66	66	.297
SS	Rusty Charpia	Jr.	63	63	.310
3B	Jerry Brooks	Jr.	68	41	.373
LF	Burke Fairey	Sr.	42	40	.280
CF	Randy Mazey	Sr.	61	61	.340
RF	Brian Kowitz	Fr.	44	18	.274
DH	Mike Couture	So.	62	24	.344

Pos.	Starter	Cl.	S	W-L	ERA
P	Brian Barnes	Jr.	19	13-2	3.33
P	Tim Parker	So.	12	5-1	3.35
P	David Tripp	Fr.	12	7-1	5.19

1989 (50-20 Overall, 13-5 ACC)


Pos.	Starter	Cl.	S	PS	BA
C	Mike Couture	Jr.	69	62	.280
1B	Mike Milchin	Jr.	59	51	.285
2B	Henry Threadgill	Sr.	69	69	.329
SS	Rusty Charpia	Sr.	66	66	.285
3B	Jim Crowley	So.	66	66	.300
LF	Eric Macrina	So.	43	22	.263
CF	Brian Kowitz	So.	68	68	.270
RF	Todd Stefan	So.	59	54	.283
DH	Joe DeBerry	Fr.	48	32	.297

Pos.	Starter	Cl.	S	W-L	ERA
P	Brian Barnes	Sr.	19	16-3	2.22
P	Ron Frazier	So.	15	6-2	3.31
P	Alan Botkin	Sr.	12	5-5	5.32

1990 (43-23 Overall, 14-6 ACC)

Pos.	Starter	Cl.	S	PS	BA
C	Jim Anderson	Jr.	39	32	.222
1B	Joe DeBerry	So.	60	35	.359
2B	Todd Stefan	Jr.	48	46	.224
SS	Tim Rigbsy	Fr.	64	64	.309
3B	Jim Crowley	Jr.	65	58	.327
LF	Kevin Northrup	So.	46	43	.306
CF	Brian Kowitz	Jr.	66	66	.403
RF	Michael Spiers	Jr.	45	35	.277
DH	Eric Macrina	Jr.	50	18	.339

Pos.	Starter	Cl.	S	W-L	ERA
P	Tim Parker	Jr.	17	7-5	2.97
P	Dave Tripp	Jr.	12	8-5	4.04
P	Brian Faw	Sr.	11	5-3	4.56



IN 1988, JERRY BROOKS HIT .373 WHILE STARTING ALL 68 GAMES.

1991 (60-10 Overall, 18-3 ACC)

Pos.	Starter	Cl.	S	PS	BA
C	Jim Anderson	Sr.	36	36	.287
1B	Eric Macrina	Sr.	68	43	.335
2B	Jim Crowley	Sr.	68	64	.383
SS	Todd Stefan	Sr.	66	66	.348
3B	Jeff Miller	So.	64	64	.297
LF	Billy McMillon	Fr.	54	54	.391
CF	Kevin Northrup	Jr.	66	58	.350
RF	Michael Spiers	Sr.	64	61	.364
DH	Joe DeBerry	Jr.	62	36	.342

Pos.	Starter	Cl.	S	W-L	ERA
P	Jason Angel	So.	16	14-2	2.33
P	Aaron Jersild	Jr.	14	8-0	4.04
P	Mike Kimbrell	Sr.	12	11-0	3.56

1992 (50-14 Overall, 19-5 ACC)

Pos.	Starter	Cl.	S	PS	BA
C	Mike Lockhart	Jr.	47	47	.282
1B	Billy McMillon	So.	32	25	.372
2B	Joe Taylor	Jr.	53	53	.315
SS	Ted Corbin	Jr.	55	55	.372
3B	Jeff Miller	Jr.	54	50	.267
LF	Shawn Satterfield	Jr.	51	47	.296
CF	Kevin Northrup	Sr.	64	64	.382
RF	Keith Williams	So.	61	60	.296
DH	Chad Phillips	Jr.	40	30	.288

Pos.	Starter	Cl.	S	W-L	ERA
P	Jason Angel	Jr.	17	9-3	3.42
P	Scott Miller	Jr.	15	11-1	3.30
P	Andy Taulbee	Fr.	12	5-2	2.27

1993 (45-20 Overall, 11-11 ACC)

Pos.	Starter	Cl.	S	PS	BA
C	Andy Monin	Jr.	28	28	.309
1B	Shane Monahan	Fr.	65	33	.372
2B	Jeff Morris	Sr.	63	58	.356
SS	Joe Taylor	Sr.	59	51	.277
3B	Jeff Miller	Sr.	50	49	.250
LF	Billy McMillon	Jr.	57	56	.377
CF	Keith Williams	Jr.	65	63	.365
RF	Shawn Satterfield	Sr.	28	22	.277
DH	Mike Hampton	Jr.	31	18	.254

Pos.	Starter	Cl.	S	W-L	ERA
P	Chad Phillips	Sr.	15	12-2	2.98
P	Jeff Sauve	So.	15	6-5	4.76
P	Mike Holtz	Jr.	11	3-4	6.13

1994 (57-18 Overall, 20-4 ACC)

Pos.	Starter	Cl.	S	PS	BA
C	Mike Eydenberg	Sr.	53	46	.300
1B	Jason Embler	Fr.	49	49	.237
2B	Eric DeMoura	Fr.	40	39	.222
SS	Seth Brizek	So.	75	75	.247
3B	Mike Hampton	Sr.	75	70	.380
LF	David Miller	So.	71	49	.313
CF	Shane Monahan	So.	75	31	.415
RF	Dexter McCleon	So.	51	31	.234
DH	Andy Monin	Sr.	62	35	.281

Pos.	Starter	Cl.	S	W-L	ERA
P	Andy Taulbee	Jr.	18	12-4	3.61
P	Jason Dawsey	So.	15	6-2	4.16
P	Kris Benson	Fr.	14	7-3	4.24
P	Billy Koch	Fr.	14	4-2	4.62

1995 (54-14 Overall, 20-4 ACC)

Pos.	Starter	Cl.	S	PS	BA
C	Matthew LeCroy	Fr.	68	46	.333
1B	David Miller	Jr.	68	67	.380
2B	Doug Livingston	Jr.	66	65	.262
SS	Seth Brizek	Jr.	67	67	.279
3B	Paul Galloway	Jr.	60	58	.324
LF	Gary Burnham	So.	66	66	.344
CF	Shane Monahan	Jr.	67	49	.388
RF	Jerome Robinson	Jr.	52	49	.268
DH	Will Duffie	Jr.	54	32	.294

Pos.	Starter	Cl.	S	W-L	ERA
P	Jason Dawsey	Jr.	19	11-4	2.78
P	Kris Benson	So.	14	8-3	3.20
P	Billy Koch	So.	14	7-2	3.72

1996 (51-17 Overall, 17-7 ACC)

Pos.	Starter	Cl.	S	PS	BA
C	Matthew LeCroy	So.	67	45	.316
1B	Jason Embler	Jr.	65	65	.357
2B	Doug Livingston	Sr.	58	58	.341
SS	Kurt Bultmann	Fr.	55	55	.304

3B	Paul Galloway	Sr.	66	65	.294
LF	Gary Burnham	Jr.	68	68	.290
CF	Ontrell McCray	Jr.	25	25	.234
	Rusty Rhodes	Sr.	25	25	.260
RF	Jerome Robinson	Sr.	64	52	.303
DH	Will Duffie	Sr.	61	38	.265

Pos.	Starter	Cl.	S	W-L	ERA
P	Kris Benson	Jr.	19	14-2	2.02
P	Billy Koch	Jr.	16	10-5	3.14
P	Ken Vining	Jr.	16	10-3	2.97

1997 (41-23 Overall, 13-10 ACC)

Pos.	Starter	Cl.	S	PS	BA
C	Matthew LeCroy	Jr.	64	60	.359
1B	Jason Embler	Sr.	64	64	.305
2B	Brian Holstad	Fr.	63	63	.228
SS	Kurt Bultmann	So.	60	58	.348
3B	Eric DeMoura	Sr.	63	63	.352
LF	Gary Burnham	Sr.	64	64	.391
CF	Nathan Broome	Sr.	43	36	.309
RF	Matt Padgett	So.	62	57	.300
DH	Henri Stanley	Fr.	39	39	.267

Pos.	Starter	Cl.	S	W-L	ERA
P	Ryan Mottl	Fr.	16	10-3	4.73
P	Skip Browning	Fr.	13	6-5	5.11
P	Pat Collins	Fr.	11	4-1	6.89

1998 (43-16 Overall, 14-9 ACC)

Pos.	Starter	Cl.	S	PS	BA
C	Brian Ellis	So.	38	35	.374
1B	Jason Harris	Jr.	59	59	.357
2B	Kurt Bultmann	Jr.	58	58	.299
SS	Doug Roper	So.	58	58	.298
3B	Justin Singleton	Fr.	29	29	.370
LF	Peter Nystrom	Fr.	45	41	.309
CF	Patrick Boyd	Fr.	59	59	.344
RF	Matt Padgett	Jr.	58	58	.376
DH	Henri Stanley	So.	29	24	.284

Pos.	Starter	Cl.	S	W-L	ERA
P	Ryan Mottl	So.	16	9-4	4.81
P	Brian Adams	So.	11	6-2	4.22
P	Skip Browning	So.	11	5-3	4.89

YEAR-BY-YEAR STARTING LINEUPS (ACC ERA)

RECORDS

1999 (42-27 Overall, 13-10 ACC)

Pos.	Starter	Cl.	S	PS	BA
C	Brian Ellis	Jr.	60	56	.265
1B	Jason Harris	Sr.	69	69	.339
2B	Kurt Bultmann	Sr.	68	68	.327
SS	Bradley LeCroy	Jr.	59	57	.286
3B	Khalil Greene	Fr.	68	68	.358
LF	Brian Holstad	Jr.	38	21	.313
CF	Henri Stanley	Jr.	65	35	.296
RF	Justin Singleton	So.	36	36	.237
DH	Patrick Boyd	So.	61	28	.390

Pos.	Starter	Cl.	S	W-L	ERA
P	Ryan Mottl	Jr.	17	4-8	6.14
P	Mike Paradis	Jr.	16	6-1	4.37
P	Brian Adams	Jr.	9	5-5	5.85

2000 (51-18 Overall, 17-7 ACC)

Pos.	Starter	Cl.	S	PS	BA
C	Brian Ellis	Sr.	60	60	.283
1B	Mike Calitri	Jr.	38	33	.285
2B	Ryan Riley	Jr.	52	50	.298
SS	Jeff Baker	Fr.	67	64	.313
3B	Khalil Greene	So.	69	69	.364
LF	Casey Stone	Jr.	69	54	.357
CF	Patrick Boyd	Jr.	69	69	.293
RF	Justin Singleton	Jr.	33	33	.294
DH	Jarrold Schmidt	Fr.	40	27	.230

Pos.	Starter	Cl.	S	W-L	ERA
P	Ryan Mottl	Sr.	19	10-4	3.70
P	Scott Berney	Sr.	17	9-4	3.39
P	Jarrold Schmidt	Fr.	15	9-0	3.61

2001 (41-22 Overall, 17-7 ACC)

Pos.	Starter	Cl.	S	PS	BA
C	Steve Pyzik	So.	41	41	.275
1B	Michael Johnson	So.	58	55	.321
2B	Ryan Riley	Sr.	58	58	.291
SS	Khalil Greene	Jr.	63	55	.303
3B	Jeff Baker	So.	60	52	.369
LF	Casey Stone	Sr.	62	61	.376
CF	Chad Coder	So.	55	54	.270
RF	Kyle Frank	So.	51	51	.250
DH	Jarrold Schmidt	So.	54	46	.298

Pos.	Starter	Cl.	S	W-L	ERA
P	Steve Reba	Jr.	17	12-3	2.58
P	Jarrold Schmidt	So.	14	7-3	4.34
P	Matt Henrie	So.	10	6-3	3.06

2002 (54-17 Overall, 16-8 ACC)

Pos.	Starter	Cl.	S	PS	BA
C	Steve Pyzik	Jr.	36	36	.169
1B	Michael Johnson	Jr.	71	71	.384
2B	David Slevin	Jr.	56	55	.284
SS	Khalil Greene	Sr.	71	67	.470
3B	Jeff Baker	Jr.	67	65	.325
LF	L.J. DeMaino	Jr.	30	29	.291
CF	Kyle Frank	Jr.	70	61	.324
RF	Jarrold Schmidt	Jr.	65	64	.304
DH	Jeff Hourigan	Fr.	39	33	.275

Pos.	Starter	Cl.	S	W-L	ERA
P	Steve Reba	Sr.	19	13-4	4.39
P	Matt Henrie	Jr.	18	13-5	3.12
P	Steven Jackson	So.	12	6-1	5.37

2003 (39-22 Overall, 15-9 ACC)

Pos.	Starter	Cl.	S	PS	BA
C	Steve Pyzik	Sr.	26	26	.305
1B	Michael Johnson	Sr.	58	58	.338
2B	David Slevin	Sr.	48	48	.330
SS	Russell Triplett	Jr.	60	60	.335
3B	Brad McCann	So.	60	60	.347
LF	Ryan Hub	Jr.	34	23	.260
CF	Kyle Frank	Sr.	59	59	.322
RF	Zane Green	Jr.	41	41	.326
DH	Herman Demmink	Fr.	30	16	.330

Pos.	Starter	Cl.	S	W-L	ERA
P	Tyler Lumsden	So.	16	8-2	3.77
P	Steven Jackson	Jr.	13	7-3	4.27
P	Jason Berken	Fr.	8	4-2	3.19

2004 (39-26 Overall, 14-10 ACC)

Pos.	Starter	Cl.	S	PS	BA
C	Lou Santangelo	Jr.	64	64	.300
1B	Andy D'Alessio	Fr.	51	50	.333
2B	Herman Demmink	So.	45	40	.270
SS	Russell Triplett	Sr.	65	65	.304
3B	Brad McCann	Jr.	63	63	.379
LF	Tony Sipp	Jr.	51	29	.280
CF	Garrick Evans	Jr.	37	37	.308
RF	Travis Storrer	So.	53	25	.315
DH	Kris Harvey	So.	51	21	.335

Pos.	Starter	Cl.	S	W-L	ERA
P	Kris Harvey	So.	14	6-0	5.40
P	Tyler Lumsden	Jr.	14	5-4	3.98
P	Robert Rohrbaugh	So.	12	4-5	3.99

2005 (43-23 Overall, 21-9 ACC)

Pos.	Starter	Cl.	S	PS	BA
C	Adrian Casanova	Jr.	64	64	.238
1B	Andy D'Alessio	So.	60	60	.276
2B	Taylor Harbin	Fr.	66	66	.343
SS	Stan Widmann	Fr.	66	66	.289
3B	Herman Demmink	Jr.	63	63	.345
LF	Tyler Colvin	So.	65	63	.283
CF	Brad Chalk	Fr.	54	54	.350
RF	Travis Storrer	Jr.	66	66	.346
DH	Kris Harvey	Jr.	65	63	.341

Pos.	Starter	Cl.	S	W-L	ERA
P	Robert Rohrbaugh	Jr.	16	8-3	4.22
P	Josh Cribb	Jr.	15	8-5	3.54
P	Kris Harvey	Jr.	13	5-4	5.52

2006 (53-16 Overall, 24-6 ACC)

Pos.	Starter	Cl.	S	PS	BA
C	Adrian Casanova	Sr.	67	67	.249
1B	Andy D'Alessio	Jr.	69	69	.312
2B	Taylor Harbin	So.	64	62	.319
SS	Stan Widmann	So.	67	67	.307
3B	Marquez Smith	Jr.	63	34	.291
LF	Tyler Colvin	Jr.	69	69	.356
CF	Brad Chalk	So.	68	68	.353
RF	Travis Storrer	Sr.	51	51	.321
DH	Herman Demmink	Sr.	69	34	.296

Pos.	Starter	Cl.	S	W-L	ERA
P	Jason Berken	Jr.	18	9-3	3.22
P	Stephen Faris	Jr.	18	9-3	2.36
P	Josh Cribb	Sr.	15	9-0	3.09

2007 (41-23 Overall, 18-12 ACC)

Pos.	Starter	Cl.	S	PS	BA
C	Doug Hogan	Jr.	62	59	.350
1B	Andy D'Alessio	Sr.	59	58	.319
2B	J.D. Burgess	Fr.	45	43	.236
SS	Taylor Harbin	Jr.	63	57	.296
3B	Marquez Smith	Sr.	64	64	.336
LF	Addison Johnson	Fr.	58	52	.286
CF	Brad Chalk	Jr.	45	44	.366
RF	Wilson Boyd	Fr.	45	39	.285
DH	Ben Paulsen	Fr.	46	40	.258

Pos.	Starter	Cl.	S	W-L	ERA
P	David Kopp	Jr.	18	6-3	3.79
P	Ryan Hinson	So.	14	6-2	2.74
P	Daniel Moskos	Jr.	10	3-6	3.29

2008 (31-27-1 Overall, 11-18-1 ACC)

Pos.	Starter	Cl.	S	PS	BA
C	Doug Hogan	Sr.	59	59	.271
1B	Ben Paulsen	So.	58	58	.310
2B	Mike Freeman	So.	52	49	.332
SS	Stan Widmann	Jr.	52	52	.238
3B	Matt Sanders	Jr.	33	26	.297
LF	Jeff Schaus	Fr.	58	52	.315
CF	Wilson Boyd	So.	59	52	.300
RF	Chris Epps	Fr.	33	27	.218
DH	Kyle Parker	Fr.	55	29	.303

Pos.	Starter	Cl.	S	W-L	ERA
P	D.J. Mitchell	Fr.	14	6-5	3.47
P	Graham Stoneburner	Jr.	14	6-5	5.55
P	Ryan Hinson	Jr.	10	3-5	4.74

2009 (44-22 Overall, 19-11 ACC)

Pos.	Starter	Cl.	S	PS	BA
C	John Nester	So.	46	46	.304
1B	Ben Paulsen	Jr.	66	66	.367
2B	Mike Freeman	Jr.	66	66	.328
SS	Brad Miller	Fr.	66	66	.273
3B	Jason Stolz	Fr.	42	42	.315
LF	Jeff Schaus	So.	65	53	.320
CF	Wilson Boyd	Jr.	49	21	.341
RF	Kyle Parker	So.	60	49	.255
DH	Chris Epps	So.	29	25	.297

Pos.	Starter	Cl.	S	W-L	ERA
P	Chris Dwyer	Fr.	17	5-6	4.92
P	Casey Harman	Jr.	13	7-3	3.95
P	Trey Delk	Sr.	11	4-1	3.44

2010 (45-25 Overall, 18-12 ACC)

Pos.	Starter	Cl.	S	PS	BA
C	John Nester	Jr.	41	40	.245
1B	Richie Shaffer	Fr.	44	36	.323
2B	Mike Freeman	Sr.	69	69	.331
SS	Brad Miller	So.	69	65	.357
3B	John Hinson	So.	57	54	.351
LF	Jeff Schaus	Jr.	70	64	.320
CF	Wilson Boyd	Sr.	62	29	.301
RF	Kyle Parker	Jr.	67	57	.344
DH	Chris Epps	Jr.	41	15	.221

Pos.	Starter	Cl.	S	W-L	ERA
P	Casey Harman	Jr.	19	8-4	3.79
P	Scott Weismann	So.	18	9-2	4.90
P	Will Lamb	So.	10	4-4	5.02
P	Dominic Leone	Fr.	10	3-2	4.78

2011 (43-20 Overall, 17-13 ACC)

Pos.	Starter	Cl.	S	PS	BA
C	Spencer Kieboom	So.	51	42	.282
1B	Richie Shaffer	So.	63	57	.315
2B	Jason Stolz	Jr.	63	48	.285
SS	Brad Miller	Jr.	54	51	.395
3B	John Hinson	Jr.	60	57	.331
LF	Jeff Schaus	Sr.	63	63	.323
CF	Will Lamb	Jr.	59	54	.348
RF	Chris Epps	Sr.	57	56	.292
DH	Phil Pohl	Jr.	57	37	.333

Pos.	Starter	Cl.	S	W-L	ERA
P	Justin Sarratt	Sr.	13	7-2	2.57
P	Dominic Leone	So.	12	6-2	3.70
P	Scott Weismann	Jr.	8	3-5	4.89

2012 (35-28 Overall, 16-14 ACC)

Pos.	Starter	Cl.	S	PS	BA
C	Spencer Kieboom	Jr.	56	50	.250
1B	Jon McGibbon	So.	57	55	.233
2B	Steve Wilkerson	So.	59	59	.295
SS	Jason Stolz	Sr.	63	63	.270
3B	Richie Shaffer	Jr.	63	63	.336
LF	Jay Baum	Fr.	45	33	.220
CF	Thomas Brittle	Jr.	56	56	.298
RF	Brad Felder	Sr.	45	45	.263
DH	Phil Pohl	Sr.	63	43	.286

Pos.	Starter	Cl.	S	W-L	ERA
P	Dominic Leone	Jr.	16	7-4	5.25
P	Kevin Pohle	So.	14	7-4	3.66
P	Kevin Brady	Jr.	11	1-3	2.54

PS - starts at the particular position; Note: Top-three pitchers listed (including ties) in terms of starts.



D.J. MITCHELL HAD A 3.47 ERA IN 14 STARTS IN 2008.



ABCA Atlantic Region Coach-of-the-Year
2010 - Jack Leggett

ACC Athlete-of-the-Year
1996 - Kris Benson, P

ACC Coach-of-the-Year
1954 - Bob Smith
1988 - Bill Wilhelm
1991 - Bill Wilhelm
1994 - Jack Leggett
1995 - Jack Leggett
2006 - Jack Leggett


ACC Player-of-the-Week

1989 - Brian Barnes, P (5/8)
Brian Barnes, P (5/22)
1990 - Tim Parker, P (4/24)
1991 - Jason Angel, P (4/29)
Michael Spiers, OF (5/13)
1992 - Keith Williams, OF (3/16)
Kevin Northrup, OF (3/23)
Joe Taylor, 2B (4/13)
1993 - Billy McMillon, 1B (3/1)
Jeff Morris, 2B (5/10)
1994 - Andy Taulbee, P (2/14)
Andy Taulbee, P (2/21)
Scott Winchester, P (4/4)
Mike Holtz, P (4/11)
David Miller, 1B (4/18)
Scott Winchester, P (5/2)
Mike Hampton, 3B (5/16)
Shane Monahan, OF (5/23)
Ken Vining, P (5/23)
1995 - David Miller, 1B (3/6)
Jason Dawsey, P (3/13)
Shane Monahan, OF (3/13)
David Miller, 1B (4/4)
Jason Dawsey, P (4/10)
Jamie Eggleston, P (5/1)
1996 - Kris Benson, P (2/26)
Kris Benson, P (3/11)
Kris Benson, P (3/25)
Kris Benson, P (4/15)
Kris Benson, P (4/29)
Kris Benson, P (5/6)
Billy Koch, P (5/6)
1997 - Matthew LeCroy, C (2/24)
1998 - Ryan Mottl, P (3/2)
Patrick Boyd, OF (3/9)
Matt Padgett, OF (4/6)
Brian Ellis, C (4/20)
Ryan Mottl, P (4/27)
1999 - Jason Harris, 1B (4/12)
Chris Heck, P (4/26)
2000 - Scott Berney, P (2/28)
Scott Berney, P (3/6)
Ryan Mottl, P (4/10)
Nick Glaser, P (4/17)
Khalil Greene, 3B (5/8)
2001 - Ryan Riley, 2B (2/26)
Matt Henrie, P (3/19)
Steve Reba, P (4/23)
Matt Henrie, P (5/7)
Steve Reba, P (5/14)
Khalil Greene, SS (5/14)
2002 - Jeff Baker, 3B (2/25)
Michael Johnson, 1B (3/4)
Khalil Greene, SS (3/18)
Khalil Greene, SS (4/29)
Khalil Greene, SS (5/6)
2003 - Tyler Lumsden, P (3/3)
Tyler Lumsden, P (3/10)

ACC POTW HONORS

Player	#	Years
Kris Benson	6	1994-96
Khalil Greene	5	1999-02
Kyle Parker	4	2008-10
Richie Shaffer	4	2010-12
David Miller	3	1993-95
Ryan Mottl	3	1997-00
Kris Harvey	3	2003-05
Josh Cribb	3	2003-06
Andy D'Alessio	3	2004-07
Brad Miller	3	2009-11

Note: Since 1989.



**HAROLD STOWE WAS TWICE NAMED
A FIRST-TEAM ALL-ATLANTIC REGION
MEMBER (1958,59).**

Paul Harrelson, P (4/28)
Michael Johnson, 1B (4/28)
Garrick Evans, OF (5/19)
Patrick Hogan, P (5/19)
2004 - Brad McCann, 3B (3/1)
Kris Harvey, P (4/5)
Garrick Evans, OF (4/19)
2005 - Kris Harvey, DH (3/21)
Stephen Faris, P (4/18)
Taylor Harbin, 2B (4/25)
Josh Cribb, P (5/16)
Josh Cribb, P (5/23)
Kris Harvey, DH (5/23)
2006 - Tyler Colvin, OF (3/27)
Andy D'Alessio, 1B (4/3)
Josh Cribb, P (4/10)
Marquez Smith, 3B (5/1)
Andy D'Alessio, 1B (5/15)
Tyler Colvin, OF (5/22)
2007 - Doug Hogan, C (4/30)
Marquez Smith, 3B (5/7)
Andy D'Alessio, 1B (5/14)
2008 - Graham Stoneburner, P (3/24)
Ryan Hinson, P (3/31)
Kyle Parker, OF/INF (4/28)
2009 - Justin Sarratt, P (4/6)
Chris Dwyer, P (4/13)
Kyle Parker, OF (4/13)
Jeff Schaus, OF (4/27)
2010 - Kyle Parker, OF (3/22)
Kyle Parker, OF (5/10)
Wilson Boyd, OF (5/24)
2011 - Richie Shaffer, 1B (4/4)
Brad Miller, SS (4/11)
Brad Miller, SS (5/2)
Justin Sarratt, P (5/2)
Brad Miller, SS (5/16)
Chris Epps, OF (5/23)
2012 - Richie Shaffer, 3B (3/5)
Richie Shaffer, 3B (4/2)

Richie Shaffer, 3B (4/9)
Spencer Kieboom, C (4/30)

ACC Player-of-the-Year

1973 - Craig White, OF
1974 - Steve Cline, P
1975 - Denny Walling, OF
1976 - Chuck Porter, P
1985 - Jim McCollom, 1B
1986 - Chuck Baldwin, 1B
1989 - Brian Barnes, P
1990 - Brian Kowitz, OF
1995 - Shane Monahan, OF
1996 - Kris Benson, P
2002 - Khalil Greene, SS
2011 - Brad Miller, SS

ACC Rookie-of-the-Year

1995 - Matthew LeCroy, C
1998 - Patrick Boyd, OF

ACC Tournament MVP

1989 - Brian Barnes, P
1991 - Michael Spiers, OF
1993 - Jeff Morris, 2B
1994 - Shane Monahan, OF
2006 - Tyler Colvin, OF

All-ACC Tournament

1987 - Chuck Baldwin, 2B
Bert Heffernan, C
1988 - Brian Kowitz, DH
1989 - Brian Barnes, P
Rusty Chapla, SS
Brian Kowitz, OF
Mike Milchin, 1B
Henry Threadgill, 2B
1990 - Brian Kowitz, OF
Tim Rigsby, SS
1991 - Jason Angel, P

Jim Crowley, 2B
Eric Macrina, DH
Scott Miller, P
Michael Spiers, OF
1992 - Aaron Jersild, P
Kevin Northrup, OF
Joe Taylor, 2B
1993 - Billy McMillon, OF
Jeff Morris, 2B
Andy Taulbee, P
Keith Williams, OF
1994 - Mike Hampton, 3B
Shane Monahan, OF
Ken Vining, P
1995 - Gary Burnham, OF
Paul Galloway, 3B
Ken Vining, P
1996 - Jason Embler, 1B
Doug Livingston, 2B
1997 - Gary Burnham, OF
1999 - Patrick Boyd, OF
Khalil Greene, 3B
2000 - Jeff Baker, UT/DH
Patrick Boyd, OF
Khalil Greene, 3B
Ryan Mottl, P
2002 - Khalil Greene, SS
Michael Johnson, 1B
Steve Reba, P
2004 - Brad McCann, 3B
Travis Storrer, 2B
2005 - Josh Cribb, P
2006 - Brad Chalk, OF
Sean Clark, P
Tyler Colvin, OF
Taylor Harbin, 2B
D.J. Mitchell, OF
Marquez Smith, 3B
2007 - David Kopp, P
2009 - Wilson Boyd, OF

Casey Harman, P
2011 - Chris Epps, OF
2012 - Jon McGibbon, 1B

All-Atlantic Region

1954 - Doug Kingsmore, OF (1)
Billy O'Dell, P (1)
1958 - Harold Stowe, P (1)
Fred DeBerry, 1B (2)
Bailey Hendley, OF (2)
Bud Spiers, SS (2)
1959 - Doug Hoffman, OF (1)
Harold Stowe, P (1)
1960 - Ty Cline, OF (1)
Dave Lynn, C (1)
1965 - Rusty Adkins, OF (1)
Jack McCall, SS (1)
1966 - Rusty Adkins, 2B (1)
1967 - Rusty Adkins, 2B (1)
Garry Helms, SS (3)
1971 - Rusty Gerhardt, P (1)
Craig White, OF (1)
1973 - Craig White, OF (1)
Lin Hamilton, C (2)
Richard Haynes, 2B (2)
1974 - Lin Hamilton, C (1)
Smiley Sanders, OF (2)
1975 - Denny Walling, CF (1)
1976 - Chuck Porter, P (1)
Kurt Siebert, SS (1)
1977 - Dave Caldwell, OF (1)
Bill Foley, C (1)
1978 - Dave Buffamoyer, DH (1)
Tony Masone, OF (1)
Neil Simons, OF (1)
Mike Sullivan, P (1)
Billy Weems, OF (1)
1979 - Dave Buffamoyer, C (1)
Tony Masone, OF (1)
Neil Simons, OF (1)
Mike Sullivan, P (1)
1980 - Mike Brown, P (1)
Neil Simons, OF (1)
Tim Teufel, 2B (1)
1983 - Bob Paulling, 1B (1)
1985 - Jim McCollom, 1B (1)
1986 - Chuck Baldwin, 1B (1)
1987 - Bill Spiers, SS (1)
1989 - Brian Barnes, P (1)
1990 - Brian Kowitz, OF (1)
1991 - Jim Crowley, 2B (1)
Eric Macrina, DH (1)
Billy McMillon, OF (1)
Joe DeBerry, DH (2)
Eric Macrina, 1B (2)
1992 - Kevin Northrup, OF (1)
1993 - Jeff Morris, 2B (1)
Keith Williams, OF (1)
Billy McMillon, OF (2)
Shane Monahan, 1B (2)
1994 - Mike Hampton, 3B (1)
Shane Monahan, OF (1)
Andy Taulbee, P (2)
1995 - Jason Dawsey, P (1)
David Miller, 1B (1)
Shane Monahan, OF (1)
Scott Winchester, P (1)
Gary Burnham, OF (2)
Matthew LeCroy, C (2)
1996 - Kris Benson, P (1)
Matthew LeCroy, C (1)
1997 - Matthew LeCroy, C (1)
Gary Burham, OF (2)
1998 - Scott Clackum, P (1)
Matt Padgett, OF (1)
1999 - Patrick Boyd, OF (1)
2000 - Jeff Baker, SS (3)
2001 - Jeff Baker, 3B (1)
Steve Reba, P (1)
2002 - Khalil Greene, SS (1)
Michael Johnson, 1B (1)
Steve Reba, P (1)
Jeff Baker, 3B (2)
2003 - Michael Johnson, 1B (1)
2005 - Kris Harvey, DH (1)
Taylor Harbin, 2B (2)
2006 - Tyler Colvin, OF (1)
Josh Cribb, P (1)
Andy D'Alessio, 1B (1)



2010 - Kyle Parker, OF (1)
 2011 - Brad Miller, SS (1)
 Richie Shaffer, 1B (2)
 2012 - Richie Shaffer, 1B (1)
 Phil Pohl, DH (2)

All-College World Series

1959 - Harold Stowe, P
 1959 - Bailey Hendley, P/OF
 1959 - Doug Hoffman, OF
 1977 - Dave Caldwell, OF
 2002 - Michael Johnson, 1B
 2010 - John Hinson, 3B

Bob Bradley Award (South Carolina Series MVP)

2001 - Jeff Baker, 3B
 2002 - Michael Johnson, 1B
 2003 - Michael Johnson, 1B
 2004 - Herman Demmink, 2B
 2005 - Tyler Colvin, OF
 2006 - Daniel Moskos, P
 2007 - Wilson Boyd, OF
 2008 - Wilson Boyd, OF
 2009 - Kyle Parker, OF
 2010 - Chris Epps, OF
 2011 - Spencer Kieboom, C
 2012 - Richie Shaffer, 3B

Brooks Wallace Award (Nation's Best Shortstop)

2011 - Brad Miller

Clemson Athletic Hall of Fame

1973 - Frank Howard, HC
 Billy O'Dell, P
 1974 - Joe Landrum, P
 1977 - Rusty Adkins, OF
 Frank Gillespie, 1B
 1978 - Ty Cline, OF
 Ray Mathews, OF
 1979 - Jess Neely, HC
 Flint Rhem, P
 Harold Stowe, P
 1980 - Doug Hoffman, OF
 Suzie Owens
 1981 - John Heisman, HC
 1982 - Rusty Gerhardt, P
 1984 - Walter Cox, HC
 Dick Hendley, C
 1985 - Doug Kingsmore, OF
 1988 - Bob Smith, HC
 Craig White, OF
 1991 - Dude Buchanan, 1B
 1993 - Gene Moore, C
 1994 - Bob Paulling, 1B
 Dewey Quinn, 3B
 1997 - Neil Simons, OF
 1998 - Bill Spiers, SS
 1999 - Jimmy Key, P
 2002 - Bert Heffernan, C
 2003 - Smiley Sanders, OF
 2004 - Brian Barnes, P
 2005 - Kris Benson, P
 2007 - Khalil Greene, 3B/SS
 2008 - Billy Wingo, 2B
 2011 - Shane Monahan, OF
 2012 - Billy McMillon, OF
 Bill Wilhelm, HC

Note: List only includes baseball players/coaches; year denotes year inducted.

College Baseball Hall of Fame

2011 - Bill Wilhelm, HC

Note: Year denotes year inducted.

Dedication Award (Strength Training)

1995 - Scott Winchester, P
 1996 - Gary Burnham, OF
 1997 - Gary Burnham, OF
 1998 - Matt Padgett, OF
 1999 - Jason Harris, 1B
 2000 - Brian Ellis, C
 2001 - B.J. LaMura, P
 2002 - Khalil Greene, SS
 2003 - Herman Demmink, 2B
 Kyle Frank, OF

2004 - Herman Demmink, 2B
 2005 - Herman Demmink, 3B
 2006 - Herman Demmink, 3B
 2007 - Chris Fidrych, P
 2008 - Doug Hogan, C
 2009 - Justin Saratt, P
 2010 - Tomas Cruz, P
 2011 - Phil Pohl, DH
 2012 - Mike Triller, OF

Mitchell Award (Most Valuable Player)

1962 - Buddy Nixon, 1B
 1963 - Dave Ellison, OF
 1964 - Ben Marsella, 3B
 1965 - Tommy Chapman, P
 1966 - Ellis Dantzler, 1B
 1967 - Rusty Adkins, 2B
 1968 - Nelson Gibson, P
 1969 - Craig White, OF
 1970 - Rusty Gerhardt, P
 1971 - Rusty Gerhardt, P
 1972 - Rusty Gerhardt, P
 1973 - Craig White, OF
 1974 - Steve Cline, P
 1975 - Denny Walling, OF
 1976 - Chuck Porter, P
 1977 - Bill Foley, C
 1978 - Tony Masone, OF
 1979 - David Buffamoyer, C
 1980 - Tim Teufel, 2B
 1981 - Greg Guin, 1B
 1982 - Jimmy Key, P/DH
 1983 - Bob Paulling, 1B
 1984 - Chuck Baldwin, 2B
 1985 - Jim McCollom, 1B
 1986 - Chuck Baldwin, 1B
 1987 - Steve Baucom, 3B
 1988 - Jerry Brooks, 3B
 1989 - Henry Threadgill, 2B
 1990 - Brian Kowitz, OF
 1991 - Todd Stefan, SS
 1992 - Kevin Northrup, OF
 1993 - Keith Williams, OF
 1994 - Mike Hampton, 3B
 1995 - David Miller, 1B
 1996 - Kris Benson, P
 Doug Livingston, 2B
 1997 - Gary Burnham, OF
 1998 - Matt Padgett, OF
 1999 - Kurt Bultmann, 2B
 2000 - Khalil Greene, 3B

2001 - Casey Stone, OF
 2002 - Khalil Greene, SS
 2003 - Michael Johnson, 1B
 2004 - Brad McCann, 3B
 2005 - Kris Harvey, DH/P
 2006 - Tyler Colvin, OF
 2007 - Doug Hogan, C
 2008 - Doug Hogan, C
 2009 - Ben Paulsen, 1B
 2010 - Mike Freeman, 2B
 2011 - Brad Miller, SS
 2012 - Richie Shaffer, 3B

National Player-of-the-Week

2002 - Khalil Greene, SS (3/18)
 Jeff Baker, 3B (4/8)
 Khalil Greene, SS (5/6)
 2004 - Brad McCann, 3B (5/17)
 2005 - Kris Harvey, DH/P (3/21)
 2006 - Andy D'Alessio, 1B (4/3)
 Marquez Smith, 3B (5/1)
 Andy D'Alessio, 1B (5/15)
 Tyler Colvin, OF (5/22)
 2007 - Andy D'Alessio, 1B (5/14)
 2008 - Doug Hogan, C (3/24)
 Graham Stoneburner, P (3/24)
 2009 - Chris Dwyer, P (4/14)
 Jeff Schaus, OF (4/28)
 2010 - Casey Harman, P (3/22)
 2011 - Brad Miller, SS (4/11)
 2012 - Daniel Gossett, P (4/9)
 Richie Shaffer, 3B (4/9)

National Player-of-the-Year ABCA

2002 - Khalil Greene, SS

Baseball America

1996 - Kris Benson, P
 2002 - Khalil Greene, SS

Collegiate Baseball

1996 - Kris Benson, P
 2002 - Khalil Greene, SS

Dick Howser Trophy

1996 - Kris Benson, P
 2002 - Khalil Greene, SS

Golden Spikes Award

2002 - Khalil Greene, SS

Rotary Smith Award

1996 - Kris Benson, P
 2002 - Khalil Greene, SS

Olympians

1988 - Mike Milchin, P
 1996 - Kris Benson, P
 Billy Koch, P
 Matthew LeCroy, C

Pan American Games

1959 - Ty Cline, P/OF
 1967 - John Curtis, P
 1979 - Brian Snyder, P
 1980 - Mike Brown, P
 1987 - Bert Heffernan, C
 Bill Spiers*, SS
 1991 - Billy McMillon*, OF
 1999 - Matthew LeCroy, C
 * - invited but did not participate

Rawlings ACC Tourney Batting Champion

1989 - Henry Threadgill, 2B
 1991 - Michael Spiers, OF
 1992 - Ted Corbin, SS

Rawlings Gold Glove Award

2012 - Spencer Kieboom, C

Stowe Award (Most Valuable Pitcher)

1984 - Scott Parrish
 1985 - George Stone
 1986 - Oliver Whitaker
 1987 - Brian Barnes
 1988 - Brian Barnes
 1989 - Brian Barnes
 1990 - Tim Parker
 1991 - Mike Kimbrell
 1992 - Paxton Briley
 1993 - Chad Phillips
 1994 - Andy Taulbee
 1995 - Jason Dawsey
 1996 - Kris Benson
 1997 - Ryan Mottl
 1998 - Scott Clackum
 1999 - Mike Paradis
 2000 - Ryan Mottl
 2001 - Steve Reba
 2002 - Matt Henrie
 Steve Reba
 2003 - Patrick Hogan

2004 - Patrick Hogan
 2005 - Josh Cribb
 2006 - Josh Cribb
 2007 - Daniel Moskos
 2008 - D.J. Mitchell
 2009 - Casey Harman
 2010 - Casey Harman
 2011 - Justin Saratt
 2012 - Scott Firth

Tiger Baseball Award (Leadership)

1995 - Gary Burnham, OF
 Paul Galloway, 3B
 1996 - Paul Galloway, 3B
 1997 - Jason Embley, 1B
 1998 - Derek Borgert, C
 1999 - Derek Borgert, C
 2000 - Brian Holstad, INF/OF
 2001 - Casey Stone, OF
 2002 - Michael Johnson, 1B
 2003 - Kyle Frank, OF
 2004 - Russell Triplett, SS
 2005 - Taylor Harbin, 2B
 2006 - Brad Chalk, OF
 2007 - Taylor Harbin, SS
 2008 - Matt Vaughn, P
 2009 - Matt Vaughn, P
 2010 - Wilson Boyd, OF
 2011 - John Hinson, 3B
 Phil Pohl, DH
 2012 - Phil Pohl, DH

World Championships

1997 - Ryan Mottl, P
 1998 - Patrick Boyd, OF
 Ryan Mottl, P
 2000 - Jeff Baker, SS
 Patrick Boyd, OF
 2001 - Jeff Baker, 3B
 2006 - Daniel Moskos, P
 2007 - Tyler Colvin, OF
 2009 - Brad Miller, INF
 2010 - Brad Miller, INF

World University Games

1977 - Dave Caldwell, OF
 Bill Foley, C

SPENCER KIEBOOM
 RECEIVED THE 2012
 RAWLINGS GOLD GLOVE
 AWARD AS THE NATION'S
 BEST DEFENSIVE CATCHER.



KRIS BENSON




Benson's 1996 Accomplishments

- National Player-of-the-Year by Baseball America and Collegiate Baseball
- Dick Howser Trophy and Rotary Smith Award winner
- Had a 14-2 record, 2.02 ERA, and 204 strikeouts in 156.0 innings pitched over 19 starts
- #1 overall pick of the Major League draft
- Pitched for Team USA in the Olympics in Atlanta

1996

KHALIL GREENE



Greene's 2002 Accomplishments

- National Player-of-the-Year by ABCA, Baseball America, and Collegiate Baseball
- Dick Howser Trophy, Golden Spikes Award, and Rotary Smith Award winner
- Batted .470 with 93 runs, 134 hits, 33 doubles, one triple, 27 homers, 91 RBIs, and 17 steals in 71 games
- #13 overall pick of the Major League draft



2002

ABCA			
Year	Player	Pos.	*T
1947	Joe Landrum	P	1
1954	Billy O'Dell	P	2
1959	Doug Hoffman	OF	1
1960	Ty Cline	OF	1
	Dave Lynn	C	3
1965	Rusty Adkins	OF	2
1966	Rusty Adkins	2B	3
1967	Rusty Adkins	2B	1
1971	Rusty Gerhardt	P	2
1975	Denny Walling	OF	1
1976	Kurt Seibert	SS	3
1977	Dave Caldwell	OF	3
1980	Tim Teufel	2B	1
1985	Jim McCollom	1B	3
1986	Chuck Baldwin	1B	2
1988	Bert Heffernan	C	1
1989	Brian Barnes	P	1
1991	Jim Crowley	2B	1
	Eric Macrina	DH	2
1992	Kevin Northrup	OF	2
1994	Shane Monahan	OF	1
	Mike Hampton	3B	2
1995	Scott Winchester	P	1
	David Miller	1B	2
	Shane Monahan	OF	2
	Jason Dawsey	P	3
1996	Kris Benson	P	1
	Matthew LeCroy	C	2
1997	Matthew LeCroy	C	2
2001	Jeff Baker	3B	2
	Steve Reba	P	3
2002	Khalil Greene	SS	1
	Michael Johnson	1B	2
	Steve Reba	P	3
2005	Kris Harvey	DH	1

2006	Tyler Colvin	OF	2
	Andy D'Alessio	1B	2
	Josh Cribb	P	3
2010	Kyle Parker	OF	3
2011	Brad Miller	SS	1
2012	Richie Shaffer	3B	3

Academic

Year	Player	Pos.	*T
1995	Paul Galloway	3B	1
2011	Phil Pohl	DH	3
2012	Phil Pohl	DH	1

Baseball America

Year	Player	Pos.	*T
1986	Chuck Baldwin	1B	2
1988	Brian Barnes	P	2
1989	Brian Barnes	P	1
1990	Brian Kowitz	OF	2
1991	Jason Angel	P	2
	Jim Crowley	2B	2
1992	Kevin Northrup	OF	2
1994	Shane Monahan	OF	1
	Mike Hampton	3B	2
1995	Shane Monahan	OF	2
	Scott Winchester	P	2
	David Miller	1B	3
1996	Kris Benson	P	1
	Ken Vining	P	3
1997	Matthew LeCroy	C	1
1999	Patrick Boyd	OF	2
2001	Jeff Baker	3B	1
2002	Jeff Baker	3B	1
	Khalil Greene	SS	1
2004	Brad McCann	3B	3
2005	Kris Harvey	DH	2
2006	Tyler Colvin	OF	1

	Andy D'Alessio	1B	3
2010	Kyle Parker	OF	2
2011	Brad Miller	SS	1

College Baseball Foundation

Year	Player	Pos.	*T
2006	Andy D'Alessio	1B	1

Collegiate Baseball

Year	Player	Pos.	*T
1991	Eric Macrina	DH	3
1992	Kevin Northrup	OF	3
1994	Mike Hampton	3B	1
	Shane Monahan	OF	2
1995	Shane Monahan	OF	1
	Scott Winchester	P	1
	Jason Dawsey	P	2
	David Miller	1B	3
1996	Kris Benson	P	1
1997	Matthew LeCroy	C	2
1998	Scott Clackum	P	2
2001	Jeff Baker	3B	1
	Steve Reba	P	3
2002	Khalil Greene	SS	1
	Jeff Baker	3B	3
	Michael Johnson	1B	3
	Steve Reba	P	3
2005	Taylor Harbin	2B	2
2006	Josh Cribb	P	2
	Andy D'Alessio	1B	3
2011	Brad Miller	SS	1
2012	Richie Shaffer	3B	3

Freshman

Year	Player	Pos.
1991	Billy McMillon	OF
1993	Shane Monahan	1B

	Scott Winchester	P
1995	Matthew LeCroy	C
1997	Ryan Mottl	P
1998	Patrick Boyd	OF
1999	Khalil Greene	3B
2000	Jeff Baker	SS
	Jarrod Schmidt	P
2003	Robert Rohrbaugh	P
2005	Brad Chalk	OF
	Taylor Harbin	2B
2008	Kyle Parker	OF/INF
2011	Kevin Pohle	P

NCBWA

Year	Player	Pos.	*T
1993	Billy McMillon	OF	1
	Chad Phillips	P	3
1994	Mike Hampton	3B	1
	Shane Monahan	OF	1
1995	Shane Monahan	OF	1
	David Miller	1B	2
	Gary Burnham	OF	3
	Jason Dawsey	P	3
1996	Kris Benson	P	1
	Billy Koch	P	2
	Matthew LeCroy	C	2
	Ken Vining	P	3
1997	Matthew LeCroy	C	1
1998	Ryan Mottl	P	3
1999	Kurt Bultmann	2B	2
	Patrick Boyd	OF	3
2000	Nick Glaser	P	3
2001	Jeff Baker	3B	2
	Casey Stone	OF	3
2002	Jeff Baker	3B	1
	Khalil Greene	SS	1
	Steve Reba	P	2

	Matt Henrie	P	3
2005	Kris Harvey	DH	3
2006	Tyler Colvin	OF	1
	Andy D'Alessio	1B	1
	Josh Cribb	P	3
2010	Kyle Parker	OF	2
2011	Brad Miller	SS	2

Perfect Game

Year	Player	Pos.	*T
2011	Brad Miller	SS	2
2012	Richie Shaffer	3B	1

Ping!Baseball

Year	Player	Pos.	*T
2010	Kyle Parker	OF	1

Sporting News


Year	Player	Pos.	*T
1975	Denny Walling	OF	1
1980	Tim Teufel	2B	1
1987	Bill Spiers	SS	1
1997	Matthew LeCroy	C	2
1998	Scott Clackum	P	3

Note: No team picked from 1991-96,02-12.

Sports Weekly

Year	Player	Pos.	*T
2002	Khalil Greene	SS	1

* - team



RICHEL SHAFER WAS A FIRST-TEAM ALL-AMERICAN ACCORDING TO PERFECT GAME IN 2012.

ALL-AMERICA TIGER STATS

Rusty Adkins, OF/2B

Second-Team ABCA, 1965; Third-Team ABCA, 1966; First-Team ABCA, 1967

Year	G	AB	R	H	2B	3B	HR	RBI	SB	BB	SO	Avg.
1965	30	126	30	56	10	4	3	25	12	12	0	.444
1966	29	121	39	44	5	6	2	17	9	20	7	.364
1967	38	149	40	50	7	7	6	24	17	27	9	.336
Totals	97	396	109	150	22	17	11	66	38	59	16	.379

Jason Angel, P

Second-Team Baseball America, 1991

Year	G	GS	CG	SH	SV	IP	H	R	ER	ERA	SO	BB	W-L	Pct.
1990	10	1	0	0	0	14.2	14	8	8	4.91	14	9	2-1	.667
1991	20	16	3	2	0	108.0	75	35	28	2.33	66	36	14-2	.875
1992	18	17	1	0	0	105.1	106	54	40	3.42	76	45	9-3	.750
Totals	48	34	4	2	0	228.0	195	97	76	3.00	156	90	25-6	.806

Jeff Baker, SS/3B

First-Team Baseball America, 2001; First-Team Collegiate Baseball, 2001; Second-Team ABCA, 2001; Second-Team Sporting News, 2001; Second-Team Sports Weekly, 2001; First-Team Baseball America, 2002; First-Team NCBWA, 2002; Third-Team Collegiate Baseball, 2002

Year	GP-S	AB	R	H	2B	3B	HR	TB	RBI	SB	BB	SO	Avg.
2000	68-67	275	54	86	16	0	11	135	64	4-4	26	54	.313
2001	60-60	233	66	86	13	2	23	172	75	5-9	38	38	.369
2002	68-67	265	71	86	12	2	25	177	87	17-24	40	59	.325
Totals	196-194	773	191	258	41	4	59	484	226	26-37	98	151	.334

Chuck Baldwin, 1B

Second-Team ABCA, 1986; Second-Team Baseball America, 1986

Year	G	AB	R	H	2B	3B	HR	RBI	SB	BB	SO	Avg.
1984	51	194	31	69	12	3	0	33	4-6	13	13	.356
1985	62	252	39	66	12	3	4	33	3-6	13	21	.262
1986	63	289	64	107	23	1	16	73	6-8	18	26	.370
1987	52	200	43	69	15	1	9	45	3-3	17	26	.345
Totals	228	935	177	311	62	8	29	184	16-23	61	86	.333

Brian Barnes, P

Second-Team Baseball America, 1988; First-Team ABCA, 1989; First-Team Baseball America, 1989

Year	G	GS	CG	SH	SV	IP	H	R	ER	ERA	SO	BB	W-L	Pct.
1986	15	10	1	0	1	71.0	57	44	29	3.68	53	61	3-2	.600
1987	18	17	5	1	0	120.2	109	50	41	3.06	112	61	12-3	.800
1988	22	19	6	0	1	137.2	124	74	51	3.33	140	62	13-2	.867
1989	23	19	9	1	1	146.0	89	52	36	2.22	208	66	16-3	.842
Totals	78	65	21	2	3	475.1	379	220	157	2.97	513	250	44-10	.815

Kris Benson, P

First-Team ABCA, 1996; First-Team Baseball America, 1996; First-Team Collegiate Baseball, 1996; First-Team NCBWA, 1996; First-Team Sporting News, 1996

Year	G	GS	CG	SH	SV	IP	H	R	ER	ERA	SO	BB	W-L	Pct.
1994	17	14	1	0	1	85.0	84	48	40	4.24	73	29	7-3	.700
1995	14	14	0	0	0	78.2	75	44	28	3.20	79	23	8-3	.727
1996	19	19	7	4	0	156.0	109	47	35	2.02	204	27	14-2	.875
Totals	50	47	8	4	1	319.2	268	139	103	2.90	356	79	29-8	.784

Patrick Boyd, OF

Second-Team Baseball America, 1999; Third-Team NCBWA, 1999

Year	GP-S	AB	R	H	2B	3B	HR	TB	RBI	SB	BB	SO	Avg.
1998	59-59	241	66	83	13	1	8	122	59	11-14	44	46	.344
1999	62-61	246	78	96	22	1	17	171	70	20-25	45	50	.390
2000	69-69	270	50	79	21	4	3	117	49	18-24	44	52	.293
2001	1-1	3	2	1	1	0	0	2	0	0-0	2	0	.333
Totals	191-190	760	196	259	57	6	28	412	178	49-63	135	148	.341

Kurt Bultmann, SS/2B

Second-Team NCBWA, 1999

Year	GP-S	AB	R	H	2B	3B	HR	TB	RBI	SB	BB	SO	Avg.
1996	63-55	194	34	59	10	0	5	84	27	2-4	25	28	.304
1997	60-60	253	69	88	31	1	16	169	61	3-5	30	42	.348
1998	58-58	234	57	70	18	1	10	120	54	2-4	32	32	.299
1999	68-68	272	73	89	23	2	12	152	72	6-7	46	40	.327
Totals	249-241	953	233	306	82	4	43	525	214	13-20	133	142	.321

Gary Burnham, OF


Third-Team NCBWA, 1995

Year	GP-S	AB	R	H	2B	3B	HR	TB	RBI	SB	BB	SO	Avg.
1994	15-15	47	9	13	3	0	0	16	9	1-1	13	8	.277
1995	66-66	241	61	83	27	4	8	142	62	5-11	46	29	.344
1996	68-68	241	62	70	24	4	6	120	56	2-6	61	40	.290
1997	64-64	266	83	104	23	2	15	176	82	2-4	37	28	.391
Totals	213-213	795	215	270	77	10	29	454	209	10-22	157	105	.340


Dave Caldwell, OF

Third-Team ABCA, 1977

Year	G	AB	R	H	2B	3B	HR	RBI	SB	BB	SO	Avg.
1975	36	125	21	35	7	4	2	23	2	12	20	.280
1976	50	196	39	63	13	8	9	49	2	36	32	.321
1977	41	162	43	46	10	0	7	34	6	28	24	.284
Totals	127	483	103	144	30	12	18	106	10	76	76	.298



PATRICK BOYD WAS A SECOND-TEAM ALL-AMERICAN IN 1999 AND LATER LED THE TIGERS TO THE 2000 COLLEGE WORLD SERIES.



RUSTY GERHARDT WAS A SECOND-TEAM ALL-AMERICAN IN 1971 WHEN HE WAS 11-3 WITH A 2.17 ERA.

Scott Clackum, P

Second-Team Collegiate Baseball, 1998; Third-Team Sporting News, 1998

Year	G	GS	CG	SH	SV	IP	H	R	ER	ERA	SO	BB	W-L	Pct.
1997	24	0	0	0	4	37.1	34	13	8	1.93	33	14	3-4	.429
1998	23	0	0	0	9	40.2	21	5	5	1.11	42	11	7-1	.875
Totals	47	0	0	0	13	78.0	55	18	13	1.50	75	25	10-5	.667

Ty Cline, OF/P

First-Team ABCA, 1960

Year	G	AB	R	H	2B	3B	HR	RBI	SB	BB	SO	Avg.
1959	31	135	34	44	7	3	1	22	10	12	11	.326
1960	22	89	26	31	5	5	0	14	12	13	4	.348
Totals	53	224	60	75	12	8	1	36	22	25	15	.335

Tyler Colvin, OF

First-Team Baseball America, 2006; First-Team NCBWA, 2006; Second-Team ABCA, 2006

Year	GP-S	AB	R	H	2B	3B	HR	TB	RBI	SB	BB	SO	Avg.
2004	52-31	128	21	37	10	0	2	53	19	4-5	11	16	.289
2005	65-65	258	51	73	22	2	5	114	53	12-15	14	31	.283
2006	69-69	281	64	100	22	5	13	171	70	23-27	28	42	.356
Totals	186-165	667	136	210	54	7	20	338	142	39-47	53	89	.315

Josh Cribb, P

Second-Team Collegiate Baseball, 2006; Third-Team ABCA, 2006; Third-Team NCBWA, 2006

Year	G	GS	CG	SH	SV	IP	H	R	ER	ERA	SO	BB	W-L	Pct.
2003	13	1	0	0	0	25.0	36	17	11	3.96	19	6	0-1	.000
2004	20	1	0	0	2	60.2	49	28	25	3.71	58	15	5-1	.833
2005	19	15	3	2	0	109.1	119	47	43	3.54	97	24	8-5	.615
2006	16	15	1	0	0	87.1	70	36	30	3.09	83	26	9-0	1.000
Totals	68	32	4	2	2	282.1	274	128	109	3.47	257	71	22-7	.759

Jim Crowley, 2B

First-Team ABCA, 1991; Second-Team Baseball America, 1991

Year	GP-S	AB	R	H	2B	3B	HR	TB	RBI	SB	BB	SO	Avg.
1988	48-21	89	15	22	4	0	2	32	6	6-7	17	26	.247
1989	66-66	230	49	69	16	1	10	117	60	5-6	35	39	.300
1990	65-65	251	56	82	15	0	14	139	54	7-9	32	39	.327
1991	68-68	256	79	98	22	0	17	171	77	5-9	39	45	.383
Totals	247-220	826	199	271	57	1	43	459	197	23-31	123	149	.328

Andy D'Alessio, 1B

First-Team College Baseball Foundation, 2006; First-Team NCBWA, 2006; Second-Team ABCA, 2006; Third-Team Baseball America, 2006; Third-Team Collegiate Baseball, 2006

Year	GP-S	AB	R	H	2B	3B	HR	TB	RBI	SB	BB	SO	Avg.
2004	60-51	180	29	60	10	0	4	82	22	2-2	35	47	.333
2005	65-60	210	36	58	14	1	15	119	60	1-4	29	61	.276
2006	69-69	250	55	78	15	0	23	162	85	7-8	30	60	.312
2007	59-59	213	49	68	12	2	17	135	50	1-3	33	49	.319
Totals	253-239	853	169	264	51	3	59	498	217	11-17	127	217	.309

Jason Dawsey, P

Second-Team Collegiate Baseball, 1995; Third-Team ABCA, 1995; Third-Team NCBWA, 1995

Year	G	GS	CG	SH	SV	IP	H	R	ER	ERA	SO	BB	W-L	Pct.
1993	27	8	2	0	1	77.2	85	42	35	4.06	70	21	5-2	.714
1994	16	15	1	0	0	97.1	108	51	45	4.16	73	21	6-2	.750
1995	19	19	4	0	0	129.1	101	53	40	2.78	133	45	11-4	.733
Totals	62	42	7	0	1	304.1	294	146	120	3.55	276	87	22-8	.733

Rusty Gerhardt, P

Second-Team ABCA, 1971

Year	G	GS	CG	SH	SV	IP	H	R	ER	ERA	SO	BB	W-L	Pct.
1969	15	15	6			91.0	60	45	35	3.46	99	60	7-3	.700
1970	16	14	8			100.1	47	27	20	1.79	111	51	9-4	.692
1971	16	14	6			108.0	72	34	26	2.17	111	30	11-3	.786
1972	12	12	6			85.0	75	26	21	2.22	61	22	7-4	.636
Totals	59	55	26			384.1	254	132	102	2.39	382	163	34-14	.708

Nick Glaser, P

Third-Team NCBWA, 2000

Year	G	GS	CG	SH	SV	IP	H	R	ER	ERA	SO	BB	W-L	Pct.
2000	33	0	0	0	15	40.1	38	16	11	2.45	40	29	0-2	.000
2001	18	3	0	0	1	41.1	45	20	18	3.92	44	10	4-3	.571
Totals	51	3	0	0	16	81.2	83	36	29	3.20	84	39	4-5	.444

Khalil Greene, 3B/SS

First-Team ABCA, 2002; First-Team Baseball America, 2002;

First-Team Collegiate Baseball, 2002; First-Team NCBWA, 2002; First-Team Sports Weekly, 2002

Year	GP-S	AB	R	H	2B	3B	HR	TB	RBI	SB	BB	SO	Avg.
1999	69-68	274	58	98	20	1	8	144	69	9-12	31	58	.358
2000	69-69	269	59	98	24	3	5	143	64	12-16	42	39	.364
2001	63-63	241	55	73	18	2	12	131	52	17-21	24	41	.303
2002	71-71	285	93	134	33	1	27	250	91	17-18	46	22	.470
Totals	272-271	1069	265	403	95	7	52	668	276	55-67	143	160	.377

Mike Hampton, 3B

First-Team Collegiate Baseball, 1994; First-Team NCBWA, 1994;

Second-Team ABCA, 1994; Second-Team Baseball America, 1994

Year	GP-S	AB	R	H	2B	3B	HR	TB	RBI	SB	BB	SO	Avg.
1993	46-31	130	29	33	13	2	3	59	22	3-5	13	29	.254
1994	75-75	287	84	109	21	4	11	171	70	39-47	47	43	.380
Totals	121-106	417	113	142	34	6	14	230	92	42-52	60	72	.341

Taylor Harbin, 2B

Second-Team Collegiate Baseball, 2005

Year	GP-S	AB	R	H	2B	3B	HR	TB	RBI	SB	BB	SO	Avg.
2005	66-66	274	64	94	28	4	10	160	63	4-7	12	25	.343
2006	64-64	254	54	81	20	2	9	132	47	13-14	15	21	.319
2007	64-63	253	42	75	19	1	11	129	62	14-18	14	20	.296
Totals	194-193	781	160	250	67	7	30	421	172	31-39	41	66	.320

Kris Harvey, DH

First-Team ABCA, 2005; Second-Team Baseball America, 2005; Third-Team NCBWA, 2005

Year	GP-S	AB	R	H	2B	3B	HR	TB	RBI	SB	BB	SO	Avg.
2003	25-13	29	8	8	1	0	2	15	11	0-0	2	4	.276
2004	61-51	209	38	70	16	0	8	110	41	4-8	15	31	.335
2005	65-65	249	61	85	11	0	25	171	70	1-2	16	44	.341
Totals	151-129	487	107	163	28	0	35	296	122	5-10	33	79	.335

Bert Heffernan, C

First-Team ABCA, 1988

Year	G	AB	R	H	2B	3B	HR	RBI	SB	BB	SO	Avg.
1985	65	245	60	85	13	2	9	49	9-13	45	38	.347
1986	61	242	64	80	17	3	8	58	11-15	55	22	.331
1987	65	242	68	81	15	3	4	41	13-19	45	32	.335
1988	68	264	93	89	18	6	6	47	21-24	62	27	.337
Totals	259	993	285	335	63	14	27	195	54-71	207	119	.337

Matt Henrie, P

Third-Team NCBWA, 2002

Year	G	GS	CG	SH	SV	IP	H	R	ER	ERA	SO	BB	W-L	Pct.
1999	5	0	0	0	0	3.1	6	5	5	13.50	1	6	0-0	----
2001	18	10	0	0	2	67.2	59	32	23	3.06	54	24	6-3	.667
2002	21	18	0	0	1	112.2	112	52	39	3.12	81	25	13-5	.722
Totals	44	28	0	0	3	183.2	177	89	67	3.28	136	55	19-8	.704

Doug Hoffman, OF

First-Team ABCA, 1959

Year	AB	R	H	2B	3B	HR	RBI	SB	BB	SO	Avg.
1957	60	11	9	3	1	2	6	2	14	17	.150
1958	114	23	27	2	2	2	16	4	9	27	.237
1959	105	31	33	3	5	4	25	11	33	22	.314
Totals	279	65	69	8	8	8	47	17	56	66	.247

Michael Johnson, IB

Second-Team ABCA, 2002; Third-Team Collegiate Baseball, 2002

Year	GP-S	AB	R	H	2B	3B	HR	TB	RBI	SB	BB	SO	Avg.
2000	44-32	121	27	37	9	2	3	59	27	2-4	13	34	.306
2001	62-58	218	58	70	13	1	18	139	54	11-11	43	50	.321
2002	71-71	263	62	101	19	1	25	197	81	11-14	50	46	.384
2003	58-58	198	54	67	11	0	12	114	51	1-2	63	38	.338
Totals	235-219	800	201	275	52	4	58	509	213	25-31	169	168	.344

Billy Koch, P

Second-Team NCBWA, 1996

Year	G	GS	CG	SH	SV	IP	H	R	ER	SO	BB	W-L	Pct.
1994	16	14	1	0	0	78.0	72	57	40	4.62	75	34	4-2 .667
1995	16	14	0	0	0	87.0	70	45	36	3.72	111	37	7-2 .778
1996	19	16	2	0	1	111.2	73	46	39	3.14	152	60	10-5 .667
Totals	51	44	3	0	1	276.2	215	148	115	3.74	338	131	21-9 .700

Brian Kowitz, OF

Second-Team Baseball America, 1990

Year	G	AB	R	H	2B	3B	HR	RBI	SB	BB	SO	Avg.
1988	60	179	30	49	16	1	2	21	16-19	20	21	.274
1989	68	267	61	72	15	4	4	43	26-29	46	27	.270
1990	66	253	87	102	22	6	3	60	34-42	44	20	.403
Totals	194	699	178	223	53	11	9	124	76-90	110	68	.319

Joe Landrum, P

First-Team ABCA, 1947

Year	IP	H	R	ER	ERA	SO	BB	W-L	Pct.
1946	104.0	72	31	12	1.04	97	22	10-2	.833
1947	117.0	90	48	29	2.23	98	18	12-2	.857
Totals	221.0	162	79	41	2.18	195	40	22-4	.846

Matthew LeCroy, C

Second-Team ABCA, 1996; Second-Team NCBWA, 1996; First-Team Baseball America, 1997; First-Team NCBWA, 1997; Second-Team ABCA, 1997; Second-Team Collegiate Baseball, 1997; Second-Team Sporting News, 1997

Year	GP-S	AB	R	H	2B	3B	HR	TB	RBI	SB	BB	SO	Avg.
1995	68-68	255	55	85	18	0	15	148	72	0-4	34	57	.333
1996	67-67	244	61	77	18	0	14	137	57	3-4	44	35	.316
1997	64-64	237	62	85	12	1	24	171	79	5-7	53	34	.359
Totals	199-199	736	178	247	48	1	53	456	208	8-15	131	126	.336

Dave Lynn, C

Third-Team ABCA, 1960

Year	G	AB	R	H	2B	3B	HR	RBI	SB	BB	SO	Avg.
1959	1	2	1	1	0	0	1	2	0	1	0	.500
1960	22	89	21	32	3	2	8	31	1	8	10	.360
1961	22	72	20	24	4	0	6	21	1	22	13	.333
Totals	45	163	42	57	7	2	15	54	2	31	23	.350

Eric Macrina, DH

Second-Team ABCA, 1991; Third-Team Collegiate Baseball, 1991

Year	GP-S	AB	R	H	2B	3B	HR	TB	RBI	SB	BB	SO	Avg.
1988	25-11	46	8	8	3	0	3	20	6	1-1	8	10	.174
1989	54-39	152	35	40	8	4	6	74	33	3-5	18	42	.263
1990	53-50	189	38	64	11	1	18	131	69	1-2	24	44	.339
1991	69-68	260	67	87	18	1	24	179	84	3-4	37	69	.335
Totals	201-168	647	148	199	40	6	51	404	192	8-12	87	165	.308

Brad McCann, 3B

Third-Team Baseball America, 2004

Year	GP-S	AB	R	H	2B	3B	HR	TB	RBI	SB	BB	SO	Avg.
2003	60-60	251	44	87	21	1	9	137	67	2-4	12	43	.347
2004	63-63	253	64	96	20	0	16	164	65	6-10	36	43	.379
Totals	123-123	504	108	183	41	1	25	301	132	8-14	48	86	.363

Jim McCollom, IB

Third-Team ABCA, 1985


Year	G	AB	R	H	2B	3B	HR	RBI	SB	BB	SO	Avg.
1982	56	186	41	50	9	2	11	37	1-2	26	30	.269
1983	51	190	50	66	15	4	9	51	5-6	25	26	.347
1984	55	203	53	71	13	2	11	54	7-7	32	25	.350
1985	64	251	59	98	19	4	21	76	7-11	33	23	.390
Totals	226	830	203	285	56	12	52	218	20-26	116	104	.343

Billy McMillon, OF/IB

First-Team NCBWA, 1993

Year	GP-S	AB	R	H	2B	3B	HR	TB	RBI	SB	BB	SO	Avg.
1991	65-54	202	75	79	26	4	10	143	48	12-17	41	21	.391
1992	32-32	113	34	42	8	3	4	68	27	6-11	21	22	.372
1993	57-57	212	64	80	21	1	5	118	30	11-17	47	30	.377
Totals	154-143	527	173	201	55	8	19	329	105	29-45	109	73	.381

BILLY KOCH WAS A SECOND-TEAM ALL-AMERICAN IN 1996 WHEN HE TOTALED 152 STRIKEOUTS IN 111.2 INNINGS PITCHED.



Brad Miller, SS

First-Team ABCA, 2011; First-Team Baseball America, 2011; First-Team Collegiate Baseball, 2011; Second-Team NCBWA, 2011; Second-Team Perfect Game, 2011

Year	GP-GS	AB	R	H	2B	3B	HR	TB	RBI	SB	BB	SO	Avg.
2009	66-66	238	49	65	6	1	3	82	36	16-21	53	35	.273
2010	69-69	252	71	90	19	4	8	141	49	9-11	50	43	.357
2011	56-54	195	53	77	11	3	5	109	50	21-26	40	34	.395
Totals	191-189	685	173	232	36	8	16	332	135	46-58	143	112	.339

David Miller, IB/OF

Second-Team ABCA, 1995; Second-Team NCBWA, 1995;

Third-Team Baseball America, 1995; Third-Team Collegiate Baseball, 1995

Year	GP-GS	AB	R	H	2B	3B	HR	TB	RBI	SB	BB	SO	Avg.
1993	44-18	85	12	23	3	1	0	28	12	1-1	4	11	.271
1994	71-71	288	52	90	13	4	1	114	59	23-31	36	31	.313
1995	68-68	271	79	103	14	10	9	164	78	27-32	44	36	.380
Totals	183-157	644	143	216	30	15	10	306	149	51-64	84	78	.335

Shane Monahan, OF

First-Team ABCA, 1994; First-Team Baseball America, 1994; First-Team NCBWA, 1994;

Second-Team Collegiate Baseball, 1994; First-Team Collegiate Baseball, 1995;

First-Team NCBWA, 1995; Second-Team ABCA, 1995; Second-Team Baseball America, 1995

Year	GP-S	AB	R	H	2B	3B	HR	TB	RBI	SB	BB	SO	Avg.
1993	65-65	253	56	94	15	7	9	150	64	17-21	20	49	.372
1994	75-75	330	97	137	23	9	11	211	53	23-31	36	33	.415
1995	67-67	273	82	106	22	5	12	174	52	21-28	44	37	.388
Totals	207-207	856	235	337	60	21	32	535	169	61-80	100	119	.394

Ryan Mottl, P

Third-Team NCBWA, 1998

Year	G	GS	CG	SH	SV	IP	H	R	ER	ERA	SO	BB	W-L	Pct.
1997	16	16	2	0	0	106.2	113	63	56	4.73	99	33	10-3	.769
1998	16	16	1	0	0	101.0	101	62	54	4.81	96	31	9-4	.692
1999	19	17	1	0	0	99.2	120	82	68	6.14	84	53	4-8	.333
2000	21	19	2	1	0	107.0	103	52	44	3.70	81	28	10-4	.714
Totals	72	68	6	1	0	414.1	437	259	222	4.82	360	145	33-19	.635

Kevin Northrup, OF

Second-Team ABCA, 1992; Second-Team Baseball America, 1992;

Third-Team Collegiate Baseball, 1992

Year	GP-S	AB	R	H	2B	3B	HR	TB	RBI	SB	BB	SO	Avg.
1989	35-14	66	12	14	2	0	1	20	5	3-5	16	19	.212
1990	53-46	173	35	53	10	0	7	84	33	12-12	15	28	.306
1991	67-66	254	72	89	20	9	5	142	48	21-22	31	32	.350
1992	64-64	249	67	95	23	2	9	149	64	47-55	51	31	.382
Totals	219-190	742	186	251	55	11	22	395	150	83-94	113	110	.338

Billy O'Dell, P

Second-Team ABCA, 1954

Year	G	GS	CG	IP	H	R	ER	ERA	BB	SO	W-L	Pct.
1952	10	7	4	56.0	48	36	18	2.89	16	81	5-2	.714
1953	11	8	6	72.1	25	22	11	1.36	32	108	6-3	.667
1954	14	11	9	91.1	56	26	8	0.79	35	111	8-3	.727
Totals	35	26	19	219.2	129	84	37	1.51	83	300	19-8	.704

Kyle Parker, OF/1B

First-Team Ping!Baseball, 2010; Second-Team Baseball America, 2010;

Second-Team NCBWA, 2010; Third-Team ABCA, 2010

Year	GP-S	AB	R	H	2B	3B	HR	TB	RBI	SB	BB	SO	Avg.
2008	57-55	211	44	64	12	0	14	118	50	2-3	32	48	.303
2009	63-60	231	48	59	7	0	12	102	52	6-6	29	52	.255
2010	67-67	247	85	85	15	1	20	162	64	4-6	56	60	.344
Totals	187-182	689	177	208	34	1	46	382	166	12-15	117	160	.302

Chad Phillips, P/OF

Third-Team NCBWA, 1993

Year	G	GS	CG	SH	SV	IP	H	R	ER	ERA	SO	BB	W-L	Pct.
1990	15	0	0	0	2	25.0	24	13	11	3.96	17	5	1-0	1.000
1991	13	3	0	0	2	37.2	40	23	16	3.82	25	16	1-0	1.000
1992	13	1	0	0	3	34.0	32	18	16	4.24	29	11	3-1	.750
1993	16	15	1	0	0	90.2	93	35	30	2.98	69	24	12-2	.857
Totals	57	19	1	0	7	187.1	189	89	73	3.51	140	56	17-3	.850

Year	GP-S	AB	R	H	2B	3B	HR	TB	RBI	SB	BB	SO	Avg.
1990	38-9	44	6	13	5	0	0	18	4	1-1	8	4	.295
1991	45-12	63	15	25	3	0	1	31	14	3-4	11	3	.397
1992	43-40	153	25	44	8	3	2	64	25	6-7	8	25	.288
1993	42-21	42	5	12	3	0	1	18	5	0-0	1	5	.286
Totals	168-82	302	51	94	19	3	4	131	48	10-12	28	37	.311

Steve Reba, P

Third-Team ABCA, 2001; Third-Team Collegiate Baseball, 2001; Second-Team NCBWA, 2002;

Third-Team ABCA, 2002; Third-Team Collegiate Baseball, 2002

Year	G	GS	CG	SH	SV	IP	H	R	ER	ERA	SO	BB	W-L	Pct.
1999	21	7	0	0	0	56.2	78	49	47	7.46	45	34	5-4	.555
2000	19	2	0	0	2	42.0	33	16	13	2.79	33	15	3-0	1.000
2001	18	17	2	1	0	108.0	84	39	31	2.58	103	31	12-3	.800
2002	20	19	1	0	0	112.2	121	67	55	4.39	82	44	13-4	.765
Totals	78	45	3	1	2	319.1	316	171	146	4.11	263	124	33-11	.750

Kurt Seibert, SS

Third-Team ABCA, 1976

Year	G	AB	R	H	2B	3B	HR	RBI	SB	BB	SO	Avg.
1974	28	95	22	30	3	2	0	13	4	17	9	.316
1975	43	153	48	49	8	2	0	13	21	39	17	.320
1976	44	160	43	55	5	2	2	13	13	50	12	.344
Totals	115	408	113	134	16	6	2	39	38	106	38	.328

Richie Shaffer, 3B/1B

First-Team Perfect Game, 2012; Third-Team ABCA, 2012; Third-Team Collegiate Baseball, 2012

Year	GP-S	AB	R	H	2B	3B	HR	TB	RBI	SB	BB	SO	Avg.
2010	48-44	158	45	51	11	0	7	83	36	2-2	18	36	.323
2011	63-63	222	62	70	15	2	13	128	55	8-9	44	53	.315
2012	63-63	232	49	78	21	2	10	133	46	8-10	63	53	.336
Totals	174-170	612	156	199	47	4	30	344	137	18-21	125	142	.325

Bill Spiers, SS

First-Team Sporting News, 1987

Year	G	AB	R	H	2B	3B	HR	TB	RBI	SB	BB	SO	Avg.
1985	47	171	31	65	10	1	0	22	22	9	9	10	.380
1986	62	258	73	83	11	5	12	53	35	35	40	40	.322
1987	64	252	65	73	13	11	5	44	16	31	26	26	.290
Totals	173	681	169	221	34	17	17	119	60	75	76	76	.325

Casey Stone, OF

Third-Team NCBWA, 2001

Year	GP-S	AB	R	H	2B	3B	HR	TB	RBI	SB	BB	SO	Avg.
1998	45-15	86	18	23	3	1	0	28	14	2-2	8	12	.267
1999	49-24	104	22	25	4	0	0	29	17	7-9	18	9	.240
2000	69-69	272	65	97	11	3	1	117	51	25-30	23	15	.357
2001	62-62	274	63	103	17	2	2	130	49	25-30	13	10	.376
Totals	225-170	736	168	248	35	6	3	304	131	59-71	62	46	.337

Tim Teufel, 2B

First-Team Sporting News, 1980

Year	G	AB	R	H	2B	3B	HR	TB	RBI	SB	BB	SO	Avg.
1979	55	197	58	69	14	3	13	50	13	29	32	32	.350
1980	46	168	44	65	16	1	11	66	13	43	14	14	.387
Totals	101	365	102	134	30	4	24	116	26	72	46	46	.367

Ken Vining, P

Third-Team Baseball America, 1996; Third-Team NCBWA, 1996

Year	G	GS	CG	SH	SV	IP	H	R	ER	ERA	SO	BB	W-L	Pct.
1994	20	1	0	0	0	40.1	39	22	18	4.02	45	18	3-0	1.000
1995	22	9	0	0	2	69.0	53	29	26	3.39	78	25	4-0	1.000
1996	19	16	3	2	0	115.0	92	43	38	2.97	135	38	10-3	.769
Totals	61	26	3	2	2	224.1	184	94	82	3.29	258	81	17-3	.850

Denny Walling, OF

First-Team Sporting News, 1975

Year	G	AB	R	H	2B	3B	HR	TB	RBI	SB	BB	SO	Avg.
1975	38	140	46	59	9	3	13	60	11	31	12	12	.421

Scott Winchester, P

First-Team ABCA, 1995; First-Team Collegiate Baseball, 1995;

Second-Team Baseball America, 1995

Year	G	GS	CG	SH	SV	IP	H	R	ER	ERA	SO	BB	W-L	Pct.
1993	26	0	0	0	10	48.1	36	22	14	2.61	42	16	4-1	.800
1994	28	0	0	0	10	38.2	30	10	8	1.86	38	15	5-2	.714
1995	33	0	0	0	14	45.2	23	5	3	0.59	42	16	4-2	.667
Totals	87	0	0	0	34	132.2	89	37	25	1.70	122	47	13-5	.722

KYLE PARKER HIT 20 HOMERS WITH 64 RBIs TO EARN FIRST-TEAM ALL-AMERICA HONORS IN 2010.

Year	Player, Pos.	Team
1954	Roy Coker, UT	1
	Doug Kingsmore, OF	1
	Wyman Morris, 3B	1
	Billy O'Dell, P	1
	Bobby Morris, C	2
1955	Bill Barnett, OF	2
1958	Harold Stowe, P	1
	Bailey Hendley, OF	2
	Bud Spiers, SS	2
1959	Doug Hoffman, OF	1
	Larry Bagwell, UT	2
	Fred DeBerry, 1B	2
	Bailey Hendley, OF	2
	Harold Stowe, P	2
1960	Ty Cline, OF	1
	Bailey Hendley, UT	1
	Dave Lynn, C	1
1961	Elmo Lam, SS	2
	Dave Lynn, C	2
1962	Gene Harbeson, C	1
	Johnny Jones, OF	1
	Joey Taylor, OF	1
	Elmo Lam, SS	2
	Nicky Lomax, OF	2
1963	Pete Ayoub, 2B	1
	Mike Bohonak, OF	1
	Dave Ellisor, 3B	1
	Johnny Jones, OF	1
	Elmo Lam, SS	1
	Gene Harbeson, C	2
	Damon Vincent, P	2
1964	Ben Marsella, 3B	1
	Tommy Chapman, P	2
	Buddy Nixon, 1B	2
	George Sutton, OF	2
1965	Rusty Adkins, OF	1
	Tommy Chapman, P	1
	Lawton Cowart, 3B	1
	Jack McCall, SS	1
1966	Rusty Adkins, 2B	1
	Lawton Cowart, 3B	1
	Jack McCall, SS	1
	George Sutton, OF	1
	Eddie Barbary, C	2
	Charlie Watson, P	2
1967	Rusty Adkins, 2B	1
	Garry Helms, SS	1
	Bill Parmer, P	2
1968	Randy Bray, SS	2
	John Curtis, P	2
1969	Randy Bray, SS	2
	Rusty Gerhardt, P	2
	Don Russell, 3B	2
	Craig White, OF	2

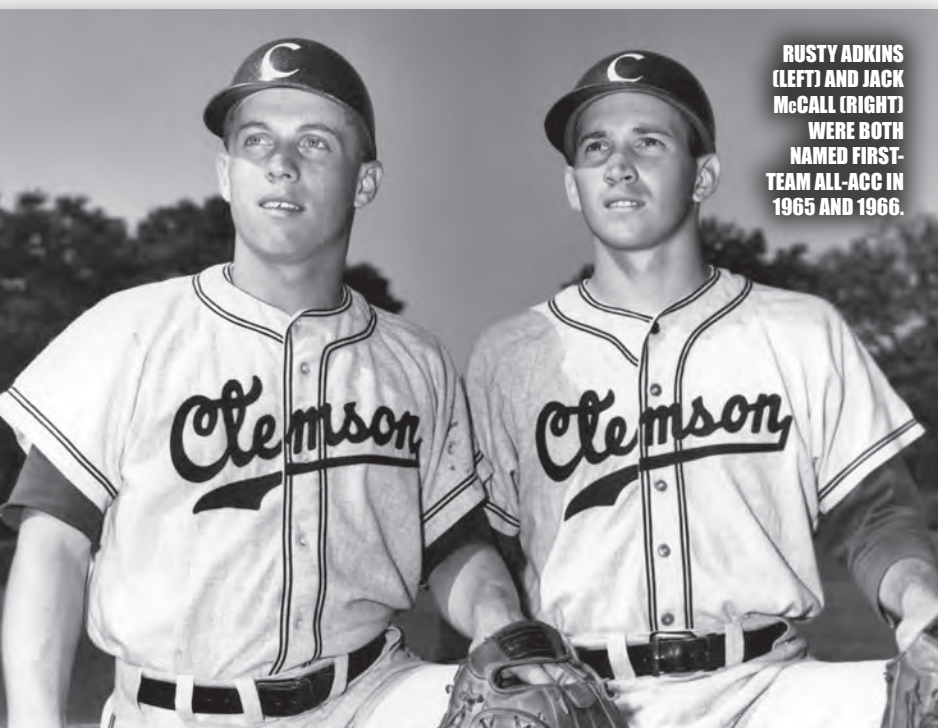
1970	Rusty Gerhardt, P	1
	Randy Bray, 2B	2
	Eddie Holland, C	2
	Craig White, OF	2
1971	Rusty Gerhardt, P	1
	Johnny Severs, OF	1
	Craig White, OF	1
1972	Rusty Gerhardt, P	1
	Calvin Weeks, OF	1
	Kenny Bagwell, 2B	2
	Lin Hamilton, C	2
	Smiley Sanders, OF	2
1973	Lindsay Graham, P	1
	Lin Hamilton, C	1
	Richard Haynes, 2B	1
	Smiley Sanders, OF	1
	Craig White, OF	1
	Steve Cline, P	2
1974	Steve Cline, P	1
	Lin Hamilton, C	1
	Mike Pulaski, OF	1
	Smiley Sanders, OF	1
	Richard Haynes, 2B	2
1975	Kurt Seibert, SS	1
	Denny Walling, OF	1
	Billy Wingo, 2B	1
	Pat Fitzsimmons, 3B	2
	Steve Tucker, OF	2
1976	Dave Caldwell, OF	1
	Bill Foley, C	1
	Chuck Porter, P	1
	Kurt Seibert, SS	1
	Steve Tucker, OF	1
	Gary Fahrney, 1B	2
	Ron Musselman, P	2
1977	Robert Bonnette, SS	1
	Dave Caldwell, OF	1
	Bill Foley, C	1
	Ron Musselman, P	1
	Neil Simons, OF	1
	Billy Wingo, 2B	1
1978	Robert Bonnette, SS	1
	Neil Simons, OF	1
	Mike Brown, P	2
	Steve Nilsson, 1B	2
	Pete Peltz, 3B	2
	Billy Weems, OF	2
1979	Robbie Allen, SS	1
	Tony Masone, OF	1
	Neil Simons, OF	1
	Mike Sullivan, P	1
	Robert Bonnette, 3B	2
	Dave Buffamoyer, DH	2
1980	Mike Brown, P	1
	Neil Simons, OF	1



	Tim Teufel, 2B	1
	Robbie Allen, SS	2
1981	Mike Mahoney, OF	1
	Glenn Gallagher, OF	2
	Craig Roberson, 3B	2
1982	Jeff Gilbert, P	1
	Jimmy Key, DH	1
	Jimmy Key, P	1
	Steve Van Dyke, C	2
1983	Bob Paulling, 1B	1
	Ricky Hester, OF	2
	Jim McCollom, DH	2
	Frank Russ, 2B	2
	Brooks Shumake, OF	2
1984	Jim McCollom, DH	1
	Brooks Shumake, OF	1
	Bob Paulling, 1B	2
	Scott Powers, SS	2
1985	Jim McCollom, 1B	1
	John Jay, DH	2
1986	Chuck Baldwin, 1B	1
	Randy Russ, OF	1
	Steve Baucom, 3B	2

	Bert Heffernan, C	2
1987	Steve Baucom, 3B	1
	Bert Heffernan, C	1
	Randy Mazey, OF	1
	Bill Spiers, SS	1
	Henry Threadgill, 2B	2
1988	Brian Barnes, P	1
	Rusty Chappia, SS	1
	Bert Heffernan, C	1
	Jerry Brooks, 3B	2
	Mike Couture, DH	2
	Randy Mazey, OF	2
	Mike Milchin, 1B	2
	Henry Threadgill, 2B	2
1989	Brian Barnes, P	1
	Henry Threadgill, 2B	1
	Mike Couture, C	2
	Jim Crowley, 3B	2
	Brian Kowitz, OF	2
	Mike Milchin, 1B	2
1990	Brian Kowitz, OF	1
	Jim Crowley, 3B	2
	Joe DeBerry, DH	2
	Eric Macrina, UT	2
	Tim Rigsby, SS	2
1991	Jason Angel, P	1
	Jim Crowley, 2B	1
	Eric Macrina, 1B	1
	Billy McMillon, OF	1
	Todd Stefan, SS	1
	Kevin Northrup, OF	2
	Michael Spiers, OF	2
1992	Kevin Northrup, OF	1
	Ted Corbin, SS	2
	Keith Williams, OF	2
1993	Billy McMillon, OF	1
	Keith Williams, OF	1
	Jeff Morris, 2B	2
1994	Mike Hampton, 3B	1
	Shane Monahan, OF	1
	Scott Winchester, P	2
1995	Jason Dawsey, P	1
	David Miller, 1B	1
	Shane Monahan, OF	1
	Scott Winchester, P	1
	Paul Galloway, 3B	2
1996	Kris Benson, P	1
	Matthew LeCroy, C	1
	Gary Burnham, OF	2
	Paul Galloway, 3B	2
1997	Matthew LeCroy, C	1
	Ryan Mottl, P	1
	Gary Burnham, OF	2
	Jason Embler, 1B	2
1998	Kurt Bultmann, 2B	1
	Scott Clackum, P	1
	Matt Padgett, OF	1

	Patrick Boyd, OF	2
	Jason Harris, 1B	2
	Ryan Mottl, P	2
1999	Patrick Boyd, OF	1
	Jason Harris, 1B	2
	Mike Paradis, P	2
2000	Nick Glaser, RP	2
	Khalil Greene, 3B	2
	Jarrod Schmidt, SP	2
2001	Jeff Baker, 3B	1
	Khalil Greene, SS	1
	Steve Reba, P	1
	Jarrod Schmidt, DH	1
	Ryan Riley, 2B	2
	Casey Stone, OF	2
2002	Khalil Greene, SS	1
	Michael Johnson, 1B	1
	Steve Reba, SP	1
	Jeff Baker, 3B	2
	Matt Henrie, SP	2
	Russell Triplett, UT	2
2003	Michael Johnson, 1B	1
	Brad McCann, 3B	2
	David Slevin, 2B	2
	Russell Triplett, SS	2
2004	Kris Harvey, DH/UT	1
	Patrick Hogan, RP	2
	Brad McCann, 3B	2
	Lou Santangelo, C	2
2005	Taylor Harbin, 2B	1
	Kris Harvey, DH	1
	Stephen Faris, SP	2
2006	Josh Cribb, SP	1
	Andy D'Alessio, 1B	1
	Jason Berken, SP	2
	Tyler Colvin, OF	2
2007	Marquez Smith, 3B	1
	Brad Chalk, OF	2
	Taylor Harbin, SS	2
	Daniel Moskos, SP	2
2008	D.J. Mitchell, SP	1
	Kyle Parker, DH/UT	1
2009	Jeff Schaus, OF	1
2010	Kyle Parker, OF	1
	Mike Freeman, 2B	2
	Jeff Schaus, OF	2
2011	Brad Miller, SS	1
	Richie Shaffer, 1B	1
	Will Lamb, OF	2
	Phil Pohl, DH/UT	2
	Jeff Schaus, OF	2
2012	Phil Pohl, DH/UT	1
	Richie Shaffer, 3B	1
	Thomas Brittle, OF	2
	Steve Wilkerson, 2B	2



ACC ACADEMIC HONOR ROLL

RECORDS

1957 Carol Brown
Sam Gambrell
Harold Lingerfelt
1959 Clayton Lowder
1960 David Sprouse
1961 David Sprouse
1962 Damon Vincent
1963 Greg Casey
Elmo Lam
Damon Vincent
David Wrenn
1965 David Wrenn
1966 John Dinneen
Jack McCall
Pete Myers
1967 Bill Bonekat
John Dinneen
Bob Lowell
Pete Myers
Bill Parmer
Keith Waters
Charlie Watson
1968 Bill Bonekat
Nelson Gibson
1969 Bill Bonekat
Dave Monjot
1971 Lindsay Graham
1972 Pat Fitzsimmons
Pete Hendricks
1973 Pat Fitzsimmons
Charlie Ing
Randy Quintell
Pete Sampson
1974 Terry Armstrong
Charlie Ing
Randy Quintrell
Pete Sampson
1975 Chuck Porter
Randy Quintrell
1976 David Beasley
Steve Nilsson
Chuck Porter
Randy Quintrell
1977 Steve Nilsson
Randy Quintrell
Billy Trapp
1978 Alan Hoover
Steve Nilsson
1979 Alan Armour
Jody Burttram
Doug Gray
Billy Trapp
1980 Greg Guin
Neil Simons
Billy Trapp
1981 Alan Armour
Jody Burttram
Jeff Gilbert
Mike Mahoney
1982 Jeff Gilbert
Frank Russ
Craig Roberson
1983 Jeff Gilbert

Tom Mallon
Craig Roberson
1984 Derek Spears
George Stone
Oliver Whitaker
1985 Burke Fahey
Jeff Kerr
Bill Spiers
George Stone
1986 George Stone
Jeff Frazier
Doug Marchal
1987 Doug Marchal
Randy Mazey
Tim Parker
Bill Spiers
Oliver Whitaker
1988 Brian Kowitz
Randy Mazey
Tim Parker
Jerome Santivasci
1989 Alan Botkin
Jerome Santivasci
1990 Fred Daniels
Brian Kowitz
Tim Parker
Michael Spiers
David Tripp
1991 Jim Anderson
Fred Daniels
Jeff Miller
Jeff Morris
Michael Spiers
1992 Fred Daniels
Jamie Eggleston
Billy McMillon
Scott Melzer
Jeff Miller
Jeff Morris
Andy Taulbee
1993 Jason Dawsey
Mike Eydenberg
Paul Galloway
Jeff Keppen
Scott Melzer
Hoby Mork
Jeff Morris
Andy Taulbee
1994 Eric DeMoura
Jamie Eggleston
Mike Eydenberg
Paul Galloway
Jeff Keppen
Andy Taulbee
1995 Eric DeMoura
Jamie Eggleston
Paul Galloway
Scott Winchester
Derek Borgert
1996 Eric DeMoura
Paul Galloway
Brian Holstad
Bryan Schroeder

Rodney Williams
Brian Adams
Darren Adams
Derek Borgert
Eric DeMoura
Jeff Kane
Matthew LeCroy
Ryan Mottl
Mike Paradis
Bryan Schroeder
Brian Werner
1998 Darren Adams
Derek Borgert
Mike Calitri
Donovan Harrison
Justin Singleton
Derek Borgert
1999 Mike Calitri
Jesse Douglass
Brian Ellis
Mike Paradis
Grant Redding
Doug Roper
Justin Singleton
Henri Stanley
Jeff Vessell
2000 Chad Bendinelli
Khalil Greene
Paul Harrelson
Matt Henrie
Brian Holstad
B.J. LaMura
Spencer Lindsay
Mike Proto
Jarrod Schmidt
Justin Singleton
Henri Stanley
Casey Stone
2001 Jeff Baker
Chad Coder
Nick Glaser
Khalil Greene
Ryan Hub
Steven Jackson
Michael Johnson
Ryan Klosterman
B.J. LaMura
Mike Proto
Jon Smith
Casey Stone
2002 Jeff Baker
Chad Coder
Josh Cribb
Jess Easterling
Kyle Frank
Zane Green
Khalil Greene
Paul Harrelson
Ryan Hub
Steven Jackson
Michael Johnson
Ryan Klosterman
B.J. LaMura

ALL-ACC ACADEMIC SELECTIONS

2006 Brad Chalk
Sean Clark
Josh Cribb
Herman Demmink
Ben Hall
Taylor Harbin
David Kopp
2007 Alex Lee
Daniel Moskos
Matt Vaughn
2008 Mike Freeman
Alex Lee
Justin Sarratt
Graham Stoneburner
2009 Mike Freeman
Jason Stolz
Graham Stoneburner
Matt Vaughn
2010 Kevin Brady
Mike Freeman
David Haselden

Brad Miller
Richie Shaffer
2011 Kevin Brady
Matt Campbell
Scott Firth
David Haselden
Spencer Kieboom
Brad Miller
Phil Pohl
Kevin Pohle
Justin Sarratt
Richie Shaffer
Jason Stolz
2012 Kevin Brady
Thomas Brittle
Scott Firth
Spencer Kieboom
Jonathan Meyer
Phil Pohl
Jason Stolz

Gene Pierce
Daniel Pritchard
Jarrod Schmidt
2003 Josh Cribb
Herman Demmink
Jess Easterling
Kyle Frank
Zane Green
Paul Harrelson
Jeff Hourigan
Ryan Hub
John Ingram
Steven Jackson
Collin Mahoney
Gene Pierce
2004 Jason Berken
Josh Cribb
Andy D'Alessio
Herman Demmink
Stephen Faris
Doug Hogan
Patrick Hogan
Ryan Hub
John Ingram
Tyler Lumsden
Collin Mahoney
Brad McCann
Gene Pierce
Robert Rohrbaugh
Travis Storrer
P.J. Zocchi
2005 Jorge Andrade, Jr.
Brad Chalk
Sean Clark
Josh Cribb
Andy D'Alessio
Stephen Faris
Jesse Ferguson
Chris Fidrych
Drew Fiorenza
Ben Hall
Taylor Harbin
Kris Harvey
Chris Howard
David Kopp
Tanner Leggett
Alex Martin
Gene Pierce
Daniel Pritchard
Robert Rohrbaugh
Chris Allen
William Bond
Brad Chalk
Sean Clark
Josh Cribb
Herman Demmink
Stephen Faris
Chris Fidrych
Drew Fiorenza
Ben Hall
Taylor Harbin
Doug Hogan
Chris Howard
David Kopp

Alex Martin
Daniel Moskos
Matt Vaughn
P.J. Zocchi
2007 William Bond
Mike Freeman
Doug Hogan
Alex Lee
Clinton McKinney
Justin Sarratt
Jeff Schaus
Graham Stoneburner
Josh Thraikill
Matt Vaughn
Adam Ward
2008 Kevin Brady
Mike Freeman
David Haselden
Ryan Hinson
Will Lamb
Clinton McKinney
Brad Miller
Richard Mounce
Phil Pohl
Justin Sarratt
Jason Stolz
Graham Stoneburner
Josh Thraikill
Matt Vaughn
Adam Ward
Scott Weismann
2010 Wilson Boyd
Kevin Brady
Kevin Caughman
Marcus Curry
Mike Freeman
David Haselden
Spencer Kieboom
Brad Miller
John Nester
Phil Pohl
Justin Sarratt
Richie Shaffer
Jason Stolz
2011 Clay Bates
Kevin Brady
Matt Campbell
Kevin Caughman
Scott Firth
John Hinson
Spencer Kieboom
Jonathan Meyer
Brad Miller

Phil Pohl
Kevin Pohle
Justin Sarratt
Richie Shaffer
Jason Stolz
2012 Patrick Andrews
Kyle Bailey
Clay Bates
Jay Baum
Kevin Brady
Thomas Brittle
Matt Campbell
Kevin Caughman
Scott Firth
Brock Goodling
Mike Kent
Spencer Kieboom
Dominic Leone
Jonathan Meyer
Phil Pohl
Jason Stolz

Five-Time Members

Josh Cribb 2002-06
Justin Sarratt 2007-11

Four-Time Members


Randy Quintrell 1974-77
Paul Galloway 1993-96
Eric DeMoura 1994-97
Derek Borgert 1996-99
Ryan Hub 2001-04
Gene Pierce 2002-05
Matt Vaughn 2006-09
Kevin Brady 2009-12
Phil Pohl 2009-12
Jason Stolz 2009-12

Three-Time Members

Bill Bonekat 1967-69
Billy Trapp 1977,79,80
Jeff Gilbert 1981-83
George Stone 1984-86
Tim Parker 1987,88,90
Fred Daniels 1990-92
Jeff Morris 1991-93
Andy Taulbee 1992-94
Justin Singleton 1998-00
Khalil Greene 2000-02
B.J. LaMura 2000-02
Paul Harrelson 2000,02,03
Steven Jackson 2001-03
Herman Demmink 2003,04,06
Stephen Faris 2004-06
Doug Hogan 2004,06,08
Brad Chalk 2005-07
Chris Fidrych 2005-07
Taylor Harbin 2005-07
William Bond 2006-08
Graham Stoneburner 2007-09
Adam Ward 2007-09
Mike Freeman 2008-10
Brad Miller 2009-11
Kevin Caughman 2010-12
Spencer Kieboom 2010-12

First-Team All-ACC On the Field & ACC Academic Honor Roll Off the Field

Elmo Lam 1963
Jack McCall 1966
Chuck Porter 1976
Neil Simons 1980
Mike Mahoney 1981
Jeff Gilbert 1982
Randy Mazey 1987
Bill Spiers 1987
Brian Kowitz 1990
Scott Winchester 1995
Matthew LeCroy 1997
Jeff Baker 2001
Khalil Greene 2001,02
Michael Johnson 2002
Taylor Harbin 2005
Kris Harvey 2005
Josh Cribb 2006
Brad Miller 2011
Richie Shaffer 2011
Phil Pohl 2012



JOSH CRIBB (2002-06) IS ONE OF ONLY TWO TIGERS IN HISTORY TO BE NAMED TO THE ACC ACADEMIC HONOR ROLL FIVE TIMES.

TOP-25 NCAA STAT RANKINGS


Year	Team/Player	Category	Figure	Rk
1958	Harold Stowe	Appearances	21	1
	Harold Stowe	Innings Pitched	126.2	1
	Harold Stowe	Strikeouts	126	1
	Harold Stowe	Wins	14	1
1959	Clemson	ERA	2.47	9
	Harold Stowe	Appearances	19	2
	Harold Stowe	K/9 IP	10.8	12
1960	Clemson	Batting Average	.290	24
	Dave Lynn	HR/Game	0.36	5
	Dave Lynn	Slugging %	.708	15
1962	Clemson	HR/Game	1.6	1
	Clemson	Slugging %	.508	3
	Clemson	Batting Average	.313	4
	Clemson	Fielding %	.957	9
	Johnny Jones	Slugging %	.732	8
	Johnny Jones	Batting Average	.439	10
1963	Clemson	Batting Average	.282	25
1964	Clemson	Fielding %	.954	20
1965	Clemson	Batting Average	.290	14
	Rusty Adkins	Batting Average	.444	5
	Jack McCall	HR/Game	0.28	8
	Jack McCall	Slugging %	.670	16
	Rusty Adkins	Slugging %	.659	21
	Rusty Adkins	Slugging %	.659	21
1966	Clemson	HR/Game	1.28	1
	Clemson	R/Game	9.1	1
	Clemson	Slugging %	.502	1
	Clemson	Batting Average	.321	2
	Clemson	Fielding %	.958	16
	George Sutton	HR/Game	0.38	3
	Jack McCall	2B/Game	0.41	4
	George Sutton	RBI/Game	1.34	6
	Rusty Adkins	3B/Game	0.21	10
	Lawton Cowart	HR/Game	0.28	10
	Lawton Cowart	RBI/Game	1.10	13
	Clemson	Fielding %	.962	8
	Clemson	ERA	2.16	22
1967	Bill Parmer	ERA	1.14	13
	Bill Parmer	Wins	9	18
1971	Rusty Gerhardt	Wins	11	12
1975	Clemson	ERA	2.47	14
	Clemson	Fielding %	.961	17
	Denny Walling	RBI/Game	1.58	1
	Denny Walling	Slugging %	.807	2
	Denny Walling	HR/Game	0.34	4
	Denny Walling	Batting Average	.421	10
1976	Clemson	Fielding %	.967	8
	Chuck Porter	Wins	12	9
	David Caldwell	3B/Game	0.16	12
1977	Clemson	Fielding %	.967	9
	Clemson	R/Game	7.8	13
	Brian Snyder	ERA	1.19	2
	Ron Musselman	Wins	12	6
	Bill Foley	HR/Game	0.27	15
1979	Clemson	R/Game	8.3	10



BILL FOLEY WAS 15TH IN THE NATION
IN HOMERS PER GAME IN 1977.

1980	Tim Teufel	RBI/Game	1.43	11
1981	Greg Guin	2B/Game	0.37	14
1982	Clemson	2B/Game	2.19	4
1983	Clemson	ERA	3.48	13
1984	Clemson	ERA	2.99	6
1985	Clemson	2B/Game	1.96	7
1986	Clemson	DP/Game	1.11	8
1987	Clemson	ERA	3.79	11
	Bill Spiers	3B/Game	0.17	10
1988	Clemson	2B/Game	2.35	8
	Clemson	SB/Game	2.76	9
1989	Clemson	ERA	3.23	13
	Brian Barnes	Strikeouts	208	1
	Brian Barnes	K/9 IP	12.8	2
	Brian Barnes	Wins	16	4

	John Pawlowski	ERA	1.96	19
1990	Clemson	R/Game	7.94	13
	Brian Kowitz	R/Game	1.32	2
	Eric Macrina	RBI/Game	1.30	6
	Eric Macrina	HR/Game	0.34	10
	Joe DeBerry	RBI/Game	1.17	20
1991	Clemson	R/Game	9.97	1
	Clemson	Winning %	.857	1
	Clemson	Wins	60	1
	Clemson	2B/Game	2.70	2
	Clemson	HR/Game	1.59	2
	Clemson	Slugging %	.571	5
	Clemson	Batting Average	.341	7
	Clemson	3B/Game	0.47	22
	Jason Angel	Wins	14	4
	Eric Macrina	HR/Game	0.35	16
	Billy McMillon	2B/Game	0.40	21
	Jason Angel	ERA	2.33	24
1992	Clemson	ERA	2.86	5
	Clemson	Winning %	.781	5
	Clemson	SB/Game	2.05	23
	Paxton Briley	ERA	1.69	5
	Kevin Northrup	SB/Game	0.73	10
1993	Clemson	2B/Game	2.20	13
	Clemson	3B/Game	0.45	21
	Chad Phillips	Wins	12	9
	Scott Winchester	Saves	10	13
	Keith Williams	RBI/Game	1.22	21
1994	Clemson	Wins	57	1
	Clemson	Winning %	.760	5
	Clemson	ERA	3.46	21
	Shane Monahan	Hits	137	1
	Shane Monahan	Runs	97	1
	Andy Taulbee	Wins	12	14
	Shane Monahan	R/Game	1.29	15
1995	Shane Monahan	Batting Average	.415	21
	Clemson	Wins	54	2
	Clemson	Winning %	.794	3
	Clemson	ERA	3.14	6
	Clemson	DP/Game	1.16	7
	Clemson	R/Game	8.38	10
	Clemson	Slugging %	.495	17
	Clemson	3B/Game	0.46	24
	Billy Koch	K/9 IP	11.5	5
	Scott Winchester	Saves	14	6
1996	David Miller	3B/Game	0.15	10
	Gary Burnham	2B/Game	0.41	23
	Clemson	ERA	3.03	1
	Clemson	Wins	51	4




ERIC MACRINA FINISHED IN THE TOP 20 IN THE
NATION IN HOMERS PER GAME IN 1990 AND 1991.



TOP-25 NCAA STAT RANKINGS

RECORDS



IN 2002, STEVE REBA HAD 13 WINS, TIED FOR FOURTH-MOST IN THE NATION.


	Brad Chalk	SH/Game	0.31	6
	Andy D'Alessio	HR/Game	0.33	T-16
	Andy D'Alessio	RBI/Game	1.23	21
2007	Clemson	K/9 IP	8.3	12
	Clemson	ERA	3.73	25
	Andy D'Alessio	Home Runs	17	T-23
2008	Matt Vaughn	Saves	11	T-18
	D.J. Mitchell	Strikeouts	106	T-22
2009	Clemson	ERA	3.68	5
	Clemson	Double Plays	69	T-7
	Clemson	Walks	312	9
	Clemson	H/9 IP	8.62	11
	Clemson	K/9 IP	8.30	25
	Brad Miller	Walks	53	T-11
	Ben Paulsen	Hits	95	T-22
2010	Clemson	Double Plays	81	2
	Clemson	Walks	375	3
	Clemson	Runs	600	5
	Clemson	Sacrifice Flies	42	T-5
	Clemson	DP/Game	1.16	6
	Clemson	Hits	764	8
	Clemson	Home Runs	93	T-15
	Clemson	R/Game	8.6	19
	Clemson	Stolen Bases	106	T-25
	Jeff Schaus	RBI	87	4
	Kyle Parker	Runs	85	5
	Kyle Parker	Walks	56	T-15
	Mike Freeman	Hits	99	T-19
	Kyle Parker	R/Game	1.27	22
	Brad Miller	Walks	50	T-23
	Mike Freeman	Sacrifice Flies	7	T-25
	Kyle Parker	Home Runs	20	T-25
2011	Clemson	Sacrifice Flies	46	2
	Clemson	Hits	687	5
	Clemson	Batting Average	.318	6
	Clemson	Walks	304	6
	Clemson	Runs	449	11
	Clemson	Slugging %	.460	14
	Clemson	Stolen Bases	106	T-14
	Clemson	R/Game	7.1	15
	Clemson	H/9 IP	8.00	23
	Clemson	SB/Game	1.68	25
	Clemson	Doubles	127	T-25
	Brad Miller	On-Base %	.498	16
	Brad Miller	Batting Average	.395	25
	Spencer Kieboom	Sacrifice Flies	7	T-25
2012	Clemson	Double Plays	62	T-12
	Clemson	Walks	270	17
	Clemson	DP/Game	0.98	23
	Richie Shaffer	Walks	63	T-3
	Richie Shaffer	BB/Game	1.00	6
	Thomas Brittle	Triples	8	T-10
	Thomas Brittle	3B/Game	0.14	16

Note: **Bold** denotes led the nation.

	Clemson	Winning %	.750	11
	Clemson	Fielding %	.965	27
	Billy Koch	K/9 IP	12.3	3
	Kris Benson	Wins	14	T-4
	Kris Benson	ERA	2.02	5
	Kris Benson	K/9 IP	11.8	5
	Ken Vining	K/9 IP	10.6	21
1997	Clemson	HR/Game	1.48	25
	Kurt Bultmann	2B/Game	0.52	4
	Matthew LeCroy	HR/Game	0.38	25
1998	Clemson	Winning %	.729	13
	Clemson	Fielding %	.965	20
	Clemson	ERA	4.27	21
	Scott Clackum	Saves	9	T-14
1999	Clemson	2B/Game	2.45	15
	Clemson	R/Game	8.87	17
	Clemson	DP/Game	1.09	23
	Jason Harris	BB/Game	0.93	T-24
	Henri Stanley	BB/Game	0.93	T-24
2000	Clemson	Winning %	.739	9
	Clemson	Fielding %	.969	13
	Clemson	ERA	3.99	19
	Clemson	3B/Game	0.41	21
	Nick Glaser	Saves	15	T-6
	Ryan Riley	3B/Game	0.13	T-11
	Casey Stone	K/AB	1/18.1	18
2001	Clemson	HR/Game	1.35	16
	Clemson	Fielding %	.968	19
	Casey Stone	K/AB	1/27.4	2
	Jeff Baker	HR/Game	0.38	T-7
	Steve Reba	Winning %	.800	19
	Jeff Baker	RBI/Game	1.25	T-25
2002	Clemson	Winning %	.761	9
	Clemson	Fielding %	.971	9
	Clemson	HR/Game	1.58	11
	Clemson	Slugging %	.533	12
	Clemson	Batting Average	.324	21
	Clemson	R/Game	8.2	22
	Clemson	DP/Game	1.10	24
	Khalil Greene	Slugging %	.877	2
	Khalil Greene	Batting Average	.470	3
	Matt Henrie	Wins	13	T-4
	Steve Reba	Wins	13	T-4
	Khalil Greene	2B/Game	0.46	7
	Khalil Greene	R/Game	1.31	9
	Khalil Greene	HR/Game	0.38	11
	Jeff Baker	HR/Game	0.37	15
	Michael Johnson	HR/Game	0.35	20
	Khalil Greene	RBI/Game	1.28	22

	Jeff Baker	RBI/Game	1.28	23
	Michael Johnson	Slugging %	.749	24
2003	Clemson	DP/Game	1.11	7
	Michael Johnson	BB/Game	63	2
2004	Clemson	2B/Game	2.29	T-17
	Patrick Hogan	Saves	10	T-21
2005	Clemson	HR/Game	1.15	22
	Kris Harvey	HR/Game	0.38	6
	Taylor Harbin	2B/Game	0.42	13
	Brad Chalk	SH/Game	0.23	24
2006	Clemson	Winning %	.768	4
	Clemson	ERA	3.26	6
	Clemson	K/9 IP	8.0	17
	Clemson	HR/Game	1.16	19
	Clemson	Fielding %	.972	22

BRAD MILLER WAS 25TH IN THE NATION IN BATTING AVERAGE (.395) IN 2011.



Clemson • Overall

Rk	Date	Opponent	Inning	Runs
1.	3-21-1998	Maryland	3	19
2.	4-7-1979	at N.C. State	9	18
3.	4-23-1999	Georgia Tech	4	16
4.	3-14-1998	Maine ⁽²⁾	6	14
5.	3-30-1954	Washington & Lee	3	13
6.	4-2-1952	Davidson	4	12
	3-31-1974	Duke	4	12
	3-20-1978	Duke	5	12
	3-10-1987	Marshall	1	12
	2-28-1998	North Carolina-Wilmington	3	12
	3-14-1998	Maine ⁽¹⁾	5	12
	3-26-2002	Coastal Carolina	5	12
	6-02-2002	East Carolina	6	12
	4-10-2005	Duke	8	12

Clemson • Inning 1

Rk	Date	Opponent	Runs
1.	3-10-1987	Marshall	12
2.	3-27-1986	Maryland	11
3.	4-18-1961	South Carolina	10
	4-8-1970	at Belmont Abbey	10
	3-30-2002	Maryland	10

Clemson • Inning 2

Rk	Date	Opponent	Runs
1.	5-3-2004	Florida State	11
2.	5-22-1980	East Tennessee State	10

Clemson • Inning 3

Rk	Date	Opponent	Runs
1.	3-21-1998	Maryland	19
2.	3-30-1954	Washington & Lee	13
3.	2-28-1998	North Carolina-Wilmington	12
4.	4-7-1999	Western Carolina	11

Clemson • Inning 4

Rk	Date	Opponent	Runs
1.	4-23-1999	Georgia Tech	16
2.	4-2-1952	Davidson	12
	3-31-1974	Duke	12
4.	5-19-2005	Miami (FL)	11
5.	5-3-1941	Newberry	10
	5-15-2007	College of Charleston	10

Clemson • Inning 5

Rk	Date	Opponent	Runs
1.	3-20-1978	at Duke	12
	3-14-1998	Maine ⁽¹⁾	12
	3-26-2002	Coastal Carolina	12
4.	3-6-1998	Stetson	11
5.	3-28-1969	Buffalo	10
	4-20-1984	Maryland*	10
	4-10-1989	Western Carolina	10
	3-24-1996	Maryland	10
	3-18-1997	Coastal Carolina	10
	2-26-2000	James Madison	10
	5-15-2010	at Wake Forest	10

* - Durham, NC

Clemson • Inning 6

Rk	Date	Opponent	Runs
1.	3-14-1998	Maine ⁽²⁾	14
2.	6-2-2002	East Carolina	12
3.	3-2-1991	at Nevada-Las Vegas	11
4.	4-17-1971	Florida State	10
	4-14-1990	N.C. State	10

Clemson • Inning 7

Rk	Date	Opponent	Runs
1.	4-17-1951	Furman	11
	4-2-1958	The Citadel	11
	4-18-2000	Elon	11
4.	3-19-1974	at Florida	10
	5-13-1982	at Georgia Southern	10


Clemson • Inning 8

Rk	Date	Opponent	Runs
1.	4-10-2005	Duke	12
2.	4-1-1950	at Presbyterian College	11
	3-3-1975	West Virginia	11
4.	2-27-1980	Georgia	10
	4-23-2002	Furman	10

Clemson • Inning 9

Rk	Date	Opponent	Runs
1.	4-7-1979	at N.C. State	18
2.	4-14-1995	at N.C. State	11

TYLER COLVIN HIT TWO DOUBLES AND SCORED TWO RUNS IN CLEMSON'S 11-RUN SECOND INNING AGAINST FLORIDA STATE ON MAY 3, 2004.



Opponent • Overall

Rk	Date	Opponent	Inning	Runs
1.	4-28-1930	at South Carolina	7	13
2.	4-10-1993	at N.C. State	1	12
	4-23-1997	at South Carolina	5	12
4.	4-5-1997	at Florida State	6	11
5.	4-11-1929	Michigan	5	10
	3-31-1949	Duke	5	10
	3-20-1976	at Georgia Southern	8	10
	4-8-1981	at Georgia	5	10
	5-14-1994	at Georgia Tech	5	10

Opponent • Inning 1

Rk	Date	Opponent	Runs
1.	4-10-1993	at N.C. State	12
2.	3-24-1950	Michigan State	8
	4-17-1985	Maryland*	8

* - Atlanta, GA

Opponent • Inning 2

Rk	Date	Opponent	Runs
1.	4-7-1937	at Erskine	9
2.	5-13-1950	The Citadel	8
	6-15-1958	Holy Cross*	8
	3-12-1972	at Florida State	8

* - Omaha, NE

Opponent • Inning 3

Rk	Date	Opponent	Runs
1.	4-18-1949	Wofford	9
	4-24-1977	Wake Forest	9
3.	4-12-1955	Maryland	8
	5-4-1962	at Wake Forest	8
	4-12-1990	at South Carolina	8
	4-19-1997	at N.C. State	8

Opponent • Inning 4

Rk	Date	Opponent	Runs
1.	5-7-1969	at Davidson	9
2.	3-27-1954	Ohio State*	8
	2-2-1986	at Georgia Southern	8
	5-14-2010	at Wake Forest	8

* - Winter Park, FL

Opponent • Inning 5

Rk	Date	Opponent	Runs
1.	4-23-1997	at South Carolina	12
2.	3-31-1949	at Duke	10
	4-8-1981	at Georgia	10
	5-14-1994	at Georgia Tech	10
	5-28-1999	Missouri State*	10

* - Fayetteville, AR

Opponent • Inning 6

Rk	Date	Opponent	Runs
1.	4-5-1997	at Florida State	11
2.	4-11-1929	Michigan	10
3.	4-7-1952	Wake Forest	9
	3-18-2006	at Virginia	9
5.	3-28-1985	at Virginia	8
	4-29-2005	Georgia Tech	8

Opponent • Inning 7

Rk	Date	Opponent	Runs
1.	4-28-1930	at South Carolina	13
2.	4-12-1955	Maryland	8
	3-28-1966	Ohio	8
	3-19-1976	at Jacksonville	8
	4-29-1983	at Western Carolina	8
	4-24-1985	at Georgia	8
	6-2-2001	at Miami (FL)	8

Opponent • Inning 8

Rk	Date	Opponent	Runs
1.	3-20-1976	at Georgia Southern	10
2.	4-4-1949	Georgia	9
	5-8-1995	at Georgia Southern	9
4.	5-23-1966	at Florida State	8
	4-9-1969	at Georgia	8
	3-25-1997	at Western Carolina	8
	3-5-1999	Liberty	8
	4-16-2006	at Georgia Tech	8
	4-5-2008	at Miami (FL)	8

Opponent • Inning 9

Rk	Date	Opponent	Runs
1.	4-19-1949	Presbyterian College	9

Note: Bold denotes a Clemson home game.



CLEMSON IN THE POLLS

RECORDS

1987			
Date	BA	CB	
Pre	---	---	
2-16	14	---	
2-23	13	---	
3-2	13	---	
3-9	13	20	
3-16	10	8	
3-23	10	7	
3-30	8	8	
4-6	8	10	
4-13	9	6	
4-20	9	7	
4-27	11	12	
5-4	9	11	
5-11	9	9	
5-18	10	13	
5-26	10	10	
Final	10	10	

1988			
Date	BA	CB	
Pre	---	---	
2-21	---	---	
3-1	---	---	
3-8	23	17	
3-15	19	9	
3-22	20	17	
3-29	20	20	
4-5	16	17	
4-12	12	13	
4-19	12	10	
4-26	11	7	
5-3	11	6	
5-10	10	7	
5-17	14	13	
5-24	14	8	
Final	15	21	

1989			
Date	BA	CB	
Pre	13	15	
2-13	14	16	
2-20	13	16	
2-27	15	21	
3-6	13	19	
3-13	14	14	
3-20	13	14	
3-27	14	11	
4-3	11	10	
4-10	8	7	
4-17	12	9	
4-24	16	15	
5-1	18	---	
5-8	18	24	
5-15	25	---	
5-22	19	16	
Final	14	14	

1990			
Date	BA	CB	
Pre	20	20	
2-13	20	18	
2-20	20	18	
2-27	18	16	
3-6	18	16	
3-13	18	14	
3-20	17	12	
3-27	25	19	
4-3	---	---	
4-10	---	---	
4-17	---	---	
4-24	---	---	
5-1	22	18	
5-8	---	23	
5-15	---	23	
5-22	---	---	
5-29	---	---	
Final	---	---	

1991			
Date	BA	CB	
Pre	---	22	
2-12	---	22	
2-19	---	22	
2-26	---	22	
3-5	18	22	
3-12	16	23	
3-19	15	14	

3-26	14	16
4-2	13	13
4-9	11	10
4-16	11	11
4-23	6	8
4-30	5	6
5-6	5	5
5-13	4	5
5-20	4	4
5-27	4	3
Final	4	8

1992			
Date	BA	CB	
Pre	18	24	
2-17	18	24	
2-24	16	22	
3-2	14	18	
3-9	10	9	
3-16	10	6	
3-23	8	7	
3-30	5	4	
4-7	4	3	
4-14	3	2	
4-21	3	2	
4-28	4	3	
5-5	4	4	
5-12	4	3	
5-19	5	6	
5-26	7	10	
Final	7	10	

1993			
Date	BA	CB	SW
Pre	19	21	20
2-8	20	21	20
2-22	22	---	22
3-1	20	25	22
3-8	24	---	18
3-15	24	---	16
3-22	---	---	19
3-29	---	---	22
4-5	---	---	18
4-12	---	---	16
4-19	---	---	17
4-26	---	---	22
5-3	---	---	19
5-10	22	---	15
5-17	22	25	12
5-24	16	22	11
Final	17	17	16

1994			
Date	BA	CB	SW
2-14	---	25	NP
2-21	---	17	NP
2-28	---	22	NP
3-7	---	15	NP
3-14	---	7	NP
3-21	---	7	NP
3-28	15	14	7
4-4	13	12	7
4-11	8	7	5
4-18	8	6	4
4-25	9	4	5
5-2	6	1	2
5-9	3	1	1
5-16	1	1	1
5-23	1	1	1
5-31	4	9	NP
Final	4	9	9

1995			
Date	BA	CB	SW
Pre	5	4	5
2-13	5	4	5
2-20	9	8	7
2-27	8	8	7
3-6	6	6	4
3-13	4	5	4
3-20	2	2	2
3-27	1	1	1
4-3	3	3	4
4-10	2	2	3
4-17	2	2	2
4-24	5	4	6
5-1	3	4	3
5-8	3	4	3
5-15	5	7	5

5-22	4	5	6
5-29	4	4	5
Final	8	8	8

1996			
Date	BA	CB	SW
Pre	7	21	8
2-13	7	21	NP
2-20	11	22	19
2-27	10	18	15
3-5	5	9	8
3-12	5	5	6
3-19	6	10	9
3-26	7	9	7
4-2	9	9	8
4-9	9	9	7
4-16	4	8	4
4-23	7	12	8
4-30	11	16	9
5-7	6	10	8
5-14	5	8	5
5-21	8	10	9
5-27	5	7	NP
Final	5	4	4

1997			
Date	BA	CB	SW
Pre	22	17	18
2-10	22	17	NP
2-17	22	17	13
2-24	19	10	11
3-3	21	12	13
3-10	13	12	12
3-17	11	10	10
3-24	16	15	13
3-31	17	18	13
4-7	---	25	15
4-14	---	---	17
4-21	---	---	22
4-28	---	---	23
5-5	---	---	21
5-12	---	---	20
5-19	---	25	22
5-26	---	---	NP
Final	---	---	24

1998			
Date	BA	CB	SW
Pre	---	16	22
2-9	23	16	NP
2-16	23	16	16
2-23	21	14	13
3-2	16	10	10
3-9	12	5	7
3-16	10	5	6
3-23	8	4	4
3-30	7	5	4
4-6	7	5	3
4-13	9	8	7
4-20	8	7	4
4-27	7	7	3
5-4	8	10	5
5-11	13	18	9
5-18	18	18	14
5-25	21	23	NP
Final	21	23	19

1999			
Date	BA	CB	SW
Pre	14	20	16
2-8	14	22	NP
2-15	11	20	13
2-22	12	20	14
3-1	19	---	22
3-8	---	---	---
3-15	---	---	---
3-22	---	---	---
3-29	---	---	---
4-5	---	---	---
4-12	---	---	---
4-19	---	---	---
4-26	---	23	---
5-3	---	23	---
5-10	---	19	---
5-17	---	19	---
5-24	24	16	---
5-31	17	12	NP
6-7	17	13	NP
Final	17	13	14

2000			
Date	BA	CB	SW
Pre	24	11	15
2-7	19	NP	NP
2-14	19	11	18
2-21	17	9	13
2-28	15	8	12
3-6	16	8	10
3-13	10	4	7
3-20	7	1	5
3-27	4	1	4
4-3	9	8	7
4-10	7	6	6
4-17	9	7	6
4-24	7	7	5
5-1	8	9	8
5-8	6	8	6
5-15	7	6	7
5-22	9	8	8
5-29	7	5	NP
6-5	3	3	NP
Final	7	6	5

2001			
Date	BA	CB	SW
Pre	10	5	5
2-5	10	5	NP
2-12	13	5	8
2-19	14	10	10
2-26	14	13	13
3-5	14	13	15
3-12	14	10	14
3-19	14	10	11
3-26	13	14	12
4-2	11	8	12
4-9	17	17	18
4-16	12	13	18
4-23	12	12	15
4-30	17	14	16
5-7	17	13	16
5-14	15	13	17
5-21	19	14	20
5-28	17	12	NP

6-4	17	13	NP
Final	17	13	14

2002			
Date	BA	CB	SW
Pre	2	6	5
2-11	2	4	4
2-18	3	4	4
2-25	2	3	3
3-4	2	3	3
3-11	2	2	2
3-18	2	2	2
3-25	2	1	1
4-1	1	1	1
4-8	1	1	1
4-15	1	1	1
4-22	1	1	1
4-29	1	1	1
5-6	1	1	1
5-13	1	1	1
5-20	6	6	5
5-27	5	7	4
6-3	5	5	NP
6-10	4	4	NP
Final	3	3	3

2003			
Date	BA	CB	SW
Pre	19	18	15
2-3	NP	18	NP
2-10	19	18	14
2-17	18	17	12
2-24	19	19	18
3-3	19	19	18
3-10	19	19	18
3-17	17	14	16
3-24	14	10	13
3-31	20	15	17
4-7	18	13	14
4-14	19	15	15
4-21	---	23	20
4-28	20	16	14
5-5	20	15	14
5-12	---	---	19
5-19	24	21	17
5-26	---	---	21
6-2	---	---	NP
6-9	---	---	NP
Final	---	---	---

2004			
Date	BA	CB	
Pre	11	17	
2-9	11	17	
2-16	11	17	
2-23	11	17	
3-1	18	---	
3-8	25	---	
3-15	---	---	
3-22	---	---	
3-29	---	---	
4-5	---	23	
4-12	---	---	
4-19	---	17	
4-26	22	11	
5-3	---	13	

ACC TOURNAMENT RESULTS

Year	Site	W-L	Score	Opponent
1973	Chapel Hill, NC	W	10-6	Wake Forest
	Chapel Hill, NC	W	3-1	Virginia
	Chapel Hill, NC	L	4-8	N.C. State
	Chapel Hill, NC	L ⁽¹⁰⁾	2-3	N.C. State
1974	Raleigh, NC	W	6-4	North Carolina
	Raleigh, NC	L	2-3	Virginia
	Raleigh, NC	W	9-6	Virginia
	Raleigh, NC	W	12-5	N.C. State
	Raleigh, NC	L	6-8	N.C. State
1975	Chapel Hill, NC	L	2-7	North Carolina
	Chapel Hill, NC	W	15-1	Wake Forest
	Chapel Hill, NC	W	7-6	North Carolina
	Chapel Hill, NC	L	2-3	N.C. State
1976	Clemson, SC	W	2-0	Wake Forest
	Clemson, SC	W	2-1	Maryland
	Clemson, SC	W	3-2	Maryland
	Clemson, SC	W	10-3	N.C. State
1977	Clemson, SC	L	4-5	Wake Forest
	Clemson, SC	W	14-6	N.C. State
	Clemson, SC	L	9-22	Wake Forest
	Clemson, SC	W	12-1	N.C. State
1978	Clemson, SC	W	13-0	Duke
	Clemson, SC	W	7-2	Wake Forest
	Clemson, SC	W	4-0	Wake Forest
	Clemson, SC	W	9-4	Maryland
1980	Raleigh, NC	W	5-4	N.C. State
	Raleigh, NC	W	12-3	North Carolina
	Raleigh, NC	W	7-6	Georgia Tech
	Raleigh, NC	L	0-1	Duke
1981	Chapel Hill, NC	W	6-5	Wake Forest
	Chapel Hill, NC	W	7-4	North Carolina
	Chapel Hill, NC	W	9-2	Duke
	Chapel Hill, NC	W	7-5	North Carolina
1982	Chapel Hill, NC	W	10-9	Duke
	Chapel Hill, NC	W	16-2	Georgia Tech
	Chapel Hill, NC	L	4-6	Virginia
	Chapel Hill, NC	L	0-3	North Carolina
1983	Chapel Hill, NC	W	12-5	Virginia
	Chapel Hill, NC	W	8-1	N.C. State
	Chapel Hill, NC	L	5-6	North Carolina
	Chapel Hill, NC	W	14-7	Duke
1984	Chapel Hill, NC	W	5-2	North Carolina
	Chapel Hill, NC	L	1-10	North Carolina
	Durham, NC	L	5-8	Duke
	Durham, NC	W	7-6	Virginia
1985	Durham, NC	W	12-1	Maryland
	Durham, NC	L	6-7	North Carolina
	Atlanta, GA	W	17-12	Maryland
	Atlanta, GA	W	3-2	North Carolina
1986	Atlanta, GA	L	9-12	Georgia Tech
	Atlanta, GA	W	10-8	Virginia
	Atlanta, GA	L	5-7	Georgia Tech
	Durham, NC	W	6-5	Wake Forest
1987	Durham, NC	L	5-16	Georgia Tech
	Durham, NC	W	7-2	Maryland
	Durham, NC	L	4-6	N.C. State
	Durham, NC	L	4-6	N.C. State

RECORDS BY SITE & OPPONENT

Site	Years	W-L	Runs	Titles	Team	W-L	Runs
Atlanta, GA	1	3-2	44-41	0	Boston College	0-0	0-0
Clemson, SC	3	8-2	76-42	2	Duke	8-4	91-51
Chapel Hill, NC	5	17-9	168-111	1	Florida State	9-11	97-104
Durham, NC	7	10-13	123-133	0	Georgia Tech	16-10	208-160
Fort Mill, SC	2	4-4	55-49	0	Maryland	12-0	104-30
Greensboro, NC	2	2-4	37-40	0	Miami (FL)	2-1	15-12
Greenville, SC	9	35-12	349-196	4	North Carolina	16-11	138-129
Jacksonville, FL	4	9-6	89-73	1	N.C. State	18-11	218-154
Raleigh, NC	2	7-2	65-37	1	Virginia	10-8	102-87
Saint Petersburg, FL	2	6-4	58-56	0	Virginia Tech	0-1	8-9
Salem, VA	2	2-4	37-41	0	Wake Forest	12-5	120-83
Totals	39	103-62	1101-819	9	Totals	103-62	1101-819

Year	Site	W-L	Score	Opponent
1987	Greenville, SC	W	11-4	Wake Forest
	Greenville, SC	W	9-4	North Carolina
	Greenville, SC	W	8-0	N.C. State
	Greenville, SC	L	1-7	Georgia Tech
1988	Greenville, SC	L	7-11	N.C. State
	Greenville, SC	W	9-1	Duke
	Greenville, SC	L	0-1	North Carolina
	Greenville, SC	W	9-0	Maryland
1989	Greenville, SC	W	5-4	North Carolina
	Greenville, SC	L	6-7	North Carolina
	Greenville, SC	W	8-0	Maryland
	Greenville, SC	W	9-3	Georgia Tech
1990	Greenville, SC	W	5-4	North Carolina
	Greenville, SC	W	9-2	N.C. State
	Greenville, SC	W	12-4	North Carolina
	Greenville, SC	W	13-3	Duke
1991	Greenville, SC	W	7-3	Virginia
	Greenville, SC	L	1-3	North Carolina
	Greenville, SC	L	5-6	N.C. State
	Greenville, SC	W	13-1	Maryland
1992	Greenville, SC	W	7-2	Wake Forest
	Greenville, SC	W	6-5	Georgia Tech
	Greenville, SC	W	7-4	Virginia
	Greenville, SC	W	24-8	Georgia Tech
1993	Greenville, SC	W	3-2	Virginia
	Greenville, SC	W	5-2	Florida State
	Greenville, SC	L	1-11	N.C. State
	Greenville, SC	W	5-4	Georgia Tech
1994	Greenville, SC	W	11-0	Florida State
	Greenville, SC	L	3-7	N.C. State
	Greenville, SC	W	4-2	Duke
	Greenville, SC	W	6-1	Florida State
1995	Greenville, SC	W	9-8	Georgia Tech
	Greenville, SC	W	7-4	North Carolina
	Greenville, SC	L	5-7	Florida State
	Greenville, SC	W	11-7	N.C. State
1996	Chapel Hill, NC	W	7-1	Maryland
	Chapel Hill, NC	W	17-5	N.C. State
	Chapel Hill, NC	W	9-6	Georgia Tech
	Chapel Hill, NC	L	4-10	Florida State
1997	Chapel Hill, NC	L	4-10	Florida State
	Chapel Hill, NC	W	6-1	Duke
	Chapel Hill, NC	L	2-4	Georgia Tech
	Chapel Hill, NC	L	1-2	Florida State
1998	Saint Petersburg, FL	W	8-6	Wake Forest
	Saint Petersburg, FL	W	7-4	Georgia Tech
	Saint Petersburg, FL	L	4-8	Florida State
	Saint Petersburg, FL	W	11-6	N.C. State
1999	Saint Petersburg, FL	L	0-10	Florida State
	Durham, NC	L	1-4	North Carolina
	Durham, NC	L	6-10	Georgia Tech
	Durham, NC	W	7-6	N.C. State
2000	Durham, NC	L	3-6	Wake Forest
	Durham, NC	W	7-6	Maryland
	Durham, NC	W	8-7	Florida State
	Durham, NC	L	5-9	Wake Forest
2001	Fort Mill, SC	W	9-5	Virginia
	Fort Mill, SC	W	8-4	Florida State
	Fort Mill, SC	L	8-9	Georgia Tech
	Fort Mill, SC	W	12-5	Virginia
2002	Fort Mill, SC	L	4-8	Georgia Tech
	Fort Mill, SC	L	3-7	Virginia
	Fort Mill, SC	W	7-6	North Carolina
	Fort Mill, SC	L	4-5	Florida State
2003	Saint Petersburg, FL	W	10-0	Georgia Tech
	Saint Petersburg, FL	L	4-9	Florida State
	Saint Petersburg, FL	W	5-3	N.C. State
	Saint Petersburg, FL	W	8-6	Wake Forest
2004	Saint Petersburg, FL	L	1-4	Florida State
	Salem, VA	L	2-10	North Carolina
	Salem, VA	L	4-7	Duke
	Salem, VA	W	7-6	North Carolina
2005	Salem, VA	L	7-11	Georgia Tech
	Salem, VA	W	12-1	N.C. State
	Salem, VA	L	5-6	North Carolina
	Salem, VA	L	1-8	Virginia
2006	Jacksonville, FL	W	9-1	Miami (FL)
	Jacksonville, FL	W	5-4	N.C. State
	Jacksonville, FL	L	4-5	Virginia
	Jacksonville, FL	W	13-1	Wake Forest
2007	Jacksonville, FL	W	3-2	Georgia Tech
	Jacksonville, FL	L	7-8	Georgia Tech
	Jacksonville, FL	W	16-11	Georgia Tech
	Jacksonville, FL	W	8-4	N.C. State
2008	Jacksonville, FL	W	5-4	Miami (FL)
	Jacksonville, FL	L	2-3	Wake Forest
	Jacksonville, FL	W	5-1	Florida State
	Jacksonville, FL	L	1-7	Miami (FL)
2009	Jacksonville, FL	L	0-10	N.C. State
	Jacksonville, FL	W	10-4	Georgia Tech
	Durham, NC	L	5-6	Virginia
	Durham, NC	L	4-10	Duke
2010	Durham, NC	W	4-3	North Carolina
	Greensboro, NC	L	8-13	N.C. State
	Greensboro, NC	L	8-9	Virginia Tech
	Greensboro, NC	W	9-3	Georgia Tech
2011	Durham, NC	W	9-0	Georgia Tech
	Durham, NC	L	3-6	Florida State
	Durham, NC	W	6-3	N.C. State
	Durham, NC	L	2-3	Virginia
2012	Greensboro, NC	W	9-7	Florida State
	Greensboro, NC	L	1-5	Georgia Tech
	Greensboro, NC	W	9-7	Florida State
	Greensboro, NC	L	1-5	Georgia Tech
Totals		103-62 (.624)	39 Tournaments	

Note: Championship-clinching wins in bold.

THE 2013 ACC TOURNAMENT WILL RETURN TO DURHAM (NC) BULLS ATHLETIC PARK. IT WILL BE THE SIXTH TIME THE FACILITY HOSTS THE ANNUAL EVENT.



NCAA TOURNAMENT RESULTS

RECORDS

NCAA TOURNAMENT RECORDS

NCAA Tournament Appearances

Rk	Team	App.
1.	Texas	55
2.	Florida State	50
3.	Miami (FL)	41
4.	Oklahoma State	38
5.	Clemson	37
6.	Southern California	36
7.	Arizona State	35
8.	Cal State Fullerton	34
	Oklahoma	34
	Saint John's	34

Consecutive NCAA Tournament Appearances

Rk	Team	App.	Years
1.	Miami (FL)	40	1973-12
2.	Florida State	35	1978-12
3.	Clemson	21	1987-07
	Cal State Fullerton	21	1992-12
5.	Oklahoma State	19	1981-99
6.	Rice	18	1995-12
	Texas	18	1979-96
8.	Louisiana State	17	1989-05
9.	Northern Colorado	15	1952-66
	Oral Roberts	15	1998-12

College World Series Appearances

Rk	Team	App.
1.	Texas	34
2.	Miami (FL)	23
3.	Arizona State	22
4.	Florida State	21
	Southern California	21
6.	Oklahoma State	19
7.	Arizona	16
	Cal State Fullerton	16
	Stanford	16
10.	Louisiana State	15
11.	Clemson	12
12.	South Carolina	11
13.	Northern Colorado	10
	Oklahoma	10

	Waco, TX	L	1-6	Baylor
2006	Clemson, SC	W	3-0	North Carolina-Asheville
	Clemson, SC	W	13-3	Elon
	Clemson, SC	W	8-6	Mississippi State
	Clemson, SC	W	11-8	Oral Roberts
	Clemson, SC	W	6-5	Oral Roberts
	* Omaha, NE	W	8-4	Georgia Tech
	* Omaha, NE	L	0-2	North Carolina
	* Omaha, NE	L	6-7	Cal State Fullerton
2007	Myrtle Beach, SC	W	3-2	Saint John's
	Myrtle Beach, SC	W	11-8	Coastal Carolina
	Myrtle Beach, SC	W	15-3	Coastal Carolina
	Starkville, MS	L	6-8	Mississippi State
	Starkville, MS	L	5-8	Mississippi State
2009	Clemson, SC	W	5-4	Tennessee Tech
	Clemson, SC	L	2-3	Oklahoma State
	Clemson, SC	W	10-0	Tennessee Tech
	Clemson, SC	W	15-1	Oklahoma State
	Clemson, SC	W	6-5	Oklahoma State
	Tempe, AZ	L	4-7	Arizona State
	Tempe, AZ	L	2-8	Arizona State
2010	Auburn, AL	W	10-1	Southern Mississippi
	Auburn, AL	W	5-2	Auburn
	Auburn, AL	L	10-11	Auburn
	Auburn, AL	W	13-7	Auburn
	Clemson, SC	L	4-5	Alabama
	Clemson, SC	W	19-5	Alabama
	Clemson, SC	W	8-6	Alabama
	* Omaha, NE	W	6-3	Arizona State
	* Omaha, NE	W	6-4	Oklahoma
	* Omaha, NE	L	1-5	South Carolina
	* Omaha, NE	L	3-4	South Carolina
2011	Clemson, SC	W	11-1	Sacred Heart
	Clemson, SC	W	12-7	Coastal Carolina
	Clemson, SC	L	6-7	Connecticut
	Clemson, SC	L	1-14	Connecticut
2012	Columbia, SC	W	11-3	Coastal Carolina
	Columbia, SC	L ⁽¹²⁾	4-5	South Carolina
	Columbia, SC	W	5-3	Coastal Carolina
	Columbia, SC	L	3-4	South Carolina

Totals 112-81 (.580) 37 Tournaments
 * - College World Series; Note: Championship-clinching wins in bold.




Year	Site	W-L	Score	Opponent
1947	Charlotte, NC	L	2-8	Alabama
	Charlotte, NC	W	8-3	Auburn
	Charlotte, NC	W	1-0	Alabama
	Charlotte, NC	W	4-1	Alabama
	New Haven, CT	L	3-7	Yale
1950	Kannapolis, NC	L	1-6	Alabama
	Kannapolis, NC	L	2-4	Kentucky
1958	Gastonia, NC	L	6-8	Florida
	Gastonia, NC	W	4-2	George Washington
	Gastonia, NC	W ⁽¹⁰⁾	8-5	Florida State
	Gastonia, NC	W	15-14	Florida
	Gastonia, NC	W	3-1	Florida
	* Omaha, NE	W	3-1	Arizona
	* Omaha, NE	L	4-17	Holy Cross
	* Omaha, NE	L	3-5	Western Michigan
1959	Gastonia, NC	W	9-6	Georgia Tech
	Gastonia, NC	W	24-2	Florida State
	Gastonia, NC	W	5-0	Florida State
	* Omaha, NE	L ⁽¹²⁾	2-3	Arizona
	* Omaha, NE	W	7-1	Colorado State
	* Omaha, NE	L	0-7	Penn State
1967	Gastonia, NC	L	3-5	Florida State
	Gastonia, NC	W	5-0	West Virginia
	Gastonia, NC	W	6-4	Florida State
	Gastonia, NC	W	3-2	Auburn
	Gastonia, NC	L ⁽¹³⁾	5-6	Auburn
1975	Ypsilanti, MI	L	3-5	Eastern Michigan
	Ypsilanti, MI	L	4-5	Penn State
1976	Columbia, SC	W	13-2	Furman
	Columbia, SC	W	10-4	South Carolina
	Columbia, SC	W	6-2	Furman
	* Omaha, NE	W	9-4	Auburn
	* Omaha, NE	L ⁽¹⁰⁾	2-3	Eastern Michigan
	* Omaha, NE	L	6-10	Arizona
1977	Coral Gables, FL	W	8-7	Mississippi
	Coral Gables, FL	W	7-2	Miami (FL)
	Coral Gables, FL	L	3-10	Miami (FL)
	Coral Gables, FL	W	10-9	Miami (FL)
	* Omaha, NE	L	7-10	Arizona State
	* Omaha, NE	W	13-4	Temple
	* Omaha, NE	L	0-1	Cal State Los Angeles
1978	Coral Gables, FL	W	8-5	Miami (FL)
	Coral Gables, FL	L	3-9	Marshall
	Coral Gables, FL	L	5-7	Miami (FL)
1979	Coral Gables, FL	W	8-4	Georgia Southern
	Coral Gables, FL	L	1-2	Miami (FL)
	Coral Gables, FL	W	2-0	Georgia Southern
	Coral Gables, FL	L	1-4	Miami (FL)
1980	Clemson, SC	W	22-4	East Tennessee State
	Clemson, SC	W	6-2	South Carolina
	Clemson, SC	W	17-12	South Carolina
	* Omaha, NE	L	5-13	Miami (FL)
	* Omaha, NE	L	4-6	California
1981	Clemson, SC	L	2-7	Wichita State
	Clemson, SC	L	1-2	East Tennessee State
1987	Huntsville, AL	W	8-0	West Virginia
	Huntsville, AL	W	6-3	Seton Hall
	Huntsville, AL	L	5-6	Arkansas
	Huntsville, AL	W	6-3	Auburn
	Huntsville, AL	L	2-4	Arkansas
1988	New Britain, CT	W ⁽¹⁹⁾	3-2	Fordham
	New Britain, CT	L	1-6	Rutgers
	New Britain, CT	W	11-1	Saint John's
	New Britain, CT	L	7-8	Kentucky
1989	Tallahassee, FL	W	6-2	Stetson
	Tallahassee, FL	L	7-14	Auburn
	Tallahassee, FL	W	13-5	Stetson
	Tallahassee, FL	W	11-1	Auburn
	Tallahassee, FL	L	1-8	Florida State
1990	Austin, TX	L	6-9	Creighton
	Austin, TX	W	8-5	Texas-Arlington
	Austin, TX	L	3-4	Creighton
1991	Orono, ME	W	13-5	Princeton
	Orono, ME	W	8-3	Villanova
	Orono, ME	W	10-9	Mississippi State
	Orono, ME	W	13-5	Maine
	* Omaha, NE	L	4-8	Creighton
	* Omaha, NE	L	11-12	Long Beach State
1992	Starkville, MS	W	8-4	Yale
	Starkville, MS	L	5-6	UCLA
	Starkville, MS	L	6-7	Oklahoma
1993	Knoxville, TN	W	7-3	Rutgers
	Knoxville, TN	W	10-3	Fresno State
	Knoxville, TN	L	4-11	Fresno State
	Knoxville, TN	L	1-9	Kansas
1994	Clemson, SC	W	5-1	The Citadel
	Clemson, SC	L	1-8	Notre Dame
	Clemson, SC	W	6-1	Old Dominion

	Clemson, SC	L	5-11	Auburn
1995	Clemson, SC	W	8-4	Navy
	Clemson, SC	W	11-5	Jacksonville
	Clemson, SC	W	9-5	Winthrop
	Clemson, SC	W	7-4	Alabama
	* Omaha, NE	L	1-3	Tennessee
	* Omaha, NE	L	3-8	Stanford
1996	Clemson, SC	W	9-1	Charleston Southern
	Clemson, SC	W	5-1	Old Dominion
	Clemson, SC	W	6-3	West Virginia
	Clemson, SC	W	12-5	Tennessee
	* Omaha, NE	L	3-7	Miami (FL)
	* Omaha, NE	W ⁽¹⁰⁾	8-5	Oklahoma State
	* Omaha, NE	W	14-13	Alabama
	* Omaha, NE	L	5-14	Miami (FL)
1997	Lubbock, TX	W	13-9	Nevada
	Lubbock, TX	L	6-10	Rice
	Lubbock, TX	L	7-12	Texas State
1998	Clemson, SC	W	12-3	The Citadel
	Clemson, SC	L ⁽¹⁶⁾	1-2	South Alabama
	Clemson, SC	L	5-8	Southern California
1999	Fayetteville, AR	L	5-23	Missouri State
	Fayetteville, AR	W	17-3	Delaware
	Fayetteville, AR	W	12-4	Arkansas
	Fayetteville, AR	W	8-7	Missouri State
	Fayetteville, AR	W	7-5	Missouri State
	College Station, TX	L	3-20	Texas A&M
	College Station, TX	W	10-3	Texas A&M
	College Station, TX	L	4-5	Texas A&M
2000	Clemson, SC	W	4-0	Middle Tennessee
	Clemson, SC	W	9-3	Illinois
	Clemson, SC	W	21-3	Middle Tennessee
	Clemson, SC	W	11-4	Mississippi State
	Clemson, SC	W	9-4	Mississippi State
	* Omaha, NE	W	10-6	San Jose State
	* Omaha, NE	L	4-10	Stanford
	* Omaha, NE	L	4-5	Louisiana-Lafayette
2001	Clemson, SC	W	4-1	William & Mary
	Clemson, SC	W	24-4	Seton Hall
	Clemson, SC	W	8-2	Seton Hall
	Coral Gables, FL	L	8-10	Miami (FL)
	Coral Gables, FL	L	6-14	Miami (FL)
2002	Clemson, SC	W	15-1	Georgia Southern
	Clemson, SC	W	4-2	East Carolina
	Clemson, SC	W	21-1	East Carolina
	Clemson, SC	L	6-9	Arkansas
	Clemson, SC	W	8-7	Arkansas
	Clemson, SC	W	7-4	Arkansas
	* Omaha, NE	W	11-10	Nebraska
	* Omaha, NE	W	9-7	Georgia Tech
	* Omaha, NE	L	4-12	South Carolina
	* Omaha, NE	L	2-10	South Carolina
2003	Auburn, AL	L	8-10	Ohio State
	Auburn, AL	W ⁽¹⁰⁾	7-6	Princeton
	Auburn, AL	L	0-15	Auburn
2004	Athens, GA	W	10-6	Birmingham-Southern
	Athens, GA	L	3-6	Georgia
	Athens, GA	W	5-4	Birmingham-Southern
	Athens, GA	W	10-9	Georgia
	Athens, GA	L ⁽¹⁰⁾	6-7	Georgia
2005	Clemson, SC	W	12-2	North Carolina A&T
	Clemson, SC	W	6-0	College of Charleston
	Clemson, SC	W	8-3	Oral Roberts
	Waco, TX	W	4-2	Baylor
	Waco, TX	L	1-7	Baylor

BILL WILHELM

In his 36 seasons as a head coach, all in Tigertown, the late Bill Wilhelm amassed a record of 1,161-536-10 (.683), making him the fifth-winningest coach in the history of college baseball at the time of his retirement. Wilhelm earned his place among the true legends of college baseball and is still tied for the 18th-winningest head coach in NCAA Division I history.



For his remarkable career achievements, Wilhelm was inducted into the National College Baseball Hall of Fame in 2011. He became the first person associated with Clemson to be inducted into the Hall of Fame in Lubbock, TX, which inducted its first class in 2006. Wilhelm was also inducted into the state of South Carolina Athletic Hall of Fame and Clemson Athletic Hall of Fame in 2012.

Serving as head baseball coach at one school for your entire career is quite an accomplishment. Having 36 seasons under your belt is an even greater accomplishment. But spending your entire 36-year career at one school and never having a losing season is incredible. That is one of many accomplishments for the former Tiger coach.

Wilhelm coached his first game at Clemson, a 7-5 win against Michigan State, on March 24, 1958, and the wins never stopped in his 36 years and 1,707 games.

Wilhelm had five different teams record at least 50 wins, but his 1993 and last edition may have been his most overachieving one. The ACC Tournament proved to

be magic, as the Tigers went through the five-day tourney with a 5-1 record, including a come-from-behind 11-7 win over N.C. State in the championship game.

Clemson received a #2 seed in the Midwest Regional in Knoxville, TN, the sixth-straight year the Tigers were a #1 or #2 seed heading into NCAA play. In the regional, the 1993 team set the Tiger record for wins against top-25 teams in a season (13), so the 45 wins were accomplished against a tough schedule. Thirty-two of the 65 games were against teams that played in the NCAA Tournament.

Although Wilhelm had many rewarding years at Clemson, the 1991 season was his most successful in terms of wins. The Tigers ran up a 60-10 record that season, the best record in the nation, captured the ACC regular-season title, swept the ACC Tourney and the NCAA Northeast Regional, and earned a berth to the College World Series. The 60 wins set a league record for victories in a season, breaking the old record of 54, set by the 1987 and 1988 teams.

His 1991 team ranked #4 in *Baseball America's* final poll. The trip to Omaha marked the sixth of his career, and the Tigers' ACC title was his 10th as head coach. He was named District III Diamond Coach-of-the-Year along with ACC Coach-of-the-Year in 1991.

In his last years, Wilhelm took the Tigers to the NCAA

Tourney seven times and his teams posted a 356-115-1 record, an average of nearly 51 wins a year. He took a team to the NCAA Tournament 17 times in his career.

ALL-TIME WINNINGEST DIVISION I COACHES

Rk	Head Coach	Current/Last School	Years	W	L	T	Win %
1.	* Gene Stephenson	Wichita State	35	1798	647	3	.735
2.	* Augie Garrido	Texas	41	1761	785	8	.691
3.	* Mike Martin	Florida State	33	1723	594	4	.743
4.	* Mark Marquess	Stanford	36	1463	759	7	.658
5.	Cliff Gustafson	Texas	29	1427	373	2	.792
6.	Ron Polk	Mississippi State	35	1373	702	2	.662
7.	* Jim Morris	Miami (FL)	31	1354	588	4	.697
8.	Rod Dedeaux	Southern California	44	1342	597	16	.691
9.	Bob Bennett	Fresno State	34	1300	757	8	.631
10.	Ron Fraser	Miami (FL)	30	1267	440	9	.741
11.	Jack Stallings	Georgia Southern	39	1255	799	10	.610
12.	Larry Cochell	Oklahoma	35	1235	762	3	.618
13.	Jim Dietz	San Diego State	31	1230	751	18	.620
14.	* Jack Leggett	Clemson	33	1224	694	1	.638
15.	Richard Jones	Illinois	36	1214	719	6	.628
16.	* Jim Gilligan	Lamar	34	1206	775	7	.608
17.	* Pete Dunn	Stetson	33	1202	761	3	.612
18.	Bill Wilhelm	Clemson	36	1161	536	10	.683
	Norm DeBryn	Arkansas	33	1161	650	6	.641
20.	Chuck Brayton	Washington State	33	1158	525	6	.687

* - active; Note: Records are through the 2012 season; only includes records as a head coach at a Division I school.

WILHELM'S ACCOMPLISHMENTS

- 1161-536-10 in 36 seasons at Clemson (1958-93)
- 5 seasons of at least 50 wins
- 6 NCAA District Championships
- 6 trips to the College World Series
- 7 ACC Tournament titles (tournament started in 1973)
- 11 ACC Championships
- 16 top-25 seasons
- 17 NCAA Regional appearances
- 19 ACC regular-season titles (including ties)
- 20 All-Americans
- 27 players went on to play in the Major Leagues
- 34 players chosen to the NCAA All-District team
- 36 consecutive years without a losing season
- 88 players chosen First-Team All-ACC
- 100 players signed professional contracts

Wilhelm's 1,161 career victories are one of the highest totals in any sport by an ACC head coach. He posted a record of 378-158-1 in ACC regular-season games, a 70.5 winning percentage, and had at least a .500 league record in each of his final 21 seasons.

The Tigers have captured 14 ACC titles outright, more than any other team, and Wilhelm was the mentor for 11 of them. Clemson has either won or tied for the regular-season title 21 times, and Wilhelm was the head coach on 18 of those occasions. He had 10 consecutive years (1973-82) when the Tigers either won the ACC regular-season or tournament title.

Wilhelm, a native of China Grove, NC, played at N.C. State for two years before signing with the Saint Louis Cardinals in June of 1950. After one year of professional baseball, he entered military service, where he spent two years. He played service ball and spent two more years in the professional ranks before returning to college. He entered Catawba (Salisbury, NC) and received his degree in January of 1957. In 2012, Wilhelm was inducted into the Catawba College Sports Hall of Fame.

Upon graduation, he began work on his master's at North Carolina. At the same time, he served as an assistant coach for the Tar Heels under Head Coach Walter Rabb and played catcher for Greensboro in the Carolina League.

In 1957 when North Carolina played at Clemson, Tiger Athletic Director Frank Howard asked Rabb to recommend a new coach so that the Tigers' head coach (Bob Smith) could become a full-time football coach. Howard took Rabb's advice and hired Wilhelm.

In August of 1958, Wilhelm received his graduate degree from North Carolina while he served as Clemson's head coach. He coached the Tigers to the College World Series each of his first two seasons.

Wilhelm passed away at the age of 81 on December 24, 2010 in Seneca, SC.

WILHELM'S MILESTONE WINS

Win	Date	Opponent	Score
1	3-24-1958	Michigan State	7-5
100	4-2-1960	Georgia	11-10
200	4-16-1968	South Carolina	6-5
300	3-17-1972	Georgia Southern	2-1
400	3-11-1976	Maryland	6-0
500	4-12-1978	Newberry	6-1
600	3-14-1981	Winthrop	9-5
700	3-12-1984	Marshall	8-1
800	5-5-1986	South Carolina	7-6
900	4-21-1988	Georgia Tech	7-4
1000	4-29-1990	Georgia Tech	17-10
1100	4-8-1992	South Carolina	5-3
1161	5-29-1993	Fresno State	10-3

Note: Home games in **bold**.



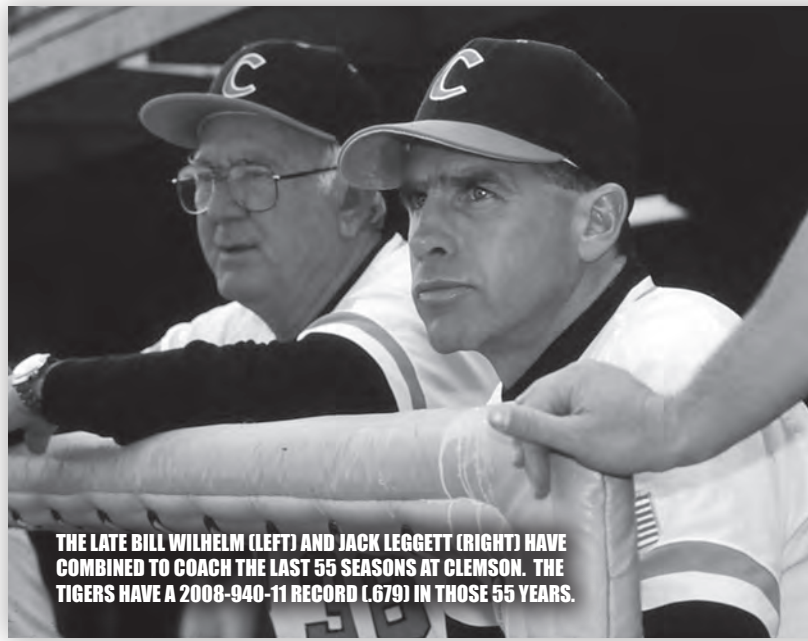
HAROLD STOWE (RIGHT) WAS ONE OF 27 FUTURE MAJOR LEAGUERS THAT BILL WILHELM (LEFT) COACHED IN 36 SEASONS (1958-93) AT CLEMSON.



COACHING RECORDS

RECORDS

Head Coach	Years	ACC				Overall			
		W	L	T	Win %	W	L	T	Win %
R.T.V. Bowman	(2) 1896,98					2	6	0	.250
Unknown	(2) 1899,00					12	5	0	.706
John Heisman	(3) 1901-03					28	6	1	.814
John McMakin	(3) 1904-06					20	23	3	.467
Frank Shaughnessy	(1) 1907					9	7	1	.559
Robert Lynch	(1) 1908					6	11	0	.353
Jesse Reynolds	(1) 1909					10	12	0	.455
Joe Holland	(1) 1910					10	11	0	.476
Frank Dobson	(3) 1911-13					37	21	0	.638
Thomas Robertson	(1) 1914					16	6	0	.727
Vet Sitton	(2) 1915,16					26	18	1	.589
Country Morris	(2) 1917,20					17	28	0	.378
Edward Donahue	(2) 1918,19					17	21	1	.449
Larry Conover	(1) 1921					5	14	0	.263
L.V.H. Durfee	(3) 1922-24					29	26	1	.527
Thomas May	(1) 1925					11	14	0	.440
Cul Richards	(1) 1926					8	11	0	.421
Tink Gillam	(1) 1927					11	13	1	.460
Joe Guyon	(4) 1928-31					42	36	3	.537
Jess Neely	(7) 1932-38					67	66	2	.504
Randy Hinson	(4) 1939,40,46,47					58	19	2	.747
Tom Rogers	(2) 1941,42					18	14	0	.563
Frank Howard	(1) 1943					12	3	0	.800
Walter Cox	(5) 1945,48-51					70	48	1	.592
Bob Smith	(6) 1952-57	18	34	2	.352	52	65	2	.445
Bill Wilhelm	(36) 1958-93	378	158	1	.705	1161	536	10	.683
Jack Leggett	(19) 1994-12	320	180	1	.640	847	404	1	.677
Totals	115 seasons	716	372	4	.658	2601	1444	30	.642



THE LATE BILL WILHELM (LEFT) AND JACK LEGGETT (RIGHT) HAVE COMBINED TO COACH THE LAST 55 SEASONS AT CLEMSON. THE TIGERS HAVE A 2008-940-11 RECORD (.679) IN THOSE 55 YEARS.

ASSISTANT COACHES


RECORDS

Year	Assistant	Assistant	Assistant
1958	Jim Partin	Don Wade	
1959	Jim Partin		
1960	Jim Partin		
1961	Bailey Hendley		
1962	Sam Poe		
1963	Coleman Glaze		
1964	Tommy Lyon		
1965	Tommy Lyon	Dick Sargent	
1966	Dale Smith	Sack Bagley	
1967	Ellis Dantzler		
1968			
1969			
1970	Bill Pate		
1971	Eddie Barbary		
1972			
1973			
1974	Bill Prophet		
1975	Kenny Bagwell		

1976	Richard Haynes		
1977	Kenny Bagwell		
1978	Turtle Thomas		
1979	Turtle Thomas	Lin Hamilton	
1980	Turtle Thomas	Lin Hamilton	
1981	Turtle Thomas	*Walker Swain	
1982	Turtle Thomas	*Walker Swain	Rod Delmonico
1983	Turtle Thomas	*Walker Swain	
1984	Turtle Thomas	*Walker Swain	Chip Reese
1985	Turtle Thomas	*Walker Swain	Chip Reese
1986	Dave Littlefield	*Jeff Gilbert	
1987	Dave Littlefield	*Joel Lepel	
1988	Dave Littlefield	*Joel Lepel	
1989	Kurt Seibert	*Joel Lepel	
1990	Kurt Seibert	*Dick Grapenthin	Randy Mazey
1991	Kurt Seibert	*Dick Grapenthin	Randy Mazey
1992	Jack Leggett	*Randy Mazey	Michael Spiers
1993	Jack Leggett	*Randy Mazey	Jim Schlossnagle
1994	Tim Corbin	*John Pawlowski	Gregg Kilby

1995	Tim Corbin	*John Pawlowski	Gregg Kilby
1996	Tim Corbin	*John Pawlowski	Kevin Erminio
1997	Tim Corbin	*John Pawlowski	Kevin Erminio
1998	Tim Corbin	*John Pawlowski	Kevin Erminio
1999	Tim Corbin	*Kevin O'Sullivan	Mike Hampton
2000	Tim Corbin	*Kevin O'Sullivan	Hank King
2001	Tim Corbin	*Kevin O'Sullivan	Shane Carley
2002	Tim Corbin	*Kevin O'Sullivan	Erik Bakich
2003	*Kevin O'Sullivan	Tom Riginos	Bradley LeCroy
2004	*Kevin O'Sullivan	Tom Riginos	Bradley LeCroy
2005	*Kevin O'Sullivan	Tom Riginos	Bradley LeCroy
2006	*Kevin O'Sullivan	Tom Riginos	Russell Triplett
2007	*Kevin O'Sullivan	Tom Riginos	Toby Bicknell
2008	Tom Riginos	*Kyle Bunn	Toby Bicknell
2009	Tom Riginos	*Kyle Bunn	Michael Johnson
2010	Tom Riginos	*Dan Pepicelli	Michael Johnson
2011	*Dan Pepicelli	Bradley LeCroy	Michael Johnson
2012	*Dan Pepicelli	Bradley LeCroy	Michael Johnson

* - pitching coach



2012 TIGER COACHING STAFF - (FROM LEFT TO RIGHT) RYAN HINSON, DAN PEPICELLI, JACK LEGGETT, BRADLEY LeCROY, MICHAEL JOHNSON.

YEAR-BY-YEAR RECORDS

PRE-ACC ERA (1896-1953)

Head Coach	Year	W	L	T	Win %
R.T.V. Bowman	1896	0	2	0	.000
	1897	No Team			
R.T.V. Bowman	1898	2	4	0	.333
Unknown	1899	4	3	0	.571
Unknown	1900	8	2	0	.800
John Heisman	1901	10	2	1	.808
John Heisman	1902	9	3	0	.750
John Heisman	1903	9	1	0	.900
John McMakin	1904	8	5	1	.607
John McMakin	1905	6	8	1	.433
Phillip Sitton					
John McMakin	1906	6	10	1	.382
Frank Shaughnessy	1907	9	7	1	.559
Robert Lynch	1908	6	11	0	.353
Jesse Reynolds	1909	10	12	0	.455
Joe Holland	1910	10	11	0	.476
Frank Dobson	1911	13	10	0	.565
Frank Dobson	1912	11	6	0	.647
Frank Dobson	1913	13	5	0	.722

Thomas Robertson	1914	16	6	0	.727
Vet Sitton	1915	13	7	0	.650
Vet Sitton	1916	13	11	1	.540
Country Morris	1917	13	13	0	.500
Edward Donahue	1918	11	6	0	.647
Edward Donahue	1919	6	15	1	.295
Country Morris	1920	4	15	0	.210
Larry Conover	1921	5	14	0	.263
L.V.H. Durfee	1922	10	8	0	.556
L.V.H. Durfee	1923	13	8	1	.614
L.V.H. Durfee	1924	6	10	0	.375
Thomas May	1925	11	14	0	.440
Cul Richards	1926	8	11	0	.420
Tink Gillam	1927	11	13	1	.460
Joe Guyon	1928	12	9	2	.565
Joe Guyon	1929	15	11	1	.574
Joe Guyon	1930	9	14	0	.391
Joe Guyon	1931	6	2	0	.750
Jess Neely	1932	14	6	0	.700
Jess Neely	1933	10	10	0	.500


Jess Neely	1934	8	8	1	.500
Jess Neely	1935	16	7	1	.688
Jess Neely	1936	6	11	0	.353
Jess Neely	1937	7	12	0	.368
Jess Neely	1938	6	12	0	.333
Randy Hinson	1939	10	7	0	.588
Randy Hinson	1940	12	2	2	.813
Tom Rogers	1941	10	6	0	.625
Tom Rogers	1942	8	8	0	.500
Frank Howard	1943	12	3	0	.800
	1944	No Team			
Walter Cox	1945	7	6	0	.538
Randy Hinson	1946	12	5	0	.706
Randy Hinson	1947	24	5	0	.828
Walter Cox	1948	14	12	1	.537
Walter Cox	1949	11	12	0	.478
Walter Cox	1950	20	11	0	.625
Walter Cox	1951	18	7	0	.720
Bob Smith	1952	10	12	0	.455
Bob Smith	1953	11	6	0	.647

ACC ERA (1954-2012)

Head Coach	Year	W	L	T	Win %	ACC	Finish	BA-CB-SW
Bob Smith	*1954	14	10	0	.583	8-4	1st	
Bob Smith	1955	7	11	0	.389	5-9	7th	
Bob Smith	1956	4	14	2	.250	2-10-2	7th	
Bob Smith	1957	6	12	0	.333	3-11	8th	
Bill Wilhelm	*1958	22	8	0	.733	11-3	1st	
Bill Wilhelm	*1959	24	8	0	.750	9-5	1st	NP-7-NP
Bill Wilhelm	1960	11	10	1	.523	7-6	4th	
Bill Wilhelm	1961	12	11	0	.522	6-8	5th	
Bill Wilhelm	1962	17	8	0	.680	8-6	T-3rd	
Bill Wilhelm	1963	15	11	0	.577	9-5	T-2nd	
Bill Wilhelm	1964	13	13	0	.500	6-7	T-4th	
Bill Wilhelm	1965	18	10	2	.663	9-5	2nd	
Bill Wilhelm	1966	20	7	2	.724	9-4	2nd	
Bill Wilhelm	*1967	29	9	0	.763	11-2	1st	NP-7-NP
Bill Wilhelm	1968	27	14	0	.659	11-7	4th	
Bill Wilhelm	1969	27	17	2	.609	12-8-1	3rd	
Bill Wilhelm	1970	32	16	0	.667	14-7	2nd	NP-18-NP
Bill Wilhelm	1971	27	14	0	.659	10-4	2nd	NP-22-NP
Bill Wilhelm	1972	19	15	0	.559	6-7	5th	
Bill Wilhelm	1973	24	16	0	.600	10-2	T-1st	
Bill Wilhelm	1974	23	15	0	.605	10-1	1st	
Bill Wilhelm	1975	33	10	0	.767	10-2	T-1st	NP-25-NP
Bill Wilhelm	*1976	36	15	0	.706	10-2	1st	NP-5-NP
Bill Wilhelm	1977	42	10	0	.808	9-1	1st	NP-5-NP
Bill Wilhelm	*1978	39	14	0	.736	10-2	1st	NP-25-NP
Bill Wilhelm	*1979	40	15	0	.727	10-1	1st	NP-9-NP
Bill Wilhelm	*1980	38	21	0	.644	6-5	3rd	NP-4-NP
Bill Wilhelm	*1981	34	24	0	.586	10-4	T-1st	
Bill Wilhelm	1982	37	22	0	.627	10-2	1st	
Bill Wilhelm	1983	30	20	1	.598	6-5	3rd	
Bill Wilhelm	1984	38	17	0	.691	12-2	T-1st	

Bill Wilhelm	1985	36	30	1	.545	9-4	T-1st	
Bill Wilhelm	1986	42	21	0	.667	9-4	3rd	
Bill Wilhelm	1987	54	14	1	.790	16-5	2nd	10-10-NP
Bill Wilhelm	1988	54	14	0	.794	18-2	1st	15-21-NP
Bill Wilhelm	*1989	50	20	0	.714	13-5	2nd	14-14-NP
Bill Wilhelm	1990	43	23	0	.651	14-6	2nd	
Bill Wilhelm	*1991	60	10	0	.857	18-3	1st	4-8-NP
Bill Wilhelm	1992	50	14	0	.781	19-5	1st	7-10-NP
Bill Wilhelm	*1993	45	20	0	.692	11-11	5th	17-17-16
Jack Leggett	*1994	57	18	0	.760	20-4	1st	4-9-9
Jack Leggett	1995	54	14	0	.794	20-4	1st	8-8-8
Jack Leggett	1996	51	17	0	.750	17-7	2nd	5-4-4
Jack Leggett	1997	41	23	0	.641	13-10	4th	NR-NR-24
Jack Leggett	1998	43	16	0	.729	14-9	T-2nd	21-23-19
Jack Leggett	1999	42	27	0	.609	13-10	3rd	17-13-14
Jack Leggett	2000	51	18	0	.739	17-7	2nd	7-6-5
Jack Leggett	2001	41	22	0	.650	17-7	2nd	17-13-14
Jack Leggett	2002	54	17	0	.761	16-8	4th	3-3-3
Jack Leggett	2003	39	22	0	.639	15-9	T-3rd	
Jack Leggett	2004	39	26	0	.600	14-10	T-4th	
Jack Leggett	2005	43	23	0	.652	21-9	2nd	14-13-16
Jack Leggett	*2006	53	16	0	.768	24-6	^1st	5-5-5
Jack Leggett	2007	41	23	0	.641	18-12	^2nd	15-12-13
Jack Leggett	2008	31	27	1	.534	11-18-1	^4th	
Jack Leggett	2009	44	22	0	.667	19-11	^2nd	16-15-14
Jack Leggett	2010	45	25	0	.643	18-12	^T-1st	10-4-4
Jack Leggett	2011	43	20	0	.683	17-13	^2nd	21-21-16
Jack Leggett	2012	35	28	0	.556	16-14	^3rd	
Totals	115 seasons	2601	1444	30	.642	716-372-4		

* - ACC Champion; ^ - Atlantic Division; Note: No Baseball America poll prior to 1981; no Sports Weekly poll prior to 1993.



THE 2012 TIGERS FINISHED WITH A WINNING ACC REGULAR-SEASON RECORD FOR THE 18TH TIME IN 19 SEASONS UNDER HEAD COACH JACK LEGGETT.



1896 (0-2)

Head Coach: R.T.V. Bowman (1st Season)

Date	St	W-L	Score	Opponent
4-24	H	L	13-20	Furman
5-9	A	L	11-14	Furman

1897 (No Team)**1898 (2-4)**

Head Coach: R.T.V. Bowman (2nd Season)

Date	St	W-L	Score	Opponent
4-8	A	L	4-10	Erskine
4-9	A	W	6-1	Erskine
4-16	A	L	2-5	Furman
4-23	H	W	14-3	Furman
5-7	A	L	4-13	Wofford
5-14	H	L	14-15	Furman

1899 (4-3)

Head Coach: Unknown

Date	St	W-L	Score	Opponent
3-29	H	L	3-14	Cornell
4-1	A	L	5-6	Wofford
4-8	N1	W	6-2	Erskine
4-28	A	L	4-9	Erskine
5-11	A	W	11-3	College of Charleston
5-12	N2	W ⁽⁶⁾	21-8	South Carolina
5-20	H	W	11-3	College of Charleston

N1 - Anderson, SC; N2 - Charleston, SC

1900 (8-2)

Head Coach: Unknown

Date	St	W-L	Score	Opponent
3-27	H	W	9-7	Cornell
4-7	N1	W	6-2	Erskine
4-14	A	W	5-1	Furman
4-20	N2	L	7-13	Erskine
4-27	H	L	0-6	Wofford
5-7	H	W	12-0	College of Charleston
5-9	H	W	9-0	The Citadel
5-11	A	W	2-1	Newberry
5-12	A	W	5-4	South Carolina
5-16	A	W	13-3	Georgia

N1 - Anderson, SC; N2 - Greenwood, SC

1901 (10-2-1)

Head Coach: John Heisman (1st Season)

Date	St	W-L	Score	Opponent
3-29	H	W	8-0	Auburn
3-30	H	W	11-4	Auburn
4-6	N1	L	0-14	North Carolina
4-12	A	L	6-7	Mercer
4-13	A	W	6-3	Mercer
4-23	H	W	25-2	Georgia
4-26	H	W	7-5	Wofford
4-30	H	W	14-1	Wake Forest
5-3	A	W	8-5	Wofford
5-8	H	T ⁽⁸⁾	2-2	North Carolina
5-9	H	W	17-2	The Citadel
5-10	A	W ⁽⁶⁾	15-8	Erskine
5-11	A	W	12-4	South Carolina

N1 - Charlotte, NC

1902 (9-3)

Head Coach: John Heisman (2nd Season)


Date	St	W-L	Score	Opponent
3-29	N1	L	5-16	North Carolina
4-1	H	W	10-2	Hobart
4-3	H	W ⁽⁶⁾	6-2	Cornell
4-5	N2	W ⁽⁷⁾	9-0	Virginia Tech
4-7	A	W	4-2	The Citadel
4-11	H	W	11-3	Mercer
4-12	A	L	4-12	Georgia Tech
4-17	H	L	1-2	Georgia
4-25	A	W	1-0	Newberry
4-26	A	W	3-1	South Carolina
5-9	A	W	11-3	Furman
5-13	H	W	6-3	Wofford

S - forfeited in the seventh inning with Clemson ahead 25-0; N1 - Charlotte, NC; N2 - Charleston, SC

1903 (9-1)

Head Coach: John Heisman (3rd Season)

Date	St	W-L	Score	Opponent
4-4	H	W	11-0	Davidson
4-10	A	W	13-8	Georgia
4-11	A	W	5-1	Georgia Tech
4-13	A	W ⁽⁵⁾	3-0	Auburn
4-14	A	W	5-3	Mercer



JOHN HEISMAN, A NAME SYNONOMOUS WITH COLLEGE FOOTBALL, COACHED THE CLEMSON BASEBALL PROGRAM TO A 28-6-1 RECORD FROM 1901-03. HIS WINNING PERCENTAGE (81.4) IS STILL THE HIGHEST IN SCHOOL HISTORY.

4-18	H	L	2-5	Erskine
4-21	H	W	18-3	Wake Forest
5-1	A	W	10-4	Wofford
5-6	A	W	6-5	Newberry
5-11	H	W	11-1	Wofford

1904 (8-5-1)

Head Coach: John McMakin (1st Season)

Date	St	W-L	Score	Opponent
3-28	H	T	2-2	Newberry
4-2	A	W	5-3	Erskine
4-9	H	L	1-2	Furman
4-12	H	L	3-5	Wofford
4-18	N1	L	3-6	Davidson
4-19	A	W	15-1	Belmont Abbey
4-22	A	W	6-1	Georgia Tech
4-23	A	W ⁽¹²⁾	6-3	Georgia
4-27	A	L ⁽¹⁰⁾	2-4	Wofford
4-29	A	L	3-6	Mercer
4-30	A	W	12-4	Mercer
5-6	N2	W	11-1	Erskine
5-7	N2	W	15-8	Duke
5-14	H	W	11-1	Georgia Tech

N1 - Charlotte, NC; N2 - Anderson, SC

1905 (6-8-1)

Head Coach: John McMakin (2nd Season)

Date	St	W-L	Score	Opponent
4-1	H	L	2-3	Georgia
4-8	H	W ⁽⁷⁾	8-3	Erskine
4-12	H	W ⁽¹¹⁾	4-3	Duke
4-14	A	L	0-2	Mercer
4-15	A	W	6-1	Mercer
4-22	A	L	4-5	Georgia Tech ⁽¹⁾
4-22	A	W	5-3	Georgia Tech ⁽²⁾
5-1	A	L	1-3	Newberry
5-3	A	W	10-4	Wofford
5-5	A	L	1-8	Furman
5-6	A	W	10-5	Erskine
5-10	H	L	1-2	Furman
5-13	A	L	2-5	Georgia
5-19	A	L	6-8	Furman
5-20	N1	T	3-3	Wofford

N1 - Anderson, SC

1906 (6-10-1)

Head Coach: John McMakin (3rd Season)

Date	St	W-L	Score	Opponent
3-24	A	L	1-3	Georgia Tech
3-31	A	L	2-9	Georgia ⁽¹⁾
3-31	A	L	3-4	Georgia ⁽²⁾
4-7	H	L	6-7	Furman

4-12	H	W	13-4	Duke
4-20	A	L	0-4	Mercer
4-21	A	T ⁽¹³⁾	3-3	Mercer
4-25	A	W	9-2	Wofford
4-26	N1	W	8-0	Presbyterian College
4-27	N1	W	11-5	Furman
4-28	A	L	3-6	Newberry
4-30	H	L	0-6	Georgia Tech
5-4	N2	L	0-7	Duke
5-5	A	L	3-4	Furman
5-11	H	W	19-5	Wofford
5-12	N3	W	7-1	Wofford
5-19	H	L	2-4	Newberry

N1 - Greenwood, SC; N2 - Charlotte, NC; N3 - Anderson, SC

1907 (9-7-1)

Head Coach: Frank Shaughnessy (1st Season)

Date	St	W-L	Score	Opponent
3-23	A	W	15-1	Presbyterian College
3-30	H	W	4-2	South Carolina
4-5	A	L	2-4	Georgia Tech
4-6	A	T ⁽¹¹⁾	2-2	Georgia Tech
4-12	H	W	8-0	Presbyterian College
4-13	A	W	7-5	Georgia
4-18	H	L	1-3	Erskine
4-20	H	L	0-2	Georgia
4-25	A	W	10-1	Wofford
4-26	N1	L	2-10	Furman
4-27	A	W	5-1	Newberry
4-29	A	L	2-6	South Carolina
4-30	A	L	2-5	Erskine
5-3	N2	L	4-5	Duke
5-4	N2	W	3-0	Duke
5-11	A	W	11-8	Furman
5-18	H	W	7-1	Newberry

N1 - Greenwood, SC; N2 - Charlotte, NC

1908 (6-11)

Head Coach: Robert Lynch (1st Season)

Date	St	W-L	Score	Opponent
3-28	H	W	7-2	Presbyterian College
4-3	A	L	2-4	Georgia Tech
4-4	A	L ⁽¹¹⁾	4-5	Georgia Tech
4-9	H	L	2-4	South Carolina
4-11	H	W	11-1	Furman
4-14	H	L	4-6	Wofford
4-17	H	W	5-4	Erskine
4-23	A	L	7-8	Newberry
4-24	N1	W	8-2	Furman
4-30	A	L	2-4	Wofford
5-1	N2	L	3-5	Duke

5-2	N3	L	0-1	Duke
5-8	A	L	0-8	Georgia
5-9	A	L	0-6	Georgia ⁽¹⁾
5-9	A	L	0-7	Georgia ⁽²⁾
5-13	H	W	4-3	Newberry
5-16	A	W	4-2	Newberry

N1 - Greenwood, SC; N2 - Charlotte, NC; N3 - Winston-Salem, NC

1909 (10-12)

Head Coach: Jesse Reynolds (1st Season)

Date	St	W-L	Score	Opponent
3-29	H	W	5-4	Riverside Military
4-2	H	W	2-0	Georgia
4-3	H	W	10-3	Georgia
4-5	H	W	15-4	North Georgia
4-6	H	L	2-6	North Georgia
4-7	H	W	6-3	Erskine
4-10	A	W	7-6	Furman
4-14	A	L	2-4	Riverside Military
4-15	A	L	3-5	Gordon Military
4-16	A	W	7-4	Mercer
4-17	A	L	2-6	Mercer
4-21	H	L	7-8	Duke
4-22	A	L	2-3	Wofford
4-24	N1	L	1-4	Duke ⁽¹⁾
4-24	N1	L	0-1	Duke ⁽²⁾
4-29	A	L	0-3	Newberry
4-30	N2	L	5-6	Furman
5-1	A	L	0-3	Erskine
5-4	H	W	6-2	Wofford
5-7	A	L	0-3	South Carolina
5-8	A	W	4-2	South Carolina
5-11	H	W	8-2	Newberry

N1 - Chester, SC; N2 - Greenwood, SC

1910 (10-11)

Head Coach: Joe Holland (1st Season)

Date	St	W-L	Score	Opponent
3-25	H	L	1-8	Erskine
3-26	H	W	4-0	Erskine
3-28	H	W	4-2	Riverside Military
4-1	A	W	1-0	Georgia
4-2	A	L	0-5	Georgia
4-8	H	W	2-1	Duke
4-9	H	L	3-14	Duke
4-14	A	W	8-1	Wofford ⁽¹⁾
4-14	A	W	5-4	Wofford ⁽²⁾
4-15	A	L	4-8	Newberry
4-16	A	W	5-3	Newberry
4-22	H	W	5-0	Furman
4-23	H	W ⁽¹¹⁾	3-2	Furman

4-29	N1	W	6-5	Erskine ⁽¹⁾
4-29	N1	L ⁽¹¹⁾	2-3	Erskine ⁽²⁾
4-30	A	L	6-8	Presbyterian College
5-13	A	L	0-5	Georgia Tech
5-14	A	L ⁽⁷⁾	0-4	Georgia Tech ⁽¹⁾
5-14	A	L ⁽⁷⁾	3-11	Georgia Tech ⁽²⁾
5-16	A	L	2-4	Mercer
5-17	A	L	1-9	Mercer

N1 - Greenwood, SC

1911 (13-10)

Head Coach: Frank Dobson (1st Season)

Date	St	W-L	Score	Opponent
3-27	H	L	2-5	Georgia
3-28	H	L	0-3	Georgia
3-31	A	W	2-1	Erskine
4-1	A	W	8-3	Erskine
4-3	H	W	6-3	College of Charleston
4-7	A	W	4-0	Furman
4-14	H	W	2-1	Newberry
4-15	H	W	3-2	Newberry
4-21	H	W	6-0	Presbyterian College
4-22	H	W	6-2	Presbyterian College
4-26	A	W	8-5	Wofford
4-27	N1	L	0-7	Duke ⁽¹⁾
4-27	N1	L	5-9	Duke ⁽²⁾
4-28	A	W	6-1	College of Charleston
4-29	A	W	3-0	The Citadel
5-1	A	W	6-4	Furman
5-5	H	W	6-0	Wofford
5-6	H	L	2-3	Wofford
5-10	A	L ⁽⁸⁾	0-6	Mercer ⁽¹⁾
5-10	A	L ⁽⁷⁾	5-11	Mercer ⁽²⁾
5-12	A	L ⁽¹²⁾	6-7	Auburn
5-13	A	L ⁽⁸⁾	4-5	Auburn ⁽¹⁾
5-13	A	L	2-3	Auburn ⁽²⁾

N1 - Sumter, SC

1912 (11-6)

Head Coach: Frank Dobson (2nd Season)

Date	St	W-L	Score	Opponent
3-29	A	L	0-8	Georgia
3-30	A	L	1-5	Georgia
4-3	H	W	6-0	College of Charleston
4-5	H	W	6-3	Erskine
4-6	H	W	4-3	Erskine
4-12	A	W	6-4	Georgia Tech
4-13	A	L	2-4	Georgia Tech
4-19	H	W	8-3	Furman
4-24	A	L ⁽¹⁰⁾	2-3	Wofford
4-25	A	W	4-2	Wofford
4-26	A	W	4-3	Newberry
4-27	A	L	1-4	Newberry
5-3	A	W	3-2	Presbyterian College
5-4	A	W	5-1	Presbyterian College
5-6	H	W	2-1	Auburn
5-7	H	W	4-3	Auburn
5-8	H	L	0-4	Auburn

1913 (13-5)

Head Coach: Frank Dobson (3rd Season)

Date	St	W-L	Score	Opponent
3-28	A	L	0-3	Georgia Tech
3-29	A	L	1-3	Georgia Tech
4-4	H	W	10-8	Georgia
4-5	H	L	4-10	Georgia
4-8	A	W	9-3	Furman
4-12	A	W	3-2	Erskine
4-15	H	W	5-0	\$ Erskine
4-18	H	W	5-1	Presbyterian College
4-25	H	L	1-6	Wake Forest
4-26	H	W	4-0	Furman
4-30	A	W	14-5	Wofford
5-1	A	W	9-0	Wofford
5-2	A	W	11-1	Presbyterian College
5-3	A	W	10-3	Newberry
5-5	H	W	6-5	Newberry
5-8	A	L	3-9	Auburn
5-9	A	W	18-4	Auburn
5-10	A	W	5-3	Auburn

\$ - no-hit game

1914 (16-6)

Head Coach: Thomas Robertson (1st Season)

Date	St	W-L	Score	Opponent
3-27	A	W	6-3	Georgia
3-28	A	L ⁽¹¹⁾	6-7	Georgia
4-3	H	W ⁽¹¹⁾	2-1	Erskine
4-4	H	W ⁽⁷⁾	8-0	Erskine

4-10	A	W ⁽¹⁰⁾	7-3	Mercer
4-11	A	L	5-7	Mercer
4-15	H	W	6-5	Wofford
4-16	H	W	5-0	The Citadel
4-18	H	W	5-1	Furman
4-21	A	L	9-10	Furman
4-24	N1	W	9-1	Erskine ⁽¹⁾
4-24	N1	W	6-0	Erskine ⁽²⁾
4-29	A	W	7-3	Presbyterian College
4-30	A	W	6-2	Presbyterian College
5-1	A	W	7-4	Newberry
5-2	A	W	15-9	Newberry
5-6	A	L	6-7	Wofford
5-7	A	W	7-6	Wofford
5-9	A	W	5-1	Furman
5-14	H	L	4-5	Auburn
5-15	H	W	13-5	Auburn
5-16	H	L	2-6	Auburn

N1 - Rock Hill, SC

1915 (13-7)

Head Coach: Vet Sitton (1st Season)

Date	St	W-L	Score	Opponent
3-26	N1	W	3-2	Furman
4-3	H	W	10-2	Furman
4-9	A	L	1-2	Erskine
4-10	A	L	6-8	Erskine
4-13	H	W	7-4	Richmond
4-14	A	W	7-4	Wofford
4-15	A	W	12-1	Wofford
4-17	H	W	13-3	The Citadel
4-27	H	W	8-2	Presbyterian College
4-28	H	W	2-1	Presbyterian College
4-30	H	L	3-6	Georgia
5-1	H	L	3-9	Georgia
5-8	A	L	3-10	Auburn ⁽¹⁾
5-8	A	L ⁽⁷⁾	1-3	Auburn ⁽²⁾
5-8	A	L ⁽⁷⁾	0-2	Auburn ⁽³⁾
5-13	H	W	18-7	Newberry
5-14	H	W	14-1	Newberry
5-15	A	W	10-1	Furman
5-17	N2	W	8-2	Furman
5-18	N2	W	5-3	Furman

N1 - Anderson, SC; N2 - Greenwood, SC

1916 (13-11-1)

Head Coach: Vet Sitton (2nd Season)

Date	St	W-L	Score	Opponent
3-27	H	W	4-2	\$ WestVirginiaWesleyan
3-29	H	L	2-3	Erskine
4-4	H	W	6-0	Wofford
4-8	A	W	12-3	Erskine
4-11	H	W	4-2	The Citadel
4-12	H	W	16-1	The Citadel
4-13	H	W	11-1	Virginia Tech
4-14	H	L	3-4	Virginia Tech
4-18	A	W	7-0	Wofford
4-19	A	L	3-4	Furman
4-21	A	L	1-4	Georgia
4-22	A	L ⁽¹¹⁾	4-6	Georgia
4-24	N1	L	2-3	Wofford
4-25	N1	T ⁽¹⁷⁾	0-0	Furman
4-27	A	W	16-6	Duke
4-28	A	L	4-5	Duke
4-29	A	W	2-0	# Virginia Military
5-1	A	L	7-10	Virginia Tech
5-5	N1	W	5-4	Auburn
5-6	H	L	1-9	Auburn ⁽¹⁾
5-6	H	L	1-3	Auburn ⁽²⁾
5-8	H	W	3-0	Duke
5-9	H	W	13-3	Duke
5-12	N1	L	0-4	South Carolina
5-13	N1	W	7-5	South Carolina

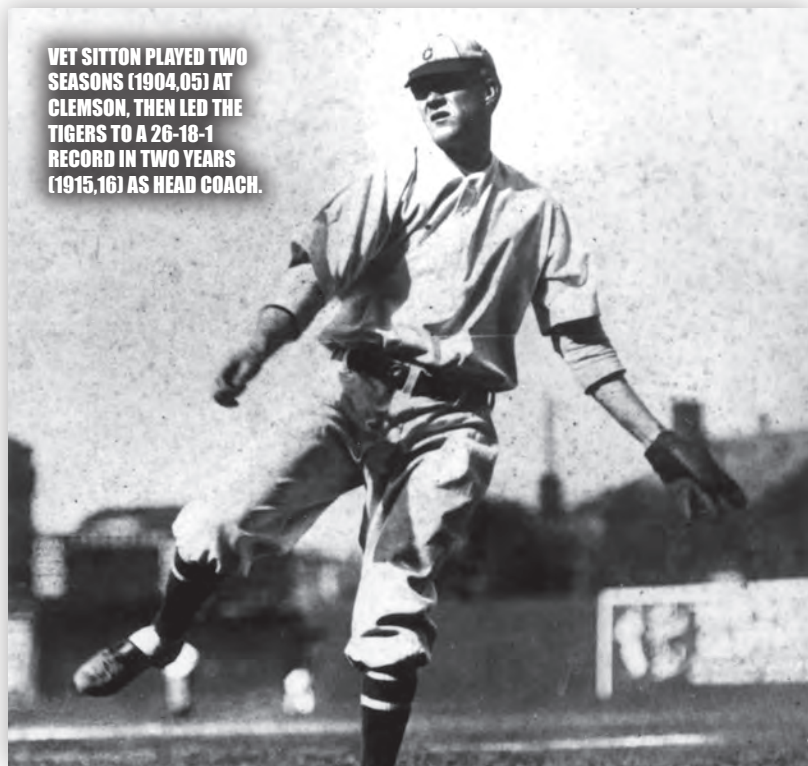
\$ - first baseball game played on Riggs Field; # - no-hit game; N1 - Anderson, SC

1917 (13-13)

Head Coach: Country Morris (1st Season)

Date	St	W-L	Score	Opponent
3-28	H	L	3-9	WestVirginiaWesleyan
3-29	H	L	5-6	WestVirginiaWesleyan
3-30	H	W	2-1	Erskine
3-31	A	W	3-0	Erskine
4-2	A	L	1-2	South Carolina
4-3	A	W	18-2	South Carolina
4-6	H	W	2-1	Wofford
4-7	H	W	9-2	Oglethorpe
4-10	H	W	15-1	Furman
4-13	A	L ⁽¹³⁾	0-1	Presbyterian College

VET SITTON PLAYED TWO SEASONS (1904,05) AT CLEMSON, THEN LED THE TIGERS TO A 26-18-1 RECORD IN TWO YEARS (1915,16) AS HEAD COACH.



4-14	A	W	6-3	Newberry
4-16	H	W	4-2	South Carolina
4-17	H	W	6-3	South Carolina
4-20	N1	W	2-1	Georgia
4-21	N1	L	2-3	Georgia
4-25	H	L	2-3	Georgia Tech
4-26	H	L	1-5	Georgia Tech
5-4	A	L	0-7	Auburn
5-5	A	L	3-8	Auburn
5-6	A	W ⁽⁷⁾	7-4	Auburn
5-8	A	L	3-5	Mercer ⁽¹⁾
5-8	A	L ⁽⁷⁾	1-2	Mercer ⁽²⁾
5-9	A	L	2-8	Georgia
5-12	H	L	1-2	Newberry
5-17	A	W	1-0	Wofford
5-18	A	W	7-5	Wofford

N1 - Anderson, SC

1918 (11-6)

Head Coach: Edward Donahue (1st Season)

Date	St	W-L	Score	Opponent
4-5	H	L	1-2	North Carolina
4-10	H	W ⁽¹¹⁾	4-3	Wofford
4-12	H	L	2-3	Oglethorpe
4-13	H	W	7-6	Oglethorpe
4-16	H	W	7-2	Wake Forest
4-20	A	W	8-3	Furman
4-23	H	W	6-5	Georgia
4-24	H	L	0-2	Georgia
4-27	H	W	3-2	Erskine
5-2	H	L	1-2	Guilford
5-3	H	L	2-5	Guilford
5-6	A	W	8-3	Oglethorpe
5-7	A	W	7-3	Oglethorpe
5-9	H	W ⁽⁸⁾	7-0	Furman
5-16	A	W	3-0	Wofford
5-17	A	W	3-2	South Carolina
5-18	A	L ⁽¹²⁾	2-3	South Carolina

1919 (6-15-1)

Head Coach: Edward Donahue (2nd Season)

Date	St	W-L	Score	Opponent
3-25	H	L	0-2	Furman
4-5	A	L	0-5	Georgia Tech ⁽¹⁾
4-5	A	L ⁽⁷⁾	3-9	Georgia Tech ⁽²⁾
4-7	A	L	0-1	Georgia
4-10	A	L	0-9	Georgia
4-12	H	L	4-6	Newberry
4-14	H	L	2-8	Duke
4-15	H	L ⁽¹²⁾	1-3	Duke
4-18	H	L	2-8	Alabama
4-19	H	W ⁽¹¹⁾	4-3	Alabama

4-23	H	L	6-7	Georgia
4-24	H	T ⁽¹¹⁾	2-2	Georgia
4-25	H	L	1-2	South Carolina
4-26	H	W	8-2	South Carolina
4-28	H	L	1-2	Presbyterian College
5-1	N1	L	1-6	Erskine
5-6	H	L	7-10	Wofford
5-9	H	W	8-3	The Citadel
5-14	A	L	0-3	Erskine
5-15	A	W	3-1	Newberry
5-16	A	W	4-0	South Carolina
5-17	A	W	1-0	South Carolina

N1 - Anderson, SC

1920 (4-15)

Head Coach: Country Morris (2nd Season)

Date	St	W-L	Score	Opponent
4-2	H	L	2-6	Georgia
4-3	H	L	0-3	Georgia
4-5	H	L ⁽⁷⁾	0-10	Auburn
4-6	H	L	2-16	Auburn
4-10	A	L ⁽¹²⁾	4-5	Furman
4-15	A	L	0-1	Newberry
4-16	A	W ⁽⁸⁾	14-9	South Carolina
4-17	A	W	14-5	South Carolina
4-23	A	L	1-2	Georgia Tech
4-24	A	L ⁽¹⁰⁾	4-5	Georgia Tech
4-27	H	W	6-2	Presbyterian College
4-29	H	L	3-6	Elon
5-1	H	L	0-3	Erskine
5-4	H	L	0-5	Wofford
5-8	A	L	5-7	Presbyterian College
5-11	H	W	5-3	South Carolina
5-12	H	L	5-8	South Carolina
5-14	A	L	1-5	Georgia
5-15	A	L	0-8	Georgia

1921 (5-14)

Head Coach: Larry Conover (1st Season)

Date	St	W-L	Score	Opponent
3-25	H	L ⁽¹⁰⁾	1-2	Georgia
3-26	H	L	2-10	Georgia
4-1	A	L	0-7	Georgia Tech
4-2	A	L	0-10	Georgia Tech
4-5	H	W	3-2	Erskine
4-8	A	L	1-12	Auburn
4-9	A	L	1-12	Auburn
4-13	H	L	1-4	Furman
4-15	N1	L	2-8	Newberry
4-20	A	L	1-2	Furman
4-21	H	L	3-5	Wake Forest
4-26	H	L	4-6	Davidson



4-27	H	W	8-0	Presbyterian College
5-4	H	W ⁽¹²⁾	1-0	N.C. State
5-5	H	W	5-0	South Carolina
5-6	A	L	4-7	Wofford
5-7	A	W	6-1	Presbyterian College
5-11	A	L	3-5	Erskine
5-12	A	L	0-5	Newberry

N1 - Greenwood, SC

1922 (10-8)

Head Coach: L.V.H. Durfee (1st Season)

Date	St	W-L	Score	Opponent
3-24	A	L	4-9	Georgia Tech
3-25	A	L	2-6	Georgia Tech
4-3	H	W	5-0	Presbyterian College
4-6	A	L	1-2	Georgia
4-7	A	L	1-2	Georgia
4-8	H	W	11-3	The Citadel
4-12	N1	W ⁽¹³⁾	4-1	Wofford
4-14	H	W	6-0	Erskine
4-15	A	L	1-8	Furman
4-21	A	W	3-0	Presbyterian College
4-22	A	W	8-3	Presbyterian College
4-26	H	W	3-1	South Carolina
4-27	H	W	4-3	Davidson
5-2	H	W	7-1	Wofford
5-4	N1	W	5-1	Erskine
5-11	H	L	0-4	Furman
5-12	A	L	8-9	Newberry
5-13	A	L	4-8	South Carolina

N1 - Anderson, SC

1923 (13-8-1)

Head Coach: L.V.H. Durfee (2nd Season)

Date	St	W-L	Score	Opponent
3-30	H	W	8-0	Furman
3-31	A	W	3-0	Furman
4-3	H	W	6-2	Maryland
4-5	H	W	2-0	Erskine
4-6	H	L	2-6	Georgia
4-7	H	W	2-1	Georgia
4-9	H	W	17-1	Presbyterian College
4-12	H	L	0-9	Duke
4-14	A	W	6-1	Furman
4-18	A	W	5-3	Birmingham-Southern
4-19	A	L	4-6	Alabama
4-20	A	L	0-2	Mississippi
4-21	A	L	2-6	Mississippi
4-23	A	W	4-0	Erskine
4-25	H	L	4-12	Virginia Tech
4-26	H	L	2-3	Davidson
4-27	H	W	4-3	Newberry
4-30	H	T ⁽¹³⁾	3-3	Furman
5-3	H	W	5-3	The Citadel
5-4	A	W	3-0	Newberry
5-7	H	L	0-1	Mississippi College
5-8	H	W	4-1	Mississippi College

1924 (6-10)

Head Coach: L.V.H. Durfee (3rd Season)

Date	St	W-L	Score	Opponent
3-28	H	L	5-19	Georgia
3-29	H	L	4-11	Georgia
4-15	A	L	1-4	Furman
4-16	H	L	4-7	Presbyterian College
4-17	H	W	6-0	South Carolina
4-19	A	L	0-7	Wofford
4-22	N1	L	4-11	Furman
4-26	H	L	1-14	Oglethorpe
4-28	H	L	7-12	Wofford
5-3	H	L	3-7	Furman
5-5	H	W	4-1	Erskine
5-7	A	W	4-1	Erskine
5-8	N2	W	4-1	Presbyterian College
5-9	A	L	2-7	Newberry
5-10	A	W	8-7	South Carolina
5-12	N2	W	10-3	The Citadel

S - no-hit game; N1 - Anderson, SC; N2 - Laurens, SC

1925 (11-14)

Head Coach: Thomas May (1st Season)

Date	St	W-L	Score	Opponent
3-20	A	L	0-4	Georgia Tech
3-21	A	L	0-6	Georgia Tech
3-30	A	L	1-7	Georgia
3-31	A	L	0-6	Georgia
4-2	H	W	7-3	North Georgia
4-3	H	L	6-9	North Georgia
4-4	H	W	11-2	North Georgia

4-6	H	W	5-4	Wofford
4-7	H	W	4-2	Wofford
4-11	H	L	3-7	Furman
4-13	H	L	0-5	Michigan
4-14	H	L	1-7	Michigan
4-17	H	W	3-2	Presbyterian College
4-18	A	L	2-13	Wofford
4-21	H	W ⁽¹³⁾	9-8	Tennessee
4-22	A	L	4-7	Furman
4-24	H	W	6-2	South Carolina
4-29	A	W ⁽¹²⁾	2-1	Erskine
4-30	N1	L	2-9	Presbyterian College
5-1	A	L	8-9	Newberry
5-2	A	L	7-8	South Carolina
5-4	N2	W	7-5	Auburn
5-8	H	L	1-4	Virginia Tech
5-11	H	W ⁽¹⁰⁾	9-8	Erskine
5-13	H	W	6-4	The Citadel

N1 - Laurens, SC; N2 - Anderson, SC

1926 (8-11)

Head Coach: Cul Richards (1st Season)

Date	St	W-L	Score	Opponent
3-19	A	L	2-5	Georgia Tech
3-20	A	W ⁽¹⁰⁾	6-5	Georgia Tech
3-25	H	L	5-9	Furman
3-27	A	L	1-2	Furman
4-3	A	L	5-6	Wofford
4-7	A	L	0-10	Auburn
4-8	A	L	0-7	Auburn
4-13	H	W ⁽¹⁰⁾	7-6	Presbyterian College
4-15	A	W ⁽¹⁰⁾	8-2	Erskine
4-16	A	L	0-4	Newberry
4-17	A	L	0-3	South Carolina
4-21	H	W	11-5	N.C. State
4-22	H	W	9-0	Davidson
4-23	H	W	8-3	The Citadel
4-26	H	W	12-0	Wofford
4-28	N1	L	1-5	Presbyterian College
5-3	H	L	0-2	Newberry
5-4	H	L	2-3	Erskine
5-7	H	W	10-3	Duke

N1 - Laurens, SC

1927 (11-13-1)

Head Coach: Tink Gillam (1st Season)

Date	St	W-L	Score	Opponent
3-18	A	L	5-11	Georgia Tech
3-19	A	L	1-10	Georgia Tech
3-25	H	W ⁽¹⁰⁾	3-2	Erskine
3-28	H	L	7-10	Georgia
3-29	H	L	8-10	Georgia
4-1	A	L	3-6	Oglethorpe
4-2	A	L	1-5	Oglethorpe
4-8	H	W	4-3	South Carolina

4-9	H	W	10-6	Davidson
4-11	H	W	5-4	Newberry
4-13	A	L ⁽¹¹⁾	8-9	South Carolina
4-14	A	W	16-4	Newberry
4-15	A	W	12-4	Presbyterian College
4-16	A	W	11-3	Erskine
4-20	H	L	5-11	Auburn
4-22	A	L	4-8	Georgia
4-23	A	L	0-9	# Georgia
4-27	H	W	6-5	Furman
4-28	H	L	6-7	Presbyterian College
5-4	A	L	2-6	Auburn
5-5	A	T ⁽⁶⁾	3-3	Auburn
5-9	H	W	7-0	N.C. State
5-10	H	W	4-1	The Citadel
5-12	A	L ⁽¹⁰⁾	1-2	Furman
5-13	H	W	7-4	Wofford

- forfeited game

1928 (12-9-2)

Head Coach: Joe Guyon (1st Season)

Date	St	W-L	Score	Opponent
3-23	A	L	4-14	Georgia Tech
3-24	A	L	5-7	Georgia Tech
4-2	A	L	2-6	Auburn
4-3	A	T ⁽⁸⁾	6-6	Auburn
4-4	A	W	2-1	Florida
4-5	A	L	6-10	Florida
4-7	A	W	12-6	Mercer
4-12	H	L ⁽⁷⁾	2-4	Michigan ⁽¹⁾
4-12	H	L ⁽⁷⁾	2-6	Michigan ⁽²⁾
4-13	H	W	6-0	South Carolina
4-16	H	W	11-1	Presbyterian College
4-17	A	W	6-3	Newberry
4-18	A	T ⁽¹¹⁾	3-3	South Carolina
4-21	A	W	7-3	The Citadel
4-24	A	L	1-4	Erskine
4-26	H	W	6-0	Presbyterian College
4-27	H	W	6-2	Newberry
4-30	A	W ⁽¹⁰⁾	8-6	Furman
5-2	H	L	3-11	Auburn
5-3	H	L	6-9	Auburn
5-4	H	W	6-5	Auburn
5-9	H	W	7-2	Furman
5-11	H	W	4-3	Erskine

1929 (15-11-1)

"State Champions"

Head Coach: Joe Guyon (2nd Season)

Date	St	W-L	Score	Opponent
3-22	A	L	3-5	Georgia
3-23	A	L	2-4	Georgia
4-1	H	L ⁽¹¹⁾	0-2	South Carolina
4-3	A	L	1-2	Wofford
4-5	H	L	3-4	Georgia

4-6	H	W	9-7	Georgia
4-10	H	L	3-10	Michigan
4-11	H	L	4-16	Michigan
4-12	A	L	2-5	Georgia Tech
4-13	A	W	7-4	Georgia Tech
4-15	A	T ⁽¹²⁾	6-6	Auburn
4-16	A	W	4-3	Auburn
4-17	A	L	2-9	Oglethorpe
4-18	A	W	4-2	Oglethorpe
4-20	A	W	10-3	Furman
4-23	H	W	3-0	Newberry
4-24	H	W ⁽¹⁰⁾	6-5	Presbyterian College
4-26	H	W	3-0	Erskine
4-27	H	W	6-1	Furman
4-29	H	W	3-2	Wofford
4-30	H	L	4-5	Oglethorpe
5-3	A	W ⁽¹⁰⁾	1-0	Erskine
5-7	A	W	7-1	Presbyterian College
5-8	A	W	3-0	Newberry
5-9	A	L	6-8	South Carolina
5-11	A	W ⁽⁷⁾	4-0	The Citadel ⁽¹⁾
5-11	A	W ⁽⁷⁾	6-5	The Citadel ⁽²⁾

1930 (9-14)

Head Coach: Joe Guyon (3rd Season)

Date	St	W-L	Score	Opponent
3-28	A	L	9-10	Georgia Tech
3-29	A	L	1-4	Georgia Tech
3-31	A	L	3-7	Oglethorpe
4-1	A	L	4-5	Oglethorpe
4-4	A	W	8-5	Wofford
4-5	H	L	4-7	Erskine
4-7	H	L	2-5	Florida
4-8	H	W	9-3	Florida
4-11	H	W	11-5	Wofford
4-15	A	W	4-3	Furman
4-17	H	L	4-8	Newberry
4-19	H	W	4-1	South Carolina ⁽¹⁾
4-19	H	L	2-9	South Carolina ⁽²⁾
4-22	H	W	7-6	Furman
4-26	A	W	9-6	The Citadel
4-28	A	L	2-18	South Carolina
4-29	A	L ⁽¹⁰⁾	3-5	South Carolina
4-30	A	W	15-0	Newberry
5-1	A	L	7-9	Presbyterian College
5-2	A	L ⁽¹¹⁾	4-5	Erskine
5-5	H	L ⁽¹¹⁾	3-4	Auburn
5-6	H	L ⁽¹⁰⁾	10-14	Auburn
5-9	N1	W	12-6	The Citadel

N1 - Anderson, SC

1931 (6-2)

Head Coach: Joe Guyon (4th Season)

Date	St	W-L	Score	Opponent
4-9	H	W	6-3	Newberry
4-30	H	W	14-4	Davidson
5-2	A	L	1-10	South Carolina
5-4	A	W	6-2	The Citadel
5-11	H	W	6-1	The Citadel
5-12	H	W	3-2	The Citadel
5-13	H	W	5-4	South Carolina
5-14	H	L	1-5	South Carolina


Note: The season was shortened due to an outbreak of meningitis on campus in April.

1932 (14-6)

"State Champions"

Head Coach: Jess Neely (1st Season)

Date	St	W-L	Score	Opponent
3-24	H	L	3-4	Georgia
3-25	H	L	8-11	Georgia
4-4	H	W	9-3	Newberry
4-5	H	L	2-3	Newberry
4-7	A	W	7-1	Presbyterian College
4-15	A	L	0-4	South Carolina
4-16	A	W	10-4	South Carolina
4-18	A	W	14-1	Erskine
4-19	A	W ⁽¹⁰⁾	2-1	Erskine
4-21	H	W	14-5	Presbyterian College ⁽¹⁾
4-21	H	W ⁽⁷⁾	14-1	Presbyterian College ⁽²⁾
4-22	H	W ⁽¹⁰⁾	12-11	Presbyterian College
4-26	H	W	13-9	South Carolina ⁽¹⁾
4-26	H	L ⁽⁷⁾	2-5	South Carolina ⁽²⁾
5-3	A	W	10-4	Newberry
5-4	A	L	2-4	Newberry
5-9	H	W	13-10	Erskine
5-10	H	W	3-0	Erskine
5-12	H	W	10-9	South Carolina
5-13	H	W	6-5	South Carolina



FROM 1916 TO 1969, CLEMSON PLAYED ITS HOME GAMES ON RIGGS FIELD, NOW THE LOCATION OF THE TIGER SOCCER PROGRAM.

1933 (10-10)

Head Coach: Jess Neely (2nd Season)

Date	St	W-L	Score	Opponent
3-24	H	L	11-14	Georgia
3-30	A	L	4-5	South Carolina
3-31	A	L	0-6	South Carolina
4-3	N1	W	11-4	Erskine
4-4	N1	L	4-5	Erskine
4-6	A	W	13-7	Presbyterian College
4-7	A	L	3-8	Presbyterian College
4-10	H	W	9-2	Newberry
4-11	H	W	6-5	Newberry
4-13	A	L	4-6	Furman
4-14	H	W	4-1	Furman
4-17	H	L	3-4	South Carolina
4-20	A	L	0-3	# Erskine
4-21	H	W	6-3	Erskine
4-25	H	W	15-11	Presbyterian College ⁽¹⁾
4-25	H	W ⁽⁷⁾	3-0	Presbyterian College ⁽²⁾
4-27	A	L	8-9	Newberry
4-28	A	W	6-1	Newberry
5-1	A	W	9-8	Furman
5-2	H	L ⁽⁷⁾	1-4	Furman

- no-hit game; N1 - Anderson, SC

1934 (8-8-1)

Head Coach: Jess Neely (3rd Season)

Date	St	W-L	Score	Opponent
3-30	H	L	6-7	Duke
3-31	H	W	10-5	Duke
4-4	H	L	9-11	Newberry
4-5	H	L	7-8	Furman
4-7	H	T ⁽¹¹⁾	7-7	N.C. State
4-9	A	W	15-8	Presbyterian College
4-10	A	W	5-3	Erskine
4-12	H	L	1-8	South Carolina
4-21	A	L	7-8	Furman
4-25	H	W	8-2	Presbyterian College
4-26	H	W ⁽¹²⁾	3-2	Erskine
4-27	A	L	4-5	Newberry
5-1	H	W	5-0	Wofford
5-2	A	L	4-6	South Carolina
5-3	A	W	9-6	Wofford
5-7	N1	W	5-2	Georgia
5-8	N1	L	3-4	Georgia

N1 - Gainesville, GA

1935 (16-7-1)

"State Champions"

Head Coach: Jess Neely (4th Season)

Date	St	W-L	Score	Opponent
3-25	H	W	5-0	Michigan State
3-30	A	L	1-5	N.C. State
4-2	A	L	8-12	Duke ⁽¹⁾

4-2	A	W ⁽⁷⁾	3-0	Duke ⁽²⁾
4-5	H	W	4-0	Georgia Tech
4-9	H	W	10-2	Presbyterian College
4-12	A	L	0-2	Georgia
4-13	A	W	4-3	Georgia
4-15	A	W	12-3	Wofford
4-16	H	W	5-4	South Carolina
4-19	H	W	7-2	Georgia
4-20	H	W	6-4	Georgia
4-22	H	L	1-7	Newberry
4-24	A	T ⁽¹⁰⁾	4-4	Furman
4-25	H	W	5-1	Wofford
4-26	A	W	10-2	Georgia Tech
4-27	A	L	0-6	Georgia Tech ⁽¹⁾
4-27	A	L ⁽⁷⁾	1-2	Georgia Tech ⁽²⁾
4-30	H	W	5-0	Erskine
5-1	A	W	6-3	Presbyterian College
5-2	A	W	4-2	Erskine
5-7	H	W	3-2	Furman ⁽¹⁾
5-7	H	W ⁽⁷⁾	1-0	Furman ⁽²⁾
5-9	A	L	0-2	South Carolina

1936 (6-11)

Head Coach: Jess Neely (5th Season)

Date	St	W-L	Score	Opponent
3-30	H	L	0-18	Michigan State
4-3	H	L ⁽⁷⁾	0-6	Georgia
4-4	H	L	3-8	Georgia
4-11	H	L	3-6	Erskine
4-13	A	L	0-6	Erskine
4-16	H	L	4-9	Cincinnati
4-17	H	W	10-8	Presbyterian College
4-20	H	W	7-1	The Citadel
4-21	H	W	6-1	The Citadel
4-24	A	W	7-1	^ South Carolina
4-28	A	L ⁽⁷⁾	2-6	Presbyterian College
5-1	H	L	5-12	N.C. State
5-5	H	L	5-6	South Carolina
5-8	A	L	2-6	Georgia
5-9	A	W	5-4	Georgia
5-11	H	W	2-0	Newberry
5-13	A	L	0-3	Newberry

^ - Clemson's first night game

1937 (7-12)

Head Coach: Jess Neely (6th Season)

Date	St	W-L	Score	Opponent
3-30	H	L	1-8	Ohio
4-2	H	L	1-13	Georgia
4-3	H	W	3-2	Georgia
4-7	A	L	3-23	Erskine
4-9	A	L	0-5	Newberry
4-10	A	L	2-3	Wofford
4-12	A	L	7-10	The Citadel

4-13	A	L	0-3	The Citadel
4-15	A	W	5-4	Presbyterian College
4-16	H	L	2-5	Furman
4-20	H	W	6-5	Erskine
4-22	H	L	0-1	Newberry
4-24	H	W	9-4	Wofford
4-27	A	L	3-4	South Carolina
5-3	A	W	11-9	Georgia
5-4	A	W	6-1	Georgia
5-6	A	L	5-6	Presbyterian College
5-8	H	L	4-5	South Carolina
5-10	A	W	14-8	Furman

1938 (6-12)

Head Coach: Jess Neely (7th Season)

Date	St	W-L	Score	Opponent
3-31	A	W	9-5	Wofford
4-4	A	L	5-9	Newberry
4-6	H	W	7-6	Erskine
4-8	A	L	11-14	Georgia
4-11	N1	L	3-4	Erskine
4-13	H	W	4-2	Presbyterian College
4-15	H	W	10-8	Newberry
4-16	H	L ⁽¹⁰⁾	5-6	Davidson
4-19	H	L	5-7	Georgia
4-22	A	W	15-5	Presbyterian College
4-25	H	L	0-3	The Citadel
4-26	H	L	2-10	The Citadel
4-28	A	L	7-14	Furman
5-2	A	L	2-7	Davidson
5-3	H	L	3-12	South Carolina
5-9	H	W	6-1	Wofford
5-10	A	L	0-3	South Carolina
5-11	H	L	4-6	Furman

N1 - Anderson, SC

1939 (10-7)

Head Coach: Randy Hinson (1st Season)

Date	St	W-L	Score	Opponent
4-3	A	L	0-6	Georgia
4-4	A	L	4-27	Georgia
4-8	H	W	12-7	Ohio
4-10	H	L	7-11	Georgia
4-14	H	W	4-1	Newberry
4-15	A	L	0-2	Erskine
4-18	A	W	2-0	Wofford
4-20	H	W	10-7	Wofford
4-22	H	W	10-7	Presbyterian College
4-27	H	W	9-7	South Carolina
4-29	A	L	2-11	Newberry
5-1	A	W ⁽¹⁰⁾	7-5	South Carolina
5-2	A	W	4-0	The Citadel
5-3	A	L	2-7	The Citadel
5-5	H	L	4-6	Erskine
5-12	A	W	9-7	Furman
5-13	H	W	8-4	Furman

1940 (12-2-2)

Head Coach: Randy Hinson (2nd Season)

Date	St	W-L	Score	Opponent
3-23	H	W	15-2	Davidson
3-25	H	T ⁽⁷⁾	3-3	Michigan State
4-1	H	W	13-7	Wofford
4-6	A	W ⁽¹⁰⁾	6-5	Erskine
4-11	A	W	7-6	South Carolina
4-15	H	W	11-5	Presbyterian College
4-18	A	T	13-13	Furman
4-23	H	L	3-4	Erskine
4-26	H	W	7-1	South Carolina
4-27	A	W	12-1	Presbyterian College
4-29	A	W	7-2	Wofford
5-1	H	W	16-9	Furman
5-8	N1	W	12-1	The Citadel
5-9	N1	W	18-12	The Citadel
5-11	H	L	4-10	North Carolina
5-15	A	W	8-5	Davidson

N1 - Sumter, SC

1941 (10-6)

Head Coach: Tom Rogers (1st Season)

Date	St	W-L	Score	Opponent
3-25	H	L	4-5	Michigan State
4-5	H	L	10-14	Presbyterian College
4-8	H	L	7-12	Georgia
4-11	H	W	9-0	Furman
4-12	A	W	3-1	Erskine
4-15	A	L	2-3	Georgia
4-18	A	L	5-7	Furman
4-19	H	W	10-2	Erskine

4-22	H	W	10-1	Wofford
4-25	H	W	3-1	South Carolina
4-26	A	W	24-8	Wofford
4-28	H	W	22-0	Presbyterian College
5-3	H	W	11-7	Newberry
5-6	N1	W	8-6	Georgia
5-8	A	L	3-5	South Carolina
5-10	A	W	8-1	Newberry

N1 - Elberton, GA

1942 (8-8)

Head Coach: Tom Rogers (2nd Season)

Date	St	W-L	Score	Opponent
3-25	H	L	3-5	Duke
3-26	H	L	3-14	Duke
3-28	H	W	14-3	Newberry
4-1	H	L	5-11	Michigan State
4-3	A	W	8-1	Erskine
4-7	A	L	6-13	Georgia
4-10	H	W	18-9	Erskine
4-14	H	W ⁽¹²⁾	9-8	Georgia
4-20	A	L ⁽¹⁰⁾	11-12	Presbyterian College
4-22	A	L ⁽¹⁰⁾	3-4	Newberry
4-24	H	W	6-5	South Carolina
4-27	A	L ⁽¹⁰⁾	11-12	Furman
4-30	H	W	10-3	Wofford
5-2	A	W	13-5	Wofford
5-6	H	L	1-7	Furman
5-8	A	W	9-5	South Carolina

1943 (12-3)

Head Coach: Frank Howard (1st Season)

Date	St	W-L	Score	Opponent
3-31	A	W	12-4	Davidson
4-1	A	W	21-0	Davidson
4-5	H	W	13-12	Newberry
4-8	A	W	21-4	Furman
4-10	A	L	6-8	Newberry
4-14	H	W ⁽⁷⁾	19-3	Davidson
4-15	H	W	13-12	Furman
4-17	H	W	13-12	Presbyterian College
4-20	A	W	8-1	Georgia
4-24	A	W	5-4	Georgia Tech
4-28	A	L	4-7	Presbyterian College
4-29	H	W	8-2	Furman
5-1	H	W	20-8	Georgia
5-7	H	L	6-14	Georgia Tech
5-8	H	W ⁽¹⁰⁾	11-10	Georgia Tech

1944 (No Team)**1945 (7-6)**

Head Coach: Walter Cox (1st Season)

Date	St	W-L	Score	Opponent
3-31	H	W	14-7	Wofford
4-4	A	W	15-14	Wofford
4-6	A	W	7-5	Newberry
4-7	A	L	0-6	Newberry
4-13	A	L	7-8	Presbyterian College
4-20	H	L	2-12	Presbyterian College
4-21	H	L	6-12	Presbyterian College
4-27	H	W	6-4	South Carolina
4-30	H	W	9-2	Wofford
5-4	A	L	7-11	South Carolina
5-5	A	L	0-4	South Carolina
5-9	A	W	4-2	Wofford
5-11	H	W	3-2	Newberry

1946 (12-5)

Head Coach: Randy Hinson (3rd Season)

Date	St	W-L	Score	Opponent
3-29	H	W	6-0	# Erskine
4-3	A	L	1-2	South Carolina
4-5	H	W	23-0	Georgia
4-6	H	L	9-16	Georgia
4-9	H	W	5-4	Davidson
4-12	N1	L ⁽¹¹⁾	8-9	Georgia
4-13	A	W	10-6	Georgia
4-19	H	W	8-5	Presbyterian College
4-20	A	L	5-7	Newberry
4-23	A	W	4-2	Furman
4-26	A	W	5-1	Erskine
4-30	A	W	9-2	Wofford
5-6	H	L	1-6	Newberry
5-7	H	W	8-0	Wofford
5-11	A	W	8-3	Davidson
5-13	H	W	2-1	Furman
5-18	H	W	12-2	South Carolina

- no-hit game; N1 - Thomson, GA



CLEMSON HAD 18 DOCUMENTED HEAD COACHES PRIOR TO JESS NEELY'S TENURE (1932-38) AT CLEMSON. SINCE NEELY (SEATED), THE TIGERS HAVE HAD JUST SEVEN HEAD COACHES.

1947 (24-5 Overall; 13-2 SoCon, 1st)

NCAA SoCon Champion

NCAA Eastern Finals

Head Coach: Randy Hinson (4th Season)

Date	St	W-L	Score	Opponent
3-25	H	W	10-9	* N.C. State
3-28	H	W	10-9	* Duke
3-29	H	L	11-13	* Duke
4-3	A	W	8-2	Presbyterian College
4-7	H	W	4-3	Wofford
4-8	H	W	2-1	* Davidson
4-11	A	W	4-1	* South Carolina
4-12	A	W	17-8	* South Carolina
4-17	H	W	7-2	Georgia
4-18	A	W	14-4	* The Citadel
4-21	A	L	7-8	Georgia
4-24	H	W	9-4	Newberry
4-26	A	W	10-5	Newberry
4-30	H	W ⁽⁷⁾	8-5	* The Citadel
5-2	A	W	5-4	Erskine
5-3	A	W	11-5	Wofford
5-5	H	W	19-7	* Furman
5-6	A	L	4-7	* Furman
5-9	H	W	3-2	Erskine
5-10	A	W	15-1	* Davidson
5-13	H	W	9-6	* Furman
5-14	A	W	13-3	* Furman
5-23	H	W	17-3	* South Carolina
5-24	H	W	10-8	* South Carolina
6-12	N1	W	8-3	# Auburn
6-13	N1	W	1-0	# Alabama
6-14	N1	L	2-8	# Alabama ⁽¹⁾
6-14	N1	W	4-0	# Alabama ⁽²⁾
6-20	A	L	3-7	\$ Yale

* - SoCon game; # - NCAA Southern Playoffs; \$ - NCAA Eastern Finals; N1 - Charlotte, NC

1948 (14-12-1 Overall; 8-8-1 SoCon)

Head Coach: Walter Cox (2nd Season)

Date	St	W-L	Score	Opponent
3-22	H	T ⁽¹⁰⁾	8-8	* Virginia Tech
3-24	H	L	3-5	* Duke
3-25	H	L	2-3	* Duke
3-30	H	L	4-5	Ohio
4-1	H	L	1-4	* Washington & Lee
4-5	H	W	5-0	* Davidson
4-9	H	L	1-12	* North Carolina
4-10	A	L ⁽¹⁰⁾	6-7	* Davidson
4-12	A	L	2-5	Georgia
4-16	H	L	4-7	* South Carolina
4-17	H	W	11-2	* South Carolina
4-19	H	W	7-6	* Furman
4-23	H	W	9-2	Presbyterian College
4-24	A	L	4-5	Newberry
4-28	A	L	8-11	* Furman
4-30	A	W	8-1	Wofford
5-1	A	W	3-1	Erskine
5-3	H	L	1-3	* Furman
5-5	A	W	2-1	Presbyterian College
5-7	H	W	16-10	Wofford
5-10	A	W	5-4	* Furman
5-14	H	W	13-9	Newberry
5-15	N1	L	2-8	Erskine
5-18	H	W	4-3	* The Citadel
5-21	A	W	7-2	* South Carolina
5-22	A	W	6-5	* South Carolina
5-25	A	W	6-4	* The Citadel

* - SoCon game; N1 - Anderson, SC

1949 (11-12 Overall; 10-5 SoCon)

Head Coach: Walter Cox (3rd Season)

Date	St	W-L	Score	Opponent
3-26	H	W	8-1	* Davidson
3-30	H	W	13-3	* Duke
3-31	H	L	16-18	* Duke
4-1	A	W	4-3	Presbyterian College
4-4	H	L	6-12	Georgia
4-9	H	L	5-19	Presbyterian College
4-15	A	L	7-9	Florida
4-16	A	L ⁽¹⁰⁾	13-14	Florida
4-18	H	L	18-20	Wofford
4-19	H	W	9-6	* Furman
4-23	A	L ⁽⁷⁾	0-2	* The Citadel ⁽¹⁾
4-23	A	W ⁽⁷⁾	5-0	* The Citadel ⁽²⁾
4-26	A	L	9-10	Newberry
4-27	A	W	16-3	* Furman
5-2	H	W ⁽¹⁰⁾	6-5	* Furman
5-4	A	L	1-3	Wofford
5-6	H	W ⁽¹¹⁾	6-5	* South Carolina



THE 1947 TIGERS HAD A 24-5 RECORD AND WON THE SOUTHERN CONFERENCE TITLE.

5-10	A	W ⁽¹²⁾	4-3	* Furman
5-13	H	W	10-5	* The Citadel
5-14	H	W	16-4	* The Citadel
5-16	N1	L	1-6	* N.C. State
5-20	A	L	2-4	* South Carolina
5-21	A	L	6-7	* South Carolina

* - SoCon game; N1 - Laurinburg, NC

1950 (20-11 Overall; 13-3 SoCon)

NCAA District III Playoffs

Head Coach: Walter Cox (4th Season)

Date	St	W-L	Score	Opponent
3-24	H	W	14-12	Michigan State
3-25	H	L	5-18	Michigan State
3-29	H	L	8-9	* Duke
3-30	H	W	17-6	* Duke
4-1	A	W	15-2	Presbyterian College
4-6	N1	L	1-2	# Bradley
4-6	A	L	0-6	# Rollins
4-7	N1	W	9-1	# Bradley
4-8	A	W	13-9	# Rollins
4-11	H	W ⁽¹⁰⁾	11-10	Presbyterian College
4-12	A	L	5-8	Georgia
4-15	H	W	13-11	* Davidson
4-17	H	W	7-3	Georgia
4-18	H	W	12-0	* Furman
4-21	A	W	16-4	* The Citadel
4-22	A	W ⁽¹⁰⁾	7-5	* The Citadel
4-26	A	W	10-3	* Furman
4-29	A	L	4-6	* Davidson
5-1	H	W	21-6	* Furman
5-5	A	W	14-5	* South Carolina
5-6	A	L	2-10	* South Carolina
5-9	A	W	11-7	* Furman
5-12	H	W	19-10	* The Citadel
5-13	H	W	12-11	* The Citadel
5-15	H	W ⁽¹¹⁾	8-7	* South Carolina
5-16	H	W	18-9	* South Carolina
5-26	N2	L	2-14	+ Wake Forest
5-26	N2	W	1-0	+ Virginia Tech
5-27	N2	L	2-3	+ Maryland
6-8	N3	L	1-6	\$ Alabama
6-9	N3	L	2-4	\$ Kentucky

* - SoCon game; # - Rollins Invitational; + - SoCon

Tournament; \$ - NCAA District III Playoffs; N1 -

Winter Park, FL; N2 - Greensboro, NC; N3 - Kan-

napolis, NC

1951 (18-7 Overall; 16-2 SoCon)

Head Coach: Walter Cox (5th Season)

Date	St	W-L	Score	Opponent
3-23	A	L	9-10	Rollins
3-24	A	L	2-5	Rollins
3-26	H	L	7-8	Michigan State
3-27	H	L	6-16	Michigan State
4-4	A	W	4-1	Erskine

4-7	A	W	12-5	* Davidson
4-9	H	W	8-6	* South Carolina
4-10	H	W	11-1	* South Carolina
4-14	A	W	15-5	* The Citadel ⁽¹⁾
4-14	A	W ⁽⁷⁾	3-1	* The Citadel ⁽²⁾
4-17	H	W	26-13	* Furman
4-20	H	W	7-6	* The Citadel
4-21	H	W	12-3	* The Citadel
4-25	A	W	10-8	* Furman
4-26	A	W	4-3	* Duke
4-27	A	W	4-3	* North Carolina
4-28	A	L	5-7	* N.C. State
4-30	H	W	6-1	* Furman
5-4	H	W	20-2	* Davidson
5-5	H	L ⁽¹⁰⁾	8-12	* Wake Forest
5-8	A	W	12-2	* Furman
5-11	N1	W	12-4	* South Carolina
5-12	A	W ⁽⁷⁾	16-5	* South Carolina
5-18	N2	W	6-2	+ West Virginia
5-19	N2	L	0-5	+ Duke

* - SoCon game; + - SoCon Tournament; N1 - Or-

angeburg, SC; N2 - Greensboro, NC

1952 (10-12 Overall; 10-10 SoCon)

Head Coach: Bob Smith (1st Season)

Date	St	W-L	Score	Opponent
3-24	H	L	3-13	Michigan State
3-25	H	L ⁽⁸⁾	1-5	Michigan State
3-28	H	L	8-14	* Duke
3-29	H	W	10-9	* Duke
4-2	H	W	21-5	* Davidson
4-4	N1	W	5-2	* South Carolina
4-5	A	L	4-6	* South Carolina
4-7	H	L	5-12	* Wake Forest
4-8	H	L	14-16	* Wake Forest
4-12	A	L	3-4	* Davidson
4-14	A	L	2-6	* Duke
4-15	A	L	7-11	* Wake Forest
4-18	H	L	5-8	* The Citadel
4-19	H	W	14-4	* The Citadel
4-23	H	W	4-2	* Furman
4-25	H	L	3-4	* North Carolina
4-29	A	L ⁽¹⁵⁾	4-5	* Furman
5-3	A	W ⁽¹⁰⁾	6-4	* The Citadel ⁽¹⁾
5-3	A	W ⁽⁷⁾	6-4	* The Citadel ⁽²⁾
5-5	H	W ⁽¹⁰⁾	12-11	* Furman ⁽¹⁾
5-5	H	W ⁽⁷⁾	5-4	* Furman ⁽²⁾
5-9	H	W	3-1	* South Carolina

* - SoCon game; N1 - Orangeburg, SC

1953 (11-6 Overall; 11-6 SoCon)

Head Coach: Bob Smith (2nd Season)

Date	St	W-L	Score	Opponent
3-24	H	W ⁽⁷⁾	4-3	* The Citadel ⁽¹⁾
3-24	H	W ⁽⁸⁾	11-7	* The Citadel ⁽²⁾
3-26	H	L	4-5	* Duke

4-3	A	L	4-5	* North Carolina
4-4	A	W	8-4	* N.C. State
4-8	A	W	15-1	* Furman
4-10	H	W ⁽⁷⁾	7-0	* Davidson ⁽¹⁾
4-10	H	W	6-4	* Davidson ⁽²⁾
4-13	H	W	13-4	* South Carolina
4-14	H	L	7-9	* South Carolina
4-22	H	W ⁽¹⁴⁾	13-12	* Furman
4-25	A	L ⁽⁷⁾	4-6	* Furman
5-1	N1	W	5-0	* The Citadel
5-2	A	L	1-5	* The Citadel
5-8	A	W	2-0	* South Carolina
5-9	A	L	4-13	* South Carolina
5-11	N2	W	3-1	* Furman

* - SoCon game; # - no-hit game; N1 - Orangeburg,

SC; N2 - Anderson, SC

1954 (14-10 Overall; 8-4 ACC, 1st)

ACC Champion

Head Coach: Bob Smith (3rd Season)

Date	St	W-L	Score	Opponent
3-22	A	W	3-2	Florida
3-23	A	L	9-10	Florida
3-26	N1	W ⁽⁸⁾	7-4	Ohio State
3-26	A	L	0-3	Rollins
3-27	N1	L	5-11	Ohio State
3-29	H	W	19-4	Washington & Lee
3-30	H	W	22-2	Washington & Lee
4-2	H	W	5-1	* N.C. State
4-3	H	W	8-4	* N.C. State
4-8	A	W	5-2	Furman
4-13	A	W	10-1	* South Carolina
4-15	A	W	5-3	* Wake Forest
4-20	A	W	5-0	* Wake Forest
4-23	A	W	5-4	* Duke
4-24	A	L	0-11	* Duke
4-30	H	W ⁽¹⁰⁾	4-3	* North Carolina
5-1	H	L	8-10	* North Carolina
5-4	H	W	2-0	* South Carolina
5-8	A	L	2-3	* Maryland ⁽¹⁾
5-8	A	L	0-3	* Maryland ⁽²⁾
5-12	H	L	9-13	Furman
5-15	N2	W	11-0	Newberry
5-22	H	L	10-11	* Virginia Tech
5-24	A	L	1-7	* Virginia Tech

* - ACC game; \$ - NCAA District III play-in game;

N1 - Winter Park, FL; N2 - Joanna, SC

1955 (7-11 Overall; 5-9 ACC, 7th)

Head Coach: Bob Smith (4th Season)

Date	St	W-L	Score	Opponent
3-29	N1	W	5-3	* Duke
4-2	H	L ⁽⁷⁾	2-3	* N.C. State
4-7	H	W	3-2	* Virginia
4-8	H	W	11-8	* Virginia
4-12	H	L	4-18	* Maryland ⁽¹⁾

4-12	H	L ⁽⁷⁾	2-11	* Maryland ⁽²⁾
4-15	A	L	4-6	Georgia Tech
4-16	A	W	8-4	Georgia Tech
4-19	A	W	7-2	Furman
4-22	A	L	3-10	* Duke
4-23	A	W	4-3	* North Carolina
4-25	A	L	4-11	* Wake Forest
4-26	A	W	12-10	* N.C. State
4-30	H	L	3-4	* South Carolina
5-6	H	L	11-15	* Wake Forest
5-7	H	L	8-11	* North Carolina
5-11	A	L	2-9	* South Carolina
5-14	H	L	7-8	Furman

* - ACC game; N1 - Anderson, SC

1956 (4-14-2 Overall; 2-10-2 ACC, 7th)

Head Coach: Bob Smith (5th Season)

Date	St	W-L	Score	Opponent
3-23	H	L	11-13	The Citadel
3-24	H	W	15-14	The Citadel
3-26	H	T	11-11	* Duke
3-30	A	L	3-7	* Virginia
3-31	A	L	6-9	* Virginia
4-2	A	W ⁽¹⁰⁾	6-4	* Maryland
4-9	A	L	4-5	Furman
4-13	H	L	7-10	* N.C. State
4-14	H	T ^(4 1/2)	6-6	* Wake Forest
4-18	H	L	6-21	Georgia Tech
4-20	A	L ⁽⁷⁾	0-6	* Duke ⁽¹⁾
4-20	A	L ⁽⁷⁾	3-8	* Duke ⁽²⁾
4-21	A	L	2-4	* North Carolina
4-25	A	L	1-2	Georgia Tech
4-27	A	W	5-1	* South Carolina
4-30	H	L	9-18	* North Carolina
5-3	H	W	4-2	Furman
5-7	A	L ⁽⁸⁾	0-14	* Wake Forest
5-8	A	L	1-5	* N.C. State
5-11	H	L	3-12	* South Carolina

* - ACC game

1957 (6-12 Overall; 3-11 ACC, 8th)

Head Coach: Bob Smith (6th Season)

Date	St	W-L	Score	Opponent
3-29	H	L	2-6	* Virginia
3-30	H	W	6-3	* Maryland
4-6	H	W	6-3	Furman
4-9	H	L	2-6	* Duke
4-12	H	L	5-6	* N.C. State
4-13	H	L	6-9	* Wake Forest
4-17	A	L	1-2	* North Carolina
4-19	A	L	2-6	* Duke
4-22	A	L	2-8	* N.C. State
4-23	A	L	1-6	* Wake Forest
4-27	A	L	3-4	* South Carolina
4-29	H	W	4-3	* North Carolina
5-1	A	L	3-5	Furman
5-6	A	W	5-0	Georgia Tech
5-7	H	W ⁽¹⁰⁾	7-6	Georgia Tech
5-10	A	L	2-4	* Maryland
5-11	A	L	3-8	* Virginia
5-14	H	W	10-6	* South Carolina

* - ACC game


1958 (22-8 Overall; 11-3 ACC, 1st)

ACC Champion

College World Series Participant

Head Coach: Bill Wilhelm (1st Season)

Date	St	W-L	Score	Opponent
3-24	H	W ⁽⁷⁾	7-5	Michigan State
3-27	A	W	9-1	Furman
3-31	A	W ⁽¹¹⁾	5-4	The Citadel
4-2	H	W	23-9	The Citadel
4-3	H	L	2-3	Michigan State
4-4	H	W	10-1	* Virginia
4-5	H	W	6-2	* Maryland
4-8	A	L	1-8	Georgia Tech
4-9	H	W	2-1	* North Carolina
4-14	A	W	10-4	* Virginia
4-15	A	W	13-4	* Maryland
4-16	A	W	6-5	* N.C. State
4-17	H	W	12-8	* Wake Forest
4-21	H	W	5-3	* South Carolina
4-25	A	L	1-2	* North Carolina
4-26	A	L	4-5	* Wake Forest
5-1	A	W	8-1	* Duke
5-3	A	W	15-11	* N.C. State
5-8	H	W	11-6	Furman
5-9	A	W	9-2	* South Carolina
5-12	A	L	1-7	* Duke



THE 1962 TIGERS HAD A 17-8 RECORD IN BILL WILHELM'S FIFTH SEASON AS HEAD COACH.

5-19	N1	W	4-1	^ North Carolina
6-5	N1	L	6-8	\$ Florida
6-7	N1	W	4-2	\$ George Washington
6-7	N1	W ⁽¹⁰⁾	8-5	\$ Florida State
6-9	N1	W	15-14	\$ Florida ⁽¹⁾
6-9	N1	W	3-1	\$ Florida ⁽²⁾
6-14	N2	W	4-1	! Arizona
6-15	N2	L	4-17	! Holy Cross
6-16	N2	L	3-5	! Western Michigan

* - ACC game; ^ - ACC Playoffs; \$ - NCAA District III Playoffs; ! - College World Series; N1 - Gastonia, NC; N2 - Omaha, NE

1959 (24-8 Overall; 9-5 ACC, 1st)

ACC Champion

College World Series Participant

Ranked #7 by Collegiate Baseball

Head Coach: Bill Wilhelm (2nd Season)

Date	St	W-L	Score	Opponent
3-23	H	W	8-6	The Citadel
3-26	H	W	6-1	Massachusetts
3-27	H	W	13-1	* Virginia
3-28	N1	W	9-2	* Maryland
3-30	A	W	8-2	Georgia
3-31	H	W	16-8	Adelphi
4-1	H	W	4-3	* Wake Forest
4-3	A	W	11-0	* South Carolina
4-4	A	W	6-4	Furman
4-6	H	L	3-6	* North Carolina
4-7	H	L	7-8	* N.C. State
4-14	A	L	3-7	* Maryland
4-15	A	L	3-4	* Virginia
4-24	A	W	2-1	* North Carolina
4-25	A	W	6-5	* Wake Forest
4-28	H	W	2-1	Georgia
4-30	A	W	12-7	* Duke
5-1	A	W	10-0	* Duke
5-2	A	L	2-9	* N.C. State
5-4	H	W	5-2	Georgia Southern
5-5	H	L	1-2	Georgia Southern
5-8	H	W	10-1	Furman
5-9	A	W	6-2	Oglethorpe
5-12	H	W	10-1	* South Carolina
5-16	N2	W	4-2	^ Wake Forest
5-18	N3	W	9-7	^ North Carolina
6-4	N3	W	9-6	\$ Georgia Tech
6-5	N3	W	24-2	\$ Florida State
6-6	N3	W	5-0	\$ Florida State
6-13	N4	L ⁽¹²⁾	2-3	! Arizona
6-14	N4	W	7-1	! Colorado State
6-15	N4	L	0-7	! Penn State

* - ACC game; ^ - ACC Playoffs; \$ - NCAA District III Playoffs; ! - College World Series; N1 - Orangeburg, SC; N2 - Thomasville, NC; N3 - Gastonia, NC; N4 - Omaha, NE

1960 (11-10-1 Overall; 7-6 ACC, 4th)

Head Coach: Bill Wilhelm (3rd Season)

Date	St	W-L	Score	Opponent
3-21	A	T	7-7	Georgia Southern
3-22	A	W ⁽⁸⁾	15-4	Georgia Southern

3-25	H	L	5-8	The Citadel
3-26	H	W	16-6	The Citadel
3-31	H	W	10-0	Georgia Tech
4-2	H	W	11-10	Georgia
4-8	H	W	15-5	* Virginia
4-9	H	L	5-20	* Maryland
4-15	A	W	4-0	* North Carolina
4-16	A	L	0-5	* N.C. State
4-19	A	W	6-2	* Virginia
4-23	H	W	12-10	* South Carolina
4-25	A	L	1-4	Georgia
5-2	H	W	15-5	* Wake Forest ⁽¹⁾
5-2	H	L ⁽⁷⁾	2-3	* Wake Forest ⁽²⁾
5-3	H	W	6-1	* Duke
5-4	H	W	4-2	* Duke
5-5	A	L	1-2	* South Carolina
5-9	H	L	3-6	* North Carolina
5-10	H	L ⁽¹⁰⁾	7-8	* N.C. State
5-13	H	L	4-6	Furman
5-14	A	L ⁽¹¹⁾	3-4	Furman

* - ACC game

1961 (12-11 Overall; 6-8 ACC, 5th)

Head Coach: Bill Wilhelm (4th Season)

Date	St	W-L	Score	Opponent
3-24	A	L	4-6	The Citadel
3-25	A	W	6-4	The Citadel
4-1	H	W	9-8	* Maryland
4-1	H	W	23-9	* Virginia
4-4	A	W	5-3	Georgia
4-7	H	L	5-8	* Duke
4-8	H	L	0-5	* Wake Forest
4-11	H	W	14-9	Furman
4-14	H	L	9-17	* North Carolina
4-18	H	W	21-5	* South Carolina
4-21	A	L	7-9	* Maryland
4-22	A	W	10-6	* Virginia
4-25	A	W	3-1	* South Carolina
4-28	A	L	2-9	* North Carolina
4-29	A	L ⁽⁷⁾	1-2	* N.C. State ⁽¹⁾
4-29	A	W	11-6	* N.C. State ⁽²⁾
5-2	A	W	15-5	Georgia Tech
5-5	A	L	3-4	* Wake Forest
5-6	A	L	1-3	* Duke
5-11	H	W	20-2	Rollins
5-12	H	L ⁽⁶⁾	2-4	Rollins
5-13	N1	W	7-4	% North Carolina
5-15	A	L ⁽⁶⁾	4-5	Furman

* - ACC game; % - not counted in ACC standings; N1 - Belmont, NC

1962 (17-8 Overall; 8-6 ACC, T-3rd)

Head Coach: Bill Wilhelm (5th Season)

Date	St	W-L	Score	Opponent
3-20	A	L	2-10	Georgia
3-23	H	W	17-1	The Citadel
3-24	H	W	22-3	The Citadel
3-30	A	L	8-14	Florida State
4-3	H	W	6-3	Georgia
4-7	H	W	3-2	* Maryland
4-10	H	L	3-4	* Duke

4-14	A	W	3-2	* Maryland
4-16	A	W ⁽⁷⁾	11-2	* Virginia ⁽¹⁾
4-16	A	L	5-7	* Virginia ⁽²⁾
4-19	H	W	14-11	Florida State
4-20	H	W	6-4	* Wake Forest
4-21	A	W	9-6	Georgia Tech ⁽¹⁾
4-21	A	W ⁽⁷⁾	18-4	Georgia Tech ⁽²⁾
4-24	A	W	5-4	* South Carolina
4-27	A	L	5-11	* North Carolina
4-28	A	W	9-2	* N.C. State
5-2	H	W	7-3	Furman
5-4	A	L	4-20	* Wake Forest
5-5	A	L	3-7	* Duke
5-8	H	W	27-17	* South Carolina
5-11	H	W	11-4	* North Carolina
5-12	H	L	0-1	* N.C. State
5-14	N1	W	6-0	% Wake Forest
5-15	A	W	11-1	Furman

* - ACC game; % - not counted in ACC standings; N1 - Belmont, NC

1963 (15-11 Overall; 9-5 ACC, T-2nd)

Head Coach: Bill Wilhelm (6th Season)

Date	St	W-L	Score	Opponent
3-21	A	L	7-10	Florida State
3-22	A	W	12-7	Florida State
3-23	A	L	3-12	Florida State
3-23	N1	W	17-4	Navy
3-27	A	W	6-4	Georgia Tech
3-29	A	W	7-4	The Citadel
3-30	A	L	3-7	# The Citadel
4-3	H	L	8-10	Georgia Tech
4-8	H	L	6-11	Georgia
4-10	A	L	2-5	Georgia
4-12	A	L	4-5	* Virginia
4-13	A	W	10-4	* Virginia
4-15	A	L	1-2	* Maryland
4-16	A	W ⁽¹³⁾	7-3	* Maryland
4-19	H	W	14-7	* N.C. State
4-20	H	W	8-2	* North Carolina
4-23	H	W	9-2	* South Carolina
4-26	A	L	5-14	* Wake Forest
4-27	A	W	5-1	* Duke
5-3	H	W	5-4	* Duke
5-4	H	L	8-14	* Wake Forest
5-7	A	W	6-5	Furman
5-10	A	W	12-11	* N.C. State
5-11	A	L	4-6	* North Carolina
5-14	A	W	5-1	*+ North Carolina
5-15	H	W	11-6	Furman

* - ACC game; # - no-hit game; + - Wilhelm's 100th victory; N1 - Tallahassee, FL

1964 (13-13 Overall; 6-7 ACC, T-4th)

Head Coach: Bill Wilhelm (7th Season)

Date	St	W-L	Score	Opponent
3-19	A	L	5-8	Florida State
3-20	A	W	8-5	Florida State
3-20	N1	L	3-6	Tennessee
3-21	A	L	6-12	Florida State
3-23	H	W	9-3	Yale

3-24	H	W	10-5	Yale
3-27	H	W	9-1	* Virginia
3-28	H	L	9-11	* Virginia
3-30	H	L	3-6	* Maryland
3-31	H	W	11-8	* Maryland
4-1	H	W	11-4	Cornell
4-9	A	W	11-9	Georgia
4-11	H	L	8-10	Georgia
4-14	H	W	22-4	Georgia Tech
4-17	A	L	2-3	* N.C. State
4-18	A	L	3-4	* North Carolina
4-24	A	W	5-3	* Duke
4-25	A	L ⁽¹¹⁾	3-4	* Wake Forest
4-28	A	W	4-2	* South Carolina
5-1	H	L	0-3	* Wake Forest
5-6	A	W	1-0	Furman
5-8	H	W	9-4	* N.C. State
5-9	H	L	5-12	* North Carolina
5-12	H	W	5-3	* South Carolina
5-13	H	L	9-10	Furman
5-14	A	L	3-4	Georgia Tech

* - ACC game; N1 - Tallahassee, FL

1965 (18-10-2 Overall; 9-5 ACC, 2nd)

Head Coach: Bill Wilhelm (8th Season)

Date	St	W-L	Score	Opponent
3-20	A	L	0-2	Georgia
3-22	A	W	4-2	The Citadel
3-23	A	W	6-2	The Citadel
3-30	H	L	3-6	Ohio
3-31	H	W ⁽⁷⁾	15-1	Miami (OH)
4-1	H	W	14-0	Miami (OH) ⁽¹¹⁾
4-1	H	W ⁽⁷⁾	9-0	Miami (OH) ⁽²⁾
4-3	H	W ⁽⁷⁾	4-2	Georgia Tech ⁽¹¹⁾
4-3	H	T ⁽⁷⁾	6-6	Georgia Tech ⁽²⁾
4-6	H	W	11-9	Furman
4-9	H	W	6-5	* North Carolina
4-10	H	L	5-8	* N.C. State
4-12	H	L	4-8	Georgia
4-16	A	L	1-6	* Maryland
4-17	A	L	1-2	* Maryland
4-20	A	W	5-2	* Virginia ⁽¹¹⁾
4-20	A	L	0-1	* Virginia ⁽²⁾
4-23	H	W	10-2	* Duke
4-24	H	W	9-5	* Wake Forest
4-26	H	W	9-8	Florida State
4-27	H	L	11-13	Florida State ⁽¹¹⁾
4-27	H	L ⁽⁵⁾	3-16	Florida State ⁽²⁾
4-30	A	L ⁽¹³⁾	3-4	* North Carolina
5-1	A	W	6-4	* N.C. State
5-4	H	W	18-1	* South Carolina
5-7	A	W	8-0	* Duke

5-8	A	W	2-0	* Wake Forest
5-11	A	T	4-4	Georgia Tech
5-13	A	W	9-3	* South Carolina
5-15	A	W	4-3	Furman

* - ACC game

1966 (20-7-2 Overall; 9-4 ACC, 2nd)

Head Coach: Bill Wilhelm (9th Season)

Date	St	W-L	Score	Opponent
3-21	H	W	11-0	Virginia Tech
3-22	H	W	9-6	Virginia Tech
3-25	H	W	11-5	The Citadel
3-26	H	W	27-2	The Citadel
3-28	H	T ⁽¹⁰⁾	12-12	Ohio
3-29	H	W	6-4	Ohio
3-30	H	W	8-3	Ohio
4-2	H	W	11-0	* Duke
4-5	H	W	7-3	* Wake Forest
4-8	H	W	11-2	* Maryland
4-9	H	W	12-7	* Maryland
4-11	H	W	8-4	* Virginia
4-12	H	W	18-3	* Virginia
4-15	A	L	1-6	* North Carolina
4-16	A	L	6-7	* N.C. State
4-18	H	W	14-9	Georgia Tech
4-19	A	W	17-9	Georgia
4-23	A	L	5-6	* Wake Forest
4-25	H	W	18-6	Furman
4-26	H	W	11-6	* South Carolina
4-30	H	L ⁽⁶⁾	3-5	* North Carolina
5-12	H	T ⁽⁹⁾	3-3	Georgia
5-16	H	W	8-7	* N.C. State
5-17	A	W	6-3	Furman
5-19	A	W	8-2	* South Carolina
5-20	A	L	1-4	Georgia Tech
5-23	A	L	5-11	Florida State
5-24	A	L	3-4	Florida State
5-25	A	W	4-3	Florida State

* - ACC game

1967 (29-9 Overall; 11-2 ACC, 1st)

ACC Champion

Ranked #7 by Collegiate Baseball

Head Coach: Bill Wilhelm (10th Season)

Date	St	W-L	Score	Opponent
3-17	H	W	4-1	Kentucky
3-18	H	W	9-0	Kentucky
3-20	H	L	5-6	Tennessee
3-21	H	W	6-2	Tennessee
3-23	H	W	8-1	Rhode Island ⁽¹¹⁾
3-23	H	L ⁽⁷⁾	4-6	Rhode Island ⁽²⁾
3-24	H	W	8-4	Springfield

3-25	H	W	6-1	Springfield
3-27	H	L	1-4	Massachusetts
3-29	H	W	4-0	Massachusetts ⁽¹⁾
3-29	H	W ⁽⁷⁾	9-4	Massachusetts ⁽²⁾
3-31	H	W	15-2	Davidson
4-4	H	W	10-1	Georgia Tech
4-5	A	W	7-3	Furman
4-7	H	W	6-1	* North Carolina
4-8	H	W	9-6	* N.C. State
4-10	H	L	1-4	Georgia
4-11	A	L	1-4	* South Carolina
4-14	A	W	8-2	* Wake Forest
4-15	A	L	3-10	* Duke
4-17	H	W	6-5	Furman
4-18	H	W	8-1	* South Carolina
5-3	A	W	2-1	Georgia
5-5	H	W	4-0	* Duke
5-6	A	W	3-0	# Georgia Tech
5-8	A	W	2-0	* North Carolina
5-9	A	W	8-5	* N.C. State
5-10	A	W	7-2	* Virginia
5-11	A	W	2-0	* Virginia
5-12	A	W	2-1	* Maryland
5-13	A	W	8-4	* Maryland
5-16	A	W ⁽⁷⁾	6-1	Virginia Tech ⁽¹⁾
5-16	A	L ⁽⁷⁾	2-4	Virginia Tech ⁽²⁾
6-2	N1	L	3-5	\$ Florida State
6-3	N1	W	5-0	\$ West Virginia
6-3	N1	W	6-4	\$ Florida State
6-5	N1	W	3-2	\$ Auburn ⁽¹⁾
6-5	N1	L ⁽¹³⁾	5-6	\$ Auburn ⁽²⁾

* - ACC game; # - no-hit game; \$ - NCAA District III Playoffs; N1 - Gastonia, NC

1968 (27-14 Overall; 11-7 ACC, 4th)

Head Coach: Bill Wilhelm (11th Season)

Date	St	W-L	Score	Opponent
3-13	A	W ⁽⁷⁾	6-3	Mississippi State ⁽¹⁾
3-13	A	W ⁽⁷⁾	2-1	Mississippi State ⁽²⁾
3-14	A	L	0-11	Mississippi
3-15	A	L ⁽⁷⁾	0-6	Mississippi ⁽¹⁾
3-15	A	W ⁽⁷⁾	5-3	Mississippi ⁽²⁾
3-19	H	L ⁽⁷⁾	5-9	Ohio ⁽¹⁾
3-19	H	W ⁽⁷⁾	7-5	Ohio ⁽²⁾
3-20	H	W	5-4	Ohio
3-22	H	L ⁽⁶⁾	2-6	Virginia Tech
3-23	H	W	2-1	Virginia Tech
3-26	H	W	20-4	Furman
3-29	H	W	6-4	* Virginia
3-30	H	W	8-1	Springfield
4-2	H	W ⁽¹¹⁾	3-2	Georgia
4-6	H	W ⁽⁷⁾	11-0	* Wake Forest ⁽¹⁾
4-6	H	W ⁽⁷⁾	9-0	* Wake Forest ⁽²⁾
4-8	H	W ⁽⁷⁾	8-4	Rhode Island ⁽¹⁾
4-8	H	L ⁽⁷⁾	3-6	Rhode Island ⁽²⁾
4-9	H	W	3-2	Rhode Island
4-11	A	W	12-4	Furman
4-12	H	W	14-7	* N.C. State
4-13	H	L ⁽⁷⁾	1-2	* North Carolina ⁽¹⁾
4-13	H	W ⁽⁷⁾	4-0	* North Carolina ⁽²⁾
4-15	H	W	6-3	Georgia Tech
4-16	H	W	6-5 †	* South Carolina
4-20	H	W ⁽⁷⁾	3-1	* Maryland ⁽¹⁾
4-20	H	L ⁽⁷⁾	2-7	* Maryland ⁽²⁾
5-2	A	W ⁽¹⁰⁾	2-1	* North Carolina
5-3	A	L ⁽⁷⁾	2-4	* N.C. State ⁽¹⁾
5-3	A	L ⁽⁷⁾	1-6	* N.C. State ⁽²⁾
5-4	A	L	0-7	Georgia Tech
5-6	A	W ⁽¹⁰⁾	3-2	Georgia
5-7	A	W ⁽⁷⁾	1-0	* South Carolina ⁽¹⁾
5-7	A	L ⁽⁷⁾	3-4	* South Carolina ⁽²⁾
5-8	A	W	7-0	East Carolina
5-9	A	W	8-1	East Carolina
5-10	A	W ⁽¹⁰⁾	2-0	* Wake Forest
5-11	A	W ⁽⁷⁾	5-3	* Duke ⁽¹⁾
5-11	A	L ⁽⁷⁾	0-7	* Duke ⁽²⁾
5-13	A	L ⁽¹¹⁾	2-3	George Washington
5-14	A	L	0-1	* Maryland

* - ACC game; † - Wilhelm's 200th victory

1969 (27-17-2 Overall; 12-8-1 ACC, 3rd)

Head Coach: Bill Wilhelm (12th Season)

Date	St	W-L	Score	Opponent
3-15	H	W	5-4	East Tennessee State ⁽¹⁾
3-15	H	W ⁽⁷⁾	7-2	East Tennessee State ⁽²⁾
3-19	H	L	3-17	Ohio
3-20	H	L ⁽¹¹⁾	5-7	Ohio
3-21	H	W	5-4	Virginia Tech
3-22	H	W ⁽⁷⁾	5-4	Virginia Tech

3-22	H	W	18-1	Kent State
3-24	H	L ⁽⁷⁾	5-9	Kent State ⁽¹⁾
3-24	H	T ⁽⁶⁾	6-6	Kent State ⁽²⁾
3-25	H	W	16-10	Massachusetts
3-26	H	W	13-9	Massachusetts
3-28	H	W ⁽⁷⁾	28-1	Buffalo
3-29	H	W ⁽⁷⁾	15-4	Buffalo ⁽¹⁾
3-29	H	W ⁽⁷⁾	18-4	Buffalo ⁽²⁾
3-30	H	W	10-1	Georgia
4-1	H	W	12-5	Furman
4-4	H	W ⁽⁷⁾	5-3	* N.C. State ⁽¹⁾
4-4	H	W ⁽⁷⁾	3-0	* N.C. State ⁽²⁾
4-5	H	L	5-10	* North Carolina
4-7	A	L	6-13	* Duke
4-8	A	W ⁽⁷⁾	4-3	* Wake Forest ⁽¹⁾
4-8	A	L ⁽⁷⁾	0-11	* Wake Forest ⁽²⁾
4-9	A	W	16-11	Georgia
4-11	H	W ⁽⁷⁾	12-5	* Virginia ⁽¹⁾
4-11	H	W ⁽⁷⁾	9-3	* Virginia ⁽²⁾
4-12	H	W	7-0	* Maryland
4-16	A	T ⁽¹³⁾	4-4	* South Carolina
4-19	H	L	2-6	Florida State ⁽¹⁾
4-19	H	L	1-3	Florida State ⁽²⁾
4-21	H	L	3-4	Georgia Tech
4-23	H	W	14-1	Jacksonville
4-26	A	W	10-3	Furman
5-6	H	L ⁽⁷⁾	1-2	* South Carolina ⁽¹⁾
5-6	H	W ⁽⁷⁾	7-3	* South Carolina ⁽²⁾
5-7	A	L	8-9	Davidson
5-9	H	W	7-6	* Wake Forest
5-10	H	W ⁽⁷⁾	8-5	* Duke ⁽¹⁾
5-10	H	W ⁽⁷⁾	7-2	* Duke ⁽²⁾
5-12	A	L	1-7	* N.C. State
5-13	A	L ⁽⁷⁾	2-5	* North Carolina ⁽¹⁾
5-13	A	W ⁽⁷⁾	7-4	* North Carolina ⁽²⁾
5-14	A	L	2-3	Virginia Tech
5-15	A	L	1-8	Virginia Tech
5-16	A	L	0-2	* Virginia
5-17	A	L ⁽⁷⁾	2-3	* Maryland ⁽¹⁾
5-17	A	W ⁽⁷⁾	7-5	* Maryland ⁽²⁾

* - ACC game

1970 (32-16 Overall; 14-7 ACC, 2nd)

Ranked #18 by Collegiate Baseball

Head Coach: Bill Wilhelm (13th Season)

Date	St	W-L	Score	Opponent
3-7	H	W ⁽⁷⁾	10-0	* Louisville ⁽¹⁾
3-7	H	W ⁽⁷⁾	8-1	* Louisville ⁽²⁾
3-12	A	L	3-13	Florida
3-13	A	L	4-5	Florida
3-14	A	W ⁽⁷⁾	5-2	Florida ⁽¹⁾
3-14	A	W ⁽⁷⁾	6-3	Florida ⁽²⁾
3-16	A	W	5-3	Jacksonville
3-17	A	L	0-4	Jacksonville
3-18	N1	W ⁽⁸⁾	5-4	# Virginia Tech
3-18	A	W ⁽⁷⁾	5-1	# Georgia Southern
3-19	N1	W ⁽⁷⁾	6-3	# Virginia Tech
3-19	A	W	6-2	# Georgia Southern
3-23	H	W	6-5	George Washington
3-25	H	L	1-5	Ohio
3-26	H	W ⁽¹⁰⁾	7-6	Ohio
3-27	H	W	14-2	Vermont
3-28	H	W ⁽⁷⁾	8-2	Rider ⁽¹⁾
3-28	H	W ⁽⁸⁾	2-1	Rider ⁽²⁾
4-4	H	W ⁽⁷⁾	2-1	* Wake Forest ⁽¹⁾
4-4	H	W ⁽⁷⁾	5-0	* Wake Forest ⁽²⁾
4-5	H	W	3-1	* Duke
4-7	H	W	17-6	Georgia Tech
4-8	A	W	16-4	Belmont Abbey
4-10	H	W	2-0	* N.C. State
4-11	H	W ⁽⁷⁾	6-4	* North Carolina ⁽¹⁾
4-11	H	W ⁽⁸⁾	5-0	* North Carolina ⁽²⁾
4-14	A	L ⁽⁷⁾	1-2	* South Carolina ⁽¹⁾
4-14	A	W ⁽⁷⁾	2-1	* South Carolina ⁽²⁾
4-15	H	W	4-1	Georgia
4-16	H	W	8-6	Belmont Abbey
4-18	A	L	1-5	* Maryland
4-19	A	W ⁽⁷⁾	5-3	* Virginia ⁽¹⁾
4-19	A	L ⁽⁷⁾	1-5	* Virginia ⁽²⁾
5-5	H	W	4-0	* South Carolina
5-6	A	L ⁽¹²⁾	10-11	Georgia
5-7	A	L	1-7	Georgia Tech
5-9	H	W ⁽⁷⁾	3-1	* Maryland ⁽¹⁾
5-9	H	W ⁽⁷⁾	9-1	* Maryland ⁽²⁾
5-10	H	W	6-2	* Virginia
5-11	A	L	3-5	* North Carolina
5-12	A	W ⁽⁷⁾	7-2	* N.C. State ⁽¹⁾
5-12	A	L ⁽⁷⁾	2-3	* N.C. State ⁽²⁾
5-13	A	L	5-14	Virginia Tech

5-14	A	L	0-1	Virginia Tech
5-15	A	W	9-5	* Wake Forest
5-16	A	L ⁽⁷⁾	1-2	* Duke ⁽¹⁾
5-16	A	L ⁽⁷⁾	1-2	* Duke ⁽²⁾
5-22	N2	L	3-4	^ Maryland

* - ACC game; ^ - first game played at Doug Kingsmore Stadium; # - Georgia Southern Tournament; ^ - ACC Playoff game; N1 - Statesboro, GA; N2 - Raleigh, NC

1971 (27-14 Overall; 10-4 ACC, 2nd)

Ranked #22 by Collegiate Baseball

Head Coach: Bill Wilhelm (14th Season)

Date	St	W-L	Score	Opponent
3-6	H	W ⁽⁷⁾	4-0	Louisville ⁽¹⁾
3-6	H	W ⁽⁷⁾	9-2	Louisville ⁽²⁾
3-11	H	L	1-2	East Tennessee State
3-12	H	W	4-3	East Tennessee State
3-15	A	W	10-5	Mississippi
3-16	A	L	4-12	Mississippi
3-17	A	L	1-8	Mississippi
3-18	A	W	6-4	Mississippi State
3-20	A	L ⁽⁷⁾	1-2	Mississippi State ⁽¹⁾
3-20	A	W	10-8	Mississippi State ⁽²⁾
3-22	H	L ⁽¹⁰⁾	2-6	Ohio
3-23	H	L	3-7	Ohio
3-24	H	W	4-3	Ohio
3-28	N1	L	0-3	* N.C. State
3-30	H	L	3-8	Georgia Southern
3-31	H	W	3-0	Georgia Southern
4-3	H	W	2-1	* Wake Forest
4-4	H	W	5-4	* Duke
4-5	A	W ⁽¹⁰⁾	4-1	Belmont Abbey
4-7	A	W	8-4	Georgia
4-10	N2	L	1-2	* North Carolina ⁽¹⁾
4-10	N2	L	1-3	* North Carolina ⁽²⁾
4-11	A	W	4-0	* N.C. State
4-13	A	L	4-8	Georgia Tech
4-14	H	W	10-3	Georgia
4-15	H	W	7-1	Belmont Abbey
4-16	H	W	8-3	Belmont Abbey
4-17	H	W ⁽⁷⁾	11-0	# Florida State ⁽¹⁾
4-17	H	W	12-7	Florida State ⁽²⁾
4-18	H	W	3-2	Florida State
4-21	H	L	1-4	Georgia Tech
4-25	H	W	8-2	* South Carolina
5-4	A	W	8-4	* South Carolina
5-6	H	L	5-16	* Virginia
5-7	H	W	5-2	* Virginia
5-8	H	W ⁽¹⁰⁾	3-2	* Maryland
5-9	H	W	4-1	* Maryland
5-12	A	W	5-2	* Duke
5-14	A	W	9-1	* Wake Forest
5-15	A	W ⁽⁷⁾	6-4	Virginia Tech
5-16	N3	L	0-4	^ Maryland

* - ACC game; # - no-hit game; ^ - ACC Playoff game; N1 - Columbia, SC; N2 - Durham, NC; N3 - Raleigh, NC

1972 (19-15 Overall; 6-7 ACC, 5th)

Head Coach: Bill Wilhelm (15th Season)

Date	St	W-L	Score	Opponent
3-4	H	W	10-0	Louisville
3-5	H	W	14-2	Louisville
3-6	H	W	1-0	West Virginia
3-7	H	W	9-1	West Virginia
3-10	A	L	7-11	Florida State
3-11	A	L	3-6	Florida State
3-12	A	L	3-20	Florida State
3-17	N1	W	6-4	% Virginia Tech
3-17	A	W	2-1	% Georgia Southern
3-18	A	L	4-10	% Georgia Southern
3-20	N1	L	3-4	% Virginia Tech
3-28	H	W	2-1	Ohio
3-21	H	L ⁽¹⁰⁾	1-2	Ohio
4-1	A	W ⁽⁷⁾	8-0	* North Carolina ⁽¹⁾
4-1	A	L ⁽⁷⁾	1-3	* North Carolina ⁽²⁾
4-2	A	W	7-2	* N.C. State
4-4	H	W	8-0	South Carolina
4-5	A	L	1-2	South Carolina
4-8	H	W ⁽⁷⁾	2-0	* Wake Forest ⁽¹⁾
4-8	H	W ⁽⁷⁾	4-3	* Wake Forest ⁽²⁾
4-9	H	W ⁽¹¹⁾	1-0	Georgia Tech
4-12	A	W	12-4	Georgia
4-15	H	W ⁽⁷⁾	7-0	* N.C. State ⁽¹⁾
4-15	H	L ⁽⁷⁾	2-3	* N.C. State ⁽²⁾
4-16	H	W ⁽¹²⁾	5-4	* North Carolina
4-18	A	W	12-3	Georgia
4-21	N2	W	5-2	South Carolina
5-2	H	W	4-0	Georgia
5-5	A	L	8-9	* Wake Forest
5-6	A	L ⁽⁷⁾	3-4	* Virginia ⁽¹⁾
5-6	A	L ⁽⁷⁾	2-5	* Virginia ⁽²⁾
5-7	A	L	2-5	* Virginia
5-10	A	L	2-3	* Maryland ⁽¹⁾
5-10	A	L ⁽⁷⁾	0-3	^ # Maryland ⁽²⁾

* - ACC game; ^ - not counted in ACC standings; # - no-hit game; † - Wilhelm's 300th victory; % - Georgia Southern Tournament; N1 - Statesboro, GA; N2 - Sumter, SC

1973 (24-16 Overall; 10-2 ACC, T-1st)

Head Coach: Bill Wilhelm (16th Season)

Date	St	W-L	Score	Opponent
3-9	H	W	7-3	West Virginia
3-13	H	W	5-0	Appalachian State
3-15	H	L ⁽¹⁰⁾	4-8	Central Michigan
3-16	H	W ⁽⁸⁾	3-0	#* Maryland
3-18	N1	W	8-4	Austin Peay State
3-19	A	L ⁽⁷⁾	1-2	Mississippi State ⁽¹⁾
3-19	A	L ⁽⁷⁾	0-2	Mississippi State ⁽²⁾
3-20	A	L ⁽⁷⁾	3-6	Mississippi ⁽¹⁾
3-20	A	W ⁽⁵⁾	10-4	Mississippi ⁽²⁾
3-21	A	L	3-10	Mississippi
3-22	A	L	1-10	South Alabama
3-23	N2	W	2-0	Yale
3-23	A	L	1-11	South Alabama

3-25	A	W	15-8	Alabama
3-27	A	W	7-0	* Wake Forest
3-28	H	L ⁽⁷⁾	2-8	Western Michigan ⁽¹⁾
3-28	H	W ⁽⁷⁾	10-8	Western Michigan ⁽²⁾
4-3	H	W ⁽⁸⁾	3-0	* North Carolina
4-4	A	W	4-2	South Carolina
4-5	H	W	12-3	Georgia
4-6	H	L ⁽¹⁰⁾	4-6	* Virginia
4-9	H	W	5-3	* Wake Forest
4-10	H	L	1-3	South Carolina
4-11	A	W	6-5	Georgia
4-13	A	W ⁽⁷⁾	8-1	* N.C. State ⁽¹⁾
4-13	A	L ⁽⁷⁾	1-7	* N.C. State ⁽²⁾
4-14	A	W	3-1	* North Carolina
4-15	A	W	11-3	* Virginia
4-16	A	W	10-0	* Maryland
4-17	A	W ⁽⁷⁾	9-7	* Duke ⁽¹⁾
4-17	A	W ⁽⁷⁾	4-3	* Duke ⁽²⁾
4-20	N3	W	10-3	+ Wake Forest
4-21	N3	W	3-1	+ Virginia
4-22	N3	L ⁽¹⁰⁾	4-8	+ N.C. State ⁽¹⁾
4-22	N3	L	2-3	+ N.C. State ⁽²⁾
4-23	H	L	5-7	Georgia
4-26	H	W ⁽⁷⁾	2-1	Florida State ⁽¹⁾
4-26	H	L ⁽⁷⁾	1-2	Florida State ⁽²⁾
4-27	H	L	1-9	Florida State
4-28	N4	W	9-5	South Carolina

* - ACC game; # - no-hit game; + - ACC Tournament; N1 - Livingston, AL; N2 - Mobile, AL; N3 - Chapel Hill, NC; N4 - Spartanburg, SC

1974 (23-15 Overall; 10-1 ACC, 1st)

Head Coach: Bill Wilhelm (17th Season)

Date	St	W-L	Score	Opponent
3-1	A	L	8-9	Georgia Southern
3-2	A	L	2-5	Georgia Southern
3-3	A	L	3-6	Georgia Southern
3-5	H	W	8-1	Mercer
3-6	H	W	12-0	Mercer
3-8	A	L	3-6	Florida State
3-9	A	W	7-5	Florida State
3-10	A	L	3-5	Florida State
3-13	H	L ⁽¹⁰⁾	3-4	Western Carolina
3-15	H	W	3-2	* Maryland
3-17	A	L	6-17	Florida
3-18	A	L	3-10	Florida
3-19	A	W	24-2	Florida
3-20	A	L	5-6	Florida Southern
3-21	A	W	5-2	Florida Southern
3-26	H	W	5-0	East Tennessee State
3-28	H	L	0-3	South Carolina
3-30	H	W	18-1	* North Carolina
3-31	H	W	18-1	* Duke
4-2	H	W	3-0	Georgia
4-3	A	L	7-11	Georgia Tech
4-6	A	W	7-0	* Wake Forest
4-7	A	W	2-1	* N.C. State
4-9	H	W	12-3	Georgia Tech

4-10	A	L	4-5	Georgia
4-12	A	W	3-2	* North Carolina
4-14	A	W	8-5	* Maryland
4-16	H	W	6-3	Georgia
4-17	H	W	10-8	Georgia Tech
4-19	H	W ⁽¹⁶⁾	3-2	* Virginia ⁽¹⁾
4-19	H	L ⁽⁷⁾	1-2	* Virginia ⁽²⁾
4-20	H	W	12-3	* Wake Forest
4-21	H	W	5-0	* N.C. State
4-26	N1	L	2-3	+ Virginia
4-27	N1	W	6-4	+ North Carolina
4-27	N1	W	9-6	+ Virginia
4-28	A	W	12-5	+ N.C. State ⁽¹⁾
4-28	A	L	6-8	+ N.C. State ⁽²⁾

* - ACC game; + - ACC Tournament; N1 - Raleigh, NC

1975 (33-10 Overall; 10-2 ACC, T-1st)

Ranked #25 by Collegiate Baseball

Head Coach: Bill Wilhelm (18th Season)

Date	St	W-L	Score	Opponent
3-1	H	W	9-6	Gardner-Webb
3-3	H	W	26-6	West Virginia
3-4	H	W	12-3	West Virginia
3-7	H	W ⁽⁸⁾	4-1	Georgia Southern
3-8	H	W	13-3	Georgia Southern
3-9	H	W	9-2	Georgia Southern
3-14	A	W ⁽⁷⁾	9-4	Alabama
3-14	N1	W ⁽⁷⁾	4-1	Tennessee
3-15	N1	L ⁽⁷⁾	4-8	Tennessee
3-15	A	W ⁽⁷⁾	7-3	Alabama
3-17	A	L	1-2	Birmingham-Southern
3-19	A	W	5-4	Auburn ⁽¹⁾
3-19	A	W	6-4	Auburn ⁽²⁾
3-20	A	W	3-0	Mercer
3-21	A	W	3-2	Mercer
3-23	A	W	11-1	Georgia
3-25	H	W	10-7	Marshall
3-26	H	L ⁽⁷⁾	1-4	Marshall ⁽¹⁾
3-26	H	W ⁽⁷⁾	13-0	Marshall ⁽²⁾
3-28	A	L	3-6	* Maryland
3-31	H	W	4-0	Saint John's
4-1	H	W	8-0	Western Carolina
4-4	H	W	4-2	* Virginia
4-5	H	W	6-5	* N.C. State
4-6	H	L	1-3	* N.C. State
4-8	A	W	10-3	Georgia Tech
4-11	H	W ⁽⁷⁾	6-2	* North Carolina ⁽¹⁾
4-11	H	W ⁽⁷⁾	5-2	* North Carolina ⁽²⁾
4-12	H	W	14-3	* Duke ⁽¹⁾
4-12	H	W	8-1	* Duke ⁽²⁾
4-13	H	W	5-2	* Maryland
4-15	H	W	10-1	Georgia
4-16	A	L	2-6	South Carolina
4-18	A	W	6-3	* Virginia
4-19	A	W	7-2	* Wake Forest
4-20	A	W	6-1	* Wake Forest
4-22	A	W	18-3	Georgia Tech
4-25	A	L	2-7	+ North Carolina
4-26	N2	W	15-1	+ Wake Forest
4-26	A	W	7-6	+ North Carolina
4-27	N2	L	2-3	+ N.C. State
5-23	A	L	3-5	\$ Eastern Michigan
5-24	N3	L	4-5	\$ Penn State

* - ACC game; + - ACC Tournament; \$ - NCAA Mid-east Regional; N1 - Tuscaloosa, AL; N2 - Chapel Hill, NC; N3 - Ypsilanti, MI

1976 (36-15 Overall; 10-2 ACC, 1st)

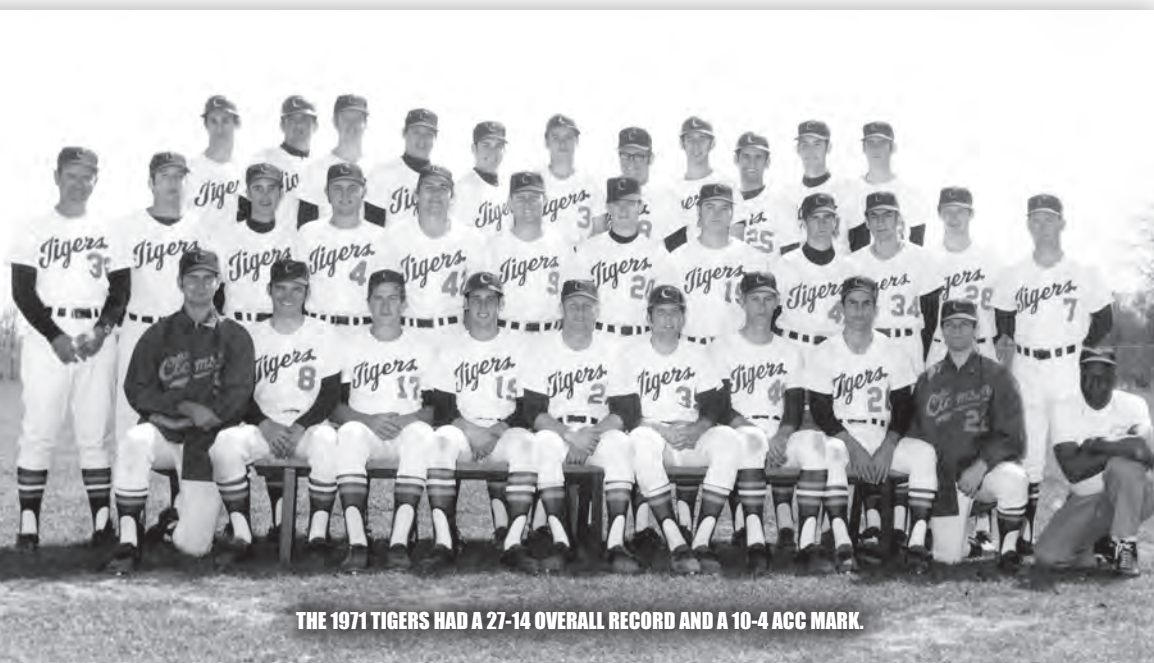
ACC Champion

College World Series Participant

Ranked #5 by Collegiate Baseball

Head Coach: Bill Wilhelm (19th Season)

Date	St	W-L	Score	Opponent
3-1	H	W	3-0	High Point
3-2	H	W ⁽¹¹⁾	4-3	High Point
3-3	H	W	9-0	Francis Marion
3-5	H	W	6-2	Charleston Southern
3-7	H	W	5-4	James Madison
3-8	A	L	3-4	Georgia
3-10	A	W	9-5	Erskine
3-11	H	W	6-0	†* Maryland
3-13	A	W	6-5	Florida
3-14	A	L	4-5	Florida
3-15	A	L	3-7	Rollins
3-15	A	L ⁽¹⁰⁾	1-3	Stetson
3-16	A	W	7-6	Rollins
3-17	A	W	11-3	Florida Southern
3-18	A	L	1-2	Florida Southern
3-19	A	L	2-16	Jacksonville



THE 1971 TIGERS HAD A 27-14 OVERALL RECORD AND A 10-4 ACC MARK.

3-20	A	L	8-15	Georgia Southern ⁽¹⁾
3-20	A	W	16-12	Georgia Southern ⁽²⁾
3-22	H	L ⁽¹⁴⁾	1-3	Toledo
3-23	H	L	1-4	Toledo
3-24	H	L	4-6	Toledo
3-25	A	W	4-1	Newberry
3-27	H	W	10-6	North Carolina-Wilmington
3-28	H	W	10-2	North Carolina-Wilmington
3-31	N1	W	7-5	* Wake Forest ⁽¹⁾
3-31	N1	W	4-2	* Wake Forest ⁽²⁾
4-2	A	W	10-6	South Carolina
4-3	A	W	7-4	* N.C. State
4-4	A	W	8-0	* N.C. State
4-5	A	W	12-3	Georgia Tech
4-6	H	W	5-2	Georgia
4-8	A	W	20-7	* Duke
4-9	A	L	1-10	* Duke
4-10	A	L ⁽¹⁰⁾	2-3	* North Carolina
4-11	A	W ⁽¹²⁾	3-2	* North Carolina
4-12	A	W ⁽¹¹⁾	12-10	Georgia Tech
4-13	H	L	3-4	South Carolina
4-14	A	W	10-3	Georgia
4-16	H	W	9-0	* Virginia
4-17	H	W	9-0	* Virginia
4-18	H	W	8-6	* Maryland
4-21	A	W	10-4	Wofford
4-23	H	W	2-0	+ Wake Forest
4-24	H	W	2-1	+ Maryland
4-25	H	W	3-2	+ Maryland
5-21	N1	W	13-2	\$ Furman
5-22	A	W	10-4	\$ South Carolina
5-24	N1	W	6-2	\$ Furman
6-11	N2	W	9-4	! Auburn
6-13	N2	L ⁽¹⁰⁾	2-3	! Eastern Michigan
6-14	N2	L	6-10	! Arizona

* - ACC game; # - no-hit game; † - Wilhelm's 400th victory; + - ACC Tournament; \$ - NCAA Atlantic Regional; ! - College World Series; N1 - Columbia, SC; N2 - Omaha, NE


1977 (42-10 Overall; 9-1 ACC, 1st)

College World Series Participant

Ranked #5 by Collegiate Baseball

Head Coach: Bill Wilhelm (20th Season)

Date	St	W-L	Score	Opponent
2-26	A	W ⁽⁷⁾	12-2	Columbus ⁽¹⁾
2-26	A	W ⁽⁷⁾	13-5	Columbus ⁽²⁾
3-1	H	W	10-1	High Point
3-2	H	W	10-0	High Point
3-3	A	W	2-1	Georgia
3-5	H	W	6-0	* Duke
3-8	H	W ⁽⁷⁾	6-2	James Madison ⁽¹⁾
3-8	H	W	10-3	James Madison ⁽²⁾
3-9	H	W	3-0	Mercer
3-10	H	W	8-6	Mercer
3-11	H	W	5-2	Marshall
3-12	A	W	5-2	The Citadel
3-14	A	W	8-0	Charleston Southern
3-15	A	W	3-1	Charleston Southern
3-16	A	W	8-6	Francis Marion
3-17	A	W	8-0	# North Carolina-Wilmington
3-18	A	W	4-1	North Carolina-Wilmington
3-19	A	W	11-6	* Wake Forest
3-20	A	W	13-12	* Wake Forest
3-22	H	W	8-1	Toledo
3-23	H	W ⁽⁷⁾	10-3	Toledo ⁽¹⁾
3-23	H	W ⁽⁷⁾	6-5	Toledo ⁽²⁾
3-24	H	W ⁽¹¹⁾	5-3	Toledo ⁽¹⁾
3-24	H	W ⁽⁵⁾	13-0	Toledo ⁽²⁾
3-26	H	W	3-0	Lewis
3-27	H	W	9-8	Lewis
3-28	H	L	1-2	South Carolina
4-1	H	L	3-6	Newberry
4-2	H	W	7-3	* N.C. State
4-6	H	W	2-0	Georgia
4-7	H	W	13-0	Erskine
4-8	H	W	8-7	Georgia Tech
4-9	H	W	14-0	* North Carolina
4-10	H	W	9-3	* North Carolina
4-12	A	L ⁽⁷⁾	6-7	South Carolina ⁽¹⁾
4-12	A	L ⁽⁷⁾	2-7	South Carolina ⁽²⁾
4-14	A	L ⁽¹⁰⁾	9-12	* Maryland
4-15	A	W	9-6	* Maryland
4-16	A	W	8-3	* Virginia
4-17	A	W	26-4	* Virginia
4-19	A	W ⁽⁶⁾	2-0	Wofford
4-22	H	W	10-3	+ N.C. State
4-23	H	L	4-5	+ Wake Forest
4-24	H	W	14-6	+ N.C. State



TIM TEUFEL WAS 11TH IN THE NATION IN RBIs PER GAME IN 1980 WHEN CLEMSON WON THE ACC TITLE.

4-24	H	L	9-22	+ Wake Forest
5-20	N1	W	8-7	\$ Mississippi
5-21	A	W	7-2	\$ Miami (FL)
5-22	A	L	3-10	\$ Miami (FL) ⁽¹⁾
5-22	A	W	10-9	\$ Miami (FL) ⁽²⁾
6-10	N2	L	7-10	! Arizona State
6-11	N2	W	13-4	! Temple
6-14	N2	L	0-1	! California State-Los Angeles

* - ACC game; # - no-hit game; + - ACC Tournament; \$ - NCAA South Regional; ! - College World Series; N1 - Coral Gables, FL; N2 - Omaha, NE

1978 (39-14 Overall; 10-2 ACC, 1st)

ACC Champion

Ranked #25 by Collegiate Baseball

Head Coach: Bill Wilhelm (21st Season)

Date	St	W-L	Score	Opponent
2-25	A	W ⁽⁷⁾	10-4	Columbus ⁽¹⁾
2-25	A	W ⁽⁶⁾	9-4	Columbus ⁽²⁾
2-26	A	W	7-6	Valdosta State ⁽¹⁾
2-26	A	L ⁽⁵⁾	1-4	Valdosta State ⁽²⁾
3-4	A	L	2-4	Georgia Southern
3-5	A	L ⁽⁷⁾	1-3	Georgia Southern ⁽¹⁾
3-5	A	W ⁽⁷⁾	5-2	Georgia Southern ⁽²⁾
3-7	H	W ⁽⁷⁾	7-6	James Madison ⁽¹⁾
3-7	H	W ⁽⁵⁾	6-5	James Madison ⁽²⁾
3-12	H	W	8-1	* Wake Forest
3-13	H	W	11-3	* Wake Forest
3-16	H	W	14-4	* Virginia
3-17	H	W	4-3	* Virginia
3-18	A	W	6-1	High Point
3-19	A	W	4-0	* N.C. State
3-20	A	W	25-6	* Duke
3-21	A	W ⁽⁸⁾	15-10	* Duke
3-22	A	L	3-4	East Carolina
3-23	A	W	3-0	East Carolina
3-24	A	L	1-6	* North Carolina
3-28	H	W ⁽¹²⁾	3-2	Lewis
3-29	H	W ⁽⁷⁾	5-0	Lewis ⁽¹⁾
3-29	H	W ⁽⁷⁾	1-0	Lewis ⁽²⁾
3-30	H	W	10-2	Lewis
4-1	A	W	10-2	South Carolina
4-2	A	L	6-10	South Carolina
4-3	H	W	12-3	Western Carolina
4-4	A	L ⁽⁷⁾	2-4	Mercer ⁽¹⁾
4-4	A	L ⁽⁷⁾	4-7	Mercer ⁽²⁾
4-5	A	W ⁽⁷⁾	11-6	Georgia ⁽¹⁾
4-5	A	L ⁽⁷⁾	5-6	Georgia ⁽²⁾
4-6	H	W ⁽⁷⁾	3-2	Charleston Southern ⁽¹⁾
4-6	H	W ⁽⁷⁾	10-3	Charleston Southern ⁽²⁾
4-7	A	W	13-9	Georgia Tech
4-8	H	W ⁽⁷⁾	5-1	Howard ⁽¹⁾
4-8	H	W ⁽⁷⁾	15-7	Howard ⁽²⁾
4-9	H	W	7-6	Howard
4-10	H	L	1-3	Francis Marion
4-12	A	W	6-1	† Newberry
4-13	H	L	1-2	Georgia Tech
4-15	H	W	17-8	* Maryland
4-16	H	W	8-7	* Maryland

4-17	A	L ⁽¹²⁾	9-10	* North Carolina
4-18	A	W ⁽⁸⁾	2-1	* N.C. State
4-22	H	W	12-1	+ N.C. State
4-23	H	W	13-0	+ Duke
4-24	H	W	7-2	+ Wake Forest
4-28	H	W	7-6	North Carolina-Wilmington
4-29	H	W	4-3	North Carolina-Wilmington
4-30	H	W	11-4	South Carolina
5-19	A	W	8-5	\$ Miami (FL)
5-20	N1	L	5-9	\$ Marshall
5-21	A	L	5-7	\$ Miami (FL)

* - ACC game; † - Wilhelm's 500th victory; + - ACC Tournament; \$ - NCAA Atlantic Regional; N1 - Coral Gables, FL

1979 (40-15 Overall; 10-1 ACC, 1st)

ACC Champion

Ranked #9 by Collegiate Baseball

Head Coach: Bill Wilhelm (22nd Season)

Date	St	W-L	Score	Opponent
2-23	A	L	5-17	Florida
2-26	A	W ⁽⁷⁾	5-0	Valdosta State ⁽¹⁾
2-26	A	W ⁽⁷⁾	6-2	Valdosta State ⁽²⁾
2-28	H	W	12-2	Georgia
3-3	H	W ⁽⁷⁾	2-1	High Point ⁽¹⁾
3-3	H	W ⁽⁷⁾	6-2	High Point ⁽²⁾
3-6	H	W	2-1	East Carolina
3-7	H	W	1-0	East Carolina
3-8	H	W	8-3	Western Carolina
3-10	A	L	2-4	Auburn
3-11	A	L	1-10	# Auburn
3-12	A	L ⁽⁷⁾	1-5	Columbus ⁽¹⁾
3-12	A	W ⁽⁷⁾	11-1	Columbus ⁽²⁾
3-14	H	W	13-1	* Duke
3-15	H	W	6-4	* Duke
3-17	A	W	8-2	Francis Marion
3-18	A	W	17-2	North Carolina-Wilmington
3-19	A	W	8-6	North Carolina-Wilmington
3-20	A	W	10-3	The Citadel
3-21	A	W	6-1	The Citadel
3-22	A	W	17-10	Charleston Southern
3-24	A	W	3-1	South Carolina
3-25	A	L	6-7	South Carolina
3-27	H	W	6-5	* North Carolina
3-28	H	W	7-4	* North Carolina
3-31	H	W	8-1	* N.C. State
4-1	A	W	13-3	Western Carolina
4-5	H	W	11-4	Howard
4-7	A	W	41-9	* N.C. State
4-8	A	W ⁽¹⁶⁾	8-6	* Wake Forest
4-9	A	W	13-7	* Wake Forest
4-10	H	W	12-3	Erskine
4-11	A	W	14-6	Georgia Tech
4-14	H	W	1-0	South Carolina
4-15	H	W	6-3	South Carolina
4-16	A	L	14-15	Georgia
4-18	H	W	20-2	Georgia Tech
4-21	H	L	8-10	Georgia Southern
4-22	H	W ⁽⁸⁾	1-0	Georgia Southern ⁽¹⁾

4-22	H	L ⁽⁸⁾	10-12	Georgia Southern ⁽²⁾
4-25	A	W	10-4	* Virginia
4-28	A	W ⁽⁷⁾	5-3	* Maryland ⁽¹⁾
4-28	A	L ⁽⁷⁾	2-6	* Maryland ⁽²⁾
5-5	A	W	11-5	Appalachian State
5-6	A	W	15-1	Appalachian State
5-7	A	L	8-12	Virginia Tech
5-8	A	W	15-2	James Madison
5-9	A	L	10-11	James Madison
5-10	A	L	4-7	James Madison
5-11	A	W	8-6	East Tennessee State
5-12	A	L	8-13	East Tennessee State
5-18	N1	W	8-4	\$ Georgia Southern
5-19	A	L	1-2	\$ Miami (FL)
5-20	N1	W	2-0	\$ Georgia Southern
5-20	A	L	1-4	\$ Miami (FL)

* - ACC game; # - no-hit game; \$ - NCAA Atlantic Regional; N1 - Coral Gables, FL

1980 (38-21 Overall; 6-5 ACC, 3rd)


ACC Champion

College World Series Participant

Ranked #4 by Collegiate Baseball

Head Coach: Bill Wilhelm (23rd Season)

Date	St	W-L	Score	Opponent
2-21	H	W	8-0	Erskine
2-22	A	L	2-6	Valdosta State
2-23	A	L	3-4	Florida
2-25	A	L	0-6	Florida
2-27	H	W	22-7	Georgia
2-28	H	W	10-2	Western Carolina
3-1	A	W	8-5	Georgia
3-7	H	L	2-3	East Tennessee State
3-9	H	L ⁽¹¹⁾	1-3	East Tennessee State ⁽¹⁾
3-9	H	W ⁽⁷⁾	8-0	East Tennessee State ⁽²⁾
3-10	H	W ⁽⁷⁾	2-0	# North Carolina-Wilmington ⁽¹⁾
3-10	H	L ⁽⁷⁾	1-3	North Carolina-Wilmington ⁽²⁾
3-11	H	W	8-2	North Carolina-Wilmington
3-14	H	W ⁽¹⁰⁾	5-4	* Wake Forest
3-15	A	W	10-7	% Stetson
3-17	N1	L	7-10	% Cincinnati
3-18	A	W	3-2	% Rollins
3-19	N1	W	5-0	% Cornell
3-20	N1	W	8-2	% Cincinnati
3-21	A	L	1-5	% Rollins
3-22	N1	L ⁽¹⁰⁾	6-7	% Cornell
3-25	H	W	4-1	Ohio State
3-26	H	W	2-0	Ohio State
3-27	H	W ⁽⁷⁾	6-0	Ohio State ⁽¹⁾
3-27	H	W ⁽⁷⁾	8-3	Ohio State ⁽²⁾
3-31	H	W	12-1	Howard
4-1	H	W	4-2	Howard
4-3	H	W	18-1	* Georgia Tech
4-5	H	L	3-14	* North Carolina
4-6	H	L	3-6	* N.C. State
4-7	H	W	3-2	Francis Marion
4-9	A	L	10-12	* Georgia Tech
4-10	A	W	14-8	Western Carolina
4-11	A	L	4-5	* Wake Forest
4-12	A	L	3-4	* North Carolina
4-15	H	W	9-3	South Carolina
4-16	H	W	4-3	South Carolina
4-17	H	W	3-1	* Virginia
4-18	H	W	6-5	* Virginia
4-19	H	W	1-0	* Maryland
4-20	H	W	5-2	* Maryland
4-22	N2	W	4-0	+ Wake Forest
4-24	N2	W	9-4	+ Maryland
4-25	A	W	5-4	+ N.C. State
4-26	N2	W	12-3	+ North Carolina
5-3	H	L	2-4	Virginia Tech
5-4	H	W	8-0	Virginia Tech
5-5	A	W	13-3	Georgia Southern
5-6	A	W ⁽¹⁰⁾	10-8	Georgia Southern
5-7	A	L	5-14	Georgia Southern
5-8	A	L	7-13	Tennessee
5-9	A	W	11-3	Tennessee
5-10	A	L	1-6	South Carolina
5-11	A	L	1-4	South Carolina
5-22	H	W	22-4	\$ East Tennessee State
5-24	H	W	6-2	\$ South Carolina
5-25	H	W	17-12	\$ South Carolina
5-31	N3	L	5-13	! Miami (FL)
6-1	N3	L	4-6	! California
* - ACC game; # - perfect, no-hit game; % - Rollins Invitational; + - ACC Tournament; \$ - NCAA Atlantic Regional; ! - College World Series; N1 - Winter Park, FL; N2 - Raleigh, NC; N3 - Omaha, NE				



BROOKS SHUMAKE WAS AN ALL-ACC PLAYER IN 1984 WHEN CLEMSON TIED FOR FIRST IN THE ACC WITH A 12-2 CONFERENCE RECORD.

1981 (34-24 Overall; 10-4 ACC, T-1st) ACC Champion

Head Coach: Bill Wilhelm (24th Season)

Date	St	W-L	Score	Opponent
2-20	A	W	6-0	The Citadel
2-21	A	W	6-3	The Citadel
2-26	A	L	1-8	Florida
2-27	A	L	4-5	Florida
2-28	A	L	8-9	Florida State
3-1	A	L	7-11	Florida State
3-2	A	L	4-7	Valdosta State
3-3	A	W	6-1	Valdosta State
3-5	A	W	19-16	Georgia
3-6	H	W ⁽¹⁰⁾	7-6	Western Carolina
3-7	H	W	16-1	Appalachian State
3-8	H	L	4-10	Appalachian State
3-9	H	W	18-3	Marshall
3-10	H	W	2-0	Howard
3-11	H	W	15-1	Howard
3-12	H	W	7-4	* Duke
3-13	H	W	8-7	* Duke
3-14	A	W	9-5	† Winthrop
3-15	A	W	10-2	Francis Marion
3-16	A	L	8-9	North Carolina-Wilmington
3-17	A	W ⁽¹⁰⁾	3-2	North Carolina-Wilmington
3-18	A	W	14-4	East Carolina
3-19	A	L	1-4	East Carolina
3-20	A	L	6-7	* Wake Forest
3-21	A	L	7-10	* North Carolina
3-23	H	W	4-2	Ohio State
3-24	H	L ⁽¹¹⁾	7-8	Ohio State
3-25	H	W	5-3	Tennessee
3-26	H	L	4-10	Tennessee
3-27	H	L ⁽¹¹⁾	5-6	Georgia Southern
3-28	H	W	6-0	Georgia Southern
3-29	H	L	7-8	Georgia Southern
3-31	H	L	2-3	Georgia
4-1	H	W	6-4	* Georgia Tech
4-2	H	W	6-4	Winthrop
4-3	A	L	2-6	South Carolina
4-4	A	L	7-12	South Carolina
4-5	H	W ⁽¹¹⁾	6-5	* Wake Forest
4-6	A	W	13-1	Erskine
4-7	A	W	10-5	* Georgia Tech
4-8	A	L	20-22	Georgia
4-11	H	W ⁽⁷⁾	6-1	* N.C. State ⁽¹⁾
4-11	H	W ⁽⁷⁾	2-0	* N.C. State ⁽²⁾
4-12	H	W	6-2	* North Carolina
4-13	H	W ⁽¹¹⁾	5-4	South Carolina
4-14	H	L	2-12	South Carolina

4-16	A	L	11-21	* Maryland
4-17	A	L	6-10	* Maryland
4-18	A	W	11-7	* Virginia
4-19	A	W	11-5	* Virginia
4-22	N1	W ⁽¹⁰⁾	7-6	+ Georgia Tech
4-23	N1	L	0-1	+ Duke
4-24	N1	W ⁽¹⁰⁾	6-5	+ Wake Forest
4-25	A	W	7-4	+ North Carolina
4-25	N1	W	9-2	+ Duke
4-26	A	W	7-5	+ North Carolina
5-22	H	L	2-7	\$ Wichita State
5-23	H	L	1-2	\$ East Tennessee State

* - ACC game; † - Wilhelm's 600th victory; + - ACC Tournament; \$ - NCAA Atlantic Regional; N1 - Chapel Hill, NC

1982 (37-22 Overall; 10-2 ACC, 1st)

Head Coach: Bill Wilhelm (25th Season)

Date	St	W-L	Score	Opponent
2-24	A	W	7-0	Florida
2-25	A	W	14-5	Florida
2-26	A	W	12-7	Florida
2-27	A	W ⁽⁷⁾	10-5	Valdosta State ⁽¹⁾
2-27	A	W ⁽⁷⁾	1-0	Valdosta State ⁽²⁾
2-28	A	W ⁽⁷⁾	8-3	Valdosta State ⁽¹⁾
2-28	A	W ⁽⁷⁾	3-0	Valdosta State ⁽²⁾
3-2	H	L	3-7	Georgia
3-3	H	W	6-2	Campbell
3-4	H	W	11-1	Campbell
3-5	H	W	5-0	# Western Carolina
3-6	H	W	20-7	The Citadel
3-8	H	W	2-1	East Carolina
3-9	H	W	6-3	East Carolina
3-10	H	W	6-3	North Carolina-Wilmington
3-11	H	W	7-1	Marshall
3-12	H	W	12-5	Marshall
3-14	H	W	13-1	* Wake Forest
3-17	A	W	9-6	* N.C. State
3-18	A	L ⁽¹⁰⁾	4-5	* North Carolina
3-19	A	W	5-3	* Duke
3-22	H	W	14-2	Howard
3-23	H	W	17-4	Howard
3-24	H	L	2-7	Ohio State
3-25	H	W	7-1	Ohio State
3-27	H	W	7-2	Francis Marion
3-28	A	L	6-7	Winthrop
3-29	A	L	3-10	Western Carolina
3-31	H	W	17-4	* Georgia Tech
4-1	H	L	1-8	Florida State
4-2	H	L ⁽⁷⁾	3-7	Florida State

4-3	H	W	10-7	* North Carolina
4-4	H	L	13-16	* N.C. State
4-6	A	L	10-11	Georgia
4-7	A	W	10-2	* Georgia Tech
4-11	H	W	4-1	South Carolina
4-12	H	L	4-5	South Carolina
4-13	H	L	5-8	Georgia
4-15	H	W	15-2	* Maryland
4-16	H	W ⁽¹³⁾	4-3	* Maryland
4-17	H	W	9-1	* Virginia
4-18	H	W	18-6	* Virginia
4-21	N1	W	10-9	+ Duke
4-22	N1	W	16-2	+ Georgia Tech
4-23	N1	L	4-6	+ Virginia
4-24	A	L	0-3	+ North Carolina
5-4	A	L	7-9	Alabama
5-5	A	L	1-7	Alabama
5-6	A	L	7-8	Alabama
5-8	A	L ⁽¹¹⁾	6-7	Auburn ⁽¹⁾
5-8	A	W	22-10	Auburn ⁽²⁾
5-9	A	L ⁽¹²⁾	0-9	^ Auburn
5-10	A	L	3-5	Troy
5-11	A	W	4-0	Troy
5-13	A	W	25-5	Georgia Southern
5-14	A	L	6-7	Georgia Southern
5-15	A	W	12-2	Georgia Southern
5-16	A	L	5-11	South Carolina
5-17	A	L	1-4	South Carolina

* - ACC game; # - no-hit game; + - ACC Tournament; ^ - forfeited game (score was 7-7 in the top of the 12th inning); N1 - Chapel Hill, NC

1983 (30-20-1 Overall; 6-5 ACC, 3rd)

Head Coach: Bill Wilhelm (26th Season)

Date	St	W-L	Score	Opponent
2-19	A	L	1-3	The Citadel
2-20	A	L	2-6	The Citadel
2-24	H	W	11-2	Winthrop
2-26	A	L	2-5	Florida
2-27	A	L	2-4	Florida
3-1	A	L ⁽¹⁴⁾	4-5	Florida State
3-2	A	T ⁽¹⁰⁾	3-3	Florida State
3-4	H	W	8-0	South Carolina
3-5	H	L	2-4	Old Dominion
3-6	H	W	9-2	* Duke
3-7	H	W	4-3	* Duke
3-8	H	L	5-6	Alabama
3-9	H	L	4-7	Alabama
3-10	H	W	8-2	Furman
3-12	A	W	20-8	Francis Marion
3-13	A	W	11-7	Wingate
3-14	A	W	3-0	North Carolina-Wilmington
3-15	A	W	12-5	North Carolina-Wilmington
3-16	A	L	4-9	North Carolina-Wilmington
3-20	A	L ⁽⁷⁾	2-5	* Maryland ⁽¹⁾
3-20	A	W ⁽⁷⁾	8-3	* Maryland ⁽²⁾
3-22	A	W	11-2	Furman
3-23	H	W	10-1	Ohio State
3-25	H	W ⁽⁷⁾	4-3	Georgia Southern ⁽¹⁾
3-25	H	W ⁽⁷⁾	1-0	Georgia Southern ⁽²⁾
3-26	H	W	8-4	* Wake Forest
3-26	H	W ⁽⁶⁾	5-4	Georgia Southern
3-29	H	W	4-2	East Tennessee State
3-30	H	W	2-0	East Tennessee State
3-31	H	W	4-2	East Tennessee State
4-3	A	L	4-6	* N.C. State
4-5	H	W ⁽⁸⁾	8-3	Western Carolina
4-6	A	W	13-7	Georgia
4-7	A	L ⁽¹⁰⁾	6-7	* Georgia Tech
4-10	H	L	4-8	* N.C. State
4-11	A	W	16-0	Erskine
4-12	A	L	5-11	Georgia
4-14	A	W	8-1	* Virginia
4-16	A	L	2-7	* Wake Forest
4-17	H	W	19-6	* Georgia Tech
4-20	N1	W	12-5	+ Virginia
4-21	N1	W	8-1	+ N.C. State
4-22	A	L	5-6	+ North Carolina
4-24	N1	W	14-7	+ Duke
4-24	A	W	5-2	+ North Carolina
4-25	A	L	1-10	+ North Carolina
4-26	H	L ⁽¹⁰⁾	3-8	South Carolina
4-27	H	W	6-3	Georgia
4-29	A	L	7-13	Western Carolina
4-30	A	W	8-1	South Carolina
5-1	A	L	3-4	South Carolina

* - ACC game; + - ACC Tournament; N1 - Chapel Hill, NC

1984 (38-17 Overall; 12-2 ACC, T-1st)

Head Coach: Bill Wilhelm (27th Season)

Date	St	W-L	Score	Opponent
2-24	A	L	11-17	Georgia Southern
2-25	A	W	10-3	Georgia Southern
2-26	A	W	10-5	Georgia Southern
2-28	H	L ⁽⁷⁾	2-5	Ball State ⁽¹⁾
2-28	H	L ⁽⁷⁾	4-5	Ball State ⁽²⁾
2-29	H	W	9-1	Ball State
3-1	H	L	3-6	Old Dominion
3-2	H	W	6-3	Old Dominion
3-3	A	W	11-4	* Duke
3-4	A	W	7-1	* Duke
3-6	H	L ⁽⁷⁾	4-7	The Citadel ⁽¹⁾
3-6	H	W ⁽⁷⁾	6-0	# The Citadel ⁽²⁾
3-7	H	W	2-1	North Carolina-Wilmington
3-8	H	L	5-8	North Carolina-Wilmington
3-9	H	W	5-4	* Maryland
3-10	H	W	5-2	* Maryland
3-11	H	L	6-9	Georgia
3-12	H	W	8-1	† Marshall
3-14	H	W ⁽⁷⁾	7-3	Marshall ⁽¹⁾
3-14	H	W ⁽⁷⁾	6-0	Marshall ⁽²⁾
3-15	H	W	6-2	* Virginia
3-16	H	W	7-2	* Virginia
3-17	H	L	3-7	Virginia Tech
3-18	H	W	6-2	Virginia Tech
3-19	H	W	8-0	Virginia Tech
3-21	A	L	4-8	Alabama
3-22	A	W ⁽⁷⁾	4-1	Alabama ⁽¹⁾
3-22	A	L ⁽⁷⁾	1-3	Alabama ⁽²⁾
3-23	A	W	11-4	Mississippi
3-24	A	W	4-2	Mississippi
3-25	A	W ⁽¹¹⁾	3-1	Mississippi
3-28	H	W	5-1	* Georgia Tech
3-29	H	W	13-0	Florida State
3-30	H	W	13-3	Florida State
3-31	H	L	2-5	* N.C. State
4-1	H	L	1-3	* North Carolina
4-5	H	W	5-3	Western Carolina
4-6	A	W	13-1	* Wake Forest
4-7	A	W	15-7	* N.C. State
4-8	A	W	5-1	* North Carolina
4-10	H	L	7-9	Furman
4-11	A	W	7-2	* Georgia Tech
4-12	A	L	2-9	Western Carolina
4-13	A	W	10-1	South Carolina-Aiken
4-14	H	W	9-3	* Wake Forest
4-15	A	W	6-0	Winthrop
4-16	H	W	19-0	Augusta
4-18	N1	L	5-8	+ Duke
4-19	N1	W	7-6	+ Virginia
4-20	N1	W	12-1	+ Maryland
4-21	N1	L	6-7	+ North Carolina
4-24	A	L	11-14	Georgia
4-25	H	W	5-2	Georgia
4-26	H	W	11-1	Erskine
4-28	A	W	11-5	Vanderbilt

* - ACC game; # - no-hit game; † - Wilhelm's 700th victory; + - ACC Tournament; N1 - Durham, NC

1985 (36-30-1 Overall; 9-4 ACC, T-1st)

Head Coach: Bill Wilhelm (28th Season)

Date	St	W-L	Score	Opponent
2-16	A	L ⁽¹⁰⁾	9-10	The Citadel
2-17	A	W	12-5	The Citadel
2-23	A	W ⁽⁸⁾	5-3	Valdosta State ⁽¹⁾
2-23	A	L ⁽⁷⁾	3-10	Valdosta State ⁽²⁾
2-25	A	W ⁽⁷⁾	9-0	Valdosta State ⁽¹⁾
2-25	A	W ⁽⁷⁾	6-5	Valdosta State ⁽²⁾
2-28	H	L	3-4	Charlotte
3-2	A	L ⁽⁷⁾	2-11	North Carolina-Wilmington ⁽¹⁾
3-2	A	W ⁽⁷⁾	9-4	North Carolina-Wilmington ⁽²⁾
3-3	A	L	5-8	North Carolina-Wilmington
3-5	H	W	5-0	* Duke
3-6	H	W	11-2	* Duke
3-7	H	L	4-6	Old Dominion
3-8	H	W	8-2	Old Dominion
3-9	A	W ⁽¹⁰⁾	4-3	Charlotte
3-10	A	W	11-4	Francis Marion
3-11	A	L	7-8	Campbell
3-12	A	L	6-10	East Tennessee State
3-13	A	W	15-4	East Tennessee State
3-15	A	T ⁽⁸⁾	4-4	Virginia Tech
3-16	A	L	7-14	Virginia Tech
3-17	A	L	6-20	Virginia Tech
3-18	H	W	3-1	Georgia Southern
3-19	H	W	11-4	Georgia Southern
3-20	H	W	4-3	Kentucky

3-22	H	L	3-7	Kentucky
3-23	A	W	10-9	* Wake Forest
3-24	A	W	7-4	* Wake Forest
3-25	A	W	19-10	Furman
3-26	A	L	11-14	Georgia
3-28	A	L	1-19	* Virginia
3-30	A	W ⁽⁷⁾	7-1	* Maryland ⁽¹⁾
3-30	A	W ⁽⁷⁾	6-0	* Maryland ⁽²⁾
4-1	H	W	16-8	Alabama
4-2	H	W⁽⁸⁾	5-4	Alabama⁽¹⁾
4-2	H	L⁽⁷⁾	5-9	Alabama⁽²⁾
4-3	H	W	4-2	* Georgia Tech
4-5	H	W	3-2	† * North Carolina
4-6	H	W	7-1	* N.C. State
4-7	H	W	13-5	Winthrop
4-9	H	W	3-2	Appalachian State
4-10	A	L	8-9	* Georgia Tech
4-12	A	W	17-0	Davidson
4-13	A	L	3-10	* North Carolina
4-14	A	L	4-9	* N.C. State
4-17	N1	W	17-12	+ Maryland
4-18	N1	W	3-2	+ North Carolina
4-19	A	L	9-12	+ Georgia Tech
4-20	N1	W	10-8	+ Virginia
4-20	A	L	5-7	+ Georgia Tech
4-23	A	W	9-2	Western Carolina
4-24	A	L	4-11	Georgia
4-25	A	W	6-5	Erskine
4-26	A	L	2-14	South Carolina
4-27	A	L	6-11	South Carolina
4-28	A	L	5-6	South Carolina
4-29	H	W	16-5	South Carolina-Aiken
4-30	H	L	3-4	Georgia
5-10	H	L	2-5	Florida International
5-11	H	W	4-3	Florida International
5-13	H	W	13-1	^ Furman
5-14	H	L	6-12	South Carolina
5-15	H	L	6-8	South Carolina
5-16	H	L	3-8	South Carolina
5-17	N2	L	4-10	New Orleans
5-18	N2	W	12-3	New Orleans
5-19	N2	L ⁽⁸⁾	3-8	New Orleans

* - ACC game; † - Wilhelm's 750th victory; + - ACC Tournament; ^ - first-ever night game played at Clemson; N1 - Atlanta, GA; N2 - Greenville, SC

1986 (42-21 Overall; 9-4 ACC, 3rd)

Head Coach: Bill Wilhelm (29th Season)

Date	St	W-L	Score	Opponent
2-15	A	W	12-5	Coastal Carolina
2-16	A	L	3-9	Coastal Carolina
2-21	A	L	3-9	Georgia Southern
2-22	A	W	12-9	Georgia Southern
2-23	A	W ⁽¹⁰⁾	12-10	Georgia Southern
2-28	H	W	12-2	Vanderbilt
3-1	H	L	3-6	Vanderbilt
3-2	H	L	6-11	Appalachian State
3-3	H	W	13-5	The Citadel
3-4	H	W	16-5	The Citadel
3-5	H	W	5-4	Old Dominion
3-7	H	W	18-8	Francis Marion
3-8	H	L	5-7	Campbell
3-9	H	W	9-4	Winthrop
3-11	H	L	1-2	Old Dominion
3-12	H	W	15-4	* Virginia
3-15	A	W ⁽¹²⁾	8-7	New Orleans
3-16	A	L	8-11	New Orleans
3-17	A	L	7-8	New Orleans
3-18	A	W	11-7	South Alabama
3-19	A	W	10-7	South Alabama
3-21	A	L	1-5	Auburn
3-22	A	L ⁽⁷⁾	2-5	Auburn ⁽¹⁾
3-22	A	L ⁽⁷⁾	8-9	Auburn ⁽²⁾
3-23	A	W	14-11	Auburn
3-25	H	W	9-2	Illinois
3-26	H	W	6-5	Illinois
3-27	H	W	23-8	* Maryland
3-28	H	W	9-2	* Maryland
3-29	H	W	7-1	* Wake Forest
3-30	H	W	22-2	* Wake Forest
4-1	A	W	9-7	Furman
4-2	H	W	5-4	Georgia
4-4	A	W	8-0	Western Carolina
4-5	A	W	6-1	* Duke
4-6	A	W	15-1	* Duke
4-9	A	L	6-13	Georgia
4-10	H	W	18-2	Georgia
4-12	A	L	8-12	* N.C. State
4-13	A	L	8-9	* North Carolina

4-15	H	W	14-1	East Tennessee State
4-16	H	W	6-3	Furman
4-17	H	W	13-7	Western Carolina
4-18	H	W	14-7	Davidson
4-19	H	W	6-2	* North Carolina
4-20	H	L	2-6	* N.C. State
4-22	A	W	6-3	* Georgia Tech
4-24	H	W	9-7	Charlotte
4-25	H	W	16-5	South Carolina
4-26	H	W	9-5	South Carolina
4-27	H	L⁽¹²⁾	4-9	South Carolina
5-3	A	W	14-11	South Carolina
5-4	A	L	0-5	South Carolina
5-5	A	W	7-6	† South Carolina
5-6	A	W	14-7	Augusta
5-7	H	L	0-7	* Georgia Tech
5-9	N1	L	5-6	Miami (FL)
5-10	N1	W	7-4	Miami (FL)
5-11	N1	W	9-5	Miami (FL)
5-14	N2	W ⁽¹⁴⁾	6-5	+ Wake Forest
5-15	N2	L	5-16	+ Georgia Tech
5-16	N2	W ⁽¹⁰⁾	7-2	+ Maryland
5-17	N2	L	4-6	+ N.C. State

* - ACC game; † - Wilhelm's 800th victory; + - ACC Tournament; N1 - Greenville, SC; N2 - Durham, NC

1987 (54-14-1 Overall; 16-5 ACC, 2nd)

Ranked #10 by Baseball America

Ranked #10 by Collegiate Baseball

Head Coach: Bill Wilhelm (30th Season)

Date	St	W-L	Score	Opponent
2-23	A	W ⁽⁷⁾	9-3	The Citadel ⁽¹⁾
2-23	A	W ⁽⁷⁾	12-0	The Citadel ⁽²⁾
2-25	H	W	8-1	Western Carolina
3-1	H	W⁽⁸⁾	7-6	Appalachian State⁽¹⁾
3-1	H	W⁽⁷⁾	1-0	Appalachian State⁽²⁾
3-2	H	W⁽⁷⁾	8-7	North Carolina-Wilmington⁽¹⁾
3-2	H	W⁽⁷⁾	4-0	North Carolina-Wilmington⁽²⁾
3-3	H	W	9-8	Old Dominion
3-4	H	W	4-1	Old Dominion
3-5	H	L	3-10	Georgia Southern
3-6	H	W	8-2	Georgia Southern
3-7	H	W	14-5	Georgia Southern
3-10	H	W⁽⁷⁾	12-11	Marshall⁽¹⁾
3-10	H	W⁽⁷⁾	19-1	Marshall⁽²⁾
3-11	H	W	20-1	Marshall
3-13	H	W	6-4	* Virginia
3-14	H	W	9-2	* Virginia
3-17	A	W	7-5	Florida International
3-18	A	L	1-6	Florida International
3-20	A	W	8-2	Miami (FL)
3-21	A	W	11-9	Miami (FL)
3-22	A	T	10-10	Miami (FL)
3-23	H	W	14-5	* Maryland
3-25	H	W	18-5	Auburn⁽¹⁾
3-25	H	L⁽⁷⁾	4-5	Auburn⁽²⁾
3-26	H	W	3-2	Auburn
3-28	H	W	12-2	Valdosta State
3-29	H	W	12-6	Valdosta State
3-31	A	W ⁽⁷⁾	25-1	Charlotte
4-1	H	W	3-2	Georgia
4-2	A	L	7-11	Georgia
4-4	H	L⁽⁷⁾	6-7	* N.C. State⁽¹⁾
4-4	H	W⁽⁷⁾	15-5	* N.C. State⁽²⁾
4-5	H	W	11-5	* North Carolina
4-6	H	W	4-1	Furman
4-7	H	L	5-6	^ Greenville Braves
4-8	A	L	2-4	* Georgia Tech
4-10	A	W	12-6	* Wake Forest
4-11	A	W	13-11	* Wake Forest
4-12	A	W	6-3	* Duke
4-13	A	W	11-4	* Virginia
4-15	H	L	6-7	* Georgia Tech
4-16	H	W	13-3	* Wake Forest
4-18	H	W	12-4	* Duke
4-19	H	W	6-3	* Duke
4-20	H	W	5-3	South Carolina
4-21	H	W	7-3	South Carolina
4-22	A	L	2-12	* Georgia Tech
4-25	A	L	3-4	* North Carolina
4-25	N1	W	9-8	* N.C. State
4-26	A	W	14-8	* North Carolina
5-2	A	W	5-3	South Carolina
5-3	A	W	8-7	South Carolina
5-5	A	W	8-1	* Maryland
5-6	A	W	9-7	* Maryland
5-7	A	W ⁽⁸⁾	10-8	† Duke ⁽¹⁾
5-7	A	W ⁽⁷⁾	14-5	† Duke ⁽²⁾
5-8	H	L	6-7	South Alabama

5-9	H	W	1-0	South Alabama
5-10	H	W	11-1	South Alabama
5-13	N2	W	11-4	+ Wake Forest
5-14	N2	W	9-4	+ North Carolina
5-15	N2	W	8-0	+ N.C. State
5-16	N2	L	1-7	+ Georgia Tech
5-16	N2	L	7-11	+ N.C. State
5-21	N3	W	8-0	\$ West Virginia
5-22	N3	W	6-3	\$ Seton Hall
5-23	N3	L	5-6	\$ Arkansas
5-23	N3	W	6-3	\$ Auburn
5-24	N3	L	2-4	\$ Arkansas

* - ACC game; % - not counted in ACC standings; + - ACC Tournament; \$ - NCAA South Regional; ^ - exhibition game (not counted in record); † - Wilhelm's 850th victory; N1 - Chapel Hill, NC; N2 - Greenville, SC; N3 - Huntsville, AL

1988 (54-14 Overall; 18-2 ACC, 1st)

Ranked #15 by Baseball America

Ranked #21 by Collegiate Baseball

Head Coach: Bill Wilhelm (31st Season)

Date	St	W-L	Score	Opponent
2-20	A	W	8-1	Auburn
2-21	A	L	2-5	Auburn
2-24	H	W	23-6	Charlotte
2-25	H	W	13-12	Georgia
2-27	A	W	12-1	North Carolina-Wilmington
2-28	A	W	13-2	North Carolina-Wilmington
3-1	H	W	8-4	Western Carolina
3-2	H	W	15-3	Furman
3-3	H	W	11-4	East Tennessee State
3-5	A	W	9-4	Charlotte
3-6	H	W	7-1	Appalachian State
3-7	H	W	15-2	Old Dominion
3-8	H	W	7-1	Old Dominion
3-9	H	W	10-2	Old Dominion
3-10	H	W	7-5	Liberty
3-12	H	W	9-6	* Virginia
3-14	N1	W	10-7	Long Beach State
3-15	N1	L	2-9	Brigham Young
3-16	N1	L	5-6	Washington State
3-17	A	L	10-13	Fresno State
3-18	N1	W	5-3	George Washington
3-19	N1	W ⁽⁷⁾	9-3	Oregon State
3-21	H	W⁽⁷⁾	6-0	* Maryland⁽¹⁾
3-21	H	W⁽⁷⁾	5-4	* Maryland⁽²⁾
3-22	A	L	7-8	Georgia
3-23	A	W	12-7	Furman
3-24	H	W	11-4	Ohio State
3-26	H	L⁽⁷⁾	1-7	Ohio State⁽¹⁾
3-26	H	W⁽⁷⁾	4-3	Ohio State⁽²⁾
3-27	H	W	8-4	Coastal Carolina
3-28	H	W	7-3	Coastal Carolina
4-1	H	W	5-2	* North Carolina
4-2	H	W	8-5	* North Carolina
4-3	H	W	9-8	* N.C. State
4-4	H	W	20-11	Western Carolina
4-5	H	W	11-10	^ Greenville Braves
4-6	H	W	7-3	* Georgia Tech
4-9	A	W ⁽⁷⁾	10-3	* Duke ⁽¹⁾
4-9	A	W ⁽⁷⁾	10-3	* Duke ⁽²⁾
4-10	A	W	8-7	* Wake Forest

4-13	A	W	4-2	* Georgia Tech
4-14	A	W	12-4	Western Carolina
4-15	H	W	11-3	* Duke
4-16	H	W	11-7	* Wake Forest
4-17	H	W	8-5	* Wake Forest
4-19	H	W	18-8	Tennessee
4-20	H	W	6-1	Tennessee
4-21	H	W	7-4	†* Georgia Tech
4-22	H	W	7-6	South Carolina
4-23	H	L	7-11	South Carolina
4-24	H	W	8-5	South Carolina
4-30	A	W	5-2	South Carolina
5-1	A	L	6-7	South Carolina
5-2	A	W	8-3	* Virginia
5-3	A	W	6-0	* Virginia
5-6	A	L	3-6	* N.C. State
5-7	A	L	8-9	* N.C. State
5-8	A	W	8-6	* North Carolina
5-11	N2	W	9-1	+ Duke
5-12	N2	L	0-1	+ North Carolina
5-13	N2	W	0-0	+ Maryland
5-14	N2	W	5-4	+ North Carolina ⁽¹⁾
5-14	N2	L	6-7	+ North Carolina ⁽²⁾
5-22	N3	W	16-1	Saint John's
5-23	N3	W	6-5	Saint John's
5-26	N4	W ⁽¹⁹⁾	3-2	\$ Fordham
5-28	N4	L	1-6	\$ Rutgers
5-28	N4	W	11-1	\$ Saint John's
5-29	N4	L	7-8	\$ Kentucky

* - ACC game; ^ - exhibition game (not counted in record); † - Wilhelm's 900th victory; + - ACC Tournament; \$ - NCAA Northeast Regional; N1 - Fresno, CA; N2 - Greenville, SC; N3 - Orlando, FL; N4 - New Britain, CT

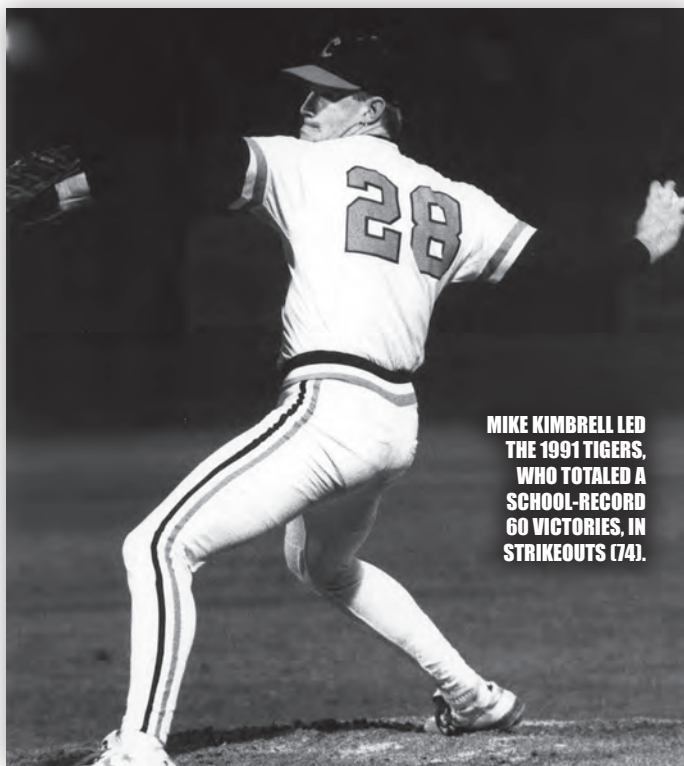
3-28	H	W	7-5	Seton Hall
3-29	H	W	8-5	Seton Hall
3-30	H	W	17-7	Seton Hall
3-31	H	W	7-1	South Carolina
4-1	H	W	12-6	South Carolina
4-2	H	W	9-6	South Carolina
4-3	H	W	15-4	Davidson
4-5	A	W	7-5	Tennessee
4-6	A	W	14-2	Western Carolina
4-9	H	W	6-3	*Wake Forest
4-10	H	W	12-4	Western Carolina
4-11	A	W	4-0	Furman
4-12	A	W	7-5	*Georgia Tech
4-14	A	W	8-0	*Virginia
4-16	A	L ⁽¹²⁾	4-5	*Maryland ⁽¹⁾
4-16	A	L ⁽⁵⁾	3-4	*Maryland ⁽²⁾
4-18	A	L	5-6	Georgia
4-19	H	W	16-5	*Georgia Tech
4-20	A	W	5-3	South Carolina
4-21	A	L	3-8	South Carolina
4-22	A	L	1-7	South Carolina
4-23	H	L	3-4	*North Carolina
4-25	H	W ⁽¹²⁾	3-2	Georgia
4-26	A	L	4-11	*Georgia Tech
4-28	H	L	5-11	Miami (FL)
4-29	H	L	2-10	Miami (FL)
4-30	H	W	5-4	†Miami (FL)
5-6	H	W	11-3	*N.C. State
5-7	H	W	13-6	*N.C. State
5-8	A	L	1-4	Georgia Southern
5-9	N1	W	4-1	Armstrong State
5-9	A	L ⁽⁵⁾	7-9	Georgia Southern
5-10	N1	L	3-5	Armstrong State
5-10	A	L	1-2	Georgia Southern
5-13	N2	W	8-0	+Maryland
5-14	N2	W	9-3	+Georgia Tech
5-15	N2	W	5-4	+North Carolina
5-16	N2	W	9-2	+N.C. State
5-16	N2	W	12-4	+North Carolina
5-19	N3	L ⁽¹⁰⁾	6-8	% Arizona
5-20	N3	L	0-2	% Miami (FL)
5-21	N3	W	7-1	% New Orleans
5-22	A	W	7-0	% North Carolina
5-25	N4	W	6-2	\$ Stetson
5-26	N4	L	7-14	\$ Auburn
5-27	N4	W	13-5	\$ Stetson
5-27	N4	W	11-1	\$ Auburn
5-28	A	L	1-8	\$ Florida State

* - ACC game; % - Carolina Invitational; † - Wilhelm's 950th victory; + - ACC Tournament; \$ - NCAA Atlantic Regional; N1 - Statesboro, GA; N2 - Greenville, SC; N3 - Chapel Hill, NC; N4 - Tallahassee, FL

1990 (43-23 Overall; 14-6 ACC, 2nd)

Head Coach: Bill Wilhelm (33rd Season)

Date	St	W-L	Score	Opponent
2-17	A	W	13-8	North Carolina-Wilmington
2-18	A	W	18-2	North Carolina-Wilmington
2-24	A	W	6-3	Auburn
2-25	A	W	6-0	Auburn
2-28	H	W	14-2	Western Carolina
3-4	A	W	12-9	*Duke ⁽¹⁾
3-4	A	L	3-4	*Duke ⁽²⁾
3-6	H	W	5-3	Old Dominion
3-7	H	W	6-5	Old Dominion
3-8	H	W	8-1	Old Dominion
3-9	H	W	10-4	*Wake Forest
3-10	H	L	1-3	*Wake Forest
3-11	H	W	11-8	*Wake Forest
3-12	H	W	13-0	Marshall
3-13	H	W	7-3	Marshall
3-14	H	W	16-2	Marshall
3-17	H	W ⁽⁷⁾	10-1	*Maryland ⁽¹⁾
3-17	H	W ⁽⁷⁾	7-1	*Maryland ⁽²⁾
3-18	H	W	8-1	*Maryland
3-19	H	W	12-6	Ohio
3-20	H	W	6-4	Ohio
3-22	A	L	2-9	Miami (FL)
3-23	A	L	5-11	Miami (FL)
3-24	A	L	1-2	Miami (FL)
3-27	H	L ⁽⁷⁾	2-11	Coastal Carolina ⁽¹⁾
3-27	H	W ⁽⁷⁾	1-0	Coastal Carolina ⁽²⁾
3-28	A	L	8-9	Georgia
3-31	N1	W	6-0	South Carolina
4-1	H	W ⁽¹¹⁾	6-5	South Carolina
4-2	H	W	9-0	South Carolina
4-3	H	W	11-4	East Tennessee State
4-4	A	W	10-2	Furman
4-6	A	L	8-10	*North Carolina



MIKE KIMBRELL LED THE 1991 TIGERS, WHO TOTALED A SCHOOL-RECORD 60 VICTORIES, IN STRIKEOUTS (74).

4-7	A	L	3-9	*North Carolina
4-8	A	L	10-11	*North Carolina
4-10	H	W ⁽⁷⁾	2-1	Appalachian State
4-11	H	W	17-6	Furman
4-12	A	L	2-21	South Carolina
4-13	H	W	6-3	*N.C. State
4-14	H	W	20-4	*N.C. State
4-15	H	W	6-5	*N.C. State
4-17	H	W	13-0	Georgia Southern
4-18	H	L	6-9	Georgia Southern
4-20	A	W	12-6	*Virginia
4-21	A	W	19-3	*Virginia
4-22	A	W	8-0	*Virginia
4-24	H	L	5-7	Tennessee
4-25	H	W	14-2	Tennessee
4-27	A	W	14-12	*Georgia Tech
4-28	H	L	3-8	*Georgia Tech
4-29	A	W	17-10	†*Georgia Tech
5-6	A	L	4-5	South Carolina ⁽¹⁾
5-6	A	L ⁽⁷⁾	3-7	South Carolina ⁽²⁾
5-8	A	W	15-3	Tennessee
5-10	H	W	8-4	Campbell
5-12	N1	W	13-3	+Duke
5-13	N1	W	7-3	+Virginia
5-14	N1	L	1-3	+North Carolina
5-15	N1	L	5-6	+N.C. State
5-18	N2	L	0-1	% Southern California
5-19	N2	L	2-5	% Fresno State
5-20	N2	W	9-1	% Arizona
5-21	A	L	2-11	The Citadel
5-25	N3	L	6-9	\$ Creighton
5-26	N3	W	8-5	\$ Texas-Arlington
5-27	N3	L	3-4	\$ Creighton

* - ACC game; † - Wilhelm's 1,000th victory; + - ACC Tournament; % - Carolina Invitational; \$ - NCAA Central Regional; N1 - Greenville, SC; N2 - Chapel Hill, NC; N3 - Austin, TX

1991 (60-10 Overall; 18-3 ACC, 1st)

ACC Champion

College World Series Participant

Ranked #4 by Baseball America

Ranked #8 by Collegiate Baseball

Head Coach: Bill Wilhelm (34th Season)

Date	St	W-L	Score	Opponent
2-16	A	W	10-4	Georgia Southern
2-17	A	W	16-3	Georgia Southern
2-23	H	W	6-4	Auburn
2-24	H	W	7-3	Auburn
2-25	H	W	13-0	East Tennessee State
2-28	N1	W	6-0	% Oklahoma State
3-2	N1	L	8-13	% Louisiana-Lafayette

3-2	A	W	14-3	% Nevada-Las Vegas
3-3	N1	W	17-5	% Louisiana-Lafayette
3-7	H	W	9-0	Augusta
3-9	A	L ⁽⁷⁾	10-11	*Wake Forest ⁽¹⁾
3-9	A	W ⁽⁷⁾	13-7	*Wake Forest ⁽²⁾
3-10	A	W	11-5	*Wake Forest
3-15	H	W	5-2	*Virginia
3-16	H	W	15-1	*Virginia
3-17	H	W	12-8	*Virginia
3-19	A	W	23-7	Coastal Carolina
3-20	A	W	10-3	Coastal Carolina
3-21	A	W	11-7	Coastal Carolina
3-22	A	L	4-12	South Carolina
3-23	A	L	10-11	South Carolina
3-24	A	W	5-3	South Carolina
3-26	H	W	10-0	The Citadel
3-27	H	W	12-3	The Citadel
3-28	H	W ⁽⁷⁾	7-5	South Carolina
3-30	H	W	12-1	Columbus ⁽¹⁾
3-30	H	W	2-1	Columbus ⁽²⁾
3-31	A	L	7-9	Western Carolina
4-2	H	W	16-6	Furman
4-3	H	W	13-3	Western Carolina
4-4	H	W	10-1	South Carolina
4-5	H	W	15-6	*North Carolina
4-6	H	W ⁽¹²⁾	6-5	*North Carolina
4-7	H	W	6-2	*North Carolina
4-8	H	W ⁽⁵⁾	5-0	Winthrop
4-9	H	W	4-3	Georgia
4-10	A	W	9-1	Georgia
4-12	A	W	14-3	*N.C. State
4-13	A	L	7-8	*N.C. State
4-14	A	W	16-6	*N.C. State
4-16	H	W	10-5	Appalachian State
4-17	H	W	13-0	Appalachian State
4-19	A	W	11-4	*Maryland
4-20	A	W	7-2	*Maryland
4-21	A	W	17-2	*Maryland
4-23	A	W	8-3	Furman
4-24	H	W	11-8	Georgia
4-25	H	W	7-6	South Carolina
4-26	H	W ⁽¹⁰⁾	9-8	*Georgia Tech
4-27	A	W	8-0	†*Georgia Tech
4-28	H	L	6-11	*Georgia Tech
5-5	H	W	17-4	*Duke
5-6	H	W ⁽⁷⁾	3-2	*Duke
5-7	H	W	6-4	*Duke
5-8	A	L	1-11	Tennessee
5-9	A	W	6-3	Tennessee
5-11	N2	W	13-1	+Maryland
5-12	N2	W	7-2	+Wake Forest
5-13	N2	W	6-5	+Georgia Tech

5-14	N2	W ⁽¹¹⁾	7-4	+Virginia
5-14	N2	W	24-8	+Georgia Tech
5-17	H	W	7-2	Furman
5-18	H	W ⁽⁸⁾	8-0	Furman
5-19	H	W	21-1	Furman
5-23	N3	W	13-5	\$ Princeton
5-24	N3	W	8-3	\$ Villanova
5-25	N3	W	10-9	\$ Mississippi State
5-26	A	W	13-5	\$ Maine
6-1	N4	L	4-8	!Creighton
6-3	N4	L	11-12	!Long Beach State

* - ACC game; % - UNLV Desert Classic; † - Wilhelm's 1,050th victory; + - ACC Tournament; \$ - NCAA Northeast Regional; ! - College World Series; N1 - Las Vegas, NV; N2 - Greenville, SC; N3 - Orono, ME; N4 - Omaha, NE

1992 (50-14 Overall; 19-5 ACC, 1st)

Ranked #7 by Baseball America

Ranked #10 by Collegiate Baseball

Head Coach: Bill Wilhelm (35th Season)

Date	St	W-L	Score	Opponent
2-16	H	W	7-0	Eastern Kentucky ⁽¹⁾
2-16	H	W	22-0	Eastern Kentucky ⁽²⁾
2-19	H	W	6-0	Western Carolina
2-21	H	W	15-1	Tampa
2-22	H	W	16-5	Tampa ⁽¹⁾
2-22	H	W	3-0	Tampa ⁽²⁾
2-29	A	W	4-3	Auburn
3-1	A	W	9-3	Auburn
3-3	H	W	1-0	Winthrop
3-5	H	W	20-2	Furman
3-7	H	W ⁽⁷⁾	7-2	*Wake Forest ⁽¹⁾
3-7	H	W ⁽⁸⁾	2-1	*Wake Forest ⁽²⁾
3-8	H	W	7-5	*Wake Forest
3-9	H	W	2-1	Coastal Carolina
3-10	H	W	12-2	Coastal Carolina
3-13	H	W	15-3	*Maryland
3-14	H	W	10-1	*Maryland
3-15	H	L	9-10	*Maryland
3-17	A	W	15-7	*Duke
3-18	A	W	9-1	*Duke
3-19	A	L	1-2	*Duke
3-20	A	W	8-6	*Virginia
3-21	A	W	5-3	*Virginia
3-22	A	W	8-2	*Virginia
3-23	H	L	3-7	Ohio
3-24	H	W	10-2	Ohio
3-26	A	L	6-8	South Carolina
3-27	H	W	10-4	*Florida State
3-28	H	W	12-0	*Florida State
3-29	H	W	14-0	*Florida State
3-31	A	W	8-4	Georgia
4-1	H	L	2-3	Georgia
4-2	N1	W ⁽¹¹⁾	12-11	Winthrop
4-3	A	W	10-4	*North Carolina
4-4	A	W	7-1	*North Carolina
4-5	A	W	12-5	*North Carolina
4-7	H	W ⁽⁷⁾	10-5	Georgia Southern ⁽¹⁾
4-7	H	W ⁽⁷⁾	7-2	Georgia Southern ⁽²⁾
4-8	H	W	5-3	†South Carolina
4-10	H	W	6-2	*N.C. State
4-11	H	L	3-6	*N.C. State
4-12	H	W	3-2	*N.C. State
4-14	A	L	3-4	Tennessee
4-15	A	W	8-2	Tennessee
4-19	H	W	5-3	Appalachian State
4-20	H	W	7-5	Appalachian State
4-21	H	W	10-9	South Carolina
4-22	A	W	9-1	Georgia
4-24	A	L	2-6	*Georgia Tech
4-25	A	L ⁽¹⁰⁾	6-7	*Georgia Tech
4-26	A	W	5-4	*Georgia Tech
5-2	A	W	8-1	North Carolina-Wilmington
5-3	A	L	1-5	North Carolina-Wilmington
5-4	A	W	10-2	Georgia Southern
5-5	A	W	7-1	Georgia Southern
5-9	N2	W ⁽¹⁰⁾	3-2	+Virginia
5-11	N2	W	5-2	+Florida State
5-12	N2	L	1-11	+N.C. State
5-12	N2	W	5-4	+Georgia Tech
5-13	N2	W	11-0	+Florida State
5-13	N2	L	3-7	+N.C. State
5-21	N3	W	8-4	\$ Yale
5-22	N3	L	5-6	\$ California-Los Angeles
5-23	N3	L	6-7	\$ Oklahoma

* - ACC game; † - Wilhelm's 1,100th victory; + - ACC Tournament; \$ - NCAA Midwest Regional; N1 - Fort Mill, SC; N2 - Greenville, SC; N3 - Starkville, MS



1993 (45-20 Overall; II-II ACC, 5th)**ACC Champion**

Ranked #17 by Baseball America

Ranked #17 by Collegiate Baseball

Head Coach: Bill Wilhelm (36th Season)

Date	St	W-L	Score	Opponent
2-20	H	W	9-6	Auburn
2-23	H	W	13-2	Appalachian State
2-24	H	W	11-6	Winthrop
2-27	H	L	6-7	* Duke
2-28	H	W	16-7	* Duke
3-1	H	L	4-13	* Duke
3-2	H	W	7-5	North Carolina-Wilmington ⁽¹⁾
3-2	H	W	9-2	North Carolina-Wilmington ⁽²⁾
3-6	A	L ⁽⁷⁾	1-3	* Wake Forest ⁽¹⁾
3-6	A	W ⁽⁷⁾	4-1	* Wake Forest ⁽²⁾
3-7	A	W	8-5	* Wake Forest
3-9	H	W ⁽¹¹⁾	6-5	Coastal Carolina
3-10	H	W	8-3	Coastal Carolina
3-12	H	W	15-1	* Virginia
3-15	N1	L	0-5	% Nebraska
3-16	N1	L	6-10	% Saint John's
3-17	N1	W	8-7	% Missouri State
3-18	N1	W	5-0	% Texas Tech
3-19	N1	L	0-3	% Kansas State
3-20	N1	W ⁽¹¹⁾	5-4	% Missouri State
3-24	H	W ⁽⁷⁾	10-7	Georgia Southern ⁽¹⁾
3-24	H	W ⁽⁷⁾	4-1	Georgia Southern ⁽²⁾
3-26	H	L	2-12	Ohio
3-27	H	W ⁽⁷⁾	5-2	Ohio
3-28	H	W	21-1	Ohio
3-30	H	W	11-4	Furman
3-31	A	W	6-2	Georgia
4-2	H	W	7-2	* North Carolina
4-3	H	L	5-10	* North Carolina
4-4	H	W	4-3	* North Carolina
4-6	H	W	17-3	South Carolina
4-7	A	W	9-8	South Carolina
4-9	A	W	4-1	* N.C. State
4-10	A	L	5-20	* N.C. State
4-11	A	L	12-13	* N.C. State
4-13	A	W	12-2	Western Carolina
4-14	H	W	8-6	Georgia
4-15	H	W	8-1	Western Carolina
4-17	A	W	6-2	* Maryland
4-18	N2	L	4-8	* Maryland
4-19	A	W	22-4	* Maryland
4-20	A	W	17-2	Furman
4-21	H	W ⁽¹¹⁾	8-7	South Carolina
4-23	H	L	0-11	* Georgia Tech
4-24	H	L	5-10	* Georgia Tech
4-25	H	L	0-6	* Georgia Tech
5-2	A	W	17-1	Winthrop
5-4	H	W	10-3	Tennessee
5-5	H	W	4-2	Tennessee
5-7	A	W	7-6	* Florida State
5-8	A	L ⁽¹⁰⁾	3-4	* Florida State

5-9	A	W	5-1	* Florida State
5-11	H	L	2-4	Georgia
5-12	A	L	5-8	South Carolina
5-13	H	W	12-5	Charlotte
5-15	N3	W	4-2	+ Duke
5-16	N3	W	6-1	+ Florida State
5-17	N3	W	9-8	+ Georgia Tech
5-18	N3	W	7-4	+ North Carolina
5-18	N3	L	5-7	+ Florida State
5-19	N3	W	11-7	+ N.C. State
5-28	N4	W	7-3	\$ Rutgers
5-29	N4	W	10-3	\$ Fresno State
5-30	N4	L	4-11	\$ Fresno State
5-31	N4	L	1-9	\$ Kansas

* - ACC game; % - Pepsi/Johnny Quik Best-of-the-West Tournament; + - ACC Tournament; \$ - NCAA Midwest Regional; N1 - Fresno, CA; N2 - Baltimore, MD; N3 - Greenville, SC; N4 - Knoxville, TN

1994 (57-18 Overall; 20-4 ACC, 1st)**ACC Champion**

Ranked #4 by Baseball America

Ranked #9 by Collegiate Baseball

Ranked #9 by Sports Weekly

Head Coach: Jack Leggett (1st Season)

Date	St	W-L	Score	Opponent
2-12	H	W	3-1	Western Carolina ⁽¹⁾
2-12	H	W	4-1	Western Carolina ⁽²⁾
2-13	H	W ⁽¹³⁾	6-5	Western Carolina
2-19	H	W	14-1	Tennessee
2-20	H	W	4-2	Tennessee
2-24	N1	L	5-11	% Fresno State
2-24	A	W	11-6	% Nevada-Las Vegas
2-25	N1	W	13-3	% Rice
2-26	N1	L	3-12	% Rice
2-27	N1	W ⁽¹⁰⁾	13-8	% Fresno State
3-3	H	W	11-4	Furman
3-4	H	W	5-4	* Wake Forest
3-5	H	W	5-4	* Wake Forest
3-6	H	W	8-6	* Wake Forest
3-7	H	W	14-2	North Carolina-Wilmington
3-8	H	W ⁽¹³⁾	8-7	North Carolina-Wilmington
3-9	A	W	9-2	Georgia
3-11	H	W	7-5	* Maryland
3-12	H	W	18-2	* Maryland
3-13	H	W	6-5	* Maryland
3-15	H	W	4-1	New Hampshire
3-16	H	L	4-7	South Carolina
3-18	A	W	6-1	Hawaii-Hilo
3-19	A	W	13-5	Hawaii-Hilo ⁽¹⁾
3-19	A	W	10-3	Hawaii-Hilo ⁽²⁾
3-21	N2	L	2-9	^ Oregon State
3-22	N2	L	2-9	^ Lewis-Clark State
3-23	A	W	7-3	^ Hawaii
3-25	N2	W ⁽⁷⁾	3-2	^ Washington
3-25	N2	W ⁽⁷⁾	3-1	^ Grand Canyon
3-26	N2	L ⁽¹¹⁾	1-2	^ Washington

3-27	N2	W	9-0	^ Grand Canyon
3-29	H	W	7-5	Georgia Southern
3-30	H	L	2-3	Georgia Southern
4-1	A	W	3-2	* Virginia
4-2	A	W	11-6	* Virginia
4-3	A	W	11-4	* Virginia
4-5	H	W	6-3	Georgia
4-6	A	W	7-2	South Carolina
4-8	H	W ⁽¹⁰⁾	10-8	* N.C. State
4-9	H	W	9-5	* N.C. State
4-10	H	W ⁽¹⁰⁾	6-5	* N.C. State
4-12	H	W	8-2	Appalachian State
4-13	A	L ⁽¹⁷⁾	4-5	South Carolina
4-15	A	W	7-6	* Duke
4-16	A	L	7-8	* Duke
4-17	A	W	7-0	* Duke
4-18	H	W	16-6	Charleston Southern
4-19	A	W	10-6	Georgia
4-20	H	L	3-4	South Carolina
4-22	A	W	11-1	* North Carolina
4-23	A	L	0-5	* North Carolina
4-24	A	W	3-2	* North Carolina
4-26	A	W	3-2	Tennessee
4-27	A	L ⁽¹⁰⁾	1-5	Tennessee
4-29	H	W	7-5	Miami (FL)
4-30	H	L	3-6	Miami (FL)
5-1	H	W ⁽¹²⁾	9-8	Miami (FL)
5-7	H	W	5-2	* Florida State
5-8	H	W	9-5	* Florida State
5-9	H	L	3-8	* Florida State
5-10	A	W	9-7	Coastal Carolina
5-11	A	W	8-0	Coastal Carolina
5-13	A	W ⁽¹⁰⁾	9-8	* Georgia Tech
5-14	A	L	4-20	* Georgia Tech
5-15	A	W	7-4	* Georgia Tech
5-18	N3	W	7-1	+ Maryland
5-19	N3	W	17-5	+ N.C. State
5-20	N3	W	9-6	+ Georgia Tech
5-21	N3	L	4-10	+ Florida State
5-22	N3	W	4-1	+ Florida State
5-26	H	W	5-1	\$ The Citadel
5-27	H	L	1-8	\$ Notre Dame
5-28	H	W	6-1	\$ Old Dominion
5-28	H	L	5-11	\$ Auburn

* - ACC game; % - UNLV Desert Classic; ^ - Hawaii Easter Tournament; + - ACC Tournament; \$ - NCAA East Regional; N1 - Las Vegas, NV; N2 - Honolulu, HI; N3 - Greenville, SC

1995 (54-14 Overall; 20-4 ACC, 1st)**College World Series Participant**

Ranked #8 by Baseball America

Ranked #8 by Collegiate Baseball

Ranked #8 by Sports Weekly

Head Coach: Jack Leggett (2nd Season)

Date	St	W-L	Score	Opponent
2-17	N1	L	2-5	Oklahoma State
2-18	A	W	18-0	Texas-Arlington
2-19	N1	W	7-2	Arkansas State
2-24	H	W	16-2	George Mason
2-25	H	W	13-0	George Mason
2-26	H	W	9-3	George Mason
3-1	H	W	6-4	Tennessee
3-2	H	W ⁽¹⁰⁾	7-6	Tennessee
3-4	H	W	10-5	Old Dominion ⁽¹⁾
3-4	H	W	12-6	Old Dominion ⁽²⁾
3-5	H	W	7-1	Old Dominion
3-7	H	W	5-0	James Madison
3-8	H	W	16-6	James Madison
3-10	H	W	10-0	* Duke
3-11	H	W	8-4	* Duke
3-12	H	W	9-1	* Duke
3-14	A	W	5-2	Western Carolina
3-15	H	W	11-0	Appalachian State
3-17	A	W	10-7	* Wake Forest
3-18	A	W	4-3	* Wake Forest
3-19	A	W	10-5	* Wake Forest
3-21	A	W	9-7	Old Dominion
3-22	A	W	4-2	Old Dominion
3-24	A	W ⁽¹²⁾	4-3	* Maryland
3-25	A	W	11-3	* Maryland
3-26	A	W	12-2	* Maryland
3-28	A	L	2-4	South Carolina
3-29	H	W	5-4	Western Carolina
3-31	H	W	3-2	* North Carolina
4-1	H	W	20-1	* North Carolina
4-2	H	L	8-11	* North Carolina
4-4	H	W	7-2	South Carolina
4-5	A	L	7-8	Georgia

4-7	H	W	5-4	* Virginia
4-8	H	W	9-0	* Virginia
4-9	H	W	5-2	* Virginia
4-11	H	W	5-4	Georgia
4-12	H	W	11-1	South Carolina
4-14	A	W ⁽¹⁰⁾	17-15	* N.C. State
4-15	A	W	13-1	* N.C. State
4-16	A	W	13-4	* N.C. State
4-18	H	W	5-1	Coastal Carolina
4-19	H	W	7-2	Coastal Carolina
4-21	A	L	2-5	* Florida State
4-22	A	L	2-7	* Florida State
4-23	A	L	8-9	* Florida State
4-25	H	W	19-5	Furman
4-26	A	W	18-6	South Carolina
4-28	H	W	8-5	* Georgia Tech
4-29	H	W	6-1	* Georgia Tech
4-30	H	W	6-5	* Georgia Tech
5-7	A	W	7-4	Georgia Southern
5-8	A	L ⁽¹²⁾	14-15	Georgia Southern
5-12	A	L	6-7	Miami (FL)
5-13	A	W	7-5	Miami (FL)
5-14	A	L	4-8	Miami (FL)
5-17	N2	W	10-0	+ Maryland
5-18	N2	W	6-4	+ North Carolina
5-19	N2	W	11-0	+ Florida State
5-20	N2	W	16-7	+ N.C. State
5-20	N2	L	2-12	+ Florida State
5-21	N2	L	2-8	+ Florida State
5-25	H	W	8-4	\$ Navy
5-26	H	W	11-5	\$ Jacksonville
5-27	H	W	9-5	\$ Winthrop
5-28	H	W	7-4	\$ Alabama
6-3	N3	L	1-3	! Tennessee
6-5	N3	L	3-8	! Stanford

* - ACC game; + - ACC Tournament; \$ - NCAA East Regional; ! - College World Series; N1 - Arlington, TX; N2 - Greenville, SC; N3 - Omaha, NE

1996 (51-17 Overall; 17-7 ACC, 2nd)**College World Series Participant**

Ranked #4 by Collegiate Baseball

Ranked #4 by Sports Weekly

Ranked #5 by Baseball America

Head Coach: Jack Leggett (3rd Season)

Date	St	W-L	Score	Opponent
2-16	H	W	4-0	South Florida
2-17	H	L	5-6	South Florida
2-18	H	L	2-7	South Florida
2-23	H	W	7-3	Maine
2-24	H	W	6-5	Maine ⁽¹⁾
2-24	H	W	5-1	Maine ⁽²⁾
2-25	H	W	6-1	Maine
2-27	A	W	8-3	Tennessee
2-28	A	W ⁽¹⁰⁾	10-4	Tennessee
3-1	H	W	11-3	Coastal Carolina
3-2	H	W	8-7	Coastal Carolina
3-3	H	W	13-4	Coastal Carolina
3-5	H	W	4-2	Western Carolina
3-8	H	W	8-4	Virginia Tech
3-9	H	W	6-2	Virginia Tech
3-10	H	W	4-0	Virginia Tech
3-12	H	W	18-2	Siena
3-13	H	W	9-3	Siena
3-16	A	L ⁽⁷⁾	4-7	* Duke ⁽¹⁾
3-16	A	L ⁽⁷⁾	0-2	* Duke ⁽²⁾
3-17	A	W	7-2	* Duke
3-20	H	W	11-3	Ohio
3-21	H	L	3-9	Ohio
3-22	H	W	4-0	* Maryland
3-23	H	W	7-0	* Maryland
3-24	H	W	16-6	* Maryland
3-28	A	W	13-3	Western Carolina
3-29	A	W	8-1	* Virginia
3-30	A	L	2-3	* Virginia
3-31	A	W	9-3	* Virginia
4-2	H	W	5-4	Georgia
4-3	A	W	4-2	South Carolina
4-5	H	W	9-1	* Wake Forest
4-6	H	W	6-0	* Wake Forest
4-7	H	L	7-8	* Wake Forest
4-9	H	W	10-4	Western Carolina
4-10	H	W	11-0	South Carolina
4-12	A	W	11-1	* North Carolina
4-13	A	W	7-5	* North Carolina
4-14	A	W	7-2	* North Carolina
4-16	A	L	2-6	Georgia
4-17	H	W	8-0	South Carolina
4-21	H	L ⁽¹⁰⁾	6-8	Georgia Southern ⁽¹⁾

THE 1994 TIGERS WON 57 GAMES AND CAPTURED THE ACC TITLE IN JACK LEGGETT'S FIRST SEASON AS HEAD COACH.



4-21	H	L ⁽¹⁸⁾	7-9	Georgia Southern ⁽²⁾
4-23	A	W	7-5	South Carolina
4-24	H	W	12-5	Charleston Southern
4-25	H	L	6-18	*N.C. State
4-26	H	W	14-0	*N.C. State
4-27	H	L ⁽¹⁰⁾	1-4	*N.C. State
5-4	H	W	3-0	*Florida State
5-5	H	W	2-1	*Florida State
5-6	H	W	2-0	*Florida State
5-8	H	W	13-4	Furman
5-10	A	W ⁽¹⁰⁾	9-8	*Georgia Tech
5-11	A	L	0-4	*Georgia Tech
5-12	A	W	9-2	*Georgia Tech
5-16	N1	W	6-1	Duke
5-16	N1	W	6-1	*Georgia Tech
5-17	N2	L	2-4	Virginia
5-18	N2	L	1-2	*Florida State
5-23	H	W	9-1	*Charleston Southern
5-24	H	W	5-1	\$ Old Dominion
5-25	H	W	6-3	\$ West Virginia
5-26	H	W	12-5	\$ Tennessee
5-31	N3	L	3-7	! Miami (FL)
6-2	N3	W ⁽¹⁰⁾	8-5	! Oklahoma State
6-4	N3	W	14-13	! Alabama
6-5	N3	L	5-14	! Miami (FL)

* - ACC game; + - ACC Tournament; \$ - NCAA East Regional; ! - College World Series; N1 - Chapel Hill, NC; N2 - Durham, NC; N3 - Omaha, NE

1997 (41-23 Overall; 13-10 ACC, 4th)

Ranked #24 by Sports Weekly

Head Coach: Jack Leggett (4th Season)

Date	St	W-L	Score	Opponent
2-15	H	W	6-2	Morehead State ⁽¹⁾
2-15	H	W	9-1	Morehead State ⁽²⁾
2-16	H	W	1-0	Morehead State
2-18	H	W	7-2	Charleston Southern
2-22	H	W	7-6	Kentucky ⁽¹⁾
2-22	H	W	4-3	Kentucky ⁽²⁾
2-23	H	W	10-3	Kentucky
2-27	N1	W	8-7	% Cal State Northridge
2-28	N1	W	12-7	% Northwestern
2-28	A	L	3-4	% Nevada-Las Vegas
3-1	N1	W	10-2	% Northwestern
3-2	N1	L	5-18	% Cal State Northridge
3-4	H	W	12-5	James Madison
3-5	H	W	11-3	James Madison
3-7	H	W	17-2	Coastal Carolina
3-8	H	W	22-11	Coastal Carolina
3-9	H	W	13-3	Coastal Carolina
3-12	H	W	17-4	Appalachian State
3-14	H	W	3-2	*Virginia
3-15	H	W	6-1	*Virginia
3-16	H	W	7-3	*Virginia
3-19	A	L	3-7	Tennessee
3-21	A	L	1-13	*Maryland
3-22	A	W	17-10	*Maryland
3-23	A	L ⁽¹⁰⁾	6-7	*Maryland
3-25	A	L	4-9	Western Carolina
3-26	H	W	14-9	Western Carolina
3-28	A	L	2-11	*Wake Forest
3-29	A	W	10-9	*Wake Forest
3-30	A	W	18-7	*Wake Forest
4-1	A	L	2-3	Georgia
4-2	H	L	3-11	South Carolina
4-4	A	W	10-7	*Florida State
4-5	A	L	5-20	*Florida State
4-6	A	L ⁽¹²⁾	10-11	*Florida State
4-8	H	W	10-7	Furman
4-9	A	W	15-1	South Carolina
4-11	H	W	11-1	*Duke
4-12	H	L ⁽¹⁰⁾	3-4	*Duke
4-13	H	W	14-2	*Duke
4-15	H	W	13-5	Tennessee
4-16	H	W	12-9	South Carolina
4-18	A	L	9-16	*N.C. State
4-19	A	L	4-17	*N.C. State
4-20	A	L	7-9	*N.C. State
4-23	A	L	16-38	South Carolina
4-25	H	W	7-4	*Georgia Tech
4-26	H	L	4-19	*Georgia Tech
5-2	A	W	11-4	Davidson
5-4	H	W	17-2	*North Carolina
5-5	H	W	11-10	*North Carolina
5-6	H	W	5-4	*North Carolina
5-7	H	W	9-8	Charleston Southern
5-9	H	L	11-12	California
5-10	H	W	15-3	California
5-11	H	L	10-12	California

5-14	N2	W	8-6	+ Wake Forest
5-15	N2	W	7-4	+ Georgia Tech
5-16	N2	L	4-8	+ Florida State
5-17	N2	W ⁽¹⁰⁾	11-6	+ N.C. State
5-17	N2	L	0-10	+ Florida State
5-22	N3	W	13-9	\$ Nevada
5-23	N3	L	6-10	\$ Rice
5-24	N3	L	7-12	\$ Texas State

* - ACC game; % - UNLV Desert Classic; + - ACC Tournament; \$ - NCAA Central Regional; N1 - Las Vegas, NV; N2 - Saint Petersburg, FL; N3 - Lubbock, TX

1998 (43-16 Overall; 14-9 ACC, T-2nd)

Ranked #19 by Sports Weekly

Ranked #21 by Baseball America

Ranked #23 by Collegiate Baseball

Head Coach: Jack Leggett (5th Season)

Date	St	W-L	Score	Opponent
2-6	N1	W	4-2	% South Florida
2-7	N1	W	7-6	% Central Florida
2-8	N1	W	9-4	% Auburn
2-13	H	L	1-6	East Carolina
2-14	H	W	16-4	East Carolina
2-15	H	W	8-2	East Carolina
2-20	H	W	5-4	Old Dominion
2-21	H	W	11-10	Old Dominion
2-22	H	W	12-7	Old Dominion
2-26	H	W	11-7	Charlotte
2-27	H	W	13-0	North Carolina-Wilmington
2-28	H	W	19-6	North Carolina-Wilmington
3-1	H	W	6-3	North Carolina-Wilmington
3-3	H	W	6-5	Florida Atlantic
3-4	H	L	5-6	Florida Atlantic
3-6	H	W	22-4	Stetson
3-8	H	W	10-5	Stetson ⁽¹⁾
3-8	H	W ⁽⁸⁾	9-4	Stetson ⁽²⁾
3-10	H	W	17-3	Coastal Carolina
3-13	H	W	12-2	Maine
3-14	H	W	18-2	Maine ⁽¹⁾
3-14	H	W	19-11	Maine ⁽²⁾
3-17	H	W	5-1	Western Carolina
3-19	A	L	7-10	Western Carolina
3-20	H	W	5-3	*Maryland
3-21	H	W	19-6	*Maryland
3-22	H	W	15-6	*Maryland
3-25	H	W	5-0	The Citadel
3-27	H	W	10-2	*Wake Forest
3-28	H	W	6-5	*Wake Forest
3-29	H	L	2-8	*Wake Forest
3-31	H	W ⁽¹⁰⁾	5-4	Georgia
4-1	A	W	6-4	South Carolina
4-3	A	W	9-7	*Virginia
4-4	A	L	6-7	*Virginia
4-5	A	W	15-6	*Virginia
4-7	H	W	18-0	Furman
4-8	H	W	13-3	Charleston Southern
4-11	A	W	8-2	*Duke ⁽¹⁾
4-11	A	L	6-7	*Duke ⁽²⁾
4-12	A	L	2-6	*Duke
4-15	H	W	14-6	North Carolina-Asheville
4-17	H	W ⁽¹²⁾	11-10	*N.C. State
4-18	H	W	17-6	*N.C. State
4-22	A	W	9-2	Georgia
4-24	H	W	2-1	*Florida State
4-25	H	W	5-4	*Florida State
4-26	H	L	2-7	*Florida State
5-3	A	L	6-7	*Georgia Tech
5-4	A	L	7-9	*Georgia Tech
5-5	A	L	5-14	*Georgia Tech
5-9	A	L	9-12	*North Carolina ⁽¹⁾
5-9	A	W	8-1	*North Carolina ⁽²⁾
5-10	A	W	7-6	*North Carolina
5-13	N2	L	1-4	+ North Carolina
5-14	N2	L	6-10	+ Georgia Tech
5-21	H	W	12-3	\$ The Citadel
5-22	H	L ⁽¹⁶⁾	1-2	\$ South Alabama
5-23	H	L	5-8	\$ Southern California

* - ACC game; % - Olive Garden Classic; + - ACC Tournament; \$ - NCAA East Regional; N1 - Kissimmee, FL; N2 - Durham, NC

1999 (42-27 Overall; 13-10 ACC, 3rd)

Ranked #13 by Collegiate Baseball

Ranked #14 by Sports Weekly

Ranked #17 by Baseball America

Head Coach: Jack Leggett (6th Season)

Date	St	W-L	Score	Opponent
2-12	H	W	10-7	Kansas State
2-13	H	W	10-4	Kansas State

2-14	H	W	11-3	Kansas State
2-25	N1	W	13-12	% Washington
2-26	N1	L	3-4	% Creighton
2-26	A	L ⁽¹⁰⁾	11-12	% Nevada-Las Vegas
2-27	N1	L	5-7	% Nevada
2-28	N1	W	13-10	% Creighton
3-3	H	L	15-18	The Citadel
3-5	H	L	9-10	Liberty
3-6	H	L	8-11	Liberty ⁽¹⁾
3-6	H	W	11-6	Liberty ⁽²⁾
3-10	H	W	14-6	Coastal Carolina
3-12	H	W	14-4	George Mason
3-13	H	W	13-2	George Mason ⁽¹⁾
3-13	H	W	21-0	George Mason ⁽²⁾
3-16	A	L	4-5	East Carolina
3-17	A	L	2-14	East Carolina
3-19	A	W	8-6	*Maryland
3-20	A	W	9-2	*Maryland
3-23	H	W	17-5	Georgia
3-24	H	W	12-4	Wofford
3-26	A	L	1-5	*Wake Forest
3-27	A	L	6-11	*Wake Forest
3-28	A	L	2-10	*Wake Forest
3-30	A	W	7-6	Georgia
4-1	H	W	18-1	East Tennessee State
4-2	N2	L	3-5	Miami (FL)
4-3	N2	W	7-5	Miami (FL)
4-4	N2	L	11-14	Miami (FL)
4-6	A	L ⁽¹⁰⁾	8-9	Western Carolina
4-7	H	W	16-11	Western Carolina
4-9	A	L	0-8	*Florida State
4-10	A	W	8-4	*Florida State
4-11	A	L	3-5	*Florida State
4-13	H	W	12-9	Furman
4-14	A	W	8-7	South Carolina
4-16	H	W	18-1	*Duke
4-17	H	L ⁽¹⁰⁾	3-5	*Duke
4-18	H	W	7-5	*Duke
4-21	H	W	5-4	South Carolina
4-23	H	W	24-4	*Georgia Tech
4-24	H	W	13-8	*Georgia Tech
4-25	H	W	6-5	*Georgia Tech
5-1	H	L	3-9	*Virginia ⁽¹⁾
5-1	H	W ⁽¹¹⁾	5-4	*Virginia ⁽²⁾
5-2	H	W	12-5	*Virginia
5-4	H	W ⁽¹⁰⁾	11-10	Western Carolina
5-7	H	W	14-2	Winthrop
5-8	H	L	2-4	Coastal Carolina
5-9	H	W	20-7	*North Carolina
5-10	H	W	5-4	*North Carolina
5-11	H	L	5-7	*North Carolina
5-14	A	L	9-19	*N.C. State
5-15	A	L	4-7	*N.C. State
5-16	A	W	7-4	*N.C. State
5-19	N3	W	7-6	+ N.C. State
5-20	N3	L	3-6	+ Wake Forest
5-21	N3	W	7-6	+ Maryland
5-22	N3	W	8-7	+ Florida State
5-22	N3	L	5-9	+ Wake Forest
5-28	N4	L	5-23	\$ Missouri State
5-29	N4	W	17-3	\$ Delaware

5-29	A	W	12-4	\$ Arkansas
5-30	N4	W	8-7	\$ Missouri State ⁽¹⁾
5-30	N4	W	7-5	\$ Missouri State ⁽²⁾
6-4	A	L	3-20	! Texas A&M
6-5	A	W	10-3	! Texas A&M
6-6	A	L	4-5	! Texas A&M

* - ACC game; % - UNLV/Coors Desert Classic; + - ACC Tournament; \$ - NCAA Fayetteville (AR) Regional; ! - NCAA College Station (TX) Super Regional; N1 - Las Vegas, NV; N2 - Fort Mill, SC; N3 - Durham, NC; N4 - Fayetteville, AR

2000 (51-18 Overall; 17-7 ACC, 2nd)

College World Series Participant

Ranked #5 by Sports Weekly

Ranked #6 by Collegiate Baseball

Ranked #7 by Baseball America

Head Coach: Jack Leggett (7th Season)

Date	St	W-L	Score	Opponent
1-28	N1	W	3-1	% Rice
1-29	N1	W	4-0	% Miami (FL)
1-30	N1	L	0-5	% Central Florida
2-18	H	W	5-0	Old Dominion
2-19	H	W	3-1	Old Dominion
2-20	H	W	10-2	Old Dominion
2-25	H	W	5-1	James Madison
2-26	H	W	12-4	James Madison
2-27	H	W	5-3	James Madison
3-1	H	W	4-3	Coastal Carolina
3-3	H	W	8-0	Nevada-Las Vegas
3-4	H	W	5-3	Nevada-Las Vegas
3-5	H	L	3-4	Nevada-Las Vegas
3-8	H	W	10-6	William & Mary
3-10	H	W	9-4	Ohio ⁽¹⁾
3-10	H	W	6-1	Ohio ⁽²⁾
3-11	H	W	16-2	Ohio
3-14	H	W	7-0	East Carolina
3-15	H	L	4-12	East Carolina
3-17	H	W	8-6	*Maryland
3-18	H	W	9-3	*Maryland ⁽¹⁾
3-18	H	W	11-2	*Maryland ⁽²⁾
3-22	H	W	14-2	Charlotte
3-24	H	W	9-3	The Citadel
3-25	H	W	7-5	The Citadel
3-26	H	W	6-3	The Citadel
3-29	A	L	6-10	Georgia
3-31	A	L	0-6	*North Carolina
4-1	A	W	10-2	*North Carolina
4-2	A	L	2-5	*North Carolina
4-4	H	W	11-7	Western Carolina
4-5	H	W	3-2	Furman
4-7	H	L	1-5	*N.C. State

4-21	A	W	8-5	* Duke
4-22	A	W	8-5	* Duke
4-23	A	W	12-8	* Duke
4-26	N2	W	13-4	Western Carolina
4-28	A	L	4-7	* Georgia Tech
4-29	A	L	7-9	* Georgia Tech
4-30	A	W	13-12	* Georgia Tech
5-6	H	W	8-7	* Florida State
5-7	H	W	5-4	* Florida State
5-8	H	W	7-4	* Florida State
5-11	A	L	4-6	Liberty
5-13	A	W	9-7	* Virginia ⁽¹⁾
5-13	A	L	0-11	* Virginia ⁽²⁾
5-14	A	W	20-9	* Virginia
5-17	N3	W	9-5	+ Virginia
5-18	N3	W	8-4	+ Florida State
5-19	N3	L	8-9	+ Georgia Tech
5-20	N3	W	12-5	+ Virginia
5-20	N3	L	4-8	+ Georgia Tech
5-26	H	W	4-0	* Middle Tennessee
5-27	H	W	9-3	* Illinois
5-28	H	W	21-3	* Middle Tennessee
6-2	H	W	11-4	* Mississippi State
6-3	H	W	9-4	* Mississippi State
6-9	N4	W	10-6	! San Jose State
6-11	N4	L	4-10	! Stanford
6-14	N4	L	4-5	! Louisiana-Lafayette

* - ACC game; % - ACC Disney Blast; + - ACC Tournament; \$ - NCAA Clemson (SC) Regional; ! - NCAA Clemson (SC) Super Regional; ! - College World Series; N1 - Lake Buena Vista, FL; N2 - Asheville, NC; N3 - Fort Mill, SC; N4 - Omaha, NE

2001 (41-22 Overall; 17-7 ACC, 2nd)

Ranked #13 by Collegiate Baseball

Ranked #14 by Sports Weekly

Ranked #17 by Baseball America

Head Coach: Jack Leggett (8th Season)

Date	St	W-L	Score	Opponent
2-16	H	L	5-10	Richmond
2-17	H	W	14-4	Richmond
2-18	H	W	7-3	Richmond
2-22	A	W	10-6	% Nevada-Las Vegas
2-23	N1	W	9-5	% Oregon State
2-23	A	L	6-14	% Nevada-Las Vegas
2-24	N1	L	9-10	% Oregon State
2-25	N1	W ⁽⁷⁾	13-2	% Oregon State
2-28	H	W	7-4	Furman
3-3	H	L	8-21	South Carolina
3-4	A	W	7-4	South Carolina
3-7	H	W	5-3	College of Charleston
3-10	H	W	5-2	Ohio
3-11	H	W	17-4	Ohio
3-13	H	L ⁽¹⁰⁾	9-12	Georgia Southern
3-14	H	W	9-3	Georgia Southern
3-16	A	W	8-6	* Maryland
3-17	A	W	9-6	* Maryland
3-18	A	W	7-0	* Maryland
3-20	A	W	11-1	Old Dominion
3-21	A	L	8-10	Old Dominion
3-23	A	W ⁽¹²⁾	4-1	* Wake Forest
3-24	A	L	3-12	* Wake Forest
3-25	A	W	9-1	* Wake Forest
3-27	H	W	6-0	Wofford
3-28	A	L	4-8	Georgia
3-30	H	W	24-3	New York Tech
3-31	H	W	13-0	New York Tech ⁽¹⁾
3-31	H	W	14-0	New York Tech ⁽²⁾
4-4	H	L	4-8	Winthrop
4-6	A	L	4-7	* Florida State
4-7	A	L	6-7	* Florida State
4-8	A	L	1-6	* Florida State
4-10	H	L	5-10	Coastal Carolina
4-11	H	W ⁽¹¹⁾	8-7	Coastal Carolina
4-13	H	W	10-2	* Duke
4-14	H	W	10-1	* Duke
4-15	H	W	6-4	* Duke
4-17	H	W	10-4	Georgia
4-18	A	L	3-9	South Carolina
4-20	H	W	3-0	* Georgia Tech
4-21	H	W	5-1	* Georgia Tech
4-22	H	L	3-5	* Georgia Tech
4-24	H	W	8-2	Western Carolina
4-25	H	L	1-2	South Carolina
4-27	H	W	6-3	* North Carolina
4-28	H	W ⁽¹⁰⁾	10-9	* North Carolina
4-29	H	L	0-4	* North Carolina
5-5	A	W	7-6	* N.C. State ⁽¹⁾
5-5	A	L	3-4	* N.C. State ⁽²⁾

5-6	A	W	10-2	* N.C. State
5-9	A	W ⁽¹¹⁾	9-6	Furman
5-12	H	W	8-1	* Virginia ⁽¹⁾
5-12	H	W	17-1	* Virginia ⁽²⁾
5-13	H	W	5-4	* Virginia
5-16	N2	L	3-7	+ Virginia
5-17	N2	W	7-6	+ North Carolina
5-18	N2	L	4-5	+ Florida State
5-25	H	W	4-1	* William & Mary
5-26	H	W	24-4	* Seton Hall
5-27	H	W	8-2	* Seton Hall
6-1	A	L	8-10	* Miami (FL)
6-2	A	L	6-14	* Miami (FL)

* - ACC game; % - UNLV/Coors Desert Classic; + - ACC Tournament; \$ - NCAA Clemson (SC) Regional; ! - NCAA Coral Gables (FL) Super Regional; N1 - Las Vegas, NV; N2 - Fort Mill, SC

2002 (54-17 Overall; 16-8 ACC, 4th)

College World Series Participant

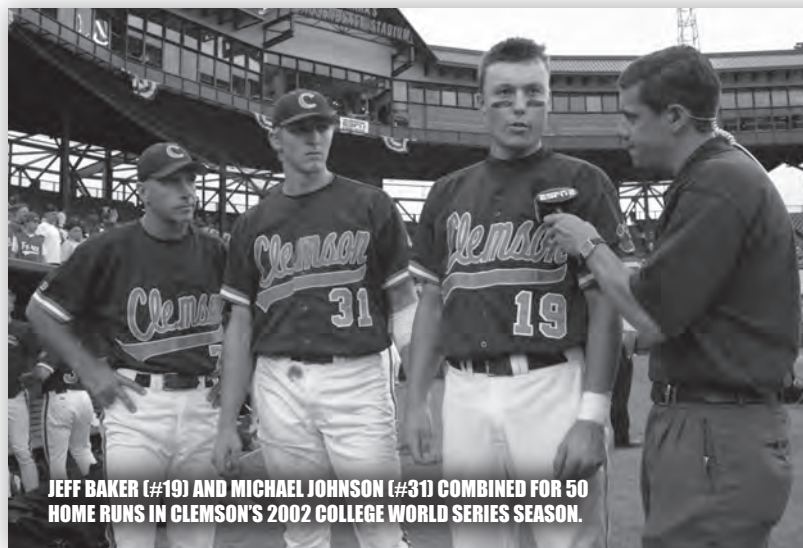
Ranked #3 by Baseball America

Ranked #3 by Collegiate Baseball

Ranked #3 by Sports Weekly

Head Coach: Jack Leggett (9th Season)

Date	St	W-L	Score	Opponent
2-22	H	W	7-4	Auburn
2-23	H	W	8-5	Auburn
2-24	H	W	6-5	Auburn
3-1	A	W	14-6	College of Charleston
3-2	A	W	9-7	South Carolina
3-3	H	W ⁽¹⁰⁾	11-10	South Carolina
3-6	H	W	12-1	College of Charleston
3-8	H	W	5-3	Purdue
3-9	H	W	9-6	Purdue
3-10	H	W	4-2	Purdue
3-12	H	W	20-8	Georgia Southern
3-13	H	W	9-2	Georgia Southern
3-15	H	W	13-1	South Alabama
3-16	H	L	4-6	South Alabama
3-17	H	W	11-3	South Alabama
3-19	H	W	23-5	North Carolina-Asheville
3-21	H	W	8-0	Maine
3-22	H	W	13-0	Maine
3-23	H	W	8-3	Maine
3-26	H	W	19-1	Coastal Carolina
3-27	H	W	6-2	Coastal Carolina
3-29	H	W	13-6	* Maryland
3-30	H	W	16-7	* Maryland
3-31	H	W	7-2	* Maryland
4-2	H	W	7-1	East Tennessee State
4-3	H	W	6-4	Winthrop
4-5	H	W	6-4	* N.C. State
4-6	H	L	0-3	* N.C. State
4-7	H	W	10-2	* N.C. State
4-9	A	L	4-5	Georgia
4-10	H	W	6-5	Georgia
4-12	A	W ⁽¹⁰⁾	11-7	* North Carolina
4-13	A	W	4-2	* North Carolina
4-14	A	L	5-12	* North Carolina
4-16	H	W	13-9	Western Carolina
4-17	H	L	6-8	South Carolina
4-19	A	W	5-3	* Duke
4-20	A	W	4-1	* Duke
4-21	A	W	2-1	* Duke
4-23	H	W	18-7	Furman
4-24	A	W	4-1	South Carolina
4-26	H	L	2-4	* Wake Forest
4-27	H	W	5-3	* Wake Forest
4-28	H	W	4-0	* Wake Forest
5-4	A	W	12-9	* Georgia Tech
5-5	A	L	6-15	* Georgia Tech
5-6	A	L	0-11	* Georgia Tech
5-8	H	W	9-2	Wofford
5-9	H	L	6-8	Elon
5-11	A	W	15-4	* Virginia
5-12	A	W	15-2	* Virginia
5-13	A	W	5-3	* Virginia
5-15	A	W	12-4	Western Carolina
5-17	H	L	3-9	* Florida State
5-18	H	L	3-12	* Florida State
5-19	H	L	3-9	* Florida State
5-22	N1	W	10-0	+ Georgia Tech
5-23	N1	L	4-9	+ Florida State
5-24	N1	W	5-3	+ N.C. State
5-25	N1	W	8-6	+ Wake Forest
5-25	N1	L	1-4	+ Florida State
5-31	H	W	15-1	* Georgia Southern
6-1	H	W	4-2	* East Carolina
6-2	H	W	21-1	* East Carolina



JEFF BAKER (#19) AND MICHAEL JOHNSON (#31) COMBINED FOR 50 HOME RUNS IN CLEMSON'S 2002 COLLEGE WORLD SERIES SEASON.

6-7	H	L	6-9	* Arkansas
6-8	H	W	8-7	* Arkansas
6-9	H	W	7-4	* Arkansas
6-14	N2	W	11-10	! Nebraska
6-16	N2	W	9-7	! Georgia Tech
6-19	N2	L	4-12	! South Carolina
6-21	N2	L	2-10	! South Carolina

* - ACC game; + - ACC Tournament; \$ - NCAA Clemson (SC) Regional; ! - NCAA Clemson (SC) Super Regional; ! - College World Series; N1 - Saint Petersburg, FL; N2 - Omaha, NE

2003 (39-22 Overall; 15-9 ACC, T-3rd)

Head Coach: Jack Leggett (10th Season)

Date	St	W-L	Score	Opponent
2-22	A	L	1-8	Auburn ⁽¹⁾
2-22	A	W	11-8	Auburn ⁽²⁾
2-23	A	L	3-7	Auburn
2-26	H	W ⁽⁸⁾	5-0	Charleston Southern
3-1	H	W	8-0	South Carolina
3-2	A	L	4-6	South Carolina
3-4	H	W	5-4	Winthrop
3-5	H	W	6-2	College of Charleston
3-6	H	W	6-2	^ Chukyo
3-7	H	W	2-0	Old Dominion
3-8	H	W	5-1	Old Dominion
3-9	H	W	18-2	Old Dominion
3-11	H	W	7-5	Tennessee Tech
3-12	H	W	8-0	Tennessee Tech
3-16	N1	W	11-1	Georgia Southern
3-17	N1	W	8-0	Georgia Southern
3-18	A	W	7-6	College of Charleston
3-20	H	W	8-6	Maine
3-21	H	W	7-6	Maine
3-22	H	W	11-7	Maine
3-24	H	W	21-7	Wofford
3-25	A	L	5-9	Western Carolina
3-26	H	W	7-3	Georgia
3-28	A2	L ⁽¹¹⁾	2-3	* N.C. State
3-29	A2	L	2-12	* N.C. State ⁽¹⁾
3-29	A2	W	12-10	* N.C. State ⁽²⁾
4-1	H	W	5-3	Western Carolina
4-2	A	W	4-2	South Carolina
4-4	H	W	9-4	* Virginia
4-5	H	L	1-4	* Virginia
4-6	H	W	9-2	* Virginia
4-9	H	W	4-2	South Carolina
4-11	A	W	8-4	* Florida State
4-12	A	L	2-7	* Florida State
4-13	A	L	1-8	* Florida State
4-15	H	L	1-5	Coastal Carolina
4-16	H	W	7-3	Coastal Carolina
4-19	A	L	6-9	* Maryland ⁽¹⁾
4-19	A	L	4-8	* Maryland ⁽²⁾
4-20	A	W	20-5	* Maryland
4-22	A	L	3-9	Georgia
4-23	H	W ⁽¹²⁾	6-3	East Tennessee State
4-25	H	W ⁽¹⁰⁾	9-7	* Georgia Tech
4-26	H	W	10-5	* Georgia Tech
4-27	H	W	11-3	* Georgia Tech
5-4	H	W	7-6	* Duke
5-5	H	L	6-7	* Duke

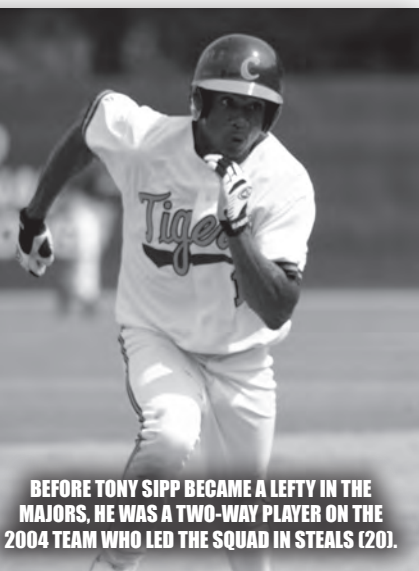
5-6	H	W	13-2	* Duke
5-7	H	L	2-11	Elon
5-8	A	L	8-10	Furman
5-10	H	L	4-9	* North Carolina
5-11	H	W ⁽¹⁰⁾	5-4	* North Carolina
5-12	H	W	5-2	* North Carolina
5-13	H	L	9-12	Furman
5-15	A	W	6-2	* Wake Forest
5-16	A	W	14-3	* Wake Forest
5-17	A	W	4-3	* Wake Forest
5-22	N3	L	2-10	+ North Carolina
5-23	N3	L	4-7	+ Duke
5-30	N4	L	8-10	\$ Ohio State
5-31	N4	W ⁽¹⁰⁾	7-6	\$ Princeton
5-31	A	L	0-15	\$ Auburn

* - ACC game; ^ - exhibition game (not counted in record); + - ACC Tournament; \$ - NCAA Auburn (AL) Regional; N1 - Charleston, SC; A2 - Kinston, NC; N3 - Salem, VA; N4 - Auburn, AL

2004 (39-26 Overall; 14-10 ACC, T-4th)

Head Coach: Jack Leggett (11th Season)

Date	St	W-L	Score	Opponent
2-24	H	L	4-5	Charlotte
2-28	N1	W	4-0	% Georgia Southern
2-28	A	L ⁽¹¹⁾	2-3	% East Carolina
2-29	N1	W	9-0	% Georgia Southern
2-29	A	L	4-6	% East Carolina
3-3	H	W	8-5	Gardner-Webb
3-5	A	W	15-4	College of Charleston
3-6	A	L	2-5	South Carolina
3-7	H	L ⁽¹⁰⁾	7-8	South Carolina
3-10	A	W	6-0	Wofford
3-12	H	W	14-9	Auburn
3-13	H	L	4-5	Auburn
3-14	H	L	6-9	Auburn
3-16	H	W	9-4	Coastal Carolina
3-19	A	W	7-3	Texas Tech
3-20	A	L	10-13	Texas Tech
3-21	A	L	3-5	Texas Tech
3-23	H	W	10-6	Elon
3-24	H	L	1-7	Elon
3-26	H	W	13-6	* Wake Forest
3-27	H	W	7-4	* Wake Forest
3-28	H	W	6-5	* Wake Forest
3-30	A	W	6-2	Georgia
3-31	H	W	19-4	Georgia
4-2	H	W	3-2	* Maryland
4-3	H	W	9-2	* Maryland
4-4	H	W	8-2	* Maryland
4-7	H	W	9-4	South Carolina
4-9	A	L	1-5	* Virginia
4-10	A	L	3-4	* Virginia ⁽¹⁾
4-10	A	L	1-3	* Virginia ⁽²⁾
4-13	H	W	9-5	Winthrop
4-14	A	W	13-5	South Carolina
4-16	A	W	2-1	* North Carolina
4-17	A	L	0-4	* North Carolina
4-18	A	W ⁽¹⁰⁾	4-2	* North Carolina
4-20	H	W	13-4	The Citadel
4-21	H	W	8-7	Western Carolina
4-23	H	W	2-1	N.C. State



BEFORE TONY SIPP BECAME A LEFTY IN THE MAJORS, HE WAS A TWO-WAY PLAYER ON THE 2004 TEAM WHO LED THE SQUAD IN STEALS (20).

4-24	H	W	4-3	* N.C. State
4-25	H	W	9-6	* N.C. State
5-1	H	L	6-11	* Florida State
5-2	H	L	1-10	* Florida State
5-3	H	W	18-9	* Florida State
5-5	H	W	3-2	Charleston Southern
5-7	H	W	8-5	Central Florida
5-8	H	L	4-7	Central Florida
5-9	H	L	2-3	Central Florida
5-11	H	W	16-5	Furman
5-12	H	W	19-8	College of Charleston
5-14	A	L	3-8	* Georgia Tech
5-15	A	L	3-11	* Georgia Tech
5-16	A	L	4-8	* Georgia Tech
5-20	A	W	10-1	* Duke
5-21	A	L	1-2	* Duke
5-22	A	W	9-6	* Duke
5-26	N2	W	7-6	+ North Carolina
5-27	N2	L ⁽¹³⁾	7-11	+ Georgia Tech
5-28	N2	W	12-1	+ N.C. State
5-28	N2	L	5-6	+ North Carolina
6-4	N3	W	10-6	\$ Birmingham-Southern
6-5	A	L	3-6	\$ Georgia
6-5	N3	W	5-4	\$ Birmingham-Southern
6-6	A	W	10-9	\$ Georgia ⁽¹⁾
6-6	A	L ⁽¹⁰⁾	6-7	\$ Georgia ⁽²⁾

* - ACC game; % - Keith LeClair Invitational; +- ACC Tournament; \$ - NCAA Athens (GA) Regional; N1 - Greenville, NC; N2 - Salem, VA; N3 - Athens, GA

2005 (43-23 Overall; 21-9 ACC, 2nd)

Ranked #13 by Collegiate Baseball

Ranked #14 by Baseball America

Ranked #16 by Sports Weekly

Head Coach: Jack Leggett (12th Season)

Date	St	W-L	Score	Opponent
2-18	N1	W	7-2	% West Virginia
2-19	A1	L	2-3	% Coastal Carolina
2-20	N1	L	0-10	% East Carolina
2-25	H	W	3-2	California-Irvine
2-26	H	W	5-4	California-Irvine
2-27	H	W	10-2	California-Irvine
3-4	A	L	5-6	Auburn
3-5	A	L	4-8	Auburn
3-6	A	W	14-3	Auburn
3-9	H	L	2-8	Winthrop
3-12	H	L	3-6	South Carolina
3-13	A	L	5-6	South Carolina
3-16	H	W	11-1	Furman
3-18	H	L	1-2	* North Carolina
3-19	H	W	9-1	* North Carolina
3-20	H	W	7-3	* North Carolina
3-22	A	W	1-0	Old Dominion
3-23	A	L	2-3	Old Dominion
3-25	A	W	14-3	* Maryland
3-26	A	W ⁽¹³⁾	6-4	* Maryland ⁽¹⁾
3-26	A	W	12-0	* Maryland ⁽²⁾
3-29	H	W	14-5	Coastal Carolina
3-30	H	W	8-1	Coastal Carolina
4-2	A	L	1-3	* Florida State
4-3	A	L	4-5	* Florida State ⁽¹⁾

4-3	A	W	7-3	* Florida State ⁽²⁾
4-5	A	L	10-11	Georgia
4-6	H	L	1-4	Georgia
4-8	H	W	9-3	* Duke
4-9	H	W	11-6	* Duke
4-10	H	W	16-6	* Duke
4-12	A	W	7-4	Western Carolina
4-13	H	W	12-2	South Carolina
4-15	H	W	13-4	* Virginia
4-16	H	W	3-2	* Virginia
4-17	H	L	2-9	* Virginia
4-19	H	W	10-1	Western Carolina
4-20	A	W	7-5	South Carolina
4-22	A	L	3-8	* N.C. State
4-23	A	W	16-9	* N.C. State
4-24	A	L	8-9	* N.C. State
4-26	H	W	9-6	Elon
4-27	H	W	7-1	Wofford
4-29	H	L	14-18	* Georgia Tech
4-30	H	W	6-5	* Georgia Tech
5-1	H	L	4-6	* Georgia Tech
5-8	A	L	7-11	* Virginia Tech
5-9	A	W	7-0	* Virginia Tech
5-10	A	W	6-2	* Virginia Tech
5-13	A	W	4-1	* Wake Forest
5-14	A	W ⁽¹¹⁾	17-14	* Wake Forest
5-15	A	W	6-5	* Wake Forest
5-17	H	W	8-5	College of Charleston
5-19	H	W	15-5	* Miami (FL)
5-20	H	W	9-2	* Miami (FL)
5-21	H	W	6-2	* Miami (FL)
5-25	N2	L	1-8	+ Virginia
5-26	N2	W	9-1	+ Miami (FL)
5-27	N2	W	5-4	+ N.C. State
5-28	N2	L	4-5	+ Virginia
6-3	H	W	12-2	\$ North Carolina A&T
6-4	H	W	6-0	\$ College of Charleston
6-5	H	W	8-3	\$ Oral Roberts
6-11	A	W	4-2	† Baylor
6-12	A	L	1-7	† Baylor
6-13	A	L	1-6	† Baylor

* - ACC game; % - Baseball at The Beach; +- ACC Tournament; \$ - NCAA Clemson (SC) Regional; † - NCAA Waco (TX) Super Regional; N1 - Myrtle Beach, SC; N2 - Jacksonville, FL

2006 (53-16 Overall; 24-6 ACC, 1st (Atlantic))

ACC Champion

College World Series Participant

Ranked #5 by Baseball America

Ranked #5 by Collegiate Baseball

Ranked #5 by Sports Weekly

Head Coach: Jack Leggett (13th Season)

Date	St	W-L	Score	Opponent
2-17	H	W	8-1	James Madison ⁽¹⁾
2-17	H	W	3-0	James Madison ⁽²⁾
2-19	H	W	6-1	James Madison
2-24	H	W	5-1	Mercer
2-26	H	L	2-3	Mercer ⁽¹⁾
2-26	H	W	9-4	Mercer ⁽²⁾
3-3	A	W	6-0	College of Charleston
3-4	A	L	2-6	South Carolina
3-5	H	W	6-4	South Carolina
3-8	H	W	10-5	William & Mary
3-10	H	W	7-2	Kansas
3-11	H	L	5-6	Kansas
3-12	H	W	4-3	Kansas
3-15	H	W	10-5	Gardner-Webb
3-17	A	L	1-2	* Virginia
3-18	A	L	2-10	* Virginia
3-19	A	L	4-7	* Virginia
3-21	H	W	5-3	Elon
3-22	H	W	7-4	Elon
3-24	H	W	9-5	* N.C. State
3-25	H	W	4-2	* N.C. State
3-26	H	W	6-2	* N.C. State
3-28	A	L ⁽¹⁰⁾	11-12	Georgia
3-29	H	W	10-7	Georgia
3-31	A	W	8-6	* Miami (FL)
4-1	A	W	6-2	* Miami (FL)
4-2	A	W	14-1	* Miami (FL)
4-4	H	L	6-8	Western Carolina
4-5	A	W	3-2	South Carolina
4-7	H	W	3-1	* Maryland
4-8	H	W ⁽¹¹⁾	3-2	* Maryland
4-9	H	W	15-7	* Maryland
4-11	A	W	8-3	Western Carolina
4-12	H	W	10-5	South Carolina
4-14	A	W	7-6	* Georgia Tech

4-15	A	L	3-12	* Georgia Tech
4-16	A	L	4-22	* Georgia Tech
4-18	H	L	3-6	Winthrop
4-19	H	L	4-5	Furman
4-21	A	W	6-3	* Boston College
4-22	A	L	2-3	* Boston College ⁽¹⁾
4-22	A	W	4-1	* Boston College ⁽²⁾
4-26	H	W	10-1	Wofford
4-28	H	W	11-2	* Virginia Tech
4-29	H	W	11-4	* Virginia Tech
4-30	H	W	7-3	* Virginia Tech
5-8	A	W	7-4	* Duke ⁽¹⁾
5-8	A	W	14-0	* Duke ⁽²⁾
5-9	A	W	8-2	* Duke
5-12	H	W	9-1	* Florida State
5-13	H	W ⁽¹⁰⁾	4-3	* Florida State
5-14	H	W	11-2	* Florida State
5-16	H	W	1-0	College of Charleston
5-18	H	W	26-1	* Wake Forest
5-19	H	W	6-0	* Wake Forest
5-20	H	W	7-3	* Wake Forest
5-24	N1	W ⁽⁷⁾	13-1	+ Wake Forest
5-25	N1	W	3-2	+ Georgia Tech
5-27	N1	L ⁽¹⁰⁾	7-8	+ Georgia Tech ⁽¹⁾
5-27	N1	W	16-11	+ Georgia Tech ⁽²⁾
5-28	N1	W	8-4	+ N.C. State
6-2	H	W	3-0	* North Carolina-Asheville
6-3	H	W	13-3	\$ Elon
6-4	H	W	8-6	\$ Mississippi State
6-9	H	W	11-8	† Oral Roberts
6-10	H	W	6-5	† Oral Roberts
6-16	N2	W	8-4	! Georgia Tech
6-18	N2	L	0-2	! North Carolina
6-20	N2	L	6-7	! Cal State Fullerton

* - ACC game; + - ACC Tournament; \$ - NCAA Clemson (SC) Regional; † - NCAA Clemson (SC) Super Regional; ! - College World Series; N1 - Jacksonville, FL; N2 - Omaha, NE

2007 (41-23 Overall; 18-12 ACC, 2nd (Atlantic))

Ranked #12 by Collegiate Baseball

Ranked #13 by Sports Weekly

Ranked #15 by Baseball America

Head Coach: Jack Leggett (14th Season)

Date	St	W-L	Score	Opponent
2-16	H	W	14-0	George Mason
2-17	H	L	1-5	George Mason
2-18	H	W	5-4	George Mason
2-21	H	W ⁽⁶⁾	11-3	High Point
2-23	H	W	8-3	Pacific
2-24	H	W ⁽¹¹⁾	4-3	Pacific ⁽¹⁾
2-24	H	W	5-4	Pacific ⁽²⁾
2-28	H	W	6-4	Winthrop
3-3	H	L	0-12	South Carolina
3-4	A	L	2-3	South Carolina
3-7	H	W	4-0	Coastal Carolina
3-9	H	L ⁽¹⁰⁾	4-6	Memphis
3-10	H	W	8-2	Memphis
3-11	H	W	7-2	Memphis
3-14	H	W	3-0	Georgia Southern
3-16	H	W	6-4	* Duke
3-17	H	W	7-2	* Duke
3-18	H	W	9-6	* Duke
3-20	A	L	3-6	Western Carolina
3-23	A	L	3-4	* Maryland
3-24	A	L	1-4	* Maryland
3-25	A	W	5-0	* Maryland
3-27	H	W	14-2	Gardner-Webb
3-28	H	W	15-6	Western Carolina
3-30	H	L	3-10	* Miami (FL)
3-31	H	W	4-1	* Miami (FL)
4-1	H	L	6-7	* Miami (FL)
4-3	A	W	4-2	Georgia
4-4	H	W	11-10	Georgia
4-6	A	W	6-3	* Virginia Tech
4-7	A	W	8-5	* Virginia Tech
4-8	A	W ⁽¹⁰⁾	5-2	* Virginia Tech
4-13	A	W	6-2	* Wake Forest
4-14	A	L	5-6	* Wake Forest
4-15	A	W	5-4	* Wake Forest
4-18	A	L	2-4	South Carolina
4-20	H	L	3-5	* Virginia
4-21	H	L	0-3	* Virginia
4-22	H	W	2-1	* Virginia
4-24	H	L	12-13	Elon
4-25	H	W	14-5	South Carolina
4-27	H	W ⁽¹¹⁾	3-2	* Georgia Tech
4-28	H	W	10-3	* Georgia Tech
4-29	H	L	3-6	* Georgia Tech

5-5	H	W	4-3	* Boston College
5-6	H	L	6-8	* Boston College ⁽¹⁾
5-6	H	W	7-6	* Boston College ⁽²⁾
5-8	N1	W	12-3	Wofford
5-9	H	L	3-6	Furman
5-11	A	L	1-11	* Florida State
5-12	A	W	7-6	* Florida State
5-13	A	W	11-6	* Florida State
5-15	H	W	19-7	College of Charleston
5-17	A	L	4-11	* N.C. State
5-18	A	L	5-6	* N.C. State
5-19	A	W	6-3	* N.C. State
5-23	N2	W ⁽¹³⁾	5-4	+ Miami (FL)
5-25	N2	L	2-3	+ Wake Forest
5-26	N2	W	5-1	+ Florida State
6-1	N3	W	3-2	\$ Saint John's
6-3	A	W	11-8	\$ Coastal Carolina
6-4	A	W	15-3	\$ Coastal Carolina
6-8	A	L	6-8	† Mississippi State
6-9	A	L	5-8	† Mississippi State

* - ACC game; + - ACC Tournament; \$ - NCAA Myrtle Beach (SC) Regional; † - NCAA Starkville (MS) Super Regional; N1 - Greenville, SC (Fluor Field); N2 - Jacksonville, FL; N3 - Myrtle Beach, SC

2008 (31-27-1 Overall; 11-18-1 ACC, 4th (Atlantic))

Head Coach: Jack Leggett (15th Season)

Date	St	W-L	Score	Opponent
2-23	H	W	12-5	Mercer ⁽¹⁾
2-23	H	W	6-5	Mercer ⁽²⁾
2-24	H	W	10-3	Mercer
2-27	H	W	12-3	High Point
2-29	A	W	7-6	College of Charleston
3-1	A	L	1-10	South Carolina
3-2	H	L	1-5	South Carolina
3-5	H	W	9-7	Wofford
3-8	A	L	11-13	* Wake Forest
3-9	A	L	3-5	* Wake Forest ⁽¹⁾
3-9	A	W	12-11	* Wake Forest ⁽²⁾
3-11	H	W	11-10	North Carolina-Greensboro
3-12	H	W	6-5	North Carolina-Greensboro
3-14	H	L	4-6	* Boston College
3-15	H	L	6-7	* Boston College
3-16	H	W	16-2	* Boston College
3-18	H	W	9-6	Coastal Carolina
3-20	H	W	14-2	Furman
3-21	H	L	4-5	* N.C. State
3-22	H	W	3-2	* N.C. State
3-23	H	W	2-0	* N.C. State
3-25	H	W	5-4	Elon
3-26	H	W	2-1	Elon
3-28	A	W	2-1	* Maryland
3-29	A	L	3-5	* Maryland
3-30	A	W	6-2	* Maryland
4-1	A	L	3-11	Georgia
4-2	H	L	4-6	Georgia
4-4	A	L	4-6	* Miami (FL)
4-5	A	L	5-15	* Miami (FL)
4-6	A	L	6-7	* Miami (FL)
4-9	A	L	1-7	South Carolina
4-11	H	L	2-8	* North Carolina
4-12	H	L	3-4	* North Carolina
4-13	H	L	4-8	* North Carolina
4-15	H	L	2-6	Western Carolina
4-16	H	L	0-6	South Carolina
4-18	A	W	7-4	* Duke
4-19	A	L	1-10	* Duke
4-20	A	T ⁽¹⁰⁾	6-6	* Duke
4-22	A	W	6-0	Western Carolina
4-23	N1	W	12-7	Presbyterian College
4-25	H	W	13-5	* Virginia Tech
4-26	H	W	8-7	* Virginia Tech
4-27	H	W	10-9	* Virginia Tech
5-3	H	L ⁽¹⁰⁾	8-2	* Florida State
5-4	H	L	4-13	* Florida State
5-5	H	L	2-4	* Florida State
5-7	N1	W	11-5	Furman
5-9	A	L	1-5	* Georgia Tech
5-10	A	L	1-7	* Georgia Tech
5-11	A	W	16-6	* Georgia Tech
5-13	H	W	12-6	College of Charleston
5-15	A	W	9-1	Central Florida
5-16	A	W	7-3	Central Florida
5-17	A	W	8-5	Central Florida
5-21	N2	L	1-7	+ Miami (FL)
5-22	N2	L ⁽⁷⁾	0-10	+ N.C. State
5-24	N2	W	10-4	+ Georgia Tech

* - ACC game; + - ACC Tournament; N1 - Greenville, SC (Flour Field); N2 - Jacksonville, FL

2009 (44-22 Overall; 19-11 ACC, 2nd (Atlantic))

Ranked #14 by Sports Weekly

Ranked #15 by Collegiate Baseball

Ranked #16 by Baseball America

Head Coach: Jack Leggett (16th Season)

Date	St	W-L	Score	Opponent
2-20	H	W	8-3	Charlotte
2-21	H	W	4-0	Charlotte
2-22	H	W ⁽¹⁰⁾	6-5	Charlotte
2-25	H	W	8-2	Wofford
2-28	H	L	1-3	South Carolina
3-3	H	L ⁽¹⁴⁾	2-4	Furman
3-4	H	W	17-2	North Carolina-Asheville
3-6	A	W ⁽¹⁰⁾	5-4	* North Carolina
3-7	A	L	2-5	* North Carolina
3-8	A	L	8-9	* North Carolina
3-10	H	W	15-2	Michigan State
3-11	N1	W	6-1	Michigan State
3-13	H	W	4-1	* Wake Forest ⁽¹⁾
3-13	H	W	6-1	* Wake Forest ⁽²⁾
3-15	H	W	7-3	* Wake Forest
3-17	H	W	8-0	Presbyterian College
3-18	H	W	14-0	# South Carolina-Upstate
3-20	A	L	2-5	* Florida State
3-21	A	W ⁽¹¹⁾	8-7	* Florida State
3-22	A	L	4-7	* Florida State
3-24	H	W	5-3	Elon ⁽¹⁾
3-24	H	W	8-7	Elon ⁽²⁾
3-27	A	L	1-13	* Boston College
3-28	A	W	7-6	* Boston College ⁽¹⁾
3-28	A	W	5-3	* Boston College ⁽²⁾
3-31	A	L	5-6	Georgia
4-1	H	L	2-4	Georgia
4-3	H	W	7-3	* Duke
4-4	H	L	7-10	* Duke
4-5	H	W	10-1	* Duke
4-7	A	L	6-7	South Carolina
4-8	H	W	7-5	South Carolina
4-11	H	L	8-12	* Miami (FL) ⁽¹⁾
4-11	H	W	9-1	* Miami (FL) ⁽²⁾
4-12	H	W	9-6	* Miami (FL)
4-14	A	W	11-1	Western Carolina
4-15	H	W	13-2	Western Carolina
4-17	A	L	2-5	* Virginia Tech
4-18	A	L	3-7	* Virginia Tech
4-19	A	W	8-1	* Virginia Tech
4-21	H	W	5-3	Coastal Carolina
4-22	A	W	12-2	South Carolina
4-24	H	L	4-5	* Georgia Tech
4-25	H	W	8-5	* Georgia Tech
4-26	H	W	6-3	* Georgia Tech
5-2	H	W	11-2	* Maryland
5-3	H	W	7-4	* Maryland ⁽¹⁾
5-3	H	L	6-8	* Maryland ⁽²⁾
5-8	H	W	13-2	North Carolina-Wilmington
5-9	H	W	11-3	North Carolina-Wilmington
5-10	H	L	3-4	North Carolina-Wilmington
5-11	N1	W	8-5	Furman
5-12	H	W	5-2	College of Charleston
5-14	A	W	13-8	* N.C. State
5-15	A	W	11-5	* N.C. State
5-16	A	W	5-4	* N.C. State
5-21	N2	L	5-6	+ Virginia
5-22	N2	L	4-10	+ Duke
5-23	N2	W ⁽¹¹⁾	4-3	+ North Carolina
5-29	H	W	5-4	* Tennessee Tech
5-30	H	L	2-3	\$ Oklahoma State
5-31	H	W	10-0	* Tennessee Tech
5-31	H	W	15-1	* Oklahoma State
6-1	H	W	6-5	\$ Oklahoma State
6-6	A	L	4-7	! Arizona State
6-7	A	L	2-8	! Arizona State

* - ACC game; # - no-hit game; + - ACC Tournament; \$ - NCAA Clemson (SC) Regional; ! - NCAA Tempe (AZ) Super Regional; N1 - Greenville, SC (Fluor Field); N2 - Durham, NC

2010 (45-25 Overall; 18-12 ACC, T-1st (Atlantic))

College World Series Participant

Ranked #4 by Collegiate Baseball

Ranked #4 by Sports Weekly

Ranked #10 by Baseball America

Head Coach: Jack Leggett (17th Season)

Date	St	W-L	Score	Opponent
2-19	H	W	11-0	# Miami (OH)
2-20	N1	W	10-2	# Michigan State
2-21	H	W	8-5	# Furman
2-26	H	W	4-3	Wright State
2-27	H	W	8-6	Wright State

2-28	H	W	12-6	Wright State
3-3	H	W ⁽¹⁰⁾	6-5	Dayton
3-5	H	W	4-3	South Carolina
3-6	N1	L	5-7	South Carolina
3-7	A	W	19-6	South Carolina
3-11	H	W	13-2	Gardner-Webb
3-13	H	W	12-7	* N.C. State ⁽¹⁾
3-13	H	W	12-6	* N.C. State ⁽²⁾
3-14	H	W	7-6	* N.C. State
3-16	A	L	10-11	Charlotte
3-17	H	W	22-6	Georgia Southern
3-19	H	W	3-0	* Virginia Tech
3-20	H	W	5-2	* Virginia Tech ⁽¹⁾
3-20	H	W	13-8	* Virginia Tech ⁽²⁾
3-23	H	L	10-15	Elon
3-24	H	L ⁽¹⁰⁾	3-4	Elon
3-26	A	L	3-4	* Virginia
3-27	A	W	8-5	* Virginia ⁽¹⁾
3-27	A	L	1-3	* Virginia ⁽²⁾
3-31	H	L ⁽¹¹⁾	3-4	Coastal Carolina
4-2	H	W	15-2	* Boston College
4-3	H	L	5-11	* Boston College
4-4	H	W	14-9	* Boston College
4-6	A	W	15-5	Georgia
4-7	H	W	14-6	Georgia
4-9	A	L	9-10	* Duke
4-10	A	W ⁽¹¹⁾	11-5	* Duke
4-11	A	L	2-7	* Duke
4-14	H	L	5-7	Western Carolina
4-16	A	L ⁽¹⁰⁾	6-8	* Georgia Tech
4-17	A	L	3-4	* Georgia Tech
4-18	A	L	3-11	* Georgia Tech
4-21	H	W	22-4	South Carolina-Upstate
4-23	H	L	3-5	* North Carolina
4-24	H	W	10-6	* North Carolina
4-25	H	L	3-4	* North Carolina
5-1	H	L	2-4	Florida Gulf Coast
5-2	H	W	9-3	Florida Gulf Coast ⁽¹⁾
5-2	H	W	7-6	Florida Gulf Coast ⁽²⁾
5-4	H	W	14-2	Florida Gulf Coast
5-7	A	W	18-6	* Maryland
5-8	A	W	12-8	* Maryland
5-9	A	W	7-5	* Maryland
5-11	N1	W	12-1	Furman
5-14	A	L	5-9	* Wake Forest
5-15	A	W	17-5	* Wake Forest
5-16	A	L	2-11	* Wake Forest
5-18	H	W	8-2	Presbyterian College
5-20	H	W	9-8	* Florida State
5-21	H	W	8-4	* Florida State
5-22	H	W	8-3	* Florida State
5-26	N2	L	8-13	+ N.C. State
5-28	N2	L	8-9	+ Virginia Tech
5-29	N2	W	9-3	+ Georgia Tech
6-4	N3	W	10-1	\$ Southern Mississippi
6-5	A	W	5-2	Auburn
6-6	A	L	10-11	\$ Auburn
6-7	A	W	13-7	\$ Auburn
6-12	H	L	4-5	! Alabama
6-13	H	W	19-5	! Alabama
6-14	H	W	8-6	! Alabama
6-21	N4	W	6-3	! Arizona State
6-22	N4	W	6-4	! Oklahoma
6-25	N4	L	1-5	! South Carolina
6-26	N4	L	3-4	! South Carolina

* - ACC game; # - First Pitch Invitational; + - ACC Tournament; \$ - NCAA Auburn (AL) Regional; ! - NCAA Clemson (SC) Super Regional; ! - College World Series; N1 - Greenville, SC (Fluor Field); N2 - Greensboro, NC; N3 - Auburn, AL; N4 - Omaha, NE

2011 (43-20 Overall; 17-13 ACC, 2nd (Atlantic))

Ranked #16 by Sports Weekly

Ranked #21 by Baseball America

Ranked #21 by Collegiate Baseball

Head Coach: Jack Leggett (18th Season)

Date	St	W-L	Score	Opponent
2-18	H	W	14-3	Eastern Michigan
2-19	H	L	6-7	Eastern Michigan
2-20	H	W	5-1	Eastern Michigan
2-25	H	W	15-4	# Cincinnati
2-26	H	W	19-1	# Charleston Southern
2-27	N1	W	8-0	# Michigan State
3-2	H	W	5-1	Wofford
3-4	A	L	3-6	South Carolina
3-6	H	W	10-5	South Carolina
3-8	N1	L	4-5	South Carolina
3-11	H	L	0-5	* Virginia
3-12	H	L	7-8	* Virginia

3-13	H	L	6-7	* Virginia
3-16	N1	L	3-4	Presbyterian College
3-18	H	W	9-6	* Duke
3-19	H	W	16-7	* Duke
3-20	H	W	9-3	* Duke
3-22	H	W	7-2	Elon
3-23	H	W	9-2	Elon
3-25	A	L	0-6	* N.C. State
3-26	A	L	3-5	* N.C. State
3-27	A	W	7-3	* N.C. State
3-29	H	W	11-5	Georgia
4-1	A	L	3-13	* North Carolina
4-2	A	L	5-9	* North Carolina
4-3	A	L	4-5	* North Carolina
4-5	H	W ⁽¹⁰⁾	5-4	Coastal Carolina
4-6	H	W	12-3	Western Carolina
4-8	H	W	12-3	* Maryland
4-9	H	W	7-0	* Maryland
4-10	H	L	6-7	* Maryland
4-12	H	W	7-2	Presbyterian College
4-15	A	W	9-2	* Boston College
4-16	A	W	7-5	* Boston College ⁽¹⁾
4-16	A	W	9-2	* Boston College ⁽²⁾
4-20	A	W	5-2	Georgia
4-22	H	W	2-0	* Wake Forest
4-23	H	L	3-9	* Wake Forest
4-24	H	W	10-4	* Wake Forest
4-26	H	W	5-0	Furman
4-27	A	W ⁽⁸⁾	6-4	Western Carolina
4-29	H	W	4-2	* Georgia Tech
4-30	H	L	1-5	* Georgia Tech
5-1	H	W	3-1	* Georgia Tech
5-7	H	W	13-1	Gardner-Webb ⁽¹⁾
5-7	H	W	12-0	Gardner-Webb ⁽²⁾
5-8	A	W	5-1	Gardner-Webb
5-10	N1	W	5-1	Furman
5-11	H	W	8-3	East Tennessee State
5-14	A	W	7-2	* Virginia Tech ⁽¹⁾
5-14	A	W	8-3	* Virginia Tech ⁽²⁾
5-15	A	L	2-3	* Virginia Tech
5-17	H	W	19-0	Davidson
5-19	A	L	6-8	* Florida State
5-20	A	W	7-4	* Florida State
5-21	A	W	8-5	* Florida State
5-25	N2	W	9-0	+ Georgia Tech
5-26	N2	L	3-6	+ Florida State
5-28	N2	W	6-3	+ N.C. State
6-3	H	W	11-1	\$ Sacred Heart
6-4	H	W	12-7	\$ Coastal Carolina
6-5	H	L	6-7	\$ Connecticut
6-6	H	L	1-14	\$ Connecticut

* - ACC game; # - First Pitch Invitational; + - ACC Tournament; \$ - NCAA Clemson (SC) Regional; N1 - Greenville, SC (Fluor Field); N2 - Durham, NC

2012 (35-28 Overall; 16-14 ACC, 3rd (Atlantic))

Head Coach: Jack Leggett (19th Season)

Date	St	W-L	Score	Opponent
2-17	H	L	1-2	UAB
2-18	H	W	6-1	UAB ⁽¹⁾
2-18	H	W	7-4	UAB ⁽²⁾
2-24	H	L	5-6	Maine
2-25	H	W	9-5	Maine
2-26	H	W	9-6	Maine

3-2	N1	L ⁽¹¹⁾	2-3	South Carolina
3-3	A	L	6-9	South Carolina
3-4	H	W	6-5	South Carolina
3-7	H	W	16-4	Holy Cross
3-9	H	L	3-4	* North Carolina
3-10	H	L	3-6	* North Carolina
3-11	H	L ⁽¹¹⁾	5-6	* North Carolina
3-14	A	L	4-8	Western Carolina
3-16	H	W	6-4	* Presbyterian College
3-17	H	W	6-3	* Boston College
3-18	H	W	5-1	* Boston College
3-20	H	W	6-2	Elon
3-21	N2	W	4-2	Elon
3-23	A	L	3-6	* Virginia
3-24	A	L	1-5	* Virginia
3-25	A	L	3-5	* Virginia
3-27	A	W	10-5	Georgia
3-28	H	L	4-8	Presbyterian College
3-30	H	W	3-1	* Miami (FL)
3-31	H	W	3-1	* Miami (FL)
4-1	H	L	2-4	* Miami (FL)
4-3	H	W	11-0	Winthrop
4-4	H	L	8-13	Western Carolina
4-6	A	W ⁽¹¹⁾	4-1	* Duke
4-7	A	W	11-5	* Duke
4-8	A	W	4-2	* Duke
4-10	N2	W	12-5	Furman
4-11	H	L	7-8	Georgia
4-13	H	W ⁽¹²⁾	7-6	* N.C. State
4-14	H	L	1-3	* N.C. State
4-15	H	L	3-6	* N.C. State
4-17	H	W	3-2	Charleston Southern
4-20	A	W	5-4	* Maryland
4-21	A	W	5-3	* Maryland ⁽¹⁾
4-21	A	W	7-2	* Maryland ⁽²⁾
4-24	H	L	7-10	Coastal Carolina
4-27	A	L ⁽¹³⁾	5-6	* Georgia Tech
4-28	A	W	13-7	* Georgia Tech
4-29	A	W	11-8	* Georgia Tech
5-5	H	W ⁽¹¹⁾	4-3	College of Charleston
5-6	H	W	13-7	College of Charleston
5-7	H	L	2-4	College of Charleston
5-8	H	W ⁽¹⁰⁾	9-8	Tennessee Tech
5-12	H	W	7-2	* Florida State
5-14	H	W	9-7	* Florida State ⁽¹⁾
5-14	H	L	5-9	* Florida State ⁽²⁾
5-15	H	W	9-2	Furman
5-17	A	L	2-5	* Wake Forest
5-18	A	L	1-2	* Wake Forest
5-19	A	L	0-7	* Wake Forest
5-24	N3	L	2-3	+ Virginia
5-25	N3	W	9-7	+ Florida State
5-26	N3	L	1-5	+ Georgia Tech
6-1	N4	W	11-3	\$ Coastal Carolina
6-2	A	L ⁽¹²⁾	4-5	\$ South Carolina
6-3	N4	W	5-3	\$ Coastal Carolina
6-4	A	L	3-4	\$ South Carolina

* - ACC game; + - ACC Tournament; \$ - NCAA Columbia (SC) Regional; N1 - Charleston, SC; N2 - Greenville, SC (Fluor Field); N3 - Greensboro, NC; N4 - Columbia, SC

LAST TIME IT HAPPENED

3 Home Runs By 1 Player

Clemson - It had been two years since a Tiger had hit three home runs in one game, but **John Hinson** pulled the trick against South Carolina-Upstate at Doug Kingsmore Stadium on April 21, 2010 in a game the Tigers won 22-4. He went 5-for-6 with three home runs and seven RBIs in the game. He hit a solo home run in the second inning, a three-run homer in the third inning, and another three-run home run in the sixth inning.

Opponent - Georgia Tech first-baseman **Luke Murton** hit three home runs and drove in seven runs against the Tigers in the ACC Tournament at Jacksonville, FL in the second game of a doubleheader on May 27, 2006. Batting in the sixth spot in the lineup, he led off the seventh inning with a solo homer. In the eighth inning, he hit a two-run homer, then he hit a grand slam in the ninth inning. Therefore, **Murton** hit three homers in three straight innings. Clemson was victorious, however, by a score of 16-11.

4 Hits By 3 Players

Clemson - This last occurred at Maryland on April 20, 2003, exactly 18 years to the day that it happened last by a Tiger trio. **Herman Demmink** hit four singles, **Kyle Frank** went 5-for-5 with four runs and four RBIs, and **David Slevin** went 4-for-6 with five RBIs in Clemson's 20-5 victory. **Frank** also became just the third Tiger in history to register two home runs in the same inning when he did so in the second inning.

Opponent - Georgia Tech accomplished this feat for the first time by a Tiger opponent in 13 years on April 18, 2010 in Atlanta. Three Yellow Jackets had at least four hits in the 11-3 win over Clemson. **Jeff Rowland** had four hits, three RBIs, and three runs, **Tony Plagman** had four hits, two RBIs, and two runs, and **Jacob Esch** had four hits, one RBI, and two runs.

5 Hits By 1 Player

Clemson - **Spencer Kieboom** went 5-for-5 with two RBIs and one run in Clemson's 11-8 win at Georgia Tech on April 29, 2012.

Opponent - Georgia Tech's **Sam Dove** went 5-for-5 with two RBIs against the Tigers at Doug Kingsmore Stadium on April 30, 2011.

5 Hits By 2 Players

Clemson - **Brooks Shumake** hit a homer and four singles and **Jimmy Key** added two doubles and three singles against Georgia Southern at Statesboro, GA on May 13, 1982 in a game Clemson won 25-5.

Opponent - South Carolina leftfielder **Derick Urquhart** had five hits, including three doubles, and catcher **Ryan Bordenick** had six hits, including two doubles and a home run, as the Gamecocks defeated Clemson 38-16 in Columbia on April 23, 1997. It was the first time since 1980 that two opposing players accomplished this feat.

Back-to-Back Home Runs

Clemson - **John Hinson** and **Richie Shaffer** hit back-to-back homers against Alabama at Doug Kingsmore Stadium on June 13, 2010. In the third inning, **Hinson** hit a one-out, solo homer. **Shaffer** followed with a solo homer in Clemson's 19-5 win.

Opponent - **Cole Leonida** and **Matt Skole** of Georgia Tech hit back-to-back solo homers to lead off the second inning in the Yellow Jackets' 8-6 win at Russ Chandler Stadium in Atlanta on April 16, 2010.

Cycle By 1 Player

Clemson - **Gary Burnham** performed the elusive feat at Texas-Arlington on February 18, 1995. **Burnham** had a double in the first inning, a triple in the third, walked in the fifth, struck out in the sixth, hit a three-run homer in the seventh, and completed the cycle with a single in the ninth inning. He added four RBIs and scored four runs.

Opponent - **Chris Pittaro** of North Carolina in Chapel Hill on March 21, 1981 had a double in the first, a single in the second, a home run in the third, and a triple in the sixth, along with two RBIs. North Carolina defeated the Tigers by a score of 10-7.

Grand Slam

Clemson - **Phil Pohl** hit a grand slam with two outs in the second inning to help Clemson defeat Coastal Carolina 11-3 in the Columbia (SC) Regional on June 1, 2012.

Opponent - **Zephany Guyer** of Tennessee Tech hit a grand slam at Doug Kingsmore Stadium on May 8, 2012. The grand slam came with two outs in the first inning in a game Clemson won 9-8 in 10 innings.

No-Hitter

Clemson - Five Tigers combined to pitch Clemson's first no-hitter in 25 years in the Tigers' 14-0 win over South Carolina-Upstate at Doug Kingsmore Stadium on March 18, 2009. **Justin Sarratt**, **Scott Weismann**, **Kyle Deese**, **Tomas Cruz**, and **Matt Vaughn** combined to allow just two baserunners and faced one batter over the minimum.

Opponent - Auburn's **Dana Becton** and **Ken Deriso** combined to no-hit Clemson for the first time in almost 16 years when they held the Tigers hitless on March 11, 1979 at Auburn, AL. **Becton** pitched the first six innings and struck out seven batters, while **Deriso** hurled the last three innings and struck out four batters. Clemson lost the game by a score of 10-1, as the Tigers scored a run on two errors and a passed ball.

Shutout By 1 Pitcher

Clemson - **Graham Stoneburner** pitched a shutout when he blanked N.C. State at Doug Kingsmore Stadium on March 23, 2008. He allowed two hits and one walk with seven strikeouts in the Tigers' 2-0 win. He allowed just one runner past first base and none past second base.

Opponent - **Cory Mazzoni** of N.C. State went the distance against Clemson at Raleigh, NC on March 25, 2011. He allowed four hits and two walks with 10 strikeouts in a game N.C. State won 6-0.

Triple Play

Clemson - Clemson completed its first triple play in 24 years against George Mason on February 26, 1995 at Doug Kingsmore Stadium. **Mark Watson** gave up a leadoff walk to **Joey Goodwin** in the fourth inning, which was followed by a single by **Ron Pennell**. **Brendan Pickett** hit a line shot to first-baseman **David Miller**, who stepped on first to double off **Pennell** and then threw to **Seth Brizek** at second, and the throw beat **Goodwin** for the third out. The Tigers won 9-3.

Opponent - **Dan Griffin**, **Matt Robinson**, and **Rick Figueredo** of Florida State combined for a triple play on March 2, 1983 in Tallahassee. After **Bob Paulling** singled and **Craig Roberson** walked to open the second inning, **Jamie Swanner** grounded to **Griffin**, who forced **Paulling** at third. **Griffin** threw to **Robinson**, forcing **Roberson** at second, and **Robinson** relayed to **Figueredo** at first for the putout on **Swanner**. The teams battled to a 3-3 tie in 10 innings.



SPENCER KIEBOOM HAD FIVE HITS IN CLEMSON'S 11-8 WIN AT GEORGIA TECH ON APRIL 29, 2012.



2012 MAJOR LEAGUE TIGERS

**JEFF
BAKER, INF**
Atlanta Braves
8 MLB Seasons

**TONY
SIPP, LHP**
Cleveland Indians
4 MLB Seasons

**D.J.
MITCHELL, RHP**
New York Yankees
1 MLB Season

**JASON
BERKEN, RHP**
Chicago Cubs
4 MLB Seasons

**TYLER
COLVIN, OF**
Colorado Rockies
4 MLB Seasons

2013 CLEMSON COACHING STAFF

**JACK
LEGGETT**
Head Coach
20th Season

**DAN
PEPICELLI**
Associate Head Coach
4th Season

**BRADLEY
LeCROY**
Assistant Head Coach
6th Season

**MICHAEL
JOHNSON**
Volunteer Assistant Coach
5th Season



CLEMSON

2013 SCHEDULE

FEBRUARY

2-15	Fri.	WILLIAM & MARY	4:00
2-16	Sat.	WILLIAM & MARY	2:00
2-17	Sun.	WILLIAM & MARY	1:00
2-22	Fri.	WRIGHT STATE	4:00
2-23	Sat.	WRIGHT STATE	2:00
2-24	Sun.	WRIGHT STATE	1:00
2-26	Tue.	WINTHROP	4:00

MARCH

3-1	Fri.	SOUTH CAROLINA	6:30
3-2	Sat.	# South Carolina	2:00
3-3	Sun.	at South Carolina	3:00
3-6	Wed.	WOFFORD	4:00
3-8	Fri.	* at N.C. State	6:30
3-9	Sat.	* at N.C. State	6:30
3-10	Sun.	* at N.C. State	1:00
3-13	Wed.	CHARLESTON SOUTHERN	4:00
3-15	Fri.	* VIRGINIA	6:30
3-16	Sat.	* VIRGINIA	6:30
3-17	Sun.	* VIRGINIA	1:00
3-19	Tue.	MOREHEAD STATE	6:30
3-20	Wed.	MOREHEAD STATE	4:00
3-22	Fri.	* DUKE	6:30
3-23	Sat.	* DUKE	6:30
3-24	Sun.	* DUKE	1:00
3-26	Tue.	at Georgia	7:00
3-27	Wed.	GEORGIA	6:30
3-30	Sat.	* at North Carolina	6:00
3-31	Sun.	* at North Carolina	3:00

APRIL

4-1	Mon.	* at North Carolina	6:00
4-3	Wed.	GARDNER-WEBB	6:30
4-5	Fri.	* at Boston College	2:30
4-6	Sat.	* at Boston College	1:30
4-7	Sun.	* at Boston College	1:00
4-9	Tue.	at Western Carolina	6:00
4-10	Wed.	PRESBYTERIAN COLLEGE	6:30
4-12	Fri.	* WAKE FOREST	6:30
4-13	Sat.	* WAKE FOREST	6:30
4-14	Sun.	* WAKE FOREST	1:00
4-17	Wed.	FURMAN	6:30
4-19	Fri.	* at Miami (FL)	7:00
4-20	Sat.	* at Miami (FL)	1:00
4-21	Sun.	* at Miami (FL)	1:00
4-24	Wed.	WESTERN CAROLINA	6:30
4-26	Fri.	* GEORGIA TECH	6:30
4-27	Sat.	* GEORGIA TECH	6:30
4-28	Sun.	* GEORGIA TECH	1:00

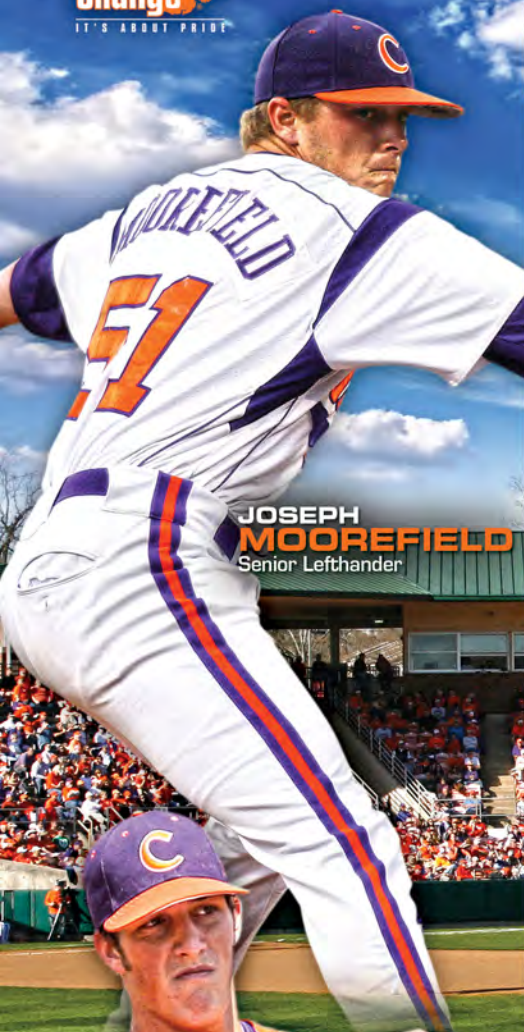
MAY

5-4	Sat.	* MARYLAND	1:00
5-5	Sun.	* MARYLAND	6:30
5-6	Mon.	* MARYLAND	7:00
5-8	Wed.	# Furman	7:00
5-10	Fri.	GEORGIA SOUTHERN	6:30
5-11	Sat.	GEORGIA SOUTHERN	6:30
5-12	Sun.	GEORGIA SOUTHERN	1:00
5-14	Tue.	USC UPSTATE	6:30
5-16	Thu.	* at Florida State	6:00
5-17	Fri.	* at Florida State	8:00
5-18	Sat.	* at Florida State	3:00
5-22 to 5-26		+ ACC Tournament	TBA
5-31 to 6-3		\$ NCAA Regionals	TBA

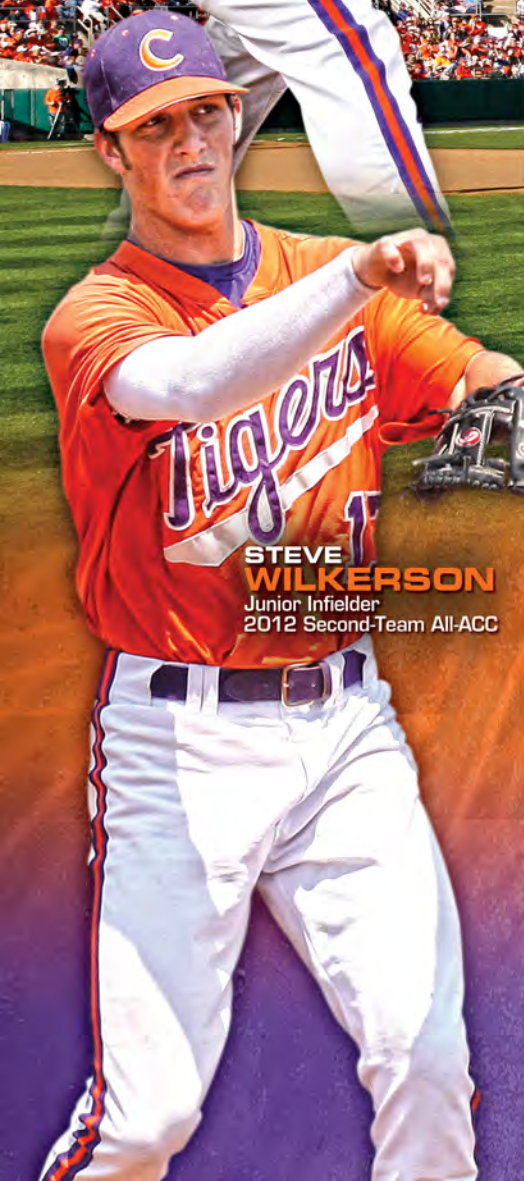
JUNE

6-7 to 6-10	\$ NCAA Super Regionals	TBA
6-15 to 6-26	! College World Series	TBA


* - ACC regular-season game; # - Greenville, SC (Fluor Field);
+ - Durham, NC; \$ - NCAA Tournament; ! - Omaha, NE;
Note: Home games in **ORANGE**; all times are PM and Eastern.



**JOSEPH
MOOREFIELD**
Senior Lefthander



**STEVE
WILKERSON**
Junior Infielder
2012 Second-Team All-ACC



**JONATHAN
MEYER**
Senior Righthander



**KEVIN
POHLE**
Junior Righthander

