

2012 **TIGER** BASEBALL

CLEMSON

RICHIE SHAFFER

Junior Infielder
2012 Co-Captain
2011 First-Team All-ACC

PHIL POHL

Senior Utility Player
2012 Co-Captain
2011 Academic All-American
2011 Second-Team All-ACC

THE
ROAD TO OMAHA
STARTS HERE

DOMINIC LEONE

Junior Righthander
2012 Co-Captain

JASON STOLZ

Senior Infielder
2012 Co-Captain



DETERMINED
 *spirit*

Doug Kingsmore STADIUM





2012 CLEMSON SCHEDULE

Date	Day	Opponent	Radio/TV/Web	Time
2-17	Fri.	UAB	WCCP	4:00
2-18	Sat.	UAB	WCCP	1:00
2-19	Sun.	UAB	WCCP	1:00
2-24	Fri.	Maine	WCCP	4:00
2-25	Sat.	Maine	WCCP	4:30
2-26	Sun.	Maine	WCCP	2:00
3-2	Fri.	# South Carolina	CTSN	6:00
3-3	Sat.	at South Carolina	CTSN	2:00
3-4	Sun.	South Carolina	CTSN.ESPN3.com	2:00
3-7	Wed.	Holy Cross	WCCP	4:00
3-9	Fri.	* North Carolina	CTSN	4:00
3-10	Sat.	* North Carolina	CTSN	2:00
3-11	Sun.	* North Carolina	CTSN	1:00
3-14	Wed.	at Western Carolina	WCCP	4:00
3-16	Fri.	* Boston College	CTSN	6:30
3-17	Sat.	* Boston College	CTSN	6:30
3-18	Sun.	* Boston College	CTSN	12:00
3-20	Tue.	Elon	WCCP	6:30
3-21	Wed.	^ Elon	WCCP	5:00
3-23	Fri.	* at Virginia	CTSN	6:00

3-24	Sat.	* at Virginia	CTSN	1:00
3-25	Sun.	* at Virginia	CTSN	1:00
3-27	Tue.	at Georgia	CTSN	7:00
3-28	Wed.	Presbyterian College	WCCP	6:30
3-30	Fri.	* Miami (FL)	CTSN.ESPN3.com	6:30
3-31	Sat.	* Miami (FL)	CTSN.ESPN3.com	4:00
4-1	Sun.	* Miami (FL)	CTSN.ESPN3.com	12:00
4-3	Tue.	Winthrop	WCCP	6:30
4-4	Wed.	Western Carolina	WCCP	6:30
4-6	Fri.	* at Duke	CTSN	6:00
4-7	Sat.	* at Duke	CTSN	2:00
4-8	Sun.	* at Duke	CTSN	1:00
4-10	Tue.	^ Furman	WCCP	7:00
4-11	Wed.	Georgia	CTSN	6:30
4-13	Fri.	* N.C. State	CTSN	6:30
4-14	Sat.	* N.C. State	CTSN.RSN	12:00
4-15	Sun.	* N.C. State	CTSN	1:00
4-17	Tue.	Charleston Southern	WCCP	6:30
4-20	Fri.	* at Maryland	CTSN	6:00
4-21	Sat.	* at Maryland	CTSN	3:00
4-22	Sun.	* at Maryland	CTSN	1:00

4-24	Tue.	Coastal Carolina	CTSN	6:30
4-27	Fri.	* at Georgia Tech	CTSN	7:00
4-28	Sat.	* at Georgia Tech	CTSN	6:00
4-29	Sun.	* at Georgia Tech	CTSN	1:00
5-5	Sat.	College of Charleston	WCCP	6:30
5-6	Sun.	College of Charleston	WCCP	6:30
5-7	Mon.	College of Charleston	WCCP	4:00
5-8	Tue.	Tennessee Tech	WCCP	6:30
5-12	Sat.	* Florida State	CTSN.ESPN3.com	6:30
5-13	Sun.	* Florida State	CTSN.ESPN3.com	6:30
5-14	Mon.	* Florida State	CTSN.ESPN3.com	6:00
5-15	Tue.	Furman	WCCP	6:30
5-17	Thu.	* at Wake Forest	CTSN	6:00
5-18	Fri.	* at Wake Forest	CTSN	6:00
5-19	Sat.	* at Wake Forest	CTSN	1:00

* - ACC regular-season game; # - Charleston, SC; ^ - Greenville, SC (Fluor Field); CTSN - Clemson Tiger Sports Network broadcast; WCCP - 104.9 FM (Clemson, SC) broadcast; RSN - Regional Sports Network telecast; Note: Home games in **bold**; all times are PM and Eastern; radio assignments subject to change based on basketball game conflicts.

TABLE OF CONTENTS

Bios

Balliet, Roberta (Administrative Coordinator)	25
Hennessy, Brian (Associate SID)	25
Hinson, Ryan (Student Assistant Coach)	24
Johnson, Michael (Volunteer Assistant Coach)	23
Johnston, Travis (Assistant Athletic Trainer)	25
LeCroy, Bradley (Assistant Coach)	22
Leggett, Jack (Head Coach)	14-20
Love, Dennis (Strength & Conditioning Coach)	25
Owens, Brad (Director of Baseball Operations)	24
Pepicelli, Dan (Assistant Head Coach)	21
Players, 2012 Rookie	50-51
Players, 2012 Veteran	28-49
Ricketts, Lindsey (Assistant Director of Athletic Academic Services)	25
Seniors & Pro Signees, 2011	80-82
Wilhelm, Bill (Former Head Coach)	140

Clemson Baseball Information

Against All Competition	56-57
Bat Girls	25
Date, Record By	57
Directions to Doug Kingsmore Stadium	2
Facilities, Athletic	86
Glossary	10-13
Grounds Crew, Baseball	87
Major League Influence	93-97
Media Information	3
Omaha Challenge	92
Opponents, 2012	52-55
Outlook, 2012	7-9
Parking Map	2
Polls, 2012 Preseason	9
Pro Signees	98-99
Pro Tigers, 2011	100
Pronunciations, 2012	4
Quick Facts	6
Radio Network (Clemson Tiger Sports Network)	29
Results, 2012 Opponent All-Time Game-By-Game	58-64
Roster, 2012 Numerical & Alphabetical	4
Roster, 2012 Position	5
Roster, 2012 Radio/Television	26
Schedule, 2012	1
Seating Chart, Doug Kingsmore Stadium	2
Stadium, Doug Kingsmore	88-91
Tradition, Championship	84,85

Records

Academic Honor Roll Members, ACC	132
ACC Tournament Results	136
All-ACC Selections	131
All-Americans	127-130
Batting (Individual)	102
Batting & Fielding Stats, Yearly (Team)	104
Career (Individual)	110,111
Coaches, Head & Assistant	141
Honors (Individual)	124,125
Innings, Highest Scoring	134
Last Time It Happened	160
Leaders, Yearly	112-117
Lettermen	138,139
National Players-of-the-Year	126
NCAA Stat Rankings, Top-25	133
NCAA Tournament Results	137
No-Hitters	103
Pitching (Individual)	103
Pitching Stats, Yearly (Team)	105
Polls, Weekly (Clemson Rankings From 1987-11)	135
Results, Season Game-By-Game	143-159
Results, Yearly	142
Season (Individual)	107-109
Stats, Individual Career Batting (ACC Era)	118-121
Stats, Individual Career Pitching (ACC Era)	122,123
Streaks, Hitting	102
Streaks, Winning	106
Team	106

Review, 2011

ACC Baseball	83
Batting, Game-By-Game (Individual)	73
Home Runs	72
Honors (Individual)	78
Notes	66,67
Pitching, Game-By-Game (Individual Career)	74-76
Polls, Final	79
Results, Game-By-Game	69
Stats, ACC Regular-Season	70
Stats, Career (2012 Players)	70
Stats, Overall	68
Stats, Postseason	71
Story	77-79
Superlatives, Team & Individual	72

The 2012 Clemson Baseball Media Guide was designed, written, and edited by Associate Sports Information Director **Brian Hennessy**. Statistical, editorial, and graphic assistance provided by **Sam Blackman**, **Tim Bourret**, **Chandler Carver**, **Trey McCurry**, **Philip Sikes**, and **Davis Simpson**. The four cover designs were done by **John Schaffhauser** of Canton, MS. Printing executed by Martin Printing Company of Easley, SC.

Special thanks to the late **Bob Bradley**, who served Tiger athletics for 45 years in the sports information department and provided most of the information contained in the record section. Thanks to the late **Alan Mohrmann** of Greenville, SC for statistical research.

For extra copies, send a check for \$15 to the Clemson SID office. See page 3 for mailing information.

Photo Credits

Media guide cover photos courtesy of **Rex Brown**, **Mark Crammer**, **Dr. Mark McInnis**, **Glenn Spake**, and Major League Baseball. Interior photos courtesy of **Dave Arrigo**, **Kevin Bray**, **Rex Brown**, **Eddie Cliffe**, **Mark Crammer**, **Frankie Creel**, **Tommy Crumpton**, **Jim Graham**, **Stephen Green**, **Annamarie Jacques**, **David Lann**, **Dr. Mark McInnis**, **Dan Mendlik**, **Brad Newton**, **Todd Olszewski**, **Randy Rampey**, **Brian Schneider**, **Tyler Smith**, **Glenn Spake**, **Todd Van Emst**, **Vern Verna**, **Bob Waldrop**, **Steve Woltmann**, **Patrick Wright**, and Major League Baseball.

DIRECTIONS TO KINGSMORE STADIUM

From Atlanta, GA

Take I-85 north to exit 14 in South Carolina. Take a left, which crosses over the interstate, onto South Carolina Highway 187 until the road runs into U.S. Highway 76 and 28. Make a left at this traffic light. *Stay on this road until the Highway 93 exit, where you will exit and take a left at the stoplight. The route runs into the campus. Stay straight until you reach the second stoplight after the tennis courts (tennis courts will be on the left). Take a left at the stoplight and then take the first right into the McFadden Building parking lot.

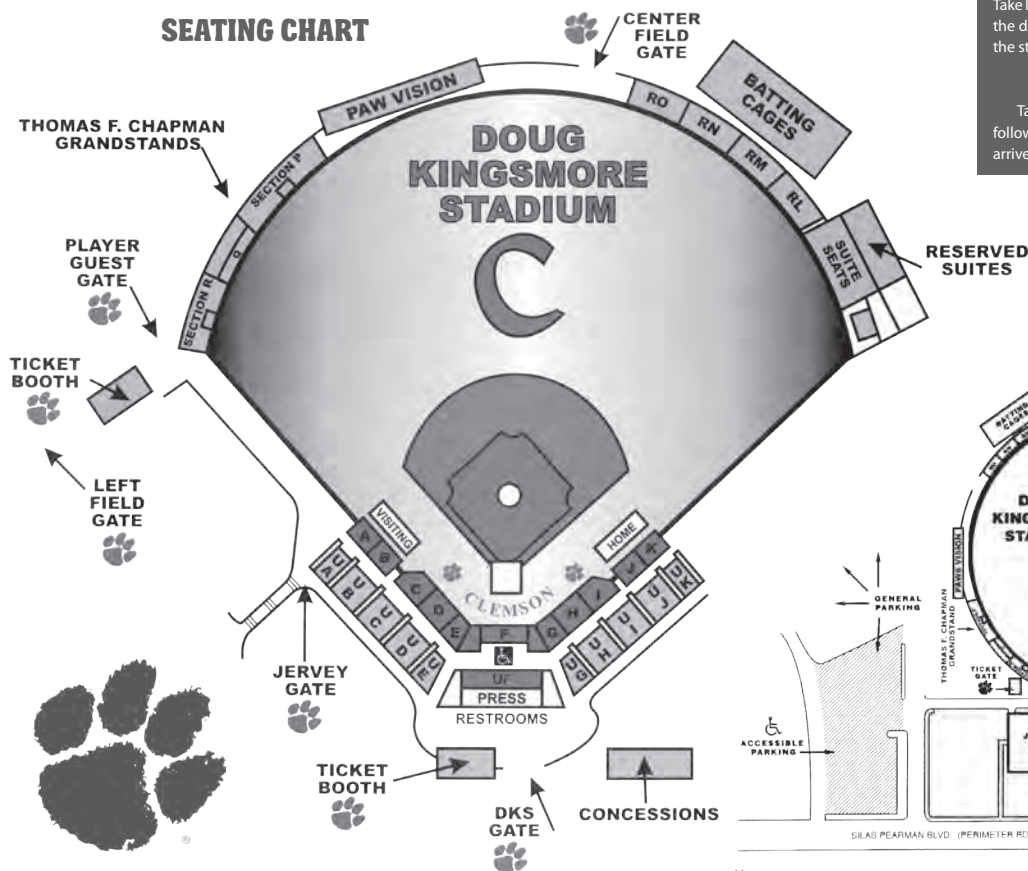
From Columbia, SC

Take I-26 west and exit onto I-385 west until it reaches I-85. Take I-85 south until it reaches exit 19-B. Take exit 19-B and follow the directions from Atlanta starting at the * symbol to arrive at the stadium.

From Greenville, SC

Take I-85 south until it reaches exit 19-B. Take exit 19-B and follow the directions from Atlanta starting at the * symbol to arrive at the stadium.

SEATING CHART



PARKING MAP



MEDIA INFORMATION

ACC Media Relations

Steve Phillips is the baseball media relations contact for the ACC office. He can be reached at (336) 851-6062 or sphillips@theacc.org.

Credentials

Members of the working press who desire a media credential to a Clemson baseball home game should contact **Brian Hennessy** in the Clemson SID office at (864) 656-1921. There is space for 13 writers in the press box in the Doug Kingsmore Stadium press areas, plus booths for each team's radio network. Season credentials and credentials on a game-by-game basis are issued. Members of the media must request a pass at least one day prior to each game/series to ensure admittance.

Email Distribution List

Notes, stats, stories, and other information are emailed out on a series basis from the Clemson SID office. Contact **Brian Hennessy** (bhennes@clemson.edu) to be put on the email list.

Internet/Telephone Services

The press box features the most up-to-date phone and wireless internet services.

Leggett Availability

The best time to reach Head Coach **Jack Leggett** is weekday mornings. Please contact **Brian Hennessy** at (864) 656-1921 to set up an interview with **Leggett**.

Parking

Members of the media are requested to park in the McFadden Building parking lot, located on the hill above the stadium (behind home plate). The lot is reserved for media members with a parking pass, however, there are limited



spaces. There is also parking available beyond the outfield fence and in Memorial Stadium's west endzone parking lot.

Photographer Positions

Television-camera persons are allowed to film from the television booth in the press box when there is not a live telecast or webcast. There are also patio areas on both sides of the press box that are available for filming. Positions are on a first-come, first-serve basis. Still photographers are allowed on the playing field, but only in "lined-off" areas near each dugout. Those positions are also on a first-come, first-serve basis.

Player Availability

Player interviews are conducted before a particular practice on days when the team does not have a game. Please notify **Brian Hennessy** if you plan to attend practice. If attendance at practice is not possible, the SID office can set up a phone interview. Campus and cell phone numbers for players will not be provided.

Postgame Interviews

Postgame interviews take place outside the dugout of each team. A member of the Clemson SID office will retrieve requested Tiger players from the locker room. The locker room is closed to the media. Please see the opponent's SID for its postgame interview procedure.

Postgame Stats

A final boxscore is provided for all home games at Doug Kingsmore Stadium. A typed play-by-play is also available

upon request. A final boxscore (PDF) and game story is emailed within one hour of the conclusion of each home game. For any other requests, please see **Brian Hennessy** or another member of the Clemson SID staff prior to the conclusion of the game.

Press Entrance

Enter Doug Kingsmore Stadium at the gate behind home plate or near the left-field foul pole. Behind the stadium, the facility has an elevator and stairs leading up to the press box.

SID Contact Information

Jervey Athletic Center
100 Perimeter Road
P.O. Box 31
Clemson, SC 29633

Office Phone Number: (864) 656-2114

Fax Number: (864) 656-0299

Press Box Phone Number: (864) 656-7731

Website

Clemson boxscores, releases, statistics, bios, live stats, and other items are all available on the internet. Find us online at ClemsonTigers.com. Statistics are updated following every game. Game notes are also provided in PDF format.

Will-Call

Press will-call is located at the entrance next to the left-field foul pole.



CLEMSON SID STAFF



TIM BOURRET

Assistant AD, Sports Information
Office - (864) 656-1926
Email - tbimoth@clemson.edu



SAM BLACKMAN

Senior Associate SID
Office - (864) 656-1924
Email - blackmj@clemson.edu



BRIAN HENNESSY

Associate SID, Baseball
Office - (864) 656-1921
Email - bhennes@clemson.edu



PHILIP SIKES

Associate SID
Office - (864) 656-1985
Email - phillips@clemson.edu



JEFF KALLIN

Assistant SID
Office - (864) 656-1920
Email - jkallin@clemson.edu



LIBBY KEEN

Webmaster & Assistant SID
Office - (864) 656-4218
Email - elizabk@clemson.edu



CHANDLER CARVER

SID Graduate Assistant, Baseball
Office - (864) 656-2114
Email - mcarver@clemson.edu

2012 CLEMSON ROSTER

NUMERICAL

#	Player	Pos.	B-T	Hgt	Wgt	Cl.	Exp.	Hometown	Previous School
1	Dominic Attanasio	OF	L-L	5-7	160	So.	1VL	Windermere, FL	Olympia HS
2	Jason Stolz	INF	R-R	6-2	205	Sr.	3VL	Marietta, GA	Kell HS
3	Brad Felder	OF	L-L	6-0	200	*Gr.	TR	Bowman, SC	The Citadel
4	Thomas Brittle	OF	L-L	5-8	170	*Jr.	RS	Cross, SC	College of Charleston
5	Joe Costigan	OF	L-R	5-11	200	So.	1VL	Naples, FL	Barron Collier HS
6	Dominic Leone	RHP	R-R	5-11	195	Jr.	2VL	Norwich, CT	Norwich Free Academy
8	Richie Shaffer	3B/1B	R-R	6-3	205	Jr.	2VL	Charlotte, NC	Providence Senior HS
9	Phil Pohl	C/1B/OF	R-R	5-11	215	Sr.	3VL	Cooperstown, NY	Cooperstown Central HS
10	Mike Dunster	INF	L-R	5-10	180	So.	1VL	Greenwich, CT	Greenwich HS
12	Jon McGibbon	1B/OF	L-L	6-1	210	So.	1VL	Lindenhurst, NY	Lindenhurst Senior HS
13	Jay Baum	INF	R-R	5-11	180	Fr.	HS	Alpharetta, GA	Centennial HS
15	Mike Kent	RHP	R-R	6-0	195	*So.	1VL	Springfield, VA	West Springfield HS
16	Jake Fletcher	C	R-R	5-11	175	So.	1VL	Thomasville, GA	Thomasville HS
17	Steve Wilkerson	2B/SS	S-R	6-1	185	So.	1VL	Roswell, GA	Pope HS
18	Tyler Slaton	OF	L-L	5-7	195	Fr.	HS	Cumming, GA	North Forsyth HS
19	Kevin Brady	RHP	L-R	6-3	220	*Jr.	3VL	Gaithersburg, MD	Gaithersburg HS
20	Scott Firth	RHP	R-R	6-0	165	Jr.	2VL	Buffalo Grove, IL	Adlai E. Stevenson School
21	Kevin Pohle	RHP	R-R	6-3	180	So.	1VL	Saint Louis, MO	Parkway South Senior HS
22	Spencer Kieboom	C	R-R	6-0	220	Jr.	2VL	Marietta, GA	Walton HS
23	Daniel Gossett	RHP	R-R	6-0	160	Fr.	HS	Lyman, SC	James F. Byrnes HS
26	Brock Goodling	RHP	R-R	6-0	195	Fr.	HS	Mount Union, PA	Mount Union HS
27	Kyle Bailey	LHP	R-L	6-5	220	Fr.	HS	Southlake, TX	Carroll Senior HS
28	Jonathan Meyer	RHP	R-R	6-0	180	Jr.	2VL	San Diego, CA	Cathedral Catholic HS
29	David Haselden	RHP	R-R	6-4	240	Sr.	3VL	Spartanburg, SC	Spartanburg HS
30	Garrett Boulware	C/OF	R-R	6-1	200	Fr.	HS	Anderson, SC	T.L. Hanna HS
32	Andrew Cleveland	C	R-R	5-11	180	Fr.	HS	Moore, SC	James F. Byrnes HS
35	Mike Triller	OF	L-R	6-1	180	Fr.	HS	Rutland, VT	Rutland HS
36	Matt Campbell	RHP	R-R	5-11	185	So.	1VL	Alpharetta, GA	Northview HS
37	Kevin Caughman	INF	R-R	5-11	180	*So.	1VL	Martinez, GA	Evans HS
42	Clay Bates	RHP	R-R	5-11	180	*Fr.	RS	Rock Hill, SC	Northwestern HS
43	Patrick Andrews	RHP	R-R	6-2	205	Fr.	HS	Hilton Head Island, SC	Hilton Head Prep School
46	Trevor Kieboom	RHP/INF	R-R	6-4	225	Fr.	HS	Marietta, GA	Walton HS
51	Joseph Moorefield	LHP	L-L	6-1	205	*Jr.	2VL	Woodruff, SC	James F. Byrnes HS

* - spent one season as a red-shirt player

Head Coach:

Assistant Head Coach:

Assistant Coach:

Volunteer Assistant Coach:

Student Assistant Coach:

Bullpen Catcher:

Director of Baseball Operations:

Athletic Trainer:

Student Equipment Managers:

- 7 Jack Leggett (19th season • Maine '76)
- 24 Dan Pepicelli (3rd season • SUNY Cortland '90)
- 11 Bradley LeCroy (^5th season • Clemson '01)
- 31 Michael Johnson (4th season • Clemson '08)
- 45 Ryan Hinson (Sr. • Rock Hill, SC)
- 47 Marcus Curry (Jr. • Nichols, SC)
- Brad Owens (5th season • Anderson (SC) '06)
- Travis Johnston (4th season • Clemson '01)
- Chris Coode (Jr. • Nashville, TN)
- Jamie Kryder (Jr. • Rochester, NY)
- Brock Byers (Fr. • Shelby, NC)
- Chas Williams (Fr. • Taylors, SC)
- Dennis Love (3rd season • Catawba '00)
- Mike Echols (11th season • Clemson '85)
- Brian Hennessy (14th season • Clemson '98)

Strength & Conditioning Coach:

Field Manager:

Sports Information Contact:

^ - includes three years (2003-05) as an assistant coach

ALPHABETICAL

#	Player	Pos.	Cl.
43	Patrick Andrews	RHP	Fr.
1	Dominic Attanasio	OF	So.
27	Kyle Bailey	LHP	Fr.
42	Clay Bates	RHP	*Fr.
13	Jay Baum	INF	Fr.
30	Garrett Boulware	C/OF	Fr.
19	Kevin Brady	RHP	*Jr.
4	Thomas Brittle	OF	*Jr.
36	Matt Campbell	RHP	So.
37	Kevin Caughman	INF	*So.
32	Andrew Cleveland	C	Fr.
5	Joe Costigan	OF	So.
10	Mike Dunster	INF	*So.
3	Brad Felder	OF	*Gr.
20	Scott Firth	RHP	Jr.
16	Jake Fletcher	C	So.
26	Brock Goodling	RHP	Fr.
23	Daniel Gossett	RHP	Fr.
29	David Haselden	RHP	Sr.
15	Mike Kent	RHP	*So.
22	Spencer Kieboom	C	Jr.
46	Trevor Kieboom	RHP/INF	Fr.
6	Dominic Leone	RHP	Jr.
12	Jon McGibbon	1B/OF	So.
28	Jonathan Meyer	RHP	Jr.
51	Joseph Moorefield	LHP	*Jr.
9	Phil Pohl	C/1B/OF	Sr.
21	Kevin Pohle	RHP	So.
8	Richie Shaffer	3B/1B	Jr.
18	Tyler Slaton	OF	Fr.
2	Jason Stolz	INF	Sr.
35	Mike Triller	OF	Fr.
17	Steve Wilkerson	2B/SS	So.

PRONUNCIATIONS

#	Player	Pronunciation
1	Dominic Attanasio	a-tuh-NA-zee-oh
	Chris Coode	KOHD
22	Spencer Kieboom	KEE-boom
46	Trevor Kieboom	KEE-boom
11	Bradley LeCroy	luh-CROY
6	Dominic Leone	lee-OHN
24	Dan Pepicelli	peh-pih-SEH-lee
21	Kevin Pohle	POHL-ee
18	Tyler Slaton	SLAYT-ihn
2	Jason Stolz	STOHLTS



2012 POSITION ROSTER

CATCHERS

#	Player	Pos.	B-T	Hgt	Wgt	Cl.	Exp.	Hometown	Previous School
30	Garrett Boulware	C/OF	R-R	6-1	200	Fr.	HS	Anderson, SC	T.L. Hanna HS
32	Andrew Cleveland	C	R-R	5-11	180	Fr.	HS	Moore, SC	James F. Byrnes HS
16	Jake Fletcher	C	R-R	5-11	175	So.	1VL	Thomasville, GA	Thomasville HS
22	Spencer Kieboom	C	R-R	6-0	220	Jr.	2VL	Marietta, GA	Walton HS
9	Phil Pohl	C/1B/OF	R-R	5-11	215	Sr.	3VL	Cooperstown, NY	Cooperstown Central HS

INFIELDERS

#	Player	Pos.	B-T	Hgt	Wgt	Cl.	Exp.	Hometown	Previous School
13	Jay Baum	INF	R-R	5-11	180	Fr.	HS	Alpharetta, GA	Centennial HS
37	Kevin Caughman	INF	R-R	5-11	180	*So.	1VL	Martinez, GA	Evans HS
10	Mike Dunster	INF	L-R	5-10	180	So.	1VL	Greenwich, CT	Greenwich HS
12	Jon McGibbon	1B/OF	L-L	6-1	210	So.	1VL	Lindenhurst, NY	Lindenhurst Senior HS
8	Richie Shaffer	3B/1B	R-R	6-3	205	Jr.	2VL	Charlotte, NC	Providence Senior HS
2	Jason Stolz	INF	R-R	6-2	205	Sr.	3VL	Marietta, GA	Kell HS
17	Steve Wilkerson	2B/SS	S-R	6-1	185	So.	1VL	Roswell, GA	Pope HS

* - spent one season as a red-shirt player

OUTFIELDERS

#	Player	Pos.	B-T	Hgt	Wgt	Cl.	Exp.	Hometown	Previous School
1	Dominic Attanasio	OF	L-L	5-7	160	So.	1VL	Windermere, FL	Olympia HS
4	Thomas Brittle	OF	L-L	5-8	170	*Jr.	RS	Cross, SC	College of Charleston
5	Joe Costigan	OF	L-R	5-11	200	So.	1VL	Naples, FL	Barron Collier HS
3	Brad Felder	OF	L-L	6-0	200	*Gr.	TR	Bowman, SC	The Citadel
18	Tyler Slaton	OF	L-L	5-7	195	Fr.	HS	Cumming, GA	North Forsyth HS
35	Mike Triller	OF	L-R	6-1	180	Fr.	HS	Rutland, VT	Rutland HS

* - spent one season as a red-shirt player

PITCHERS

#	Player	Pos.	B-T	Hgt	Wgt	Cl.	Exp.	Hometown	Previous School
43	Patrick Andrews	RHP	R-R	6-2	205	Fr.	HS	Hilton Head Island, SC	Hilton Head Prep School
27	Kyle Bailey	LHP	R-L	6-5	220	Fr.	HS	Southlake, TX	Carroll Senior HS
42	Clay Bates	RHP	R-R	5-11	180	*Fr.	RS	Rock Hill, SC	Northwestern HS
19	Kevin Brady	RHP	L-R	6-3	220	*Jr.	3VL	Gaithersburg, MD	Gaithersburg HS
36	Matt Campbell	RHP	R-R	5-11	185	So.	1VL	Alpharetta, GA	Northview HS
20	Scott Firth	RHP	R-R	6-0	165	Jr.	2VL	Buffalo Grove, IL	Adlai E. Stevenson School
26	Brock Goodling	RHP	R-R	6-0	195	Fr.	HS	Mount Union, PA	Mount Union HS
23	Daniel Gossett	RHP	R-R	6-0	160	Fr.	HS	Lyman, SC	James F. Byrnes HS
29	David Haselden	RHP	R-R	6-4	240	Sr.	3VL	Spartanburg, SC	Spartanburg HS
15	Mike Kent	RHP	R-R	6-0	195	*So.	1VL	Springfield, VA	West Springfield HS
46	Trevor Kieboom	RHP/INF	R-R	6-4	225	Fr.	HS	Marietta, GA	Walton HS
6	Dominic Leone	RHP	R-R	5-11	195	Jr.	2VL	Norwich, CT	Norwich Free Academy
28	Jonathan Meyer	RHP	R-R	6-0	180	Jr.	2VL	San Diego, CA	Cathedral Catholic HS
51	Joseph Moorefield	LHP	L-L	6-1	205	*Jr.	2VL	Woodruff, SC	James F. Byrnes HS
21	Kevin Pohle	RHP	R-R	6-3	180	So.	1VL	Saint Louis, MO	Parkway South Senior HS

* - spent one season as a red-shirt player

PLAYERS BY STATE

Georgia (9)

13	Jay Baum	Alpharetta
36	Matt Campbell	Alpharetta
37	Kevin Caughman	Martinez
16	Jake Fletcher	Thomasville
22	Spencer Kieboom	Marietta
46	Trevor Kieboom	Marietta
18	Tyler Slaton	Cumming
2	Jason Stolz	Marietta
17	Steve Wilkerson	Roswell

South Carolina (9)

43	Patrick Andrews	Hilton Head Island
42	Clay Bates	Rock Hill
30	Garrett Boulware	Anderson
4	Thomas Brittle	Cross
32	Andrew Cleveland	Moore
3	Brad Felder	Bowman
23	Daniel Gossett	Lyman
29	David Haselden	Spartanburg
51	Joseph Moorefield	Woodruff

Connecticut (2)

10	Mike Dunster	Greenwich
6	Dominic Leone	Norwich

Florida (2)

1	Dominic Attanasio	Windermere
5	Joe Costigan	Naples

New York (2)

12	Jon McGibbon	Lindenhurst
9	Phil Pohl	Cooperstown

California (1)

28	Jonathan Meyer	San Diego
----	----------------	-----------

Illinois (1)

20	Scott Firth	Buffalo Grove
----	-------------	---------------

Maryland (1)

19	Kevin Brady	Gaithersburg
----	-------------	--------------

Missouri (1)

21	Kevin Pohle	Saint Louis
----	-------------	-------------

North Carolina (1)

8	Richie Shaffer	Charlotte
---	----------------	-----------

Pennsylvania (1)

26	Brock Goodling	Mount Union
----	----------------	-------------

Texas (1)

27	Kyle Bailey	Southlake
----	-------------	-----------

Vermont (1)

35	Mike Triller	Rutland
----	--------------	---------

Virginia (1)

15	Mike Kent	Springfield
----	-----------	-------------



2012 QUICK FACTS

General Information

Institution:.....Clemson University
Nickname:.....Tigers
Location:.....Clemson, SC 29633
Colors:.....Clemson Orange & Regalia
Founded:.....1889
Enrollment:.....19,453
President:.....**James F. Barker** (Clemson '70)
Athletic Director:.....**Dr. Terry Don Phillips** (Arkansas '70)
.....Office Phone - (864) 656-1935
.....Email - pterry@clemson.edu
Conference:.....Atlantic Coast Conference (Atlantic Division)
Stadium (Capacity):.....Doug Kingsmore Stadium (Natural Grass) (6,346)
Field Dimensions:.....LL - 320, LC - 370, C - 400, RC - 370, RL - 330
Press Box Phone Number:.....(864) 656-7731
Ticket Office Phone Number:.....(864) 656-2118 or 1-800-CLEMSON

Baseball Staff

Head Coach:.....**Jack Leggett** (Maine '76)
Record at Clemson:.....812-376-1 (18 seasons)
Overall Record:.....1189-666-1 (32 seasons)
.....Office Phone - (864) 656-1947
Best Time to Contact Leggett:.....9:00 AM - 11:00 AM weekdays
Assistant Head Coach:.....**Dan Pepicelli** (SUNY Cortland '90)
.....Office Phone - (864) 656-1948
Assistant Coach & Recruiting Coordinator:.....**Bradley LeCroy** (Clemson '01)
.....Office Phone - (864) 656-1950
Volunteer Assistant Coach:.....**Michael Johnson** (Clemson '08)
.....Office Phone - (864) 656-1689
Student Assistant Coach:.....**Ryan Hinson** (Sr. • Rock Hill, SC)
Director of Baseball Operations:.....**Brad Owens** (Anderson SC) '06
.....Office Phone - (864) 656-1691
.....Email - owens4@clemson.edu
Administrative Coordinator:.....**Roberta Balliet**
.....Office Phone - (864) 656-1940
.....Email - rballet@clemson.edu
Athletic Trainer:.....**Travis Johnston** (Clemson '01)
Student Equipment Managers:.....**Chris Coode** (Jr. • Nashville, TN)
.....**Jamie Kryder** (Jr. • Rochester, NY)
.....**Brock Byers** (Fr. • Shelby, NC)
.....**Chas Williams** (Fr. • Taylors, SC)
Strength & Conditioning Coach:.....**Dennis Love** (Catawba '00)
Supervisor of Athletic Facilities:.....**Matt Money** (Clemson '01)
Supervisor of Athletic Grounds:.....**Mike Echols** (Clemson '85)

SID Information

Office Phone:.....(864) 656-2114
Fax Number:.....(864) 656-0299
Mailing Address:.....P.O. Box 31; Clemson, SC 29633
Overnight Address:.....Jervey Athletic Center; 100 Perimeter Road; Clemson, SC 29633
Website:.....ClemsonTigers.com

Assistant Athletic Director/Sports Information Director:.....**Tim Bourret** (Notre Dame '77)
.....Office Phone - (864) 656-1926
.....Home Phone - (864) 888-3490
.....Cell Phone - (864) 356-3791
.....Email - btimoth@clemson.edu
Senior Associate SID:.....**Sam Blackman** (Clemson '85)
.....Office Phone - (864) 656-1924
.....Cell Phone - (864) 982-6100
.....Email - blackmj@clemson.edu
Associate SID & Baseball Contact:.....**Brian Hennessy** (Clemson '98)
.....Office Phone - (864) 656-1921
.....Cell Phone - (864) 986-9046
.....Email - bhennes@clemson.edu
Associate SID:.....**Phillip Sikes** (Clemson '02)
.....Office Phone - (864) 656-1985
.....Email - philips@clemson.edu
Assistant SID:.....**Jeff Kallin** (Clemson '07)
.....Office Phone - (864) 656-1920
.....Email - jkallin@clemson.edu
Webmaster & Assistant SID:.....**Libby Kehn** (Clemson '02)
.....Office Phone - (864) 656-4218
.....Email - elizabk@clemson.edu
SID Graduate Assistants:.....**Heath Bradley** (Clemson '10),
.....**Chandler Carver** (Clemson '10),
.....**William Qualkinbush** (Clemson '10)
SID Student Assistants:.....**Hannah Burleson** (Jr. • North Augusta, SC), **Leah Carver** (Sr. • Greenville, SC),
.....**Matt Castello** (Fr. • Greenville, SC), **Schuyler Easterling** (Fr. • Auxvasse, MO),
.....**Alison Lanning** (Jr. • Rock Hill, SC), **Kathryn McGinn** (So. • Longboat Key, FL),
.....**Maddie McGlone** (Sr. • Charlotte, NC), **Tara Shores** (Sr. • Rock Hill, SC), **Davis Simpson** (Sr. • Easley, SC)
Official Scorer:.....**Sack Bagley** (Southern Wesleyan '72)

2012 Team Information

Lettermen Returning:.....20
Lettermen Lost:.....11
2011 Starting Position Players Returning (4):.....**Spencer Kieboom** (C), **Phil Pohl** (DH),
.....**Richie Shaffer** (1B), **Jason Stolz** (2B)
2011 Starting Position Players Lost (5):.....**Chris Epps** (RF), **John Hinson** (3B),
.....**Will Lamb** (CF), **Brad Miller** (SS), **Jeff Schaus** (LF)
2011 Starting Pitchers Returning (3):.....**Scott Firth** (R), **Dominic Leone** (R), **Jonathan Meyer** (R)
2011 Starting Pitchers Lost (2):.....**Justin Sarratt** (R), **Scott Weismann** (R)
All-Americans Returning (0)
All-Americans Lost (1):.....**Brad Miller** (SS)
All-ACC Players Returning (2):.....**Phil Pohl** (DH), **Richie Shaffer** (1B)
All-ACC Players Lost (3):.....**Will Lamb** (CF), **Brad Miller** (SS), **Jeff Schaus** (LF)

Returning Leaders

Batting Average:.....**Dominic Attanasio** (.367)
Games:.....**Richie Shaffer**, **Jason Stolz** (63)
Runs:.....**Richie Shaffer** (62)
Hits:.....**Phil Pohl** (76)
Doubles:.....**Phil Pohl** (22)
Home Runs:.....**Richie Shaffer** (13)
RBIs:.....**Richie Shaffer** (55)
Stolen Bases:.....**Richie Shaffer**, **Jason Stolz** (8)
ERA:.....**Kevin Pohle** (1.93)
Wins:.....**David Haselden**, **Dominic Leone** (6)
Appearances:.....**David Haselden** (25)
Saves:.....**David Haselden** (3)
Innings Pitched:.....**David Haselden** (76.2)
Strikeouts:.....**Dominic Leone** (72)


2011 Review

Record:.....43-20 Overall, 28-9 Home, 11-8 Away, 4-3 Neutral
ACC Regular-Season Record (finish):.....17-13 (2nd Atlantic)
ACC Tournament Record (finish):.....2-1 (T-3rd)
NCAA Tournament Record:.....2-2 in Clemson (SC) Regional
Final Rankings:.....#16 by **Sports Weekly**, #21 by **Baseball America**, #21 by **Collegiate Baseball**
Highest Rankings:.....#4 by **Collegiate Baseball** (Preseason, Feb. 28, Mar. 7),
.....#5 by **Sports Weekly** (Preseason), #10 by **Baseball America** (Preseason, Mar. 7)
Record vs. Top-25 Ranked Teams:.....7-13

2011 Top-25 NCAA Stat Rankings

Team	Category	Stat	Rank
Clemson	Sacrifice Flies	46	2
Clemson	Hits	687	5
Clemson	Batting Average	.318	6
Clemson	Walks	304	6
Clemson	Runs	449	11
Clemson	Slugging Percentage	.460	14
Clemson	Stolen Bases	106	T-14
Clemson	Runs per Game	7.1	15
Clemson	Hits per 9 IP	8.00	23
Clemson	Stolen Bases per Game	1.68	25
Clemson	Doubles	127	T-25

Individual	Category	Stat	Rank
Brad Miller	On-Base Percentage	.498	16
Brad Miller	Batting Average	.395	25
Spencer Kieboom	Sacrifice Flies	7	T-25



DAVID HASELDEN IS CLEMSON'S RETURNING LEADER IN VICTORIES, APPEARANCES, SAVES, AND INNINGS PITCHED FROM 2011. HE IS ALSO THE ACC'S RETURNING LEADER IN ERA.

2012 OUTLOOK

Overview

Jack Leggett, who is in his 19th season as head coach at Clemson, will rely on a veteran pitching staff and four returning starters in the field to lead the 2012 team. Leggett, whose 812 wins in 18 seasons at Clemson are sixth-most in the nation during that span, has led the Tigers to six College World Series appearances and 17 NCAA Tournaments, including hosting the Clemson Regional in 2011.

"We have a great-looking group of players this year," said Leggett. "They've been working hard and I'm excited about seeing them as the season progresses. I'm also excited about seeing them work together as a unit, and I'm excited about the preparation it takes to win."

Only three of the eight position starters in the field return from a year ago. And two of those three will start at new positions. The Tigers must replace shortstop Brad Miller, the 2011 ACC Player-of-the-Year and a first-team All-American, along with All-ACC players Will Lamb (CF) and Jeff Schaus (LF). Under the direction of Assistant Coach **Bradley LeCroy** and Volunteer Assistant Coach **Michael Johnson**, the Tiger batters and fielders will need to be fundamentally sound in all aspects of the game.

"In order for us to score runs, we're going to have to be very good at execution," stated Leggett. "We're going to have to be able to move runners around, get our bunts down, hit behind runners, and everyone is going to have to be very unselfish. We have a few players who have some power, but at the same time, we don't want to build our game totally around that. If you're sitting around waiting for that to happen with the new bat standards, it's not going to happen."

The pitching staff, under the leadership of Assistant Head Coach **Dan Pepicelli**, returns players who contributed 64 percent of the innings pitched and 32 of the 43 victories in 2011. First-year Student Assistant Coach **Ryan Hinson**, a lefthander at Clemson from 2006-09, will also aid in the efforts of the Tiger hurlers.

"I think our pitching is going to be one of our strong points," added Leggett. "We have some young players coming in who are going to help us out. I'm excited about what we have a chance to do on the mound."

"Playing time is definitely a motivating factor for all of our players. They come to practice every day and they know that they have a chance to play if they work hard and do all the little things it takes to help the team win."



JUNIOR SPENCER KIEBOOM HAD 22 WALKS AND FOUR HIT-BY-PITCHES AGAINST ONLY 13 STRIKEOUTS IN 2011.

THE 2012 ACC TOURNAMENT WILL RETURN TO NEWBRIDGE BANK PARK IN GREENSBORO, NC. IT WAS FIRST HELD THERE IN 2010.



The 2012 schedule features 35 home games, 27 games against 2011 NCAA Tournament teams, and two games at Fluor Field in Greenville, SC. Clemson, who is ranked in the preseason as high as #16 in the nation by **Baseball America**, will host Maine, Leggett's alma mater, from February 24-26, which starts a 10-game stretch where nine of the contests are against teams that played in the 2011 NCAA Tourney. The top-eight teams in the ACC standings will play in the ACC Tournament at NewBridge Bank Park in Greensboro, NC from May 23-27. It will be the second time the ACC Tournament is held in Greensboro.

Catchers

Clemson has five catchers at its disposal in 2012. Junior **Spencer Kieboom** (Marietta, GA) was the Tigers' predominant starter behind the plate in 2011 and is slated to do the same in 2012. He was one of Clemson's hottest hitters during the first half of 2011 and also shut down opposing running games with his quick release and strong arm. Kieboom, who committed just two errors and allowed only three passed balls in 2011, is a contact hitter who has struck out just 20 times in 227 career at-bats.

Senior co-captain **Phil Pohl** (Cooperstown, NY) also has a wealth of experience behind the plate, but he is a leading candidate to be the designated hitter in 2012. One of the best leaders at Clemson in years, Pohl emerged as a Second-Team All-ACC player in 2011. Pohl, who can also play at first base and in the outfield, batted .333 with 22 doubles (third-most in the ACC), four homers, and 33 RBIs while totaling a team-tying-high 24 multi-hit games. The two-time captain also became Clemson's first Academic All-American since 1995.

Sophomore **Jake Fletcher** (Thomasville, GA) and freshman **Andrew Cleveland** (Moore, SC) will provide depth behind the plate in 2012. Fletcher played only four games, all off the bench, with six putouts in 2011. Cleveland was an all-region selection as a junior and senior at James F. Byrnes High School. Cleveland is one of three Tigers on the 2012 team who attended James F. Byrnes High School.

CATCHERS

#	Player	B-T	Cl.	BA	HR	RBI
30	Garrett Boulware	R-R	Fr.	----	--	--
32	Andrew Cleveland	R-R	Fr.	----	--	--
16	Jake Fletcher	R-R	So.	.000	0	0
22	Spencer Kieboom	R-R	Jr.	.282	1	31
9	Phil Pohl	R-R	Sr.	.333	4	33


* - spent one season as a red-shirt player; Note: Stats are from the 2011 season.

Freshman **Garrett Boulware** (Anderson, SC) will compete for innings behind the plate as well. The local product out of T.L. Hanna High School was rated as the #141 prospect in the nation by **Perfect Game** and was drafted in the 42nd round by the San Diego Padres. As a righthanded batter, he will also compete for innings in the outfield.

Infielders

Clemson's 2012 infield will have a "mirrored" look. Miller (SS) and John Hinson (3B) were draft picks in 2011 and are no longer with the program, and last year's right side of the infield will be this season's left side.

Senior co-captain **Jason Stolz** (Marietta, GA) is one of the two returning starting infielders from a season ago. He started 48 games at second base and 14 games at shortstop in 2011, but he is slated to move into the starting shortstop spot with the departure of Miller. The career .283 hitter in 155 games (127 starts) has 18 sacrifice bunts and has had several clutch hits in the bottom half of the lineup the past three seasons. Thanks in large part to his strong arm, Stolz committed just three errors in the last 34 games of the 2011 season.



SENIOR JASON STOLZ WILL MOVE TO SHORTSTOP IN 2012. HE HAS SEEN SIGNIFICANT ACTION AT THIRD BASE, SECOND BASE, AND SHORTSTOP DURING HIS CAREER.

2012 OUTLOOK

INFIELDERS

#	Player	B-T	Cl.	BA	HR	RBI
13	Jay Baum	R-R	Fr.	----	--	--
37	Kevin Caughman	R-R	So.	.125	0	1
10	Mike Dunster	L-R	So.	.500	0	2
46	Trevor Kieboom	R-R	Fr.	----	--	--
12	Jon McGibbon	L-L	So.	.339	1	14
9	Phil Pohl	R-R	Sr.	.333	4	33
8	Richie Shaffer	R-R	Jr.	.315	13	55
2	Jason Stolz	R-R	Sr.	.285	1	27
17	Steve Wilkerson	S-R	So.	.173	0	5

* - spent one season as a red-shirt player; Note: Stats are from the 2011 season.

Sophomore **Mike Dunster** (Greenwich, CT) made the most of his limited opportunities in 2011, as he was 6-for-12 with a .625 on-base percentage in 12 games (one start). He will compete for the starting role at second base. Dunster was errorless in seven chances in the field in 2011.

A fourth sophomore will be in the mix in the infield. **Kevin Caughman** (Martinez, GA) has played 13 games off the bench in two active seasons. He is one of the team's top students in the classroom as a financial management major. Freshman **Jay Baum** (Alpharetta, GA), rated as the #218 player in the nation by **Perfect Game** out of Centennial High School, will also compete for innings in the infield.

Outfielders


Six outfielders, four of which are in their first active seasons in a Tiger uniform, will compete for the three outfield spots. Clemson lost all three starters (Schaus, Lamb, Chris Epps) in the outfield from a season ago.

The two returnees in the outfield are sophomores **Dominic Attanasio** (Windermere, FL) and **Joe Costigan** (Naples, FL). The 5'7" Attanasio is a slap hitter and speedy baserunner who batted .367 in 33 games (10 starts) as a freshman in 2011. He was 6-for-15 (.400) as a pinch-hitter and was a key to many wins, as he was 19-for-36 (.528) in Tiger victories.

OUTFIELDERS

#	Player	B-T	Cl.	BA	HR	RBI
1	Dominic Attanasio	L-L	So.	.367	1	11
30	Garrett Boulware	R-R	Fr.	----	--	--
4	Thomas Brittle	L-L	*Jr.	----	--	--
5	Joe Costigan	L-R	So.	.250	0	4
3	Brad Felder [^]	L-L	*Gr.	.274	6	32
12	Jon McGibbon	L-L	So.	.339	1	14
9	Phil Pohl	R-R	Sr.	.333	4	33
18	Tyler Slaton	L-L	Fr.	----	--	--
35	Mike Triller	L-R	Fr.	----	--	--

* - spent one season as a red-shirt player; [^] - played at The Citadel in 2011; Note: Stats are from the 2011 season.



JUNIOR KEVIN BRADY HAD 33 STRIKEOUTS AGAINST ONLY ONE WALK IN 2011.

Costigan was 2-for-8 with a .571 on-base percentage in 14 games, all off the bench, as a freshman in 2011. He was rated as the #36 player in the 2011 Coastal Plain League by **Perfect Game**.

Junior **Thomas Brittle** (Cross, SC) sat out the 2011 season after transferring from College of Charleston, where he hit .273 with 16 stolen bases in 76 games (15 starts) in 2009 and 2010. He is one of the fastest players on the team and is a leading candidate to start in centerfield.

Another veteran player who transferred from a school in the Lowcountry will make an impact in the outfield in 2012. Graduate **Brad Felder** (Bowman, SC) played at The Citadel in 2008, 2010, and 2011. Felder, who has outstanding strength and speed, batted .252 with 18 homers, 68 RBIs, and 36 steals in 151 games (136 starts) with the Bulldogs. He is a strong candidate to start in right field in his one and only season at Clemson in 2012. Felder is the son of the former Bobbie Mims, who was inducted into the Clemson Hall of Fame after a standout career as a women's basketball player.

Freshmen **Tyler Slaton** (Cumming, GA) and **Mike Triller** (Rutland, VT) will compete for a starting job in the outfield. Slaton was a three-time all-region selection at North Forsyth High School, while Triller played in the Vermont North-South All-Star game after hitting a team-best .528 as a senior. Triller also won the Omaha Challenge competition among fielders in the fall.

Pitchers

The pitching staff figures to be the strength of the 2012 team. Several Tigers have been Friday starters during one point of their careers.

One of those Tigers who is slated to headline the rotation is junior righthander **Kevin Brady** (Gaithersburg, MD). Despite suffering an injury that cost him most of his 2011 season, Brady was still 2-0 with a 3.86 ERA and 33 strikeouts against only one walk in 23.1 innings pitched. He was dominant in his first three outings before suffering an arm injury that forced him out of action for 71 days. The hard thrower was drafted in the 17th round by the Cleveland Indians last summer, but elected to return for his junior season, where he is listed as the #41 prospect in the nation for the 2012 draft by **Baseball America**.

Another leading contender for a weekend spot is junior righty **Dominic Leone** (Norwich, CT). The co-captain is a




SOPHOMORE JON MCGIBBON WAS CLEMSON'S TOP HITTER OFF THE BENCH AS A FRESHMAN, BUT WILL STEP INTO THE STARTING LINEUP AT FIRST BASE IN 2012.

Junior co-captain **Richie Shaffer** (Charlotte, NC) leads the infield with his power-hitting bat and steady defense. A career .318 hitter with 20 homers, 91 RBIs, and a .426 on-base percentage, Shaffer is a preseason second-team All-American by **Perfect Game**. He was a First-Team All-ACC first-baseman in 2011, but is slated in 2012 to move to third base, where he started six games in 2011. Shaffer led or tied for the 2011 team lead in runs (62), homers (13), RBIs (55), slugging percentage (.577), and walks (44). The Cape Cod League All-Star also won the home run derby at Fenway Park prior to the 2011 Cape Cod League All-Star game.

Sophomore **Jon McGibbon** (Lindenhurst, NY) is a leading candidate to be the everyday starter at first base and has experience in right field. He batted .339 with one homer, 14 RBIs, and a .463 on-base percentage in 43 games (11 starts) in 2011, but his power numbers should increase in 2012. He was noted in 2011 for his ability as a pinch-hitter, as he was an incredible 10-for-17 (.588) in that situation and 14-for-27 (.519) off the bench. Clemson was also 10-1 in his 11 starts.

Sophomore **Steve Wilkerson** (Roswell, GA) is a talented middle infielder who will compete for the starting job at second base. He hopes to rebound from a tough freshman season, but he has the talent to do so in 2012. Clemson's first switch-hitter since Patrick Boyd (1998-01), Wilkerson played 42 games and made 12 starts at second base in 2011.



JUNIOR RICHIE SHAFFER, A 2012 PRESEASON ALL-AMERICAN BY PERFECT GAME, IS A CAREER .318 HITTER WITH 20 HOME RUNS. SHAFFER PARTICIPATED IN THE 2011 TD AMERITRADE COLLEGE HOME RUN DERBY IN OMAHA, NE (PICTURED), THEN WON THE 2011 CAPE COD LEAGUE HOME RUN DERBY AT FENWAY PARK.



2012 OUTLOOK

PITCHERS

#	Player	T	Cl.	ERA	W-L/S	IP
43	Patrick Andrews	R	Fr.	----	----	----
27	Kyle Bailey	L	Fr.	----	----	----
42	Clay Bates	R	*Fr.	----	----	----
19	Kevin Brady	R	*Jr.	3.86	2-0/0	23.1
36	Matt Campbell	R	So.	3.09	1-0/2	23.1
20	Scott Firth	R	Jr.	3.06	5-1/0	50.0
26	Brock Goodling	R	Fr.	----	----	----
23	Daniel Gossett	R	Fr.	----	----	----
29	David Haselden	R	Sr.	2.23	6-1/3	76.2
15	Mike Kent	R	*So.	54.00	0-0/0	0.1
46	Trevor Kieboom	R	Fr.	----	----	----
6	Dominic Leone	R	Jr.	3.70	6-2/0	65.2
28	Jonathan Meyer	R	Jr.	3.31	5-2/1	68.0
51	Joseph Moorefield	L	*Jr.	5.28	2-1/0	15.1
21	Kevin Pohle	R	So.	1.93	5-2/0	32.2

* - spent one season as a red-shirt player; Note: Stats are from the 2011 season.

competitive pitcher who has a 9-4 record and 4.21 ERA in 37 appearances (22 starts) in his career. Like Brady, Leone suffered an early-season injury in 2011 that hampered his progress. After recovering from the injury, he was 6-2 with a 3.70 ERA and a team-high 72 strikeouts in 65.2 innings pitched in 2011. Leone earned a win in five straight starts from April to May and keyed Clemson's run late in the season.

Junior righthander **Jonathan Meyer** (San Diego, CA) has experience as both a starter and reliever in a Tiger uniform. In 2011, he moved into the weekend rotation in the second half of the season and excelled. He was 5-2 with a 3.31 ERA and .221 opponents' batting average in 23 appearances (seven starts) as a sophomore. He also had a 3.32 strikeout-to-walk ratio in 2011 and is the only returning Tiger who has pitched a complete game. Meyer, who has been most effective when keeping the ball down in the strikezone, will again compete for a weekend spot.

David Haselden (Spartanburg, SC), like Meyer, has a plethora of experience as both a starter and reliever. The senior righthander is one of the top control hurlers in Tiger history. In 54 appearances (seven starts) in his career, he has an 11-5 record, five saves, and a 3.26 ERA along with a 3.36 strikeout-to-walk ratio and 1.86 walks-per-nine-innings-pitched mark. Those last two figures are sixth and second, respectively, in Tiger history. In 2011, the mechanical engineering major had a 6-1 record, three saves, and a 2.23 ERA

in 25 appearances (four starts). His 2.23 ERA was fifth-best in the ACC and is best among returning ACC players in 2012, as the ACC's top four in ERA all signed professional contracts.

Junior righty **Scott Firth** (Buffalo Grove, IL) is a strong candidate for a weekend spot in the rotation. He has a 7-2 record and 3.27 ERA in 82.2 innings pitched in his career, and has even better numbers in ACC regular-season contests. Firth, who is the #72 player in the nation according to **College Baseball Daily**, had a 5-1 record and 3.06 ERA in 16 outings (seven starts) in 2011.

Sophomore righthander **Kevin Pohle** (Saint Louis, MO) was Clemson's top freshman pitcher in 2011, when he was a reliever and spot starter. He was a freshman All-American by NCBWA when he had a 5-2 record and a team-best 1.93 ERA in 17 appearances (three starts). Pohle, who will compete for a starting spot, did not allow a home run in 2011 thanks in large part to his downward movement on his pitches.

After a limited role in his first two seasons, junior lefthander **Joseph Moorefield** (Woodruff, SC) will be called upon to provide valuable innings in 2012 as one of only two lefthanders on the staff. The hard thrower was drafted in the 26th round by the Kansas City Royals in 2011 after pitching 20.0 combined innings in his first two seasons at Clemson.

Another hard-throwing pitcher is sophomore righty **Matt Campbell** (Alpharetta, GA), who will be counted on as one of the top pitchers out of the bullpen in 2011. He had a 1-0 record, two saves, a 3.09 ERA, and .154 opponents' batting average in 16 relief appearances as a freshman. Campbell will look to continue his effectiveness with two outs, where he held opponents to 0-for-25 in 2011.

Sophomore righthander **Mike Kent** (Springfield, VA), who will provide depth in the bullpen, received a medical red-shirt in 2011 after suffering a season-ending injury. He has a 1-1 record and .262 opponents' batting average in seven appearances (two starts) in his career.

Six freshmen will add to Clemson's already deep pitching staff. **Clay Bates** (Rock Hill, SC) red-shirted in 2011 after a standout career at Northwestern High School. Bates has won the Omaha Challenge competition among pitchers in both of his seasons at Clemson and will compete for innings out of the bullpen in 2012. **Kyle Bailey** (Southlake, TX) joins Moorefield as the only lefties on the staff after being an all-state pitcher at Carroll Senior High School.

Daniel Gossett (Lyman, SC) and **Brock Goodling** (Mount Union, PA) are two freshman righties who have the ability to be a factor in 2012. Gossett was the #127 player in the nation by **Perfect Game** out of James F. Byrnes High



JUNIOR JONATHAN MEYER HAD A 3.32 STRIKEOUT-TO-WALK RATIO IN 68.0 INNINGS PITCHED IN 2011.

School and was drafted in the 16th round by the Boston Red Sox. Goodling was the #337 player in the nation by **Perfect Game** and was a two-time all-state selection at Mount Union High School.

Two other freshman righthanders will compete for innings out of the bullpen in 2012. **Patrick Andrews** (Hilton Head Island, SC) was the #153 player in the nation by **Perfect Game** after being named SCISA Player-of-the-Year as a senior at Hilton Head Prep School. **Trevor Kieboom** (Marietta, GA), brother of Clemson junior catcher Spencer Kieboom, lettered three times at Walton High School and has the ability to play in the infield in 2012.

2012 PRESEASON POLLS

Baseball America

Rk	School	2011 W-L	*Rk
1.	Florida	53-19	2
2.	Stanford	35-22	13
3.	South Carolina	55-14	1
4.	Arkansas	40-22	24
5.	Arizona	39-21	---
6.	Rice	42-21	15
7.	Texas A&M	47-22	7
8.	Louisiana State	36-20	---
9.	North Carolina	51-16	5
10.	Vanderbilt	54-12	4
11.	Georgia	33-32	---
12.	Georgia Tech	42-21	20
13.	Texas	49-19	6
14.	UCLA	35-24	22
15.	TCU	43-19	19
16.	Clemson	43-20	21
17.	Arizona State	43-18	9
18.	Miami (FL)	38-23	23
19.	Oklahoma	41-19	---
20.	Florida State	46-19	8
21.	Central Florida	39-23	---
22.	Mississippi	30-25	---
23.	Oregon State	41-19	10
24.	Louisville	32-29	---
25.	Cal State Fullerton	41-17	14

* - final ranking of 2011

Collegiate Baseball

Rk	School	2011 W-L	Pts	*Rk
1.	Florida	53-19	497	2
2.	South Carolina	55-14	494	1
3.	Stanford	35-22	490	---
4.	North Carolina	51-16	488	5
5.	Texas	49-19	485	7
6.	Texas A&M	47-22	484	8
7.	Rice	42-21	482	24
8.	Arkansas	40-22	479	---
9.	Georgia Tech	42-21	476	19
10.	TCU	43-19	474	17
11.	Saint John's	36-22	470	---
12.	Louisiana State	36-20	468	---
13.	Florida State	46-19	465	9
14.	Miami (FL)	38-23	464	22
15.	Louisville	32-29	460	---
16.	Oklahoma	41-19	458	---
17.	Arizona State	43-18	457	11
18.	Georgia	33-32	455	---
19.	UCLA	35-24	454	20
20.	Arizona	39-21	452	25
21.	Cal State Fullerton	41-17	449	18
22.	California	38-23	447	6
23.	Vanderbilt	54-12	445	4
24.	Oregon State	41-19	443	10
25.	Clemson	43-20	437	21

* - final ranking of 2011

Sports Weekly

Rk	School	2011 W-L	Pts	*Rk
1.	Florida (17)	53-19	759	2
2.	South Carolina (12)	55-14	740	1
3.	Stanford (1)	35-22	646	13
4.	North Carolina	51-16	644	5
5.	Texas	49-19	629	7
6.	Texas A&M (1)	47-22	608	6
7.	Rice	42-21	533	21
8.	Arkansas	40-22	470	23
9.	Florida State	46-19	469	9
10.	Georgia Tech	42-21	453	20
11.	TCU	43-19	420	19
12.	Vanderbilt	54-12	343	3
13.	Miami (FL)	38-23	338	24
14.	Louisiana State	36-20	333	---
15.	Oklahoma	41-19	281	---
16.	Cal State Fullerton	41-17	244	17
17.	Virginia	56-12	218	4
18.	UCLA	35-24	217	22
19.	Oregon State	41-19	214	11
20.	Arizona	39-21	210	25
21.	Saint John's	36-22	207	---
22.	California	38-23	181	8
23.	Clemson	43-20	180	16
24.	Louisville	32-29	176	---
25.	Georgia	33-32	151	---

* - final ranking of 2011

GLOSSARY

Adkins, Rusty

Former Clemson great and infielder Rusty Adkins had his jersey retired and was inducted into the Clemson Baseball Ring of Honor during ceremonies prior to the Florida State game on April 24, 1998. Adkins is the only three-time All-American in Tiger baseball history, as he wore #3 from 1965-67.

Adkins hit safely in 41 consecutive games over two seasons, still tied for the sixth-longest streak in NCAA history and longest in Tiger history. He had to go to his last at-bat to get a hit just three times. In 23 of the games, he had at least two hits. He was 74-for-169 (.438) during the streak that lasted from April 10, 1965 to May 17, 1966.

The versatile player of the wooden-bat era hit .444 as a sophomore, a record that lasted until 2002, when National Player-of-the-Year Khalil Greene hit .470. Adkins hit .379 in his career, an ACC record for the wooden-bat era. He earned his degree from Clemson in industrial management in 1967 and later earned a master's degree from the Clemson-Furman MBA program in 1972. He is also a member of the state of South Carolina Athletic Hall of Fame.

In 2002, he was named to the ACC's 50-Year Anniversary team, the second-oldest Clemson athlete in any sport selected. Citing his age is a compliment to Adkins, as it shows how his accomplishments have stood the test of time.

All-Time NCAA Division I Hitting Streaks

Rk	Player	School	Year(s)	HS
1.	Robin Ventura	Oklahoma State	1987	58
2.	Garrett Wittels	Florida International	2010	56
3.	Phil Stephenson	Wichita State	1981	47
4.	Roger Schmuck	Arizona State	1971	45
5.	Chuck Abbott	Austin Peay	1996	42
6.	Rusty Adkins	Clemson	1965,66	41
	Todd Nace	Southern Mississippi	1989,90	41
	Michael Campo	Penn State	2000	41
9.	Brandon Caraway	Houston	1998,99	40
	Shane Robinson	Florida State	2004,05	40

All-Star Game MVP

The most impressive performance in a professional league all-star game in any sport by a former Tiger athlete was achieved on July 8, 1958. Pitching in his then home stadium in Baltimore for the American League, former Tiger Billy O'Dell faced nine National League batters and retired all nine over the last three innings, helping the American League to a 4-3 win.

The list of players O'Dell retired included five future Hall of Fame players, Willie Mays, Stan Musial, Hank Aaron, Ernie Banks, and Bill Mazeroski. He struck out two and allowed just one ball hit out of the infield. While the official history of Major League Baseball does not recognize an All-Star Game MVP until 1962, O'Dell was presented an MVP trophy that was sponsored by a local newspaper.

O'Dell pitched 13 years in the Majors between 1954-67. His best year was in 1962 when he had a 19-14 record, 195 strikeouts, and pitched 20 complete games for the San Francisco Giants. Only Warren Spahn had more complete games among National League hurlers. O'Dell was also fifth in the National League in strikeouts. Three of the four pitchers ahead of him were Sandy Koufax, Don Drysdale, and Bob Gibson.

O'Dell started game-one of the 1962 World Series against the Yankees and Whitey Ford. He lost that game, but he did record a save in game-four.

Batters Retired By O'Dell in the 1958 All-Star Game

Player	Play
Johnny Logan	L-9
Willie Mays	6-3
Lee Walls	4-3
Stan Musial	6-3
Hank Aaron	6-3
Ernie Banks	K
Frank Thomas	P-2
Bill Mazeroski	K
Del Crandall	P-4

Attendance

Clemson has been outstanding at Doug Kingsmore Stadium in terms of its record. Since it opened in 1970, the Tigers are 337-87 in ACC regular-season games, a 79.5 winning percentage, and 1023-250 overall, an 80.4 winning percentage. That is 1,273 games played at Doug Kingsmore Stadium entering 2012.

In Jack Leggett's head-coaching career, the Tigers have accumulated a 520-132 (.798) overall record and 177-58 (.753) record against the ACC in the friendly confines the last 18 seasons.

That success can be attributed in part to the tremendous fan support from Tiger faithful. Clemson has finished each of the last 18 years in the top 20 in the nation in average attendance. That includes top-10 finishes each of the last 10 seasons. Clemson was #9 in the nation in 2011 with an average of 4,393 fans for its 36 home dates.

The Tiger single-game attendance record was set on Sunday, March 7, 2004 against #5 South Carolina. The attendance on that afternoon was 6,480.



To order season tickets, which includes a reserved seat with the season ticketholder's name on the seat and the right to reserve the seat if the Tigers host an NCAA Regional, call 1-800-CLEMSON.

Bagley, Sack

Sack Bagley has been a part of Clemson's baseball program since the early 1960s. He was a student when he tried out for the team and then was a student manager under legendary Head Coach Bill Wilhelm.

When Wilhelm needed a freshman coach in 1966, he turned to Bagley, who had learned much about the game sitting in the dugout performing his managerial duties. In those days, Wilhelm was the only baseball coach and served as intramural program director. He had to wear many hats, but it also allowed Bagley to perform many duties, duties that would be done by a full-time assistant coach today.

Bagley coached the Clemson freshmen in 1966. Many of the players on his freshman team went on to play for the Tigers' 1967 ACC



Championship team that posted a 29-9 record and #7 final national ranking. The highlight of that 1966 freshman season was two victories over Georgia Tech, including a 7-0 win to close the season.

Bagley, who was the head football coach at nearby Pendleton High School, now works every Tiger home game serving as the official scorer, a duty that was held by longtime friend and colleague Bob Bradley, and travels to most road games.

Bradley Award

For the 12th year in a row, the Tiger MVP of the Clemson-South Carolina series will receive the Bob Bradley Award. South Carolina's top player is presented the Tom Price Award. The presentation is made after the final regular-season game between the two rivals.

Both Bradley and Price had a tremendous positive influence on the baseball programs at Clemson and South Carolina as the school's sports information directors. Bradley passed away on October 30, 2000. He served as the Tigers' baseball SID for 45 years and still served as Clemson's official scorer for most of the 2000 season. He also was inducted into Clemson's prestigious Ring of Honor in 2005. Price passed away on February 1, 2008 at the age of 81 after 45 years of service to the Gamecock program.

The 2011 Bob Bradley Award winner was catcher Spencer Kieboom. He was 4-for-10 (.400) with two walks in three starts.

Bob Bradley & Tom Price Award Winners

Year	Bob Bradley Award	Tom Price Award
2001	Jeff Baker, 3B	Drew Meyer, SS
2002	Michael Johnson, 1B	Yaron Peters, 1B
2003	Michael Johnson, 1B	Aaron Rawl, RHP
2004	Herman Demmink, 2B	Steve Pearce, 3B
2005	Tyler Colvin, OF	Steve Pearce, 3B
2006	Daniel Moskos, LHP	Neil Giesler, 1B
2007	Wilson Boyd, OF	Justin Smoak, 1B
2008	Wilson Boyd, OF	Nick Godwin, RHP
2009	Kyle Parker, OF	DeAngelo Mack, OF
2010	Chris Epps, OF	Jackie Bradley, Jr., OF
2011	Spencer Kieboom, C	Jake Williams, DH

Bush, George


Not the 43rd United States President, but the 41st President played baseball against Clemson. During the 1947 NCAA Tournament, the Tigers traveled to Yale for an Elite Eight game against the Bulldogs and first-baseman George Bush. Bush went 1-for-4 that day in helping Yale to a 7-3 victory, allowing the Bulldogs to advance to the College World Series (then only four teams). It ended Clemson's Southern Conference Championship season at 24-5. Years later when he came to Clemson to speak, Sports Information Director Bob Bradley presented Bush with a laminated and framed copy of the scorebook from that game.

Cannon, Danny

A popular Clemson baseball tradition that began in the late 1990s was the singing of "Take Me Out to the Ballgame" during the "Seventh-Inning Stretch." The singer of this popular baseball tune is Danny Cannon, Clemson's version of Harry Caray.

Cannon is a fan-favorite who works in many capacities at Clemson. By day, he is an assistant manager for day-to-day operations in the Tigers' athletic facilities, a job he has held for 19 years. He lends a helping hand in whatever needs to be done.

After the 57-year-old, die-hard Tiger fan preps the stadium for gameday, he boisterously cheers on Clemson from his perch above the first-base dugout during the game. However, his highlight of



GLOSSARY



FORMER TIGER LEFTHANDER TOMMY CHAPMAN (1963-65) GAVE \$1 MILLION TO BUILD THE THOMAS F. CHAPMAN GRANDSTANDS, ADDING 1,000 PERMANENT SEATS TO DOUG KINGSMORE STADIUM.

each game is when he grabs the mic and gives it his all for his unique rendition of "Take Me Out to the Ballgame."

Cannon, who is retired from the Army after driving tanks among other duties for 20 years, then resumes his cleanup role after each game. He stays long after each Tiger fan has gone home to ensure that Doug Kingsmore Stadium is ready for Clemson's next home game.

Chapman, Tommy

Atlanta resident Thomas F. Chapman, retired chairman and CEO of Equifax, Inc., gave Clemson University \$2 million to form a leadership program in the College of Business & Behavioral Science and to expand and enhance Doug Kingsmore Stadium.

One-million dollars of the gift supports the Thomas F. Chapman Leadership Scholars Program and \$1 million was used to build the Thomas F. Chapman Grandstands, adding 1,000 seats to Clemson's baseball stadium.

As a student-athlete, Chapman received an IPTAY scholarship that funded his Clemson education. "I believe in paying back what is given to you," he said. "My athletic scholarship provided me an outstanding college experience and a future career in professional baseball upon graduation, as well as a quality education."

Chapman graduated from Clemson with an economics degree in 1965. While at Clemson, he was a two-time All-ACC pitcher, including a first-team selection in 1965 when he led the ACC in strikeouts (100). In his three years in a Tiger uniform, he had a 12-7 record and 3.12 ERA.

Upon graduation, he became the first Tiger to be selected in the Major League draft when he was taken by the Philadelphia Phillies in 1965. He played professional baseball until April of 1968, when he was called to active military service.

Additional seating at Doug Kingsmore Stadium was the top need for students and season ticketholders. The Thomas F. Chapman Grandstands, completed prior to the 2010 season, has added 500 seats for students. An additional 500 grandstand seats are available for season ticketholders.

Coaching Consistency

One element that a Clemson baseball player can depend on when he comes to Tigertown is consistency in coaching and winning. Clemson has had just two head coaches since the 1958 season. Bill Wilhelm guided the Tigers for 36 years (1958-93) and Jack Leggett, who had been the head coach at Western Carolina and an assistant under Wilhelm for the two years prior to his retirement, has been at Clemson as head coach for the past 18 years. That is 54 consecutive non-losing seasons for the Tiger program.

A look to the NCAA recordbook shows that Leggett is 15th in wins in NCAA Division I history with 1,189, while Wilhelm is tied for 18th with 1,161. Gene Stephenson, who is still active as the head coach at Wichita State, has 1,763 wins in his 34 years, all with the Shockers.

Conference

Clemson is a member of the Atlantic Coast Conference. The Tigers were charter members of the league, which started in the 1953-54 academic year. Prior to that year, Clemson was in the Southern Conference from 1921-53. Clemson was in the Southern Intercollegiate Athletic Association before then and has been a charter member of every conference with which it has been affiliated.

Clemson has won the ACC regular-season title 21 times in 58 years, more than any other school. The Tigers have also won nine

tourney titles, more than any other school, and have been to the finals 21 times, also a league-high. Overall, Clemson has been the declared ACC Champion 14 times, again more than any other school.

Competition in the ACC took a step up in 2005, when Miami (FL) and Virginia Tech were added to the conference. Then in 2006, Boston College joined the league as the 12th member. ACC members still play 30 conference games, meaning each team will not play one other team during the regular season. The Tigers will not face Virginia Tech in 2012.

Ezell, Doc

Doc Ezell threw the first no-hitter in Clemson history when he no-hit Erskine on April 15, 1913. The game was played on Bowman Field, the field in front of Tillman Hall. He faced just 28 batters and struck out 12. Not only did he throw a no-hitter, he also hit a home run in the seventh inning. He is the only Tiger to throw a no-hitter and hit a home run in the same game.

One of the odd facts in Tiger history involves Erskine. Clemson's first no-hitter was thrown against the Flying Fleet and the first no-hitter against Clemson was thrown by Erskine.

Guyon, Joe

Joe Guyon was a Native American who attended Carlisle Indian School (1912-13) and was a teammate of the great Jim Thorpe. Guyon also played two years on the gridiron under Head Coach John Heisman at Georgia Tech and played on the 1917 National Championship team.

Guyon had the distinction of playing both professional football and baseball, and he was also named to the National Football Foundation Hall of Fame and the NFL Hall of Fame. An injury in baseball ended his playing career. From 1928-31, Guyon was Clemson's head baseball coach. He had a 42-36-3 (.537) record in four seasons in Tigertown.

Heisman, John

The man whose name is most recognized with college football holds a unique distinction at Clemson. Many people know that he was the head football coach for four seasons at Clemson, posting a 19-3-1 (.848) record, still the best winning percentage in Tiger history.

But he also served as the head baseball coach at Clemson between the 1901-03 seasons. Heisman, who was Clemson's second baseball coach, had a record of 28-6-1 (.814). It still holds today as the best winning percentage in Tiger history. Thus, he has the winning-percentage record in both baseball and football at Clemson.

In late 1903, Georgia Tech, who had suffered a 73-0 loss to Heisman's gridders that same season, offered the young coach \$2,250 plus 30 percent of the net gate to coach football. Unfortunately for Clemson, he accepted.

Howard, Frank

Frank Howard is synonymous with Clemson football. But most people do not know that Howard was Clemson's baseball coach in 1943 and did quite well. He led the Tigers to a 12-3 record. The 80.0 winning percentage is one of the highest by any coach in Clemson baseball history.

The native of Barlow Bend, AL won 165 football games in 30 seasons at Clemson and was inducted into the College Football Hall of Fame in 1989. He served Clemson for 65 years, including as the track coach from 1931-39 and athletic director from 1940-71, all the while being the school's best-known ambassador.

Howard died at the age of 86 on January 26, 1996. His ability to "bring the house down" when he spoke with his homespun oratory will forever be remembered by players, coaches, sportswriters, and fans alike.

IPTAY

IPTAY, started in 1934, originally standing for "I Pay Ten a Year", has a mission of supporting student-athletes of Clemson University. While the contribution levels have changed, the mission of IPTAY is still the same. Nearly 15,000 donors made annual contributions in excess of \$18 million during the 2011 fundraising year to help meet the goals of Tiger athletics. These funds have a primary purpose of funding student-athlete scholarships for all varsity sports at the highest amounts allowed by the NCAA. IPTAY funds, along with leadership gifts from individual donors, have been instrumental in bringing facility projects, such as the Thomas F. Chapman Grandstands at Doug Kingsmore Stadium, to fruition.

Call (864) 656-2115 to reach the IPTAY office, located at the northwest corner of Memorial Stadium.

Legend of Clemson Baseball

For 36 seasons (1958-93), Bill Wilhelm led the Tiger program to 1,161 wins, making him the fifth-winningest coach in Division I history at the time of his retirement. But perhaps the most amazing stat of all is that Wilhelm never had a losing season.

Wilhelm's coaching career spanned nine United States Presidents, from Dwight Eisenhower to Bill Clinton. He coached 100 players who signed professional contracts, 20 All-Americans, and 88 First-Team All-ACC players.

Wilhelm coached Clemson teams to six College World Series and 11 ACC titles. No other ACC baseball coach has more than five ACC titles.


Wilhelm passed away at the age of 81 on December 24, 2010 in Seneca, SC after a lengthy illness. Up until his passing, he still came to most of the home games. Believe us, there was nothing like watching a baseball game with Wilhelm. It was like going to Fenway Park or Wrigley Field.

For his remarkable career achievements, Wilhelm was inducted into the National College Baseball Hall of Fame in 2011. He became the first person associated with Clemson to be inducted into the Hall of Fame in Lubbock, TX, which inducted its first class in 2006.

For more on the career of the legendary coach, see page 140.

Major League Streak

Clemson has had at least one former player appear in a Major League game for 52 consecutive seasons from 1960-11. That is the ninth-longest streak in the nation. Southern California holds the current record with 73 years (1939-11) in a row with at least one Major Leaguer.



IN 2011, LEFTHANDER TONY SIPP (2004) AND FOUR OTHER FORMER TIGERS KEPT CLEMSON'S 52-YEAR STREAK ALIVE OF HAVING AT LEAST ONE MAJOR LEAGUER.



OVERVIEW

COACHES

PLAYERS

OPPONENTS


REVIEW

TRADITIONS

RECORDS



GLOSSARY



EVERY FOUR-YEAR TIGER UNDER HEAD COACH JACK LEGGETT (1994-11) HAS MADE AT LEAST ONE TRIP TO THE COLLEGE WORLD SERIES.

Omaha Streak

With Clemson's appearance in the 2010 College World Series, the Tigers' streak of going no more than three years in a row without a CWS appearance continued. That means that every Tiger since the freshman class of 1988 who has been in the program and been on the postseason roster for four consecutive years has made at least one trip to Omaha. The last time the Tigers went four straight years without a trip to Omaha was 1987-90. Therefore, every four-year Tiger under Head Coach Jack Leggett has been to Omaha at least once.

Only three other schools have current streaks as long as the Tigers. Miami (FL) has not gone more than three years in a row without making it to Omaha since 1970-73, while Cal State Fullerton (1971-74) and Louisiana State (1982-85) also have streaks longer than the Tigers'.

Raleigh, NC

This ACC city has been the site of two of Clemson's most bizarre wins and one of the best individual performances in history. On April 7, 1979, Clemson scored 18 runs in the top of the ninth inning and defeated N.C. State 41-9. The 41 runs remain the most runs scored by one team in a game in ACC history.

Tiger Hall of Famer Neil Simons led the attack with three homers and a school-record-tying 10 RBIs. He hit a grand slam in the 18-run ninth inning. Robert Bonnette and Tony Masone each had five hits to pace the 27-hit attack. Every Tiger in the batting order had at least one hit, one run, and one RBI. In fact, eight had at least three runs and seven had at least three RBIs.

Sixteen years and one week later (April 14, 1995), Clemson scored 11 runs in the top of the ninth inning and went on to a 17-15 win at N.C. State in extra innings. It is the greatest deficit overcome to gain victory in Tiger history. Clemson trailed 15-4 entering the top of the ninth inning, then scored the 11 runs to tie the score, even after the leadoff batter was retired. Clemson scored two runs in the 10th inning to gain victory. Future Major Leaguers Shane Monahan (three-run homer) and Matthew LeCroy (four RBIs) provided the big hits in the ninth inning. Another future Major Leaguer, Scott Winchester, earned the victory.

Then 10 years and nine days later (April 23, 2005), freshman second-baseman Taylor Harbin had one of the best games by a Tiger in history. Against the Wolfpack in Raleigh, he went 5-for-5 with three home runs, eight RBIs, and five runs to lead the Tigers to a 16-9 victory. The three home runs came on consecutive pitches over three at-bats. Harbin became the fifth Tiger to hit three homers in an ACC game. Three of Clemson's six occurrences have taken place at N.C. State's Doak Field.

Harbin added a triple and single, as he only lacked a double for the cycle. Ironically, he led the ACC in doubles in 2005. The three homers tied a school record held by many, while his 16 total bases broke the Tiger record of 15 that was established by Dick Hendley in 1951.

Regional Hosts

The 2011 season marked the 13th time in history that Clemson hosted an NCAA Regional at Doug Kingsmore Stadium. The Tigers have a 43-11 record in NCAA Tournament games at home, including 38 wins in the last 45 games. One of the losses during that span came

to Southern California, who defeated the Tigers 8-5 on May 23, 1998. That Trojan team went on to win the national title.

The Tigers, who have hosted four NCAA Super Regionals, first hosted an NCAA Regional in 1980. The Tigers swept through three games that year, including a 17-12 win over rival South Carolina that clinched Clemson's trip to Omaha.

The Tigers have celebrated a trip to Omaha by winning a regional or super regional on their home field seven times, including each of the last six times they have advanced to the College World Series.

Clemson has played host to a regional or super regional in 12 of the 18 years Jack Leggett has been head coach. The Tigers have a 40-9 NCAA Tournament record at home under Leggett. The 1994, 1998, and 2011 seasons are the only years Clemson failed to advance from a regional or super regional played at home under Leggett.

Clemson played an NCAA Tournament "play-in" game at the end of the 1954 season, but the official NCAA recordbook does not consider that to be an NCAA Tournament game. That year, Clemson lost to Virginia Tech 11-10 in a game at Clemson, then traveled to Blacksburg two days later and lost 7-1.

Clemson's Home NCAA Tournaments Under Jack Leggett (40-9)

Year	Teams	NCAA Tournament	W-L	Attendance
1994	6	Regional	2-2	20,708
1995	6	Regional	4-0	25,600
1996	6	Regional	4-0	20,797
1998	6	Regional	1-2	19,022
2000	4	Regional	3-0	15,770
	2	Super Regional	2-0	12,700
2001	4	Regional	3-0	16,256
2002	4	Regional	3-0	18,435
	2	Super Regional	2-1	15,953
2005	4	Regional	3-0	21,485
2006	4	Regional	3-0	26,287
	2	Super Regional	2-0	11,234
2009	4	Regional	4-1	30,073
2010	2	Super Regional	2-1	17,620
2011	4	Regional	2-2	28,123

Scoring in Every Inning

One of the most difficult team accomplishments in baseball is to score at least one run in every inning. It has happened just six times in Tiger history. Only once was Clemson the visiting team in a nine-inning game so that it scored in nine different innings.

The first time it happened was at Clemson on May 16, 1950, when the Tigers beat South Carolina 18-9 in a nine-inning game. Clemson actually scored five runs in the second, one run in the fourth, and exactly two runs in the other six innings. The Tigers accomplished the feat in a 26-0 win over South Carolina in 1960 at Clemson and in a 15-4 victory over Buffalo in 1969 at Clemson. Both of those games were seven-inning contests.

The only time Clemson accomplished the feat over nine innings in a road game took place on March 19, 1974 in a 24-2 win at Florida. That was an odd linescore, as Clemson scored seven runs in the fifth inning, 10 runs in the seventh inning, and exactly one run in the other seven innings.

Clemson again accomplished the feat at Duke on April 9, 1988 in a 10-3 win in seven innings. The last time the Tigers scored in every inning was against Davidson on May 17, 2011 in Clemson's 19-0 win. However, that contest will be remembered more for the rain-delay antics of the two teams, which became a YouTube sensation.

Scoring in Every Inning

Date	Opponent	Inn.	W-L	Score
5-15-1950	South Carolina	9	W	18-9
4-25-1960	South Carolina	7	W	26-0
3-29-1969	Buffalo	7	W	15-4
3-19-1974	at Florida	9	W	24-2
4-9-1988	at Duke	7	W	10-3
5-17-2011	Davidson	9	W	19-0

Note: Home games in bold.


Two-Sport Tigers Under Jack Leggett

Most Tiger fans are aware of Kyle Parker's prowess in two sports at Clemson. On the diamond, Parker was a First-Team All-ACC player in 2008 when he should have been a senior in high school. He also reached 25 career home runs in 103 games, quicker than any other Tiger in history. As a red-shirt freshman on the gridiron in 2009, he quarterbacked Clemson to nine wins and was a second-team freshman All-American thanks to passing for 2,526 yards and 20 touchdowns.

He then accomplished his most remarkable accomplishment during the 2010 baseball season when he slugged 20 home runs, becoming the first Division I athlete in history to total 20 passing touchdowns and 20 homers in the same academic year.

But Parker is not the only Tiger baseball player who has experienced success in two sports during Head Coach Jack Leggett's tenure (1994-11). Two have been placekickers, ironically the same position that Leggett played during his two-sport days at Maine. Matt Padgett (1996-98) was a career .318 hitter with 28 homers and 137 RBIs in 167 games, and he was also Clemson's starting placekicker in 1996. Jeff Sauve (1992-95) was a standout reliever who had an 18-7 record and 4.09 ERA in 204.2 innings pitched in his career. He was also the starting placekicker in 1995 when he was 15-20 on field goals.

Dexter McCleon (1993,94), Andre Humphrey (1994), Joe Don Reames (1999), and C.J. Gaddis (2004) and are four more Tigers who donned two different uniforms. McCleon played 90 games over two baseball seasons and helped quarterback the Tigers to a nine-win campaign in 1993 before eventually playing in the NFL as a cornerback. In his 10 years (148 games) in the NFL, McCleon totaled 31 interceptions.



IN CLEMSON'S 19-0 WIN OVER DAVIDSON ON MAY 17, 2011, THE TIGERS SCORED IN EVERY INNING FOR THE FIRST TIME SINCE 1988. HOWEVER, THAT GAME WILL BE REMEMBERED MORE FOR THE RAIN-DELAY ANTICS THE TWO TEAMS PERFORMED, WHICH BECAME A YOUTUBE SENSATION.

GLOSSARY

Uniform Uniqueness

Under legendary Head Coach Bill Wilhelm and up to today, Clemson has had a uniform uniqueness. The first aspect of the uniform stressed by Wilhelm was the word itself (uniform), which means "the same." Wilhelm wanted all of his players to look consistent and not have different pant lengths, different colored undershirts, etc. So he, with the help of some ideas from players and coaches, came up with "uniform" aspects that have stuck.

Wilhelm came up with the idea of wearing white shoes from Joe Lutz, who was the coach at Southern Illinois in the 1960s. Lutz was also the first to have female bat girls. Wilhelm liked those ideas, and the two have been with the Tiger program ever since.

But perhaps the most synonymous part of Tiger baseball is the long pants. Clemson was one of the first schools to wear non-wool uniforms. The Tigers wore nylon uniforms starting in 1968. This and having the long pants was done from the advice of a former Major Leaguer's (Rick Rickard's) father, who was a doctor. Wilhelm read an article by Dr. Rickardt explaining how there was so much pressure being put around the upper portion of the lower leg due to wrapping rubber bands to keep players' socks from falling and having the elastic around the bottom of the pant legs.

A few years later, Bill Foley, a Tiger catcher in the mid-1970s, had just returned from a tournament in Japan. He had received a pair of long pants from Rawlings and wore them to practice one day before the 1976 season. Foley liked the nylon stretched pants and Wilhelm followed suit. Wilhelm liked how the pants did not have a zipper and how they were custom-made. He also liked that players could wear low socks and how that saved time and money from using the customary sanitary socks. Wilhelm decided to experiment with the long pants in 1978.


The jerseys were unique as well, because they did not tuck in. They were designed by Wilhelm to be worn outside and over the pants. They had a two-inch elastic band at the bottom. Wilhelm wanted to eliminate belts and did not want players to have to undo belts and tuck them in, especially after head-first slides.

Since then, Clemson has had a tradition of wearing white pants for all games, home and away, much to the chagrin of equipment managers.

Winningest Division I Programs

Clemson has the second-most wins among current ACC teams and is ninth in NCAA Division I history with 2,566 according to the 2012 NCAA recordbook. Clemson enters its 115th season with a 2566-1416-30 record (.643). Florida State is eighth with 2,568 wins, North Carolina is 11th with 2,530 wins, and Miami (FL) is 24th with 2,319 victories.

You can stump some people with the answer to the question, "Who is the all-time leader?" The answer is the team Clemson beat in one of the longest NCAA Tourney games in history, a 3-2 win over Fordham that took 19 innings to complete in the 1988 NCAA Northeast Regional at New Britain, CT. The Rams, who have been playing college baseball for 151 years, have an all-time record of 4298-2130-48.



THE LATE BILL WILHELM (1958-93) AND CURRENT HEAD COACH JACK LEGGETT (1994-11) HAVE COMBINED FOR 1973 OF CLEMSON'S 2,566 ALL-TIME VICTORIES. CLEMSON IS THE NINTH-WINNINGEST PROGRAM IN NCAA DIVISION I HISTORY.

Winningest Division I Programs

Rk	School	Years	W	L	T	Win %
1.	Fordham	151	4298	2130	48	.667
2.	Texas	115	3246	1133	31	.740
3.	Southern California	117	2698	1482	28	.644
4.	Michigan	138	2681	1528	36	.636
5.	Stanford	118	2655	1674	35	.612
6.	Arizona State	100	2636	1269	7	.675
7.	Arizona	106	2573	1370	23	.652
8.	Florida State	64	2568	949	11	.729
9.	Clemson	114	2566	1416	30	.643
10.	Washington State	116	2536	1561	6	.619
11.	North Carolina	122	2530	1515	37	.624
12.	Harvard	144	2412	1616	35	.598
13.	Minnesota	123	2406	1463	25	.621
14.	Alabama	118	2403	1429	23	.626
15.	Texas A&M	109	2402	1357	42	.637
16.	California	120	2399	1791	21	.572
17.	Fresno State	83	2378	1370	8	.634
	Illinois	132	2378	1541	38	.606
19.	Mississippi State	122	2369	1394	27	.629
20.	Oklahoma State	100	2354	1184	4	.665
21.	Ohio State	128	2352	1522	40	.606
22.	Oklahoma	106	2327	1339	11	.634
23.	South Carolina	119	2320	1405	17	.622
24.	Miami (FL)	67	2319	933	18	.712
25.	Notre Dame	119	2293	1392	21	.622

Wins Over Top-Ranked Teams

Clemson has defeated the #1 team in the nation in baseball 12 times, more than any other sport on the Tiger landscape. That list of 12 wins includes four over Miami (FL), more than any other opponent. Amazingly, none of the 12 wins took place at Clemson.

Clemson gained its 12th win over a top-ranked team in 2010 when the Tigers defeated an Arizona State team that was ranked #1 according to *Collegiate Baseball* and *Sports Weekly*. It was actually the second win over a top-ranked team by the Tigers in 2010.

Clemson's first wins in history over the #1 team in the nation in any sport took place at Miami in an NCAA Tournament game in 1977 on consecutive days. The Tigers downed the top-ranked Hurricanes on May 21 and May 22 of 1977 to advance to the College World Series.

The Tigers also beat a top-ranked Hurricane team in 1986 in consecutive regular-season games at Greenville (SC) Municipal Stadium. The Tigers downed the Hurricanes 7-4 and 9-5, wins many believed would get Clemson into the then 40-team field. But the 42-21 Tigers were denied.

The baseball program has 12 of the Clemson sports program's 26 all-time wins over top-ranked teams. The men's soccer team is second (6).

One of the more unusual circumstances surrounding the nation's #1 team took place in 1994. In what is believed to be the only time two top-ranked teams faced each other, Clemson beat Georgia Tech twice in three games at Atlanta, GA. Clemson entered that series ranked

#1 by *Collegiate Baseball* and *Sports Weekly*, while Georgia Tech entered the series #1 by *Baseball America*. That was Jack Leggett's first year as Tiger head coach.

Clemson Baseball Wins Over Top-Ranked Teams

Date	Opponent	Site	Score
5-21-77	Miami (FL)	Coral Gables, FL	7-2
5-22-77	Miami (FL)	Coral Gables, FL	10-9
5-10-86	Miami (FL)	Greenville, SC	7-4
5-11-86	Miami (FL)	Greenville, SC	9-5
5-17-93	Georgia Tech	Greenville, SC	9-8
5-13-94	Georgia Tech	Atlanta, GA	9-8
5-15-94	Georgia Tech	Atlanta, GA	7-4
6-4-96	Alabama	Omaha, NE	14-13
4-10-99	Florida State	Tallahassee, FL	8-4
4-5-06	South Carolina	Columbia, SC	3-2
3-27-10 ⁽¹⁾	Virginia	Charlottesville, VA	8-5
6-21-10	Arizona State	Omaha, NE	6-3

World Series Champions & All-Stars

Clemson has had four different former players win Major League World Series Championship rings. The first to do it was Flint Rhem, who was a member of the Saint Louis Cardinals, champions of 1926 and 1931. Rhem was a pitcher who had a 20-7 record during the 1926 season, the most wins by a National League pitcher that year.

Tim Teufel was a member of the New York Mets in the 1986 season, the year they defeated the Boston Red Sox to win the World Series Championship. He hit .247 in 93 games for the Mets that year. Teufel played 1,073 games in his Major League career.

Mark Davidson gave the Tigers a World Series Champion two years in a row when he played on the Minnesota team that won it all in 1987. Davidson played 102 games and hit .267 that season, his second year in the Majors.

Jimmy Key has had the most impressive World Series career of all the former Tigers. He played on the 1992 Blue Jays and the 1996 Yankees teams that won the World Series. He holds the distinction of being the only pitcher to gain the clinching victory in two different World Series in the 1990s. He was 2-0 in the 1992 World Series, winning game-four and game-six, the latter in relief. He was 3-1 with a 2.50 ERA during his World Series career.

Clemson has had two former players participate in the Major League All-Star game. Billy O'Dell, a star pitcher for Clemson in the 1950s, is the only former Tiger to earn MVP honors in the All-Star game. He earned the victory and pitched 3.0 scoreless innings in the 1958 game at Baltimore, MD. He was a member of the Orioles at the time, so that was quite a special afternoon. O'Dell also played in the 1959 All-Star game.

Key is the other former Tiger to play in an All-Star game. He was chosen four times, including 1985, his rookie year. He was also chosen in 1991, 1993, and 1994. He is third to Brian Dawkins and Michael Dean Perry in Clemson athletic history in terms of All-Star game selections at the professional level. Dawkins has been selected to the Pro Bowl nine times, while Perry played in six Pro Bowls.



FORMER TIGER CATCHER BILLY FOLEY (1975-77) IS A MAJOR REASON THE TIGERS HAVE THEIR UNIFORM UNIQUENESS THAT CARRIES ON TODAY.

HEAD COACH JACK LEGGETT

7



JACK LEGGETT

Head Coach
19th Season at Clemson
33rd Season Overall
Maine '76

Jack Leggett is no stranger to success. In 18 seasons, he has led Clemson to 812 victories (45.1 per season), 17 NCAA Tournament appearances, and six College World Series berths. Clemson is the sixth-winningest program in the nation during his time as head coach.

The enthusiastic mentor, who will turn 58 on March 5, has not built up that win total against easy competition. Of his 812 wins, 215 (26 percent) have come against teams ranked in the top 25 of at least one of the three major polls. He also has 114 wins over top-10 teams and 65 in NCAA Tournament competition.

The South Burlington, VT native has been with the program since 1992. He served as recruiting coordinator and assistant head coach under Bill Wilhelm (1992,93). He was a major contributor to two teams that were ranked in the final top

20 and reached the NCAA Regionals. The Tigers also won the ACC Tourney title in 1993.

The word "championship" is also in the lexicon of terms when summarizing Leggett's 18 years as head coach in Tigertown. In 1994, Clemson won the ACC regular-season title and went on to win the tournament title as well. In 1995, the Tigers repeated as ACC regular-season champions and won the NCAA East Regional title. The 1996 season brought Clemson another NCAA Regional title and a second consecutive berth to the College World Series. In

THE LEGGETT FILE

Full Name: Jackson Scott Leggett
Born: March 5, 1954 in Bangor, ME
Education: Bachelor's degree in physical education and minor in history at Maine (1976)...master's degree in teacher education at Vermont (1980).
Playing Experience: Four-year letterman (baseball) at Maine (1973-76)...three-year letterman (football) at Maine (1974-76).
Coaching Experience: Head coach at Vermont (1978-82)...head coach at Western Carolina (1983-91)...assistant head coach at Clemson (1992,93)...head coach at Clemson (1994-11).
Family: Son, Tanner (28), and daughter, Colby (26)...wife, Karen...Karen has three daughters, Kyla (30), Kristen (29), and Kacie (27), and a son, Kenny (23).

1999, Clemson won four games in two days to capture the Fayetteville (AR) Regional.

In 2006, the Tigers captured the Atlantic Division title with a 24-6 record and then won the ACC Tournament Championship. The Tigers also won regional titles in 2000, 2001, 2002, 2005, 2006, 2007, 2009, and 2010. Leggett guided Clemson to the College World Series in 2000, 2002, 2006, and 2010 as well.

Seven of the 18 years have seen the Tigers finish in the top 10 of all three major polls, and there has been at least one top-25 final ranking in 15 of the 18 seasons under Leggett.

For his accomplishments, he was named ACC Coach-of-the-Year

in his first two seasons (1994,95). He is one of a few coaches in ACC history, regardless of sport, to be named ACC Coach-of-the-Year in each of his first two seasons. He also earned the same honor in 2006 when Clemson won the ACC title.

His demeanor is one of aggressiveness and passion for the game. One can see Leggett sprinting to the third-base coaching box between innings and charging into the pregame huddle to get his players fired up. He expects the same intensity and has gotten that out of his players.

His Tigers have shown excellence in all areas of the game. His first year (1994) as head coach was truly remarkable. With just three starters returning in the field, Clemson was unranked in the preseason top 20, but it quickly reached the top 20 of every poll with a two-game sweep of #9 Tennessee. Those were the first two of 19 wins over top-25 teams.



The 1994 Tigers (57-18) won a record 13 straight ACC games to open the season and ended the year with a 20-4 league ledger. After two wins over Miami (FL) in April of 1994, Clemson ascended to the #1 ranking in the nation according to **Collegiate Baseball**. It was just the second #1 ranking in school history.

Leggett's Tigers won the 1994 ACC regular-season title, then they captured the ACC Tournament title by winning four games against top-20 teams. It was just the fifth time in school history that the Tigers won the regular-season and ACC Tourney titles in one year. As a result, Clemson was rewarded as a regional host for the first time in 13 years.

Clemson was eliminated in the NCAA Regional, but it still concluded 1994 as the nation's winningest team. The summer following that season, Leggett was chosen to the University of Maine Hall of Fame.

In 1995, his Tigers had a 54-14 record due in part to an offense that was in the top 10 in the nation in scoring (8.4 runs per game). The team also had six players who would go on to play in the Major Leagues. In 1996, the season ended with the Tiger pitching staff owning the best ERA (3.03) in the nation. With a record of 51-17, Clemson was fourth in the nation in wins.



JACK & KAREN LEGGETT WITH (FROM LEFT TO RIGHT) TANNER, COLBY, KENNY, KRISTEN, KACIE, AND KYLA.

JACK LEGGETT WAS PRESENTED A GAME BALL FROM BILL D'ANDREA AFTER HE WON HIS 1,162ND GAME IN 2011 TO PASS HIS PREDECESSOR, THE LATE BILL WILHELM.



HEAD COACH JACK LEGGETT

LEGGETT'S COACHING RECORD

Year	School	Position(s)	W-L	NCAA
1978	Vermont	HC	11-9	
1979	Vermont	HC	12-11	
1980	Vermont	HC	12-16	
1981	Vermont	HC	22-15	
1982	Vermont	HC	18-10	
1983	Western Carolina	HC	25-20	
1984	Western Carolina	HC	37-20	
1985*	Western Carolina	HC	37-35	Regional
1986*	Western Carolina	HC	33-28	Regional
1987*	Western Carolina	HC	36-20	Regional
1988*	Western Carolina	HC	38-24	Regional
1989*	Western Carolina	HC	23-31	Regional
1990	Western Carolina	HC	37-25	
1991	Western Carolina	HC	36-26	
1992	Clemson	AHC,RC	50-14	Regional
1993*	Clemson	AHC,RC	45-20	Regional
1994*	Clemson	HC	57-18	Regional
1995	Clemson	HC	54-14	CWS
1996	Clemson	HC	51-17	CWS
1997	Clemson	HC	41-23	Regional
1998	Clemson	HC	43-16	Regional
1999	Clemson	HC	42-27	Super Regional
2000	Clemson	HC	51-18	CWS
2001	Clemson	HC	41-22	Super Regional
2002	Clemson	HC	54-17	CWS
2003	Clemson	HC	39-22	Regional
2004	Clemson	HC	39-26	Regional
2005	Clemson	HC	43-23	Super Regional
2006*	Clemson	HC	53-16	CWS
2007	Clemson	HC	41-23	Super Regional
2008	Clemson	HC	31-27-1	
2009	Clemson	HC	44-22	Super Regional
2010	Clemson	HC	45-25	CWS
2011	Clemson	HC	43-20	Regional

* - conference champion

Seasons as a full-time NCAA coach:	34
Winning seasons:	32
NCAA Tournament appearances:	24
Record as an assistant coach:	95-34 (.736)
Record as a head coach:	1189-666-1 (.641)

Head Coaching Record By School

School	Seasons	Years	W-L	Win %
Vermont	5	1978-82	75-61	.551
Western Carolina	9	1983-91	302-229	.569
Clemson	18	1994-11	812-376-1	.683
Totals	32	1978-91,94-11	1189-666-1	.641

Clemson Head Coaching Record

Year	Overall	ACC	Finish	NCAA
1994^	57-18	20-4	1st	Regional
1995	54-14	20-4	1st	CWS
1996	51-17	17-7	2nd	CWS
1997	41-23	13-10	4th	Regional
1998	43-16	14-9	T-2nd	Regional
1999	42-27	13-10	3rd	Super Regional
2000	51-18	17-7	2nd	CWS
2001	41-22	17-7	2nd	Super Regional
2002	54-17	16-8	4th	CWS
2003	39-22	15-9	T-3rd	Regional
2004	39-26	14-10	T-4th	Regional
2005	43-23	21-9	2nd	Super Regional
2006^	53-16	24-6	*1st	CWS
2007	41-23	18-12	*2nd	Super Regional
2008	31-27-1	11-18-1	*4th	-----
2009	44-22	19-11	*2nd	Super Regional
2010	45-25	18-12	*T-1st	CWS
2011	43-20	17-13	*2nd	Regional
Totals	812-376-1	304-166-1		17 NCAA Tourneys

* - Atlantic Division; ^ - ACC Tournament Champion

The 1996 team also produced eight Major League draft picks, including seven in the first 17 rounds. Included in those selections were pitchers Kris Benson, the #1 overall pick, and Billy Koch, the #4 overall pick. It was only the second time in the history of the draft, which dates to 1965, that one school produced two of the first five picks.

In 1998, Clemson reached #3 in the nation and finished as high as #19. In 1999, Clemson was 6-6 against top-10 teams even though just one of the games was at home.

In 2000, Clemson climbed to the #1 ranking by **Collegiate Baseball** after opening the season 23-3. The Tigers



traveled back to Omaha for the first time in four seasons. Clemson went 1-2 in the College World Series after sweeping its way through the regional and super regional rounds. The Tigers ended the year with a 51-18 record and finished second in the ACC. Clemson claimed 14 wins over top-25 teams, including 11 wins against top-10 teams.

The 2001 season saw Clemson triumph over adversity. The Tigers suffered a five-game losing streak along with the unexpected loss of seniors Patrick Boyd and Mike Proto to injury. But Clemson finished second in the ACC and was a step away from Omaha before being eliminated by eventual National Champion Miami (FL).

In 2002, Leggett received region coach-of-the-year honors by ABCA, as the Tigers were 54-17 and finished tied for third in the nation in Omaha. That team also featured eight draft picks, including unanimous National Player-of-the-Year Khalil Greene. Greene set the national career record for doubles (95) and finished second in hits (403).

The 2004 campaign was one of adversity overcome, as Clemson started 9-10 but went 18-4 in its next 22 games. The team played in the Athens (GA) Regional and overcame a seven-run deficit to defeat host Georgia to stay alive. But the Bulldogs rallied in the title game to claim the crown. He also coached nine Tigers who were selected in the 2004 draft.

The 2005 Tigers played one of their toughest schedules in history, which included 42 of their 66 games against teams that played in the NCAA Tournament. Clemson still managed to come within one win of a trip to the College World Series, falling in three games at Baylor in the Waco Super Regional. Clemson was 19-9 against top-25 ranked teams and won 21 ACC regular-season games, finishing in second place in the ACC standings.

In 2006, Clemson had the best ACC record (24-6) and won the ACC Tournament title. The Tigers later advanced to the College World Series and finished ranked #5 in all three polls with a 53-16 record, including a 26-9 mark against top-25 ranked teams. Clemson had a 3.26 ERA, the sixth-best figure in the nation, one of many reasons Leggett was named ACC Coach-of-the-Year. Tyler Colvin and Andy D'Alessio were both first-team All-Americans, while Josh Cribb earned third-team honors. Colvin (#13 overall pick) was one of 10 Tigers selected in the 2006 draft as well.

Clemson continued its postseason success in 2007 when it advanced to the Starkville (MS) Super Regional after winning the Myrtle Beach (SC) Regional with a 3-0 record. The squad had a 41-23 record and finished in the top 15 of all three major polls. D'Alessio tied the school record with 59 career homers. He was one of a school-record 11 draft picks from the 2007 team, five of which were taken in the first three rounds. Lefthander Daniel Moskos was the #4 overall pick of the draft.

In 2009, Leggett directed the Tigers to another super regional after the Tigers won the Clemson Regional in dramatic fashion. The Tigers trailed 5-1 in the seventh inning of the championship game against Oklahoma State before they rallied for a 6-5 win thanks to Kyle Parker's two-out, two-run single in the eighth inning. Clemson did not lose more than two games in a row all year and finished #5 in the nation in ERA. The Tigers also had nine draft picks.

The 2010 squad overcame a midseason slump to advance to the College World Series for the sixth time under Leggett. Led by Parker, a first-team All-American, Clemson swept Florida State at home in the final weekend to capture the ACC Atlantic Division title. In the Auburn Regional, Clemson defeated Auburn twice in three games to advance to the Clemson Super Regional, where the Tigers topped Alabama twice in three games. In Omaha, Clemson won two games and reached the Final Four under Leggett, who was named ABCA Atlantic Region Coach-of-the-Year.

The 2011 Tigers started the season 14-12, but under Leggett's direction, Clemson finished the season 29-8 in its last 37 games. The Tigers were sixth in the nation in batting average (.318) and led the ACC by 14 points. Brad Miller was named ACC Player-of-the-Year and a first-team All-American after leading the ACC in batting average (.395).

LEGGETT VS. ACC & SEC

Leggett vs. ACC as Clemson Head Coach

Team	Overall	Home	Away	Neutral
Boston College	12-6	5-4	7-2	0-0
Duke	41-15-1	23-4	17-9-1	1-2
Florida State	31-38	17-10	9-18	5-10
Georgia Tech	38-31	19-7	8-19	11-5
Maryland	47-9	25-2	19-7	3-0
Miami (FL)	11-7	6-3	3-3	2-1
North Carolina	31-25	14-10	13-11	4-4
N.C. State	43-21	21-5	13-14	9-2
Virginia	31-24	16-8	13-11	2-5
Virginia Tech	17-5	9-0	8-4	0-1
Wake Forest	42-18	22-5	17-10	3-3
Totals	344-199-1	177-58	127-108-1	40-33

Note: Includes records vs. teams as ACC members.

Leggett vs. SEC as Clemson Head Coach

Team	Overall	Home	Away	Neutral
Alabama	4-1	3-1	0-0	1-0
Arkansas	3-1	2-1	1-0	0-0
Auburn	9-9	4-3	4-6	1-0
Georgia	23-16	14-3	9-13	0-0
Kentucky	3-0	3-0	0-0	0-0
Mississippi State	3-2	3-0	0-2	0-0
South Carolina	33-34	17-13	16-15	0-6
Tennessee	9-3	6-0	3-2	0-1
Totals	87-66	52-21	33-38	2-7

HEAD COACH JACK LEGGETT

Leggett has 1,189 career wins and is the nation's sixth-winningest active Division I head coach. He reached the 1,000-win mark in Clemson's 5-0 win at Maryland on March 25, 2007 to become just the 29th coach in Division I history to reach 1,000 career wins. At the age of 53, he also became the second-youngest coach to reach that mark.

Leggett has an 87-66 record against SEC teams as the Tiger head coach, including a 52-21 record at Doug Kingsmore Stadium.

Leggett enters the 2012 season with a career record of 1189-666-1, seven conference championships, and 22 NCAA Tournament appearances on his resumé. So far, 103 of the players Leggett has brought to Tigertown have been drafted and/or signed a professional baseball contract.

But perhaps his most notable stat is a streak involving Omaha. Since he took over in 1994, every Tiger who has been in the program and on the postseason roster for four consecutive years has made at least one trip to the College World Series. Only three other schools in the nation have current streaks as long as the Tigers' streak.

Prior to his move to Clemson, Leggett served as a head coach for 14 years (five at Vermont, nine at Western Carolina). He already had 377 career wins, 302 at Western Carolina and 75 at Vermont, before he came to Clemson.

Leggett led Western Carolina to five NCAA Tournaments (1985-89), five SoCon titles, and a top-30 ranking during his tenure as head coach. His 1988 team set the school record for wins, posting a 38-24 record, while the 1989 squad won its fifth-consecutive Southern Conference title. The

Catamounts averaged 33 wins a season during his time in Cullowhee, NC, and his teams played in the conference title game in eight of the nine seasons.

The 1991 Catamounts posted a 36-26 record. One of the 36 wins came in a 9-7 victory over Clemson on March 31, one of just 10 losses the #4 Tigers had that year. Leggett was named ABCA Atlantic Region Coach-of-the-Year and Southern Conference Coach-of-the-Year in 1987. In 1989, he was appointed to the NCAA Division I Baseball Committee and served on the committee through the 1995 season.

In his tenure at Western Carolina, Leggett produced 35 First-Team All-SoCon players, six conference players-of-the-year, and had 16 players sign pro contracts. Of the Catamounts who played under him for four seasons, 100 percent graduated and more than 50 percent compiled a 3.0-or-better GPA. He was also inducted into the Western Carolina Athletic Hall of Fame in 2001.

Before going to Western Carolina for the 1983 season, Leggett spent five seasons at Vermont, where he turned the program into a consistent winner. He coached the Vermont club team in 1977, then he organized and coached the school's first intercollegiate team in 1978. At age 23, Leggett was the youngest coach in the country. He had a winning season in his first year and had a 75-61 overall record at Vermont.

Leggett graduated with honors from Maine in 1976, where he was an all-star performer in both football and baseball. He captained the 1976 Maine team that advanced to the College World Series, and he was a two-time



All-Yankee Conference honoree in football as a defensive back and placekicker. He still holds the Maine record for the longest field goal, a 52-yarder.

Leggett has two children, son Tanner (28) and daughter Colby (26). Tanner lettered twice (2005,06) on the Clemson baseball team and graduated with a degree in marketing in 2006, while Colby graduated from Ohio State. Jack and Karen were married on August 6, 2005. Karen has four children, three daughters, Kyla (30), Kristen (29), and Kacie (27), and a son, Kenny (23).

JACK LEGGETT COMMENTS

Coaching Influences

"Obviously, I admire Bill Wilhelm. He taught me so much. I will never forget him for giving me this opportunity to coach at a great program.

"I had some great coaches at Maine. Jack Butterfield and John Winkin were tremendous coaches there. Walter Abbott was my football coach at Maine, and he taught me a lot about mental toughness. Jack Bicknell was also a football coach who influenced me.

"Paul Jordan was my high school football coach. He taught me what it takes to be a winner, and he taught me about the benefits of self-sacrifice, how to be organized, and how to prepare for a game. Vermont's former athletic director (Rick Farnham) is also a coach who I drew a lot from."

Doug Kingsmore Stadium

"Doug Kingsmore Stadium is one of the top baseball facilities in the country. I am certainly prejudiced, but I think we have the finest facility when one takes into account the players, the fans, the media, and the support personnel.

"We have some unique features in our ballpark, with the terrace and the close proximity of the fans. But the greatest feature is the fan support. We have finished in the top 20 in the nation in average attendance each of the last 18 years. Our fans make it an exciting atmosphere. We have a season-ticket base of 3,500 fans, so there is strong support for the program."

Goals for the Program

"We strive to go to Omaha every year. We put 'Omaha' on the back of our caps, because I want our players to know every day what we are striving for.

"Our daily goals are to play at a national championship level. We strive to exhibit the discipline necessary in everything we do, both on and off the field, to win the national title. We talk about it...we don't hide that."

Philosophies of Baseball

"I like to play a very aggressive game. You have to take the action to the opposition and force it into mistakes. I like to hit-and-run, bunt, and be aggressive on the bases. I am not a coach who likes to sit back for the big inning.

"Consistency on defense is very important. It all begins on the mound. You can tell in our recruiting that it's an area we stress, because that's what carries you in the postseason."

Playing Experiences

"I enjoyed my college baseball experience at Maine. I was fortunate to play in the College World Series in 1976. It was a memorable time. I can tell you who we played, what the score was, players on the other teams, what I did in each at-bat, the player introductions, what hotel we stayed in, and the plane we took to get there.

"Being there as a player and enjoying the experience, it motivates me to make it happen for our players."

Selling Points of the Clemson Program

"First of all, we have a great tradition. If a young man wants to get involved in a program that strives to go to Omaha and has a goal of winning the national title, this is the place to be. That has been the case here for many years. We have been to Omaha six of the last 17 years and 12 times overall. It is a program that has not had a losing season since 1957 and has been to the NCAA Tournament 24 of the last 25 years.

"In every good program, there is a strong tradition. We are fortunate that Bill Wilhelm set that tradition for us. He coached here 36 years and never had a losing season. I don't see many coaches duplicating that feat in college baseball.

"I was a history minor in college at Maine, so I know how important that aspect is to a program. He brought it great stability. I appreciate what he did for me and what he did for this program.

"We saw the impact of that tradition in the fall of 2009 when we had a reunion of former Clemson baseball players. It was one of the most rewarding weekends of my professional career. We had former players from many different decades return to Clemson for an alumni game. We had former Major League players and walk-ons who all have a common bond for this program. It is one of the strengths of this program and this University.

"Second, we have the facilities and administrative backing to compete for the national title. Doug Kingsmore Stadium is one of the nation's top facilities. We have made many upgrades, including the new Thomas F. Chapman Grandstands in left field, that makes it the nation's best stadium. It has been accomplished in a first-class manner.

"Third, we have a tradition of playing host to regionals at Clemson, and that means we have fan support. You don't host regionals without drawing sellout crowds. The people in this community really embrace this program.

"Fourth, Vickery Hall, our student-athlete enrichment center, is among the best in the country. The programs at Vickery Hall show that Clemson cares about its student-athletes in all phases of his or her life. Any student-athlete at Clemson knows he or she has the chance to be successful in the classroom and graduate from Clemson."



LEGGETT BY THE NUMBERS



OVERVIEW
COACHES
PLAYERS
OPPONENTS
REVIEW
TRADITIONS
RECORDS



3 Number of times Leggett has been named ACC Coach-of-the-Year (1994,95,06) as head coach at Clemson.

6 Number of times Leggett has led the Tiger program to the College World Series. Also, Clemson's ranking in terms of wins since Leggett became head coach in 1994. Only Florida State, Wichita State, Rice, Cal State Fullerton, and Miami (FL) have more victories.

10 Number of first-round draft picks Clemson has had during Leggett's tenure.

15 Number of players Leggett has coached at Clemson who have played in the Major Leagues.

17 Number of times in 18 years Leggett has led Clemson to an NCAA Regional.

20 Number of weeks ranked #1 in the nation in at least one of the three major polls under Leggett.

29 Number of All-Americans Leggett has coached as head coach at Clemson.

52 The length of field goal in yards that Leggett booted as a placekicker at Maine in the 1970s. It is still the longest made field goal by a Black Bear in history.

65 Number of NCAA Tournament games the Tigers have won in Leggett's tenure at Clemson.

103 Number of players Leggett has coached at Clemson who have either been drafted or signed a professional contract.

147 Number of weeks ranked in the top 10 of at least one of the three major polls under Leggett.

215 Number of wins Clemson has had against top-25 ranked teams in Leggett's tenure.

301 Number of weeks ranked in the top 25 of at least one of the three major polls under Leggett.

304 Number of ACC regular-season wins Leggett has totaled in 18 years at Clemson, an average of 17 per season.

812 Number of wins Leggett has totaled in 18 years at Clemson, an average of 45 per season.

1,189 Number of Leggett's games in 18 years at Clemson.

1,189 Number of Leggett's wins in 32 years as a head coach.

1,856 Number of Leggett's games in 32 years as a head coach.

8,906 Number of runs Clemson has scored in 18 years under Leggett.

WINNINGEST ACTIVE HEAD COACHES

Rk	Head Coach	Current School	Years	Wins
1.	Gene Stephenson	Wichita State	34	1763
2.	Augie Garrido	Texas	40	1731
3.	Mike Martin	Florida State	32	1673
4.	Mark Marquess	Stanford	35	1422
5.	Jim Morris	Miami (FL)	30	1318
6.	Jack Leggett	Clemson	32	1189
7.	Jim Gilligan	Lamar	34	1184
8.	Pete Dunn	Stetson	32	1167
9.	Ray Tanner	South Carolina	24	1084
10.	John Anderson	Minnesota	30	1063
11.	Keith Guttin	Missouri State	29	992
12.	Danny Hall	Georgia Tech	24	987
13.	Mike Gillespie	California-Irvine	24	932
14.	Wayne Graham	Rice	20	912
15.	Paul Mainieri	Louisiana State	23	896
16.	Fred Hill	Rutgers	28	882
17.	Gary Powers	Nevada	29	880
18.	Andy Lopez	Arizona	23	874
19.	Tony Robichaux	Louisiana-Lafayette	25	871
20.	Bill Brown	George Mason	30	844
21.	Roger Cador	Southern	27	796
22.	Sam Piraro	San Jose State	24	783
23.	Elliott Avent	N.C. State	23	780
24.	Steve Peterson	Middle Tennessee	24	760
25.	Tony Rossi	Siena	42	729

Note: Only includes wins as a Division I head coach.

MOST WINS (1994-11)

Rk	Team	Wins	Avg.
1.	Florida State	916	50.9
2.	Wichita State	857	47.6
3.	Rice	847	47.1
4.	Cal State Fullerton	814	45.2
	Miami (FL)	814	45.2
6.	Clemson	812	45.1
7.	Louisiana State	808	44.9
8.	Texas	792	44.0
9.	South Carolina	781	43.4
10.	Georgia Tech	779	43.3
11.	Arizona State	769	42.7
12.	North Carolina	766	42.6
13.	Tulane	736	40.9
14.	Stanford	731	40.6
15.	Florida	725	40.3
16.	Alabama	723	40.2
17.	Notre Dame	721	41.1
18.	Oklahoma State	718	39.9
19.	Oral Roberts	715	39.7
20.	Texas A&M	703	39.1
21.	Coastal Carolina	697	38.7
22.	Ohio State	693	38.5
23.	East Carolina	682	37.9
24.	Oklahoma	681	37.8
25.	N.C. State	680	37.8

LEGGETT'S 215 TOP-25 WINS

Date	Opponent	Rank	Site	Score	Date	Opponent	Rank	Site	Score	Date	Opponent	Rank	Site	Score	Date	Opponent	Rank	Site	Score
2-19-94	Tennessee	9-15-NR	H	14-1	4-24-99	Georgia Tech	NR-19-21	H	13-8	3-29-05	Coastal Carolina	NR-25-NR	H	14-5	2-19-94	Tennessee	9-15-NR	H	14-1
2-20-94	Tennessee	9-15-NR	H	4-2	4-25-99	Georgia Tech	NR-19-21	H	6-5	3-30-05	Coastal Carolina	NR-25-NR	H	8-1	2-20-94	Tennessee	9-15-NR	H	4-2
3-25-94	Washington	22-19-16	N1	3-2	5-9-99	North Carolina	12-10-14	H	20-7	4-3-05	Florida State ⁽²⁾	17-6-10	A	7-3	3-25-94	Washington	22-19-16	N1	3-2
4-6-94	South Carolina	NR-NR-17	A	7-2	5-10-99	North Carolina	15-14-18	H	5-4	4-13-05	South Carolina	8-5-4	H	12-2	4-6-94	South Carolina	NR-NR-17	A	7-2
4-8-94	N.C. State	19-29-16	H	⁽¹⁰⁾ 10-8	5-22-99	Florida State	3-2-3	N8	8-7	4-20-05	South Carolina	13-13-8	A	7-5	4-8-94	N.C. State	19-29-16	H	⁽¹⁰⁾ 10-8
4-9-94	N.C. State	19-29-16	H	9-5	5-29-99	Arkansas	10-8-10	A	12-4	4-30-05	Georgia Tech	7-6-8	H	6-5	4-9-94	N.C. State	19-29-16	H	9-5
4-10-94	N.C. State	19-29-16	H	6-5	6-5-99	Texas A&M	2-6-5	A	10-3	5-17-05	College of Charleston	NR-20-24	H	8-5	4-10-94	N.C. State	19-29-16	H	6-5
4-22-94	North Carolina	NR-NR-22	A	11-1	1-28-00	Rice	14-7-7	N9	3-1	5-19-05	Miami (FL)	4-7-4	H	15-5	4-22-94	North Carolina	NR-NR-22	A	11-1
4-24-94	North Carolina	NR-NR-22	A	3-2	1-29-00	Miami (FL)	5-5-4	N9	4-0	5-20-05	Miami (FL)	4-7-4	H	9-2	4-24-94	North Carolina	NR-NR-22	A	3-2
4-26-94	Tennessee	11-13-14	A	3-2	3-14-00	East Carolina	22-17-21	H	7-0	5-21-05	Miami (FL)	4-7-4	H	6-2	4-26-94	Tennessee	11-13-14	A	3-2
4-29-94	Miami (FL)	4-3-3	H	7-5	4-1-00	North Carolina	10-13-8	A	10-2	5-26-05	Miami (FL)	12-13-8	N12	9-1	4-29-94	Miami (FL)	4-3-3	H	7-5
5-1-94	Miami (FL)	4-3-3	H	⁽¹²⁾ 9-8	4-15-00	Wake Forest ⁽¹⁾	12-11-15	H	⁽¹²⁾ 6-5	5-27-05	N.C. State	18-NR-23	N12	5-4	5-1-94	Miami (FL)	4-3-3	H	⁽¹²⁾ 9-8
5-7-94	Florida State	2-5-3	H	5-2	4-15-00	Wake Forest ⁽²⁾	12-11-15	H	5-4	6-4-05	College of Charleston	NR-22-22	H	6-0	5-7-94	Florida State	2-5-3	H	5-2
5-8-94	Florida State	2-5-3	H	9-5	4-30-00	Georgia Tech	8-5-11	A	13-12	6-11-05	Baylor	6-6-10	A	4-2	5-8-94	Florida State	2-5-3	H	9-5
5-13-94	Georgia Tech	1-2-3	A	⁽¹⁰⁾ 9-8	5-6-00	Florida State	2-2-2	H	8-7	3-5-06	South Carolina	9-15-12	H	6-4	5-13-94	Georgia Tech	1-2-3	A	⁽¹⁰⁾ 9-8
5-15-94	Georgia Tech	1-2-3	A	7-4	5-7-00	Florida State	2-2-2	H	5-4	3-10-06	Kansas	25-NR-NR	H	7-2	5-15-94	Georgia Tech	1-2-3	A	7-4
5-19-94	N.C. State	24-NR-20	N2	17-5	5-8-00	Florida State	7-4-4	H	7-4	3-12-06	Kansas	25-NR-NR	H	4-3	5-19-94	N.C. State	24-NR-20	N2	17-5
5-20-94	Georgia Tech	2-3-2	N2	9-6	5-18-00	Florida State	8-8-4	N7	8-4	3-24-06	N.C. State	20-20-12	H	9-5	5-20-94	Georgia Tech	2-3-2	N2	9-6
5-22-94	Florida State	8-13-8	N2	4-1	6-2-00	Mississippi State	14-10-14	H	11-4	3-25-06	N.C. State	20-20-12	H	4-2	5-22-94	Florida State	8-13-8	N2	4-1
3-1-95	Tennessee	11-8-11	H	⁽¹⁰⁾ 6-4	6-3-00	Mississippi State	14-10-14	H	9-4	3-26-06	N.C. State	20-20-12	H	6-2	3-1-95	Tennessee	11-8-11	H	⁽¹⁰⁾ 6-4
3-2-95	Tennessee	11-8-11	H	7-6	6-9-00	San Jose State	12-7-NR	N3	10-6	3-29-06	Georgia	22-19-21	H	10-7	3-2-95	Tennessee	11-8-11	H	7-6
3-4-95	Old Dominion ⁽¹⁾	21-NR-NR	H	10-5	3-3-01	South Carolina	7-4-6	A	7-4	3-31-06	Miami (FL)	25-11-13	A	8-6	3-4-95	Old Dominion ⁽¹⁾	21-NR-NR	H	10-5
3-4-95	Old Dominion ⁽²⁾	21-NR-NR	H	12-6	3-23-01	Wake Forest	20-24-20	A	⁽¹²⁾ 4-1	4-1-06	Miami (FL)	25-11-13	A	6-2	3-4-95	Old Dominion ⁽²⁾	21-NR-NR	H	12-6
3-5-95	Old Dominion	21-NR-NR	H	7-1	3-25-01	Wake Forest	20-24-20	A	9-1	4-2-06	Miami (FL)	25-11-13	A	14-1	3-5-95	Old Dominion	21-NR-NR	H	7-1
3-7-95	James Madison	25-NR-NR	H	5-0	4-20-01	Georgia Tech	9-11-7	H	3-0	4-5-06	South Carolina	2-1-2	A	3-2	3-7-95	James Madison	25-NR-NR	H	5-0
3-8-95	James Madison	25-NR-NR	H	16-6	4-21-01	Georgia Tech	9-11-7	H	5-1	4-12-06	South Carolina	7-9-7	H	10-5	3-8-95	James Madison	25-NR-NR	H	16-6
3-21-95	Old Dominion	24-NR-NR	A	9-7	2-22-02	Auburn	NR-NR-25	H	7-4	4-14-06	Georgia Tech	14-11-10	A	7-6	3-21-95	Old Dominion	24-NR-NR	A	9-7
3-22-95	Old Dominion	24-NR-NR	A	4-2	2-23-02	Auburn	NR-NR-25	H	8-5	5-12-06	Florida State	17-15-13	H	9-1	3-22-95	Old Dominion	24-NR-NR	A	4-2
4-14-95	N.C. State	NR-NR-25	A	⁽¹⁰⁾ 17-15	2-24-02	Auburn	NR-NR-25	H	6-5	5-13-06	Florida State	17-15-13	H	⁽¹⁰⁾ 4-3	4-14-95	N.C. State	NR-NR-25	A	⁽¹⁰⁾ 17-15
4-15-95	N.C. State	NR-NR-25	A	13-1	3-2-02	South Carolina	5-4-4	A	9-7	5-14-06	Florida State	17-15-13	H	11-2	4-15-95	N.C. State	NR-NR-25	A	13-1
4-16-95	N.C. State	NR-NR-25	A	13-4	3-3-02	South Carolina	5-4-4	H	⁽¹⁰⁾ 11-10	5-16-06	College of Charleston	21-NR-NR	H	1-0	4-16-95	N.C. State	NR-NR-25	A	13-4
5-13-95	Miami (FL)	9-11-11	A	7-5	4-12-02	North Carolina	21-13-24	A	⁽¹⁰⁾ 11-7	5-18-06	Wake Forest	NR-22-NR	H	26-1	5-13-95	Miami (FL)	9-11-11	A	7-5
5-19-95	Florida State	5-7-6	N2	11-0	4-13-02	North Carolina	21-13-24	A	4-2	5-19-06	Wake Forest	NR-22-NR	H	6-0	5-19-95	Florida State	5-7-6	N2	11-0
5-28-95	Alabama	19-17-16	H	7-4	4-24-02	South Carolina	5-5-6	A	4-1	5-20-06	Wake Forest	NR-22-NR	H	7-3	5-28-95	Alabama	19-17-16	H	7-4
2-16-96	South Florida	22-NR-NR	H	4-0	4-27-02	Wake Forest	3-5-3	H	5-3	5-25-06	Georgia Tech	11-16-7	N12	3-2	2-16-96	South Florida	22-NR-NR	H	4-0
2-27-96	Tennessee	4-7-7	A	8-3	4-28-02	Wake Forest	3-5-3	H	4-0	5-27-06	Georgia Tech ⁽²⁾	11-16-7	N12	16-11	2-27-96	Tennessee	4-7-7	A	8-3
2-28-96	Tennessee	4-7-7	A	⁽¹⁰⁾ 10-4	5-4-02	Georgia Tech	13-13-9	A	12-9	5-28-06	N.C. State	NR-NR-25	N12	8-4	2-28-96	Tennessee	4-7-7	A	⁽¹⁰⁾ 10-4
4-26-96	N.C. State	18-20-17	H	14-0	5-22-02	Georgia Tech	10-9-7	N5	10-0	6-9-06	Oral Roberts	19-14-NR	H	11-8	4-26-96	N.C. State	18-20-17	H	14-0
5-4-96	Florida State	4-6-3	H	3-0	5-25-02	Wake Forest	5-2-4	N5	8-6	6-10-06	Oral Roberts	19-14-NR	H	6-5	5-4-96	Florida State	4-6-3	H	3-0
5-5-96	Florida State	4-6-3	H	2-1	6-1-02	East Carolina	NR-NR-22	H	4-2	6-16-06	Georgia Tech	7-7-4	N3	8-4	5-5-96	Florida State	4-6-3	H	2-1
5-6-96	Florida State	7-8-7	H	2-0	6-2-02	East Carolina	NR-NR-22	H	21-1	3-7-07	Coastal Carolina	17-NR-25	H	4-0	5-6-96	Florida State	7-8-7	H	2-0
5-10-96	Georgia Tech	NR-18-NR	A	⁽¹⁰⁾ 9-8	6-8-02	Arkansas	25-18-NR	H	8-7	4-22-07	Virginia	6-8-7	H	2-1	5-10-96	Georgia Tech	NR-18-NR	A	⁽¹⁰⁾ 9-8
5-12-96	Georgia Tech	NR-18-NR	A	9-2	6-9-02	Arkansas	25-18-NR	H	7-4	4-25-07	South Carolina	9-10-5	H	14-5	5-12-96	Georgia Tech	NR-18-NR	A	9-2
5-24-96	Old Dominion	25-NR-NR	H	5-1	6-14-02	Nebraska	9-7-13	N3	11-10	4-27-07	Georgia Tech	24-19-NR	H	⁽¹¹⁾ 3-2	5-24-96	Old Dominion	25-NR-NR	H	5-1
5-26-96	Tennessee	12-12-16	H	12-5	6-16-02	Georgia Tech	8-6-9	N3	9-7	4-28-07	Georgia Tech	24-19-NR	H	10-3	5-26-96	Tennessee	12-12-16	H	12-5
6-2-96	Oklahoma State	11-8-17	N3	⁽¹⁰⁾ 8-5	2-22-03	Auburn ⁽¹⁾	16-23-16	A	11-8	5-12-07	Florida State	2-2-2	A	7-6	6-2-96	Oklahoma State	11-8-17	N3	⁽¹⁰⁾ 8-5
6-4-96	Alabama	1-2-3	N3	14-13	3-1-03	South Carolina	10-6-7	H	8-0	5-13-07	Florida State	2-2-2	A	11-6	6-4-96	Alabama	1-2-3	N3	14-13
2-27-97	Cal State Northridge	23-19-25	N4	8-7	3-29-03	N.C. State ⁽²⁾	17-16-21	A10	12-10	5-23-07	Miami (FL)	NR-25-NR	N12	⁽¹²⁾ 5-4	2-27-97	Cal State Northridge	23-19-25	N4	8-7
4-4-97	Florida State	9-7-8	A	10-7	4-2-03	South Carolina	NR-22-20	A	4-2	5-26-07	Florida State	3-3-4	N12	5-1	4-4-97	Florida State	9-7-8	A	10-7
4-15-97	Tennessee	8-11-9	H	13-5	4-11-03	Florida State	3-2-2	A	8-4	6-3-07	Coastal Carolina	10-12-12	A	11-8	4-15-97	Tennessee	8-11-9	H	13-5
4-25-97	Georgia Tech	18-6-10	H	7-4	4-25-03	Georgia Tech	7-4-4	H	⁽¹⁰⁾ 9-7	6-4-07	Coastal Carolina	10-12-12	A	15-3	4-25-97	Georgia Tech	18-6-10	H	7-4
5-15-97	Georgia Tech	11-4-6	N5	7-4	4-26-03	Georgia Tech	7-4-4	H	10-5	3-18-08	Coastal Carolina	21-NR-21	H	9-6	5-15-97	Georgia Tech	11-4-6	N5	7-4
5-17-97	N.C. State	20-20-19	N5	⁽¹⁰⁾ 11-6	4-27-03	Georgia Tech	7-4-4	H	11-3	5-11-08	Georgia Tech	NR-25-NR	A	16-6	5-17-97	N.C. State	20-20-19	N5	⁽¹⁰⁾ 11-6
2-8-98	Auburn	11-22-10	N6	9-4	3-12-04	Auburn	7-12-9	H	14-9	5-24-08	Georgia Tech	NR-NR-24	N12	10-4	2-8-98	Auburn	11-22-10	N6	9-4
4-1-98	South Carolina	8-8-9	A	6-4	4-7-04	South Carolina	6-9-7	H	9-4	3-6-09	North Carolina	3-3-2	A	⁽¹⁰⁾ 5-4	4-1-98	South Carolina	8-8-9	A	6-4
4-17-98	N.C. State	NR-NR-24	H	⁽¹²⁾ 11-10	4-14-04	South Carolina	6-13-6	A	13-5	3-21-09	Florida State	NR-NR-24	A	⁽¹¹⁾ 8-7	4-17-98	N.C. State	NR-NR-24	H	⁽¹²⁾ 11-10
4-18-98	N.C. State	NR-NR-24	H	17-6	4-16-04	North Carolina	20-10-17	A	2-1	4-11-09	Miami (FL) ⁽²⁾	10-10-5	H	9-1	4-18-98	N.C. State	NR-NR-24	H	17-6
4-24-98	Florida State	11-11-10	H	2-1	4-18-04	North Carolina	20-10-17	A	⁽¹⁰⁾ 4-2	4-12-09	Miami (FL)	10-10-5	H	9-6	4-24-98	Florida State	11-11-10	H	2-1
4-25-98	Florida State	11-11-10	H	5-4	5-3-04	Florida State	NR-24-NR	H	18-9	4-21-09	Coastal Carolina	NR-23-19	H	5-3	4-25-98	Florida State	11-11-10	H	5-4
5-9-98	North Carolina ⁽²⁾	24-NR-NR	A	8-1	5-7-04	Central Florida	24-NR-NR	H	8-5	4-25-09	Georgia Tech	7-4-7	H	8-5	5-9-98	North Carolina ⁽²⁾	24-NR-NR	A	8-1
5-10-98	North Carolina	24-NR-NR	A	7-6	5-26-04	North Carolina	NR-23-20	N11	7-6	4-26-09	Georgia Tech	7-4-7	H	6-3	5-10-98	North Carolina	24-NR-NR	A	7-6
2-25-99	Washington	NR-24-NR	N4	13-12	6-6-04	Georgia ⁽¹⁾	11-10-20	A	10-9	5-23-09	North Carolina	6-4-4	N8	⁽¹¹⁾ 4-3	2-25-99	Washington	NR-24-NR	N4	13-12
4-3-99	Miami (FL)	8-6-6	N7	7-5	2-25-05	California-Irvine	18-20-24	H	3-2	3-5-10	South Carolina	15-22-23	H	4-3	4-3-99	Miami (FL)	8-6-6	N7	7-5
4-10-99	Florida State	1-1-1	A	8-4	2-26-05	California-Irvine	18-20-24	H	5-4	3-7-10	South Carolina	15-22-23	A	19-6	4-10-99	Florida State	1-1-1	A	8-4
4-21-99	South Carolina	20-22-20	H	5-4	2-27-05	California-Irvine	18-20-24	H	10-2	3-27-10	Virginia ⁽¹⁾	1-2-2	A	8-5	4-21-99	South Carolina	20-22-20		

LEGGETT VS. ALL COMPETITION

Opponent	Overall	Win %	UV	WCU	CU
Alabama	4-1	.800			4-1
American	1-0	1.000	1-0		
Appalachian State	21-10	.677		18-10	3-0
Arizona State	1-2	.333			1-2
Arkansas	3-1	.750			3-1
Arkansas State	1-0	1.000			1-0
Auburn	15-21	.417		6-12	9-9
Augusta	1-1	.500		1-1	
Austin Peay State	2-1	.667		2-1	
Baylor	1-2	.333			1-2
Birmingham-Southern	2-0	1.000			2-0
Boston College	13-7	.650	1-1		12-6
Bridgeport	1-1	.500	1-1		
California	1-2	.333			1-2
California State-Fullerton	0-1	.000			0-1
California State-Northridge	1-1	.500			1-1
California-Irvine	3-0	1.000			3-0
Campbell	16-17	.485		16-17	
Carson-Newman	11-4	.733		11-4	
Central Florida	5-3	.625			5-3
Charleston Southern	9-0	1.000			9-0
Charleston, College of	15-0	1.000			15-0
Charlotte	6-6	.500		1-4	5-2
Cincinnati	1-0	1.000			1-0
Citadel, The	38-15	.717		31-14	7-1
Clarkson	6-0	1.000	6-0		
Clemson	3-15	.167		3-15	
Coastal Carolina	27-5	.844			27-5
Connecticut	5-6	.455	5-4		0-2
Creighton	1-1	.500			1-1
Dartmouth	2-0	1.000	2-0		
Davidson	23-11	.676		21-11	2-0
Dayton	1-0	1.000			1-0
Delaware	1-0	1.000			1-0
Duke	41-15-1	.728			41-15-1
East Carolina	5-10	.333		0-3	5-7

LEGGETT VS. TOP-25 TEAMS

Opponent	Top 25	Top 10	Top 5	#1
Alabama	4-1	1-0	1-0	1-0
Arizona State	1-2	1-2	1-2	1-0
Arkansas	3-1	1-0		
Auburn	8-7	2-2		
Baylor	1-2	1-2		
Cal State Fullerton	0-1	0-1	0-1	
Cal State Northridge	1-1			
California-Irvine	3-0			
Central Florida	1-3			
Charleston, College of	3-0			
Coastal Carolina	8-1	2-0		
Connecticut	0-2			
East Carolina	3-1			
Florida State	31-38	26-34	17-25	1-4
Georgia	2-6	1-4	0-2	0-2
Georgia Southern	0-2			
Georgia Tech	34-28	25-20	11-10	2-1
James Madison	2-0			
Kansas	2-1			
Louisiana-Lafayette	0-1	0-1		
Miami (FL)	15-14	11-14	8-10	0-2
Mississippi State	2-2	2-0		
Nebraska	1-0	1-0		
North Carolina	16-18	8-13	2-6	
N.C. State	17-8			
Notre Dame	0-1			
Oklahoma	1-0	1-0		
Oklahoma State	1-1	1-1		
Old Dominion	6-0			
Oral Roberts	2-0			
Rice	1-1	1-1		
San Jose State	1-0	1-0		
South Alabama	0-1			
South Carolina	20-29	15-22	8-18	1-1
South Florida	1-2			
Southern California	0-1	0-1	0-1	
Stanford	0-2	0-2	0-1	0-1
Tennessee	9-3	7-2	2-1	
Texas A&M	1-2	1-2	1-2	
Virginia	2-8	2-7	1-2	1-2
Virginia Tech	0-1			
Wake Forest	10-8	3-1	3-1	
Washington	2-1			
Winthrop	0-1			
Totals	215-202	114-132	55-82	7-13

Note: Only includes records as Clemson's head coach; **bold** denotes 2012 opponent.



East Tennessee State	21-6	.778		17-6	4-0
Eastern Connecticut State	0-3	.000	0-3		
Eastern Kentucky	15-8	.652		15-8	
Eastern Michigan	2-1	.667			2-1
Elon	13-9	.591		1-3	12-6
Fairfield	3-4	.429	3-4		
Florida	3-9	.250		3-9	
Florida Atlantic	1-1	.500			1-1
Florida Gulf Coast	3-1	.750			3-1
Florida International	2-3	.400		2-3	
Florida State	31-38	.449			31-38
Fresno State	1-1	.500			1-1
Furman	48-12	.800		29-7	19-5
Gardner-Webb	7-0	1.000			7-0
George Mason	8-1	.889			8-1
Georgia	26-28	.481		3-12	23-16
Georgia Southern	18-11	.621		6-6	12-5
Georgia Tech	41-36	.532		3-5	38-31
Grand Canyon	2-0	1.000			2-0
Hawaii	1-0	1.000			1-0
Hawaii-Hilo	3-0	1.000			3-0
High Point	17-4	.810		15-4	2-0
Holy Cross	3-2	.600	3-2		
Illinois	1-1	.500		0-1	1-0
Indiana State	0-1	.000		0-1	
Iona	0-2	.000	0-2		
Jacksonville	1-0	1.000			1-0
James Madison	10-2	.833	0-2		10-0
Kansas	2-1	.667			2-1
Kansas State	3-0	1.000			3-0
Kentucky	3-0	1.000			3-0
La Salle	0-1	.000		0-1	
Lewis-Clark State	0-1	.000			0-1
Liberty	4-3	.571		3-0	1-3
Louisiana-Lafayette	0-1	.000			0-1
Maine	16-17	.485	2-13	1-4	13-0
Marshall	8-5	.615		8-5	
Maryland	47-9	.839			47-9
Massachusetts	5-4	.556	5-4		
Memphis	2-1	.667			2-1
Mercer	5-1	.833			5-1
Miami (FL)	16-17	.485		0-1	16-16
Miami (OH)	1-0	1.000			1-0
Michigan State	4-0	.000			4-0
Middle Tennessee	3-2	.600		1-2	2-0
Middlebury	7-1	.875	7-1		
Milligan	4-0	1.000		4-0	
Mississippi State	4-4	.500		1-2	3-2
Missouri State	2-1	.667			2-1
Morehead State	3-0	1.000			3-0
Navy	1-0	1.000			1-0
Nebraska	1-0	1.000			1-0
Nevada	1-1	.500			1-1
Nevada-Las Vegas	4-4	.500			4-4
New Hampshire	5-4	.556	4-4		1-0
New York Tech	3-0	1.000			3-0
Newberry	3-0	1.000		3-0	
North Adams State	4-0	1.000	4-0		
North Carolina	31-28	.525		0-3	31-25
North Carolina A&T	1-0	1.000			1-0
North Carolina State	50-39	.562		7-18	43-21
North Carolina-Asheville	18-2	.900		14-2	4-0
North Carolina-Greensboro	2-0	1.000			2-0
North Carolina-Wilmington	7-1	.875			7-1
Northeastern	2-2	.500	2-2		
Northwestern	2-0	1.000			2-0
Norwich	8-1	.889	8-1		
Notre Dame	0-1	.000			0-1
Ohio	9-1	.900		3-0	6-1
Ohio State	2-3	.400		2-2	0-1
Oklahoma	1-0	1.000			1-0
Oklahoma State	3-4	.429		0-2	3-2
Old Dominion	19-2	.905		1-0	18-2
Oral Roberts	3-0	1.000			3-0

LEGGETT'S MILESTONE WINS

Win	Date	Opponent	Score
*1	4-21-1978	Connecticut	12-4
^100	5-1-1983	The Citadel⁽²⁾	(2)2-1
^200	4-13-1986	The Citadel	12-4
^300	4-22-1989	Appalachian State	11-10
400	3-23-1994	Hawaii	7-3
500	3-8-1996	Virginia Tech	8-4
600	3-14-1998	Maine⁽²⁾	19-11
700	4-23-2000	Duke	12-8
800	5-13-2002	Virginia	5-3
900	3-26-2005	Maryland ⁽¹⁾	(1)3-6-4
1000	3-25-2007	Maryland	5-0
1100	5-31-2009	Oklahoma State	15-1
1189	6-4-2011	Coastal Carolina	12-7

Win	Date	Opponent	Score
1	2-12-1994	Western Carolina⁽¹⁾	3-1
100	4-29-1995	Georgia Tech	6-1
200	5-14-1997	Wake Forest	8-6
300	3-8-2000	William & Mary	10-6
400	3-27-2002	Coastal Carolina	6-2
500	4-25-2004	N.C. State	9-6
600	5-25-2006	Georgia Tech	3-2
700	4-5-2009	Duke	10-1
800	5-7-2011	Gardner-Webb⁽²⁾	12-0
812	6-4-2011	Coastal Carolina	12-7

* - as Vermont's head coach; ^ - as Western Carolina's head coach; Note: Home wins in **bold**.

Oregon State	2-2	.500			2-2
Pacific	3-0	1.000			3-0
Piedmont	4-1	.800		4-1	
Presbyterian College	4-1	.800			4-1
Princeton	1-0	1.000			1-0
Providence	2-3	.400	2-2	0-1	
Purdue	4-0	1.000		1-0	3-0
Radford	3-1	.750		3-1	
Rhode Island	2-6	.250	2-6		
Rice	2-2	.500			2-2
Richmond	2-1	.666			2-1
Sacred Heart	1-0	1.000			1-0
Saint John's	2-0	1.000		1-0	1-0
Saint Lawrence	2-3	.400	2-3		
Saint Michael's	8-0	1.000	8-0		
San Jose State	1-0	1.000			1-0
Seton Hall	2-0	1.000			2-0
Siena	3-2	.600	1-2		2-0
Slippery Rock	2-0	1.000		2-0	
South Alabama	2-2	.500			2-2
South Carolina	36-42	.462		3-8	33-34
South Carolina-Aiken	0-3	.000		0-3	
South Carolina-Upstate	8-2	.800		6-2	2-0
South Florida	2-2	.500			2-2
Southeastern Massachusetts	0-1	.000	0-1		
Southern California	0-1	.000			0-1
Southern Mississippi	1-0	1.000			1-0
Stanford	0-2	.000			0-2
Stetson	3-0	1.000			3-0
Stonehill	2-0	1.000	2-0		
Tennessee	11-8	.579		2-5	9-3
Tennessee Tech	6-0	1.000		2-0	4-0
Texas A&M	1-3	.250		0-1	1-2
Texas State	0-1	.000			0-1
Texas Tech	1-2	.333			1-2
Texas-Arlington	1-0	1.000			1-0
Virginia	33-24	.579	2-0		31-24
Virginia Commonwealth	2-0	1.000	2-0		
Virginia Military	12-2	.857		12-2	
Virginia Tech	21-8	.724		1-3	20-5
Wake Forest	43-19	.694		1-1	42-18
Washington	2-1	.667			2-1
West Chester State	0-2	.000	0-2		
West Virginia	2-0	1.000			2-0
Western Carolina	28-8	.778			28-8
Western Kentucky	2-0	1.000		2-0	
Westfield State	0-1	.000	0-1		
William & Mary	3-0	1.000			3-0
Winthrop	9-3	.750		3-0	6-3
Wofford	18-2	.900		7-2	11-0
Wright State	3-0	1.000			3-0
Totals	1189-666-1	.641	75-61	302-229	812-376-1

Note: **Bold** denotes 2012 opponent.

Note: **Bold** denotes 2012 opponent.

LEGGETT'S COACHING TREE

Coach	Current/Last Team	Title	*Year(s)	^Coach	^Player
Erik Bakich	Maryland	Head Coach	2010-12	2002	
Andy Barlow	MIT	Head Coach	2004-12		1982
Scott Berney	Southern Connecticut	Assistant Coach	2005,06		2000
Toby Bicknell	Air Force	Assistant Coach	2011,12	2007,08	
Wilson Boyd	Winthrop	Assistant Coach	2012		2007-10
Kyle Bunn	East Tennessee State	Assistant Coach	2012	2008,09	
Tim Corbin	Vanderbilt	Head Coach	2003-12	1994-02	
Tomas Cruz	Wingate	Assistant Coach	2012		2009,10
Bill Currier	Fairfield	Head Coach	2012	1985,86	1979-81
Kevin Erminio	Kennesaw State	Assistant Coach	2007-12	1996-98	
Jim Farrell	Vermont	Assistant Coach	2008		1979-81
Ben Hall	Winthrop	Assistant Coach	2012		2005,06
Mike Hampton	Saint John's	Assistant Coach	2001-12	1999	1994
Rodney Hennon	Georgia Southern	Head Coach	2000-12		1990,91
Jeff Hourigan	Connecticut	Assistant Coach	2012		2002,03
Bill Jarman	East Carolina	Assistant Coach	2007-10	1989-91	
Michael Johnson	Clemson	Assistant Coach	2009-12	2009-12	2000-03
Jeff Kane	Holy Cross	Assistant Coach	2010-12		1998,99
Gregg Kilby	Maryland	Assistant Coach	2001-04	1994,95	
Keith LeClair	East Carolina	Head Coach	1997-02	1989-91	1985-88
Bradley LeCroy	Clemson	Assistant Coach	2003-05,11,12	2003-05,11,12	1997-00
Matthew LeCroy	Harrisburg (Nationals)	Manager	2012		1995-97
Paul Menhart	Harrisburg (Nationals)	Assistant Coach	2012		1988-90
David Miller	William & Mary	Assistant Coach	2012		1993-95
Darryl Morhardt	George Washington	Assistant Coach	2007		1983
Kevin O'Sullivan	Florida	Head Coach	2008-12	1999-07	
John Pawlowski	Auburn	Head Coach	2009-12	1994-98	
Dan Pepicelli	Clemson	Assistant Coach	2010-12	2010-12	
Matt Raleigh	Carolina (Marlins)	Manager	2008		1989-91
Todd Raleigh	Tennessee	Head Coach	2008-11		1988-91
Mike Rhue	Northern Colorado	Assistant Coach	2007,08		1998,00
Tom Riginos	Winthrop	Head Coach	2011,12	2003-10	
Keith Shumate	North Carolina A&T	Head Coach	1999-11		1986-88
Tim Sinicki	Binghamton	Head Coach	1993-12		1987,88
Mike Tidick	Georgia Southern	Assistant Coach	2000-12		1990,91
Russell Triplett	Newberry	Head Coach	2011,12	2006	2001-04
Adam Walker	University of the Cumberlands	Assistant Coach	2007-10		2003,04
Adam Ward	Charleston Southern	Assistant Coach	2012		2007-09

* - with current/last team; ^ - under Jack Leggett as a head coach; Note: Active coaches in bold.



ERIK BAKICH
Maryland Head Coach (2010-12)
Clemson Assistant Coach (2002)



TIM CORBIN
Vanderbilt Head Coach (2003-12)
Clemson Assistant Coach (1994-02)



KEVIN O'SULLIVAN
Florida Head Coach (2008-12)
Clemson Assistant Coach (1999-07)



JOHN PAWLOWSKI
Auburn Head Coach (2009-12)
Clemson Assistant Coach (1994-98)



TOM RIGINOS
Winthrop Head Coach (2011,12)
Clemson Assistant Coach (2003-10)



RUSSELL TRIPLETT
Newberry Head Coach (2011,12)
Clemson Player (2001-04) & Assistant Coach (2006)



COACHING STAFF

24



DAN PEPICELLI

Assistant Head Coach
3rd Season at Clemson
17th Season Overall
SUNY Cortland '90

Dan Pepicelli is in his third year with the Tiger program as the pitching coach and second as the assistant head coach. Pepicelli (pronounced peh-pih-SEH-lee) spent nine seasons (2001-09) as the head coach at Saint John Fisher College in Rochester, NY.

In his first year at Clemson in 2010, Pepicelli molded the young pitching staff into a consistent group that was a big reason the Tigers reached the College World Series. He became Clemson's first pitching coach in history to lead a staff to Omaha in his first year in the program.

In 2010, Pepicelli coached Casey Harman, who had an 8-4 record and 3.86 ERA in 121.0 innings pitched over 19 starts. He had a 2.73 ERA and 27 strikeouts against four walks in 29.2 innings

pitched in the 2010 NCAA Tournament. Pepicelli also developed Alex Frederick, who was seldomly used in 2009, to become Clemson's top reliever in the 2010 NCAA Tournament. Frederick had a save in both of the Tigers' wins in Omaha.

The 2011 Tiger pitching staff had a 3.32 ERA and .239 opponents' batting average. Clemson also had a 2.66 strikeout-to-walk ratio, the third-best mark in school history. During one stretch of the season, Tiger hurlers combined to pitch 37.0 innings in a row without allowing an earned run. Pepicelli molded right-hander Justin Sarratt into

one of the ACC's best pitchers as a fifth-year player, as he had a 7-2 record and 2.57 ERA along with 65 strikeouts against only 14 walks on the season.

At Saint John Fisher, Pepicelli, who also served as pitching coach during his tenure with the Cardinal program, led it to a 200-136-1 (.595) record. In the program's first 13 seasons, it had just three winning seasons. But in Pepicelli's nine seasons with the Cardinals, he directed them to seven winning seasons and one .500 campaign.

In each of his last seven seasons with the Cardinals, he directed them to the postseason, including their first Division III Championship game berth in 2007. The Cardinals also won ECAC Upstate Championship titles in 2004, 2005, 2007, and 2009. He was named the Empire 8 Athletic Conference Coach-of-the-Year in 2001 and 2007 as well.

In 2009, he coached the Empire 8 Athletic Conference Player-of-the-Year and Rookie-of-the-Year. Leo Fusilli was named player-of-the-year after hitting .455, while Teagen Barresi was named rookie-of-the-year after batting .384 with six homers and 39 RBIs.

Pepicelli, who also served as an assistant athletic director at Saint John Fisher, received national attention for his team's act of sportsmanship in 2008. In the ninth inning against visiting SUNY Oswego in the ECAC Championship game, a line-drive foul ball struck a Laker coach in the temple. Despite the fact that the Cardinals were trailing 9-5, Pepicelli and the team elected to concede the game, effectively ending any chance at back-to-back NCAA Tournament berths. Saint John Fisher was honored by the Committee on Sportsmanship & Ethical Conduct with the NCAA's All-Divisions Sportsmanship Award for its courageous decision.

Prior to his tenure at Saint John Fisher, he was the head coach at Hartwick in 1999 and 2000 after serving as an assistant coach at Hartwick from 1996-98.

The 1990 graduate of SUNY Cortland, who earned a degree in economics/management science, was an all-region and all-conference selection during his playing days. In the 1986 and 1987 seasons, he played at Mohawk Valley (NY) Community College, where he was an all-region selection.

THE PEPICELLI FILE

Full Name: Daniel James Pepicelli
Born: May 18, 1967 in Schenectady, NY
Education: Bachelor's degree in economics/management science at SUNY Cortland (1990).
Playing Experience: Two-year letterman at Mohawk Valley Community College (1986,87)...one-year letterman at SUNY Cortland (1989)...one-year letterman at SUNY College at Oneonta (1990).
Coaching Experience: Assistant coach at Hartwick (1996-98)...head coach at Hartwick (1999,00)...head coach at Saint John Fisher (2001-09)...assistant coach at Clemson (2010)...assistant head coach at Clemson (2011).
Family: Wife, Robyn...the couple has a daughter, Mia (1).



Pepicelli transferred to SUNY Cortland, where he played in 1989. Pepicelli then played at SUNY College at Oneonta in 1990, where he was an all-conference pick.

Pepicelli is a Certified Strength & Conditioning Specialist and is a member of the National Strength & Conditioning Association.

Pepicelli, who will turn 45 on May 18, is married to the former Robyn Malloy, who served as an assistant coach with the Syracuse women's soccer program from 2005-09. She was a player on the 1995 National Championship soccer team at Monroe Community College in Rochester, NY and was a two-time captain at Syracuse (1996,97). She was later a coach at Monroe Community College when it won two national titles. The couple has a daughter, Mia (1). Pepicelli was born May 18, 1967 in Schenectady, NY.

PEPICELLI'S COACHING RECORD

Year	School	Position(s)	W-L	NCAA
1996	Hartwick	AC	17-16-1	
1997	Hartwick	AC	15-17	
1998	Hartwick	AC	10-22	
1999	Hartwick	HC	9-22	
2000	Hartwick	HC	12-18	
2001	Saint John Fisher	HC	19-14	
2002	Saint John Fisher	HC	15-19	
2003	Saint John Fisher	HC	16-16	
2004	Saint John Fisher	HC	27-14	
2005	Saint John Fisher	HC	22-15	
2006	Saint John Fisher	HC	26-14	
2007	Saint John Fisher	HC	28-13	Division III
2008	Saint John Fisher	HC	25-14-1	
2009	Saint John Fisher	HC	22-17	
2010	Clemson	AC	45-25	CWS
2011	Clemson	AHC	43-20	Regional

Seasons as a full-time NCAA coach:..... 16
Winning seasons:..... 10
NCAA Tournament appearances:..... 3
Record as an assistant coach:..... 130-100-1 (.565)
Record as a head coach:..... 221-176-1 (.557)

DAN &
ROBYN
PEPICELLI
WITH MIA.



COACHING STAFF

11



BRADLEY LECROY

Assistant Coach & Recruiting Coordinator
5th Season at Clemson
12th Season Overall
Clemson '01

Bradley LeCroy is in his fifth year as an assistant coach with the Tiger program. He is in his second stint, as he served as a volunteer assistant coach at Clemson from 2003-05. LeCroy (pronounced luh-CROY) also serves as recruiting coordinator along with duties as hitters and outfielders coach.

In his first season back at Clemson in 2011, the Tigers were sixth in the nation in batting average (.318) and led the ACC by 14 points. Clemson was also sixth in walks, 11th in runs, 14th in slugging percentage, and tied for 14th in stolen bases. LeCroy coached All-ACC outfielders Jeff Schaus and Will Lamb in 2011.

LeCroy spent the previous three seasons (2008-10) as Tennessee's infielders coach and recruiting coordinator under Head Coach Todd Raleigh. Prior to his stint in Knoxville, LeCroy served under Raleigh at Western Carolina in 2006 and 2007. Prior to his three seasons as the volunteer assistant coach at Clemson, LeCroy was an assistant coach at nearby Anderson (SC) during the 2001 and 2002 seasons.

During his tenure at Tennessee, LeCroy put together a pair of signing classes that ranked among the best in the nation. In 2008, his signing class was rated #28 in the country by **Collegiate Baseball**, then his 2009 signing

class was ranked #14 in the nation according to **Baseball America**.

Tennessee totaled 67 home runs in 56 games in 2008, at the time the fifth-best mark in school history. A year later, he was a big reason the Volunteers slugged 87 long balls in 55 games, good for the second-highest total in Tennessee history. LeCroy also coached one of Tennessee's best offensive players in history in Cody Hawn, who hit for the team Triple Crown in 2009 by registering a .364 batting average, 22 home runs, and 81 RBIs.

LeCroy led Western Carolina's offense to heights not seen in recent history. In 2007, the Cata-mounts were in the top 11 in the nation in runs per game, homers per game, slugging percentage, doubles per game, and batting average. Western Carolina had a 7-2 combined record against the ACC, Big Ten, and SEC in 2007 and had a school-record five players selected in the Major League draft. He also recruited, signed, and coached 2007 Southern Conference Player-of-the-Year Kenny Smith, who hit 20 homers with a .759 slugging percentage.

During the 2005 season, the last of his three years as the volunteer assistant at Clemson, LeCroy contributed to the Tigers' third-consecutive NCAA Tournament appearance and a trip to the Waco (TX) Super Regional. He was a big reason Taylor Harbin had a stellar .974 fielding percentage along with 28 doubles, 10 homers, and 63 RBIs in earning second-team All-America honors as a freshman.

In 2004, the Tigers hit 73 homers and 149 doubles. He coached Brad McCann to an All-America season, as the third-baseman hit .379 with 16 homers and 65 RBIs. The 2003 season was his first coaching at Clemson. The Tigers had a .326 batting average in ACC regular-season games, the best mark in the ACC by 19 points. LeCroy coached four all-conference players in 2003, all of which comprised the Tigers' starting infield. Included in that list were underclassmen Brad McCann (3B) and Russell Triplett (SS). Seniors Michael Johnson (1B) and David Slevin (2B) also earned All-ACC honors as infielders in 2003.

LeCroy coached in the Valley League in the summer of 2003 as an assistant coach for the New Market Rebels in Virginia. The Rebels were the Valley League runnerup after compiling a 31-18 record. The 31 wins were a franchise record, while he coached eight all-stars on the Rebels' squad. Included among those all-stars was Most Valuable Pitcher Phil Bartleski. LeCroy also worked closely with Kevin White, who was the league home run and RBI champion. LeCroy was an assistant coach at Anderson in 2001 and 2002. In 2001, he coached David Mattox, who was drafted in the 11th round by the New York Mets and was named Minor League pitcher-of-the-year in the Mets' organization in 2002. In 2002, the Trojans led the Division II ranks with 41 triples. LeCroy coached three all-conference players during his time at Anderson.

LeCROY'S COACHING RECORD

Year	School	Position(s)	W-L	NCAA
2001	Anderson (SC)	AC,RC	19-32	
2002	Anderson (SC)	AC,RC	30-26	
2003	Clemson	VA	39-22	Regional
2004	Clemson	VA	39-26	Regional
2005	Clemson	VA	43-23	Super Regional
2006	Western Carolina	AC	33-27	
2007	Western Carolina	AC	42-20	Regional
2008	Tennessee	AC,RC	27-29	
2009	Tennessee	AC,RC	26-29	
2010	Tennessee	AC,RC	30-26	
2011	Clemson	AC,RC	43-20	Regional

Seasons as a full-time NCAA coach:..... 11
Winning seasons:.....8
NCAA Tournament appearances:.....5
Record as an assistant coach:.....371-280 (.570)
Record as a head coach:.....0-0

THE LECROY FILE

Full Name: Bradley James LeCroy
Born: February 1, 1978 in Anderson, SC
Education: Bachelor's degree in education at Clemson (2001).
Playing Experience: Four-year letterman at Clemson (1997-00).
Coaching Experience: Assistant coach at Anderson (SC) (2001,02)...volunteer assistant coach at Clemson (2003-05)...assistant coach at Western Carolina (2006,07)...assistant coach at Tennessee (2008-10)...assistant coach at Clemson (2011).
Family: Wife, Meredith...the couple has a son, Crew (1).



BRADLEY & MEREDITH LECROY WITH CREW.

COACHING STAFF

31



MICHAEL JOHNSON

Volunteer Assistant Coach
4th Season at Clemson
4th Season Overall
Clemson '08

Michael Johnson is in his fourth season on the Tiger coaching staff in 2012 and serves as the volunteer assistant coach, working primarily with infielders and hitters. In his eight years associated with the Tiger program, Clemson has been to the NCAA Tournament all eight years, including three College World Series trips and six super regional appearances. He is also Clemson's first-base coach and wears the #31 jersey, the same number he wore during his playing days as an All-American in Tigertown when he hit 58 career home runs.

THE JOHNSON FILE

Full Name: William Michael Johnson, Jr.
Born: June 25, 1980 in Georgetown, SC
Education: Bachelor of science degree in career & technology education at Clemson (2008).
Playing Experience: Four-year letterman at Clemson (2000-03)... five-year player in the minor leagues in the San Diego Padres and Houston Astros farm systems (2003-07).
Coaching Experience: Volunteer assistant coach at Clemson (2009-11).
Family: Wife, Carrie...the couple has a son, William Michael III (2).

In his first season as a coach at Clemson in 2009, he worked with first-baseman Ben Paulsen, who hit .367 with 13 homers and 61 RBIs. He was also instrumental in the Tigers' .304 batting average in ACC regular-season games and the team winning the Clemson Regional.

In 2010, Clemson slugged 93 home runs and batted .306 with a .403 on-base percentage. The team exhibited the same patience and power at the plate that Johnson showed as a player, as Clemson's 375

walks were third-most in the nation. The Tigers were also fifth in the nation in runs (600) and tied for 15th in homers. First-baseman Richie Shaffer batted .323 as a freshman and hit three combined homers in the Tigers' two wins in the Clemson Super Regional that propelled them to Omaha.

The 2011 Tigers were sixth in the nation in batting average (.318) and led the ACC by 14 points. Clemson was also sixth in the nation in walks, 11th in runs, 14th in slugging percentage, and tied for 14th in stolen bases. Johnson coached ACC Player-of-the-Year Brad Miller. The shortstop was a first-team All-American who hit an ACC-best .395. Johnson also coached Shaffer, a First-Team All-ACC first-baseman who led the team with 13 home runs.

Johnson received four letters as a standout first-baseman at Clemson (2000-03). His 58 home runs (third), .636 slugging percentage (fifth), and 213 RBIs (sixth) are all among the top career figures in Tiger history. Johnson was also a career .344 hitter with 275 hits, 52 doubles, a .465 on-base percentage, and 25 steals in 235 games as a part of four NCAA Tournament teams and two College World Series squads (2000,02).

The two-time Tiger captain was a two-time recipient of the Bob Bradley Award as Clemson's MVP of the season series against South Carolina thanks in part to his 10 home runs in 16 career games against the rival Gamecocks. He also owned a .500 batting average with four home runs and 11 RBIs in 10 career ACC Tournament contests and totaled 2,131 putouts in his career as one of the best defensive first-basemen in school history.

Johnson red-shirted in 1999 and played 44 games as a red-shirt freshman in 2000. As a sophomore in 2001, he hit .321 with 18 homers and 54 RBIs. During the second half of the season, he hit a long ball in five consecutive games, tying a school record. He was also named Clemson Regional MVP that year.

As a junior in 2002, he became a part of one of the top trios in college baseball history. Johnson, National Player-of-the-Year Khalil Greene, and Jeff Baker all hit at least 25 home runs to lead the Tigers to a top-four finish in Omaha, where he was named to the All-College World Series team. Johnson, a second-team All-American by ABCA, hit .384 with 25 homers and 81 RBIs in 2002.

Despite being drafted in the second round by the San Diego Padres in the summer of 2002, he elected to return



for his senior season in 2003. That year, he hit .338 with 12 homers, 51 RBIs, and a .498 on-base percentage thanks to 63 walks. He was a First-Team All-ACC selection for the second year in a row and received the Mitchell Award as Clemson's MVP.

Johnson, a powerful lefthanded hitter, later signed with the Padres in the summer of 2003 and played at every minor league level from 2003-07. He also had a brief stint in the Houston Astros farm system in 2007. In his minor league career, Johnson totaled 90 doubles, 11 triples, 69 homers, and 264 RBIs in 391 games.

Johnson's best minor league campaign came during the 2005 season, when he batted .295 with 20 doubles, five triples, 21 home runs, and 76 RBIs in only 73 contests with the Lake Elsinore Storm (High A).

Johnson, who will turn 32 on June 25, graduated from Clemson with a degree in career & technology education in 2008. The Georgetown, SC native is married to the former Carrie Breed. The couple has a son, Mike (2). Johnson was born June 25, 1980 in Georgetown, SC.

JOHNSON'S COACHING RECORD

Year	School	Position(s)	W-L	NCAA
2009	Clemson	VA	44-22	Super Regional
2010	Clemson	VA	45-25	CWS
2011	Clemson	VA	43-20	Regional

Seasons as a full-time NCAA coach:.....3
Winning seasons:.....3
NCAA Tournament appearances:.....3
Record as an assistant coach:.....132-67 (.663)
Record as a head coach:.....0-0

MICHAEL & CARRIE JOHNSON WITH MIKE.



COACHING STAFF

45



RYAN HINSON

Student Assistant Coach
1st Season at Clemson
1st Season Overall
Sr. • Rock Hill, SC

Ryan Hinson is in his first season with the Tiger coaching staff in 2012, serving as a student assistant coach. His duties include assisting Assistant Head Coach Dan Pepicelli with the pitching staff. Hinson, no relation to former Tiger John Hinson (2008,10,11), was a starter and reliever at Clemson (2006-09). He also played two years (2009,10) in the San Diego farm system and played with Wichita (KS), an independent league team, in 2011.

In his four seasons in Tigertown, the lefthander from Rock Hill, SC had a 15-8 record, two saves, 3.69 ERA, and 200 strikeouts in 219.1 innings pitched over 85 appearances (27). His 85 appearances are fifth-most in Clemson history.

As a freshman, he was a member of the 2006 College World Series team. He was also drafted three times in his career.

In 2006, Hinson had a 4-0 record and 3.82 ERA in 19 appearances (one start). Then in 2007, he had a 6-2 record and 2.74 ERA in 19 appearances (14 starts). He was fifth in the ACC in ERA and sixth in opponents' batting average (.240) as a sophomore.

As a junior in 2008, he had 62 strikeouts against only 22 walks in 68.1 in-

nings pitched. He was drafted in the 31st round by the Pittsburgh Pirates, but elected to return for his senior year.

He closed out his career with a 2-1 record and 3.76 ERA along with 47 strikeouts in 38.1 innings pitched over 28

THE HINSON FILE

Full Name: Ryan Marshall Hinson
Born: May 12, 1987 in Rock Hill, SC
Playing Experience: Four-year letterman at Clemson (2006-09)...three-year player in the minor leagues in the San Diego Padres farm system (2009,10) and with independent league team Wichita (2011).
Family: Single.



relief appearances in 2009. After his senior season, he was drafted in the 10th round by the San Diego Padres.

Prior to his four seasons at Clemson, Hinson was a standout at Northwestern High School, where he was the Upperstate player-of-the-year as a junior and senior. He was also drafted in the 28th round by the Boston Red Sox out of high school.

Hinson, who will turn 25 on May 12, is a senior who is majoring in sport management. He was born May 12, 1987 in Rock Hill, SC.

SUPPORT STAFF



BRAD OWENS

Director of Baseball Operations
5th Season at Clemson
Anderson (SC) '06

Brad Owens is in his fifth season with the Tiger program, serving as director of baseball operations. He is in charge of all team travel and camps for the program along with handling many other administrative duties.

The 28-year-old native of Barnwell, SC attended nearby Anderson (SC) University, where he was a four-time letterman. The righthanded middle reliever lettered from 2003-06 and served as team captain during his senior season. In his four-year career, he made 52 appearances (one start) on the mound and pitched 73.0 innings.

In both 2005 and 2006, he won the Trojan Challenge, the squad's offseason conditioning competition. Owens was also a member of the Carolinas-Virginia Athletic Conference All-Academic team as a senior and was a Dean's List student for three years.

During his playing days, Owens worked in a variety of roles at Anderson. He was a sports information department intern and later an assistant. Owens was also a residence advisor in the Anderson Residence Life Department.

In the summer of 2006, Owens was an operations assistant for the Greenville (SC) Drive (A affiliate of the Boston Red Sox). He also served as a player development intern for the Red Sox during the 2007 season, including duties performed in spring training in Fort Myers, FL.

During the 2006-07 academic year, Owens served as an administrative graduate assistant for the Student-Athlete Enrichment Programs in Vickery Hall on the Clemson campus. Owens provided academic advising for student-athletic staff members, including monitoring of grades along with assistance with registration, general guidance, and daily communication with coaching staffs of various sports.

Owens, who accumulated a 3.30 GPA in his career as an undergraduate, received a bachelor of science degree in business management from Anderson in May of 2006. He later earned his master's degree from Clemson in human resource development in May of 2008. Owens was born September 2, 1983 in Augusta, GA.



SUPPORT STAFF



ROBERTA BALLIET

Administrative Coordinator

Roberta Balliet, a native of Muncy, PA, is in her 11th year at Clemson. She serves as administrative coordinator for 16 sports, coordinates the Tiger Bat Girls, and is the housing coordinator for the athletic department.

Balliet served as an assistant in the athletic department at Muncy High School, where she was head coach of the cheerleaders for many years. Her squads won numerous awards, locally, regionally, state-wide, and nationally. She also served as game manager for women's basketball and scorekeeper for men's basketball.

Balliet owned and operated a Bed & Breakfast for several years. She served as President of the Muncy Area Chamber of Commerce and was a member of the Board of Directors of the Lycoming County Chamber of Commerce and the Muncy Business Association.

Balliet graduated from Muncy High School, where she was a cheerleader and member of the swim team. After graduation, she studied in Sweden, where she graduated from Kunghogskolan with a degree in humanistics.

She is a widow and mother of two sons, Andy (Clemson '98 (deceased)) and Keith (40), and a daughter-in-law, Corina (38). Balliet is a grandmother of two, Luke (10) and Ava (7).



BRIAN HENNESSY

Associate SID

Brian Hennessy is in his 11th year as an associate sports information director at Clemson. The Clemson, SC native previously worked as a student and graduate assistant in the SID office for six years (1995-00).

Hennessy is responsible for all sports information operations for baseball and is the secondary contact for football. He has written and edited the baseball guide (1998-00,03-12) and football guide (2002-11). He has received numerous honors from CoSIDA, including a #4 national ranking for his 2000 baseball guide, a #2 national ranking for his 2005 baseball guide, and a #7 national ranking for his 2009 baseball guide. The 2005 baseball media guide cover was rated #1 in the nation as well.

Hennessy, who also has been responsible for layout and editing of the football gameday programs since 2002, teamed with Tim Bourret to rank #2 in the nation for the 2008 football program series.

He graduated from Clemson with a bachelor's degree in civil engineering ('98) and later received a master's degree in transportation engineering ('00). He also graduated from D.W. Daniel High School ('94), where he played baseball and basketball. He was born January 6, 1976 in Woodbury, NJ.



TRAVIS JOHNSTON

Assistant Athletic Trainer

Travis Johnston is in his fourth year as an assistant athletic trainer working with the Clemson baseball program. He also oversees the athletic training needs of the Tiger swimming & diving teams.

Johnston returned to Tipton in July of 2008 after a three-year stint at Auburn as an assistant athletic trainer. At Auburn, he was responsible for the athletic training efforts for the baseball program during the 2005-07 seasons and for football in the 2007 season. He was also responsible for overseeing the graduate assistants and interns within Auburn's sports medicine program.

Johnston earned a bachelor's degree from Clemson in parks, recreation, & tourism management in 2001. While with the Clemson program, he worked as a student assistant in the athletic training room from 1999-02. Johnston worked as a graduate assistant at Auburn from 2003-05 and earned a master's degree in administration of higher education.

Johnston earned his certification as an athletic trainer in 2003. He is also a member of the National Athletic Trainers' Association (NATA) as well as the South Carolina Athletic Trainers' Association.



DENNIS LOVE

Strength & Conditioning Coach

Dennis Love is in his third year as strength & conditioning coordinator for Olympic sports. In his position, he oversees all Olympic strength assistant coaches, graduate assistants, student assistants, and volunteers under the direction of the director and the assistant director. He works directly with the baseball, volleyball, and men's & women's soccer squads, while also assisting with the football team.

In his first year working with the baseball team, he assisted the Tigers as they earned a trip to the 2010 College World Series.

Prior to earning a full-time position at Clemson, Love served as a graduate assistant for three years under Director Joey Batson. He is certified by the National Association of Speed & Explosion and the College Strength & Conditioning Coaches Association.

Before arriving in Clemson, Love spent two seasons as a strength & conditioning coach at Catawba and completed an internship at the Athletes Performance Institute in Tempe, AZ.

Love graduated with a degree in recreation in 2000 and earned his master's degree in student affairs with an emphasis in counseling from Clemson in 2008.

A native of Cheraw, SC, Love played football and baseball at Catawba in Salisbury, NC.



LINDSEY RICKETTS

Assistant Director of Athletic Academic Services

Lindsey Ricketts, a native of Pendleton, SC, is in her first season serving as the athletic academic advisor for the baseball team. Ricketts also serves as the advisor for the men's track & field squad.

Ricketts is no stranger to the Clemson baseball program, as she served as a Tiger Bat Girl during the 2001-06 seasons while a student at Clemson.

Prior to being an advisor, Ricketts worked at the Student-Athlete Enrichment Programs as an administrative assistant, where she coordinated the class attendance program and handled all textbooks and supplies for scholarship student-athletes at Clemson.

Prior to her full-time status, Ricketts worked as a student worker and a graduate assistant in Vickery Hall.

In 2004, Ricketts earned a bachelor of science degree in marketing, with an emphasis in sports, from Clemson. In 2006, she went on to receive a master's degree in human resource development, with a specialty in educational counseling, from Clemson.

Ricketts' father, Robert, has been a long-standing administrator and associate athletic director in the Clemson athletic department as well.

TIGER BAT GIRLS




LINDSAY BUCKLES

Junior
2nd Season
Fort Mill, SC
Management



HANNAH BURLESON

Junior
2nd Season
North Augusta, SC
Communication Studies



REBECCA CLARK

Sophomore
2nd Season
Asheville, NC
Nursing




LOGAN DUNN

Senior
4th Season
Pickens, SC
Graphic Communications



ALLISON KENNER

Junior
2nd Season
Beech Island, SC
Bioengineering



VANESSA KROMBEEN

Junior
2nd Season
Lake Wylie, SC
English



SAMANTHA NEMCHEK

Junior
2nd Season
Stamford, CT
Special Education

RADIO/TELEVISION ROSTER



1 DOMINIC ATTANASIO
OF • So.
Windermere, FL



2 JASON STOLZ
INF • Sr.
Marietta, GA



3 BRAD FELDER
OF • Gr.
Bowman, SC



4 THOMAS BRITTLE
OF • Jr.
Cross, SC



5 JOE COSTIGAN
OF • So.
Naples, FL



6 DOMINIC LEONE
RHP • Jr.
Norwich, CT



7 JACK LEGGETT
Head Coach
19th Season



8 RICHIE SHAFFER
3B/1B • Jr.
Charlotte, NC



9 PHIL POHL
C/1B/OF • Sr.
Cooperstown, NY



10 MIKE DUNSTER
INF • So.
Greenwich, CT




11 BRADLEY LECROY
Assistant Coach
5th Season



12 JON MCGIBBON
1B/OF • So.
Lindenhurst, NY



13 JAY BAUM
INF • Fr.
Alpharetta, GA



14 MIKE KENT
RHP • So.
Springfield, VA




15 JAKE FLETCHER
C • So.
Thomasville, GA



16 STEVE WILKERSON
2B/SS • So.
Roswell, GA



17 TYLER SLATON
OF • Fr.
Cumming, GA



18 KEVIN BRADY
RHP • Jr.
Gaithersburg, MD



19 SCOTT FIRTH
RHP • Jr.
Buffalo Grove, IL



20 KEVIN POHLE
RHP • So.
Saint Louis, MO




21 SPENCER KIEBOOM
C • Jr.
Marietta, GA



22 DANIEL GOSSETT
RHP • Fr.
Lyman, SC



23 DAN PEPICELLI
Assistant Head Coach
3rd Season



24 BROCK GOODLING
RHP • Fr.
Mount Union, PA



25 KYLE BAILEY
LHP • Fr.
Southlake, TX



26 JONATHAN MEYER
RHP • Jr.
San Diego, CA



27 DAVID HASELDEN
RHP • Sr.
Spartanburg, SC




28 GARRETT BOULWARE
C/OF • Fr.
Anderson, SC



29 MICHAEL JOHNSON
Volunteer Assistant Coach
4th Season




30 ANDREW CLEVELAND
C • Fr.
Moore, SC



31 MIKE TRILLER
OF • Fr.
Rutland, VT




32 MATT CAMPBELL
RHP • So.
Alpharetta, GA



33 KEVIN CAUGHMAN
INF • So.
Martinez, GA



34 CLAY BATES
RHP • Fr.
Rock Hill, SC



35 PATRICK ANDREWS
RHP • Fr.
Hilton Head Island, SC



36 RYAN HINSON
Student Assistant Coach
1st Season



37 TREVOR KIEBOOM
RHP/INF • Fr.
Marietta, GA



38 MARCUS CURRY
Bullpen Catcher • Jr.
Nichols, SC



39 JOSEPH MOOREFIELD
LHP • Jr.
Woodruff, SC



40 BRAD OWENS
Director of Baseball Operations
5th Season



41 TRAVIS JOHNSTON
Athletic Trainer
4th Season



42 CHRIS COODE
Student Equipment Manager
3rd Season



20 RETURNING LETTERMEN, 2 RED-SHIRTS, & 11 NEWCOMERS

MEET THE TIGERS

PHIL POHL WAS AN ALL-ACC PLAYER ON THE FIELD AND AN ACADEMIC ALL-AMERICAN OFF THE FIELD IN 2011. THE SENIOR IS ONE OF FOUR CO-CAPTAINS ON THE 2012 SQUAD.

VETERAN BIOS

1



DOMINIC ATTANASIO

OF • L-L • 5-7 • 160 • So. • 1VL
Windermere, FL • Olympia HS
Community Recreation, Sport, & Camp Management

Speedy outfielder and slap hitter who was a tremendous contributor off the bench as a freshman...will compete for a starting spot in the outfield in 2012.

2011 (Freshman)

Hit .367 with 11 runs, two doubles, one triple, one homer, 11 RBIs, a .424 on-base percentage, and three steals in 33 games (10 starts, including five as the DH, three in right field, and two

in left field)...hit .522 with a .621 on-base percentage with runners on base...was 10-for-22 (.455) with five runs, two doubles, one triple, and six RBIs in 23 games off the bench...was 6-for-15 (.400) with a double, triple, two RBIs, three walks, and a .500 on-base percentage as a pinch-hitter...was 19-for-36 (.528) in Clemson wins...was 8-for-18 (.444) with runners in scoring position...was 16-for-29 (.552) in non-ACC regular-

ATTANASIO'S CAREER HIGHS

Runs	3	Presbyterian College	4-12-11
Hits	3	many (2)	-----
Doubles	1	many (2)	-----
Home Runs	1	Elon	3-23-11
RBIs	2	many (3)	-----
Walks	3	Boston College	² 4-16-11
Steals	2	Boston College	² 4-16-11



season games...went 2-for-2 with a run off the bench in his first game as a Tiger against Eastern Michigan on Feb. 18...went 2-for-2 with two RBIs off the bench against Cincinnati on Feb. 25...came off the bench and hit a two-run double against Duke on Mar. 19...went 3-for-4 with his first career homer, two RBIs, and three runs against Elon on Mar. 23...hit a pinch-hit, run-scoring double with one out in the ninth inning to tie the score against Coastal Carolina on Apr. 5...hit a pitch-hit, run-scoring triple against Maryland on Apr. 8...went 3-for-4 with an RBI and steal against Presbyterian College on Apr. 12...played for Sanford in the Florida Collegiate Summer League in the summer, where he hit .148 with a double and two steals; he was a member of the league champions.

Before Clemson

Member of the 2010 Orlando Classic All-Star team...first-team all-metro selection as a junior and senior at Olympia High School...from the same high school that produced Tiger infielder Brad Miller (2009-11)...lettered three times in baseball at Olympia High, where he was coached by Randy O'Neal.

Personal

Pronounced a-tuh-NA-zee-oh...majoring in community recreation, sport, & camp management...born Dominic Michael Attanasio on Nov. 11, 1991 in Windermere, FL.



ATTANASIO'S CAREER STATS

Overall																							
Year	Avg	GP-GS	AB	R	H	2B	3B	HR	RBI	TB	Slg%	BB	HP	SO	GDP	OB%	SF	SH	SB	PO	A	E	Fld%
2011	.367	33-10	60	11	22	2	1	1	11	29	.483	6	0	12	0	.424	0	0	3-5	23	0	1	.958
ACC Regular Season																							
Year	Avg	GP-GS	AB	R	H	2B	3B	HR	RBI	TB	Slg%	BB	HP	SO	GDP	OB%	SF	SH	SB	PO	A	E	Fld%
2011	.207	14-6	29	3	6	1	1	0	4	9	.310	6	0	7	0	.343	0	0	2-3	12	0	0	1.000

VETERAN BIOS

42



CLAY BATES

RHP • R-R • 5-11 • 180 • *Fr. • RS
Rock Hill, SC • Northwestern HS
Health Science

Two-time winner of the Omaha Challenge...won the Omaha Challenge competition among pitchers in the fall of 2011...will compete for innings out of the bullpen in 2012.

2011 (Freshman)

Red-shirted...won the Omaha Challenge competition among pitchers in the fall of 2010...played for Pineville in



the Southern Collegiate Baseball League in the summer, where was 2-4 with a 3.45 ERA in 28.2 innings pitched over nine appearances (seven starts); he allowed 26 hits (.248 opponents' batting average) and no homers.

Before Clemson

All-region and all-area selection as a senior at Northwestern High School...won the team's Best Pitcher Award as a senior...won the team's Hustle Award as a sophomore...member of the region champions as a sophomore, junior, and senior...member of the district champions as a senior...lettered three times in baseball at Northwestern High, where he was coached by Mitch Walters.

Personal

Member of the ACC Academic Honor Roll in 2010-11...majoring in health science...born John Clayton Bates on Feb. 4, 1992 in Charlotte, NC.



CLEMSON TIGER SPORTS NETWORK

Tiger Baseball will be broadcast over the airwaves in 2012 thanks to the Clemson Tiger Sports Network, a property of Learfield Sports. The official Clemson sports network has broadcast a regular-season baseball package since 1991.

The Clemson Tiger Sports Network will broadcast 36 regular-season games in 2012. It will broadcast the 30 ACC games, three games against South Carolina, both games

against Georgia, and the game against Coastal Carolina. The network will also broadcast all postseason contests.

The broadcasts will begin 30 minutes prior to the start of each game, as it will have comments and strategies from Head Coach Jack Leggett.

Additionally, WCCP (104.9 FM) in Clemson will broadcast the other 20 regular-season games. For a complete list of games on the radio, see page 1.



CTSN BASEBALL AFFILIATES

Location	Station	Frequency	Schedule
Barnwell, SC	WDOG	1460 AM	Partial
Camden, SC	WCAM	1590 AM	Partial
	WPUB	102.7 FM	Partial
Charleston, SC	WQSC	1340 AM	Partial
Charlotte, NC	WZGV	730 AM	Partial
Clemson, SC	WCCP	104.9 FM	All
Clinton, SC	WPCC	1410 AM	Partial
Columbia, SC	WZMJ	93.1 FM	Partial
Greenwood, SC	WCRS	1450 AM	Partial
Hampton, SC	WBHC	92.1 FM	Partial
Lincolnton, NC	WLON	1050 AM	Partial
Loris, SC	WLSC	1240 AM	Partial
Newberry, SC	WKDK	1240 AM	Network
Union, SC	WBCU	1460 AM	Partial

Note: Flagship station in **bold**; all correspondence concerning network clearances, advertising, and formatting should be directed to **Gerry Dickey** via phone at (864) 654-5544 or via email at gdickey@clemsontigersp.com.

VETERAN BIOS

19



KEVIN BRADY

RHP • L-R • 6-3 • 220 • *Jr. • 3VL
Gaithersburg, MD • Gaithersburg HS
Special Education

Has one of the team's hardest fastballs...the team's top pitcher early in 2011 before he suffered an arm injury that forced him out of action for over 10 weeks...slated to be a weekend starter in 2012...has a 3-0 record, one save, a 3.91 ERA, .272 opponents' batting average, and 86 strikeouts against only 14 walks in 71.1 innings pitched over 36 appearances (eight starts) in his three active seasons...has a 6.14 strikeout-to-walk ratio, 1.77 walks-per-nine-innings-pitched mark, and 10.85 strikeouts-per-nine-innings-pitched mark in his career...in 5.2 innings pitched over four relief appearances in ACC Tournament games, he has 12 strikeouts against no walks...two-time All-ACC Academic selection...#41 prospect in the nation for the 2012 draft in the preseason by **Baseball America**.

2011 (Red-Shirt Sophomore)

Drafted in the 17th round (#518 overall pick) by the Cleveland Indians...All-ACC Academic team member...had a 2-0 record and 3.86 ERA in 10 appearances (three starts)...in 23.1 innings pitched, he allowed 19 hits (.218 opponents' batting average) and one walk with 33 strikeouts...did not allow a steal in one attempt...had a 2-0 record, 1.10 ERA, .155 opponents' batting average, and 23 strikeouts against only one walk in his three starts...pitched 5.1 innings in a starting role, allowing two hits, one run, and one walk with 10 strikeouts to earn the win against Eastern Michigan on Feb. 20...pitched 7.0 innings in a starting role, allowing four hits, no runs, and no walks with nine strikeouts to earn the win against Michigan State at Greenville, SC on Feb. 27; he allowed only two runners past first base and none past second base...pitched 4.0 innings in a starting role, allowing three hits, one run, and no walks with four strikeouts against #4 South Carolina on Mar. 6; he suffered a forearm muscle strain prior to the fifth inning and missed 71 days...pitched a perfect inning in relief with one strikeout against Davidson on May 17...retired all five batters he faced in relief with four strikeouts at #4 Florida State on May 20...played for Bourne in the Cape Cod League in the summer, where he was 0-0 with an 0.00 ERA in 2.0 innings pitched over two relief appearances; he allowed no walks with five strikeouts.

BRADY'S CAREER HIGHS

Total IP	7.0	Michigan State	2-27-11
Scoreless IP	7.0	Michigan State	2-27-11
Hits	7	Elon	3-23-10
Runs	5	Alabama	6-14-10
Earned Runs	4	Elon	3-23-10
Walks	4	Charlotte	3-16-10
Strikeouts	10	Eastern Michigan	2-20-11

2010 (Red-Shirt Freshman)

All-ACC Academic team member...had a 1-0 record, one save, and a 4.58 ERA in 22 appearances (two starts)...in 37.1 innings pitched, he allowed 47 hits and eight walks with 45 strikeouts...allowed only two homers...led the team in strikeout-to-walk ratio (5.6-to-1) and strikeouts per nine innings pitched (10.8)...had a 4.20 ERA and 39 strikeouts against only six walks in 30.0 innings pitched over 20 relief appearances...allowed just one of his 15 inherited baserunners to score...in his last 16 appearances, all out of the bullpen, he allowed only two walks with 25 strikeouts in 21.0 innings pitched...pitched 3.1 innings in a starting role, allowing three hits, one earned run, and no walks with one strikeout to earn his first career win against Furman on Feb. 21...pitched 2.0 scoreless innings in relief with five strikeouts against Gardner-Webb on Mar. 11...pitched 2.1 innings in relief, allowing no walks with six strikeouts against N.C. State

in the ACC Tournament on May 26...pitched 2.0 perfect innings in relief with four strikeouts against #6 Georgia Tech in the ACC Tournament on May 29; in 4.1 innings pitched over two relief appearances in the ACC Tourney, he allowed three hits and no walks with 10 strikeouts...pitched 3.0

innings in relief, allowing no runs and no walks with three strikeouts to record his first career save at #14 Auburn in the Auburn Regional on June 7...induced a double play against the only batter he faced against #5 South Carolina in the College World Series on June 26...played for Bourne in the Cape Cod League in the summer, where he was 4-0 with an 0.97 ERA in 9.1 innings pitched over six relief appearances; he allowed just five hits and three walks with 12 strikeouts.

2009 (Freshman)

Had an 0-0 record and 1.69 ERA in four appearances (three starts)...in 10.2 innings pitched, he allowed nine hits (.225 opponents' batting average) and five walks with eight strikeouts...did not pitch after March 11 and received a medical red-shirt...pitched 1.1 scoreless innings in relief in his first career outing as a Tiger against Charlotte on Feb. 21...played for Youse in the Cal Ripken Collegiate Baseball League in the summer, where he had a 2-2 record and 1.53 ERA in 29.1 in-



nings pitched over five starts; pitched two complete games and allowed just 17 hits (.162 opponents' batting average), no homers, and five walks with 38 strikeouts; named to the league's All-Star team.

Before Clemson

Drafted in the 44th round (#1316 overall pick) by the Baltimore Orioles in 2008...All-League member and #3 prospect in the Cal Ripken Collegiate Baseball League...all-state standout at Gaithersburg High School...had a 19-2 record, 1.05 ERA, and 249 strikeouts in 140.2 innings pitched in his career...appeared in **Sports Illustrated's** "Faces in the Crowd"...Rawlings Player-of-the-Year in Maryland as a senior...All-Extra Montgomery County Player-of-the-Year as a senior...all-metro selection as a junior and senior...had a 7-0 record, 0.29 ERA, and 98 strikeouts against only eight walks in 48.1 innings pitched as a senior...#1 prospect in Maryland by **Perfect Game**...**Washington Post** Player-of-the-Year and First-Team All-Metro selection as a junior...had a 9-0 record, 0.84 ERA, and 112 strikeouts as a junior...pitched a perfect game as a junior...hit .429 with an .825 slugging percentage and .565 on-base percentage as a junior...East Coast Pro Showcase selection...lettered three times in baseball and once in swimming at Gaithersburg High, where he was coached by Jason Woodward.

Personal

Three-time member of the ACC Academic Honor Roll...majoring in special education...born Kevin Michael Brady on Sept. 7, 1990 in Gaithersburg, MD.

BRADY'S CAREER STATS

Overall																						
Year	ERA	W-L	APP	GS	CG	SHO/CBO	SV	IP	H	R	ER	BB	SO	AB	O/BA	WP	HBP	BK	PO	A	E	Fld%
2009	1.69	0-0	4	3	0	0/1	0	10.2	9	2	2	5	8	40	.225	1	3	0	0	0	0	----
2010	4.58	1-0	22	2	0	0/0	1	37.1	47	23	19	8	45	149	.315	1	3	0	2	6	0	1.000
2011	3.86	2-0	10	3	0	0/2	0	23.1	19	10	10	1	33	87	.218	0	1	1	1	1	0	1.000
Totals	3.91	3-0	36	8	0	0/3	1	71.1	75	35	31	14	86	276	.272	2	7	1	3	7	0	1.000
ACC Regular Season																						
Year	ERA	W-L	APP	GS	CG	SHO/CBO	SV	IP	H	R	ER	BB	SO	AB	O/BA	WP	HBP	BK	PO	A	E	Fld%
2010	8.44	0-0	5	0	0	0/0	0	5.1	9	5	5	0	5	23	.391	0	1	0	1	1	0	1.000
2011	6.75	0-0	2	0	0	0/0	0	2.2	3	2	2	0	4	10	.300	0	0	1	0	1	0	1.000
Totals	7.88	0-0	7	0	0	0/0	0	8.0	12	7	7	0	9	33	.364	0	1	1	1	2	0	1.000

VETERAN BIOS

4



THOMAS BRITTLE

OF • L-L • 5-8 • 170 • *Jr. • RS

Cross, SC • College of Charleston
Community Recreation, Sport, & Camp Management

Second-year Tiger who will be playing in his first active season at Clemson...has two years of eligibility remaining...will compete for a starting spot in the outfield in 2012...one of the fastest players on the team.

2011 (Junior)

Sat out due to NCAA transfer rules.


Before Clemson

Played the 2009 and 2010 seasons at College of Charleston under Head Coach Monte Lee...was 21-for-77 (.273) with 31 runs, two homers, 12 RBIs, and 16 steals in 76 games (15 starts) at College of Charleston...was 18-for-68 (.265) with

two homers, two doubles, 10 RBIs, 23 runs, and 14 steals in 47 games (15 starts) in 2010...was 3-for-9 (.333) with a double, two RBIs, eight runs, three walks, and two steals in 29 games off the bench in 2009...lettered five times in baseball at Berkeley High School, where he was coached by Shane Todd...played in the North-South All-Star game after his senior season.

Personal

His brother, Owen, was his teammate at College of Charleston in 2009 and 2010...majoring in community recreation, sport, & camp management...born Thomas David Brittle on Nov. 29, 1989 in Charleston, SC.



BRITTLE'S CAREER STATS

Year	Avg	GP-GS	AB	R	H	2B	3B	HR	RBI	Overall										PO	A	E	Fld%
										TB	Slg%	BB	HP	SO	GDP	OB%	SF	SH	SB				
2009*	.333	29-0	9	8	3	1	0	0	2	4	.444	3	0	4	0	.500	0	0	2-3	7	0	0	1.000
2010*	.265	47-15	68	23	18	2	0	2	10	26	.382	7	5	17	0	.375	0	0	14-16	46	1	0	1.000
Totals	.273	76-15	77	31	21	3	0	2	12	30	.390	10	5	21	0	.391	0	0	16-19	53	1	0	1.000

* - College of Charleston

VETERAN BIOS

36



MATT CAMPBELL

RHP • R-R • 5-11 • 185 • So. • 1VL
 Alpharetta, GA • Northview HS
 Community Recreation, Sport, & Camp Management

Hard-throwing righthander who pitched late in many games as a freshman...will be counted on as one of the top Tigers out of the bullpen.

2011 (Freshman)

All-ACC Academic team member...had a 1-0 record, two saves, and a 3.09 ERA in 16 relief appearances...in 23.1 innings pitched, he allowed 12 hits (.154 opponents' batting average), no homers, and 15 walks with 25 strikeouts...in 10.2 innings pitched over seven relief appearances in ACC regular-season games, he had one save and allowed five hits (.143 opponents' batting average) and four earned runs

CAMPBELL'S CAREER HIGHS

Total IP	2.2	Connecticut	6-6-11
Scoreless IP	2.1	N.C. State	5-28-11
Hits	2	many (3)	-----
Runs	3	Connecticut	6-6-11
Earned Runs	3	Connecticut	6-6-11
Walks	3	many (2)	-----
Strikeouts	4	Wake Forest	4-23-11

(3.38 ERA) with 13 strikeouts...held righthanded batters to a .125 batting average...held opponents to 0-for-25 with two outs...had a .122 opponents' batting average with runners on base and .111 batting average with runners in scoring position...in 6.0 innings pitched in the ninth inning, he allowed just two hits and no runs with nine strikeouts...allowed only four of 16 inherited baserunners to score...pitched 2.0 hitless and scoreless innings in relief with two strikeouts against Charleston Southern on Feb. 26; it was his first career appearance...struck out all three batters he faced in relief against Duke on Mar. 19...pitched 1.2 innings



in relief, allowing no hits, no runs, and no walks with a strikeout against Duke on Mar. 20...pitched 2.1 innings in relief, allowing no hits and no earned runs with four strikeouts against Wake Forest on Apr. 23...pitched a scoreless ninth inning with two strikeouts in the second game of a doubleheader against Gardner-Webb on May 7...pitched 1.2 hitless and scoreless innings in relief to record his first career save against Furman at Greenville, SC (Fluor Field) on May 10...pitched 2.0 hitless and scoreless innings in relief with three strikeouts to record the save in the second game of a doubleheader at Virginia Tech on May 14...pitched 2.1 innings in relief, allowing one hit, no runs, and no walks with one strikeout to earn his first career win against N.C. State in the ACC Tournament on May 28...played for Florence in the Coastal Plain League in the summer, where he was 1-0 with a league-best 1.19 ERA and .152 opponents' batting average in 45.1 innings pitched over eight appearances (six starts); he allowed only 23 hits and 17 walks with 41 strikeouts; named CPL Co-Pitcher-of-the-Week on July 20...rated as the #42 prospect in the Coastal Plain League by **Perfect Game**.

Before Clemson

Preseason honorable mention All-American by **Under Armour** as a senior at Northview High School...first-team all-region selection in his junior season...team defensive MVP during his junior campaign...lettered three times in baseball at Northview High, where he was coached by Joshua Bartlett.

Personal

Member of the ACC Academic Honor Roll in 2010-11...majoring in community recreation, sport, & camp management...born Matthew Scott Campbell on Sept. 28, 1991 in Alpharetta, GA.



CAMPBELL'S CAREER STATS

Overall																			
Year	ERA	W-L	APP	GS	CG	SHO/CBO	SV	IP	H	R	ER	BB	SO	AB	O/BA	WP	HBP	BK	PO
2011	3.09	1-0	16	0	0	0/2	2	23.1	12	9	8	15	25	78	.154	2	3	0	0
ACC Regular Season																			
Year	ERA	W-L	APP	GS	CG	SHO/CBO	SV	IP	H	R	ER	BB	SO	AB	O/BA	WP	HBP	BK	PO
2011	3.38	0-0	7	0	0	0/0	1	10.2	5	5	4	7	13	35	.143	1	2	0	0

VETERAN BIOS

37



KEVIN CAUGHMAN

INF • R-R • 5-11 • 180 • *So. • 1VL
Martinez, GA • Evans HS
Financial Management

Original walk-on who has provided depth in the infield in his three seasons at Clemson...has the versatility to play third base and second base...is 1-for-10 (.100) in 13 games off the bench in two active seasons...has one double and one RBI in his career...has one walk and one hit-by-pitch in his career...one of the team's best students in the classroom...one of nine Tigers from the state of Georgia on the

2012 team, but one of only two Tigers from Georgia who is not from the greater Atlanta area.

CAUGHMAN'S CAREER HIGHS

Runs	0		
Hits	1	Gardner-Webb	(2) 5-7-11
Doubles	1	Gardner-Webb	(2) 5-7-11
Home Runs	0		
RBI's	1	Gardner-Webb	(2) 5-7-11
Walks	1	Elon	3-23-11
Steals	0		

2011 (Red-Shirt Freshman)

Was 1-for-8 (.125) with a double, RBI, walk, and .222 on-base percentage nine games, all off the bench...played in two ACC regular-season games and had one putout...was 1-for-5 as

a pinch-hitter...hit a pinch-hit, run-scoring double in the



second game of a doubleheader against Gardner-Webb on May 7; it was his first career hit.

2010 (Freshman)

Was 0-for-2 with a hit-by-pitch in three plate appearances and four games off the bench...was hit-by-pitch against Boston College on Apr. 4; he suffered a hand injury on the play and missed the rest of the season...received a medical red-shirt.

Before Clemson

All-region, all-area, and all-county selection as a senior at Evans High School...region MVP runnerup and team MVP as a senior...lettered three times in baseball at Evans High, where he was coached by Ricky Beale.

Personal

Two-time member of the ACC Academic Honor Roll...majoring in financial management...born Kevin Barnes Caughman on July 2, 1991 in Augusta, GA.



CAUGHMAN'S CAREER STATS

Overall																							
Year	Avg	GP-GS	AB	R	H	2B	3B	HR	RBI	TB	Slg%	BB	HP	SO	GDP	OB%	SF	SH	SB	PO	A	E	Fld%
2010	.000	4-0	2	0	0	0	0	0	0	0	.000	0	1	0	2	.333	0	0	0-0	0	0	0	----
2011	.125	9-0	8	0	1	1	0	0	1	2	.250	1	0	3	0	.222	0	0	0-0	3	1	1	.800
Totals	.100	13-0	10	0	1	1	0	0	1	2	.200	1	1	3	2	.250	0	0	0-0	3	1	1	.800
ACC Regular Season																							
Year	Avg	GP-GS	AB	R	H	2B	3B	HR	RBI	TB	Slg%	BB	HP	SO	GDP	OB%	SF	SH	SB	PO	A	E	Fld%
2010	----	1-0	0	0	0	0	0	0	0	0	----	0	1	0	0	1.000	0	0	0-0	0	0	0	----
2011	----	2-0	0	0	0	0	0	0	0	0	----	0	0	0	0	----	0	0	0-0	1	0	0	1.000
Totals	----	3-0	0	0	0	0	0	0	0	0	----	0	1	0	0	1.000	0	0	0-0	1	0	0	1.000

VETERAN BIOS

5



JOE COSTIGAN

OF • L-R • 5-11 • 200 • So. • 1VL
Naples, FL • Barron Collier HS
Sociology

Sophomore outfielder who saw limited action in the 2011 season, but will compete for a starting outfield spot in 2012.


2011 (Freshman)

Was 2-for-8 (.250) with two runs, four RBIs, three walks, three hit-by-pitches, and a .571 on-base percentage in 14 games, all off the bench...had three putouts in the outfield without committing an error...was 2-for-5

with runners in scoring position...was 2-for-2 with four RBIs and a walk with the bases loaded...had his first career hit along with an RBI off the bench against Charleston Southern on Feb. 26...hit a pinch-hit, two-run single in the first game of a doubleheader against Gardner-Webb on May 7...played for Wilson in the Coastal Plain League during the summer, where he batted .299 with 23 runs,

COSTIGAN'S CAREER HIGHS

Runs	1	many (2)	-----
Hits	1	many (2)	-----
Doubles	0	-----	-----
Home Runs	0	-----	-----
RBIs	2	Gardner-Webb ⁽¹⁾ 5-7-11	-----
Walks	1	many (3)	-----
Steals	0	-----	-----



eight doubles, one triple, two home runs, and 21 RBIs in 48 games...rated as the #36 prospect in the Coastal Plain League by **Perfect Game**.

Before Clemson

Rated as the #33 prospect in Florida and the #221 prospect in the nation according to **Perfect Game**...all-area, all-county, and all-conference as a senior at Barron Collier High School...team captain as a junior and senior...preseason honorable mention All-American by **Perfect Game** and **Under Armour** as a senior...all-county and all-conference selection as a sophomore...from the same high school that produced Tiger first-baseman Andy D'Alessio (2004-07) and Tiger outfielder Jeff Schaus (2008-11)...lettered four times in baseball at Barron Collier High, where he was coached by Dan Maurer.

Personal

Majoring in sociology...born Joseph Jeffrey Costigan on June 16, 1991 in Akron, OH.

COSTIGAN'S CAREER STATS

Overall																							
Year	Avg	GP-GS	AB	R	H	2B	3B	HR	RBI	TB	Slg%	BB	HP	SO	GDP	OB%	SF	SH	SB	PO	A	E	Fld%
2011	.250	14-0	8	2	2	0	0	0	4	2	.250	3	3	2	1	.571	0	0	0-0	3	0	0	1.000
ACC Regular Season																							
Year	Avg	GP-GS	AB	R	H	2B	3B	HR	RBI	TB	Slg%	BB	HP	SO	GDP	OB%	SF	SH	SB	PO	A	E	Fld%
2011	.000	5-0	2	0	0	0	0	0	0	0	.000	1	2	1	0	.600	0	0	0-0	0	0	0	-----

VETERAN BIOS

10



MIKE DUNSTER

INF • L-R • 5-10 • 180 • So. • 1VL
Greenwich, CT • Greenwich HS
Pre-Business

Sophomore infielder who shined in his limited action in 2011...will compete for the starting spot at second base in 2012.

2011 (Freshman)

Was 6-for-12 (.500) with six runs, one double, two RBIs, four walks, and a .625 on-base percentage in 12 games (one start as the DH)...had three putouts and four assists without committing an error...was 3-for-5

with runners on base...was 5-for-10 with a double, two RBIs, five runs, and a .615 on-base percentage in his 11 games off the bench...was 4-for-4 with five runs, one double, two RBIs, and three walks in five non-ACC regular-season games; he reached base via a hit or walk in all seven of his plate appearances...was 5-for-8 with a double, two RBIs, five runs, and a .727 on-base percentage in nine home games...

DUNSTER'S CAREER HIGHS

Runs	2	Davidson	5-17-11
Hits	1	many (6)	-----
Doubles	1	Gardner-Webb	(1)5-7-11
Home Runs	0	-----	-----
RBIs	2	Gardner-Webb	(1)5-7-11
Walks	1	many (4)	-----
Steals	0	-----	-----



was 4-for-5 with a double, two RBIs, five runs, and an .875 on-base percentage in four May games...hit a single in his first career plate appearance against Elon on Mar. 23...came off the bench, walked, and scored a run against Western Carolina on Apr. 6...hit a pinch-hit, two-run double in the first game of a doubleheader against Gardner-Webb on May 7...came off the bench and went 1-for-1 with a run and walk in the second game of a doubleheader against Gardner-Webb on May 7...went 1-for-2 with a run and walk in the second game of a doubleheader at Virginia Tech on May 14; his leadoff walk in the eighth inning with the score tied 3-3 set up Brad Miller's go-ahead three-run homer; it was his first career start...went 1-for-1 with two runs and a walk off the bench against Davidson on May 17...hit a pinch-hit single against Sacred Heart in the Clemson Regional on June 3...played for North Shore in the New England Collegiate Baseball League in the summer, where he hit .205 with 13 runs, four doubles, one homer, eight RBIs, and seven steals in 24 games.

Before Clemson

Team offensive MVP at Greenwich High School...played in the Connecticut High School All-Star game...lettered three times in baseball and three times in football at Greenwich High, where he was coached by Mike Mora.

Personal

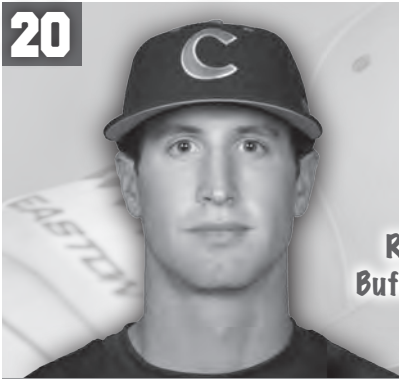
His mother, Susan, was a swimmer at South Carolina and his father, Michael, played football at Vanderbilt...majoring in pre-business...born Michael Edward Dunster on May 31, 1992 in Greenwich, CT.

DUNSTER'S CAREER STATS

Overall																							
Year	Avg	GP-GS	AB	R	H	2B	3B	HR	RBI	TB	Slg%	BB	HP	SO	GDP	OB%	SF	SH	SB	PO	A	E	Fld%
2011	.500	12-1	12	6	6	1	0	0	2	7	.583	4	0	3	0	.625	0	0	0-0	3	4	0	1.000
ACC Regular Season																							
Year	Avg	GP-GS	AB	R	H	2B	3B	HR	RBI	TB	Slg%	BB	HP	SO	GDP	OB%	SF	SH	SB	PO	A	E	Fld%
2011	.167	5-1	6	1	1	0	0	0	0	1	.167	1	0	3	0	.286	0	0	0-0	0	1	0	1.000

VETERAN BIOS

20



SCOTT FIRTH

RHP • R-R • 6-0 • 165 • Jr. • 2VL
Buffalo Grove, IL • Adlai E. Stevenson School
Sociology

Has one of the team's best arms...has been used in long relief and has made spot starts...will compete for a starting spot in the weekend rotation in 2012...in 82.2 innings pitched over 32 appearances (11 starts) and two seasons, he has a 7-2 record and 3.27 ERA while allowing 85 hits (.262 opponents' batting average) and 39 walks with 63 strikeouts...in 33.1 innings pitched over nine appearances (six starts) in ACC regular-season games, he has a 3-1 record, 2.97 ERA, and .210 opponents' batting average...#72 player in the nation in the preseason by **College Baseball Daily**...#73 prospect in the nation for the 2012 draft in the preseason by **Baseball America**.

2011 (Sophomore)

All-ACC Academic team member...had a 5-1 record and 3.06 ERA in 16 appearances (seven starts)...in 50.0 innings pitched, he allowed 42 hits (.225 opponents' batting average) and 27 walks with 38 strikeouts...had two pickoffs...in 32.1 innings pitched over eight appearances (six starts) in ACC regular-season games, he was 3-1 with a 2.78 ERA (eighth-best in the ACC) and .202 opponents' batting average (fifth-best in the ACC)...in 33.0 innings pitched over his seven starts, he had a 4-1 record, 3.00 ERA, and .205 opponents' batting average...held opponents to a .143 batting average with two outs...held opponents to 1-for-27 (.037) with two outs and runners on base, 0-for-17 with runners in scoring position and two outs, and 1-for-10 with no walks with the bases loaded...in his last 14.1 innings pitched over six appearances (one start), he allowed 14 hits, two runs, and two walks with 13 strikeouts...pitched 2.0 hitless and scoreless innings in relief against Cincinnati on Feb. 25...pitched 3.1 innings in relief, allowing three hits, no earned runs, and no walks with one strikeout against #6 Virginia on Mar. 12...pitched 6.2 innings in a starting role, allowing three hits, no earned runs, and one walk with five strikeouts to earn the win against Duke on Mar. 20; after giving up a double in the first inning, he retired 18 of the next 19 batters, as the only batter to reach did so on an error...pitched 5.0 innings in a starting role, allowing three hits and two runs with five strikeouts to earn the win at N.C. State on Mar. 27...pitched 6.0 innings in a starting role,

allowing two hits and no runs with five strikeouts to earn the win against Maryland on Apr. 9...pitched 3.0 innings in relief, allowing three hits, no runs, and no walks with four strikeouts to earn the win against Furman at Greenville, SC (Fluor Field) on May 10...pitched 2.0 innings in relief, allowing two hits, no runs, and no walk with one strikeout in the first game of a doubleheader at Virginia Tech on May 14...pitched 6.0 innings in a starting role, allowing six hits, one run, and one walk with five strikeouts to earn the win against Sacred Heart in the Clemson Regional on June 3...played for Hyannis in the Cape Cod League in the summer, where he was 3-1 with a 1.88 ERA and .218 opponents' batting average in 43.1 innings pitched over nine starts; he allowed just 32 hits with 33 strikeouts; pitched in the Cape Cod League All-Star game; named to the Cape Cod League All-Star team...#90 prospect in the Cape Cod League according to **Perfect Game**.

2010 (Freshman)

Had a 2-1 record and a 3.58 ERA in 16 appearances (four starts)...in 32.2 innings pitched, he allowed 43 hits and 12 walks with 25 strikeouts...led the team in ERA (minimum 15.0 innings pitched)...had 44 ground-ball outs compared to just 23 flyball outs...Clemson

was 4-0 in his four starts...held leadoff batters of an inning to 5-for-33 (.152) with only one walk against nine strikeouts...in 9.1 innings pitched after the sixth inning, he allowed just one earned run (0.96 ERA)...pitched a scoreless inning in relief with two strikeouts in his first career outing against Michigan State at Greenville, SC on Feb. 20...pitched 1.1 scoreless innings in relief against Western Carolina on Apr. 14...pitched 2.0 innings in relief, allowing one hit, no runs, and one walk with one strikeout against Florida Gulf Coast on May 4...pitched 6.0 innings in a starting role, allowing six hits, one run, and one walk with four strikeouts to earn his first career win against Furman at Greenville, SC (Fluor Field) on May 11; he allowed two runners to advance past first base in the first inning, but did not allow a runner past first base in his last 5.0 innings pitched...pitched 5.1 innings in a starting role, allowing seven hits, two runs, and no walks with six strikeouts to earn the win against Presbyterian College on May 18...pitched a scoreless eighth inning against



Southern Mississippi in the Auburn Regional on June 4...played for Keene in the New England Collegiate Baseball League in the summer, where he had a 1-1 record and a 1.99 ERA in 22.2 innings pitched over seven appearances (three starts); named NECBL Pitcher-of-the-Week on Aug. 1.

Before Clemson

Drafted in the 36th round (#1076 overall pick) by the Baltimore Orioles in 2009...#1 high school righthander prospect in Illinois and #3 overall high school prospect in Illinois by **Prep Baseball Report**...#11 high school prospect in Illinois and #391 high school prospect in the nation by **Perfect Game**...member of Team Illinois...first-team all-state pick as a senior at Adlai E. Stevenson School...set the school record for career strikeouts...all-conference selection as a sophomore, junior, and senior...played in the 2008 Midwest Pro Scout Classic and 2008 Pitch & Hit Club Pro Scout Showcase...lettered three times in baseball at Adlai E. Stevenson School, where he was coached by Paul Mazzuca.

Personal

First Tiger from Illinois since 1991 (Tad Smith)...member of the ACC Academic Honor Roll in 2010-11...majoring in sociology...born Scott William Firth on Jan. 2, 1991 in Park Ridge, IL.

FIRTH'S CAREER HIGHS

Total IP	6.2	Duke	3-20-11
Scoreless IP	6.0	Maryland	4-9-11
Hits	7	Presbyterian College	5-18-10
Runs	6	Georgia Southern	3-17-10
Earned Runs	3	many (4)	-----
Walks	6	N.C. State	3-27-11
Strikeouts	6	Presbyterian College	5-18-10

FIRTH'S CAREER STATS

Overall																						
Year	ERA	W-L	APP	GS	CG	SHO/CBO	SV	IP	H	R	ER	BB	SO	AB	O/BA	WP	HBP	BK	PO	A	E	Fld%
2010	3.58	2-1	16	4	0	0/0	0	32.2	43	21	13	12	25	138	.312	2	3	1	1	9	3	.769
2011	3.06	5-1	16	7	0	0/2	0	50.0	42	24	17	27	38	187	.225	5	4	0	3	6	0	1.000
Totals	3.27	7-2	32	11	0	0/2	0	82.2	85	45	30	39	63	325	.262	7	7	1	4	15	3	.864

ACC Regular Season

Year	ERA	W-L	APP	GS	CG	SHO/CBO	SV	IP	H	R	ER	BB	SO	AB	O/BA	WP	HBP	BK	PO	A	E	Fld%
2010	9.00	0-0	1	0	0	0/0	0	1.0	2	1	1	1	2	5	.400	0	0	0	0	0	0	-----
2011	2.78	3-1	8	6	0	0/1	0	32.1	24	17	10	21	24	119	.202	4	2	0	1	4	0	1.000
Totals	2.97	3-1	9	6	0	0/1	0	33.1	26	18	11	22	26	124	.210	4	2	0	1	4	0	1.000

VETERAN BIOS

16



JAKE FLETCHER

C • R-R • 5-11 • 175 • So. • 1VL
Thomasville, GA • Thomasville HS
Civil Engineering

Original walk-on catcher who played sparingly in his first year in the program in 2011...will provide depth behind the plate in 2012...one of nine Tigers from the state of Georgia on the 2012 team, but one of only two Tigers from Georgia who is not from the greater Atlanta area.

2011 (Freshman)

Was 0-for-3 in four games, all off the bench...had six putouts without committing an error...made a diving catch of a foul pop-up while crashing into the backstop to

end the game in the first game of a doubleheader against Gardner-Webb on May 7.

FLETCHER'S CAREER HIGHS

Runs	0	-----
Hits	0	-----
Doubles	0	-----
Home Runs	0	-----
RBI's	0	-----
Walks	0	-----
Steals	0	-----

Before Clemson

Member of the all-state and all-region teams as a senior at Thomasville High School...all-area by **Thomasville Times-Enterprise** as a senior...had a .533 on-base percentage, 31 runs, and 33 RBIs as a senior... Georgia Dugout Club selec-

tion as a senior...lettered four times in baseball at Thomasville High, where he was coached by Erik McDougald.



Personal

Majoring in civil engineering...born David Jacob Fletcher on Nov. 12, 1991 in Thomasville, GA.




FLETCHER'S CAREER STATS

Overall																							
Year	Avg	GP-GS	AB	R	H	2B	3B	HR	RBI	TB	Slg%	BB	HP	SO	GDP	OB%	SF	SH	SB	PO	A	E	Fld%
2011	.000	4-0	3	0	0	0	0	0	0	0	.000	0	0	0	0	.000	0	0	0-0	6	0	0	1.000

VETERAN BIOS

29



DAVID HASELDEN

RHP • R-R • 6-4 • 240 • Sr. • 3VL
Spartanburg, SC • Spartanburg HS
Mechanical Engineering

Righthander who has been one of the team's most reliable relievers...has excellent control...slated to provide innings in relief and as a spot starter in 2012...in 135.1 innings pitched over 54 appearances (seven starts) and three seasons, he has an 11-5 record, five saves, and a 3.26 ERA while allowing 133 hits (.260 opponents' batting average) and 28 walks with 94 strikeouts...has a 3.36 strikeout-to-walk ratio (sixth-best in school history) and 1.86 walks-per-nine-innings-pitched mark (second-best in school history) in his career...has not allowed more than two walks in any of his 54 career appearances...two-time All-ACC Academic selection...preseason second-team All-ACC pick by CollegeSportsMadness.com...ACC's returning leader in ERA from 2011.

2011 (Junior)

All-ACC Academic team member...had a 6-1 record, three saves, and a 2.23 ERA in 25 appearances (four starts)...in 76.2 innings pitched, he allowed 65 hits (.236 opponents' batting average) and 14 walks with 49 strikeouts...fifth in the ACC in ERA...his 1.64 walks-per-nine-innings-pitched mark was sixth-best in school history...allowed only 13 extra-base hits and three steals...in 59.1 innings pitched over his 21 relief appearances, he was 5-0 with three saves and allowed 46 hits (.220 opponents' batting average), 10 earned runs (1.52 ERA), eight extra-base hits (all doubles), and 10 walks with 38 strikeouts...in 32.0 innings pitched over his 11 appearances (one start) away from home, he was 3-0 with one save, a 1.12 ERA and allowed 22 hits (.198 opponents' batting average), and six walks with 24 strikeouts...pitched 3.0 innings in relief, allowing two hits, no runs, and no walks with two strikeouts to record the save against Eastern Michigan on Feb. 20...pitched 5.0 innings in a starting role, allowing four hits, one run, and one walk with two strikeouts to earn the win against Charleston Southern on Feb. 26...pitched 6.0 innings in a starting role, allowing three hits, no runs, and one walk with five strikeouts against #4 South Carolina at Greenville, SC on Mar. 8...pitched 7.0 innings in relief, allowing two hits, no runs, and two walks (one of which was intentional) with three strikeouts in throwing just

72 pitches to earn the win against Coastal Carolina on Apr. 5; during one stretch, he retired 17 of 18 batters, including 10 in a row...pitched 3.0 innings in relief, allowing one hit, no runs, and no walks with three strikeouts to record the save against Maryland on Apr. 9...pitched 2.2 innings in relief, allowing three hits, no runs, and no walks to earn the win at Western Carolina on Apr. 27...pitched 2.0 perfect innings in relief with five strikeouts at Gardner-Webb on May 8...pitched 2.2 hitless and scoreless innings in relief to earn the win at #4 Florida State on May 21; he pitched 4.1 innings over two relief appearances in the series, allowing one hit and no earned runs...pitched 4.0 innings in relief, allowing two hits, no runs, and no walks with two strikeouts to record the save against #8 Georgia Tech in the ACC Tournament on May 25...pitched 4.0 innings in relief, allowing two runs and no walks with two strikeouts to earn the win against #21 Coastal Carolina in the Clemson Regional on June 4.

HASELDEN'S CAREER HIGHS

Total IP	7.0	Coastal Carolina	4-5-11
Scoreless IP	7.0	Coastal Carolina	4-5-11
Hits	6	many (4)	-----
Runs	6	Duke	3-19-11
Earned Runs	4	many (3)	-----
Walks	2	many (3)	-----
Strikeouts	6	Furman	5-11-09

in the ACC...had a 4-2 record and 2.30 ERA in 27.1 innings pitched over 13 appearances (one start) at home...pitched 9.0 innings before he allowed his first hit and first run of the season...pitched 2.1 perfect innings in relief with one strikeout to earn the win against Wright State on Feb. 27...pitched 4.0 innings in relief, allowing no hits, no runs, and one walk with three strikeouts to earn the win against #15 South Carolina on Mar. 5...pitched 1.2 hitless and scoreless innings in relief with two strikeouts to record his first career save against Virginia Tech on Mar. 19...pitched 1.1 innings in relief with two strikeouts to record the save in the first game of a doubleheader at #1 Virginia on Mar. 27...pitched 2.2 innings in relief, allowing one run and no walks with two strikeouts to earn the win against Boston College on Apr. 4...pitched 2.0 innings in a starting role, allowing three hits, no runs, and no walks with two strikeouts to earn the win against South Carolina-Upstate on Apr. 21.

2010 (Sophomore)

All-ACC Academic team member...had a 4-4 record, two saves, and a 4.61 ERA in 22 appearances (one start)...in 41.0 innings pitched, he allowed 47 hits and 13 walks with 29 strikeouts...finished 12 games on the mound, tied for 10th-most



2009 (Freshman)

Had a 1-0 record and 4.58 ERA in seven appearances (two starts)...in 17.2 innings pitched, he allowed just one walk with 16 strikeouts...pitched 5.0 innings in a starting role, allowing five hits, one run, and one walk with six strikeouts to earn his first career win against Furman at Greenville, SC (Fluor Field) on May 11...pitched a perfect inning in relief with two strikeouts against Tennessee Tech in the Clemson Regional on May 31...played for Florence in the Coastal Plain League in the summer, where he was 5-3 with a 2.57 ERA in 56.0 innings pitched over 10 appearances (eight starts); he had two complete games and allowed 46 hits and seven walks with 48 strikeouts.

Before Clemson

All-state and all-region performer at Spartanburg High School...#6 prospect in South Carolina by **Impact Baseball**...#2 righthander prospect in South Carolina by **Diamond Prospect**...had a 1.43 ERA, two saves, 68 strikeouts, and allowed 13 walks in 44.0 innings pitched (14 appearances) as a junior...lettered three times in baseball and once in swimming at Spartanburg High, where he was coached by Tom Myers.

Personal

His sister, Laura, is a freshman on the Clemson rowing team...two-time member of the ACC Academic Honor Roll...majoring in mechanical engineering...born David Alan Haselden on Oct. 31, 1989 in Spartanburg, SC.

HASELDEN'S CAREER STATS

Overall																						
Year	ERA	W-L	APP	GS	CG	SHO/CBO	SV	IP	H	R	ER	BB	SO	AB	O/BA	WP	HBP	BK	PO	A	E	Fld%
2009	4.58	1-0	7	2	0	0/1	0	17.2	21	10	9	1	16	70	.300	1	1	0	1	4	0	1.000
2010	4.61	4-4	22	1	0	0/1	2	41.0	47	24	21	13	29	165	.285	2	5	1	3	3	0	1.000
2011	2.23	6-1	25	4	0	0/2	3	76.2	65	30	19	14	49	276	.236	2	6	0	7	9	3	.842
Totals	3.26	11-5	54	7	0	0/4	5	135.1	133	64	49	28	94	511	.260	5	12	1	11	16	3	.900

ACC Regular Season																						
Year	ERA	W-L	APP	GS	CG	SHO/CBO	SV	IP	H	R	ER	BB	SO	AB	O/BA	WP	HBP	BK	PO	A	E	Fld%
2009	8.10	0-0	3	0	0	0/0	0	6.2	10	7	6	0	4	27	.370	0	1	0	1	2	0	1.000
2010	5.40	1-2	11	0	0	0/1	2	20.0	29	12	12	6	13	86	.337	0	2	1	2	2	0	1.000
2011	3.94	2-1	10	2	0	0/1	1	32.0	34	24	14	7	22	126	.270	1	2	0	3	4	3	.700
Totals	4.91	3-3	24	2	0	0/2	3	58.2	73	43	32	13	39	239	.305	1	5	1	6	8	3	.824

VETERAN BIOS

15



MIKE KENT

RHP • R-R • 6-0 • 195 • *So. • 1VL
Springfield, VA • West Springfield HS
Management

Has been used as a long reliever and spot starter in two seasons at Clemson...will compete for innings out of the bullpen in the 2012 season...in 15.1 innings pitched over seven appearances (two starts) and two seasons, he has a 1-1 record and an 8.80 ERA while allowing 16 hits (.262 opponents' batting average) and 13 walks with eight strikeouts.

2011 (Sophomore)

Had an 0-0 record and 54.00 ERA in one relief appearance...was hampered by injury that forced him to miss most of

the season...received a medical red-shirt...pitched 0.1 innings against Western Carolina on Apr. 6; he allowed one hit, two runs, and three walks...played for Bethesda in the Cal Ripken Collegiate Baseball League during the summer, where he had a 4-0 record with a 3.65 ERA and .240 opponents' batting average in 27.1 innings pitched over 10 appearances (two starts); he allowed 24 hits and eight walks with 24 strikeouts; he was a member of the league championship team.

KENT'S CAREER HIGHS			
Total IP	4.0	Elon	3-24-10
Scoreless IP	3.1	Georgia Southern	3-17-10
Hits	4	many (2)	-----
Runs	4	many (2)	-----
Earned Runs	4	many (2)	-----
Walks	3	many (2)	-----
Strikeouts	3	many (2)	-----



2010 (Freshman)

Had a 1-1 record and 7.80 ERA in six appearances (two starts)...in 15.0 innings pitched, he allowed 15 hits (.254 opponents' batting average) and 10 walks with eight strikeouts...held opponents to 2-for-16 (.125) with two outs...had 24 groundball outs compared to just 11 flyball outs...pitched 3.1 innings in relief, allowing two hits, no runs, and one walk with three strikeouts to earn his first win as a Tiger in his first career appearance against Georgia Southern on Mar. 17...pitched 4.0 innings in a starting role, allowing four hits and two earned runs against Elon on Mar. 24; it was his first career start...struck out all three batters he faced at Wake Forest on May 14...played for Bethesda in the Cal Ripken Collegiate Baseball League in the summer, where he pitched an inning in his only relief appearance.

Before Clemson

First-team all-state selection as a junior and senior at West Springfield High School...#13 high school prospect in Virginia and #304 high school prospect in the nation by **Perfect Game**...East Coast Pro Showcase selection...region MVP as a senior...first-team all-district as a sophomore, junior, and senior...2008 Orlando Baseball Classic All-Tournament pick...Patriot District Pitcher-of-the-Year as a junior...lettered three times in baseball at West Springfield High, where he was coached by John James.

Personal

Majoring in management...born Mike Travis Kent on Oct. 30, 1990 in Fairfax, VA.



KENT'S CAREER STATS

Overall																						
Year	ERA	W-L	APP	GS	CG	SHO/CBO	SV	IP	H	R	ER	BB	SO	AB	O/BA	WP	HBP	BK	PO	A	E	Fld%
2010	7.80	1-1	6	2	0	0/0	0	15.0	15	14	13	10	8	59	.254	1	0	0	0	1	0	1.000
2011	54.00	0-0	1	0	0	0/0	0	0.1	1	2	2	3	0	2	.500	0	0	0	0	0	0	----
Totals	8.80	1-1	7	2	0	0/0	0	15.1	16	16	15	13	8	61	.262	1	0	0	0	1	0	1.000

ACC Regular Season																						
Year	ERA	W-L	APP	GS	CG	SHO/CBO	SV	IP	H	R	ER	BB	SO	AB	O/BA	WP	HBP	BK	PO	A	E	Fld%
2010	5.79	0-0	2	0	0	0/0	0	4.2	3	3	3	2	4	16	.188	0	0	0	0	0	0	----

VETERAN BIOS

22



SPENCER KIEBOOM

C • R-R • 6-0 • 220 • Jr. • 2VL
Marietta, GA • Walton HS
Marketing

Catcher who was the third-string catcher most of the 2010 season as a freshman, but he became the everyday starter behind the plate in the 2010 NCAA Tournament...penciled in as the starter behind the plate in 2012...has good leadership skills...a career .278 hitter in 83 games (64 starts) over two seasons...has 15 doubles, one homer, 41 RBIs, 32 runs, and 28 walks and four hit-by-pitches against only 20 strikeouts...has committed only three errors and has a .994 fielding percentage...has thrown out 17 of 52 potential basestealers in his career...#84 prospect in the nation for the 2012 draft in the preseason by **Baseball America**.

2011 (Sophomore)

Johnny Bench Award Watch List member...All-ACC Academic team member...hit .282 with 22 runs, 10 doubles, one homer, 31 RBIs, 22 walks and four hit-by-pitches against only 13 strikeouts, a team-high seven sacrifice flies, and a .365 on-base percentage in 53 games (51 starts, including 46 at catcher and five as the DH)...

tied for 25th in the nation in sacrifice flies...hit .579 in six February games and .400 in 12 March games...was 15-for-28 (.536) with four doubles and 12 RBIs in the #8 spot in the batting order...threw out 15 of 45 potential basestealers...had three pickoffs...committed only two errors and allowed just three passed balls...went 1-for-2 with four RBIs and a hit-by-pitch against Eastern Michigan on Feb. 18...went 3-for-4 with a double, two RBIs, a run, and walk against Eastern Michigan on Feb. 19; he was 5-for-9 with a double, eight RBIs, two walks, and a hit-by-pitch in the series...went 3-for-4 with two runs and a walk against Cincinnati on Feb. 25...went 2-for-3 with an RBI and two walks against #4 South Carolina on Mar. 6; he went 4-for-10 with two walks in the series and received the Bob Bradley Award as Clemson's MVP in the series...went 3-for-5 with a double against Duke on Mar. 20...went 3-for-4 with a double and RBI against Elon on Mar. 22...went 1-for-1 with a double, RBI, run, and two walks against Maryland on Apr. 8...went 2-for-4 with two doubles, two RBIs, and two runs at Boston College on Apr. 15; his two-out, two-run double in the sixth inning gave Clemson the lead for good...hit his first career homer and had two RBIs against Wake Forest on

Apr. 24...went 2-for-2 with a run and walk at Virginia Tech on May 15...went 2-for-3 with a double, RBI, and walk against Davidson on May 17...went 1-for-2 with two runs and a walk at #4 Florida State on May 21...went 1-for-3 with three RBIs and a walk against #16 Connecticut in the Clemson Regional on June 5; his two-out, two-run single in the ninth inning tied the score; he also threw out both potential basestealers; in four Clemson Regional games, he threw out all five potential basestealers and added a pickoff of a runner at second base...#15 prospect in the ACC for the 2012 draft in the preseason by **Perfect Game**...played for Falmouth in the Cape Cod League in the summer, where he hit .212 with five doubles and 11 RBIs in 40 games.

2010 (Freshman)

Hit .263 (15-for-57) with 10 runs, five doubles, 10 RBIs, and six walks in 30 games (13 starts, all at catcher)...12 of his 13 starts came in the postseason and 11 came in the NCAA

Tournament...Clemson was 9-4 in his 13 starts...came off the bench and hit two doubles in the sixth inning against Georgia Southern on Mar. 17; he also had two RBIs...came off the bench and hit a single and scored a run against Boston College on Apr. 2...hit a pinch-hit single and scored a run

at Maryland on May 7...made his first career start against Furman at Greenville, SC (Fluor Field) on May 11...in his second career start, he went 3-for-4 with two runs against #6 Georgia Tech in the ACC Tournament on May 29...went 1-for-3 with a run-scoring double and two sacrifice bunts at #14 Auburn in the Auburn Regional on June 6...went 2-for-5 with a run at #14 Auburn in the Auburn Regional on June 7...went 1-for-3 with a double, three RBIs, a run, and walk against #16 Alabama in the Clemson Super Regional on June 13...hit a run-scoring single against #1 Arizona State in the College World Series on June 21...went 1-for-3 with a two-run single and a walk against #6 Oklahoma in the College World Series on June 22.

Before Clemson

Named a 2009 Louisville Slugger Honorable Mention All-American...#42 high school prospect in Georgia and #465



high school prospect in the nation by **Perfect Game**...all-state pick as a junior and senior at Walton High School...First-Team Cobb County selection as a junior and senior...first-team all-region as a junior and senior...2008 Georgia Dugout All-Tournament team selection...team MVP as a junior and senior...set the school record for doubles and RBIs in a season...member of the state champions as a sophomore...played in the Connie Mack World Series, where his team won the tournament in 2008...played with the East Cobb Astros and Yankees...lettered four times in baseball at Walton High, where he was coached by Shane Amos.

Personal

Pronounced KEE-boom...has dual-citizenship with the United States and The Netherlands...his father, Alswinn, was born in The Netherlands, moved to the United States at the age of 17, and played baseball at Eastern Illinois...his brother, Trevor, is a freshman righthander and infielder on the Clemson baseball team...two-time member of the ACC Academic Honor Roll...majoring in marketing...born Spencer John Kieboom on Mar. 16, 1991 in Mount Pleasant, SC.

S. KIEBOOM'S CAREER HIGHS

Runs	2	many (4)	-----
Hits	3	many (5)	-----
Doubles	2	many (2)	-----
Home Runs	1	Wake Forest	4-24-11
RBIs	4	Eastern Michigan	2-18-11
Walks	2	many (3)	-----
Steals	0	-----	-----

S. KIEBOOM'S CAREER STATS

Overall																							
Year	Avg	GP-GS	AB	R	H	2B	3B	HR	RBI	TB	Slg%	BB	HP	SO	GDP	OB%	SF	SH	SB	PO	A	E	Fld%
2010	.263	30-13	57	10	15	5	0	0	10	20	.351	6	0	7	4	.333	0	2	0-0	113	11	1	.992
2011	.282	53-51	170	22	48	10	0	1	31	61	.359	22	4	13	5	.365	7	3	0-0	326	38	2	.995
Totals	.278	83-64	227	32	63	15	0	1	41	81	.357	28	4	20	9	.357	7	5	0-0	439	49	3	.994

ACC Regular Season																							
Year	Avg	GP-GS	AB	R	H	2B	3B	HR	RBI	TB	Slg%	BB	HP	SO	GDP	OB%	SF	SH	SB	PO	A	E	Fld%
2010	.500	4-0	4	2	2	0	0	0	0	2	.500	1	0	1	0	.600	0	0	0-0	7	0	0	1.000
2011	.241	23-23	79	9	19	5	0	1	10	27	.342	8	1	8	3	.311	2	1	0-0	149	13	2	.988
Totals	.253	27-23	83	11	21	5	0	1	10	29	.349	9	1	9	3	.326	2	1	0-0	156	13	2	.988

VETERAN BIOS

6



co-captain DOMINIC LEONE

RHP • R-R • 5-11 • 195 • Jr. • 2VL
Norwich, CT • Norwich Free Academy
Community Recreation, Sport, & Camp Management

Team co-captain in 2012...righthander who moved into the weekend rotation in late April of 2010 and has also been a long reliever...suffered an injury in the early part of 2011 that hampered his progress, but he moved back into the weekend rotation in the second half of the 2011 season...slated to be a weekend starter in 2012...competitive pitcher who challenges hitters...in 124.0 innings pitched over 37 appearances (22 starts) and two seasons, he has a 9-4 record and 4.21 ERA while allowing 122 hits (.255 opponents' batting average) and 52 walks with 112 strikeouts.

2011 (Sophomore)

Had a 6-2 record and 3.70 ERA in 15 appearances (12 starts)...in 65.2 innings pitched, he allowed 53 hits (.219 opponents' batting average) and 30 walks with a team-high 72 strikeouts...in 46.0 innings pitched over 10 appearances (eight starts) in ACC regular-season games, he was 4-2 with a 3.72 ERA and allowed 37 hits (.220 opponents' batting average) and 21 walks with 51 strikeouts...held opponents to a .154 batting average with runners in scoring position and .162 batting average with two outs...in 12.2 innings pitched after the fifth inning, he allowed just two hits (.053 opponents' batting average), no runs, and three walks with 20 strikeouts...earned a win in five straight starts from April to May...suffered a shoulder injury in February, which forced him out of action in late February and early March...pitched a scoreless ninth inning with two strikeouts against Duke on Mar. 19...pitched 4.0 innings in a starting role, allowing two hits and one earned run with three strikeouts at #6 North Carolina on Apr. 2...pitched 6.0 innings in a starting role, allowing five hits and two runs with five strikeouts to earn the win at Boston College on Apr. 15...pitched a team-tying-season-long 8.1 innings in a starting role, allowing three hits, no runs, and three walks with 10 strikeouts to earn the win against Wake Forest on Apr. 22; he did not allow a runner past second base and allowed just two runners past first base, one on a wild pitch and one on a steal...pitched 8.0 innings in a starting role, allowing two hits, two runs, and two walks with 10 strikeouts to earn the win against #9 Georgia Tech on Apr. 29; he retired 13

batters in a row during one stretch...pitched 7.0 innings in a starting role, allowing two hits, one run, and one walk with eight strikeouts to earn the win in the first game of a doubleheader against Gardner-Webb on May 7...pitched 6.0 innings in a starting role, allowing six hits, two runs, and two walks with seven strikeouts to earn the win in the first game of a doubleheader at Virginia Tech on May 14...pitched 5.0 innings in a starting role, allowing four hits and no runs with five strikeouts to earn the win against #8 Georgia Tech in the ACC Tournament on May 25...played for Chatham in the Cape Cod League in the summer, where he was 2-3 with a 3.15 ERA and .229 opponents' batting average in 40.0 innings pitched over eight appearances (six starts); he allowed 32 hits and 22 walks with 40 strikeouts...#81 prospect in the Cape Cod League by **Perfect Game**.

2010 (Freshman)

Had a 3-2 record and 4.78 ERA in 22 appearances (10 starts)...in 58.1 innings pitched, he allowed 69 hits, including only two homers (both solo), and 22 walks with 40 strikeouts...did not allow more than four earned runs or three walks in any of his 22 appearances...pitched a perfect ninth inning in relief in his first career outing against Miami (OH) on Feb. 19...pitched 3.0 innings in relief, allowing two hits, no runs, and no walks with six strikeouts to earn his first career win in the second game of a doubleheader against N.C. State on Mar. 13...pitched 5.1 innings in his first career start, allowing four hits, no earned runs, and one walk against #14 Coastal Carolina on Mar. 31...pitched 6.0 innings in a starting role, allowing four hits, two runs, and one walk with seven strikeouts to earn the win at Georgia on Apr. 6...pitched 6.0 innings in a starting role, allowing six hits, two earned runs, and one walk with six strikeouts against Western Carolina on Apr. 14...pitched 8.0 innings in a starting role, allowing seven hits, three runs, and one walk with three strikeouts against North Carolina on Apr. 25; it was his first career ACC start; he allowed just one hit and no runs in his final 6.0 innings pitched after allowing a leadoff single in the third inning...pitched 5.2 innings in a starting role, allowing three hits, no earned runs, and one walk with three strikeouts to

LEONE'S CAREER HIGHS

Total IP	8.1	Wake Forest	4-22-11
Scoreless IP	8.1	Wake Forest	4-22-11
Hits	9	Florida Gulf Coast	(2) 5-2-10
Runs	6	Florida State	5-19-11
Earned Runs	5	Florida State	5-19-11
Walks	4	many (2)	-----
Strikeouts	10	many (2)	-----

19...pitched 3.0 innings in relief, allowing two hits, no runs, and no walks with six strikeouts to earn his first career win in the second game of a doubleheader against N.C. State on Mar. 13...pitched 5.1 innings in his first career start, allowing four hits, no earned runs, and one walk against #14 Coastal Carolina on Mar. 31...pitched 6.0 innings in a starting role, allowing four hits, two runs, and one walk with seven strikeouts to earn the win at Georgia on Apr. 6...pitched 6.0 innings in a starting role, allowing six hits, two earned runs, and one walk with six strikeouts against Western Carolina on Apr. 14...pitched 8.0 innings in a starting role, allowing seven hits, three runs, and one walk with three strikeouts against North Carolina on Apr. 25; it was his first career ACC start; he allowed just one hit and no runs in his final 6.0 innings pitched after allowing a leadoff single in the third inning...pitched 5.2 innings in a starting role, allowing three hits, no earned runs, and one walk with three strikeouts to

19...pitched 3.0 innings in relief, allowing two hits, no runs, and no walks with six strikeouts to earn his first career win in the second game of a doubleheader against N.C. State on Mar. 13...pitched 5.1 innings in his first career start, allowing four hits, no earned runs, and one walk against #14 Coastal Carolina on Mar. 31...pitched 6.0 innings in a starting role, allowing four hits, two runs, and one walk with seven strikeouts to earn the win at Georgia on Apr. 6...pitched 6.0 innings in a starting role, allowing six hits, two earned runs, and one walk with six strikeouts against Western Carolina on Apr. 14...pitched 8.0 innings in a starting role, allowing seven hits, three runs, and one walk with three strikeouts against North Carolina on Apr. 25; it was his first career ACC start; he allowed just one hit and no runs in his final 6.0 innings pitched after allowing a leadoff single in the third inning...pitched 5.2 innings in a starting role, allowing three hits, no earned runs, and one walk with three strikeouts to



earn the win against #16 Alabama in the Clemson Super Regional on June 14.

Before Clemson

All-state selection as a junior and senior at Norwich Free Academy...#1 high school prospect in the state of Connecticut and #263 high school prospect in the nation according to **Perfect Game**...Connecticut Senior All-Star Game MVP...AFLAC All-American during his junior campaign...member of the Connecticut Junior Top 40 All-Star team in his junior season...had a 4-3 record, 1.48 ERA, and 66 strikeouts in 47.0 innings pitched during his junior season...East Coast Pro Showcase selection...member of the 2008 Connecticut Legion All-Star team...lettered three times in baseball at Norwich Free Academy, where he was coached by Clarence Cooper.

Personal

Pronounced lee-OHN...majoring in community recreation, sport, & camp management...born Dominic Joseph Leone on Oct. 26, 1991 in Norwich, CT.

LEONE'S CAREER STATS

Overall																						
Year	ERA	W-L	APP	GS	CG	SHO/CBO	SV	IP	H	R	ER	BB	SO	AB	O/BA	WP	HBP	BK	PO	A	E	Fld%
2010	4.78	3-2	22	10	0	0/1	0	58.1	69	41	31	22	40	236	.292	6	9	2	3	8	4	.733
2011	3.70	6-2	15	12	0	0/2	0	65.2	53	30	27	30	72	242	.219	3	2	0	4	7	0	1.000
Totals	4.21	9-4	37	22	0	0/3	0	124.0	122	71	58	52	112	478	.255	9	11	2	7	15	4	.846

ACC Regular Season

Year	ERA	W-L	APP	GS	CG	SHO/CBO	SV	IP	H	R	ER	BB	SO	AB	O/BA	WP	HBP	BK	PO	A	E	Fld%
2010	5.40	1-1	7	4	0	0/0	0	21.2	26	18	13	8	14	85	.306	1	3	1	2	3	1	.833
2011	3.72	4-2	10	8	0	0/1	0	46.0	37	21	19	21	51	168	.220	2	2	0	2	7	0	1.000
Totals	4.26	5-3	17	12	0	0/1	0	67.2	63	39	32	29	65	253	.249	3	5	1	4	10	1	.933

VETERAN BIOS

12



**JON
McGIBBON**

1B/OF • L-L • 6-1 • 210 • So. • 1VL
Lindenhurst, NY • Lindenhurst Senior HS
Sociology

Power-hitting first-baseman and outfielder who made an impact as a freshman in 2011...was the team's best pinch-hitter...will compete for the starting spot at first base in 2012.

2011 (Freshman)

Hit .339 with eight runs, four doubles, one homer, 14 RBIs, a .463 on-base percentage, and one steal in 43 games (11 starts, including four at first base, four as the DH, and three in right field)...Clemson was 10-1 in his 11 starts...in 19 ACC regular-season games (five starts), he

was 10-for-29 (.345) with two doubles, one homer, five RBIs, and a .457 on-base percentage...was 14-for-27 (.519) with

two doubles, 10 RBIs, and a .595 on-base percentage in 32 games off the bench...was 10-for-17 (.588) with a double, five RBIs, four walks, a hit-by-pitch, and .652 on-base percentage as a pinch-hitter...was 16-for-37 (.432) after the fifth inning...reached base in seven of his 11 plate appearances when

leading off an inning...had a hit in each of his first three at-bats and reached base in each of his first six plate appear-

McGIBBON'S CAREER HIGHS

Runs	1	many (8)	-----
Hits	2	many (2)	-----
Doubles	1	many (4)	-----
Home Runs	1	N.C. State	3-27-11
RBIs	3	Davidson	5-17-11
Walks	3	Florida State	5-20-11
Steals	1	Presbyterian College	4-12-11



ances...went 2-for-2 with a double and run in his first game as a Tiger against Eastern Michigan on Feb. 18...went 1-for-2 with a run-scoring single in his first career start against Wofford on Mar. 2...hit a pinch-hit, run-scoring double against #4 South Carolina on Mar. 6...hit his first career home run at N.C. State on Mar. 27...hit a pinch-hit, walkoff single with one out in the 10th inning against Coastal Carolina on Apr. 5...hit a pinch-hit, run-scoring single against Wake Forest on Apr. 23...hit a pinch-hit, run-scoring single against Wake Forest on Apr. 24...hit a key pinch-hit single in the ninth inning at Virginia Tech on May 15...went 2-for-2 with three RBIs off the bench against Davidson on May 17...walked three times at #4 Florida State on May 20...won the Omaha Challenge competition among fielders in the fall of 2010...played for North Shore in the New England Collegiate Baseball League in the summer, where he played only three games.

Before Clemson

Member of the Greater New York Sandlot team as a senior at Lindenhurst Senior High School...member of the state champions, Long Island champions, and Suffolk County champions as a senior...29th-round draft pick (#882 overall) by the Seattle Mariners...member of the Summer Rivalry Classic team as a junior...member of the Empire State team as a sophomore...MVP, all-county, All-Long Island, and all-state selection as a senior...MVP, two-time all-county, All-Long Island, and all-state selection in football...lettered four times in baseball and three times in football at Lindenhurst Senior High, where he was coached by Michael Cannobio.

Personal

Majoring in sociology...born Jonathan Gerard McGibbon on Oct. 5, 1992 in Syosset, NY.



McGIBBON'S CAREER STATS

		Overall																					
Year	Avg	GP-GS	AB	R	H	2B	3B	HR	RBI	TB	Slg%	BB	HP	SO	GDP	OB%	SF	SH	SB	PO	A	E	Fld%
2011	.339	43-11	62	8	21	4	0	1	14	28	.452	14	2	17	1	.463	2	1	1-1	63	5	1	.986
		ACC Regular Season																					
Year	Avg	GP-GS	AB	R	H	2B	3B	HR	RBI	TB	Slg%	BB	HP	SO	GDP	OB%	SF	SH	SB	PO	A	E	Fld%
2011	.345	19-5	29	2	10	2	0	1	5	15	.517	6	0	10	0	.457	0	0	0-0	31	1	0	1.000

VETERAN BIOS

28



JONATHAN MEYER

RHP • R-R • 6-0 • 180 • Jr. • 2VL
San Diego, CA • Cathedral Catholic HS
Management

Was used as a long reliever as a freshman in 2010 and during the first half of 2011, but he moved into the weekend rotation in the second half of the 2011 season...will compete for a starting spot in the weekend rotation in 2012, but also has the versatility to be one of the team's most valuable relievers...has been effective when keeping the ball down in the strikezone...in 97.0 innings pitched over 43 appearances (seven starts) and two seasons, he has a 7-3 record, three saves, and a 4.08 ERA while allowing 89 hits (.241 opponents' batting average) and 27 walks with 86 strikeouts...has a 3.19 strikeout-to-walk ratio and 2.51 walks-per-nine-innings-pitched mark...in 59.2 innings pitched over 18 appearances (five starts) in ACC regular-season games, he has a 5-2 record, one save, a 3.32 ERA, .228 opponents' batting average, and 54 strikeouts against 17 walks...only player on the 2011 team who had thrown a complete game in a Tiger uniform...only Tiger on the 2011 team from west of Saint Louis, MO.

2011 (Sophomore)

Had a 5-2 record, one save, and a 3.31 ERA in 23 appearances (seven starts)...in 68.0 innings pitched, he allowed 55 hits (.221 opponents' batting average) and 19 walks with 63 strikeouts...had one complete game, which tied him for fifth in the ACC in that category...in 50.0 innings pitched over 11 appearances (five starts) in ACC regular-season games, he was 4-2 with a 3.06 ERA and allowed 38 hits (.211 opponents' batting average), two homers, and 15 walks with 48 strikeouts...held opponents to a .150 batting average with two outs...allowed only one of 13 inherited baserunners to score...in 13.0 innings pitched after the seventh inning, he allowed just 10 hits (.204 opponents' batting average), no runs, and three walks with 14 strikeouts...pitched 1.2 innings in relief, allowing no runs with three strikeouts against Wofford on Mar. 2...pitched 5.0 innings in relief, allowing three hits, no runs, and two walks with two strikeouts against #6 Virginia on Mar. 13...pitched 5.0 innings in relief, allowing one hit, no runs, and one walk with seven strikeouts to earn the win against Duke on Mar. 18...pitched 4.1 innings in relief, allowing two hits and one run with three strikeouts at N.C. State on Mar. 26...pitched 4.1 innings in relief, allowing two

hits, no runs, and one walk with five strikeouts to earn the win against Maryland on Apr. 8...pitched 7.0 innings in his first career start, allowing five hits, two runs, and one walk with seven strikeouts to earn the win in the second game of a doubleheader at Boston College on Apr. 16...pitched 6.0 innings in a starting role, allowing four hits, three runs, and one walk with seven strikeouts to earn the win against Wake Forest on Apr. 24...struck out all three batters he faced in the eighth inning to record the save at Western Carolina on Apr. 27...pitched 6.1 innings in a starting role, allowing three hits, no runs, and no walks with one strikeout to earn the win in the second game of a doubleheader against Gardner-Webb on May 7; he threw just 53 pitches, 43 of which were strikes, and did not allow a runner past second base; he faced just one batter over the minimum and did not throw more than two balls to a batter...pitched 8.0 innings in a starting role, allowing eight hits, three runs, and no walks with six strikeouts at Virginia Tech on May 15; it was his first career complete game.

MEYER'S CAREER HIGHS

Total IP	8.0	Virginia Tech	5-15-11
Scoreless IP	6.1	Gardner-Webb	⁽²⁾ 5-7-11
Hits	8	Virginia Tech	5-15-11
Runs	4	Boston College	4-4-10
Earned Runs	4	Boston College	4-4-10
Walks	3	many (2)	-----
Strikeouts	7	many (4)	-----

2010 (Freshman)

Had a 2-1 record, two saves, and a 5.90 ERA in 20 relief appearances...in 29.0 innings pitched, he allowed 34 hits and eight walks with 23 strikeouts...had 42 groundball outs compared to only 20 flyball outs...in

15.0 innings pitched after the seventh inning, he allowed just five earned runs (3.00 ERA) and two walks with 13 strikeouts...pitched a perfect inning in relief with one strikeout in his first career outing against Michigan State at Greenville, SC on Feb. 20...pitched 2.0 perfect innings in relief with one strikeout to record his first career save against Furman on Feb. 21...pitched 3.0 innings in relief, allowing one hit, no runs, and one walk with four strikeouts against Dayton on Mar. 3...retired all six batters he faced to close out the game to earn his first career win against N.C. State on Mar. 14...pitched 1.1 innings in relief, allowing one hit, no runs, and no walks to record the save in the second game of a doubleheader against Virginia Tech on Mar. 20...pitched 3.0 innings in relief, allowing three hits, two runs, and no walks with four strikeouts to earn the win against Georgia on Apr. 7...pitched a hitless and scoreless eighth inning at Duke on Apr. 11...pitched 3.1 innings in relief, allowing two



hits and one run in the second game of a doubleheader against Florida Gulf Coast on May 2...pitched 2.0 innings in relief, allowing two hits and no runs at Maryland on May 8...pitched 2.0 innings in relief, allowing no walks with three strikeouts at Wake Forest on May 15...played for Oahu in the Hawaii Collegiate Baseball League in the summer, where he was 4-1 with a 1.22 ERA and 40 strikeouts in 37.0 innings pitched over seven appearances (six starts); he won the Top Pitcher Award as the league's best pitcher and was the starting pitcher for the Makai Islanders in the All-Star game; named the league's #7 prospect by **Baseball America**.

Before Clemson

Section pitcher-of-the-year as a senior at Cathedral Catholic High School...#67 high school prospect in California and #395 high school prospect in the nation by **Perfect Game**...team pitcher-of-the-year as a junior and senior...member of the Division III state champions as a senior...had a 9-2 record, 2.42 ERA, one save, and 64 strikeouts as a junior...First-Team All-Western League selection as a junior...district pitcher-of-the-year as a junior...lettered three times in baseball at Cathedral Catholic High, where he was coached by Gary Remiker.

Personal

His father, Michael, played basketball at Cal Tech...member of the ACC Academic Honor Roll in 2010-11...majoring in management...born Jonathan Paul Meyer on Jan. 2, 1991 in Upland, CA.

MEYER'S CAREER STATS

Overall																						
Year	ERA	W-L	APP	GS	CG	SHO/CBO	SV	IP	H	R	ER	BB	SO	AB	O/BA	WP	HBP	BK	PO	A	E	Fld%
2010	5.90	2-1	20	0	0	0/0	2	29.0	34	20	19	8	23	120	.283	2	1	0	1	4	0	1.000
2011	3.31	5-2	23	7	1	0/1	1	68.0	55	26	25	19	63	249	.221	4	4	0	4	4	1	.889
Totals	4.08	7-3	43	7	1	0/1	3	97.0	89	46	44	27	86	369	.241	6	5	0	5	8	1	.929
ACC Regular Season																						
Year	ERA	W-L	APP	GS	CG	SHO/CBO	SV	IP	H	R	ER	BB	SO	AB	O/BA	WP	HBP	BK	PO	A	E	Fld%
2010	4.66	1-0	7	0	0	0/0	1	9.2	12	6	5	2	6	39	.308	1	1	0	0	2	0	1.000
2011	3.06	4-2	11	5	1	0/0	0	50.0	38	18	17	15	48	180	.211	1	4	0	1	3	0	1.000
Totals	3.32	5-2	18	5	1	0/0	1	59.2	50	24	22	17	54	219	.228	2	5	0	1	5	0	1.000

VETERAN BIOS

51



JOSEPH MOOREFIELD

LHP • L-L • 6-1 • 205 • *Jr. • 2VL
Woodruff, SC • James F. Byrnes HS
Community Recreation, Sport, & Camp Management

Junior lefthander who was used primarily to face lefthanded batters in 2011...one of only two lefthanders on the 2012 squad...will be counted on in the bullpen in the 2012 season...in 20.0 innings pitched over 30 relief appearances and two active seasons, he has a 2-1 record and 5.40 ERA while allowing 24 hits (.296 opponents' batting average) and 10 walks with 13 strikeouts...has not thrown a wild pitch in his career.

MOOREFIELD'S CAREER HIGHS

Total IP	2.0	South Carolina	3-6-11
Scoreless IP	2.0	South Carolina	3-6-11
Hits	3	Georgia	4-6-10
Runs	3	Georgia	4-6-10
Earned Runs	3	Georgia	4-6-10
Walks	2	Georgia Tech	4-18-10
Strikeouts	2	many (2)	-----

2011 (Red-Shirt Sophomore)

Drafted in the 26th round (#786 overall pick) by the Kansas City Royals...had a 2-1 record and 5.28 ERA in 24 relief

appearances...in 15.1 innings pitched, he allowed 19 hits (.292 opponents' batting average) and five walks with nine strikeouts...did not throw a wild pitch...allowed an earned run in only five of his 24 appearances...held lefthanded batters to a .161 batting average...allowed only four of 15 inherited baserunners to score...pitched a perfect ninth inning with a strikeout against Eastern Michigan on Feb. 18...pitched 2.0 innings in relief, allowing no hits, no runs, and no walks with two strikeouts to earn his first career win against #4 South Carolina on Mar. 6...pitched a scoreless seventh inning against Furman on Apr. 26...struck out the only batter he



faced with two outs in the seventh inning, the score tied 3-3, and the potential go-ahead run on third base to earn the win in the second game of a doubleheader at Virginia Tech on May 14...retired both batters he faced in relief with one strikeout at #4 Florida State on May 19.

2010 (Red-Shirt Freshman)

Had an 0-0 record and 5.79 ERA in six relief appearances...in 4.2 innings pitched, he allowed five hits and five walks with four strikeouts...allowed a run in only one of his six appearances and a hit in just two of his six appearances...held opponents to 0-for-4 with two outs...allowed just one hit in 10 at-bats and no runs with four strikeouts in 3.1 innings pitched over four relief appearances at home...pitched a perfect eighth inning with two strikeouts against #16 Alabama in the Clemson Super Regional on June 13.

2009 (Freshman)


Red-shirted.

Before Clemson

All-state pitcher at James F. Byrnes High School...played in the North-South All-Star game...#465 high school prospect in the nation by **Perfect Game**...#63 high school lefthander prospect in the nation by **Perfect Game**...#37 prospect in South Carolina by **Perfect Game**...#4 prospect in South Carolina by **Impact Baseball**...#4 lefthander prospect in South Carolina by **Diamond Prospect**...all-region selection as a junior...lettered five times in baseball at James F. Byrnes High, where he was coached by Chris Carter.

Personal

Majoring in community recreation, sport, & camp management...born Joseph Harvey Moorefield on Oct. 25, 1989 in Spartanburg, SC.



MOOREFIELD'S CAREER STATS

Overall																						
Year	ERA	W-L	APP	GS	CG	SHO/CBO	SV	IP	H	R	ER	BB	SO	AB	O/BA	WP	HBP	BK	PO	A	E	Fld%
2010	5.79	0-0	6	0	0	0/0	0	4.2	5	3	3	5	4	16	.313	0	0	0	0	0	0	-----
2011	5.28	2-1	24	0	0	0/2	0	15.1	19	11	9	5	9	65	.292	0	1	0	1	1	0	1.000
Totals	5.40	2-1	30	0	0	0/2	0	20.0	24	14	12	10	13	81	.296	0	1	0	1	1	0	1.000
ACC Regular Season																						
Year	ERA	W-L	APP	GS	CG	SHO/CBO	SV	IP	H	R	ER	BB	SO	AB	O/BA	WP	HBP	BK	PO	A	E	Fld%
2010	0.00	0-0	1	0	0	0/0	0	0.1	0	0	0	2	0	0	-----	0	0	0	0	0	0	-----
2011	14.73	1-1	7	0	0	0/0	0	3.2	8	6	6	2	3	18	.444	0	1	0	0	1	0	1.000
Totals	13.50	1-1	8	0	0	0/0	0	4.0	8	6	6	4	3	18	.444	0	1	0	0	1	0	1.000

VETERAN BIOS

9



co-captain
PHIL POHL

C/1B/OF • R-R • 5-11 • 215 • Sr. • 3VL
Cooperstown, NY • Cooperstown Central HS
Management

Team co-captain in 2012...one of the most respected players on the team for his hard work and dedication on the field and in the classroom...was the primary backup behind the plate in 2009 and 2010, but he became one of the team's top hitters and batted in the #2 spot in the batting order during the second half of the 2011 season...slated to be the starter at DH, but has the versatility to make an impact at other positions...two-time team co-captain...a career .285 hitter with a .368 on-base percentage in 135 games (94 starts) over three seasons...has 33 doubles, one triple, six homers, 55 RBIs, 64 runs, 31 walks, 20 hit-by-pitches, and five steals...two-time All-ACC Academic selection...preseason first-team All-ACC by CollegeSportsMadness.com.

2011 (Junior)

Team co-captain...Second-Team All-ACC selection...Third-Team Academic All-American by CoSIDA; he became Clemson's first Academic All-American since 1995 (Paul Galloway)...First-Team Academic All-District III by CoSIDA...All-ACC Academic team member...co-winner of the Tiger Baseball Award, given to the team's best leader...won the Dedication Award for outstanding work in the strength training room...hit .333 with 43 runs, a team-high 22 doubles, four homers, 33 RBIs, a .391 on-base percentage, and five steals in 60 games (57 starts, including 37 as the DH, 17 at catcher, two at first base, and one in right field)...had a team-high eight hit-by-pitches...third in the ACC in doubles...made at least one start in every spot in the batting order except #1 and #9...started a team-high 37 games in the #2 spot in the batting order...hit .330 with nine doubles and a .400 on-base percentage in 28 ACC regular-season games...had a team-tying-high 24 multi-hit games...only committed two errors and allowed just two passed balls...had an 11-game hitting streak from March to April...member of the Clemson Regional All-Tournament team after going 7-for-18 (.389) with three doubles, one RBI, and two runs in four games...went 2-for-3 with two doubles, two RBIs, a run, and walk at #4 South Carolina on Mar. 4...went 2-for-3 with an RBI, a run, and two walks against Duke on Mar. 20; he was 6-for-13

POHL'S CAREER HIGHS

	3	South Carolina-Upstate	3-18-09
Runs	3	many (5)	-----
Hits	3	many (5)	-----
Doubles	2	many (3)	-----
Home Runs	1	many (6)	-----
RBIs	4	many (2)	-----
Walks	2	many (4)	-----
Steals	1	many (5)	-----

with two doubles, five RBIs, three runs, and three walks in the series...went 2-for-3 with a double, two runs, a walk, and hit-by-pitch at N.C. State on Mar. 27; he was 5-for-10 with two doubles and a .615 on-base percentage in the series...went 2-for-5 with a two-run homer against Maryland on Apr. 9...went 2-for-5 with two doubles and three RBIs at Boston College on Apr. 15...went 3-for-5 with an RBI and steal in the first game of a doubleheader at Boston College on Apr. 16...went 3-for-5 with two runs and a walk in the second game of a doubleheader at Boston College on Apr. 16; he was 8-for-15 (.533) with two doubles, four RBIs, and three runs in the series...hit a solo homer against #9 Georgia Tech on May 1...went 3-for-5 in the first game of a doubleheader at Virginia Tech on May 14...went 3-for-5 with two doubles and an RBI against Sacred Heart in the Clemson Regional on June 3...went 3-for-5 with a double and two runs against #21 Coastal Carolina in the Clemson Regional on June 4.

2010 (Sophomore)

Hit .212 with 12 runs, seven doubles, one triple, one homer, and 19 RBIs in 35 games (17 starts, all at catcher)...hit .308 with runners in scoring position...was 4-for-6 with a grand slam, two doubles, 14 RBIs, and two hit-by-pitches with the bases loaded...14 of his 19 RBIs came in his nine plate appearances with the bases loaded...nine of his 14 hits went for extra bases...was 4-for-14 (.286) with five runs, two doubles, one triple, one homer, seven RBIs, and a .786 slugging percentage in his 18 games off the bench...went 2-for-4 with a double and four RBIs against Wright State on Feb. 27...came off the bench and hit a grand slam at #15 South Carolina on Mar. 7...hit a pinch-hit triple, scored a run, and added a hit-by-pitch against Florida Gulf Coast on May 4...came off the bench and hit a three-run double at Maryland on May 7...hit a two-run single at Wake Forest on May 15...played for Chatham in the Cape Cod League in the summer, where he hit .250 in 10 games.

2009 (Freshman)

Hit .194 with nine runs, four doubles, one homer, three RBIs, and a .341 on-base percentage in 40 games (20 starts, all



at catcher)...allowed just one passed ball...hit a double and scored three runs against South Carolina-Upstate on Mar. 18; he also was the catcher for the entire game when five right-handers combined to pitch a no-hitter...went 2-for-4 with his first career homer in the first game of a doubleheader at Boston College on Mar. 28...went 2-for-4 with a double and run in the second game of a doubleheader against Maryland on May 3...came off the bench and went 1-for-1 with an RBI and walk against Tennessee Tech in the Clemson Regional on May 31...played for Chatham in the Cape Cod League in the summer, where he hit .179 in 18 games.

Before Clemson

Drafted in the 44th round (#1313 overall pick) by the Tampa Bay Rays in 2008...four-time member of the Center State All-Star team and four-time team MVP...Louisville Slugger and Gatorade Player-of-the-Year as a senior...#12 high school catcher prospect in the nation by **Perfect Game**...#3 prospect in New York by **Perfect Game**...State Class C Player-of-the-Year as a junior...hit .509 with five homers, 39 RBIs, and 41 steals as a junior...East Coast Pro Showcase and Area Code Games selection in 2007...lettered four times in baseball and two times in football at Cooperstown Central High School, where he was coached by Frank Miosek.

Personal

Three-time member of the ACC Academic Honor Roll...had a 3.67 career GPA through the 2011 fall semester...honored during the 2010 College World Series Opening Ceremonies for having Clemson's top GPA...majoring in management...born Philip Michael Pohl on July 22, 1990 in Bakersfield, CA.

POHL'S CAREER STATS

Overall																							
Year	Avg	GP-GS	AB	R	H	2B	3B	HR	RBI	TB	Slg%	BB	HP	SO	GDP	OB%	SF	SH	SB	PO	A	E	Fld%
2009	.194	40-20	67	9	13	4	0	1	3	20	.299	10	5	15	0	.341	0	2	0-0	192	15	5	.976
2010	.212	35-17	66	12	14	7	1	1	19	26	.394	4	7	18	0	.321	1	0	0-1	114	13	3	.977
2011	.333	60-57	228	43	76	22	0	4	33	110	.482	17	8	29	3	.391	5	3	5-7	154	13	2	.988
Totals	.285	135-94	361	64	103	33	1	6	55	156	.432	31	20	62	3	.368	6	5	5-8	460	41	10	.980

ACC Regular Season

Year	Avg	GP-GS	AB	R	H	2B	3B	HR	RBI	TB	Slg%	BB	HP	SO	GDP	OB%	SF	SH	SB	PO	A	E	Fld%
2009	.222	15-8	27	3	6	2	0	1	1	11	.407	2	2	4	0	.323	0	0	0-0	62	6	3	.958
2010	.172	13-8	29	4	5	2	0	0	8	7	.241	2	4	9	0	.306	1	0	0-1	48	8	0	1.000
2011	.330	28-28	115	17	38	9	0	2	17	53	.461	9	5	18	0	.400	1	1	2-3	86	11	2	.980
Totals	.287	56-44	171	24	49	13	0	3	26	71	.415	13	11	31	0	.371	2	1	2-4	196	25	5	.978

VETERAN BIOS

21



KEVIN POHLE

RHP • R-R • 6-3 • 180 • So. • 1VL
Saint Louis, MO • Parkway South Senior HS
Visual Arts

Sophomore righthander who was the team's top freshman pitcher in 2011...has been used in long relief and as a weekday starter...will compete for innings as a starter and reliever in 2012.

2011 (Freshman)

Second-team freshman All-American by NCBWA... All-ACC Academic team member...had a 5-2 record and 1.93 ERA in 17 appearances (three starts)...in 32.2 innings pitched, he allowed 37 hits (.282 opponents' batting average), no homers, and 10 walks with 17 strikeouts...led the team in ERA...in 11.2 innings pitched over eight relief appearances in ACC regular-season games, he was 1-0

POHLE'S CAREER HIGHS

Total IP	5.0	many (2)	-----
Scoreless IP	5.0	many (2)	-----
Hits	6	Davidson	5-17-11
Runs	3	Connecticut	6-6-11
Earned Runs	3	Connecticut	6-6-11
Walks	2	many (2)	-----
Strikeouts	4	Davidson	5-17-11

with a 2.31 ERA...had a .190 opponents' batting average with runners in scoring position...pitched 3.2 innings in relief in his first career outing, allowing one run and no walks against

Eastern Michigan on Feb. 19...pitched 2.2 innings in relief, allowing three hits and no runs to earn his first career win against Wofford on Mar. 2...pitched 3.0 innings in relief, allowing four hits, one run, and no walks with two strikeouts to earn the win against Duke on Mar. 19...pitched

a scoreless seventh inning in relief, allowing one hit with two strikeouts at N.C. State on Mar. 25...retired the only batter he faced in the sixth inning to earn the win against



Georgia on Mar. 29...pitched 2.2 innings in relief, allowing one hit and no earned runs with one strikeout at #6 North Carolina on Apr. 1...pitched a hitless and scoreless sixth inning at #6 North Carolina on Apr. 3; he allowed just one hit and no earned runs in 3.2 innings pitched in the series...pitched 2.0 innings in relief, allowing two hits and no runs with one strikeout at Boston College on Apr. 15...pitched a scoreless eighth inning with two strikeouts in the second game of a doubleheader against Gardner-Webb on May 7...pitched 5.0 innings in his first career start, allowing three hits, no runs, and one walk with two strikeouts to earn the win against East Tennessee State on May 11...pitched 5.0 innings in a starting role, allowing six hits, no runs, and one walk with four strikeouts to earn the win against Davidson on May 17...pitched 2.0 innings in relief, allowing one hit and no runs with a strikeout against Sacred Heart in the Clemson Regional on June 3.

Before Clemson

All-conference selection as a senior at Parkway South Senior High School...#2 righthander prospect in Missouri, #6 overall prospect in Missouri, and #333 overall prospect in the nation according to **Perfect Game**...member of the USA Tournament of Stars...all-metro selection during his junior campaign...all-district pick in basketball as a senior...lettered three times in baseball and three times in basketball at Parkway South Senior High, where he was coached by Adam Stahl.

Personal

Pronounced POHL-ee...has an identical twin brother, Scott...member of the ACC Academic Honor Roll in 2010-11...majoring in visual arts...born Kevin Raymond Pohle on Apr. 27, 1992 in Saint Louis, MO.



POHLE'S CAREER STATS

Overall																			
Year	ERA	W-L	APP	GS	CG	SHO/CBO	SV	IP	H	R	ER	BB	SO	AB	O/BA	WP	HBP	BK	PO
2011	1.93	5-2	17	3	0	0/3	0	32.2	37	9	7	10	17	131	.282	5	1	0	0
ACC Regular Season																			
Year	ERA	W-L	APP	GS	CG	SHO/CBO	SV	IP	H	R	ER	BB	SO	AB	O/BA	WP	HBP	BK	PO
2011	2.31	1-0	8	0	0	0/0	0	11.2	12	5	3	5	7	47	.255	4	1	0	0

VETERAN BIOS

8



co-captain RICHIE SHAFFER

3B/1B • R-R • 6-3 • 205 • Jr. • 2VL
Charlotte, NC • Providence Senior HS
Marketing

Team co-captain in 2012...has great power...one of the best defensive first-basemen in Tiger history...started most of his games at first base in 2010 and 2011, but will move to third base in 2012...a career .318 hitter with a .555 slugging percentage and .426 on-base percentage in 111 games (107 starts) over two seasons...has 26 doubles, two triples, 20 homers, 91 RBIs, 107 runs, 62 walks, 14 hit-by-pitches, and 10 steals...has committed only three errors in his career (.996 fielding percentage)...two-time All-ACC Academic pick...preseason second-team All-American by **Perfect Game**...preseason first-team All-ACC by **CollegeSportsMadness.com**...#12 player in the nation in the preseason by **College Baseball Daily**...#13 prospect in the nation for the 2012 draft in the preseason by **Baseball America**.

2011 (Sophomore)

Second-team All-Atlantic Region by ABCA...First-Team All-ACC selection...first-team All-ACC by **SEBaseball.com**...All-ACC Academic team member...hit .315 with 62 runs, 15 doubles, two triples, 13 homers, 55 RBIs, a .577 slugging percentage, .438 on-base percentage, 44 walks, seven hit-by-pitches, and eight steals in 63 games (63 starts, including 57 at first base and six at third base)...led or tied for the team lead

in games, runs, homers, RBIs, total bases (128), slugging percentage, and walks...tied for second in the ACC in runs, tied for second in homers, fourth in slugging percentage, eighth in RBIs, eighth in on-base percentage, ninth in total bases, and tied for ninth in walks...committed only three errors...one of only three Tigers to start every game...had 21 multi-hit games...had a team-high 16 multi-RBI games...had a team-high 27 two-out RBIs...reached base in 32 of 53 plate appearances (60 percent) as the leadoff batter of an inning...named ACC Co-Player-of-the-Week on April 4 for his performance in four games from March 29 to April 1; he went 7-for-15 (.467) with seven runs, a double, triple, grand slam, five RBIs, three walks, and a steal...had an 11-game hitting streak in April...had a 12-game scoring streak in April...went 5-for-13 (.385) with two homers, one double, five RBIs, two runs, four walks, and one steal in four Clemson Regional games...went 2-for-2 with a team-season-high four runs, an RBI, and two walks against Charleston Southern on Feb. 26...

went 3-for-3 with an RBI, two runs, and two walks against Duke on Mar. 19; he was 7-for-12 with two RBIs, three runs, three walks, and a steal in the series...went 2-for-4 with a grand slam, three runs, a walk, and steal against Georgia on Mar. 29...went 3-for-4 with a double and three runs at #6 North Carolina on Apr. 3...committed his first career error in his 92nd career game on a groundball against #9 Georgia Tech on May 1; he had 644 career chances without an error before his first error...went 2-for-3 with a homer and walk at Gardner-Webb on May 8; he was 7-for-11 with two homers, one double, six RBIs, four runs, two walks, and one steal in the series...hit a solo homer with two RBIs and a walk at #4 Florida State on May 21; he hit two homers in the series...hit a three-run homer with two outs in the sixth inning to give Clemson the lead for good against N.C. State in the ACC Tournament on May 28...went 3-for-4 with a homer, double, and four RBIs against #21 Coastal Carolina in the Clemson Regional on June 4...one of eight participants in the TD

Ameritrade College Home Run Derby in Omaha, NE on July 2...played for Chatham in the Cape Cod League in the summer, where he hit .263 with 21 runs, 11 doubles, two triples, six homers, 22 RBIs, and 16 walks in 36 games; hit for the cycle in Chatham's 10-4 win over Cotuit on June 17;

won the home run derby at Fenway Park prior to the Cape Cod League All-Star game on July 29; named to the Cape Cod League All-Star team...#11 prospect in the Cape Cod League by **Baseball America**.

2010 (Freshman)

All-ACC Academic team member...hit .323 with 45 runs, 11 doubles, seven homers, 36 RBIs, a .409 on-base percentage, and two steals in 48 games (44 starts, including 36 at first base and eight as the DH)...did not commit an error in 327 chances in the field...led the ACC in most chances without an error...was 3-for-4 as a pinch-hitter and 4-for-5 with two homers and four runs in four games off the bench...hit .395 with runners in scoring position...suffered a hamstring injury in late March and missed 17 games...had three homers, three doubles, 12 RBIs, and 11 runs in 11 NCAA Tournament starts...hit a three-run homer, the first long ball of his career, scored three runs, and had two walks at #15 South



Carolina on Mar. 7...went 3-for-4 with a three-run double against #7 Florida State on May 21...went 2-for-4 with a homer and three RBIs against #6 Georgia Tech in the ACC Tournament on May 29; he was 5-for-12 (.417) with a homer, two doubles, five RBIs, and five runs in three ACC Tourney games...went 1-for-3 with a three-run double, two runs, two walks, and started two key double plays in the seventh and eighth innings at #14 Auburn in the Auburn Regional on June 7...went 2-for-5 with a homer and four RBIs against #16 Alabama in the Clemson Super Regional on June 13...went 2-for-5 with two homers and three RBIs against #16 Alabama in the Clemson Super Regional on June 14; he was 4-for-13 (.308) with three homers, seven RBIs, and four runs in three Clemson Super Regional games.

Before Clemson

Drafted in the 25th round (#757 overall pick) by the Los Angeles Dodgers in 2009...all-state pick as a sophomore, junior, and senior at Providence Senior High School...#3 high school prospect in North Carolina and #28 high school prospect in the nation by **Perfect Game**...#27 high school prospect in the nation by **Baseball America**...AFLAC All-American as a junior...2007 USA National Team member...**Perfect Game** National Showcase selection...hit .401 with 21 homers and 71 RBIs from his freshman to junior seasons...in 88.0 innings pitched, he had a 1.65 ERA and 115 strikeouts from his freshman to junior seasons...East Coast Pro Showcase selection...lettered four times at Providence Senior High, where he was coached by Danny Hignight.

Personal

Two-time member of the ACC Academic Honor Roll...majoring in marketing...born Richard Michael Shaffer on Mar. 15, 1991 in Flemington, NJ.

SHAFFER'S CAREER HIGHS

Runs	4	Charleston Southern	2-26-11
Hits	3	many (8)	-----
Doubles	2	many (2)	-----
Home Runs	2	Alabama	6-14-10
RBIs	4	many (3)	-----
Walks	3	Cincinnati	2-25-11
Steals	1	many (10)	-----

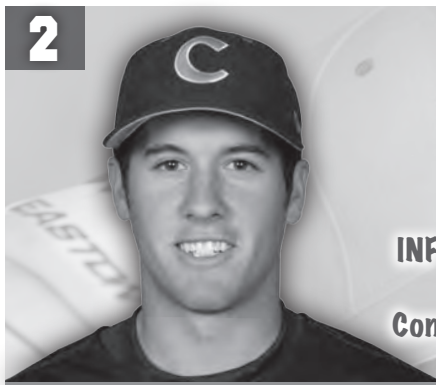
SHAFFER'S CAREER STATS

Overall																							
Year	Avg	GP-GS	AB	R	H	2B	3B	HR	RBI	TB	Slg%	BB	HP	SO	GDP	OB%	SF	SH	SB	PO	A	E	Fld%
2010	.323	48-44	158	45	51	11	0	7	36	83	.525	18	7	36	1	.409	3	0	2-2	307	20	0	1.000
2011	.315	63-63	222	62	70	15	2	13	55	128	.577	44	7	53	7	.438	3	0	8-9	429	40	3	.994
Totals	.318	111-107	380	107	121	26	2	20	91	211	.555	62	14	89	8	.426	6	0	10-11	736	60	3	.996

ACC Regular Season																							
Year	Avg	GP-GS	AB	R	H	2B	3B	HR	RBI	TB	Slg%	BB	HP	SO	GDP	OB%	SF	SH	SB	PO	A	E	Fld%
2010	.320	15-15	50	10	16	4	0	0	8	20	.400	4	2	19	0	.386	1	0	1-1	92	4	0	1.000
2011	.303	30-30	109	24	33	9	1	3	19	53	.486	19	4	33	2	.424	0	0	2-2	185	22	2	.990
Totals	.308	45-45	159	34	49	13	1	3	27	73	.459	23	6	52	2	.413	1	0	3-3	277	26	2	.993

VETERAN BIOS

2



co-captain
**JASON
STOLZ**

INF • R-R • 6-2 • 205 • Sr. • 3VL
Marietta, GA • Kell HS
Construction Science & Management

Team co-captain in 2012...multi-talented infielder...one of the team's best defensive players...has seen significant action at third base, shortstop, and second base...has a strong arm...was nagged by injury during most of the 2011 season, but still started every game...slated to start at shortstop in 2012...a career .283 hitter with a .352 on-base percentage in 155 games (127 starts) over three seasons...has 20 doubles, three homers, 62 RBIs, 69 runs, and 19 steals...has 18 career sacrifice bunts...two-time All-ACC Academic selection.

2011 (Junior)

All-ACC Academic team member...hit .285 with 30 runs, 10 doubles, one homer, 27 RBIs, and eight steals in 63 games (63 starts, including 48 at second base, 14 at shortstop, and one as the DH)...one of only three Tigers to start every game...had a team-high 10 sacrifice bunts, seventh-most in school history...hit .323 with runners on base, .323 with runners in scoring position, and .323 with two outs...committed only one error in the last 20 games and three errors in the last 34 games...hit a team-high .429 (9-for-21) with three doubles, three RBIs, and four runs in seven postseason games; he also did not commit an error in 37 chances...went 5-for-13 (.385) in four Clemson Regional games...went 2-for-3 with a walk and steal against Eastern Michigan on Feb. 18...went 1-for-1 with a run, two walks, and a hit-by-pitch against Eastern Michigan on Feb. 20; he was 3-for-6 with three runs, three walks, and a hit-by-pitch in the series...went 3-for-4 with a double, two runs, two RBIs, and a steal against Michigan State at Greenville, SC on Feb. 27...went 3-for-5 with a double and steal against #4 South Carolina on Mar. 6...went 2-for-4 with two doubles, two runs, and an RBI against Duke on Mar. 18...went 3-for-3 with an RBI, two runs, and a hit-by-pitch against Duke on Mar. 19; he was 6-for-12 with two doubles, three RBIs, and four runs in the series...went 1-for-2 with three RBIs against #9 Georgia Tech on Apr. 29...went 3-for-3 with an RBI, hit-by-pitch, and two steals against Furman at Greenville, SC (Fluor Field) on May 10...went 1-for-2 with a run and three walks at #4 Florida State on May 20...went 2-for-2 with two doubles and a walk

against N.C. State in the ACC Tournament on May 28; he was 4-for-8 with two doubles and a walk in three ACC Tournament games...went 2-for-4 with an RBI against #21 Coastal Carolina in the Clemson Regional on June 4.

2010 (Sophomore)

Hit .222 with 10 runs, three doubles, one homer, 14 RBIs, and four steals in 37 games (22 starts, including 16 at third base, five at shortstop, and one at second base)...hit .370 with five RBIs and three steals in 11 ACC regular-season games...hit .298 with runners on base and .286 with runners in scoring position...in his five starts at shortstop, he was 8-for-20 (.400) with a homer, five RBIs, three runs, and a steal along with only one error in 22 chances (.955 fielding percentage)...Clemson was 4-1 in his five starts at shortstop...was 9-for-26 (.346) in his 10 games against top-25 ranked teams...suffered a back injury in late March and missed 13 games...went 2-for-

3 with a double and the game-tying, run-scoring single in the seventh inning against #15 South Carolina on Mar. 5...went 2-for-4 with a homer and two RBIs against Presbyterian College on May 18; it was his first career start at shortstop...went 2-for-4 with an RBI against #7 Florida State

on May 22; he was 6-for-12 with three RBIs in the series.

2009 (Freshman)

All-ACC Academic team member...hit .315 with 29 runs, seven doubles, one homer, 21 RBIs, and seven steals in 55 games (42 starts, all at third base)...had a team-high six sacrifice bunts...had a .960 fielding percentage thanks to committing just four errors in 101 chances...hit .396 in May...hit a team-high .371 with the bases empty...hit a team-high .412 as the leadoff batter of an inning...had a 10-game hitting streak in May; he was 17-for-32 (.531) with three doubles, 10 RBIs, 10 runs, five walks, a .605 on-base percentage, and five steals during the streak...went 2-for-3 with a run, RBI, walk, and steal at #24 Florida State on Mar. 22...hit his first career homer against Duke on Apr. 3...went 2-for-5 with two RBIs against Duke on Apr. 5...went 3-for-4 with a double, two RBIs, and a hit-by-pitch against Western



Carolina on Apr. 15...went 2-for-5 with an RBI and steal in the second game of a doubleheader against Maryland on May 3; he went 5-for-12 (.417) with two doubles and three RBIs in the series...went 2-for-3 with three RBIs, two walks, and a steal against Furman at Greenville, SC (Fluor Field) on May 11...went 3-for-3 with a hit-by-pitch, RBI, two runs, and two steals at N.C. State on May 15; he was 5-for-10 with three runs and two steals in the series...played for Falmouth in the Cape Cod League in the summer, where he hit .158 in five games.

Before Clemson

Drafted in the 31st round (#940 overall pick) by the Atlanta Braves in 2008...**Marietta Daily Journal** Player-of-the-Year as a senior...All-Cobb County and team MVP as a senior...Cobb County Dugout Club High School All-Star team member as a senior...#12 prospect in Georgia by **Perfect Game**...Connie Mack World Series All-Tournament selection in 2008...played on the state runnerup team as a sophomore...earned his high school's academic award...from the same high school that produced former Tiger Ben Paulsen (2007-09)...lettered three times in baseball at Kell High School, where he was coached by Donnie English.

Personal

Pronounced STOHLTS...three-time member of the ACC Academic Honor Roll...majoring in construction science & management...born Jason Evan Stolz on Mar. 21, 1990 in Marietta, GA.

STOLZ'S CAREER HIGHS

Runs	2	many (13)	-----
Hits	3	many (6)	-----
Doubles	2	many (2)	-----
Home Runs	1	many (3)	-----
RBIs	3	many (2)	-----
Walks	3	Florida State	5-20-11
Steals	2	many (3)	-----

STOLZ'S CAREER STATS

Overall																							
Year	Avg	GP-GS	AB	R	H	2B	3B	HR	RBI	TB	Sig%	BB	HP	SO	GDP	OB%	SF	SH	SB	PO	A	E	Fld%
2009	.315	55-42	143	29	45	7	0	1	21	55	.385	16	4	26	4	.399	0	6	7-10	22	75	4	.960
2010	.222	37-22	81	10	18	3	0	1	14	24	.296	3	3	20	1	.270	2	2	4-6	16	49	7	.903
2011	.285	63-63	193	30	55	10	0	1	27	68	.352	17	5	35	5	.350	5	10	8-9	80	127	12	.945
Totals	.283	155-127	417	69	118	20	0	3	62	147	.353	36	12	81	10	.352	7	18	19-25	118	251	23	.941

ACC Regular Season

Year	Avg	GP-GS	AB	R	H	2B	3B	HR	RBI	TB	Sig%	BB	HP	SO	GDP	OB%	SF	SH	SB	PO	A	E	Fld%
2009	.304	23-18	69	9	21	3	0	1	10	27	.391	1	2	9	2	.333	0	3	4-6	9	30	2	.951
2010	.370	11-7	27	4	10	0	0	0	5	10	.370	0	0	6	0	.357	1	0	3-3	7	12	4	.826
2011	.227	30-30	97	12	22	5	0	0	11	27	.278	9	2	24	2	.297	3	3	0-1	38	61	8	.925
Totals	.275	64-55	193	25	53	8	0	1	26	64	.332	10	4	39	4	.318	4	6	7-10	54	103	14	.918

VETERAN BIOS

17



STEVE WILKERSON

2B/SS • S-R • 6-1 • 185 • So. • 1VL
Roswell, GA • Pope HS
Communication Studies

Talented middle infielder...Clemson's first switch-hitter since Patrick Boyd (1998-01)...will compete for the starting spot at second base in the 2012 season...also has the versatility to play shortstop.

2011 (Freshman)

Hit .173 with 13 runs, five RBIs, a .308 on-base percentage, and one steal in 42 games (12 starts at second base)...hit a sacrifice fly in his first career plate appearance against Eastern Michigan on Feb. 18...went 2-for-2 with a run off the bench against Charleston Southern on Feb. 26...totaled four walks and two runs against Duke on Mar. 19...hit a pinch-hit single against Wake Forest on Apr. 23...went 2-for-5 with an RBI and a run in the second game of a doubleheader against Gardner-Webb on May 7...went 1-for-2 with two runs and a walk off the bench against Davidson on May 17...#8 newcomer in the ACC in

the preseason according to **Baseball America**...played for La Crosse in the Northwoods League during the summer, where he batted .238 with 10 runs, five doubles, and seven RBIs in 31 games.

WILKERSON'S CAREER HIGHS

Runs	2	many (2)	-----
Hits	2	many (2)	-----
Doubles	0	-----	-----
Home Runs	0	-----	-----
RBIs	1	many (5)	-----
Walks	4	Duke	3-19-11
Steals	1	Wake Forest	4-24-11

Before Clemson

All-county selection at Pope High School...15th-round draft pick (#473 overall) by the Boston Red Sox...lettered four times in football and three times in baseball at Pope High, where he was coached by Jeff Rowland.

Personal

His grandfather, Jim, played football at Southern California...his grandfather, Richard, played baseball in the Cardinals organization in the 1940s...majoring in communication studies...born Stephen Beaty Wilkerson on Jan. 11, 1992 in San Diego, CA.



WILKERSON'S CAREER STATS

Overall																							
Year	Avg	GP-GS	AB	R	H	2B	3B	HR	RBI	TB	Slg%	BB	HP	SO	GDP	OB%	SF	SH	SB	PO	A	E	Fld%
2011	.173	42-12	52	13	9	0	0	0	5	9	.173	10	1	14	0	.308	2	0	1-3	24	32	5	.918
ACC Regular Season																							
Year	Avg	GP-GS	AB	R	H	2B	3B	HR	RBI	TB	Slg%	BB	HP	SO	GDP	OB%	SF	SH	SB	PO	A	E	Fld%
2011	.087	19-7	23	7	2	0	0	0	2	2	.087	6	1	11	0	.290	1	0	1-3	9	22	5	.861

ROOKIE BIOS

43



PATRICK ANDREWS

RHP • R-R • 6-2 • 205 • Fr. • HS
Hilton Head Island, SC • Hilton Head Prep School
General Engineering

Freshman righthander who will compete for innings in 2012.

BEFORE CLEMSON: Rated as the #153 player in the nation and #6 player in South Carolina by **Perfect Game**...#13 player and #3 pitcher in South Carolina by **Diamond Prospects**...SCISA Player-of-the-Year as a senior...SCISA all-state selection as a junior and senior...all-region selection as a sophomore, junior, and senior...team MVP as a junior and senior...set the career school record for wins and strikeouts...all-region selection in football as a junior and senior...lettered five times in baseball, three times in football, and three times in basketball at Hilton Head Prep School, where he was coached by Nathan Stevens.

PERSONAL: Majoring in general engineering...Patrick Connor Andrews on Mar. 26, 1993 in Poughkeepsie, NY.

30



GARRETT BOULWARE

C/OF • R-R • 6-1 • 200 • Fr. • HS
Anderson, SC • T.L. Hanna HS
Construction Science & Management

Freshman utility player who will compete for starting spots at DH and in the outfield in 2012...one of only two righthanded batters on the team who can play in the outfield.

BEFORE CLEMSON: Rated as the #141 player in the nation and #5 player in South Carolina by **Perfect Game**...#12 player and #2 catcher in South Carolina by **Diamond Prospects**...#23 prospect in South Carolina for the 2011 draft by **Baseball America**...**Anderson Independent-Mail** Player-of-the-Year as a senior...hit .533 with nine homers, 27 RBIs, and 21 walks in limited at-bats as a senior...42nd-round draft pick (#1283 overall) by the San Diego Padres...lettered four times in baseball and four times in football at T.L. Hanna High, where he was coached by Adam Comstock.

PERSONAL: Majoring in construction science & management...born Garrett Andrew Boulware on Sept. 9, 1992 in Atlanta, GA.

27



KYLE BAILEY

LHP • R-L • 6-5 • 220 • Fr. • HS
Southlake, TX • Carroll Senior HS
Pre-Business

Freshman lefthander who will compete for innings out of the bullpen in 2012...one of only two lefthanders on the 2012 team.

BEFORE CLEMSON: Selected to the North Texas High School Baseball Coaches Association All-Star game as a senior...third-team AAAAA all-state as a senior...first-team all-district as a senior...had a 6-1 record, 2.91 ERA, and 61 strikeouts in 50.1 innings pitched along with hitting .460 with four homers and 36 RBIs as a senior...had a 6-3 record, 2.61 ERA, and 46 strikeouts in 40.2 innings pitched as a junior...lettered three times in baseball at Carroll Senior High, where he was coached by Larry Hughes.

PERSONAL: Majoring in pre-business...born Kyle Bradley Bailey on June 27, 1992 in Plano, TX.

32



ANDREW CLEVELAND

C • R-R • 5-11 • 180 • Fr. • HS
Moore, SC • James F. Byrnes HS
Psychology

Freshman catcher who will provide depth in 2012.

BEFORE CLEMSON: All-region selection as a junior and senior...named Best Defensive Player as a sophomore, junior, and senior...member of the Upperstate championship team as a junior and senior...offensive MVP of his football team as a senior...member of the state championship football team as a sophomore, runner-up team as a junior, and championship team as a senior...lettered four times in baseball and three times in football at James F. Byrnes High, where he was coached by Dwayne Haun.

PERSONAL: His brother, Daniel, was a linebacker on the football team at Presbyterian College in 2009...majoring in psychology...born Andrew Wayne Cleveland on Dec. 10, 1992 in Spartanburg, SC.

13



JAY BAUM

INF • R-R • 5-11 • 180 • Fr. • HS
Alpharetta, GA • Centennial HS
Pre-Business

Freshman infielder who will compete for innings in the 2012 season...one of nine Tigers from the state of Georgia on the 2012 team.

BEFORE CLEMSON: Rated as the #218 player in the nation and #15 player in Georgia according to **Perfect Game**...selected as the region player-of-the-year during his senior campaign...all-region selection during his sophomore, junior, and senior seasons...lettered four times in baseball at Centennial High, where he was coached by Jake Hill.

PERSONAL: His father, Eric, was a member of the golf team at Colgate and his mother, Susan, played hockey at Saint Lawrence...majoring in pre-business...born Jay Paul Baum on Oct. 25, 1992 in Alpharetta, GA.



MARCUS CURRY
Bullpen Catcher • Jr.
Nichols, SC

3



BRAD FELDER

OF • L-L • 6-0 • 200 • *Gr. • TR
Bowman, SC • The Citadel
Youth Development Leadership

First-year Tiger who will compete for a starting spot in the outfield in his final year as a collegiate...has the rare combination of outstanding strength and speed.

BEFORE CLEMSON: Played three seasons (2008,10,11) at The Citadel, where he hit .252 with 19 doubles, 10 triples, 18 homers, 68 RBIs, 107 runs, and 36 steals in 151 games (136 starts) under Head Coach Fred Jordan...hit .274 with eight doubles, five triples, six homers, 32 RBIs, 34 runs, and 14 steals in 53 games (49 starts) in 2011...had a team-season-long 18 game-hitting streak in 2011...hit .262 with nine doubles, four triples, 11 homers, 32 RBIs, 57 runs, and 18 steals in 63 games (63 starts) in 2010...All-Southern Conference Tournament selection in 2010...red-shirted in 2009...hit .171 with two doubles, one triple, one homer, four RBIs, 16 runs, and four steals in 35 games (24 starts) in 2008...graduated from The Citadel in May, 2011 with a degree in business administration...all-state and all-region in baseball, football, and basketball at Orangeburg Prep School...played in the SCISA Shrine Bowl as a quarterback and safety and was named defensive player-of-the-game...lettered four times in baseball, four times in football, four times in basketball, and one time in track at Orangeburg Prep School, where he was coached by Todd Layton.

PERSONAL: His mother, the former Bobbie Mims, played basketball at Clemson and was inducted into the Clemson Athletic Hall of Fame in 2001; she totaled 1,448 points and

ROOKIE BIOS

617 assists in her career from 1976-80...majoring in youth development leadership...born Bradley Lewis Felder on Mar. 17, 1989 in Orangeburg, SC.

Felder's Overall Stats

Year	AVG	G-GS	AB	R	H	2B	3B	HR	RBI	TB	BB	HBP	SF	OB%	SB
2008*	.171	35-24	82	16	14	2	1	1	4	21	9	0	0	.253	4-6
2010*	.262	63-63	244	57	64	9	4	11	32	114	25	12	0	.359	18-22
2011*	.274	53-49	201	34	55	8	5	6	32	91	22	3	0	.354	14-16
Totals	.252	151-136	527	107	133	19	10	18	68	226	56	15	0	.341	36-44

* - The Citadel

Felder's NCAA Tournament Stats

Year	AVG	G-GS	AB	R	H	2B	3B	HR	RBI	TB	BB	HBP	SF	OB%	SB
2010*	.231	3-3	13	1	3	0	0	0	0	3	0	1	0	.286	0-1

* - The Citadel

26



BROCK GOODLING

RHP • R-R • 6-0 • 195 • Fr. • HS
Mount Union, PA • Mount Union HS
Nursing

Freshman righthander who will compete for innings in 2012.

BEFORE CLEMSON: Rated as the #337 player in the nation and #8 player in Pennsylvania by **Perfect Game**...all-state selection as a junior and senior...selected to the conference All-Star game as a freshman, sophomore, junior, and senior...conference MVP in golf as a sophomore, junior, and senior...conference all-star selection in golf as a freshman, sophomore, junior, and senior...lettered four times in baseball, four times in golf, and three times in basketball at Mount Union High, where he was coached by Nick Imperioli.

PERSONAL: Majoring in nursing...born Brock Nicholas Goodling on July 17, 1992 in Lewistown, PA.

23



DANIEL GOSSETT

RHP • R-R • 6-0 • 160 • Fr. • HS
Lyman, SC • James F. Byrnes HS
Community Recreation, Sport, & Camp Management

Freshman righthander who will compete for innings in 2012...one of the most decorated players in the 2012 incoming class.

BEFORE CLEMSON: Rated as the #127 player in the nation and #5 player in South Carolina by **Perfect Game**...#4 player and #2 pitcher in South Carolina by **Diamond Prospects**...#7 prospect in South Carolina for the 2011 draft by **Baseball America**...16th-round draft pick (#502 overall) by the Boston Red Sox...member of the South Carolina Select Team and played in the Select Games...all-state and all-conference selection as a senior...won the team's Pitching Award as a senior...won the team's Offense Award as a sophomore...lettered four times in baseball at James F. Byrnes High, where he was coached by Dwayne Haun.

PERSONAL: Majoring in community recreation, sport, & camp management...born Daniel James Gossett on Nov. 13, 1992 in Spartanburg, SC.

46



TREVOR KIEBOOM

RHP/INF • R-R • 6-4 • 225 • Fr. • HS
Marietta, GA • Walton HS
Pre-Business

Freshman righthander and infielder who will compete for innings in 2012.

BEFORE CLEMSON: Lettered three times in baseball at Walton High, where he was coached by Shane Amos.

PERSONAL: Pronounced KEE-boom...has dual-citizenship with the United States and The Netherlands...his father, Alswinn, was born in The Netherlands, moved to the United States at the age of 17, and played baseball at Eastern Illinois...his brother, Spencer, is a junior catcher on the Clemson baseball team...majoring in pre-business...born Trevor Cornelis Kieboom on Dec. 1, 1992 in Mount Pleasant, SC.

18



TYLER SLATON

OF • L-L • 5-7 • 195 • Fr. • HS
Cumming, GA • North Forsyth HS
Park & Protected Area Management

Freshman outfielder who will compete for a starting spot in the outfield in 2012.

BEFORE CLEMSON: All-region selection as a sophomore, junior, and senior...lettered four times in baseball and four times in football at North Forsyth High, where he was coached by Jim Cahill.

PERSONAL: Pronounced SLAYT-ihn...his father, Mike, played football at Troy and his uncle, Steve Slaton, was a wrestler at Gardner-Webb...majoring in park & protected area management...born Tyler Michael Slaton on May 26, 1992 in Cumming, GA.

35



MIKE TRILLER

OF • L-R • 6-1 • 180 • Fr. • HS
Rutland, VT • Rutland HS
Undeclared

Freshman outfielder who will compete for innings in 2012...won the Omaha Challenge competition among fielders in the fall of 2011.

BEFORE CLEMSON: Selected to the Vermont North-South All-Star game...led his team in batting average (.528) as a senior...named team MVP, and won the team's Hustle Award as a senior...lettered three times in baseball, three times in basketball, and two times in football at Rutland High, where he was coached by Kevin Bellomo.

PERSONAL: Major is undeclared...born Michael Paul Triller on Sept. 30, 1992 in Randolph, VT.

STUDENT EQUIPMENT MANAGERS



CHRIS COODE

3rd Season
Jr. • Nashville, TN



JAMIE KRYDER

1st Season
Jr. • Rochester, NY



BROCK BYERS

1st Season
Fr. • Shelby, NC



CHAS WILLIAMS

1st Season
Fr. • Taylors, SC

2012 OPPONENTS

ALABAMA-BIRMINGHAM

February 17,18,19 at Clemson, SC

General Information

Location:.....Birmingham, AL
Enrollment:.....17,545
President:.....Dr. Carol Garrison
Athletic Director:.....Brian Mackin
Nickname:.....Blazers
Colors:.....Forest Green & Old Gold
Conference:.....Conference USA
First Year of Baseball:.....1979

Stadium Information

Home Field:.....Jerry D. Young Memorial Field
Capacity:.....1,000
Dimensions:.....LL - 330, LC - 370, C - 400, RC - 360, RL - 330

Coaching Information

Head Coach:.....Brian Shoop (Malone '80)
Record at UAB (Seasons):.....139-146 (5)
Career Record (Seasons):.....831-453-1 (22)
Assistant Coaches:.....Perry Roth (Greenville '97)
.....Josh Hopper (Berry '99)
.....Ron Polk (Grand Canyon '65)

Team Information

2011 Record (Rank):.....29-28 (NR)
2011 C-USA Record (Finish):.....9-15 (8th)
2011 NCAA Tournament Record:.....0-0
Lettermen Returning/Lost:.....16/7
Position Starters Returning/Lost:.....6/3
Pitchers Returning/Lost:.....13/5
Series Record:.....0-0

SID Information

Baseball Contact:.....Ben Warnick
SID Office Phone:.....(205) 934-0725
SID Cell Phone:.....(205) 908-7890
SID Email:.....warnick@uab.edu
Athletic Website:.....UABSports.com

BOSTON COLLEGE

March 16,17,18 at Clemson, SC

General Information

Location:.....Chestnut Hill, MA
Enrollment:.....14,640
President:.....Rev. William P. Leahy, S.J.
Athletic Director:.....Gene DeFilippo
Nickname:.....Eagles
Colors:.....Maroon & Gold
Conference:.....Atlantic Coast Conference
First Year of Baseball:.....1946

Stadium Information

Home Field:.....Commander Shea Field
Capacity:.....1,000
Dimensions:.....LL - 330, LC - 370, C - 400, RC - 365, RL - 320

Coaching Information

Head Coach:.....Mike Gambino (Boston College '00)
Record at Boston College (Seasons):.....17-33 (1)
Career Record (Seasons):.....17-33 (1)
Assistant Coaches:.....Scott Friedholm (Providence '98)
.....Steve Englert (Boston College '87)
.....Greg Sullivan (Eastern Connecticut State '06)

Team Information

2011 Record (Rank):.....17-33 (NR)
2011 ACC Record (Finish):.....7-2 (5th (Atlantic))
2011 NCAA Tournament Record:.....0-0
Lettermen Returning/Lost:.....18/9
Position Starters Returning/Lost:.....5/4
Pitchers Returning/Lost:.....8/6
Series Record:.....Clemson leads 12-6

SID Information

Baseball Contact:.....Zanna Ollove
SID Office Phone:.....(617) 552-2004
SID Cell Phone:.....(978) 828-9221
SID Email:.....ollove@bc.edu
Athletic Website:.....BCEagles.com

CHARLESTON SOUTHERN

April 17 at Clemson, SC

General Information

Location:.....Charleston, SC
Enrollment:.....3,231
President:.....Dr. Jairy C. Hunter, Jr.
Athletic Director:.....Hank Small
Nickname:.....Buccaneers
Colors:.....Blue & Gold
Conference:.....Big South Conference
First Year of Baseball:.....1967

Stadium Information

Home Field:.....CSU Ballpark
Capacity:.....1,500
Dimensions:.....LL - 330, LC - 380, C - 400, RC - 380, RL - 330

Coaching Information

Head Coach:.....Stuart Lake (Charleston Southern '94)
Record at Charleston Southern (Seasons):.....62-105 (3)
Career Record (Seasons):.....62-105 (3)
Assistant Coaches:.....Sid Fallaw (The Citadel '09)
.....Adam Ward (Clemson '09)
.....Jamie Rabon (Southern Wesleyan '07)

Team Information

2011 Record (Rank):.....29-30 (NR)
2011 BSC Record (Finish):.....15-12 (T-3rd)
2011 NCAA Tournament Record:.....0-0
Lettermen Returning/Lost:.....20/12
Position Starters Returning/Lost:.....4/5
Pitchers Returning/Lost:.....8/5
Series Record:.....Clemson leads 15-0

SID Information

Baseball Contact:.....Ashley Bailey
SID Office Phone:.....(843) 863-7687
SID Cell Phone:.....N/A
SID Email:.....abailey@csuniv.edu
Athletic Website:.....CSUSports.com

COLLEGE OF CHARLESTON

May 5,6,7 at Clemson, SC

General Information

Location:.....Charleston, SC
Enrollment:.....11,617
President:.....Dr. George Benson
Athletic Director:.....Joe Hull
Nickname:.....Cougars
Colors:.....Maroon & White
Conference:.....Southern Conference
First Year of Baseball:.....1899

Stadium Information

Home Field:.....Patriots Point Field
Capacity:.....2,000
Dimensions:.....LL - 300, LC - 375, C - 400, RC - 375, RL - 330

Coaching Information

Head Coach:.....Monte Lee (College of Charleston '00)
Record at College of Charleston (Seasons):.....118-63 (3)
Career Record (Seasons):.....118-63 (3)
Assistant Coaches:.....Matt Heath (Louisiana State '02)
.....Chris Morris (College of Charleston '05)
.....Brent Walsh (Columbia International '09)

Team Information

2011 Record (Rank):.....39-22 (NR)
2011 SoCon Record (Finish):.....18-12 (T-3rd)
2011 NCAA Tournament Record:.....0-0
Lettermen Returning/Lost:.....17/16
Position Starters Returning/Lost:.....3/6
Pitchers Returning/Lost:.....13/4
Series Record:.....Clemson leads 21-0

SID Information

Baseball Contact:.....Will Bryan
SID Office Phone:.....(843) 953-3683
SID Cell Phone:.....(843) 819-7429
SID Email:.....bryanc1@cofc.edu
Athletic Website:.....COFCSports.com

COASTAL CAROLINA

April 24 at Clemson, SC

General Information

Location:.....Conway, SC
Enrollment:.....9,084
President:.....David A. DeCenzo
Athletic Director:.....Hunter Yurachek
Nickname:.....Chanticleers
Colors:.....Teal, Bronze, & Black
Conference:.....Big South Conference
First Year of Baseball:.....1975

Stadium Information

Home Field:.....Charles Watson Stadium
Capacity:.....2,000
Dimensions:.....LL - 320, LC - 360, C - 390, RC - 360, RL - 325

Coaching Information

Head Coach:.....Gary Gilmore (Coastal Carolina '80)
Record at Coastal Carolina (Seasons):.....650-323 (16)
Career Record (Seasons):.....906-425-2 (22)
Assistant Coaches:.....Kevin Schnall (Coastal Carolina '01)
.....Drew Thomas (Illinois State '98)
.....Chad Oxendine (Coastal Carolina '04)

Team Information

2011 Record (Rank):.....42-21 (NR)
2011 BSC Record (Finish):.....20-7 (1st)
2011 NCAA Tournament Record:.....1-2
Lettermen Returning/Lost:.....8/16
Position Starters Returning/Lost:.....4/5
Pitchers Returning/Lost:.....4/9
Series Record:.....Clemson leads 40-7

SID Information

Baseball Contact:.....Mike Cawood
SID Office Phone:.....(843) 349-2822
SID Cell Phone:.....(843) 333-5730
SID Email:.....cawood@coastal.edu
Athletic Website:.....GoCCUSports.com

DUKE

April 6,7,8 at Durham, NC

General Information

Location:.....Durham, NC
Enrollment:.....6,504
President:.....Dr. Richard Brodhead
Athletic Director:.....Kevin White
Nickname:.....Blue Devils
Colors:.....Duke Blue & White
Conference:.....Atlantic Coast Conference
First Year of Baseball:.....1889

Stadium Information

Home Field:.....Jack Coombs Field
Capacity:.....2,000
Dimensions:.....LL - 325, LC - 370, C - 400, RC - 380, RL - 335

Coaching Information

Head Coach:.....Sean McNally (Duke '94)
Record at Duke (Seasons):.....171-164-1 (6)
Career Record (Seasons):.....171-164-1 (6)
Assistant Coaches:.....Edwin Thompson (Webber '03)
.....Sean Snedeker (Texas A&M '90)
.....Kyle Padgett (William & Mary '05)

Team Information

2011 Record (Rank):.....26-30 (NR)
2011 ACC Record (Finish):.....7-23 (6th (Coastal))
2011 NCAA Tournament Record:.....0-0
Lettermen Returning/Lost:.....20/7
Position Starters Returning/Lost:.....8/1
Pitchers Returning/Lost:.....8/5
Series Record:.....Clemson leads 121-65-2

SID Information

Baseball Contact:.....Lee Aldridge
SID Office Phone:.....(919) 668-4543
SID Cell Phone:.....(919) 812-4436
SID Email:.....laldridge@duaa.duke.edu
Athletic Website:.....GoDuke.com



ELON

March 20 at Clemson, SC • March 21 at Greenville, SC

General Information

Location:.....Elon, NC
Enrollment:.....5,916
President:.....Dr. Leo M. Lambert
Athletic Director:.....Dave Blank
Nickname:.....Phoenix
Colors:.....Maroon & Gold
Conference:.....Southern Conference
First Year of Baseball:.....1900

Stadium Information

Home Field:.....Walter C. Latham Park
Capacity:.....2,000
Dimensions:.....LL - 327, LC - 360, C - 385, RC - 380, RL - 328

Coaching Information

Head Coach:.....Mike Kennedy (Elon '91)
Record at Elon (Seasons):.....510-352-3 (15)
Career Record (Seasons):.....510-352-3 (15)
Assistant Coaches:.....Greg Starbuck (Winston-Salem State '91)
.....Robbie Huffstetler (Appalachian State '01)

Team Information

2011 Record (Rank):.....36-21 (NR)
2011 SoCon Record (Finish):.....23-7 (1st)
2011 NCAA Tournament Record:.....0-0
Lettermen Returning/Lost:.....15/16
Position Starters Returning/Lost:.....7/2
Pitchers Returning/Lost:.....7/6
Series Record:.....Clemson leads 12-7

SID Information

Baseball Contact:.....Chris Rash
SID Office Phone:.....(336) 278-6712
SID Cell Phone:.....(336) 263-4737
SID Email:.....crash@elon.edu
Athletic Website:.....ElonPhoenix.com

GEORGIA

March 27 at Athens, GA • April 11 at Clemson, SC

General Information

Location:.....Athens, GA
Enrollment:.....34,667
President:.....Dr. Michael F. Adams
Athletic Director:.....Greg McGarity
Nickname:.....Bulldogs
Colors:.....Red & Black
Conference:.....Southeastern Conference
First Year of Baseball:.....1886

Stadium Information

Home Field:.....Foley Field
Capacity:.....3,291
Dimensions:.....LL - 350, LC - 370, C - 404, RC - 365, RL - 314

Coaching Information

Head Coach:.....David Perno (Georgia '91)
Record at Georgia (Seasons):.....338-277-1 (10)
Career Record (Seasons):.....338-277-1 (10)
Assistant Coaches:.....Jason Eller (Georgia State '98)
.....Allen Osborne (Marshall '95)
.....Jason Jacobs (Georgia '09)

Team Information

2011 Record (Rank):.....33-32 (NR)
2011 SEC Record (Finish):.....16-14 (4th (East))
2011 NCAA Tournament Record:.....2-2
Lettermen Returning/Lost:.....22/8
Position Starters Returning/Lost:.....8/1
Pitchers Returning/Lost:.....9/6
Series Record:.....Georgia leads 117-101-2

SID Information

Baseball Contact:.....Christopher Lakos
SID Office Phone:.....(706) 542-7994
SID Cell Phone:.....(706) 714-2934
SID Email:.....clakos@sports.uga.edu
Athletic Website:.....GeorgiaDogs.com

FLORIDA STATE

May 12,13,14 at Clemson, SC

General Information

Location:.....Tallahassee, FL
Enrollment:.....40,838
President:.....Dr. Eric J. Barron
Athletic Director:.....Randy Spetman
Symbol:.....Seminoles
Colors:.....Garment & Gold
Conference:.....Atlantic Coast Conference
First Year of Baseball:.....1948

Stadium Information

Home Field:.....Dick Howser Stadium
Capacity:.....6,700
Dimensions:.....LL - 340, LC - 365, C - 400, RC - 360, RL - 320

Coaching Information

Head Coach:.....Mike Martin (Florida State '66)
Record at Florida State (Seasons):.....1673-577-4 (32)
Career Record (Seasons):.....1673-577-4 (32)
Assistant Coaches:.....Mike Bell (Florida State '96)
.....Mike Martin, Jr. (Florida State '95)
.....Matt Matulia (The Citadel '06)

Team Information

2011 Record (Rank):.....46-19 (#8 BA, #9 CB, #9 SW)
2011 ACC Record (Finish):.....19-11 (1st (Atlantic))
2011 NCAA Tournament Record:.....4-2
Lettermen Returning/Lost:.....17/14
Position Starters Returning/Lost:.....6/3
Pitchers Returning/Lost:.....9/6
Series Record:.....Florida State leads 65-55-1

SID Information

Baseball Contact:.....Jason Leturmy
SID Office Phone:.....(850) 644-3920
SID Cell Phone:.....(850) 228-7568
SID Email:.....jleturmy@fsu.edu
Athletic Website:.....Seminoles.com

GEORGIA TECH

April 27,28,29 at Atlanta, GA

General Information

Location:.....Atlanta, GA
Enrollment:.....20,291
President:.....Dr. G.P. Peterson
Athletic Director:.....Dan Radakovich
Nickname:.....Yellow Jackets
Colors:.....Old Gold & White
Conference:.....Atlantic Coast Conference
First Year of Baseball:.....1895

Stadium Information

Home Field:.....Russ Chandler Stadium
Capacity:.....4,157
Dimensions:.....LL - 328, LC - 391, C - 400, RC - 353, RL - 334

Coaching Information

Head Coach:.....Danny Hall (Miami (OH) '77)
Record at Georgia Tech (Seasons):.....779-349-1 (18)
Career Record (Seasons):.....987-466-1 (24)
Assistant Coaches:.....Bryan Prince (Georgia Tech '05)
.....Tom Kinkelaar (Miami (OH) '77)
.....Wally Crancer (Georgia Tech '07)

Team Information

2011 Record (Rank):.....42-21 (#20 BA, #19 CB, #20 SW)
2011 ACC Record (Finish):.....22-8 (T-1st (Coastal))
2011 NCAA Tournament Record:.....2-2
Lettermen Returning/Lost:.....23/11
Position Starters Returning/Lost:.....7/2
Pitchers Returning/Lost:.....10/7
Series Record:.....Clemson leads 103-100-3

SID Information

Baseball Contact:.....Mike DeGeorge
SID Office Phone:.....(404) 894-5445
SID Cell Phone:.....(404) 263-9478
SID Email:.....mdegeorge@athletics.gatech.edu
Athletic Website:.....RamblinWreck.com

FURMAN

April 10 at Greenville, SC (Fluor Field) • May 15 at Clemson, SC

General Information

Location:.....Greenville, SC
Enrollment:.....2,630
President:.....Rod Smolla
Athletic Director:.....Dr. Gary Clark
Nickname:.....Paladins
Colors:.....Purple & White
Conference:.....Southern Conference
First Year of Baseball:.....1896

Stadium Information

Home Field:.....Latham Stadium
Capacity:.....2,000
Dimensions:.....LL - 330, LC - 350, C - 393, RC - 371, RL - 330

Coaching Information

Head Coach:.....Ron Smith (Furman '79)
Record at Furman (Seasons):.....440-541-3 (18)
Career Record (Seasons):.....440-541-3 (18)
Assistant Coaches:.....Chris Edwards (Anderson (SC) '01)
.....Jeff Whitfield (Lander '03)

Team Information

2011 Record (Rank):.....24-33 (NR)
2011 SoCon Record (Finish):.....13-16 (7th)
2011 NCAA Tournament Record:.....0-0
Lettermen Returning/Lost:.....20/11
Position Starters Returning/Lost:.....5/4
Pitchers Returning/Lost:.....12/5
Series Record:.....Clemson leads 138-57-4

SID Information

Baseball Contact:.....Hunter Reid
SID Office Phone:.....(864) 294-2061
SID Cell Phone:.....(864) 567-1663
SID Email:.....hunter.reid@furman.edu
Athletic Website:.....FurmanPaladins.com

HOLY CROSS

March 7 at Clemson, SC

General Information

Location:.....Worcester, MA
Enrollment:.....2,862
President:.....Rev. Michael C. McFarland, S.J.
Athletic Director:.....Richard M. Regan, Jr.
Nickname:.....Crusaders
Color:.....Royal Purple
Conference:.....Patriot League
First Year of Baseball:.....1876

Stadium Information

Home Field:.....Fitton Field
Capacity:.....3,000
Dimensions:.....LL - 332, LC - 357, C - 385, RC - 372, RL - 313

Coaching Information

Head Coach:.....Greg DiCenzo (Saint Lawrence '98)
Record at Holy Cross (Seasons):.....93-104-1 (4)
Career Record (Seasons):.....93-104-1 (4)
Assistant Coaches:.....Jeff Kane (Clemson '01)
.....Ron Rakowski (San Francisco State '01)
.....Jeff Miller (Holy Cross '00)

Team Information

2011 Record (Rank):.....24-23-1 (NR)
2011 PL Record (Finish):.....9-11 (5th)
2011 NCAA Tournament Record:.....0-0
Lettermen Returning/Lost:.....21/9
Position Starters Returning/Lost:.....5/4
Pitchers Returning/Lost:.....10/2
Series Record:.....Holy Cross leads 1-0

SID Information

Baseball Contact:.....Meredith Cook
SID Office Phone:.....(508) 793-2780
SID Cell Phone:.....(508) 331-5356
SID Email:.....mhcook@holycross.edu
Athletic Website:.....GoHolyCross.com

MAINE

March 24,25,26 at Clemson, SC

General Information

Location:.....Orono, ME
Enrollment:.....12,500
President:.....Paul Ferguson
Athletic Director:.....Steve Abbott
Nickname:.....Black Bears
Colors:.....Blue & White
Conference:.....America East Conference
First Year of Baseball:.....1881

Stadium Information

Home Field:.....Mahaney Diamond
Capacity:.....4,400
Dimensions:.....LL - 330, LC - 375, C - 400, RC - 375, RL - 330

Coaching Information

Head Coach:.....Steve Trimper (Eastern Connecticut State '92)
Record at Maine (Seasons):.....176-150-2 (6)
Career Record (Seasons):.....348-324-4 (13)
Assistant Coaches:.....Jason Spaulding (Vermont '00)
.....Billy Cather (Maine '09)
.....Ryan Forrest (Maine '09)

Team Information

2011 Record (Rank):.....33-24 (NR)
2011 AEC Record (Finish):.....18-6 (2nd)
2011 NCAA Tournament Record:.....1-2
Lettermen Returning/Lost:.....18/6
Position Starters Returning/Lost:.....7/2
Pitchers Returning/Lost:.....6/3
Series Record:.....Clemson leads 14-0

SID Information

Baseball Contact:.....Laura Reed
SID Office Phone:.....(207) 581-3646
SID Cell Phone:.....(207) 478-4256
SID Email:.....laura.reed@umit.maine.edu
Athletic Website:.....GoBlackBears.com

NORTH CAROLINA

March 9,10,11 at Clemson, SC

General Information

Location:.....Chapel Hill, NC
Enrollment:.....17,895
Chancellor:.....Holden Thorp
Athletic Director:.....Bubba Cunningham
Nickname:.....Tar Heels
Colors:.....Carolina Blue & White
Conference:.....Atlantic Coast Conference
First Year of Baseball:.....1867

Stadium Information

Home Field:.....Boshamer Stadium
Capacity:.....4,100
Dimensions:.....LL - 335, LC - 370, C - 400, RC - 355, RL - 340

Coaching Information

Head Coach:.....Mike Fox (North Carolina '78)
Record at North Carolina (Seasons):.....589-246-1 (13)
Career Record (Seasons):.....1129-387-5 (28)
Assistant Coaches:.....Scott Forbes (North Carolina Wesleyan '98)
.....Scott Jackson (Campbell '98)
.....Robert Woodard (North Carolina '08)

Team Information

2011 Record (Rank):.....51-16 (#5 BA, #5 CB, #5 SW)
2011 ACC Record (Finish):.....20-10 (3rd (Coastal))
2011 NCAA Tournament Record:.....6-2
Lettermen Returning/Lost:.....18/11
Position Starters Returning/Lost:.....5/4
Pitchers Returning/Lost:.....10/6
Series Record:.....Clemson leads 96-81-1

SID Information

Baseball Contact:.....Dave Schmidt
SID Office Phone:.....(919) 962-0084
SID Cell Phone:.....(919) 619-3344
SID Email:.....dschmidt@unc.unc.edu
Athletic Website:.....TarHeelBlue.com

2012 OPPONENTS

MARYLAND

April 20,21,22 at College Park, MD

General Information

Location:.....College Park, MD
Enrollment:.....37,641
President:.....Wallace D. Loh
Athletic Director:.....Kevin Anderson
Nickname:.....Terrapins
Colors:.....Red, White, Black, & Gold
Conference:.....Atlantic Coast Conference
First Year of Baseball:.....1893

Stadium Information

Home Field:.....Bob Smith Stadium
Capacity:.....2,500
Dimensions:.....LL - 320, LC - 350, C - 380, RC - 350, RL - 325

Coaching Information

Head Coach:.....Erik Bakich (East Carolina '00)
Record at Maryland (Seasons):.....38-74 (2)
Career Record (Seasons):.....38-74 (2)
Assistant Coaches:.....Sean Kenny (Eastern Michigan '97)
.....Dan Burton (Louisville '08)
.....Eric Milton (Maryland '96)

Team Information

2011 Record (Rank):.....21-35 (NR)
2011 ACC Record (Finish):.....5-25 (6th (Atlantic))
2011 NCAA Tournament Record:.....0-0
Lettermen Returning/Lost:.....21/10
Position Starters Returning/Lost:.....8/0
Pitchers Returning/Lost:.....8/5
Series Record:.....Clemson leads 116-40

SID Information

Baseball Contact:.....Justin Moore
SID Office Phone:.....(301) 314-7068
SID Cell Phone:.....(270) 316-3748
SID Email:.....moore@umd.edu
Athletic Website:.....UMTerps.com

N.C. STATE

April 13,14,15 at Clemson, SC

General Information

Location:.....Raleigh, NC
Enrollment:.....34,376
Chancellor:.....Dr. Randy Woodson
Athletic Director:.....Deborah A. Yow
Nickname:.....Wolfpack
Colors:.....Red & White
Conference:.....Atlantic Coast Conference
First Year of Baseball:.....1903

Stadium Information

Home Field:.....Doak Field
Capacity:.....2,500
Dimensions:.....LL - 325, LC - 370, C - 400, RC - 370, RL - 330

Coaching Information

Head Coach:.....Elliott Avent (Virginia Commonwealth '83)
Record at N.C. State (Seasons):.....556-362 (15)
Career Record (Seasons):.....781-571 (23)
Assistant Coaches:.....Tom Holliday (Miami (FL) '75)
.....Chris Hart (Florida State '03)
.....Brian Ward (N.C. State '00)

Team Information

2011 Record (Rank):.....35-27 (NR)
2011 ACC Record (Finish):.....15-15 (T-3rd (Atlantic))
2011 NCAA Tournament Record:.....1-2
Lettermen Returning/Lost:.....16/12
Position Starters Returning/Lost:.....5/2
Pitchers Returning/Lost:.....6/6
Series Record:.....Clemson leads 109-71-1

SID Information

Baseball Contact:.....Cavan Fosnes
SID Office Phone:.....(919) 515-2102
SID Cell Phone:.....(615) 708-1985
SID Email:.....cafosnes@ncsu.edu
Athletic Website:.....GoPack.com

MIAMI (FL)

March 30,31, April 1 at Clemson, SC

General Information

Location:.....Coral Gables, FL
Enrollment:.....14,078
President:.....Dr. Donna E. Shalala
Athletic Director:.....Shawn Eichorst
Nickname:.....Hurricanes
Colors:.....Orange, Green, & White
Conference:.....Atlantic Coast Conference
First Year of Baseball:.....1940

Stadium Information

Home Field:.....Alex Rodriguez Park
Capacity:.....3,678
Dimensions:.....LL - 330, LC - 365, C - 400, RC - 365, RL - 330

Coaching Information

Head Coach:.....Jim Morris (Elon '73)
Record at Miami (Seasons):.....814-321-3 (18)
Career Record (Seasons):.....1318-565-4 (30)
Assistant Coaches:.....Gino DiMare (Miami (FL) '98)
.....J.D. Arteaga (Miami (FL) '02)
.....Lou Palmisano (University of Phoenix '11)

Team Information

2011 Record (Rank):.....38-23 (#23 BA, #22 CB, #24 SW)
2011 ACC Record (Finish):.....19-10 (4th (Coastal))
2011 NCAA Tournament Record:.....2-2
Lettermen Returning/Lost:.....18/13
Position Starters Returning/Lost:.....5/4
Pitchers Returning/Lost:.....8/6
Series Record:.....Miami leads 28-24-1

SID Information

Baseball Contact:.....Camron Ghorbi
SID Office Phone:.....(305) 284-3230
SID Cell Phone:.....(786) 877-7329
SID Email:.....c.ghorbi@miami.edu
Athletic Website:.....HurricaneSports.com

PRESBYTERIAN COLLEGE

March 28 at Clemson, SC

General Information

Location:.....Clinton, SC
Enrollment:.....1,350
President:.....Dr. John V. Griffith
Athletic Director:.....Brian Reese
Nickname:.....Blue Hose
Colors:.....Garnet & Blue
Conference:.....Big South Conference
First Year of Baseball:.....1895

Stadium Information

Home Field:.....PC Baseball Complex
Capacity:.....500
Dimensions:.....LL - 325, LC - 375, C - 400, RC - 375, RL - 325

Coaching Information

Head Coach:.....Elton Pollock (Presbyterian College '95)
Record at Presbyterian College (Seasons):.....119-264 (7)
Career Record (Seasons):.....119-264 (7)
Assistant Coaches:.....Josh Davis (Charleston Southern '05)
.....Cody Church (Lincoln Memorial '11)
.....Nate Horton (Presbyterian College '11)

Team Information

2011 Record (Rank):.....24-32 (NR)
2011 BSC Record (Finish):.....9-18 (T-8th)
2011 NCAA Tournament Record:.....0-0
Lettermen Returning/Lost:.....24/8
Position Starters Returning/Lost:.....7/2
Pitchers Returning/Lost:.....13/2
Series Record:.....Clemson leads 60-20

SID Information

Baseball Contact:.....Ryan Real
SID Office Phone:.....(864) 833-7095
SID Cell Phone:.....(502) 931-5651
SID Email:.....rtreal@presby.edu
Athletic Website:.....GoBlueHose.com



SOUTH CAROLINA

March 2 at Charleston, SC • March 3 at Columbia, SC • March 4 at Clemson, SC

General Information

Location:.....Columbia, SC
Enrollment:.....29,957
President:.....Dr. Harris Pastides
Athletic Director:.....Eric Hyman
Nickname:.....Gamecocks
Colors:.....Garnet & Black
Conference:.....Southeastern Conference
First Year of Baseball:.....1892

Stadium Information

Home Field:.....Carolina Stadium
Capacity:.....8,242
Dimensions:.....LL - 325, LC - 375, C - 400, RC - 375, RL - 325

Coaching Information

Head Coach:.....Ray Tanner (N.C. State '80)
Record at South Carolina (Seasons):.....689-296 (15)
Career Record (Seasons):.....1084-469-3 (24)
Assistant Coaches:.....Chad Holbrook (North Carolina '94)
.....Jerry Meyers (Iowa State '87)
.....Sammy Esposito (N.C. State '03)

Team Information

2011 Record (Rank):.....55-14 (#1 BA, #1 CB, #1 SW)
2011 SEC Record (Finish):.....22-8 (T-1st (East))
2011 NCAA Tournament Record:.....10-0
Lettermen Returning/Lost:.....18/15
Position Starters Returning/Lost:.....4/6
Pitchers Returning/Lost:.....10/5
Series Record:.....Clemson leads 168-125-2

SID Information

Baseball Contact:.....Andrew Kitick
SID Office Phone:.....(803) 777-5257
SID Cell Phone:.....(803) 240-4150
SID Email:.....kitick@mailbox.sc.edu
Athletic Website:.....GamecocksOnline.com

WAKE FOREST

May 17,18,19 at Winston-Salem, NC

General Information

Location:.....Winston-Salem, NC
Enrollment:.....4,569
President:.....Dr. Nathan O. Hatch
Athletic Director:.....Ron Wellman
Nickname:.....Demon Deacons
Colors:.....Old Gold & Black
Conference:.....Atlantic Coast Conference
First Year of Baseball:.....1891

Stadium Information

Home Field:.....Wake Forest Baseball Park
Capacity:.....6,000
Dimensions:.....LL - 310, LC - 370, C - 400, RC - 367, RL - 300

Coaching Information

Head Coach:.....Tom Walter (Georgetown '91)
Record at Wake Forest (Seasons):.....43-68 (2)
Career Record (Seasons):.....469-396 (15)
Assistant Coaches:.....Dennis Healy (George Washington '96)
.....Bill Cilenito (Siena '03)
.....Jim McGonigle (New Orleans '10)

Team Information

2011 Record (Rank):.....25-31 (NR)
2011 ACC Record (Finish):.....15-15 (T-3rd (Atlantic))
2011 NCAA Tournament Record:.....0-0
Lettermen Returning/Lost:.....24/7
Position Starters Returning/Lost:.....8/1
Pitchers Returning/Lost:.....11/2
Series Record:.....Clemson leads 121-50-1

SID Information

Baseball Contact:.....Steven Wright
SID Office Phone:.....(336) 758-4120
SID Cell Phone:.....(513) 594-0411
SID Email:.....wrights@wfu.edu
Athletic Website:.....WakeForestSports.com

2012 OPPONENTS

TENNESSEE TECH

May 8 at Clemson, SC

General Information

Location:.....Cookeville, TN
Enrollment:.....11,768
President:.....Dr. Robert Bell
Athletic Director:.....Mark Wilson
Nickname:.....Golden Eagles
Colors:.....Purple & Gold
Conference:.....Ohio Valley Conference
First Year of Baseball:.....1949

Stadium Information

Home Field:.....Bush Stadium
Capacity:.....1,100
Dimensions:.....LL - 329, LC - 365, C - 405, RC - 360, RL - 330

Coaching Information

Head Coach:.....Matt Bragga (Kentucky '94)
Record at Tennessee Tech (Seasons):.....163-212-2 (7)
Career Record (Seasons):.....311-299-2 (10)
Assistant Coaches:.....Donnie Suttles (Western Carolina '00)
.....Matt Mihoci (Tennessee Tech '08)
.....Brandon Turner

Team Information

2011 Record (Rank):.....25-29 (NR)
2011 OVC Record (Finish):.....12-12 (4th)
2011 NCAA Tournament Record:.....0-0
Lettermen Returning/Lost:.....16/8
Position Starters Returning/Lost:.....8/2
Pitchers Returning/Lost:.....8/4
Series Record:.....Clemson leads 4-0

SID Information

Baseball Contact:.....Nick Burns
SID Office Phone:.....(931) 372-6139
SID Cell Phone:.....(952) 380-8056
SID Email:.....nburns@tnitech.edu
Athletic Website:.....TTUSports.com

VIRGINIA

March 23,24,25 at Charlottesville, VA

General Information

Location:.....Charlottesville, VA
Enrollment:.....20,399
President:.....Teresa A. Sullivan
Athletic Director:.....Craig Littlepage
Nickname:.....Cavaliers
Colors:.....Orange & Blue
Conference:.....Atlantic Coast Conference
First Year of Baseball:.....1889

Stadium Information

Home Field:.....UVA Baseball Stadium
Capacity:.....5,074
Dimensions:.....LL - 335, LC - 377, C - 408, RC - 377, RL - 335

Coaching Information

Head Coach:.....Brian O'Connor (Creighton '93)
Record at Virginia (Seasons):.....372-130-1 (8)
Career Record (Seasons):.....372-130-1 (8)
Assistant Coaches:.....Kevin McMullan (Indiana PA '90)
.....Karl Kuhn (Florida '92)
.....Matt Kirby (William & Mary '03)

Team Information

2011 Record (Rank):.....56-12 (#3 BA, #3 CB, #4 SW)
2011 ACC Record (Finish):.....22-8 (T-1st (Coastal))
2011 NCAA Tournament Record:.....7-3
Lettermen Returning/Lost:.....18/12
Position Starters Returning/Lost:.....4/5
Pitchers Returning/Lost:.....10/5
Series Record:.....Clemson leads 102-44

SID Information

Baseball Contact:.....Andy Fledderjohann
SID Office Phone:.....(434) 982-5131
SID Cell Phone:.....(434) 906-0075
SID Email:.....fledder@virginia.edu
Athletic Website:.....VirginiaSports.com

WESTERN CAROLINA

March 14 at Cullowhee, NC • April 4 at Clemson, SC

General Information

Location:.....Cullowhee, NC
Enrollment:.....9,500
Chancellor:.....Dr. David O. Belcher
Athletic Director:.....Randy Eaton
Nickname:.....Catamounts
Colors:.....Purple & Gold
Conference:.....Southern Conference
First Year of Baseball:.....1929

Stadium Information

Home Field:.....Hennon Stadium
Capacity:.....1,500
Dimensions:.....LL - 325, LC - 375, C - 390, RC - 375, RL - 325

Coaching Information

Head Coach:.....Bobby Moranda (Eastern Kentucky '86)
Record at Western Carolina (Seasons):.....124-102-2 (4)
Career Record (Seasons):.....124-102-2 (4)
Assistant Coaches:.....Alan Beck (Western Carolina '04)
.....Bruce Johnson (Western Carolina '10)

Team Information

2011 Record (Rank):.....23-31-1 (NR)
2011 SoCon Record (Finish):.....12-18 (8th)
2011 NCAA Tournament Record:.....0-0
Lettermen Returning/Lost:.....19/11
Position Starters Returning/Lost:.....5/3
Pitchers Returning/Lost:.....9/10
Series Record:.....Clemson leads 54-13

SID Information

Baseball Contact:.....Daniel Hooker
SID Office Phone:.....(828) 227-2339
SID Cell Phone:.....(828) 508-2494
SID Email:.....dhooker@email.wcu.edu
Athletic Website:.....CatamountSports.com

WINTHROP

April 3 at Clemson, SC

General Information

Location:.....Rock Hill, SC
Enrollment:.....6,400
President:.....Dr. Anthony J. DiGiorgio
Athletic Director:.....Tom Hickman
Nickname:.....Eagles
Colors:.....Garnet & Gold
Conference:.....Big South Conference
First Year of Baseball:.....1980

Stadium Information

Home Field:.....The Winthrop Ballpark
Capacity:.....1,800
Dimensions:.....LL - 325, LC - 370, C - 390, RC - 370, RL - 325

Coaching Information

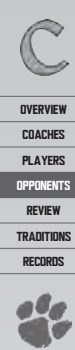
Head Coach:.....Tom Riginos (Stetson '90)
Record at Winthrop (Seasons):.....27-30 (1)
Career Record (Seasons):.....27-30 (1)
Assistant Coaches:.....Clint Chrysler (Daytona State '09)
.....Ben Hall (Clemson '07)
.....Wilson Boyd (Clemson '10)

Team Information

2011 Record (Rank):.....27-30 (NR)
2011 BSC Record (Finish):.....15-12 (T-3rd)
2011 NCAA Tournament Record:.....0-0
Lettermen Returning/Lost:.....16/14
Position Starters Returning/Lost:.....4/4
Pitchers Returning/Lost:.....4/9
Series Record:.....Clemson leads 17-4

SID Information

Baseball Contact:.....Wesley Herring
SID Office Phone:.....(803) 323-2129 x6067
SID Cell Phone:.....(843) 845-2817
SID Email:.....herringw@winthrop.edu
Athletic Website:.....WinthropEagles.com



AGAINST ALL COMPETITION

Opponent ^(First Game - Last Game)	G	W	L	Win %	^CU	^Opp	Home	Away	Neutral
Adelphi ⁽¹⁹⁵⁹⁾	1	1	0	1.000	16	8	1-0		
Alabama ⁽¹⁹¹⁸⁻¹⁰⁾	26	13	13	.500	160	150	6-5	4-6	3-2
Appalachian State ⁽¹⁹⁷³⁻⁹⁷⁾	20	18	2	.900	166	63	16-2	2-0	
Arizona ⁽¹⁹⁵⁸⁻⁹⁰⁾	5	2	3	.400	27	23			2-3
Arizona State ⁽¹⁹⁷⁷⁻¹⁰⁾	4	1	3	.250	19	28		0-2	1-1
Arkansas ⁽¹⁹⁸⁷⁻⁰²⁾	6	3	3	.500	40	34	2-1	1-0	0-2
Arkansas State ⁽¹⁹⁹⁵⁾	1	1	0	1.000	7	2			1-0
Armstrong State ⁽¹⁹⁸⁹⁾	2	1	1	.500	7	6			1-1
Auburn ^{***(1901-2010)}	93	42	48	.468	506	552	16-17	18-29	3-8
Augusta ⁽¹⁹⁸⁴⁻⁹¹⁾	3	3	0	1.000	42	7	2-0	1-0	
Austin Peay State ⁽¹⁹⁷³⁾	1	1	0	1.000	8	4			1-0
Ball State ⁽¹⁹⁸⁴⁾	3	1	2	.333	15	11	1-2		
Baylor ⁽²⁰⁰⁵⁾	3	1	2	.333	6	15		1-2	
Belmont Abbey ⁽¹⁹⁰⁴⁻⁷¹⁾	6	6	0	1.000	58	16	3-0	3-0	
Birmingham-Southern ⁽¹⁹²³⁻⁰⁴⁾	4	3	1	.750	21	15		1-1	2-0
Boston College⁽²⁰⁰⁶⁻¹¹⁾	18	12	6	.667	127	92	5-4	7-2	
Bradley ⁽¹⁹⁵⁰⁾	2	1	1	.500	10	3			1-1
Brigham Young ⁽¹⁹⁸⁸⁾	1	0	1	.000	2	9			0-1
Buffalo ⁽¹⁹⁶⁹⁾	3	3	0	1.000	61	9	3-0		
California ⁽¹⁹⁸⁰⁻⁹⁷⁾	4	1	3	.250	40	33	1-2		0-1
California State-Fullerton ⁽²⁰⁰⁶⁾	1	0	1	.000	6	7			0-1
California State-Los Angeles ⁽¹⁹⁷⁷⁾	1	0	1	.000	0	1			0-1
California State-Northridge ⁽¹⁹⁹⁷⁾	2	1	1	.500	13	25			1-1
California-Irvine ⁽²⁰⁰⁵⁾	3	3	0	1.000	18	8	3-0		
California-Los Angeles ⁽¹⁹⁹²⁾	1	0	1	.000	5	6			0-1
Campbell ⁽¹⁹⁸²⁻⁹⁰⁾	5	3	2	.600	37	22	3-1	0-1	
Central Florida ⁽¹⁹⁹⁸⁻⁰⁸⁾	8	5	3	.625	45	35	1-2	3-0	1-1
Central Michigan ⁽¹⁹⁷³⁾	1	0	1	.000	4	8	0-1		
Charleston Southern⁽¹⁹⁷⁶⁻¹¹⁾	15	15	0	1.000	140	46	12-0	3-0	
Charleston, College of⁽¹⁸⁹⁹⁻²⁰⁰⁹⁾	21	21	0	1.000	194	66	14-0	7-0	
Charlotte ⁽¹⁹⁸⁵⁻¹⁰⁾	14	11	3	.786	142	63	8-2	3-1	
Cincinnati ⁽¹⁹³⁶⁻¹¹⁾	4	2	2	.500	34	25	1-1		1-1
Citadel, The ⁽¹⁹⁰⁰⁻²⁰⁰⁴⁾	101	83	18	.822	863	417	48-7	30-11	5-0
Coastal Carolina⁽¹⁹⁸⁶⁻¹¹⁾	47	40	7	.851	426	202	30-5	10-2	
Colorado State ⁽¹⁹⁵⁹⁾	1	1	0	1.000	7	1			1-0
Columbus ⁽¹⁹⁷⁷⁻⁹¹⁾	8	7	1	.875	70	23	2-0	5-1	
Connecticut ⁽²⁰¹¹⁾	2	0	2	.000	7	21	0-2		
Cornell ⁽¹⁸⁹⁹⁻⁸⁰⁾	6	4	2	.667	40	34	3-1		1-1
Creighton ⁽¹⁹⁹⁰⁻⁹⁹⁾	5	1	4	.200	29	35			1-4
Davidson ⁽¹⁹⁰³⁻²⁰¹¹⁾	37	28	9	.757	373	135	20-3	8-5	0-1
Dayton ⁽²⁰¹⁰⁾	1	1	0	1.000	6	5	1-0		
Delaware ⁽¹⁹⁹⁹⁾	1	1	0	1.000	17	3			1-0
Duke^{***(1904-2011)}	188	121	65	.649	1338	877	64-24-1	47-28-1	10-13
East Carolina ⁽¹⁹⁶⁸⁻⁰⁵⁾	22	13	9	.591	120	83	9-2	4-6	0-1
East Tennessee State ⁽¹⁹⁶⁹⁻¹¹⁾	26	20	6	.769	204	81	18-4	2-2	
Eastern Kentucky ⁽¹⁹⁹²⁾	2	2	0	1.000	29	0	2-0		
Eastern Michigan ⁽¹⁹⁷⁵⁻¹¹⁾	5	2	3	.400	30	19	2-1	0-1	0-1
Elon⁽¹⁹²⁰⁻¹¹⁾	19	12	7	.632	134	110	12-7		
Erskine ⁽¹⁸⁹⁸⁻⁸⁵⁾	102	72	30	.706	537	335	34-10	30-14	8-6
Florida ⁽¹⁹²⁸⁻⁸³⁾	30	12	18	.400	186	200	1-1	9-16	2-1
Florida Atlantic ⁽¹⁹⁹⁸⁾	2	1	1	.500	11	11	1-1		
Florida Gulf Coast ⁽²⁰¹⁰⁾	4	3	1	.750	32	15	3-1		
Florida International ⁽¹⁹⁸⁵⁻⁸⁷⁾	4	2	2	.500	14	19	1-1	1-1	
Florida Southern ⁽¹⁹⁷⁴⁻⁷⁶⁾	4	2	2	.500	22	13		2-2	
Florida State⁽¹⁹⁵⁸⁻¹¹⁾	121	55	65	.459	684	734	28-18	15-35-1	12-12
Fordham ⁽¹⁹⁸⁸⁾	1	1	0	1.000	3	2			1-0
Francis Marion ⁽¹⁹⁷⁶⁻⁸⁶⁾	10	9	1	.900	95	37	4-1	5-0	
Fresno State ⁽¹⁹⁸⁸⁻⁹⁴⁾	6	2	4	.333	44	51		0-1	2-3
Furman^{****(1896-2011)}	199	138	57	.704	1581	909	76-26-1	50-28-2	12-3-1
Gardner-Webb ⁽¹⁹⁷⁵⁻¹¹⁾	8	8	0	1.000	84	22	7-0	1-0	
George Mason ⁽¹⁹⁹⁵⁻⁰⁷⁾	9	8	1	.889	106	20	8-1		
George Washington ⁽¹⁹⁵⁸⁻⁸⁸⁾	4	3	1	.750	17	13	1-0	0-1	2-0
Georgia^{***(1900-2011)}	220	101	117	.464	1326	1291	55-46-2	43-68	3-3
Georgia Southern ^{*(1959-10)}	79	51	27	.652	611	386	26-12	19-15-1	6-0
Georgia Tech^{****(1902-2011)}	206	103	100	.507	1311	1244	45-23-1	39-70-2	19-7
Gordon Military ⁽¹⁹⁰⁹⁾	1	0	1	.000	3	5		0-1	
Grand Canyon ⁽¹⁹⁹⁴⁾	2	2	0	1.000	12	1			2-0
Guilford ⁽¹⁹¹⁸⁾	2	0	2	.000	3	7	0-2		
Hawaii ⁽¹⁹⁹⁴⁾	1	1	0	1.000	7	3		1-0	
Hawaii-Hilo ⁽¹⁹⁹⁴⁾	3	3	0	1.000	29	9		3-0	
High Point ⁽¹⁹⁷⁶⁻⁰⁸⁾	9	9	0	1.000	64	14	8-0	1-0	
Hobart ⁽¹⁹⁰²⁾	1	1	0	1.000	10	2	1-0		
Holy Cross⁽¹⁹⁵⁸⁾	1	0	1	.000	4	17			0-1
Howard ⁽¹⁹⁷⁸⁻⁸²⁾	10	10	0	1.000	102	28	10-0		
Illinois ⁽¹⁹⁸⁶⁻⁰⁰⁾	3	3	0	1.000	24	10	3-0		
Jacksonville ⁽¹⁹⁶⁹⁻⁹⁵⁾	5	3	2	.600	32	29	2-0	1-2	
Kansas Madison ⁽¹⁹⁷⁶⁻⁰⁶⁾	18	16	2	.889	146	64	15-0	1-2	
Kansas ⁽¹⁹⁹³⁻⁰⁶⁾	4	2	2	.500	17	20	2-1		0-1
Kansas State ⁽¹⁹⁹³⁻⁹⁹⁾	4	3	1	.750	31	17	3-0		0-1
Kent State ^{*(1969)}	3	1	1	.500	29	16	1-1-1		
Kentucky ⁽¹⁹⁵⁰⁻⁹⁷⁾	9	6	3	.667	50	35	6-1		0-2
Lewis ⁽¹⁹⁷⁷⁻⁷⁸⁾	6	6	0	1.000	31	12	6-0		
Lewis-Clark State ⁽¹⁹⁹⁴⁾	1	0	1	.000	2	9			0-1
Liberty ⁽¹⁹⁸⁸⁻⁰⁰⁾	5	2	3	.400	39	38	2-2	0-1	
Long Beach State ⁽¹⁹⁸⁸⁻⁹¹⁾	2	1	1	.500	21	19			1-1
Louisiana-Lafayette ⁽¹⁹⁹¹⁻⁰⁰⁾	3	1	2	.333	29	23			1-2
Louisville ⁽¹⁹⁷⁰⁻⁷²⁾	6	6	0	1.000	55	5	6-0		
Maine⁽¹⁹⁹¹⁻⁹³⁾	14	14	0	1.000	141	52	13-0	1-0	

Marshall ⁽¹⁹⁷⁵⁻⁹⁰⁾	17	15	2	.882	179	53	15-1		0-1
Maryland ⁽¹⁹²³⁻¹¹⁾	156	116	40	.744	1151	634	65-8	40-28	11-4
Massachusetts ⁽¹⁹⁵⁹⁻⁶⁹⁾	6	5	1	.833	49	28	5-1		
Memphis ⁽²⁰⁰⁷⁾	3	2	1	.667	19	10	2-1		
Mercer ^{*(1901-2008)}	35	19	15	.557	184	140	10-1	9-14-1	
Miami (FL) ^{*(1977-09)}	53	24	28	.462	320	340	9-6	9-14-1	6-8
Miami (OH) ⁽¹⁹⁶⁵⁻¹⁰⁾	4	4	0	1.000	49	1	4-0		
Michigan ⁽¹⁹²⁵⁻²⁹⁾	6	0	6	.000	12	48	0-6		
Michigan State ^{*(1935-11)}	17	7	9	.441	101	122	4-9-1		3-0
Middle Tennessee ⁽²⁰⁰⁰⁾	2	2	0	1.000	25	3	2-0		
Mississippi ⁽¹⁹²³⁻⁸⁴⁾	15	7	8	.467	64	87		6-8	1-0
Mississippi College ⁽¹⁹²³⁾	2	1	1	.500	4	2	1-1		
Mississippi State ⁽¹⁹⁶⁸⁻⁰⁷⁾	13	8	5	.615	75	61	3-0	4-5	1-0
Missouri State ⁽¹⁹⁹³⁻⁹⁹⁾	5	4	1	.800	33	46			4-1
Morehead State ⁽¹⁹⁹⁷⁾	3	3	0	1.000	16	3	3-0		
Navy ⁽¹⁹⁶³⁻⁹⁵⁾	2	2	0	1.000	25	8	1-0		1-0
Nebraska ⁽¹⁹⁹³⁻⁰²⁾	2	1	1	.500	11	15			1-1
Nevada ⁽¹⁹⁹⁷⁻⁹⁹⁾	2	1	1	.500	18	16			1-1
Nevada-Las Vegas ⁽¹⁹⁹¹⁻⁰¹⁾	9	5	4	.555	71	52	2-1	3-3	
New Hampshire ⁽¹⁹⁹⁴⁾	1	1	0	1.000	4	1	1-0		
New Orleans ⁽¹⁹⁸⁵⁻⁸⁹⁾	7	3	4	.429	49	48		1-2	2-2
New York Tech ⁽²⁰⁰¹⁾	3	3	0	1.000	51	3	3-0		
Newberry ^{*(1900-78)}	88	50	37	.574	475	369	25-11-1	24-25	1-1
North Carolina ^{*(1901-2011)}	178	96	81	.542	954	869	45-28-1	36-41	15-12
North Carolina A&T ⁽²⁰⁰⁵⁾	1	1	0	1.000	12	2	1-0		
North Carolina State ^{*(1921-11)}	181	109	71	.605	1253	987	55-22-1	40-37	14-12
North Carolina-Asheville ⁽¹⁹⁹⁸⁻⁰⁹⁾	4	4	0	1.000	57	13	4-0		
North Carolina-Greensboro ⁽²⁰⁰⁸⁾	2	2	0	1.000	17	15	2-0		
North Carolina-Wilmington ⁽¹⁹⁷⁶⁻⁰⁹⁾	42	34	8	.810	342	157	21-3	13-5	
North Georgia ⁽¹⁹⁰⁹⁻²⁵⁾	5	3	2	.600	41	24	3-2		
Northwestern ⁽¹⁹⁹⁷⁾	2	2	0	1.000	22	9			2-0
Notre Dame ⁽¹⁹⁹⁴⁾	1	0	1	.000	1	8	0-1		
Oglethorpe ⁽¹⁹¹⁷⁻⁵⁹⁾	14	6	8	.429	61	72	2-3	4-5	
Ohio ^{*(1937-01)}	33	19	13	.593	217	176	19-13-1		
Ohio State ⁽¹⁹⁵⁴⁻⁰³⁾	15	10	5	.667	86	62	9-3		1-2
Oklahoma ⁽¹⁹⁹²⁻¹⁰⁾	2	1	1	.500	12	11			1-1
Oklahoma State ⁽¹⁹⁹¹⁻⁰⁹⁾	6	4	2	.667	39	19	2-1		2-1
Old Dominion ⁽¹⁹⁸³⁻⁰⁵⁾	38	31	7	.816	249	122	27-5	4-2	
Oral Roberts ⁽²⁰⁰⁵⁻⁰⁶⁾	3	3	0	1.000	25	16	3-0		
Oregon State ⁽¹⁹⁸⁸⁻⁰¹⁾	5	3	2	.600	42	29			3-2
Pacific ⁽²⁰⁰⁷⁾	3	3	0	1.000	17	10	3-0		
Penn State ⁽¹⁹⁵⁹⁻⁷⁵⁾	2	0	2	.000	4	12			0-2
Presbyterian College ⁽¹⁹⁰⁶⁻²⁰¹¹⁾	80	60	20	.750	607	339	35-7	22-10	3-3
Princeton ⁽¹⁹⁹¹⁻⁰³⁾	2	2	0	1.000	20	11			2-0
Purdue ⁽²⁰⁰²⁾	3	3	0	1.000	18	11	3-0		
Rhode Island ⁽¹⁹⁶⁷⁻⁶⁸⁾	5	3	2	.600	26	19	3-2		
Rice ⁽¹⁹⁹⁴⁻⁰⁰⁾	4	2	2	.500	25	26			2-2
Richmond ⁽¹⁹¹⁵⁻⁰¹⁾	4	3	1	.750	33	21	3-1		
Rider ⁽¹⁹⁷⁰⁾	2	2	0	1.000	10	3	2-0		
Riverside Military ⁽¹⁹⁰⁹⁻¹⁰⁾	3	2	1	.667	11	10	2-0	0-1	
Rollins ⁽¹⁹⁵⁰⁻⁸⁰⁾	11	4	7	.364	60	59	1-1	3-6	
Rutgers ⁽¹⁹⁸⁸⁻⁹³⁾	2	1	1	.500	8	9			1-1
Sacred Heart ⁽²⁰¹¹⁾	1	1	0	1.000	11	1	1-0		
Saint John's ⁽¹⁹⁷⁵⁻⁰⁷⁾	6	5	1	.833	46	19	1-0		4-1
San Jose State ⁽²⁰⁰⁰⁾	1	1	0	1.000	10	6			1-0
Seton Hall ⁽¹⁹⁸⁷⁻⁰¹⁾	6	6	0	1.000	70	26	5-0		1-0
Siena ⁽¹⁹⁹⁶⁾	2	2	0	1.000	27	5	2-0		
South Alabama ⁽¹⁹⁷³⁻⁰²⁾	11	6	5	.545	70	55	4-3	2-2	
South Carolina ^{*(1899-2011)}	295	168	125	.573	1782	1487	95-42	67-76-2	6-7
South Carolina-Aiken ⁽¹⁹⁸⁴⁻⁸⁵⁾	2	2	0	1.000	26	6	1-0	1-0	
South Carolina-Upstate ⁽²⁰⁰⁹⁻¹⁰⁾	2	2	0	1.000	36	4	2-0		
South Florida ⁽¹⁹⁹⁶⁻⁹⁸⁾	4	2	2	.500	15	15	1-2		1-0
Southern California ⁽¹⁹⁹⁰⁻⁹⁸⁾	2	0	2	.000	5	9	0-1		0-1
Southern Mississippi ⁽²⁰¹⁰⁾	1	1	0	1.000	10	1			1-0
Springfield ⁽¹⁹⁶⁷⁻⁶⁸⁾	3	3	0	1.000	22	6	3-0		
Stanford ⁽¹⁹⁹⁵⁻⁰⁰⁾	2	0	2	.000	7	18			0-2
Stetson ⁽¹⁹⁷⁶⁻⁹⁸⁾	7	6	1	.857	71	30	3-0	1-1	2-0
Tampa ⁽¹⁹⁹²⁾	3	3	0	1.000	34	6	3-0		
Temple ⁽¹⁹⁷⁷⁾	1	1	0	1.000	13	4			1-0
Tennessee ⁽¹⁹²⁵⁻⁹⁷⁾	34	23	11	.676	237	158	14-3	8-5	1-3
Tennessee Tech ⁽²⁰⁰³⁻⁰⁹⁾	4	4	0	1.000	30	9	4-0		
Texas A&M ⁽¹⁹⁹⁹⁾	3	1	2	.333	17	28		1-2	
Texas State ⁽¹⁹⁹⁷⁾	1	0	1	.000	7	12			0-1
Texas Tech ⁽¹⁹⁹³⁻⁰⁴⁾	4	2	2	.500	25	21		1-2	1-0
Texas-Arlington ⁽¹⁹⁹⁰⁻⁹⁵⁾	2	2	0	1.000	26	5		1-0	1-0
Toledo ⁽¹⁹⁷⁶⁻⁷⁷⁾	8	5	3	.625	48	25	5-3		
Troy ⁽¹⁹⁸²⁾	2	1	1	.500	7	5			1-1
Valdosta State ⁽¹⁹⁷⁸⁻⁸⁷⁾	17	13	4	.765	100	60	2-0	11-4	
Vanderbilt ⁽¹⁹⁸⁴⁻⁸⁶⁾	3	2	1	.667	26	13	1-1	1-0	
Vermont ⁽¹⁹⁷⁰⁾	1	1	0	1.000	14	2	1-0		
Villanova ⁽¹⁹⁹¹⁾	1	1	0	1.000	8	3			1-0
Virginia ⁽¹⁹⁵⁵⁻¹¹⁾	146	102	44	.699	1050	608	52-13	40-24	10-7
Virginia Military ⁽¹⁹¹⁶⁾	1	1	0	1.000	2	0		1-0	
Virginia Tech ^{*(1902-2011)}	61	36	23	.607	359	283	21-7-1	10-14-1	5-2
Wake Forest ^{*(1901-2011)}	172	121	50	.706	1205	857	61-19-1	46-27	14-4
Washington ⁽¹⁹⁹⁴⁻⁹⁹⁾	3	2	1	.667	17	16			2-1
Washington & Lee ⁽¹⁹⁴⁸⁻⁵⁴⁾	3	2	1	.667	42	10	2-1		
Washington State ⁽¹⁹⁹⁸⁾	1	0	1	.000	5	6			0-1
West Virginia ⁽¹⁹⁵¹⁻⁰⁵⁾	10	10	0	1.000	87	20	6-0		4-1

AGAINST ALL COMPETITION

West Virginia Wesleyan ⁽¹⁹¹⁶⁻¹⁷⁾	3	1	2	.333	12	17	1-2	
Western Carolina^{a(1974-11)}	67	54	13	.806	579	310	38-4	15-9 1-0
Western Michigan ⁽¹⁹⁵⁸⁻⁷³⁾	3	1	2	.333	15	21	1-1	0-1
Wichita State ⁽¹⁹⁸¹⁾	1	0	1	.000	2	7	0-1	
William & Mary ⁽²⁰⁰⁰⁻⁰⁶⁾	3	3	0	1.000	24	12	3-0	
Wingate ⁽¹⁹⁸³⁾	1	1	0	1.000	11	7		1-0

Winthrop⁽¹⁹⁸¹⁻⁰⁷⁾	21	17	4	.810	164	91	13-3	3-1 1-0
Wofford ^{*(1898-2011)}	100	76	23	.765	723	384	39-8	34-14 3-1-1
Wright State ⁽²⁰¹⁰⁾	3	3	0	1.000	24	15	3-0	
Yale ⁽¹⁹⁴⁷⁻⁹²⁾	5	4	1	.800	32	19	2-0	0-1 2-0
Totals	4012	2566	1416	.643	27,621	19,108	1467-496-13	845-746-15 254-174-2

* - includes one tie (Clemson has 30 ties in history); ^ - runs; Note: **Bold** denotes 2012 opponent.

RECORD BY DATE

January					
Day	W-L	Win %	Home	Away	Neutral
28	1-0	1.000			1-0
29	1-0	1.000			1-0
30	0-1	.000			0-1
31					
Totals	2-1	.667	0-0	0-0	2-1

February					
Day	W-L	Win %	Home	Away	Neutral
1					
2					
3					
4					
5					
6	1-0	1.000			1-0
7	1-0	1.000			1-0
8	1-0	1.000			1-0
9					
10					
11					
12	3-0	1.000	3-0		
13	2-1	.667	2-1		
14	2-0	1.000	2-0		
15	4-0	1.000	3-0	1-0	
16	6-3	.667	5-1	1-2	
17	6-3	.667	3-2	3-0	0-1
18	9-1	.900	5-1	3-0	1-0
19	7-3	.700	5-1	1-2	1-0
20	9-2	.818	6-0	2-1	1-1
21	7-2	.778	6-0	1-2	
22	10-2	.833	7-0	3-2	
23	13-5	.722	8-0	4-5	1-0
24	15-4	.789	12-1	3-1	0-2
25	20-1	.952	10-0	7-1	3-0
26	15-8	.652	8-2	7-4	0-2
27	13-4	.765	6-1	4-2	3-1
28	18-7	.720	10-4	4-3	4-0
29	4-1	.800	1-0	2-1	1-0
Totals	166-47	.779	102-14	46-26	18-7

March					
Day	W-L	Win %	Home	Away	Neutral
1	15-7	.682	11-3	3-4	1-0
2	15-9-1	.620	12-3	3-4-1	0-2
3	21-6	.778	16-4	4-2	1-0
4	17-7	.708	14-1	3-6	
5	21-6	.778	17-4	4-2	
6	21-6	.778	18-3	3-2	0-1
7	27-4	.871	25-3	2-1	
8	20-9	.690	20-4	0-4	0-1
9	21-6	.778	16-4	5-2	
10	27-5	.844	23-2	4-3	
11	17-8	.680	16-5	0-3	1-0
12	23-6	.793	20-2	3-4	
13	21-6	.778	16-4	5-2	
14	25-4	.862	16-2	7-2	2-0
15	21-10-1	.672	13-4	8-3-1	0-3
16	14-14	.500	9-2	4-9	1-3
17	25-11	.694	11-1	11-9	3-1
18	28-9	.757	11-1	13-7	4-1
19	27-14	.659	8-2	16-11	3-1
20	30-15	.667	12-2	16-12	2-1
21	18-15-1	.544	9-3	9-11-1	0-1
22	24-16-2	.595	13-4-1	11-10-1	0-2
23	31-17	.646	19-6	10-11	2-0
24	28-19-1	.594	22-10-1	6-9	
25	30-18-1	.622	18-13-1	10-5	2-0
26	30-16-1	.649	25-8-1	3-7	2-1
27	29-10	.744	22-5	6-4	1-1
28	28-23-2	.547	23-9-2	4-13	1-1
29	30-18	.625	25-10	4-7	1-1
30	30-17	.638	23-9	7-8	
31	36-13	.735	22-4	11-9	3-0
Totals	750-344-10	.684	525-137-6	195-186-4	30-21



April					
Day	W-L	Win %	Home	Away	Neutral
1	33-18	.647	20-10	13-8	
2	31-20	.608	22-8	8-11	1-1
3	38-18-2	.672	25-7-1	11-11-1	2-0
4	39-18	.684	25-8	13-8	1-2
5	36-22	.621	26-11	9-11	1-0
6	33-20-1	.620	21-10	12-8-1	0-2
7	38-19-1	.664	22-7-1	14-12	2-0
8	42-15	.737	28-5	13-10	1-0
9	35-19	.648	26-7	9-12	
10	28-26	.519	18-11	10-13	0-2
11	40-15	.727	25-7	15-7	0-1
12	32-34	.485	16-15	15-18	1-1
13	32-23	.582	16-9	16-14	
14	40-18-1	.686	13-8-1	27-10	
15	45-22-1	.669	27-5	18-16-1	0-1
16	40-24-1	.623	24-7	16-17-1	
17	35-17	.673	27-6	7-11	1-0
18	31-21-2	.593	18-8	12-10-2	1-3
19	35-17	.673	20-6	14-11	1-0
20	34-19-1	.639	15-7	14-11-1	5-1
21	35-20-1	.634	20-9	11-9-1	4-2
22	33-22	.600	14-4	16-15	3-3
23	30-20	.600	18-9	11-9	1-2
24	33-20-2	.618	19-7-1	8-10-1	6-3
25	35-20-1	.634	22-10	11-10	2-0-1
26	45-18	.714	23-11	18-5	4-2
27	31-21	.596	18-6	10-12	3-3
28	17-21	.447	9-6	7-14	1-1
29	17-16	.515	9-5	7-10	1-1
30	24-15-1	.613	13-9-1	11-4	0-2
Totals	1017-598-15	.629	599-238-5	376-327-9	42-33-1

May					
Day	W-L	Win %	Home	Away	Neutral
1	19-19	.500	7-9	11-8	1-2
2	22-13	.629	9-5	13-7	0-1
3	23-15	.605	7-9	16-5	0-1
4	25-15	.625	15-4	7-10	3-1
5	24-19-1	.557	15-7	8-12-1	1-0
6	25-25	.500	10-11	13-14	2-0
7	34-15	.694	18-5	13-10	3-0
8	32-28-1	.533	13-6-1	16-21	3-1
9	40-21	.656	18-7	18-13	4-1
10	26-17	.605	9-5	15-11	2-1
11	37-17-1	.682	15-7	14-10-1	8-0
12	26-18-1	.589	11-5-1	10-10	5-3
13	35-15	.700	17-3	10-10	8-2

14	22-23	.489	6-5	8-15	8-3
15	24-10	.706	4-1	15-6	5-3
16	19-16	.543	3-2	9-8	7-6
17	16-9	.640	3-1	7-4	6-4
18	16-7	.696	6-1	1-2	9-4
19	11-10	.524	3-2	3-3	5-5
20	12-8-1	.595	4-0	2-3	6-5-1
21	11-8	.579	3-0	3-4	5-4
22	13-10	.565	2-3	5-1	6-6
23	7-9	.438	2-2	0-2	5-5
24	8-5	.615	3-0	0-2	5-3
25	11-4	.733	4-0	2-0	5-4
26	12-4	.750	5-0	1-0	6-4
27	7-5	.583	3-1		4-4
28	8-7	.533	3-1	0-1	5-5
29	5-1	.833	1-0	1-0	3-1
30	2-3	.400	0-1		2-2
31	4-4	.500	3-0	0-1	1-3
Totals	576-380-5	.602	222-103-2	221-193-2	133-84-1

June					
Day	W-L	Win %	Home	Away	Neutral
1	3-3	.500	2-0	0-1	1-2
2	4-2	.667	3-0	0-1	1-1
3	7-2	.778	4-0	1-0	2-2
4	8-1	.889	3-0	1-1	4-0
5	6-6	.500	1-1	2-1	3-4
6	2-5	.286	0-1	1-4	1-0
7	3-2	.600	0-1	1-1	2-0
8	1-2	.333	1-0	0-1	0-1
9	5-2	.714	2-0	0-1	3-1
10	1-1	.500	1-0		0-1
11	3-1	.750		1-0	2-1
12	1-2	.333	0-1	0-1	1-0
13	2-3	.400	1-0	0-1	1-2
14	5-4	.556	1-0		4-4
15	0-2	.000			0-2
16	2-1	.667			2-1
17					
18	0-1	.000			0-1
19	0-1	.000			0-1
20	0-2	.000		0-1	0-1
21	1-1	.500			1-1
22	1-0	1.000			1-0
23					
24					
25	0-1	.000			0-1
26	0-1	.000			0-1
Totals	55-46	.545	19-4	7-14	29-28

Note: **Bold** denotes 2012 game date.

TOP WINNING % DATES

Rk	Date	W-L	Win %
1.	February 25	20-1	.952
2.	February 18	9-1	.900
3.	March 7	27-4	.871
4.	March 14	25-4	.862
5.	March 10	27-5	.844
6.	February 22	10-2	.833
7.	February 20	9-2	.818
8.	March 12	23-6	.793
9.	February 24	15-4	.789
10.	March 3	21-6	.778
	March 5	21-6	.778
	March 6	21-6	.778
	March 9	21-6	.778
	March 13	21-6	.778
15.	February 27	13-4	.765
16.	March 18	28-9	.757
17.	May 26	12-4	.750

Note: Minimum 10 games; **bold** denotes 2012 game date.

GAME RESULTS VS. 2012 OPPONENTS

Alabama-Birmingham

Overall:0-0

Boston College

Overall:.....	12-6			
at Clemson:.....	5-4			
at Doug Kingsmore Stadium:.....	5-4			
at Boston College:.....	7-2			
ACC Regular-Season Games:.....	12-6			
One-Run Games:.....	3-2			
Under Jack Leggett :.....	12-6			
Longest CU Win Streak:.....	4 ⁽²⁰¹⁰⁻¹¹⁾			
Longest BOC Win Streak:.....	2 ⁽²⁰⁰⁸⁾			
Biggest CU Win:.....	16-2 ⁽²⁰⁰⁸⁾			
Biggest BOC Win:.....	13-1 ⁽²⁰⁰⁹⁾			
Date	Site	W-L	CU	Opp
4-21-2006	* A	W	6	3
4-22-2006 ⁽¹⁾	* A	L	2	3
4-22-2006 ⁽²⁾	* A	W	4	1
5-5-2007	* H	W	4	3
5-6-2007⁽¹⁾	* H	L	6	8
5-6-2007⁽²⁾	* H	W	7	6
3-14-2008	* H	L	4	6
3-15-2008	* H	L	6	7
3-16-2008	* H	W	16	2
3-27-2009	* A	L	1	13
3-28-2009 ⁽¹⁾	* A	W	7	6
3-28-2009 ⁽²⁾	* A	W	5	3
4-2-2010	* H	W	15	2
4-3-2010	* H	L	5	11
4-4-2010	* H	W	14	9
4-15-2011	* A	W	9	2
4-16-2011 ⁽¹⁾	* A	W	7	5
4-16-2011 ⁽²⁾	* A	W	9	2

* - ACC regular-season game

Charleston Southern

Overall:.....	15-0			
at Clemson:.....	12-0			
at Doug Kingsmore Stadium:.....	12-0			
at Charleston Southern:.....	3-0			
NCAA Tournament Games:.....	1-0			
One-Run Games:.....	3-0			
Under Jack Leggett :.....	9-0			
Longest CU Win Streak:.....	15 ⁽¹⁹⁷⁶⁻¹¹⁾			
Biggest CU Win:.....	19-1 ⁽²⁰¹¹⁾			
Date	Site	W-L	CU	Opp
3-5-1976	H	W	6	2
3-14-1977	A	W	8	0
3-15-1977	A	W	3	1
4-6-1978⁽¹⁾	H	W ⁽⁷⁾	3	2
4-6-1978⁽²⁾	H	W ⁽⁷⁾	10	3
3-22-1979	A	W	17	10
4-18-1994	H	W	16	6
4-24-1996	H	W	12	5
5-23-1996	\$ H	W	9	1
2-18-1997	H	W	7	2
5-7-1997	H	W	9	8
4-8-1998	H	W	13	3
2-26-2003	H	W ⁽⁸⁾	5	0
5-5-2004	H	W	3	2
2-26-2011	H	W	19	1
\$ - NCAA Regional				

\$ - NCAA Regional

College of Charleston

Overall:.....	21-0			
at Clemson:.....	14-0			
at Doug Kingsmore Stadium:.....	10-0			
at College of Charleston:.....	7-0			
NCAA Tournament Games:.....	1-0			
One-Run Games:.....	3-0			
Under Jack Leggett :.....	15-0			
Longest CU Win Streak:.....	21 (1899-2009)			
Biggest CU Win:.....	12-0 ⁽¹⁹⁰⁰⁾ , 19-7 ⁽²⁰⁰⁷⁾			
Date	Site	W-L	CU	Op
5-11-1899	A	W	11	3
5-20-1899	H	W	11	3
5-7-1900	H	W	12	0
4-3-1911	H	W	6	3
4-28-1911	A	W	6	1
4-3-1912	H	W	6	0
3-7-2001	H	W	5	3
3-1-2002	A	W	14	6
3-6-2002	H	W	12	1
3-5-2003	H	W	6	2
3-18-2003	A	W	7	6
3-5-2004	A	W	15	4
5-12-2004	H	W	19	8
5-17-2005	H	W	8	5

6-4-2005	\$	H	W	6	0
3-3-2006		A	W	6	0
5-16-2006		H	W	1	0
5-15-2007		H	W	19	7
2-29-2008		A	W	7	6
5-13-2008		H	W	12	6
5-12-2009		H	W	5	2

\$ - NCAA Regional

Coastal Carolina

Overall:	40-7
at Clemson:	30-5
at Doug Kingsmore Stadium:	30-5
at Coastal Carolina:	10-2
NCAA Tournament Games:	3-0
One-Run Games:	8-2
Extra-Inning Games:	3-1
Under Jack Leggett :	27-5
Longest CU Win Streak:	20 ⁽¹⁹⁹⁰⁻⁹⁹⁾
Longest CCU Win Streak:	1 ^(7 times)
Biggest CU Win:	19-1 ⁽²⁰⁰²⁾
Biggest CCU Win:	11-2 ⁽¹⁹⁹⁰⁾

Date	Site	W-L	CU	Op
2-15-1986	A	W	12	5
2-16-1986	A	L	3	9
3-27-1988	H	W	8	4
3-28-1988	H	W	7	3
2-18-1989	A	W	22	5
2-19-1989	A	W	6	5
3-27-1990 ⁽¹⁾	H	L ⁽⁷⁾	2	11
3-27-1990 ⁽²⁾	H	W ⁽⁷⁾	1	0
3-19-1991	A	W	23	7
3-20-1991	A	W	10	3
3-21-1991	A	W	11	7
3-9-1992	H	W	2	1
3-10-1992	H	W	12	2
3-9-1993	H	W ⁽¹¹⁾	6	5
3-10-1993	H	W	8	3
5-10-1994	A	W	9	7
5-11-1994	A	W	8	0
4-18-1995	H	W	5	1
4-19-1995	H	W	7	2
3-1-1996	H	W	11	3
3-2-1996	H	W	8	7
3-3-1996	H	W	13	4
3-7-1997	H	W	17	2
3-8-1997	H	W	22	11
3-9-1997	H	W	13	3
3-10-1998	H	W	17	3
3-10-1999	H	W	14	6
5-8-1999	H	L	2	4
3-1-2000	H	W	4	3
4-10-2001	H	L	5	10
4-11-2001	H	W ⁽¹¹⁾	8	7
3-26-2002	H	W	19	1
3-27-2002	H	W	6	2
4-15-2003	H	L	1	5
4-16-2003	H	W	7	3
3-16-2004	H	W	9	4
2-19-2005	A1	L	2	3
3-29-2005	H	W	14	5

3-30-2005		H	W	8	1
3-7-2007		H	W	4	0
6-3-2007	\$	A1	W	11	8
6-4-2007	\$	A1	W	15	3
3-18-2008		H	W	9	6
4-21-2009		H	W	5	3
3-31-2010		H	L ⁽¹¹⁾	3	4
4-5-2011		H	W ⁽¹⁰⁾	5	4
6-4-2011	\$	H	W	12	7

\$ - NCAA Regional; A1 - Myrtle Beach, SC

Duke

Overall:	121-65-2
at Clemson:	64-24-1
at Doug Kingsmore Stadium:	45-6
at Duke:	47-28-1
at Neutral:	10-13
ACC Regular-Season Games:	95-34-2
ACC Tournament Games:	8-4
One-Run Games:	16-22
Extra-Inning Games:	4-3-1
Under Jack Leggett :	41-15-1
Longest CU Win Streak:	14 ⁽¹⁹⁸⁵⁻⁹⁰⁾
Longest DUK Win Streak:	5 ⁽¹⁹⁰⁸⁻⁰⁹⁾
Biggest CU Win:	25-6 ⁽¹⁹⁷⁸⁾
Biggest DUK Win:	14-3 ^(1910,42) , 11-0 ⁽¹⁹⁵⁴⁾

Date	Site	W-L	CU	Op
5-7-1904	N1	W	15	8
4-12-1905	H	W ⁽¹¹⁾	4	3
4-12-1906	H	W	13	4
5-4-1906	N2	L	0	7
5-3-1907	N2	L	4	5
5-4-1907	N2	W	3	0
5-1-1908	N2	L	3	5
5-2-1908	N3	L	0	1
5-21-1909	H	L	7	8
4-24-1909 ⁽¹⁾	N4	L	1	4
4-24-1909 ⁽²⁾	N4	L	0	1
4-8-1910	H	W	2	1
4-9-1910	H	L	3	14
4-27-1911 ⁽¹⁾	N5	L	0	7
4-27-1911 ⁽²⁾	N5	L	5	9
4-27-1916	A	W	16	6
4-28-1916	A	L	4	5
5-8-1916	H	W	3	0
5-9-1916	H	W	13	3
4-14-1919	H	L	2	8
4-15-1919	H	L ⁽¹²⁾	1	3
4-12-1923	H	L	0	9
5-7-1926	H	W	10	3
3-30-1934	H	L	6	7
3-31-1934	H	W	10	5
4-2-1935 ⁽¹⁾	A	L	8	12
4-2-1935 ⁽²⁾	A	W ⁽⁷⁾	3	0
3-25-1942	H	L	3	5
3-26-1942	H	L	3	14
3-28-1947	H	W	10	9
3-29-1947	H	L	11	13
3-24-1948	H	L	3	5
3-25-1948	H	L	2	3
3-30-1949	H	W	13	3

3-31-1949		H	L	16	18
3-29-1950		H	L	8	9
3-30-1950		H	W	17	6
4-26-1951		A	W	4	3
5-19-1951		N6	L	0	5
3-28-1952		H	L	8	14
3-29-1952		H	W	10	9
4-14-1952		A	L	2	6
3-26-1953		H	L	4	5
4-23-1954		* A	W	5	4
4-24-1954		* A	L	0	11
3-29-1955		* N1	W	5	3
4-22-1955		* A	L	3	10
3-26-1956		* H	T	11	11
4-20-1956 ⁽¹⁾		* A	L ⁽⁷⁾	0	6
4-20-1956 ⁽²⁾		* A	L ⁽⁷⁾	3	8
4-9-1957		* H	L	2	6
4-19-1957		* A	L	2	6
5-1-1958		* A	W	8	1
5-12-1958		* A	L	1	7
4-30-1959		* A	W	12	7
5-1-1959		* A	W	10	0
5-3-1960		* H	W	6	1
5-4-1960		* H	W	4	2
4-7-1961		* H	L	5	8
5-6-1961		* A	L	1	3
4-10-1962		* H	L	3	4
5-5-1962		* A	L	3	7
4-27-1963		* A	W	5	1
5-3-1963		* H	W	5	4
4-24-1964		* A	W	5	3
4-23-1965		* H	W	10	2
5-7-1965		* A	W	8	0
4-2-1966		* H	W	11	0
4-15-1967		* A	L	3	10
5-5-1967		* H	W	4	0
5-11-1968 ⁽¹⁾		* A	W ⁽⁷⁾	5	3
5-11-1968 ⁽²⁾		* A	L ⁽⁷⁾	0	7
4-7-1969		* A	L	6	13
5-10-1969 ⁽¹⁾		* H	W ⁽⁷⁾	8	5
5-10-1969 ⁽²⁾		* H	W ⁽⁷⁾	7	2
4-5-1970		* H	W	3	1
5-16-1970 ⁽¹⁾		* A	L ⁽⁷⁾	1	2
5-16-1970 ⁽²⁾		* A	L ⁽⁷⁾	1	2
4-4-1971		* H	W	5	4
5-12-1971		* A	W	5	2
4-17-1973 ⁽¹⁾		* A	W ⁽⁷⁾	9	7
4-17-1973 ⁽²⁾		* A	W ⁽⁷⁾	4	3
3-31-1974		* H	W	18	1
4-12-1974 ⁽¹⁾		* H	W	14	3
4-12-1974 ⁽²⁾		* H	W	8	1
4-8-1976		* A	W	20	7
4-9-1976		* A	L	1	10
3-5-1977		* H	W	6	0
3-20-1978		* A	W	25	6
3-21-1978		* A	W ⁽⁸⁾	15	10
4-23-1978		+ H	W	13	0
3-14-1979		* H	W	13	1
3-15-1979		* H	W	6	4
3-12-1981		* H	W	7	4
3-13-1981		* H	W	8	7

4-23-1981		+ N7	L	0	1
4-25-1981		+ N7	W	9	2
3-19-1982		* A	W	5	3
4-21-1982		+ N7	W	10	9
3-6-1983		* H	W	9	2
3-7-1983		* H	W	4	3
4-24-1983		+ N7	W	14	7
3-3-1984		* A	W	11	4
3-4-1984		* A	W	7	1
4-18-1984		+ N8	L	5	8
3-5-1985		* H	W	5	0
3-6-1985		* H	W	11	2
4-5-1986		* A	W	6	1
4-6-1986		* A	W	15	1
4-12-1987		* A	W	6	3

GAME RESULTS VS. 2012 OPPONENTS

4-11-2010	*	A	L	2	7
3-18-2011	*	H	W	9	6
3-19-2011	*	H	W	16	7
3-20-2011	*	H	W	9	3

* - ACC regular-season game; % - not counted in ACC standings; + - ACC Tournament; N1 - Anderson, SC; N2 - Charlotte, NC; N3 - Winston-Salem, NC; N4 - Chester, SC; N5 - Sumter, SC; N6 - Greensboro, NC; N7 - Chapel Hill, NC; N8 - Durham, NC; N9 - Greenville, SC; N10 - Salem, VA

Elon

Overall:12-7
at Clemson:12-7
at Doug Kingsmore Stadium:12-6
NCAA Tournament Games:1-0
One-Run Games:3-2
Extra-Inning Games:0-1
Under **Jack Leggett**:12-6
Longest CU Win Streak:4^(2005-06,08-09)
Longest ELO Win Streak:2^(2002-03,10)
Biggest CU Win:17-5⁽²⁰⁰⁰⁾
Biggest ELO Win:11-2⁽²⁰⁰³⁾

Date	Site	W-L	CU	Op
4-29-1920	H	L	3	6
4-18-2000	H	W	17	5
5-9-2002	H	L	6	8
5-7-2003	H	L	2	11
3-23-2004	H	W	10	6
3-24-2004	H	L	1	7
4-26-2005	H	W	9	6
3-21-2006	H	W	5	3
3-22-2006	H	W	7	4
6-3-2006	\$ H	W	13	3
4-24-2007	H	L	12	13
3-25-2008	H	W	5	4
3-26-2008	H	W	2	1
3-24-2009 ⁽¹⁾	H	W	5	3
3-24-2009 ⁽²⁾	H	W	8	7
3-23-2010	H	L	10	15
3-24-2010	H	L ⁽¹⁰⁾	3	4
3-22-2011	H	W	7	2
3-23-2011	H	W	9	2

\$ - NCAA Regional

Florida State

Overall:55-65-1
at Clemson:28-18
at Doug Kingsmore Stadium:26-14
at Florida State:15-35-1
at Neutral:12-12
ACC Regular-Season Games:31-29
ACC Tournament Games:8-11
NCAA Tournament Games:4-2
Extra-Inning Games:15-13
Extra-Inning Games:3-4-1
Under **Jack Leggett**:31-38
Longest CU Win Streak:6⁽¹⁹⁹²⁻⁹³⁾
Longest FSU Win Streak:9⁽²⁰⁰¹⁻⁰²⁾
Biggest CU Win:24-2⁽¹⁹⁵⁹⁾
Biggest FSU Win:20-3⁽¹⁹⁷²⁾

Date	Site	W-L	CU	Op
6-7-1958	\$ N1	W ⁽¹⁰⁾	8	5
6-5-1959	\$ N1	W	24	2
6-6-1959	\$ N1	W	5	0
3-30-1962	A	L	8	14
4-19-1962	H	W	14	11
3-21-1963	A	L	7	10
3-22-1963	A	W	12	7
3-23-1963	A	L	3	12
3-19-1964	A	L	5	8
3-20-1964	A	W	8	5
3-21-1964	A	L	6	12
4-26-1965	H	W	9	8
4-27-1965 ⁽¹⁾	H	L	11	13
4-27-1965 ⁽²⁾	H	L ⁽⁵⁾	3	16
5-23-1966	A	L	5	11
5-24-1966	A	L	3	4
5-25-1966	A	W	4	3
6-2-1967	\$ N1	L	3	5
6-3-1967	\$ N1	W	6	4
4-19-1969 ⁽¹⁾	H	L	2	6
4-19-1969 ⁽²⁾	H	L	1	3
4-17-1971 ⁽¹⁾	H	W ⁽⁷⁾	11	0
4-17-1971 ⁽²⁾	H	W	12	7
4-18-1971	H	W	3	2
3-10-1972	A	L	7	11

3-11-1972	A	L	3	6
3-12-1972	A	L	3	20
4-26-1973⁽¹⁾	H	W ⁽⁷⁾	2	1
4-26-1973⁽²⁾	H	L ⁽⁷⁾	1	2
4-27-1973	H	L	1	9
3-8-1974	A	L	3	6
3-9-1974	A	W	7	5
3-10-1974	A	L	3	5
2-28-1981	A	L	8	9
3-1-1981	A	L	7	11
4-1-1982	H	L	1	8
4-2-1982	H	L ⁽⁷⁾	6	7
3-1-1983	A	L ⁽¹⁴⁾	4	5
3-2-1983	A	T ⁽¹⁰⁾	3	3
3-29-1984	H	W	13	0
3-30-1984	H	W	13	3

5-28-1989	\$	A	L	1	8
3-27-1992	*	H	W	10	4
3-28-1992	*	H	W	12	0
3-29-1992	*	H	W	14	0
5-11-1992	+	N2	W	5	2
5-13-1992	+	N2	W	11	0
5-7-1993	*	A	W	7	6
5-8-1993	*	A	L ⁽¹⁰⁾	3	4
5-9-1993	*	A	W	5	1
5-16-1993	+	N2	W	6	1
5-18-1993	+	N2	L	5	7
5-7-1994	*	H	W	5	2
5-8-1994	*	H	W	9	5
5-9-1994	*	H	L	3	8

5-21-1994	+	N2	L	4	10
5-22-1994	+	N2	W	4	1
4-21-1995	*	A	L	2	5
4-22-1995	*	A	L	2	7
4-23-1995	*	A	L	8	9
5-19-1995	+	N2	W	11	0
5-20-1995	+	N2	L	2	12
5-21-1995	+	N2	L	2	8
5-4-1996	*	H	W	3	0
5-5-1996	*	H	W	2	1
5-6-1996	*	H	W	2	0
5-18-1996	+	N3	L	1	2
4-4-1997	*	A	W	10	7
4-5-1997	*	A	L	5	20
4-6-1997	*	A	L ⁽¹²⁾	10	11
5-16-1997	+	N4	L	4	8
5-17-1997	+	N4	L	0	10
4-24-1998	*	H	W	2	1
4-25-1998	*	H	W	5	4
4-26-1998	*	H	L	2	7

4-9-1999	*	A	L	0	8
4-10-1999	*	A	W	8	4
4-11-1999	*	A	L	3	5
5-22-1999	+	N3	W	8	7
5-6-2000	*	H	W	8	7
5-7-2000	*	H	W	5	4
5-8-2000	*	H	W	7	4
5-18-2000	+	N5	W	8	4
4-6-2001	*	A	L	4	7
4-7-2001	*	A	L	6	7
4-8-2001	*	A	L	1	6
5-18-2001	+	N5	L	4	5
5-17-2002	*	H	L	3	9
5-18-2002	*	H	L	3	12
5-19-2002	*	H	L	3	9
5-23-2002	+	N4	L	4	9
5-25-2002	+	N4	L	1	4
4-11-2003	*	A	W	8	4
4-12-2003	*	A	L	2	7
4-13-2003	*	A	L	1	8
5-1-2004	*	H	L	6	11
5-2-2004	*	H	L	1	10
5-3-2004	*	H	W	18	9

4-2-2005	*	A	L	1	3
4-3-2005 ⁽¹⁾	*	A	L	4	5
4-3-2005 ⁽²⁾	*	A	W	7	3
5-12-2006	*	H	W	9	1
5-13-2006	*	H	W ⁽¹⁰⁾	4	3
5-14-2006	*	H	W	11	2
5-11-2007	*	A	L	1	11
5-12-2007	*	A	W	7	6
5-13-2007	*	A	W	11	6
5-26-2007	+	N6	W	5	1
5-3-2008	*	H	L ⁽¹⁰⁾	8	9
5-4-2008	*	H	L	4	13
5-5-2008	*	H	L	2	4
3-20-2009	*	A	L	2	5
3-21-2009	*	A	W ⁽¹¹⁾	8	7
3-22-2009	*	A	L	4	7

5-20-2010	*	H	W	9	8
5-21-2010	*	H	W	8	4
5-22-2010	*	H	W	8	3
5-19-2011	*	A	L	6	8
5-20-2011	*	A	W	7	4
5-21-2011	*	A	W	8	5
5-26-2011	+	N3	L	3	6

\$ - NCAA District III Playoffs, Regionals;
* - ACC regular-season game; + - ACC Tournament; N1 - Gastonia, NC; N2 - Greenville, SC; N3 - Durham, NC; N4 - Saint Petersburg, FL; N5 - Fort Mill, SC; N6 - Jacksonville, FL

Furman

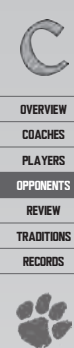
Overall:138-57-4
at Clemson:76-26-1
at Doug Kingsmore Stadium:27-5
at Furman:50-28-2
at Neutral:12-3-1
NCAA Tournament Games:2-0
One-Run Games:23-22
Extra-Inning Games:9-6-3
Under **Jack Leggett**:19-5
Longest CU Win Streak:29⁽¹⁹⁸⁵⁻⁰²⁾
Longest FUR Win Streak:7⁽¹⁹²⁴⁻²⁶⁾
Biggest CU Win:21-1⁽¹⁹⁹¹⁾
Biggest FUR Win:10-2⁽¹⁹⁰⁷⁾

Date	Site	W-L	CU	Op
4-24-1896	H	L	13	20
5-9-1896	A	L	11	14
4-16-1898	A	L	2	5
4-23-1898	H	W	14	3
5-14-1898	H	L	14	15
4-14-1900	A	W	5	1
5-9-1902	A	W	11	3
4-9-1904	H	L	1	2
5-5-1905	A	L	1	8
5-10-1905	H	L	1	2
5-19-1905	A	L	6	8
4-7-1906	H	L	6	7
4-27-1906	N1	W	11	5
5-5-1906	A	L	3	4
4-26-1907	N1	L	2	10
5-11-1907	A	W	11	8
4-11-1908	H	W	11	1
4-24-1908	N1	W	8	2
4-10-1909	A	W	7	6
4-30-1909	N1	L	5	6
4-22-1910	H	W	5	0
4-23-1910	H	W ⁽¹¹⁾	3	2

4-7-1911	A	W	4	0
5-1-1911	A	W	6	4
4-19-1912	H	W	8	3
4-8-1913	A	W	9	3
4-26-1913	H	W	4	0
4-18-1914	H	W	5	1
4-21-1914	A	L	9	10
5-9-1914	A	W	5	1
3-26-1915	N2	W	3	2
4-3-1915	H	W	10	2
5-15-1915	A	W	10	1
5-17-1915	N1	W	8	2
5-18-1915	N1	W	5	3
4-19-1916	A	L	3	4
4-25-1916	N2	T ⁽¹⁷⁾	0	0
4-10-1917	H	W	15	1
4-20-1918	A	W	8	3
5-9-1918	H	W ⁽⁸⁾	7	0
3-25-1919	H	L	0	2
4-10-1920	A	L ⁽¹²⁾	4	5
4-13-1921	H	L	1	4
4-20-1921	A	L	1	2
4-15-1922	A	L	1	8
5-11-1922	H	L	0	4
3-30-1923	H	W	8	0
3-31-1923	A	W	3	0
4-14-1923	A	W	6	1
4-30-1923	H	T ⁽¹³⁾	3	3

4-15-1924	A	L	1	4
4-22-1924	N2	L	4	11
5-3-1924	H	L	3	7
4-11-1925	H	L	3	7
4-22-1925	A	L	4	7
3-25-1926	H	L	5	9
3-27-1926	A	L	1	2
4-27-1927	H	W	6	5
5-12-1927	A	L ⁽¹⁰⁾	1	2
4-30-1928	A	W ⁽¹⁰⁾	8	6

5-9-1928	H	W	7	2
4-20-1929	A	W	10	3
4-27-1929	H	W	6	1
4-15-1930	A	W	4	3
4-22-1930	H	W	7	6
4-13-1933	A	L	4	6
4-14-1933	H	W	4	1
5-1-1933	A	W	9	8
5-2-1933	H	L ⁽⁷⁾	1	4
4-5-1934	H	L	7	8
4-21-1934	A	L	7	8
4-24-1935	A	T ⁽¹⁰⁾	4	4
5-7-1935 ⁽¹⁾	H	W	3	2
5-7-1935 ⁽²⁾	H	W ⁽⁷⁾	1	0
4-16-1937	H	L	2	5



GAME RESULTS VS. 2012 OPPONENTS

3-29-1912	A	L	0	8
3-30-1912	A	L	1	5
4-4-1913	H	W	10	8
4-5-1913	H	L	4	10
3-27-1914	A	W	6	3
3-28-1914	A	L ⁽¹¹⁾	6	7
4-30-1915	H	L	3	6
5-1-1915	H	L	3	9
4-21-1916	A	L	1	4
4-22-1916	A	L ⁽¹¹⁾	4	6
4-20-1917	N1	W	2	1
4-21-1917	N1	L	2	3
5-9-1917	A	L	2	8
4-23-1918	H	W	6	5
4-24-1918	H	L	0	2
4-7-1919	A	L	0	1
4-10-1919	A	L	0	9
4-23-1919	H	L	6	7
4-24-1919	H	T ⁽¹¹⁾	2	2
4-2-1920	H	L	2	6
4-3-1920	H	L	0	3
5-14-1920	A	L	1	5
5-15-1920	A	L	0	8
3-25-1921	H	L ⁽¹⁰⁾	1	2
3-26-1921	H	L	2	10
4-6-1922	A	L	1	2
4-7-1922	A	L	1	2
4-6-1923	H	L	2	6
4-7-1923	H	W	2	1
3-28-1924	H	L	5	19
3-29-1924	H	L	4	11
3-30-1925	A	L	1	7
3-31-1925	A	L	0	6
3-28-1927	H	L	7	10
3-29-1927	H	L	8	10
4-22-1927	A	L	4	8
4-23-1927	A	L	0	9
3-22-1929	A	L	3	5
3-23-1929	A	L	2	4
4-5-1929	H	L	3	4
4-6-1929	H	W	9	7
3-24-1932	H	L	3	4
3-25-1932	H	L	8	11
3-24-1933	H	L	11	14
5-7-1934	N2	W	5	2
5-8-1934	N2	L	3	4
4-12-1935	A	L	0	2
4-13-1935	A	W	4	3
4-19-1935	H	W	7	2
4-20-1935	H	W	6	4
4-3-1936	H	L ⁽⁷⁾	0	6
4-4-1936	H	L	3	8
5-8-1936	A	L	2	6
5-9-1936	A	W	5	4
4-2-1937	H	L	1	13
4-3-1937	H	W	3	2
5-3-1937	A	W	11	9
5-4-1937	A	W	6	1
4-8-1938	A	L	11	14
4-19-1938	H	L	5	7
4-3-1939	A	L	0	6
4-4-1939	A	L	4	27
4-10-1939	H	L	7	11
4-8-1941	H	L	7	12
4-15-1941	A	L	2	3
5-6-1941	N3	W	8	6
4-7-1942	A	L	6	13
4-14-1942	H	W ⁽¹²⁾	9	8
4-20-1943	A	W	8	1
5-1-1943	H	W	20	8
4-5-1946	H	W	23	0
4-6-1946	H	L	9	16
4-12-1946	N4	L ⁽¹¹⁾	8	9
4-13-1946	A	W	10	6
4-17-1947	H	W	7	2
4-21-1947	A	L	7	8
4-12-1948	A	L	2	5
4-4-1949	H	L	6	12
4-12-1950	A	L	5	8
4-17-1950	H	W	7	3
3-30-1959	A	W	8	2
4-28-1959	H	W	2	1
4-2-1960	H	W	11	10
4-25-1960	A	L	1	4
4-4-1961	A	W	5	3
3-20-1962	A	L	2	10
4-3-1962	H	W	6	3
4-8-1963	H	L	6	11
4-10-1963	A	L	2	5

4-9-1964	A	W	11	9
4-11-1964	H	L	8	10
3-20-1965	A	L	0	2
4-12-1965	H	L	4	8
4-19-1966	A	W	17	9
5-12-1966	H	T ⁽⁸⁾	3	3
4-10-1967	H	L	1	4
5-3-1967	A	W	2	1
4-2-1968	H	W ⁽¹¹⁾	3	2
5-6-1968	A	W ⁽¹⁰⁾	3	2
3-30-1969	H	W	10	1
4-9-1969	A	W	16	11
4-15-1970	H	W	4	1
5-6-1970	A	L ⁽¹²⁾	10	1
4-7-1971	A	W	8	4
4-14-1971	H	W	10	3
4-12-1972	A	W	12	4
4-18-1972	A	W	12	3
5-2-1972	H	W	4	0
4-5-1973	H	W	12	3
4-11-1973	A	W	6	5
4-23-1973	H	L	5	7
4-2-1974	H	W	3	0
4-10-1974	A	L	4	5
4-16-1974	H	W	6	3
3-23-1975	A	W	11	1
4-15-1975	H	W	10	1
3-8-1976	A	L	3	4
4-6-1976	H	W	5	2
4-14-1976	A	W	10	3
3-3-1977	A	W	2	1
4-6-1977	H	W	2	0
4-5-1978 ⁽¹⁾	A	W ⁽⁷⁾	11	6
4-5-1978 ⁽²⁾	A	L ⁽⁷⁾	5	6
2-28-1979	H	W	12	2
4-16-1979	A	L	14	15
2-27-1980	H	W	22	7
3-1-1980	A	W	8	5
3-5-1981	A	W	19	16
3-31-1981	H	L	2	3
4-8-1981	A	L	20	22
3-2-1982	H	L	3	7
4-6-1982	A	L	10	11
4-13-1982	H	L	5	8
4-6-1983	A	W	13	7
4-12-1983	A	L	5	11
4-27-1983	H	W	6	3
3-11-1984	H	L	6	9
4-24-1984	A	L	11	14
4-25-1984	H	W	5	2
3-26-1985	A	L	11	14
4-24-1985	A	L	4	11
4-30-1985	H	L	3	4
4-2-1986	H	W	5	4
4-9-1986	A	L	6	13
4-10-1986	H	W	18	2
4-1-1987	H	W	3	2
4-2-1987	A	L	7	11
2-25-1988	H	W	13	12
3-22-1988	A	L	7	8
4-18-1989	A	L	5	6
4-25-1989	H	W ⁽¹²⁾	3	2
3-28-1990	A	L	8	9
4-9-1991	H	W	4	3
4-10-1991	A	W	9	1
4-24-1991	H	W	11	8
3-31-1992	A	W	8	4
4-1-1992	H	L	2	3
4-22-1992	A	W	9	1
3-31-1993	A	W	6	2
4-14-1993	H	W	8	6
5-11-1993	H	L	2	4
3-9-1994	A	W	9	2
4-5-1994	H	W	6	3
4-19-1994	A	W	10	6
4-5-1995	A	L	7	8
4-11-1995	H	W	5	4
4-2-1996	H	W	5	4
4-16-1996	A	L	2	6
4-1-1997	A	L	2	3
3-31-1998	H	W ⁽¹⁰⁾	5	4
4-22-1998	A	W	9	2
3-23-1999	H	W	17	5
3-30-1999	A	W	7	6
3-29-2000	A	L	6	10
4-11-2000	H	W	9	7
3-28-2001	A	L	4	8
4-17-2001	H	W	10	4
4-9-2002	A	L	4	5

4-10-2002		H	W	6	5
3-26-2003		H	W	7	3
4-22-2003		A	L	3	9
3-30-2004		A	W	6	2
3-31-2004		H	W	19	4
6-5-2004	\$	A	L	3	6
6-6-2004 ⁽¹⁾	\$	A	W	10	9
6-6-2004 ⁽²⁾	\$	A	L ⁽¹⁰⁾	6	7
4-5-2005		A	L	10	11
4-6-2005		H	L	1	4
3-28-2006		A	L ⁽¹⁰⁾	11	12
3-29-2006		H	W	10	7
4-3-2007		A	W	4	2
4-4-2007		H	W	11	10
4-1-2008		A	L	3	11
4-2-2008		H	L	4	6
3-31-2009		A	L	5	6
4-1-2009		H	L	2	4
4-6-2010		A	W	15	5
4-7-2010		H	W	14	6
3-29-2011		H	W	11	5
4-20-2011		A	W	5	2
\$ - NCAA Regional; N1 - Anderson, SC; N2 - Gainesville, GA; N3 - Elberton, GA; N4 - Tusculum, GA					

\$ - NCAA Regional; N1 - Anderson, SC; N2 - Gainesville, GA; N3 - Elberton, GA; N4 - Thomson, GA

Georgia Tech				
Overall:	103-100-3			
at Clemson:	45-23-1			
at Doug Kingsmore Stadium:	35-16			
at Georgia Tech:	39-70-2			
at Neutral:	19-7			
ACC Regular-Season Games:	46-41			
ACC Tournament Games:	16-9			
NCAA Tournament Games:	3-0			
One-Run Games:	21-20			
Extra-Inning Games:	11-7-1			
Under Jack Leggett:	38-31			
Longest CU Win Streak:	8 ⁽¹⁹⁷⁴⁻⁷⁸⁾			
Longest GAT Win Streak:	16 ⁽¹⁹¹²⁻²⁶⁾			
Biggest CU Win:	24-4 ⁽¹⁹⁹⁹⁾			
Biggest GAT Win:	22-4 ⁽²⁰⁰⁶⁾			

Date	Site	W-L	CU	Op
4-12-1902	A	L	4	12
4-11-1903	A	W	5	1
4-22-1904	A	W	6	1
5-14-1904	H	W	11	1
4-22-1905 ⁽¹⁾	A	L	4	5
4-22-1905 ⁽²⁾	A	W	5	3
3-24-1906	A	L	1	3
4-30-1906	H	L	0	6
4-5-1907	A	L	2	4
4-6-1907	A	T ⁽¹¹⁾	2	2
4-3-1908	A	L	2	4
4-4-1908	A	L ⁽¹¹⁾	4	5
5-13-1910	A	L	0	5
5-14-1910 ⁽¹⁾	A	L ⁽⁷⁾	0	4
5-14-1910 ⁽²⁾	A	L ⁽⁷⁾	3	11
4-12-1912	A	W	6	4
4-13-1912	A	L	2	4
3-28-1913	A	L	0	3
3-29-1913	A	L	1	3
4-25-1917	H	L	2	3
4-26-1917	H	L	1	5
4-5-1919 ⁽¹⁾	A	L	0	5
4-5-1919 ⁽²⁾	A	L ⁽⁷⁾	3	9
4-23-1920	A	L	1	2
4-24-1920	A	L ⁽¹⁰⁾	4	5
4-1-1921	A	L	0	7
4-2-1921	A	L	0	10
3-24-1922	A	L	4	9
3-25-1922	A	L	2	6
3-20-1925	A	L	0	4
3-21-1925	A	L	0	6
3-19-1926	A	L	2	5
3-20-1926	A	W ⁽¹⁰⁾	6	5
3-18-1927	A	L	5	11
3-19-1927	A	L	1	10
3-23-1928	A	L	4	14
3-24-1928	A	L	5	7
4-12-1929	A	L	2	5
4-13-1929	A	W	7	4
3-28-1930	A	L	9	10
3-29-1930	A	L	1	4
4-5-1935	H	W	4	0
4-26-1935	A	W	10	2
4-27-1935 ⁽¹⁾	A	L	0	6
4-27-1935 ⁽²⁾	A	L ⁽⁷⁾	1	2
4-24-1943	A	W	5	4

5-7-1943		H	L	6	14
5-8-1943		H	W ⁽¹⁰⁾	11	10
4-15-1955		A	L	4	6
4-16-1955		A	W	8	4
4-18-1956		H	L	6	21
4-25-1956		A	L	1	2
5-6-1957		A	W	5	0
5-7-1957		H	W ⁽¹⁰⁾	7	6
4-8-1958		A	L	1	8
6-4-1959	\$	N1	W	9	6
3-31-1960		H	W	10	0
5-2-1961		A	W	15	5
4-21-1962 ⁽¹⁾		A	W	9	6
4-21-1962 ⁽²⁾		A	W ⁽⁷⁾	18	4
3-27-1963		A	W	6	4
4-3-1963		H	L	8	10
4-14-1964		H	W	22	4
5-14-1964		A	L	3	4
4-3-1965 ⁽¹⁾		H	W ⁽⁷⁾	4	2
4-3-1965 ⁽²⁾		H	T ⁽⁷⁾	6	6
5-11-1965		A	T	4	4
4-18-1966		H	W	14	9
5-20-1966		A	L	1	4
4-4-1967		H	W	10	1
5-6-1967		A	W	3	0
4-15-1968		H	W	6	3
5-4-1968		A	L	0	7
4-21-1969		H	L	3	4
4-7-1970		H	W	17	6
5-7-1970		A	L	1	7
4-13-1971		A	L	4	8
4-21-1971		H	L	1	4
4-9-1972		H	W ⁽¹¹⁾	1	0
4-3-1974		A	L	7	11
4-9-1974		H	W	12	3
4-17-1974		H	W	10	8
4-8-1975		A	W	10	3
4-22-1975		A	W	18	3
4-5-1976		A	W	12	3
4-12-1976		A	W ⁽¹¹⁾	12	10
4-8-1977		H	W	8	7
4-7-1978		A	W	13	9
4-13-1978		H	L	1	2
4-11-1979		A	W	14	6
4-18-1979		H	W	20	2
4-3-1980		H	W	18	1
4-9-1980	*	A	L	10	12
4-1-1981	*	H	W	6	4
4-7-1981	*	A	W	10	5
4-22-1981	+	N2	W ⁽¹⁰⁾	7	6
3-31-1982	*	H	W	17	4
4-7-1982	*	A	W	10	2
4-22-1982	+	N2	W	16	2
4-7-1983	*	A	L ⁽¹⁰⁾	6	7
4-17-1983	*	H	W	19	6
3-28-1984	*	H	W	5	1
4-11-1984	*	A	W	7	2
4-3-1985	*	H	W	4	2
4-10-1985	*	A	L	8	9
4-19-1985	+	A	L	9	12
4-20-1985	+	A	L	5	7
4-22-1986	*	A	W	6	3
5-7-1986	*	H	L	0	7
5-15-1986	+	N3	L	5	16
4-8-1987	*	A	L	2	4
4-15-1987	*	H	L	6	7
4-22-1987	*	A	L	2	12
5-16-1987	+	N4	L	1	7
4-6-1988	*	H	W	7	3
4-13-1988	*	A	W	4	2
4-21-1988	*	H	W	7	4
4-12-1989	*	A	W	7	5
4-19-1989	*	H	W	16	5
4-26-1989	*	A	L	4	11
5-14-1989	+	N4	W	9	3
4-27-1990	*	A	W	14	12
4-28-1990	*	H	L	3	8
4-29-1990	*	A	W	17	10
4-26-1991	*	H	W ⁽¹⁰⁾	9	8
4-27-1991	*	A	W	8	0
4-28-1991	*	H	L	6	11
5-13-1991	+	N4	W	6	5
4-14-1991	+	N4	W	24	8
4-24-1992	*	A	L	2	6
4-25-1992	*	A	L ⁽¹⁰⁾	6	7
4-26-1992	*	A	W	5	4
5-12-1992	+	N4	W	5	4
4-23-1993	*	H	L	0	11
4-24-1993	*	H	L	5	10

GAME RESULTS VS. 2012 OPPONENTS

Maine

Overall:.....	14-0			
at Clemson:.....	13-0			
at Doug Kingsmore Stadium:.....	13-0			
at Maine:.....	1-0			
NCAA Tournament Games:.....	1-0			
One-Run Games:.....	2-0			
Under Jack Leggett :.....	13-0			
Longest CU Win Streak:.....	14 ⁽¹⁹⁹¹⁻⁰³⁾			
Biggest CU Win:.....	18-2 ⁽¹⁹⁹⁶⁾			
Date	Site	W-L	CU	Op
5-26-1991	\$ A	W	13	5
2-23-1996	H	W	7	3
2-24-1996 ⁽¹⁾	H	W	6	5
2-24-1996 ⁽²⁾	H	W	5	1
2-25-1996	H	W	6	1
3-13-1998	H	W	12	2
3-14-1998 ⁽¹⁾	H	W	18	2
3-14-1998 ⁽²⁾	H	W	19	11
3-21-2002	H	W	8	0
3-22-2002	H	W	13	0
3-23-2002	H	W	8	3
3-20-2003	H	W	8	6
3-21-2003	H	W	7	6
3-22-2003	H	W	11	7
\$ - NCAA Regional				

Maryland

Overall:	116-40		
at Clemson:	65-8		
at Doug Kingsmore Stadium:	55-3		
at Maryland:	40-28		
at Neutral:	11-4		
ACC Regular-Season Games:	103-36		
ACC Tournament Games:	12-0		
One-Run Games:	19-14		
Extra-Inning Games:	8-3		
Under Jack Leggett :	47-9		
Longest CU Win Streak:	17 ⁽¹⁹⁸³⁻⁸⁹⁾		
Longest UMD Win Streak:	5 ⁽¹⁹⁵⁰⁻⁵⁵⁾		
Biggest CU Win:	22-4 ⁽¹⁹⁹³⁾		
Biggest UMD Win:	20-5 ⁽¹⁹⁶⁰⁾		
Date	Site	W-L	CU	Op
4-3-1923	H	W	6	2
5-27-1950	N1	L	2	3
5-8-1954 ⁽¹⁾	* A	L	2	3
5-8-1954 ⁽²⁾	* A	L	0	3
4-12-1955⁽¹⁾	* H	L	4	18
4-12-1955⁽²⁾	* H	L⁽⁷⁾	2	11
4-2-1956	* A	W ⁽¹⁰⁾	6	4
3-30-1957	* H	W	6	3
5-10-1957	* A	L	2	4
4-5-1958	* H	W	6	2
4-15-1958	* A	W	13	4
3-28-1959	* N2	W	9	2
4-14-1959	* A	L	3	7
4-9-1960	* H	L	5	20
4-1-1961	* H	W	9	8
4-21-1961	* A	L	7	9
4-7-1962	* H	W	3	2
4-14-1962	* A	W	3	2
4-15-1963	* A	L	1	2
4-16-1963	* A	W ⁽¹³⁾	7	3
3-30-1964	* H	L	3	6
3-31-1964	* H	W	11	8

4-16-1965	* A	L	1 6	
4-17-1965	* A	L	1 2	
4-8-1966	* H	W	11 2	
4-9-1966	* H	W	12 7	
5-12-1967	* A	W	2 1	
5-13-1967	* A	W	8 4	
4-20-1968 ⁽¹⁾	* H	W ⁽⁷⁾	3 1	
4-20-1968 ⁽²⁾	* H	L ⁽⁷⁾	2 7	
5-14-1968	* A	L	0 1	
4-12-1969	* H	W	7 0	
5-17-1969 ⁽¹⁾	* A	L ⁽⁷⁾	2 3	
5-17-1969 ⁽²⁾	* A	W ⁽⁷⁾	7 5	
4-18-1970	* A	L	1 5	
5-9-1970 ⁽¹⁾	* H	W ⁽⁷⁾	3 1	
5-9-1970 ⁽²⁾	* H	W ⁽⁷⁾	9 1	
5-22-1970	^ N3	L	3 4	
5-8-1971	* H	W ⁽¹⁰⁾	3 2	
5-9-1971	* H	W	4 1	
5-16-1971	^ N3	L	0 4	
5-10-1972 ⁽¹⁾	* A	L	2 3	
5-10-1972 ⁽²⁾	% A	L ⁽⁷⁾	0 3	
3-16-1973	* H	W ⁽⁸⁾	3 0	
4-16-1973	* A	W	10 0	
3-15-1974	* H	W	3 2	
4-14-1974	* A	W	8 5	
3-28-1975	* A	L	3 6	
4-13-1975	* H	W	5 2	
3-11-1976	* H	W	6 0	
4-18-1976	* H	W	8 6	
4-24-1976	+ H	W	2 1	
4-25-1976	+ H	W	3 2	
4-14-1977	* A	L ⁽¹⁰⁾	9 12	
4-15-1977	* A	W	9 6	
4-15-1978	* H	W	17 8	
4-16-1978	* H	W	8 7	
4-28-1979 ⁽¹⁾	* A	W ⁽⁷⁾	5 3	
4-28-1979 ⁽²⁾	* A	L ⁽⁷⁾	2 6	
4-19-1980	* H	W	1 0	
4-20-1980	* H	W	5 2	
4-24-1980	+ N3	W	9 4	
4-16-1981	* A	L	11 21	
4-17-1981	* A	L	6 10	
4-15-1982	* H	W	15 2	
4-16-1982	* H	W ⁽¹³⁾	4 3	
3-20-1983 ⁽¹⁾	* A	L ⁽⁷⁾	2 5	
3-20-1983 ⁽²⁾	* A	W ⁽⁷⁾	8 3	
3-9-1984	* H	W	5 4	
3-10-1984	* H	W	5 2	
4-20-1984	+ N4	W	12 1	
3-30-1985 ⁽¹⁾	* A	W ⁽⁷⁾	7 1	
3-30-1985 ⁽²⁾	* A	W ⁽⁷⁾	6 0	
4-17-1985	+ N5	W	17 12	
3-27-1986	* H	W	23 8	
3-28-1986	* H	W	9 2	
5-16-1986	+ N4	W ⁽¹⁰⁾	7 2	
3-23-1987	* H	W	14 5	
5-5-1987	* A	W	8 1	
5-6-1987	* A	W	9 7	
3-21-1988 ⁽¹⁾	* H	W ⁽⁷⁾	6 0	
3-21-1988 ⁽²⁾	* H	W ⁽⁷⁾	5 4	
5-13-1988	+ N6	W	9 0	
3-18-1989	* H	W	16 3	
4-16-1989 ⁽¹⁾	* A	L ⁽¹²⁾	4 5	
4-16-1989 ⁽²⁾	* A	L ⁽⁵⁾	3 4	
5-13-1989	+ N6	W	8 0	

3-17-1990 ⁽¹⁾	* H	W ⁽⁷⁾	10 1	
3-17-1990 ⁽²⁾	* H	W ⁽⁷⁾	7 1	
3-18-1990	* H	W	8 1	
4-19-1991	* A	W	11 4	
4-20-1991	* A	W	7 2	
4-21-1991	* A	W	17 2	
5-11-1991	+ N6	W	13 1	
3-13-1992	* H	W	15 3	
3-14-1992	* H	W	10 1	
3-15-1992	* H	L	9 10	
4-17-1993	* A	W	6 2	
4-18-1993	* N7	L	4 8	
4-19-1993	* A	W	22 4	
3-11-1994	* H	W	7 5	
3-12-1994	* H	W	18 2	
3-13-1994	* H	W	6 5	
5-18-1994	+ N6	W	7 1	
3-24-1995	* A	W ⁽¹²⁾	4 3	
3-25-1995	* A	W	11 3	
3-26-1995	* A	W	12 2	
5-17-1995	+ N6	W	10 0	
3-22-1996	* H	W	4 0	
3-23-1996	* H	W	7 0	
3-24-1996	* H	W	16 6	
3-21-1997	* A	L	1 13	
3-22-1997	* A	W	17 10	
3-23-1997	* A	L ⁽¹⁰⁾	6 7	
3-20-1998	* H	W	5 3	
3-21-1998	* H	W	19 6	
3-22-1998	* H	W	15 6	
3-19-1999	* A	W	8 6	
3-20-1999	* A	W	9 2	
5-21-1999	+ N4	W	7 6	
3-17-2000	* H	W	8 6	
3-18-2000 ⁽¹⁾	* H	W	9 3	
3-18-2000 ⁽²⁾	* H	W	11 2	
3-16-2001	* A	W	8 6	
3-17-2001	* A	W	9 6	
3-18-2001	* A	W	7 0	
3-29-2002	* H	W	13 6	
3-30-2002	* H	W	16 7	
3-31-2002	* H	W	7 2	
4-19-2003 ⁽¹⁾	* A	L	6 9	
4-19-2003 ⁽²⁾	* A	L	4 8	
4-20-2003	* A	W	20 5	
4-2-2004	* H	W	3 2	
4-3-2004	* H	W	9 2	
4-4-2004	* H	W	8 2	
3-25-2005	* A	W	14 3	
3-26-2005 ⁽¹⁾	* A	W ⁽¹³⁾	6 4	
3-26-2005 ⁽²⁾	* A	W	12 0	
4-7-2006	* H	W	3 1	
4-8-2006	* H	W ⁽¹¹⁾	3 2	
4-9-2006	* H	W	15 7	
3-23-2007	* A	L	3 4	
3-24-2007	* A	L	1 4	
3-25-2007	* A	W	5 0	
3-28-2008	* A	W	2 1	
3-29-2008	* A	L	3 5	
3-30-2008	* A	W	6 2	
5-2-2009	* H	W	11 2	
5-3-2009 ⁽¹⁾	* H	W	7 4	
5-3-2009 ⁽²⁾	* H	L	6 8	
5-7-2010	* A	W	18 6	
5-8-2010	* A	W	12 8	

5-9-2010	* A	W	7 5	
4-8-2011	* H	W	12 3	
4-9-2011	* H	W	7 0	
4-10-2011	* H	L	6 7	
* - ACC regular-season game; ^ - ACC Playoffs; % - not counted in ACC standings; + - ACC Tournament; N1 - Greensboro, NC; N2 - Orangeburg, SC; N3 - Raleigh, NC; N4 - Durham, NC; N5 - Atlanta, GA; N6 - Greenville, SC; N7 - Baltimore, MD				

Miami (FL)

Overall:	24-28-1			
at Clemson:	9-6			
at Doug Kingsmore Stadium:	9-6			
at Miami:	9-14-1			
at Neutral:	6-8			
ACC Regular-Season Games:	9-6			
ACC Tournament Games:	2-1			
NCAA Tournament Games:	3-9			
One-Run Games:	4-6			
Extra-Inning Games:	2-0			
Under Jack Leggett:	16-16			
Longest CU Win Streak:	7 ⁽²⁰⁰⁵⁻⁰⁶⁾			
Longest MIA Win Streak:	5 ^(1978-86,08-09)			
Biggest CU Win:	14-1 ⁽²⁰⁰⁶⁾			
Biggest MIA Win:	15-5 ⁽²⁰⁰⁸⁾			
Date	Site	W-L	CU	Op	
5-21-1977	\$ A	W	7	2	
5-22-1977 ⁽¹⁾	\$ A	L	3	10	
5-22-1977 ⁽²⁾	\$ A	W	10	9	
5-19-1978	\$ A	W	8	5	
5-21-1978	\$ A	L	5	7	
5-19-1979	\$ A	L	1	2	
5-20-1979	\$ A	L	1	4	
5-31-1980	! N1	L	5	13	
5-9-1986	N2	L	5	6	
5-10-1986	N2	W	7	4	
5-11-1986	N2	W	9	5	
3-20-1987	A	W	8	2	
3-21-1987	A	W	11	9	
3-22-1987	A	T	10	10	
4-28-1989	H	L	5	11	
4-29-1989	H	L	2	10	
4-30-1989	H	W	5	4	
5-20-1989	N3	L	0	2	
3-22-1990	A	L	2	9	
3-23-1990	A	L	5	11	
3-24-1990	A	L	1	2	
4-29-1994	H	W	7	5	
4-30-1994	H	L	3	6	
5-1-1994	H	W ⁽¹²⁾	9	8	
5-12-1995	A	L	6	7	
5-13-1995	A	W	7	5	
5-14-1995	A	L	4	8	
5-31-1996	! N1	L	3	7	
6-5-1996	! N1	L	5	14	
4-2-1999	N4	L	3	5	
4-3-1999	N4	W	7	5	
4-4-1999	N4	L	11	14	
1-29-2000	N5	W	4	0	
6-1-2001	¶ A	L	8	10	
6-2-2001	¶ A	L	6	14	
5-19-2005	*	H	W	15	5
5-20-2005	*	H	W	9	2
5-21-2005	*	H	W	6	2
5-26-2005	+ N6	W	9	1	
3-31-2006	* A	W	8	6	
4-1-2006	* A	W	6	2	
4-2-2006	* A	W	14	1	
3-30-2007	*	H	L	3	10
3-31-2007	*	H	W	4	1
4-1-2007	*	H	L	6	7
5-23-2007	+ N6	W	13	5	4
4-4-2008	* A	L	4	6	
4-5-2008	* A	L	5	15	
4-6-2008	* A	L	6	7	
5-21-2008	+ N6	L	1	7	
4-11-2009⁽¹⁾	*	H	L	8	12
4-11-2009⁽¹⁾	*	H	W	9	1
4-12-2009	*	H	W	9	6
\$ - NCAA Regional; ¶ - NCAA Super Regional; ! - College World Series; * - ACC regular-season game; + - ACC Tournament; N1 - Omaha, NE; N2 - Greenville, SC; N3 - Chapel Hill, NC; N4 - Fort Mill, SC; N5 - Lake Buena Vista, FL; N6 - Jacksonville, FL					

North Carolina

Overall:	96-81-1			
at Clemson:	45-28-1			
at Doug Kingsmore Stadium:	37-14			
at North Carolina:	36-41			
at Neutral:	15-12			
ACC Regular-Season Games:	76-62			
ACC Tournament Games:	16-11			
NCAA Tournament Games:	0-1			
One-Run Games:	33-27			
Extra-Inning Games:	12-4			
Under Jack Leggett :	31-25			
Longest CU Win Streak:	8 ⁽¹⁹⁷²⁻⁷⁵⁾			
Longest UNC Win Streak:	4 ^(5 times)			
Biggest CU Win:	20-1 ⁽¹⁹⁹⁵⁾			
Biggest UNC Win:	14-0 ⁽¹⁹⁰¹⁾			
Date	Site	W-L	CU	Opp	
4-6-1901	N1	L	0	14	
5-8-1901	H	T⁽⁸⁾	2	2	
3-29-1902	N1	L	5	16	
4-5-1918	H	L	1	2	
5-11-1940	H	L	4	10	
4-9-1948	H	L	1	12	
4-27-1951	A	W	4	3	
4-25-1952	H	L	3	4	
4-3-1953	A	L	4	5	
4-30-1954	*	H	W⁽¹⁰⁾	4	3
5-1-1954	*	H	L	8	10
4-23-1955	*	A	W	4	3
5-7-1955	*	H	L	8	11
4-21-1956	*	A	L	2	4
4-30-1956	*	H	L	9	18
4-17-1957	*	A	L	1	2
4-29-1957	*	H	W	4	3
4-9-1958	*	H	W	2	1
4-25-1958	*	A	L	1	2
5-19-1958	^	N2	W	4	1
4-6-1959	*	H	L	3	6
4-24-1959	*	A	W	2	1
5-18-1959	^	N2	W	9	7
4-15-1960	*	A	W	4	0
5-9-1960	*	H	L	3	6
4-14-1961	*	H	L	9	17
4-28-1961	*	A	L	2	9
5-13-1961	%	N3	W	7	4
4-27-1962	*	A	L	5	11
5-11-1962	*	H	W	11	4
4-20-1963	*	H	W	8	2
5-11-1963	*	A	L	4	6
4-18-1964	*	A	L	3	4
5-9-1964	*	H	L	5	12
4-9-1965	*	H	W	6	5
4-30-1965	*	A	L ⁽¹³⁾	3	4
4-15-1966	*	A	L	1	6
4-30-1966	*	H	L⁽⁸⁾	3	5
4-7-1967	*	H	W	6	1
5-8-1967	*	A	W	2	0
4-13-1968⁽¹⁾	*	H	L⁽⁷⁾	1	2
4-13-1968⁽²⁾	*	H	W⁽⁷⁾	4	0
5-2-1968	*	A	W ⁽¹⁰⁾	2	1
4-5-1969	*	H	L	5	10
5-13-1969 ⁽¹⁾	*	A	L ⁽⁷⁾	2	5
5-13-1969 ⁽²⁾	*	A	W ⁽⁷⁾	7	4
4-11-1970⁽¹⁾	*	H	W⁽⁷⁾	6	4
4-11-1970⁽²⁾	*	H	W⁽⁸⁾	5	0
5-11-1970	*	A	L	3	5
4-10-1971 ⁽¹⁾	*	N4	L	1	2
4-10-1971 ⁽²⁾	*	N4	L	1	3
4-1-1972 ⁽¹⁾	*	A	W ⁽⁷⁾	8	0
4-1-1972 ⁽²⁾	*	A	L ⁽⁷⁾	1	3
4-16-1972	*	H	W⁽¹²⁾	5	4
4-3-1973	*	H	W⁽⁸⁾	3	0
4-14-1973	*	A	W	3	1
3-30-1974	*	H	W	18	1
4-12-1974	*	A	W	3	2
4-27-1974	+ N5	W	6	4	
4-11-1975⁽¹⁾	*	H	W⁽⁷⁾	6	2
4-11-1975⁽²⁾	*	H	W⁽⁷⁾	5	2
4-25-1975	+ A	L	2	7	
4-26-1975	+ A	W	7	6	
4-10-1976	*	A	L ⁽¹⁰⁾	2	3
4-11-1976	*	A	W ⁽¹²⁾	3	2
4-9-1977	*	H	W	14	0
4-10-1977	*	H	W	9	3
3-24-1978	*	A	L	1	6
4-17-1978	*	A	L ⁽¹²⁾	9	10
3-27-1979	*	H	W	6	5
3-28-1979	*	H	W	7	4
4-5-1980	*	H	L	3	14

GAME RESULTS VS. 2012 OPPONENTS

4-12-1980	*	A	L	3	4
4-26-1980	+	N5	W	12	3
3-21-1981	*	A	L	7	10
4-12-1981	*	H	W	6	2
4-25-1981	+	A	W	7	4
4-26-1981	+	A	W	7	5
3-18-1982	*	A	L ⁽¹⁰⁾	4	5
4-3-1982	*	H	W	10	7
4-24-1982	+	A	L	0	3
4-22-1983	+	A	L	5	6
4-24-1983	+	A	W	5	2
4-25-1983	+	A	L	1	10
4-1-1984	*	H	L	1	3
4-8-1984	*	A	W	5	1
4-21-1984	+	N4	L	6	7
4-5-1985	*	H	W	3	2
4-13-1985	*	A	L	3	10
4-18-1985	+	N6	W	3	2
4-13-1986	*	A	L	8	9
4-19-1986	*	H	W	6	2
4-5-1987	*	H	W	11	5
4-25-1987	*	A	L	3	4
4-26-1987	*	A	W	14	8
5-14-1987	+	N7	W	9	4
4-1-1988	*	H	W	5	2
4-2-1988	*	H	W	8	5
5-8-1988	*	A	W	8	6
5-12-1988	+	N7	L	0	1
5-14-1988 ⁽¹⁾	+	N7	W	5	4
5-14-1988 ⁽²⁾	+	N7	L	6	7
3-25-1989	*	A	W	4	3
3-26-1989	*	A	L	0	3
4-23-1989	*	H	L	3	4
5-15-1989	+	N7	W	5	4
5-16-1989	+	N7	W	12	4
5-22-1989	*	A	W	7	0
4-6-1990	*	A	L	8	10
4-7-1990	*	A	L	3	9
4-8-1990	*	A	L	10	11
5-14-1990	+	N7	L	1	3
4-5-1991	*	H	W	15	6
4-6-1991	*	H	W ⁽¹²⁾	6	5
4-7-1991	*	H	W	6	2
4-3-1992	*	A	W	10	4
4-4-1992	*	A	W	7	1
4-5-1992	*	A	W	12	5
4-2-1993	*	H	W	7	2
4-3-1993	*	H	L	5	10
4-4-1993	*	H	W	4	3
5-18-1993	+	N7	W	7	4
4-22-1994	*	A	W	11	1
4-23-1994	*	A	L	0	5
4-24-1994	*	A	W	3	2
3-31-1995	*	H	W	3	2
4-1-1995	*	H	W	20	1
4-2-1995	*	H	L	8	11
5-18-1995	+	N7	W	6	4
4-12-1996	*	A	W	11	1
4-13-1996	*	A	W	7	5
4-14-1996	*	A	W	7	2
5-4-1997	*	H	W	17	2
5-5-1997	*	H	W	11	10
5-6-1997	*	H	W	5	4
5-9-1998 ⁽¹⁾	*	A	L	9	12
5-9-1998 ⁽²⁾	*	A	W	8	1
5-10-1998	*	A	W	7	6
5-13-1998	+	N4	L	1	4
5-9-1999	*	H	W	20	7
5-10-1999	*	H	W	5	4
5-11-1999	*	H	L	5	7
3-31-2000	*	A	L	0	6
4-1-2000	*	A	W	10	2
4-2-2000	*	A	L	2	5
4-27-2001	*	H	W	6	3
4-28-2001	*	H	W ⁽¹⁰⁾	10	9
4-29-2001	*	H	L	0	4
5-17-2001	+	N8	W	7	6
4-12-2002	*	A	W ⁽¹⁰⁾	11	7
4-13-2002	*	A	W	4	2
4-14-2002	*	A	L	5	12
5-10-2003	*	H	L	4	9
5-11-2003	*	H	W ⁽¹⁰⁾	5	4
5-12-2003	*	H	W	5	2
5-22-2003	+	N9	L	2	10
4-16-2004	*	A	W	2	1
4-17-2004	*	A	L	0	4
4-18-2004	*	A	W ⁽¹⁰⁾	4	2
5-26-2004	+	N9	W	7	6
5-28-2004	+	N9	L	5	6


3-18-2005	*	H	L	1	2
3-19-2005	*	H	W	9	1
3-20-2005	*	H	W	7	3
6-18-2006	!	N10	L	0	2
4-11-2008	*	H	L	2	8
4-12-2008	*	H	L	3	4
4-13-2008	*	H	L	4	8
3-6-2009	*	A	W ⁽¹⁰⁾	5	4
3-7-2009	*	A	L	2	5
3-8-2009	*	A	L	8	9
5-23-2009	+	N4	W ⁽¹¹⁾	4	3
4-23-2010	*	H	L	3	5
4-24-2010	*	H	W	10	6
4-25-2010	*	H	L	3	4
4-1-2011	*	A	L	3	13
4-2-2011	*	A	L	5	9
4-3-2011	*	A	L	4	5

* - ACC regular-season game; ^ - ACC Playoffs; % - not counted in ACC standings; + - ACC Tournament; ! - College World Series; N1 - Charlotte, NC; N2 - Gastonia, NC; N3 - Belmont, NC; N4 - Durham, NC; N5 - Raleigh, NC; N6 - Atlanta, GA; N7 - Greenville, SC; N8 - Fort Mill, SC; N9 - Salem, VA; N10 - Omaha, NE

North Carolina State

Overall:	109-71-1
at Clemson:	55-22-1
at Doug Kingsmore Stadium:	42-14
at N.C. State:	40-37
at Neutral:	14-12
ACC Regular-Season Games:	86-56
ACC Tournament Games:	18-11
One-Run Games:	23-22
Extra-Inning Games:	6-4-1
Under Jack Leggett :	43-21
Longest CU Win Streak:	10 ⁽¹⁹⁷⁶⁻⁷⁹⁾
Longest NCS Win Streak:	5 ^(1959-61,85-87)
Biggest CU Win:	41-9 ⁽¹⁹⁷⁹⁾
Biggest NCS Win:	20-5 ⁽¹⁹⁹³⁾

Date	Site	W-L	CU	Op
5-4-1921	H	W ⁽¹²⁾	1	0
4-21-1926	H	W	11	5
5-9-1927	H	W	7	0
4-7-1934	H	T ⁽¹¹⁾	7	7
3-30-1935	A	L	1	5
5-1-1936	H	L	5	12
3-25-1947	H	W	10	9
5-16-1949	N1	L	1	6
4-28-1951	A	L	5	7
4-4-1953	A	W	8	4
4-2-1954	* H	W	5	1
4-3-1954	* H	W	8	4
4-2-1955	* H	L ⁽⁷⁾	2	3
4-26-1955	* A	W	12	10
4-13-1956	* H	L	7	10
5-8-1956	* A	L	1	5
4-12-1957	* H	L	5	6
4-22-1957	* A	L	2	8
4-16-1958	* A	W	6	5
5-3-1958	* A	W	15	11
4-7-1959	* H	L	7	8
5-2-1959	* A	L	2	9
4-16-1960	* A	L	0	5
5-10-1960	* H	L ⁽¹⁰⁾	7	8
4-29-1961 ⁽¹⁾	* A	L ⁽⁷⁾	1	2
4-29-1961 ⁽²⁾	* A	W	11	6
4-28-1962	* A	W	9	2
5-12-1962	* H	L	0	1
4-19-1963	* H	W	14	7
5-10-1963	* A	W	12	11
4-17-1964	* A	L	2	3
5-8-1964	* H	W	9	4
4-10-1965	* H	L	5	8
5-1-1965	* A	W	6	4
4-16-1966	* A	L	6	7
5-16-1966	* H	W	8	7
4-8-1967	* H	W	9	6
5-9-1967	* A	W	8	5
4-12-1968	* H	W	14	7
5-3-1968 ⁽¹⁾	* A	L ⁽⁷⁾	2	4
5-3-1968 ⁽²⁾	* A	L ⁽⁷⁾	1	6
4-4-1969 ⁽¹⁾	* H	W ⁽⁷⁾	5	3
4-4-1969 ⁽²⁾	* H	W ⁽⁷⁾	3	0
5-12-1969	* A	L	1	7
4-10-1970	* H	W	2	0
5-12-1970 ⁽¹⁾	* A	W ⁽⁷⁾	7	2
5-12-1970 ⁽²⁾	* A	L ⁽⁷⁾	2	3



KHALIL GREENE TIED A SCHOOL RECORD WITH THREE DOUBLES IN CLEMSON'S 10-2 WIN AT NORTH CAROLINA ON APRIL 1, 2000.

3-28-1971	*	N2	L	0	3
4-11-1971	*	A	W	4	0
4-2-1972	*	A	W	7	2
4-15-1972 ⁽¹⁾	*	H	W ⁽⁷⁾	7	0
4-15-1972 ⁽²⁾	*	H	L ⁽⁷⁾	2	3
4-13-1973 ⁽¹⁾	*	A	W ⁽⁷⁾	8	1
4-13-1973 ⁽²⁾	*	A	L ⁽⁷⁾	1	7
4-22-1973 ⁽¹⁾	+	N3	L ⁽¹⁰⁾	4	8
4-22-1973 ⁽²⁾	+	N3	L	2	3
4-7-1974	*	A	W	2	1
4-21-1974	*	H	W	5	0
4-28-1974 ⁽¹⁾	+	A	W	12	5
4-28-1974 ⁽²⁾	+	A	L	6	8
4-5-1975	*	H	W	6	5
4-6-1975	*	H	L	1	3
4-27-1975	+	N3	L	2	3
4-3-1976	*	A	W	7	4
4-4-1976	*	A	W	8	0
4-2-1977	*	H	W	7	3
4-22-1977	+	H	W	10	3
4-24-1977	+	H	W	14	6
3-19-1978	*	A	W	4	0
4-18-1978	*	A	W ⁽⁸⁾	2	1
4-22-1978	+	H	W	12	1
3-31-1979	*	H	W	8	1
4-7-1979	*	A	W	41	9
4-6-1980	*	H	L	3	6
4-25-1980	+	A	W	5	4
4-11-1981 ⁽¹⁾	*	H	W ⁽⁷⁾	6	1
4-11-1981 ⁽²⁾	*	H	W ⁽⁷⁾	2	0
3-17-1982	*	A	W	9	6
4-4-1982	*	H	L	13	16
4-3-1983	*	A	L	4	6
4-10-1983	*	H	L	4	8
4-21-1983	+	N3	W	8	1
3-31-1984	*	H	L	2	5
4-7-1984	*	A	W	15	7
4-6-1985	*	H	W	7	1
4-14-1985	*	A	L	4	9
4-12-1986	*	A	L	8	12
4-20-1986	*	H	L	2	6
5-17-1986	+	N4	L	4	6
4-4-1987 ⁽¹⁾	*	H	L ⁽⁷⁾	6	7
4-4-1987 ⁽²⁾	*	H	W ⁽⁷⁾	15	5
4-25-1987	*	N3	W	9	8
5-15-1987	+	N5	W	8	0
5-16-1987	+	N5	L	7	11
4-3-1988	*	H	W	9	8
5-6-1988	*	A	L	3	6
5-7-1988	*	A	L	8	9
3-24-1989	*	A	W	6	4
5-6-1989	*	H	W	11	3
5-7-1989	*	H	W	13	6
5-16-1989	+	N5	W	9	2
4-13-1990	*	H	W	6	3
4-14-1990	*	H	W	20	4
4-15-1990	*	H	W	6	5

GAME RESULTS VS. 2012 OPPONENTS

4-13-1917	A	L ⁽¹³⁾	0	1
4-28-1919	H	L	1	2
4-27-1920	H	W	6	2
5-8-1920	A	L	5	7
4-27-1921	H	W	8	0
5-7-1921	A	W	6	1
4-3-1922	H	W	5	0
4-21-1922	A	W	3	0
4-22-1922	A	W	8	3
4-9-1923	H	W	17	1
4-16-1924	H	L	4	7
5-8-1924	N2	W	4	1
4-17-1925	H	W	3	2
4-30-1925	N2	L	2	9
4-13-1926	H	W ⁽¹⁰⁾	7	6
4-28-1926	N2	L	1	5
4-15-1927	A	W	12	4
4-28-1927	H	L	6	7
4-16-1928	H	W	11	1
4-26-1928	H	W	6	0
4-24-1929	H	W ⁽¹⁰⁾	6	5
5-7-1929	A	W	7	1
5-1-1930	A	L	7	9
4-7-1932	A	W	7	1
4-21-1932⁽¹⁾	H	W	14	5
4-21-1932⁽²⁾	H	W ⁽⁷⁾	14	1
4-22-1932	H	W ⁽¹⁰⁾	12	11
4-6-1933	A	W	13	7
4-7-1933	A	L	3	8
4-25-1933⁽¹⁾	H	W	15	11
4-25-1933⁽²⁾	H	W ⁽⁷⁾	3	0
4-9-1934	A	W	15	8
4-25-1934	H	W	8	2
4-9-1935	H	W	10	2
5-1-1935	A	W	6	3
4-17-1936	H	W	10	8
4-28-1936	A	L ⁽⁷⁾	2	6
4-15-1937	A	W	5	4
5-6-1937	A	L	5	6
4-13-1938	H	W	4	2
4-22-1938	A	W	15	5
4-22-1939	H	W	10	7
4-15-1940	H	W	11	5
4-27-1940	A	W	12	1
4-5-1941	H	L	10	14
4-28-1941	H	W	22	0
4-20-1942	A	L ⁽¹⁰⁾	11	12
4-17-1943	H	W	13	12
4-28-1943	A	L	4	7
4-13-1945	A	L	7	8
4-20-1945	H	L	2	12
4-21-1945	H	L	6	12
4-19-1946	H	W	8	5
4-3-1947	A	W	8	2
4-23-1948	H	W	9	2
5-5-1948	A	W	2	1
4-1-1949	A	W	4	3
4-9-1949	H	L	5	19
4-1-1950	A	W	15	2
4-11-1950	H	W ⁽¹⁰⁾	11	10
4-23-2008	N3	W	12	7
3-17-2009	H	W	8	0
5-18-2010	H	W	8	2
3-16-2011	N3	L	3	4
4-12-2011	H	W	7	2

N1 - Greenwood, SC; N2 - Laurens, SC;
N3 - Greenville, SC

South Carolina

Overall:168-125-2
at Clemson:95-42
at Doug Kingsmore Stadium:48-25
at South Carolina:67-76-2
at Neutral:6-7
ACC Regular-Season Games:29-9-1
NCAA Tournament Games:3-4
One-Run Games:34-39
Extra-Inning Games:7-9-2
Under **Jack Leggett**:33-34
Longest CU Win Streak:12⁽¹⁹⁶¹⁻⁶⁶⁾
Longest USC Win Streak:7⁽¹⁹⁸³⁻⁸⁵⁾
Biggest CU Win:18-1⁽¹⁹⁶⁵⁾
Biggest USC Win:38-1⁽¹⁹⁹⁷⁾

Date	Site	W-L	CU	Op
5-12-1899	A	W ⁽⁸⁾	21	8
5-12-1900	A	W	5	4
5-11-1901	A	W	12	4
4-26-1902	A	W	3	1
3-30-1907	H	W	4	2

4-29-1907	A	L	2	6
4-9-1908	H	L	2	4
5-7-1909	A	L	0	3
5-8-1909	A	W	4	2
5-12-1916	N1	L	0	4
5-13-1916	N1	W	7	5
4-2-1917	A	L	1	2
4-3-1917	A	W	18	2
4-16-1917	H	W	4	2
4-17-1917	H	W	6	3
5-17-1918	A	W	3	2
5-18-1918	A	L ⁽¹²⁾	2	3
4-25-1919	H	L	1	2
4-26-1919	H	W	8	2
5-16-1919	A	W	4	0
5-17-1919	A	W	1	0
4-16-1920	A	W ⁽⁸⁾	14	9
4-17-1920	A	W	14	5
5-11-1920	H	W	5	3
5-12-1920	H	L	5	8
5-5-1921	H	W	5	0
4-26-1922	H	W	3	1
5-13-1922	A	L	4	8
4-17-1924	H	W	6	0
5-10-1924	A	W	8	7
4-24-1925	H	W	6	2
5-2-1925	A	L	7	8
4-17-1926	A	L	0	3
4-8-1927	H	W	4	3
4-13-1927	A	L ⁽¹¹⁾	8	9
4-13-1928	H	W	6	0
4-18-1928	A	T ⁽¹¹⁾	3	3
4-1-1929	H	L ⁽¹¹⁾	0	2
5-9-1929	A	L	6	8
4-19-1930⁽¹⁾	H	W	4	1
4-19-1930⁽²⁾	H	L	2	9
4-28-1930	A	L	2	18
4-29-1930	A	L ⁽¹⁰⁾	3	5
5-2-1931	A	L	1	10
5-13-1931	H	W	5	4
5-14-1931	H	L	1	5
4-15-1932	A	L	0	4
4-16-1932	A	W	10	4
4-26-1932⁽¹⁾	H	W	13	9
4-26-1932⁽²⁾	H	L ⁽⁷⁾	2	5
5-12-1932	H	W	10	9
5-13-1932	H	W	6	5
3-30-1933	A	L	4	5
3-31-1933	A	L	0	6
4-17-1933	H	L	3	4
4-12-1934	H	L	1	8
5-2-1934	A	L	4	6
4-16-1935	H	W	5	4
5-9-1935	A	L	0	2
4-24-1936	A	W	7	1
5-5-1936	H	L	5	6
4-27-1937	A	L	3	4
5-8-1937	H	L	4	5
5-3-1938	H	L	3	12
5-10-1938	A	L	0	3
4-27-1939	H	W	9	7
5-1-1939	A	W ⁽¹⁰⁾	7	5
4-11-1940	A	W	7	6
4-26-1940	H	W	7	1
4-25-1941	H	W	3	1
5-8-1941	A	L	3	5
4-24-1942	H	W	6	5
5-8-1942	A	W	9	5
4-27-1945	H	W	6	4
5-4-1945	A	L	7	11
5-5-1945	A	L	0	4
4-3-1946	A	L	1	2
5-18-1946	H	W	12	2
4-11-1947	A	W	4	1
4-12-1947	A	W	17	8
5-23-1947	H	W	17	3
5-24-1947	H	W	10	8
4-16-1948	H	L	4	7
4-17-1948	H	W	11	2
5-21-1948	A	W	7	2
5-22-1948	A	W	6	5
5-6-1949	H	W ⁽¹¹⁾	6	5
5-20-1949	A	L	2	4
5-21-1949	A	L	6	7
5-5-1950	A	W	14	5
6-6-1950	A	L	2	10
5-15-1950	H	W ⁽¹¹⁾	8	7
5-16-1950	H	W	18	9
4-9-1951	H	W	8	6

5-10-1951	H	W	11	1
5-11-1951	N2	W	12	4
5-12-1951	A	W ⁽⁷⁾	16	5
4-4-1952	N2	W	5	2
4-5-1952	A	L	4	6
5-9-1952	H	W	3	1
4-13-1953	H	W	13	4
4-14-1953	H	L	7	9
5-8-1953	A	W	2	0
5-9-1953	A	L	4	13
4-13-1954	* A	W	10	1
5-4-1954	* H	W	2	0
4-30-1955	* H	L	3	4
5-11-1955	* A	L	2	9
4-27-1956	* A	W	5	1
5-11-1956	* H	L	3	12
4-27-1957	* A	L	3	4
5-14-1957	* H	W	10	6
4-21-1958	* H	W	5	3
5-9-1958	* A	W	9	2
4-13-1959	* A	W	11	0
5-12-1959	* H	W	10	1
4-23-1960	* H	W	12	10
5-5-1960	* A	L	1	2
4-18-1961	* H	W	21	5
4-25-1961	* A	W	3	1
4-24-1962	* A	W	5	4
5-8-1962	* H	W	27	17
4-23-1963	* H	W	9	2
5-14-1963	* A	W	5	1
4-28-1964	* A	W	4	2
5-12-1964	* H	W	5	3
5-4-1965	* H	W	18	1
5-13-1965	* A	W	9	3
4-26-1966	* H	W	11	6
5-19-1966	* A	W	8	2
4-11-1967	* A	L	1	4
4-18-1967	* H	W	8	1
4-16-1968	* H	W	6	5
5-7-1968 ⁽¹⁾	* A	W ⁽⁷⁾	1	0
5-7-1968 ⁽²⁾	* A	L ⁽⁷⁾	3	4
4-16-1969	* A	T ⁽¹³⁾	4	4
5-6-1969⁽¹⁾	* H	L ⁽⁷⁾	1	2
5-6-1969⁽²⁾	* H	W ⁽⁷⁾	7	3
4-14-1970 ⁽¹⁾	* A	L ⁽⁷⁾	1	2
4-14-1970 ⁽²⁾	* A	W ⁽⁷⁾	2	1
5-5-1970	* H	W	4	0
4-25-1971	* H	W	8	2
5-4-1971	* A	W	8	4
4-4-1972	H	W	8	0
4-5-1972	A	L	1	2
4-21-1972	N3	W	5	2
4-4-1973	A	W	4	2
4-10-1973	H	L	1	3
4-28-1973	N4	W	9	5
3-28-1974	H	L	0	3
4-16-1975	A	L	2	6
4-2-1976	A	W	10	6
4-13-1976	H	L	3	4
5-22-1976	\$ A	W	10	4
3-28-1977	H	L	1	2
4-12-1977 ⁽¹⁾	A	L ⁽⁷⁾	6	7
4-12-1977 ⁽²⁾	A	L ⁽⁷⁾	2	7
4-1-1978	A	W	10	2
4-2-1978	A	L	6	10
4-30-1978	H	W	11	4
3-24-1979	A	W	3	1
3-25-1979	A	L	6	7
4-14-1979	H	W	1	0
4-15-1979	H	W	6	3
4-15-1980	H	W	9	3
4-16-1980	H	W	4	3
5-10-1980	A	L	1	6
5-11-1980	A	L	1	4
5-24-1980	\$ H	W	6	2
5-25-1980	\$ H	W	17	12
4-3-1981	A	L	2	6
4-4-1981	A	L	7	12
4-13-1981	H	W ⁽¹¹⁾	5	4
4-14-1981	H	L	2	12
4-11-1982	H	W	4	1
4-12-1982	H	L	4	5
5-16-1982	A	L	5	11
5-17-1982	A	L	1	4
3-4-1983	H	W	8	0
4-26-1983	H	L ⁽¹⁰⁾	3	8
4-30-1983	A	W	8	1
5-1-1983	A	L	3	4
4-26-1985	A	L	2	10

GAME RESULTS VS. 2012 OPPONENTS

4-11-1969⁽²⁾	*	H	W⁽⁷⁾	9	3
5-16-1969	*	A	L	0	2
4-19-1970 ⁽¹⁾	*	A	W ⁽⁷⁾	5	3
4-19-1970 ⁽²⁾	*	A	L ⁽⁷⁾	1	5
5-10-1970	*	H	W	6	2
5-6-1971	*	H	L	5	16
5-7-1971	*	H	W	5	2
5-6-1972 ⁽¹⁾	*	A	L ⁽⁷⁾	3	4
5-6-1972 ⁽²⁾	*	A	L ⁽⁷⁾	2	5
5-7-1972	*	A	L	2	5
4-6-1973	*	H	L⁽¹⁰⁾	4	6
4-15-1973	*	A	W	11	3
4-21-1973	+	N1	W	3	1
4-19-1974⁽¹⁾	*	H	W⁽¹⁶⁾	3	2
4-19-1974⁽²⁾	*	H	L⁽⁷⁾	1	2
4-26-1974	+	N2	L	2	3
4-27-1974	+	N2	W	9	6
4-4-1975	*	H	W	4	2
4-18-1975	*	A	W	6	3
4-16-1976	*	H	W	9	0
4-17-1976	*	H	W	9	0
4-16-1977	*	A	W	8	3
4-17-1977	*	A	W	26	4
3-16-1978	*	H	W	14	4
3-17-1978	*	H	W	4	3
4-25-1979	*	A	W	10	4
4-17-1980	*	H	W	3	1
4-18-1980	*	H	W	6	5
4-18-1981	*	A	W	11	7
4-19-1981	*	A	W	11	5
4-17-1982	*	H	W	9	1
4-18-1982	*	H	W	18	6
4-23-1982	+	N1	L	4	6
4-14-1983	*	A	W	8	1
4-20-1983	+	N1	W	12	5
3-15-1984	*	H	W	6	2
3-16-1984	*	H	W	7	2
4-19-1984	+	N3	W	7	6
3-28-1985	*	A	L	1	19
4-20-1985	+	N4	W	10	8
3-12-1986	*	H	W	15	4
3-13-1987	*	H	W	6	4
3-14-1987	*	H	W	9	2
4-13-1987	*	A	W	11	4
3-12-1988	*	H	W	9	6
5-2-1988	*	A	W	8	3
5-3-1988	*	A	W	6	0
3-11-1989	*	H	W	10	4
3-12-1989	*	H	W	8	2
4-14-1989	*	A	W	8	0
4-20-1990	*	A	W	12	6
4-21-1990	*	A	W	19	3
4-22-1990	*	A	W	8	0
5-13-1990	+	N5	W	7	3
3-15-1991	*	H	W	5	2
3-16-1991	*	H	W	15	1
3-17-1991	*	H	W	12	8
5-14-1991	+	N5	W ⁽¹¹⁾	7	4
3-20-1992	*	A	W	8	6
3-21-1992	*	A	W	5	3
3-22-1992	*	A	W	8	2
5-9-1992	+	N5	W ⁽¹⁰⁾	3	2
3-12-1993	*	H	W	15	1
4-1-1994	*	A	W	3	2
4-2-1994	*	A	W	11	6
4-3-1994	*	A	W	11	4
4-7-1995	*	H	W	5	4
4-8-1995	*	H	W	9	0
4-9-1995	*	H	W	5	2
3-29-1996	*	A	W	8	1
3-30-1996	*	A	L	2	3
3-31-1996	*	A	W	9	3
5-17-1996	+	N3	L	2	4
3-14-1997	*	H	W	3	2
3-15-1997	*	H	W	6	1
3-16-1997	*	H	W	7	3
4-3-1998	*	A	W	9	7
4-4-1998	*	A	L	6	7
4-5-1998	*	A	W	15	6
5-1-1999⁽¹⁾	*	H	L	3	9
5-1-1999⁽²⁾	*	H	W⁽¹¹⁾	5	4
5-2-1999	*	H	W	12	5
5-13-2000 ⁽¹⁾	*	A	W	9	7
5-13-2000 ⁽²⁾	*	A	L	0	11
5-14-2000	*	A	W	20	9
5-17-2000	+	N6	W	9	5
5-20-2000	+	N6	W	12	5
5-12-2001⁽¹⁾	*	H	W	8	1
5-12-2001⁽²⁾	*	H	W	17	1

5-13-2001	*	H	W	5	4
5-16-2001	+	N6	L	3	7
5-11-2002	*	A	W	15	4
5-12-2002	*	A	W	15	2
5-13-2002	*	A	W	5	3
4-4-2003	*	H	W	9	4
4-5-2003	*	H	L	1	4
4-6-2003	*	H	W	9	2
4-9-2004	*	A	L	1	5
4-10-2004 ⁽¹⁾	*	A	L	3	4
4-10-2004 ⁽²⁾	*	A	L	1	3
4-15-2005	*	H	W	13	4
4-16-2005	*	H	W	3	2
4-17-2005	*	H	L	2	9
5-25-2005	+	N7	L	1	8
5-28-2005	+	N7	L	4	5
3-17-2006	*	A	L	1	2
3-18-2006	*	A	L	2	10
3-19-2006	*	A	L	4	7
4-20-2007	*	H	L	3	5
4-21-2007	*	H	L	0	3
4-22-2007	*	H	W	2	1
5-21-2009	+	N3	L	5	6
3-26-2010	*	A	L	3	4
3-27-2010 ⁽¹⁾	*	A	W	8	5
3-27-2010 ⁽²⁾	*	A	L	1	3
3-11-2011	*	H	L	0	5
3-12-2011	*	H	L	7	8
3-13-2011	*	H	L	6	7

* - ACC regular-season game; + - ACC Tournament; N1 - Chapel Hill, NC; N2 - Raleigh, NC; N3 - Durham, NC; N4 - Atlanta, GA; N5 - Greenville, SC; N6 - Fort Mill, SC; N7 - Jacksonville, FL


Wake Forest

Overall:	121-50-1
at Clemson:	61-19-1
at Doug Kingsmore Stadium:	49-8
at Wake Forest:	46-27
at Neutral:	14-4
ACC Regular-Season Games:	104-38-1
ACC Tournament Games:	12-5
One-Run Games:	26-11
Extra-Inning Games:	10-2
Under Jack Leggett :	42-18
Longest CU Win Streak:	18 ⁽¹⁹⁸⁴⁻⁹⁰⁾
Longest WFU Win Streak:	6 ^(1921-52,98-99)
Biggest CU Win:	26-1 ⁽²⁰⁰⁶⁾
Biggest WFU Win:	20-4 ⁽¹⁹⁶²⁾

Date	Site	W-L	CU	Op
4-30-1901	H	W	14	1
4-21-1903	H	W	18	3
4-25-1913	H	L	1	6
4-16-1918	H	W	7	2
4-21-1921	H	L	3	5
5-26-1950	N1	L	2	14
5-5-1951	H	L ⁽¹⁰⁾	8	12
4-7-1952	H	L	5	12
4-8-1952	H	L	14	16
4-15-1952	A	L	7	11
4-15-1954	* A	W	5	3
4-20-1954	* A	W	5	0
4-25-1955	* A	L	4	11
5-6-1955	* H	L	11	15
4-14-1956	* H	T ^(4,5)	6	6
5-7-1956	* A	L ⁽⁸⁾	0	14
4-13-1957	* H	L	6	9
4-23-1957	* A	L	1	6
4-17-1958	* H	W	12	8
4-26-1958	* A	L	4	5
4-1-1959	* H	W	4	3
4-25-1959	* A	W	6	5
5-16-1959	^ N2	W	4	2
5-2-1960 ⁽¹⁾	* H	W	15	5
5-2-1960 ⁽²⁾	* H	L ⁽⁷⁾	2	3
4-8-1961	* H	L	0	5
5-5-1961	* A	L	3	4
4-20-1962	* H	W	6	4
5-4-1962	* A	L	4	20
5-14-1962	% N3	W	6	0
4-26-1963	* A	L	5	14
5-4-1963	* H	L	8	14
4-25-1964	* A	L ⁽¹¹⁾	3	4
5-1-1964	* H	L	0	3
4-24-1965	* H	W	9	5
5-8-1965	* A	W	2	0
4-5-1966	* H	W	7	3
4-23-1966	* A	L	5	6

4-14-1967	*	A	W	8	2
4-6-1968⁽¹⁾	*	H	W⁽⁷⁾	11	0
4-6-1968⁽²⁾	*	H	W⁽⁷⁾	9	0
5-10-1968	*	A	W ⁽¹⁰⁾	2	0
4-8-1969 ⁽¹⁾	*	A	W ⁽⁷⁾	4	3
4-8-1969 ⁽²⁾	*	A	L ⁽⁷⁾	0	11
5-9-1969	*	H	W	7	6
4-4-1970⁽¹⁾	*	H	W⁽⁷⁾	2	1
4-4-1970⁽²⁾	*	H	W⁽⁷⁾	5	0
5-15-1970	*	A	W	9	5
4-3-1971	*	H	W	2	1
5-14-1971	*	A	W	9	1
4-8-1972⁽¹⁾	*	H	W⁽⁷⁾	2	0
4-8-1972⁽²⁾	*	H	W⁽⁷⁾	4	3
5-5-1972	*	A	L	8	9
3-27-1973	*	A	W	7	0
4-9-1973	*	H	W	5	3
4-20-1973	+	N4	W	10	3
4-6-1974	*	A	W	7	0
4-20-1974	*	H	W	12	3
4-19-1975	*	A	W	7	2
4-20-1975	*	A	W	6	1
4-26-1975	+	N4	W	15	1
3-31-1976 ⁽¹⁾	*	N5	W	7	5
3-31-1976 ⁽²⁾	*	N5	W	4	2
4-23-1976	+	H	W	2	0
3-19-1977	*	A	W	11	6
3-20-1977	*	A	W	13	12
4-23-1977	+	H	L	4	5
4-24-1977	+	H	L	9	22
3-12-1978	*	H	W	8	1
3-13-1978	*	H	W	11	3
4-14-1978	+	H	W	7	2
4-8-1979	*	A	W ⁽¹⁶⁾	8	6
4-9-1979	*	A	W	13	7
3-14-1980	*	H	W⁽¹⁰⁾	5	4
4-11-1980	*	A	L	4	5
4-22-1980	+	N6	W	4	0
3-20-1981	*	A	L	6	7
4-5-1981	*	H	W⁽¹¹⁾	6	5
4-24-1981	+	N4	W ⁽¹⁰⁾	6	5
3-14-1982	*	H	W	13	1
3-26-1983	*	H	W	8	4
4-16-1983	*	A	L	2	7
4-6-1984	*	A	W	13	1
4-14-1984	*	H	W	9	3
3-23-1985	*	A	W	10	9
3-24-1985	*	A	W	7	4
3-29-1986	*	H	W	7	1
3-30-1986	*	H	W	22	2
5-14-1986	+	N7	W ⁽¹⁴⁾	6	5
4-10-1987	*	A	W	12	6
4-11-1987	*	A	W	13	11
4-16-1987	*	H	W	13	3
5-13-1987	+	N8	W	11	4
4-10-1988	*	A	W	8	7
4-16-1988	*	H	W	11	7
4-17-1988	*	H	W	8	5
3-19-1989	*	A	W	11	0
3-20-1989	*	A	W	6	2
4-9-1989	*	H	W	6	3
3-9-1990	*	H	W	10	4
3-10-1990	*	H	L	1	3
3-11-1990	*	H	W	11	8
3-9-1991 ⁽¹⁾	*	A	L ⁽⁷⁾	10	11
3-9-1991 ⁽²⁾	*	A	W ⁽⁷⁾	13	7
3-10-1991	*	A	W	11	5
5-12-1991	+	N8	W	7	2
3-7-1992⁽¹⁾	*	H	W⁽⁷⁾	7	2
3-7-1992⁽²⁾	*	H	W⁽⁸⁾	2	1
3-8-1992	*	H	W	7	5
3-6-1993 ⁽¹⁾	*	A	L ⁽⁷⁾	1	3
3-6-1993 ⁽²⁾	*	A	W ⁽⁷⁾	4	1
3-7-1993	*	A	W	8	5
3-4-1994	*	H	W	5	4
3-5-1994	*	H	W	5	4
3-6-1994	*	H	W	8	6
3-17-1995	*	A	W	10	7
3-18-1995	*	A	W	4	3
3-19-1995	*	A	W	10	5
4-5-1996	*	H	W	9	1
4-6-1996	*	H	W	6	0
4-7-1996	*	H	L	7	8
3-28-1997	*	A	L	2	11
3-29-1997	*	A	W	10	9
3-30-1997	*	A	W	18	7
5-14-1997	+	N9	W	8	6
3-27-1998	*	H	W	10	2
3-28-1998	*	H	W	6	6

2011 REVIEW



SHORTSTOP BRAD MILLER WAS NAMED ACC PLAYER-OF-THE-YEAR AND WAS A FIRST-TEAM ALL-AMERICAN IN 2011 THANKS TO HIS DEFENSIVE PROWESS AND HIS ACC-LEADING .395 BATTING AVERAGE.

2011 SEASON NOTES

Tigers Earned 36th NCAA Tournament Bid

Clemson played in its 36th all-time NCAA Regional in 2011. The 36 appearances are tied for fifth-most in NCAA history, trailing only Texas (55), Florida State (49), Miami (FL) (40), and Oklahoma State (38).

Worth Noting

- The 2011 season marked Clemson's 47th consecutive winning season.
- Clemson won seven weekend series in a row to close the regular season. The Tigers, who were 2-1 in the ACC Tournament, also won each of their last six ACC series and seven of the 10 ACC series in 2011.
- Clemson lost its 20 games by a combined 67 runs (3.4 runs per loss). Clemson won its 43 games by a combined 269 runs (6.3 runs per win). That was a big reason Clemson was fifth in the nation in scoring margin (+3.2 runs per game).
- Clemson hit .336 with runners in scoring position.
- Fourteen Tigers combined for a .321 batting average off the bench. Meanwhile, Clemson opponents had a .177 batting average off the bench.
- All of Clemson's nine regulars in the field batted .282 or better, including six starters who batted .315 or better.
- Clemson relievers combined for a 2.69 ERA.
- Clemson pitchers combined for a 1.52 ERA and .188 opponents' batting average along with 61 strikeouts in 53.1 innings pitched in the ninth inning.

Polls

The Tigers ended the year at #16 in the final **Sports Weekly** coaches poll after going 2-2 in four games in the Clemson Regional to close their season. Clemson also finished at #21 in the **Baseball America** rankings and #21 in the **Collegiate Baseball** poll.

Clemson has had at least one final top-25 ranking in 15 of Head Coach Jack Leggett's first 18 seasons in Tigertown. The Tigers have also been ranked #1 for 20 weeks by at least one of the three major polls under Leggett. Their last #1 ranking came on February 12, 2007 by both **Baseball America** and **Collegiate Baseball**.

Strength of Schedule #6

In 2011, Clemson had an unofficial strength of schedule of #6 according to WarrenNolan.com. There were 300 schools that played Division I baseball in 2011.

Clemson Led the ACC in Batting Average

Clemson led the ACC in batting average at .318, 14 points higher than second-place Virginia (.304). The .318 batting average was Clemson's best mark since 2002, when that team, with the likes of Khalil Greene, Jeff Baker, and Michael Johnson, batted .324.

The Tigers, who also led the ACC with 106 stolen bases, were fifth in the ACC in ERA (3.32). The 3.32 ERA was Clemson's best mark since 2006.

Five Tigers Named to All-ACC Team

Five Tigers were named First or Second-Team All-ACC in 2011. Junior shortstop Brad Miller and sophomore first-baseman Richie Shaffer were both named First-Team All-ACC, while junior outfielder Will Lamb, junior DH/UT Phil Pohl, and senior outfielder Jeff Schaus were named Second-Team All-ACC. The team was compiled by a vote of the 12 ACC head coaches.

Eight Tigers Picked in Major League Draft

Eight Tigers were selected in the 2011 Major League draft from June 6-8. The eight picks tied for 11th-most in the nation and tied (with Virginia) for most by an ACC team. Vanderbilt led the nation with 12 draft picks.

Two Tigers were chosen in the second round. Junior shortstop Brad Miller was a second-round draft selection (#62 overall pick) of the Seattle Mariners, while junior utility player Will Lamb was also a second-round draft pick (#83 overall pick) of the Texas Rangers.

With the eight picks, Jack Leggett has had a total of 90 players drafted in his 18 seasons as head coach at Clemson.



A total of 16 of those 90 players were drafted twice, meaning a Tiger has been drafted 106 times in his tenure. Thirteen more Tigers have signed free-agent contracts as well.

2011 Tiger Draftees

#	Player, Pos.	Cl.	Rd	Pick	Team
13	Brad Miller, SS	Jr.	2	62	Mariners
30	Will Lamb, OF/LHP/1B	Jr.	2	83	Rangers
4	John Hinson, 3B/2B	*Jr.	13	400	Astros
3	Jeff Schaus, OF	Sr.	16	494	Dodgers
19	Kevin Brady, RHP	*So.	17	518	Indians
51	Joseph Moorefield, LHP	*So.	26	786	Royals
26	Chris Epps, OF	Sr.	45	1360	Astros
33	Scott Weismann, RHP	Jr.	46	1389	Cubs

* - spent one season as a red-shirt player

Lamb's Double-Digit Hitting Streaks

Junior utility player Will Lamb (Seaford, VA) hit safely in 46 of his last 51 games and had a 25-game hitting streak, the longest by an ACC player in 2011 and the fifth-longest in school history, from April to May. During the 25-game hitting streak, he was 36-for-95 (.379). He also hit safely in 35 of his last 38 games.

Lamb, a Second-Team All-ACC selection, also had an 11-game hitting streak in March, giving him two double-digit hitting streaks in 2011. He batted .348 with 11 doubles, four triples, three homers, 39 RBIs, and 13 steals in 59 games (59 starts). Against Davidson on May 17, he went 5-for-5 with a double, three RBIs, and three runs.

Leone Became Healthy & Led the Rotation

Sophomore righthander Dominic Leone (Norwich, CT) started the 2011 season in the weekend rotation. But in late February, he suffered a shoulder injury that forced him out of the rotation. It took him many weeks to regain his strength and form.

He became healthy again and showed why Head Coach Jack Leggett penciled him in as the Friday starter. On the season, he was 6-2 with a 3.70 ERA and .219 opponents' batting average in 65.2 innings pitched over 15 appearances (12 starts). He allowed just 53 hits and 30 walks with a team-high 72 strikeouts. Leone was also 4-2 with a 3.72 ERA and .220 opponents' batting average in 10 outings (eight starts) in ACC regular-season games.

Miller Led the ACC in Batting Average

Junior shortstop Brad Miller (Windermere, FL), who was a two-time member of the USA National Team, hit .395 with a .498 on-base percentage, both marks best in the ACC, along with 11 doubles, three triples, five homers, 50 RBIs, and 21 steals in 2011. For his efforts, Miller won the Brooks Wallace Shortstop-of-the-Year Award in July.

To say Miller was patient at the plate would be an understatement. In 56 games (54 starts) in 2011, he had

40 walks. Miller used his good eye at the plate to walk at least 40 times in each of his three seasons at Clemson (53 in 2009, 50 in 2010, 40 in 2011). He was a big reason the Tigers had 304 walks (4.8 per game) in 2011. He suffered a broken finger against #6 Virginia on March 11 that forced him to miss seven games and 14 starts in the field.

In 191 career games (189 starts) as a Tiger, Miller was a .339 hitter with 36 doubles, eight triples, 16 homers, 135 RBIs, 173 runs, 143 walks against only 112 strikeouts, a .451 on-base percentage, and 46 stolen bases.

Miller Named ACC Player-of-the-Year

Brad Miller was named ACC Player-of-the-Year on May 23, voted on by the 12 ACC head coaches. The junior shortstop, who led the ACC in both batting average (.395) and on-base percentage (.498), totaled 11 doubles, three triples, five homers, 50 RBIs, 53 runs, a .559 slugging percentage, 40 walks, and 21 stolen bases in 56 games (54 starts) in 2011.

Miller became the first Tiger to be named ACC Player-of-the-Year since Khalil Greene, who won the award in 2002 on the way to earning national player-of-the-year honors. Miller, who was also one of 30 semifinalists for the Golden Spikes Award and one of 36 semifinalists for the Dick Howser Trophy, became Clemson's 12th ACC Player-of-the-Year.

Miller Named First-Team All-American

Brad Miller was named a first-team All-American by ABCA, **Baseball America**, and **Collegiate Baseball** at shortstop. He also received second-team All-America honors by NCBWA and **Perfect Game**. The junior from Windermere, FL became the Tigers' first first-team All-American since 2006.

Miller's .395 Batting Average Best By a Tiger Since 2002

Brad Miller led the ACC in batting average (.395) by 31 points, a remarkable feat considering the depth and quality of teams in the conference. His .395 batting average was the best by a Tiger since 2002, when Khalil Greene batted .470 on his way to earning national player-of-the-year honors. In fact, no Tiger had hit .380 or better since 2002. Greene is the only Tiger to hit .400 or better in a season since 1994, when Shane Monahan had a .415 batting average.

Pohl Named Third-Team Academic All-American

Phil Pohl was named Third-Team Academic All-American, announced by CoSIDA on May 24. The Capital One Academic All-America baseball team was selected by the College Sports Information Directors of America to recognize the nation's top student-athletes for their combined performance on the field and in the classroom. Pohl was also named First-Team Academic All-District III.

Pohl was selected as the third-team designated hitter on the Academic All-America team. He became the Tiger baseball team's first Academic All-American since 1995.

2011 SEASON NOTES

(Paul Galloway). The Cooperstown, NY native and co-captain hit .333 with 22 doubles, four homers, 33 RBIs, 43 runs, and five steals in 60 games (57 starts).

In the classroom, Pohl completed the 2011 spring semester with a 3.74 career GPA in management. He was named to the ACC Academic Honor Roll each of his first three seasons at Clemson and was honored during the 2010 College World Series Opening Ceremonies for having the team's best GPA. Pohl has also been involved in several community service projects during his time at Clemson.

Sarratt Made the Most of His Fifth Year

Graduate righthander Justin Sarratt (Gaffney, SC) was in his fifth year in a Tiger uniform in 2011. As a senior in 2010, he suffered a season-ending injury early in the year and received a medical red-shirt. He returned for a fifth season in 2011 and became the first Tiger to earn five career letters.

Sarratt showed excellent control throughout his career. In 193.0 innings pitched over 80 appearances (25 starts) in his career, he had a 13-7 record, a 4.20 ERA, and 136 strikeouts against only 41 walks. His 3.32 strikeout-to-walk ratio was seventh-best in school history, while his 1.91 walks-per-nine-innings-pitched mark was third-best in school history.

In 2011, he was 7-2 with a 2.57 ERA in 80.2 innings pitched over 18 appearances (13 starts). Sarratt, who led the team in wins, allowed 72 hits (.238 opponents' batting average) and 14 walks with 65 strikeouts, good for a 4.64 strikeout-to-walk ratio (sixth-best in school history) and 1.56 walks-per-nine-innings-pitched mark (fifth-best in school history). Clemson had an 11-2 record in his 13 starts as well.

After moving into the weekend rotation, Sarratt pitched superbly. He had a streak of 27.2 innings pitched in a row without allowing an earned run from April to May.

Schaus In Several Top-10 Career Lists

Senior outfielder Jeff Schaus (Naples, FL) returned for his senior season in 2011 after being drafted in the 27th round by the Cleveland Indians in 2010. His numbers through his junior season already put him among some of the best Clemson outfielders in recent history. And after a slow start to the 2011 season, he came on strong and finished in the top 10 in several career categories.

On the season, Schaus batted .323 with 20 doubles, two triples, 43 RBIs, 43 runs, 41 walks and four hit-by-pitches against only 15 strikeouts, and 10 stolen bases. Schaus was also stellar in his 30 ACC games in 2011, as he hit .362 with 12 doubles, two triples, 24 RBIs, 25 runs, 19 walks against only five strikeouts, a .449 on-base percentage, and six steals.

Thanks to those numbers, he was named Second-Team All-ACC in 2011. It was the third time he received All-ACC

accolades. He became the first Tiger to be named All-ACC three times since Khalil Greene (2000-02).

Schaus never missed a game in a Tiger uniform and started all but two games in his four seasons. He also led all 2011 players in the nation in consecutive games played. In 258 games (256 starts) in his career, he hit .320 with 61 doubles, six triples, 31 homers, 211 RBIs, 213 runs, 148 walks and 22 hit-by-pitches against only 98 strikeouts, and 32 stolen bases. In a doubleheader against Gardner-Webb on May 7, he reached the 200-run and 200-RBI career marks.

His marks for games, at-bats (973), hits (311), doubles, RBIs, total bases (477), runs, and walks were all within the top 10 in the Clemson recordbook. At #4 Florida State on May 20, Schaus totaled three hits to become only the 21st ACC player and sixth Tiger in history to total 300 career hits.

Schaus' Career Standings in Clemson History

Category	Stat	Rank	Recordholder	Record
Games	258	3	Khalil Greene	272
At-Bats	973	3	Khalil Greene	1069
Hits	311	T-4	Khalil Greene	403
Walks	148	5	Bert Heffernan	207
Runs	213	6	Bert Heffernan	285
Doubles	61	7	Khalil Greene	95
RBIs	211	7	Khalil Greene	276
Total Bases	477	9	Khalil Greene	668

Weismann Found Relief in New Role

Junior righthander Scott Weismann (Boxborough, MA) would admit that he did not have the season he had hoped for in 2011. He was Clemson's Friday starter during the first half of the season after entering the year with a 12-3 career record. In his eight starts in 2011, he was 3-4 with a 6.46 ERA and .321 opponents' batting average.

So Head Coach Jack Leggett and Pitching Coach Dan Pepicelli decided to try a different role for Weismann...closer. He made 14 relief appearances as a freshman in 2009, so he had previous experience out of the bullpen. That move paid off, as he became the Tigers' closer.

In his 16 relief appearances in 2011, he had seven saves in 18.0 innings pitched. Two of those saves came in both of Clemson's win at #4 Florida State on May 20, 21. He also had a 1.50 ERA and .175 opponents' batting average along with 25 strikeouts against only five walks out of the bullpen. In his last 15 relief outings, he pitched 16.1 innings, allowing just eight hits (.145 opponents' batting average), one run, and three walks with 23 strikeouts.

Overall in the 2011 season, Weismann was 3-5 with a team-high seven saves, a 4.89 ERA, and .279 opponents' batting average along with 51 strikeouts against 17 walks in 57.0 innings pitched over 24 appearances (eight starts).

TIGER TIDBITS

Clemson's Record...

In All Games:	43-20
In Home Games:	28-9
In Road Games:	11-8
In Neutral-Site Games:	4-3
In All ACC Regular-Season Games:	17-13
In Home ACC Regular-Season Games:	9-6
In Road ACC Regular-Season Games:	8-7
In All Non-ACC Regular-Season Games:	22-4
In Home Non-ACC Regular-Season Games:	17-1
In Road Non-ACC Regular-Season Games:	3-1
In Neutral Non-ACC Regular-Season Games:	2-2
In ACC Tournament Games:	2-1
In NCAA Tournament Games:	2-2
In February:	5-1
In March:	9-8
In April:	14-6
In May:	13-3
In June:	2-2
On Monday:	0-1
On Tuesday:	7-1
On Wednesday:	7-1
On Thursday:	0-2
On Friday:	9-4
On Saturday:	12-6
On Sunday:	8-5
After a Loss:	11-8
Against Top-25 Teams:	7-13
Against Top-10 Teams:	6-11
Against Top-5 Teams:	3-3
In Day Games:	23-11
In Night Games:	20-9
Against Lefty Starters:	19-13
Against Righty Starters:	24-7
In 1-Run Games:	1-9
In 2-Run Games:	5-2
In 3-Run Games:	5-2
When Scoring First:	30-6
When Scoring in the 1st Inning:	23-8
When Leading at the End of 7 Innings:	40-2
When Trailing at the End of 7 Innings:	2-14
When Tied at the End of 7 Innings:	1-4
When Leading at the End of 8 Innings:	41-0
When Trailing at the End of 8 Innings:	1-17
When Tied at the End of 8 Innings:	0-3
In Extra Innings:	1-0
When Scoring 5 or More Runs:	40-7
When Allowing Less Than 5 Runs:	36-2
When Out-Hitting Opponents:	37-4
When Clemson Had 10 or More Hits:	34-6
When Clemson Hit a Home Run:	28-5
When Clemson Committed 0 or 1 Errors:	32-12
When Wearing Orange Jerseys:	6-5
When Wearing Purple Jerseys:	15-11
When Wearing White Jerseys:	22-4

Inning-By-Inning Scoring


Team	1	2	3	4	5	6	7	8	9	Ex.
Clemson	65	50	58	57	46	55	46	48	23	1
Opponents	36	21	33	25	44	16	28	33	11	0

Tiger Multiple Hit Game Leaders

# Player	2	3	4	5+	Total
13 Brad Miller	15	6	3	--	24
9 Phil Pohl	19	5	--	--	24
4 John Hinson	15	7	1	--	23
8 Richie Shaffer	15	6	--	--	21
3 Jeff Schaus	13	4	3	--	20
30 Will Lamb	11	7	--	1	19
26 Chris Epps	10	2	1	--	13
2 Jason Stolz	7	4	--	--	11
22 Spencer Kieboom	6	4	--	--	10
Totals	119	47	8	1	175

Tiger Multiple RBI Game Leaders

# Player	2	3	4	5+	Total
8 Richie Shaffer	11	3	2	--	16
13 Brad Miller	10	4	1	--	15
3 Jeff Schaus	11	2	--	--	13
26 Chris Epps	6	4	--	--	10
30 Will Lamb	8	2	--	--	10
4 John Hinson	5	2	--	1	8
22 Spencer Kieboom	6	1	1	--	8
9 Phil Pohl	5	3	--	--	8
2 Jason Stolz	4	1	--	--	5
Totals	73	23	4	1	101



IN FOUR YEARS (2008-11) AS A TIGER, JEFF SCHAUS TOTALED 213 RUNS, 311 HITS, 61 DOUBLES, AND 211 RBIs. ALL FOUR OF THOSE MARKS ARE WITHIN THE TOP SEVEN IN CLEMSON HISTORY.

2011 SEASON STATS

#	Player	Avg	GP-GS	AB	R	H	2B	3B	HR	RBI	TB	Slg%	BB	HP	SO	GDP	OB%	SF	SH	SB-SBA
13	Brad Miller	.395	56-54	195	53	77	11	3	5	50	109	.559	40	3	34	3	.498	3	2	21-26
30	Will Lamb	.348	59-59	227	46	79	11	4	3	39	107	.471	18	1	43	0	.389	6	2	13-17
9	Phil Pohl	.333	60-57	228	43	76	22	0	4	33	110	.482	17	8	29	3	.391	5	3	5-7
4	John Hinson	.331	60-60	245	62	81	12	3	9	41	126	.514	24	2	34	3	.388	5	4	23-29
3	Jeff Schaus	.323	63-63	229	43	74	20	2	0	43	98	.428	41	4	15	8	.427	5	1	10-18
8	Richie Shaffer	.315	63-63	222	62	70	15	2	13	55	128	.577	44	7	53	7	.438	3	0	8-9
26	Chris Epps	.292	61-57	195	44	57	6	2	10	42	97	.497	41	5	58	2	.422	3	1	11-14
2	Jason Stolz	.285	63-63	193	30	55	10	0	1	27	68	.352	17	5	35	5	.350	5	10	8-9
22	Spencer Kieboom	.282	53-51	170	22	48	10	0	1	31	61	.359	22	4	13	5	.365	7	3	0-0

----- Others -----

10	Mike Dunster	.500	12-1	12	6	6	1	0	0	2	7	.583	4	0	3	0	.625	0	0	0-0
1	Dominic Attanasio	.367	33-10	60	11	22	2	1	1	11	29	.483	6	0	12	0	.424	0	0	3-5
12	Jon McGibbon	.339	43-11	62	8	21	4	0	1	14	28	.452	14	2	17	1	.463	2	1	1-1
5	Joe Costigan	.250	14-0	8	2	2	0	0	0	4	2	.250	3	3	2	1	.571	0	0	0-0
25	Jon Surber	.250	4-0	4	1	1	0	0	0	0	1	.250	0	0	2	0	.250	0	0	0-0
48	Jay Cox	.182	8-0	11	0	2	1	0	0	2	3	.273	1	0	5	1	.250	0	0	0-0
18	Addison Johnson	.176	20-6	34	3	6	1	0	0	1	7	.206	1	0	4	1	.200	0	1	2-2
17	Steve Wilkerson	.173	42-12	52	13	9	0	0	0	5	9	.173	10	1	14	0	.308	2	0	1-3
37	Kevin Caughman	.125	9-0	8	0	1	1	0	0	1	2	.250	1	0	3	0	.222	0	0	0-0
16	Jake Fletcher	.000	4-0	3	0	0	0	0	0	0	0	.000	0	0	0	0	.000	0	0	0-0
CLEMSON		.318	63-63	2158	449	687	127	17	48	401	992	.460	304	45	376	40	.406	46	28	106-140
OPPONENTS		.239	63-63	2079	247	496	92	14	28	227	700	.337	183	39	486	42	.309	23	37	46-63

LOB - Team (512), Opp (442). DPs turned - Team (52), Opp (54). IBB - Team (11), Miller 3, Pohl 3, Hinson 2, Epps 1, Lamb 1, Schaus 1, Opp (3).

#	Player	ERA	W-L	APP	GS	CG	SHO/CBO	SV	IP	H	R	*ER	BB	SO	AB	O/BA	WP	HBP	BK
29	David Haselden	2.23	6-1	25	4	0	0/2	3	76.2	65	30	19	14	49	276	.236	2	6	0
23	Justin Sarratt	2.57	7-2	18	13	0	0/1	0	80.2	72	29	23	14	65	302	.238	5	5	0
28	Jonathan Meyer	3.31	5-2	23	7	1	0/1	1	68.0	55	26	25	19	63	249	.221	4	4	0
6	Dominic Leone	3.70	6-2	15	12	0	0/2	0	65.2	53	30	27	30	72	242	.219	3	2	0

----- Others -----

25	Jon Surber	0.00	0-0	5	0	0	0/0	0	4.2	4	1	0	4	6	16	.250	1	0	0
21	Kevin Pohle	1.93	5-2	17	3	0	0/3	0	32.2	37	9	7	10	17	131	.282	5	1	0
20	Scott Firth	3.06	5-1	16	7	0	0/2	0	50.0	42	24	17	27	38	187	.225	5	4	0
36	Matt Campbell	3.09	1-0	16	0	0	0/2	2	23.1	12	9	8	15	25	78	.154	2	3	0
39	Alex Frederick	3.34	0-3	27	2	0	0/1	3	35.0	28	16	13	13	29	122	.230	6	3	0
19	Kevin Brady	3.86	2-0	10	3	0	0/2	0	23.1	19	10	10	1	33	87	.218	0	1	1
33	Scott Weismann	4.89	3-5	24	8	0	0/1	7	57.0	62	34	31	17	51	222	.279	1	9	0
30	Will Lamb	5.11	1-1	10	4	0	0/3	0	24.2	24	15	14	11	29	95	.253	1	0	0
51	Joseph Moorefield	5.28	2-1	24	0	0	0/2	0	15.1	19	11	9	5	9	65	.292	0	1	0
18	Addison Johnson	9.00	0-0	1	0	0	0/0	0	1.0	3	1	1	0	0	5	.600	0	0	0
15	Mike Kent	54.00	0-0	1	0	0	0/0	0	0.1	1	2	2	3	0	2	.500	0	0	0
CLEMSON		3.32	43-20	63	63	1	7/7	16	558.1	496	247	206	183	486	2079	.239	35	39	1
OPPONENTS		6.48	20-43	63	63	4	2/1	9	540.1	687	449	389	304	376	2158	.318	63	45	6

PB - Team (5), Kieboom 3, Pohl 2, Opp (12). Pickoffs - Team (11), Kieboom 3, Sarratt 3, Firth 2, Haselden 1, Leone 1, Pohl 1, Opp (25). IBB - Team (3), Campbell 1, Haselden 1, Weismann 1, Opp (11). * - Clemson had no team unearned runs


Note: **Bold** denotes returning player.

FIELDING

#	Player	GP-GS	C	PO	A	E	Fld %	DP
30	Will Lamb	61-60	161	153	8	0	1.000	3
18	Addison Johnson	21-6	27	26	1	0	1.000	1
6	Dominic Leone	15-12	11	4	7	0	1.000	2
20	Scott Firth	16-7	9	3	6	0	1.000	0
10	Mike Dunster	12-1	7	3	4	0	1.000	0
16	Jake Fletcher	4-0	6	6	0	0	1.000	0
21	Kevin Pohle	17-3	5	0	5	0	1.000	0
33	Scott Weismann	24-8	4	0	4	0	1.000	0
5	Joe Costigan	14-0	3	3	0	0	1.000	0
19	Kevin Brady	10-3	2	1	1	0	1.000	0
51	Joseph Moorefield	24-0	2	1	1	0	1.000	0
36	Matt Campbell	16-0	1	0	1	0	1.000	0
48	Jay Cox	8-0	1	1	0	0	1.000	0
25	Jon Surber	9-0	1	1	0	0	1.000	0
22	Spencer Kieboom	53-51	366	326	38	2	.995	3
8	Richie Shaffer	63-63	472	429	40	3	.994	44
9	Phil Pohl	60-57	169	154	13	2	.988	1
12	Jon McGibbon	43-11	69	63	5	1	.986	5
26	Chris Epps	61-57	123	118	3	2	.984	0
3	Jeff Schaus	63-63	115	111	2	2	.983	0
1	Dominic Attanasio	33-10	24	23	0	1	.958	0
13	Brad Miller	56-54	242	80	150	12	.950	32
23	Justin Sarratt	18-13	20	6	13	1	.950	1
2	Jason Stolz	63-63	219	80	127	12	.945	31
17	Steve Wilkerson	42-12	61	24	32	5	.918	9
28	Jonathan Meyer	23-7	9	4	4	1	.889	0
4	John Hinson	60-60	151	42	88	21	.861	6
39	Alex Frederick	27-2	7	3	3	1	.857	1
29	David Haselden	25-4	19	7	9	3	.842	0
37	Kevin Caughman	9-0	5	3	1	1	.800	0
CLEMSON		63-63	2311	1675	566	70	.970	52
OPPONENTS		63-63	2306	1621	613	72	.969	54

Note: **Bold** denotes returning player.

RICHIE SHAFFER COMMITTED JUST THREE ERRORS AND HAD A .994 FIELDING PERCENTAGE AS A FIRST-BASEMAN AND THIRD-BASEMAN IN THE 2011 SEASON.



2011 RESULTS

**43-20 Overall, 17-13 ACC Regular Season, 2-1 ACC Tournament, 2-2 NCAA Tournament,
28-9 Home, 11-8 Away, 4-3 Neutral, 23-11 Day, 20-9 Night, 1-9 One-Run Games, 1-0 Extra Innings, 7-13 vs. Top-25 Teams**

Date	Opponent (Rank)	W-L	Score	Site	CU Rank	Clemson Pitcher	Opp. Pitcher	Time	CU R-H-E	Opp. R-H-E	Attendance
2-18	Eastern Michigan	W	14 - 3	H	10 - 4 - 5	• Weismann (1-0)	• Lewis (0-1)	2:33	14 - 16 - 1	3 - 7 - 0	6138
2-19	Eastern Michigan	L	6 - 7	H	10 - 4 - 5	• Pohle (0-1)	• Chaffins (1-0)	3:07	6 - 9 - 0	7 - 11 - 2	5407
2-20	Eastern Michigan	W	5 - 1	H	10 - 4 - 5	• Brady (1-0)	• Weber (0-1)	2:39	5 - 8 - 2	1 - 5 - 0	3985
2-25	# Cincinnati	W	15 - 4	H	11 - 6 - 5	• Weismann (2-0)	• Mergen (0-1)	2:54	15 - 15 - 1	4 - 7 - 1	4804
2-26	# Charleston Southern	W	19 - 1	H	11 - 6 - 5	• Haselden (1-0)	• Markham (1-1)	2:36	19 - 18 - 2	1 - 4 - 2	5089
2-27	*# Michigan State	W	8 - 0	N1	11 - 6 - 5	• Brady (2-0)	• Waszak (1-1)	2:23	8 - 12 - 0	0 - 4 - 0	4287
3- 2	Wofford	W	5 - 1	H	12 - 4 - 7	• Pohle (1-1)	• White (0-1)	2:44	5 - 6 - 1	1 - 8 - 3	3833
3- 4	South Carolina (4-6-4)	L	3 - 6	^A	12 - 4 - 7	• Weismann (2-1)	• Roth (3-0)	2:41	3 - 7 - 1	6 - 9 - 1	8242
3- 6	South Carolina (4-6-4)	W	10 - 5	H	12 - 4 - 7	• Moorefield (1-0)	• Price (0-1)	3:21	10 - 15 - 1	5 - 5 - 4	6320
3- 8	* South Carolina (4-6-4)	L	4 - 5	^N1	10 - 4 - 7	• Frederick (0-1)	• Koumas (1-0)	2:44	4 - 9 - 0	5 - 8 - 1	7125
3-11	* Virginia (11-10-6)	L	0 - 5	H	10 - 4 - 7	• Weismann (2-2)	• Hultzen (4-0)	2:54	0 - 5 - 2	5 - 10 - 0	4051
3-12	* Virginia (11-10-6)	L	7 - 8	H	10 - 4 - 7	• Frederick (0-2)	• Mayberry (3-0)	3:10	7 - 10 - 4	8 - 11 - 2	5374
3-13	* Virginia (11-10-6)	L	6 - 7	H	10 - 4 - 7	• Haselden (1-1)	• Hunt (1-0)	3:31	6 - 8 - 1	7 - 12 - 4	4009
3-16	* Presbyterian College	L	3 - 4	^N1	16 - 16 - 17	• Sarratt (0-1)	• Knox (2-1)	2:38	3 - 7 - 3	4 - 10 - 0	1851
3-18	* Duke	W	9 - 6	^H	16 - 16 - 17	• Meyer (1-0)	• Van Orden (2-3)	2:33	9 - 14 - 3	6 - 11 - 2	4166
3-19	* Duke	W	16 - 7	^H	16 - 16 - 17	• Pohle (2-1)	• Pfisterer (1-1)	2:54	16 - 18 - 2	7 - 11 - 2	4315
3-20	* Duke	W	9 - 3	H	16 - 16 - 17	• Firth (1-0)	• Stroman (1-1)	2:48	9 - 17 - 3	3 - 3 - 1	3794
3-22	Elon	W	7 - 2	^H	19 - 15 - 19	• Sarratt (1-1)	• Girdwood (2-2)	2:49	7 - 11 - 2	2 - 7 - 0	3478
3-23	Elon	W	9 - 2	H	19 - 15 - 19	• Lamb (1-0)	• Fisher (0-1)	2:43	9 - 11 - 1	2 - 9 - 2	3302
3-25	* N.C. State	L	0 - 6	^A	19 - 15 - 19	• Weismann (2-3)	• MAZZONI (2-2)	2:38	0 - 4 - 1	6 - 12 - 0	1176
3-26	* N.C. State	L	3 - 5	A	19 - 15 - 19	• Leone (0-1)	• Chamra (4-0)	2:30	3 - 6 - 1	5 - 7 - 0	967
3-27	* N.C. State	W	7 - 3	A	19 - 15 - 19	• Firth (2-0)	• Healey (1-3)	2:56	7 - 8 - 0	3 - 5 - 2	810
3-29	Georgia	W	11 - 5	^H	NR - 16 - 23	• Pohle (3-1)	• Boling (0-2)	3:24	11 - 11 - 1	5 - 11 - 0	3942
4- 1	* North Carolina (16-11-6)	L	3 - 13	^A	NR - 16 - 23	• Weismann (2-4)	• P. Johnson (6-0)	3:04	3 - 5 - 3	13 - 10 - 0	1386
4- 2	* North Carolina (16-11-6)	L	5 - 9	A	NR - 16 - 23	• Moorefield (1-1)	• Morin (2-1)	3:28	5 - 12 - 1	9 - 9 - 1	3014
4- 3	* North Carolina (16-11-6)	L	4 - 5	A	NR - 16 - 23	• Lamb (1-1)	• Penny (1-0)	2:56	4 - 12 - 1	5 - 6 - 0	2912
4- 5	Coastal Carolina	W ⁽¹⁰⁾	5 - 4	^H		• Haselden (2-1)	• Coons (1-3)	2:58	5 - 12 - 0	4 - 8 - 0	3450
4- 6	Western Carolina	W	12 - 3	^H		• Weismann (3-4)	• Curtis (1-2)	2:53	12 - 10 - 0	3 - 10 - 2	3482
4- 8	* Maryland	W	12 - 3	^H		• Meyer (2-0)	• Carroll (5-2)	3:00	12 - 13 - 1	3 - 8 - 3	4119
4- 9	* Maryland	W	7 - 0	^H		• Firth (3-0)	• Potter (2-4)	2:45	7 - 13 - 1	0 - 3 - 1	5074
4-10	* Maryland	L	6 - 7	H		• Frederick (0-3)	• Wacker (2-1)	3:07	6 - 9 - 0	7 - 9 - 0	4537
4-12	Presbyterian College	W	7 - 2	^H		• Sarratt (2-1)	• Richardson (4-3)	2:23	7 - 12 - 1	2 - 5 - 0	3323
4-15	* Boston College	W	9 - 2	A		• Leone (1-1)	• Bayuk (3-4)	2:54	9 - 11 - 0	2 - 7 - 0	477
4-16	* Boston College ⁽¹⁾	W	7 - 5	A		• Haselden (3-1)	• Leonard (4-4)	2:52	7 - 14 - 1	5 - 10 - 1	-----
4-16	* Boston College ⁽²⁾	W	9 - 2	A		• Meyer (3-0)	• Alvarez (0-1)	2:43	9 - 12 - 0	2 - 6 - 4	1342
4-20	Georgia	W	5 - 2	^A		• Sarratt (3-1)	• Cornwell (1-3)	2:49	5 - 8 - 2	2 - 9 - 0	2297
4-22	* Wake Forest	W	2 - 0	^H		• Leone (2-1)	• Holmes (2-3)	2:29	2 - 6 - 0	0 - 3 - 3	4685
4-23	* Wake Forest	L	3 - 9	^H		• Firth (3-1)	• COONEY (5-2)	2:50	3 - 9 - 3	9 - 12 - 1	5280
4-24	* Wake Forest	W	10 - 4	H		• Meyer (4-0)	• Stadler (1-7)	2:52	10 - 12 - 1	4 - 6 - 4	4112
4-26	Furman	W	5 - 0	^H	NR - 25 - 23	• Sarratt (4-1)	• Gottlieb (0-2)	2:15	5 - 7 - 0	0 - 6 - 3	3298
4-27	Western Carolina	W ⁽⁸⁾	6 - 4	^A	NR - 25 - 23	• Haselden (4-1)	• McKinney (0-1)	2:45	6 - 13 - 0	4 - 7 - 0	529
4-29	* Georgia Tech (12-9-11)	W	4 - 2	^H	NR - 25 - 23	• Leone (3-1)	• Pope (9-2)	2:43	4 - 11 - 4	2 - 2 - 2	4706
4-30	* Georgia Tech (12-9-11)	L	1 - 5	H	NR - 25 - 23	• Meyer (4-1)	• BRADLEY (5-2)	2:20	1 - 7 - 2	5 - 10 - 2	5377
5- 1	* Georgia Tech (12-9-11)	W	3 - 1	H	NR - 25 - 23	• Sarratt (5-1)	• FARMER (7-2)	2:02	3 - 4 - 1	1 - 4 - 0	4419
5- 7	Gardner-Webb ⁽¹⁾	W	13 - 1	H	22 - 21 - 16	• Leone (4-1)	• Paeplow (3-2)	2:34	13 - 11 - 0	1 - 5 - 0	-----
5- 7	Gardner-Webb ⁽²⁾	W	12 - 0	^H	22 - 21 - 16	• Meyer (5-1)	• Heiligenstadt (3-4)	2:29	12 - 20 - 0	0 - 5 - 1	5151
5- 8	Gardner-Webb	W	5 - 1	A	22 - 21 - 16	• Sarratt (6-1)	• Pagan (3-2)	2:34	5 - 10 - 2	1 - 4 - 1	1328
5-10	* Furman	W	5 - 1	^N1	20 - 20 - 16	• Firth (4-1)	• Friedman (1-3)	2:52	5 - 11 - 1	1 - 7 - 0	3526
5-11	East Tennessee State	W	8 - 3	^H	20 - 20 - 16	• Pohle (4-1)	• Freeman (3-3)	2:40	8 - 14 - 3	3 - 8 - 0	1421
5-14	* Virginia Tech ⁽¹⁾	W	7 - 2	A	20 - 20 - 16	• Leone (5-1)	• Mantiply (5-7)	2:39	7 - 14 - 0	2 - 8 - 0	-----
5-14	* Virginia Tech ⁽²⁾	W	8 - 3	A	20 - 20 - 16	• Moorefield (2-1)	• Zecchino (5-5)	2:43	8 - 13 - 0	3 - 6 - 1	713
5-15	* Virginia Tech	L	2 - 3	A	20 - 20 - 16	• MEYER (5-2)	• Parsons (7-2)	2:32	2 - 7 - 0	3 - 8 - 1	943
5-17	Davidson	W	19 - 0	^H	18 - 18 - 15	• Pohle (5-1)	• Russell (2-4)	3:05	19 - 23 - 0	0 - 7 - 2	3396
5-19	* Florida State (4-9-6)	L	6 - 8	^A	18 - 18 - 15	• Leone (5-2)	• Gilmartin (10-1)	2:47	6 - 10 - 3	8 - 9 - 2	4692
5-20	* Florida State (4-9-6)	W	7 - 4	A	18 - 18 - 15	• Sarratt (7-1)	• Benincasa (2-1)	3:20	7 - 13 - 0	4 - 7 - 2	4973
5-21	* Florida State (4-9-6)	W	8 - 5	A	18 - 18 - 15	• Haselden (5-1)	• M. McGee (2-3)	2:54	8 - 9 - 0	5 - 8 - 2	4761
5-25	+ Georgia Tech (11-8-15)	W	9 - 0	N2	14 - 18 - 14	• Leone (6-2)	• Pope (11-4)	2:45	9 - 13 - 0	0 - 6 - 2	1571
5-26	+ Florida State (7-12-8)	L	3 - 6	N2	14 - 18 - 14	• Sarratt (7-2)	• Gilmartin (11-1)	2:49	3 - 10 - 0	6 - 13 - 0	2416
5-28	+ N.C. State	W	6 - 3	N2	14 - 18 - 14	• Campbell (1-0)	• Rice (1-1)	3:00	6 - 8 - 1	3 - 8 - 0	4255
6- 3	\$ Sacred Heart	W	11 - 1	^H	14 - 19 - 12	• Firth (5-1)	• Scribner (9-3)	2:33	11 - 12 - 0	1 - 7 - 0	5194
6- 4	\$ Coastal Carolina (NR-21-NR)	W	12 - 7	^H	14 - 19 - 12	• Haselden (6-1)	• Hessler (2-3)	3:04	12 - 14 - 2	7 - 12 - 1	5408
6- 5	\$ Connecticut (18-16-24)	L	6 - 7	^H	14 - 19 - 12	• Weismann (3-5)	• Vance (1-0)	3:17	6 - 12 - 0	7 - 14 - 1	4877
6- 6	\$ Connecticut (18-16-24)	L	1 - 14	^H	14 - 19 - 12	• Pohle (5-2)	• Nappo (10-2)	2:53	1 - 6 - 3	14 - 17 - 0	4838

* - ACC regular-season game; # - First Pitch Invitational; ^N1 - Greenville, SC (Fluor Field); +, N2 - ACC Tournament at Durham, NC; \$ - NCAA Regional at Clemson, SC; ^ - night game; - - decision came in a starting role; Note: Pitchers in ALL CAPS denotes a complete game; **bold** denotes a Clemson home game; rankings by Baseball America, Collegiate Baseball, Sports Weekly; official home attendance (36 dates): 158,154 (4,393 per date).



2011 ACC REGULAR-SEASON STATS

#	Player	Avg	GP-GS	AB	R	H	2B	3B	HR	RBI	TB	Slg%	BB	HP	SO	GDP	OB%	SF	SH	SB-SBA
13	Brad Miller	.426	25-24	94	21	40	6	2	2	19	56	.596	11	2	22	1	.495	0	1	9-11
3	Jeff Schaus	.362	30-30	116	25	42	12	2	0	24	58	.500	19	1	5	2	.449	2	0	6-9
9	Phil Pohl	.330	28-28	115	17	38	9	0	2	17	53	.461	9	5	18	0	.400	1	1	2-3
30	Will Lamb	.318	28-28	110	19	35	7	1	2	19	50	.455	8	0	23	0	.355	3	2	8-9
8	Richie Shaffer	.303	30-30	109	24	33	9	1	3	19	53	.486	19	4	33	2	.424	0	0	2-2
4	John Hinson	.278	29-29	115	26	32	4	1	4	18	50	.435	11	2	16	2	.344	3	4	9-13
26	Chris Epps	.261	28-27	92	13	24	2	0	3	15	35	.380	15	2	35	0	.373	1	0	2-4
22	Spencer Kieboom	.241	23-23	79	9	19	5	0	1	10	27	.342	8	1	8	3	.311	2	1	0-0
2	Jason Stolz	.227	30-30	97	12	22	5	0	0	11	27	.278	9	2	24	2	.297	3	3	0-1
----- Others -----																				
12	Jon McGibbon	.345	19-5	29	2	10	2	0	1	5	15	.517	6	0	10	0	.457	0	0	0-0
1	Dominic Attanasio	.207	14-6	29	3	6	1	1	0	4	9	.310	6	0	7	0	.343	0	0	2-3
18	Addison Johnson	.167	9-2	12	1	2	0	0	0	0	2	.167	0	0	2	1	.167	0	1	0-0
10	Mike Dunster	.167	5-1	6	1	1	0	0	0	0	1	.167	1	0	3	0	.286	0	0	0-0
17	Steve Wilkerson	.087	19-7	23	7	2	0	0	0	2	2	.087	6	1	11	0	.290	1	0	1-3
25	Jon Surber	.000	1-0	1	0	0	0	0	0	0	0	.000	0	0	1	0	.000	0	0	0-0
5	Joe Costigan	.000	5-0	2	0	0	0	0	0	0	0	.000	1	2	1	0	.600	0	0	0-0
37	Kevin Caughman	-----	2-0	0	0	0	0	0	0	0	0	-----	0	0	0	0	-----	0	0	0-0
48	Jay Cox	-----	1-0	0	0	0	0	0	0	0	0	-----	1	0	0	0	1.000	0	0	0-0
CLEMSON		.297	30-30	1029	180	306	62	8	18	163	438	.426	130	22	219	13	.383	16	13	41-58
OPPONENTS		.238	30-30	980	142	233	49	5	14	131	334	.341	108	23	235	20	.324	14	18	34-42

LOB - Team (248), Opp (213). DPs turned - Team (23), Opp (20). IBB - Team (4), Miller 2, Epps 1, Pohl 1, Opp (1).

#	Player	ERA	W-L	APP	GS	CG	SHO/CBO	SV	IP	H	R	*ER	BB	SO	AB	O/BA	WP	HBP	BK
20	Scott Firth	2.78	3-1	8	6	0	0/1	0	32.1	24	17	10	21	24	119	.202	4	2	0
28	Jonathan Meyer	3.06	4-2	11	5	1	0/0	0	50.0	38	18	17	15	48	180	.211	1	4	0
6	Dominic Leone	3.72	4-2	10	8	0	0/1	0	46.0	37	21	19	21	51	168	.220	2	2	0
29	David Haselden	3.94	2-1	10	2	0	0/1	1	32.0	34	24	14	7	22	126	.270	1	2	0
----- Others -----																			
25	Jon Surber	0.00	0-0	1	0	0	0/0	0	1.0	0	0	0	2	2	3	.000	1	0	0
21	Kevin Pohle	2.31	1-0	8	0	0	0/0	0	11.2	12	5	3	5	7	47	.255	4	1	0
23	Justin Sarratt	2.78	2-0	5	3	0	0/0	0	22.2	17	8	7	5	20	83	.205	2	3	0
39	Alex Frederick	3.00	0-2	12	0	0	0/0	3	12.0	9	4	4	5	9	38	.237	2	1	0
36	Matt Campbell	3.38	0-0	7	0	0	0/0	1	10.2	5	5	4	7	13	35	.143	1	2	0
33	Scott Weismann	6.14	0-3	13	4	0	0/1	5	29.1	36	23	20	11	26	118	.305	1	5	0
19	Kevin Brady	6.75	0-0	2	0	0	0/0	0	2.2	3	2	2	0	4	10	.300	0	0	1
30	Will Lamb	8.38	0-1	3	2	0	0/0	0	9.2	10	9	9	7	6	35	.286	0	0	0
51	Joseph Moorefield	14.73	1-1	7	0	0	0/0	0	3.2	8	6	6	2	3	18	.444	0	1	0
	CLEMSON	3.93	17-13	30	30	1	2/2	10	263.2	233	142	115	108	235	980	.238	19	23	1
	OPPONENTS	5.07	13-17	30	30	4	2/1	5	261.0	306	180	147	130	219	1029	.297	27	22	2

PB - Team (3), Kieboom 2, Pohl 1, Opp (7). Pickoffs - Team (4), Firth 1, Kieboom 1, Leone 1, Sarratt 1, Opp (15). IBB - Team (1), Campbell 1, Opp (4). * - Clemson had no team unearned runs

Note: Bold denotes returning player.

CAREER STATS OF 2012 PLAYERS

#	Player	Avg	GP-GS	AB	R	H	2B	3B	HR	RBI	TB	Slg%	BB	HP	SO	GDP	OB%	SF	SH	SB-SBA
10	Mike Dunster	.500	12-1	12	6	6	1	0	0	2	7	.583	4	0	3	0	.625	0	0	0-0
1	Dominic Attanasio	.367	33-10	60	11	22	2	1	1	11	29	.483	6	0	12	0	.424	0	0	3-5
12	Jon McGibbon	.339	43-11	62	8	21	4	0	1	14	28	.452	14	2	17	1	.463	2	1	1-1
8	Richie Shaffer	.318	111-107	380	107	121	26	2	20	91	211	.555	62	14	89	8	.426	6	0	10-11
9	Phil Pohl	.285	135-94	361	64	103	33	1	6	55	156	.432	31	20	62	3	.368	6	5	5-8
2	Jason Stolz	.283	155-127	417	69	118	20	0	3	62	147	.353	36	12	81	10	.352	7	18	19-25
22	Spencer Kieboom	.278	83-64	227	32	63	15	0	1	41	81	.357	28	4	20	9	.357	7	5	0-0
5	Joe Costigan	.250	14-0	8	2	2	0	0	0	4	2	.250	3	3	2	1	.571	0	0	0-0
25	Jon Surber	.250	4-0	4	1	1	0	0	0	0	1	.250	0	0	2	0	.250	0	0	0-0
17	Steve Wilkerson	.173	42-12	52	13	9	0	0	0	5	9	.173	10	1	14	0	.308	2	0	1-3
37	Kevin Caughman	.100	13-0	10	0	1	1	0	0	1	2	.200	1	1	3	2	.250	0	0	0-0
16	Jake Fletcher	.000	4-0	3	0	0	0	0	0	0	0	.000	0	0	0	0	.000	0	0	0-0
#	Player	ERA	W-L	APP	GS	CG	SHO/CBO	SV	IP	H	R	ER	BB	SO	AB	O/BA	WP	HBP	BK	
21	Kevin Pohle	1.93	5-2	17	3	0	0/3	0	32.2	37	9	7	10	17	131	.282	5	1	0	
36	Matt Campbell	3.09	1-0	16	0	0	0/2	2	23.1	12	9	8	15	25	78	.154	2	3	0	
29	David Haselden	3.26	11-5	54	7	0	0/4	5	135.1	133	64	49	28	94	511	.260	5	12	1	
20	Scott Firth	3.27	7-2	32	11	0	0/2	0	82.2	85	45	30	39	63	325	.262	7	7	1	
19	Kevin Brady	3.91	3-0	36	8	0	0/3	1	71.1	75	35	31	14	86	276	.272	2	7	1	
28	Jonathan Meyer	4.08	7-3	43	7	1	0/1	3	97.0	89	46	44	27	86	369	.241	6	5	0	
6	Dominic Leone	4.21	9-4	37	22	0	0/3	0	124.0	122	71	58	52	112	478	.255	9	11	2	
51	Joseph Moorefield	5.40	2-1	30	0	0	0/2	0	20.0	24	14	12	10	13	81	.296	0	1	0	
15	Mike Kent	8.80	1-1	7	2	0	0/0	0	15.1	16	16	15	13	8	61	.262	1	0	0	

Note: Only includes stats of players while at Clemson.

2011 POSTSEASON STATS

ACC TOURNAMENT

#	Player	Avg	GP-GS	AB	R	H	2B	3B	HR	RBI	TB	Slg%	BB	HP	SO	GDP	OB%	SF	SH	SB-SBA
2	Jason Stolz	.500	3-3	8	2	4	2	0	0	1	6	.750	1	0	0	0	.500	1	0	1-1
3	Jeff Schaus	.385	3-3	13	2	5	2	0	0	2	7	.538	0	0	0	1	.385	0	0	0-0
30	Will Lamb	.364	3-3	11	4	4	0	0	0	1	4	.364	1	0	1	0	.385	1	0	0-0
9	Phil Pohl	.333	3-3	12	3	4	2	0	0	1	6	.500	1	0	0	0	.357	1	0	0-0
26	Chris Epps	.333	3-3	9	2	3	1	0	2	5	10	1.111	3	1	2	1	.538	0	0	1-1
13	Brad Miller	.250	3-3	12	2	3	0	0	1	2	6	.500	1	0	1	1	.308	0	0	0-0
4	John Hinson	.231	3-3	13	1	3	1	0	0	0	4	.308	2	0	2	0	.333	0	0	0-1
8	Richie Shaffer	.231	3-3	13	2	3	1	0	1	5	7	.538	0	0	2	0	.231	0	0	1-1
22	Spencer Kieboom	.200	3-3	10	0	2	1	0	0	0	3	.300	1	0	1	0	.273	0	0	0-0
----- Others -----																				
1	Dominic Attanasio	.000	1-0	1	0	0	0	0	0	0	0	.000	0	0	0	0	.000	0	0	0-0
17	Steve Wilkerson	.000	2-0	2	0	0	0	0	0	0	0	.000	0	0	0	0	.000	0	0	0-0
12	Jon McGibbon	-----	1-0	0	0	0	0	0	0	0	0	-----	1	0	0	0	1.000	0	0	0-0
CLEMSON		.298	3-3	104	18	31	10	0	4	17	53	.510	11	1	9	3	.361	3	0	3-4
OPPONENTS		.284	3-3	95	9	27	6	2	1	8	40	.421	10	3	14	5	.360	3	2	0-0

LOB - Team (20), Opp (23). DPs turned - Team (6), Opp (5). IBB - Team (0), Opp (0).

#	Player	ERA	W-L	APP	GS	CG	SHO/CBO	SV	IP	H	R	*ER	BB	SO	AB	O/BA	WP	HBP	BK
6	Dominic Leone	0.00	1-0	1	1	0	0/1	0	5.0	4	0	0	4	5	19	.211	1	0	0
29	David Haselden	1.35	0-0	2	0	0	0/1	1	6.2	5	1	1	1	2	22	.227	0	1	0
23	Justin Sarratt	7.20	0-1	1	1	0	0/0	0	5.0	6	4	4	3	0	16	.375	1	1	0
----- Others -----																			
36	Matt Campbell	0.00	1-0	1	0	0	0/0	0	2.1	1	0	0	0	1	6	.167	0	1	0
33	Scott Weismann	0.00	0-0	2	0	0	0/0	1	2.0	1	0	0	1	2	6	.167	0	0	0
39	Alex Frederick	0.00	0-0	2	0	0	0/0	0	1.2	4	0	0	0	0	8	.500	0	0	0
19	Kevin Brady	0.00	0-0	2	0	0	0/0	0	1.1	1	0	0	0	2	5	.200	0	0	0
20	Scott Firth	6.75	0-0	1	0	0	0/0	0	1.1	2	1	1	0	1	6	.333	0	0	0
28	Jonathan Meyer	13.50	0-0	1	1	0	0/0	0	1.1	2	2	2	1	1	5	.400	0	0	0
51	Joseph Moorefield	27.00	0-0	2	0	0	0/0	0	0.1	1	1	1	0	0	2	.500	0	0	0
	CLEMSON	3.00	2-1	3	3	0	1/1	2	27.0	27	9	9	10	14	95	.284	2	3	0
	OPPONENTS	4.33	1-2	3	3	0	0/0	1	27.0	31	18	13	11	9	104	.298	1	1	1

PB - Team (0), Opp (1). Pickoffs - Team (0), Opp (0). IBB - Team (0), Opp (0). * - Clemson had no team unearned runs

Note: **Bold** denotes returning player.

NCAA TOURNAMENT

#	Player	Avg	GP-GS	AB	R	H	2B	3B	HR	RBI	TB	Slg%	BB	HP	SO	GDP	OB%	SF	SH	SB-SBA
4	John Hinson	.471	4-4	17	7	8	1	0	2	6	15	.882	3	0	4	0	.550	0	0	2-2
30	Will Lamb	.400	4-4	15	6	6	0	1	1	2	11	.733	2	1	1	0	.500	0	0	0-0
9	Phil Pohl	.389	4-4	18	2	7	3	0	0	1	10	.556	1	0	1	0	.421	0	0	0-1
8	Richie Shaffer	.385	4-4	13	2	5	1	0	2	5	12	.923	4	0	3	0	.500	1	0	1-1
2	Jason Stolz	.385	4-4	13	2	5	1	0	0	2	6	.462	1	0	3	0	.429	0	1	0-0
26	Chris Epps	.333	4-4	12	4	4	0	0	0	3	4	.333	6	0	2	1	.556	0	0	1-1
3	Jeff Schaus	.286	4-4	14	4	4	1	0	0	1	5	.357	4	0	2	0	.444	0	0	1-1
22	Spencer Kieboom	.143	4-4	14	1	2	0	0	0	4	2	.143	1	0	1	0	.188	1	1	0-0
13	Brad Miller	.125	4-4	16	2	2	0	0	0	4	2	.125	2	0	3	0	.211	1	0	0-1
----- Others -----																				
10	Mike Dunster	.500	2-0	2	0	1	0	0	0	0	1	.500	0	0	0	0	.500	0	0	0-0
1	Dominic Attanasio	.000	1-0	1	0	0	0	0	0	0	0	.000	0	0	0	0	.000	0	0	0-0
17	Steve Wilkerson	.000	3-0	2	0	0	0	0	0	0	0	.000	0	0	0	0	.000	0	0	0-0
12	Jon McGibbon	.000	3-0	3	0	0	0	0	0	0	0	.000	0	0	1	0	.000	0	0	0-0
5	Joe Costigan	-----	2-0	0	0	0	0	0	0	0	0	-----	0	1	0	0	1.000	0	0	0-0
CLEMSON		.314	4-4	140	30	44	7	1	5	28	68	.486	24	2	21	1	.414	3	2	5-7
OPPONENTS		.333	4-4	150	29	50	7	2	3	29	70	.467	9	1	31	1	.375	0	3	0-5

LOB - Team (36), Opp (27). DPs turned - Team (4), Opp (2). IBB - Team (0), Opp (1).

#	Player	ERA	W-L	APP	GS	CG	SHO/CBO	SV	IP	H	R	*ER	BB	SO	AB	O/BA	WP	HBP	BK
20	Scott Firth	1.50	1-0	1	1	0	0/0	0	6.0	6	1	1	1	5	24	.250	0	1	0
39	Alex Frederick	3.60	0-0	3	0	0	0/0	0	5.0	4	4	2	1	4	17	.235	1	0	0
29	David Haselden	4.15	1-0	2	0	0	0/0	0	4.1	7	3	2	0	2	19	.368	0	0	0
23	Justin Sarratt	4.76	0-0	1	1	0	0/0	0	5.2	8	3	3	1	5	24	.333	1	0	0
6	Dominic Leone	8.31	0-0	1	1	0	0/0	0	4.1	7	5	4	2	4	20	.350	0	0	0
----- Others -----																			
25	Jon Surber	0.00	0-0	1	0	0	0/0	0	1.0	0	0	0	0	3	3	.000	0	0	0
33	Scott Weismann	3.86	0-1	2	0	0	0/0	0	2.1	4	1	1	1	2	10	.400	0	0	0
36	Matt Campbell	10.13	0-0	1	0	0	0/0	0	2.2	2	3	3	2	2	9	.222	0	0	0
21	Kevin Pohle	11.57	0-1	2	1	0	0/0	0	2.1	6	3	3	1	1	13	.462	0	0	0
19	Kevin Brady	27.00	0-0	2	0	0	0/0	0	2.0	6	6	6	0	3	11	.545	0	0	0
	CLEMSON	6.31	2-2	4	4	0	0/0	0	35.2	50	29	25	9	31	150	.333	2	1	0
	OPPONENTS	6.94	2-2	4	4	0	0/0	1	35.0	44	30	27	24	21	140	.314	1	2	0

PB - Team (0), Opp (0). Pickoffs - Team (1), Kieboom 1, Opp (1). IBB - Team (1), Weismann 1, Opp (0). * - Clemson had no team unearned runs

Note: **Bold** denotes returning player.

2011 SUPERLATIVES

Team	
At-Bats	44 vs. Davidson, 5/17
Runs	19 vs. Charleston Southern, 2/26
	19 vs. Davidson, 5/17
Runs in Inning	7 vs. Duke, 3/19 (4th)
	7 vs. Georgia, 3/29 (6th)
	7 vs. Gardner-Webb, 5/7 ⁽¹⁾ (7th)
Hits	23 vs. Davidson, 5/17
Batting Average	.523 vs. Davidson, 5/17
RBIs	17 vs. Charleston Southern, 2/26
Doubles	6 vs. Duke, 3/19
Triples	3 vs. Maryland, 4/8
Home Runs	3 vs. N.C. State, 5/28
	3 vs. Coastal Carolina, 6/4
Extra Base Hits	7 vs. Duke, 3/19
	7 vs. Boston College, 4/15
Total Bases	33 vs. Davidson, 5/17
Slugging Percentage	.750 vs. Duke, 3/19
	.750 vs. Davidson, 5/17
	.750 vs. Coastal Carolina, 6/4
Walks By Clemson Hitters	12 vs. Cincinnati, 2/25
Runners Left on Base	14 vs. Duke, 3/20
Sacrifice Bunts	2 vs. many (7)
Sacrifice Flies	5 vs. Eastern Michigan, 2/18
Hit-By-Pitch	3 vs. Wofford, 3/2
Stolen Bases	7 vs. Boston College, 4/16 ⁽²⁾
Stolen Base Attempts	8 vs. Boston College, 4/16 ⁽²⁾
Putouts	30 vs. Coastal Carolina*, 4/5
Assists	19 vs. Virginia, 3/13
Double Plays Turned	3 vs. Cincinnati, 2/25
	3 vs. Michigan State, 2/27
	3 vs. N.C. State, 5/28
Errors	4 vs. Virginia, 3/12
	4 vs. Georgia Tech, 4/29
Scoring Margin	+19 vs. Davidson, 5/17
Longest Game	3:31 vs. Virginia, 3/13
Shortest Game	2:02 vs. Georgia Tech, 5/1
Innings Pitched	10.0 vs. Coastal Carolina*, 4/5
Strikeouts By Clemson Pitchers	15 vs. Presbyterian College, 3/16

Individual	
At-Bats	6 by Will Lamb vs. Duke, 3/20
	6 by Chris Epps vs. Davidson, 5/17
Runs	6 by John Hinson vs. many (2)
Hits	4 by Richie Shaffer vs. Charleston Southern, 2/26
RBIs	5 by Will Lamb vs. Davidson, 5/17
Doubles	5 by John Hinson vs. Charleston Southern, 2/26
Triples	2 by many (5), many times (10)
Home Runs	1 by many (7), many times (17)
Extra Base Hits	1 by many (10), many times (48)
Total Bases	2 by many (9), many times (16)
Walks By Clemson Hitters	9 by Chris Epps vs. Davidson, 5/17
Sacrifice Bunts	4 by Steve Wilkerson vs. Duke, 3/19
Sacrifice Flies	2 by Jason Stolz vs. Wofford, 3/2
	2 by Spencer Kieboom vs. Eastern Michigan, 2/18
	2 by Will Lamb vs. Duke, 3/19
Hit-By-Pitch	1 by many (12), many times (45)
Stolen Bases	3 by Brad Miller vs. Wake Forest, 4/22
Stolen Base Attempts	3 by Dominic Attanasio vs. Boston College, 4/16 ⁽²⁾
	3 by Brad Miller vs. Wake Forest, 4/22
Putouts	15 by Phil Pohl vs. Presbyterian College, 3/16
	15 by Richie Shaffer vs. Coastal Carolina*, 4/5
Assists	7 by Brad Miller vs. Charleston Southern, 2/26
	7 by Jason Stolz vs. Coastal Carolina*, 4/5
	7 by Brad Miller vs. Maryland, 4/10
Errors	3 by Steve Wilkerson vs. Duke, 3/20
Innings Pitched	8.1 by Dominic Leone vs. Wake Forest, 4/22
	8.1 by Justin Sarratt vs. Georgia Tech, 5/1
Strikeouts By Clemson Pitchers	10 by Kevin Brady vs. Eastern Michigan, 2/20
	10 by Justin Sarratt vs. Elon, 3/22
	10 by Dominic Leone vs. many (2)

* - 10-inning game; Note: **Bold** denotes a Clemson home game.


2011 HOME RUNS

#	Player ^(#)	Opponent (Date)	Inn.	Outs	H	A/L/R
1.	Epps ⁽¹⁾	Eastern Michigan (2/18)	1	0	1	R
2.	Epps ⁽²⁾	Eastern Michigan (2/20)	3	0	2	R
3.	Hinson ⁽¹⁾	# Charleston Southern (2/26)	2	2	4	R
4.	Pohl ⁽¹⁾	# Charleston Southern (2/26)	4	2	2	L
5.	Shaffer ⁽¹⁾	*# Michigan State (2/27)	8	1	1	L
6.	Shaffer ⁽²⁾	* South Carolina (3/8)	4	2	1	L
7.	Shaffer ⁽³⁾	* Virginia (3/12)	6	2	2	R
8.	Pohl ⁽²⁾	* Presbyterian College (3/16)	5	0	1	L
9.	Epps ⁽³⁾	* Duke (3/19)	1	2	1	R
10.	Epps ⁽⁴⁾	* Duke (3/20)	5	1	1	R
11.	Attanasio ⁽¹⁾	Elon (3/23)	4	2	2	R
12.	McGibbon ⁽¹⁾	* N.C. State (3/27)	4	2	1	R
13.	Hinson ⁽²⁾	* N.C. State (3/27)	5	0	1	R
14.	Epps ⁽⁵⁾	Georgia (3/29)	5	0	1	R
15.	Shaffer ⁽⁴⁾	Georgia (3/29)	6	2	4	R
16.	Stolz ⁽¹⁾	Western Carolina (4/6)	4	0	2	L
17.	Hinson ⁽³⁾	Western Carolina (4/6)	5	2	1	R
18.	Pohl ⁽³⁾	* Maryland (4/9)	6	1	2	R
19.	Shaffer ⁽⁵⁾	Presbyterian College (4/12)	4	0	1	L
20.	Hinson ⁽⁴⁾	Presbyterian College (4/12)	6	1	1	R
21.	Hinson ⁽⁵⁾	* Boston College (4/15)	1	0	1	L
22.	Lamb ⁽¹⁾	* Boston College (4/15)	2	1	1	L
23.	Miller ⁽¹⁾	Georgia (4/20)	1	2	3	R
24.	Kieboom ⁽¹⁾	* Wake Forest (4/24)	2	1	1	L
25.	Miller ⁽²⁾	Furman (4/26)	3	0	3	L
26.	Pohl ⁽⁴⁾	* Georgia Tech (5/1)	1	1	1	R
27.	Shaffer ⁽⁶⁾	Gardner-Webb (5/7) ⁽²⁾	4	2	2	L
28.	Shaffer ⁽⁷⁾	Gardner-Webb (5/8)	8	0	1	R
29.	Epps ⁽⁶⁾	East Tennessee State (5/11)	6	1	1	R
30.	Hinson ⁽⁶⁾	* Virginia Tech (5/14) ⁽²⁾	3	0	2	R
31.	Miller ⁽³⁾	* Virginia Tech (5/14) ⁽²⁾	8	1	3	L
32.	Shaffer ⁽⁸⁾	Davidson (5/17)	2	2	3	L
33.	Epps ⁽⁷⁾	Davidson (5/17)	3	0	1	L
34.	Miller ⁽⁴⁾	* Florida State (5/19)	1	2	1	L
35.	Shaffer ⁽⁹⁾	* Florida State (5/19)	6	0	1	L
36.	Epps ⁽⁸⁾	* Florida State (5/20)	2	2	1	R
37.	Lamb ⁽²⁾	* Florida State (5/20)	5	0	2	R
38.	Shaffer ⁽¹⁰⁾	* Florida State (5/21)	4	0	1	R
39.	Hinson ⁽⁷⁾	* Florida State (5/21)	9	1	1	R
40.	Epps ⁽⁹⁾	+ Georgia Tech (5/25)	4	2	3	R

41. Miller ⁽⁵⁾	+ N.C. State (5/28)	4	2	1	L
42. Shaffer ⁽¹¹⁾	+ N.C. State (5/28)	6	2	3	L
43. Epps ⁽¹⁰⁾	+ N.C. State (5/28)	7	0	1	L
44. Hinson ⁽⁸⁾	\$ Sacred Heart (6/3)	3	1	3	L
45. Shaffer ⁽¹²⁾	\$ Coastal Carolina (6/4)	3	1	1	L
46. Lamb ⁽³⁾	\$ Coastal Carolina (6/4)	5	0	1	L

47. Hinson ⁽⁹⁾	\$ Coastal Carolina (6/4)	8	1	2	R
48. Shaffer ⁽¹³⁾	\$ Connecticut (6/6)	2	1	1	L

* - ACC regular-season game; # - First Pitch Invitational; * - Greenville, SC (Fluor Field); + - ACC Tournament at Durham, NC; \$ - NCAA Regional at Clemson, SC; ^ - pitcher throws; ¹ - 1...solo, 2...2-run, 3...3-run, 4... grand slam; Note: **Bold** denotes a Clemson home game.



CHRIS EPPS HIT HIS 10TH HOME RUN OF THE SEASON IN CLEMSON'S 6-3 WIN OVER N.C. STATE IN THE ACC TOURNAMENT ON MAY 28.

2011 INDIVIDUAL GAME-BY-GAME BATTING STATS

Date	Opponent	Attanasio AB-R-H-RBI	Dunster AB-R-H-RBI	Epps AB-R-H-RBI	Hinson AB-R-H-RBI	Johnson AB-R-H-RBI	Kieboom AB-R-H-RBI	Lamb AB-R-H-RBI	McGibbon AB-R-H-RBI	Miller AB-R-H-RBI	Pohl AB-R-H-RBI	Schaus AB-R-H-RBI	Shaffer AB-R-H-RBI	Stolz AB-R-H-RBI	Wilkerson AB-R-H-RBI
2-18	Eastern Michigan	2-1-2-0	-----	*4-1-1-1	*2-3-1-1	1-0-0-0	*2-0-1-4	*5-1-2-1	2-1-2-0	*3-3-2-2	*2-0-1-2	*3-1-1-0	*2-2-1-0	*3-1-2-1	0-0-0-1
2-19	Eastern Michigan	1-0-0-0	-----	*3-1-0-0	*5-1-1-0	-----	*4-1-3-2	*4-0-1-0	-----	*3-1-1-0	*5-1-2-1	*2-0-1-2	*5-0-0-0	*2-1-0-0	1-0-0-0
2-20	Eastern Michigan	-----	-----	*4-1-1-2	*4-2-3-0	*4-0-2-1	*3-0-1-2	*4-0-0-0	-----	*2-1-0-0	1-0-0-0	*3-0-0-0	*4-0-0-0	*1-1-1-0	-----
2-25	# Cincinnati	2-0-2-2	-----	*2-2-1-0	*4-1-2-0	-----	*4-2-3-1	*3-2-1-0	0-0-0-1	*5-1-2-1	*3-2-2-0	*5-0-1-2	*1-2-0-1	*2-1-1-1	2-1-0-0
2-26	# Charleston Southern	2-1-1-0	-----	*3-3-3-2	*4-2-2-5	2-0-0-0	*2-1-1-1	*0-1-0-1	1-0-1-1	*2-2-1-0	*4-2-1-2	*2-1-0-1	*2-4-2-1	*4-0-0-0	2-1-2-0
2-27	# Michigan State	0-0-0-0	-----	*5-1-2-1	*4-0-0-0	*4-1-1-0	*4-0-2-0	*3-1-1-0	0-0-0-0	*4-0-1-2	1-0-1-0	*3-0-0-0	*3-2-1-2	*4-2-3-2	0-1-0-0
3-2	Wofford	1-1-1-0	-----	*4-2-1-0	*4-0-1-0	-----	*1-1-0-0	*4-0-0-0	*2-0-1-1	*1-0-1-2	1-0-1-0	*3-0-0-0	*4-1-0-0	*2-0-0-0	-----
3-4	South Carolina	1-0-0-0	-----	*4-0-1-0	*4-1-0-0	-----	*3-0-1-0	*4-0-0-0	-----	*3-0-0-0	*3-1-2-2	*4-0-1-0	*2-1-1-0	*3-0-1-1	-----
3-6	South Carolina	-----	-----	*4-1-1-0	*4-1-0-0	-----	*3-1-2-1	*4-1-2-2	1-0-1-1	*4-2-2-1	*3-1-1-0	*4-1-2-3	*4-1-1-0	*5-1-3-0	-----
3-8	* South Carolina	-----	-----	*3-0-0-0	*4-0-2-1	-----	*4-0-1-0	*4-0-2-1	1-0-0-0	*3-1-2-0	*3-1-0-0	*4-1-1-0	*3-0-0-0	*3-0-0-0	-----
3-11	* Virginia	-----	-----	*4-0-1-0	*4-0-0-0	1-0-0-0	*3-0-1-0	*3-0-1-0	-----	*4-0-0-0	*3-0-0-0	*3-0-0-0	*3-0-0-0	*3-0-0-0	1-0-0-0
3-12	* Virginia	-----	-----	*5-1-1-2	*4-0-0-0	*3-1-1-0	*3-1-1-0	*3-1-1-0	1-0-0-0	*5-2-3-0	-----	*5-0-2-2	*4-1-1-2	*2-0-0-0	-----
3-13	* Virginia	*5-1-1-1	-----	*2-1-0-0	*4-1-1-1	-----	*4-1-0-1	*5-0-3-1	-----	-----	-----	*4-0-1-2	*5-1-1-0	*4-0-1-0	*3-1-0-0
3-16	* Presbyterian College	-----	-----	1-0-0-0	*4-0-1-0	*4-0-0-0	-----	*4-0-1-0	*3-1-1-0	0-0-0-0	*3-1-2-2	*3-0-0-0	*4-1-1-0	*2-0-0-0	*2-0-1-1
3-18	* Duke	-----	-----	*3-0-0-0	*5-3-3-1	-----	*4-0-1-0	*4-0-1-2	-----	-----	*5-0-2-3	*4-2-3-1	*4-1-1-0	*4-2-2-1	*4-1-1-1
3-19	* Duke	1-1-1-2	-----	*5-2-3-1	*3-1-1-1	1-0-0-0	-----	*4-2-1-2	*4-0-1-2	-----	*5-2-3-1	*5-2-3-2	*3-2-3-1	*3-2-3-1	*1-2-0-0
3-20	* Duke	0-0-0-0	-----	*4-1-2-3	-----	-----	*5-0-3-0	*6-2-2-1	*4-1-1-0	-----	*3-1-2-1	*5-3-3-2	*5-0-3-1	*5-0-1-1	*4-1-0-0
3-22	Elon	-----	-----	*4-1-2-2	-----	-----	*4-1-3-1	*4-1-2-2	*4-1-1-0	-----	*2-1-1-0	*4-0-0-0	*4-1-1-1	*2-1-0-1	*3-0-1-0
3-23	Elon	*4-3-3-2	1-0-1-0	*4-2-1-0	-----	1-0-0-0	*2-1-1-2	*4-2-1-0	*3-1-1-0	-----	-----	*3-0-1-2	*2-0-1-2	*2-0-1-0	*4-0-0-0
3-25	* N.C. State	*4-0-1-0	-----	*3-0-0-0	*3-0-0-0	-----	-----	*4-0-0-0	0-0-0-0	-----	*3-0-1-0	*4-0-1-0	*4-0-1-0	*4-0-0-0	*2-0-0-0
3-26	* N.C. State	1-0-0-0	-----	*4-0-1-0	*4-1-1-0	-----	-----	*4-0-0-0	1-0-0-0	*2-1-0-0	*4-0-2-1	*4-0-1-1	*1-1-0-0	*4-0-1-1	*1-0-0-0
3-27	* N.C. State	-----	-----	*4-1-0-0	*3-1-1-1	-----	-----	*5-1-1-0	*4-1-1-1	*4-0-0-0	*3-2-2-0	*4-0-0-0	*4-1-2-2	*4-0-1-2	-----
3-29	Georgia	-----	-----	*2-3-2-2	*4-1-2-1	1-0-0-0	*4-1-2-1	-----	0-0-0-1	*3-1-1-0	*3-1-1-1	*3-1-0-0	*4-3-2-4	*4-0-1-1	*1-0-0-0
4-1	* North Carolina	1-0-0-0	-----	*4-0-1-1	*3-1-0-0	1-0-0-0	*3-0-0-0	*3-0-1-1	1-0-0-0	*4-0-0-0	*3-1-2-1	*3-1-1-0	*4-0-0-0	*2-0-0-0	-----
4-2	* North Carolina	-----	-----	*3-0-1-1	*5-1-2-0	-----	*4-0-0-0	*5-0-1-0	1-0-0-0	*4-2-2-0	*5-1-4-2	*3-1-2-1	*3-0-0-1	*3-0-0-1	*3-0-0-0
4-3	* North Carolina	-----	-----	*3-0-1-1	*4-0-0-0	*4-0-1-0	*3-0-1-1	-----	0-0-0-0	*4-0-3-2	*5-0-0-0	*4-1-2-0	*4-3-3-0	*4-0-1-0	-----
4-5	Coastal Carolina	1-0-1-1	-----	*3-0-0-1	*4-1-1-0	-----	*4-0-0-1	*3-1-2-0	1-0-1-1	*4-2-2-0	*5-0-1-0	*4-0-2-1	*5-1-2-0	*2-0-0-0	0-0-0-0
4-6	Western Carolina	*4-1-1-1	0-1-0-0	*3-0-0-1	*2-3-1-1	*3-1-1-0	-----	-----	1-0-0-0	*4-1-2-1	*4-1-1-3	*3-0-1-0	*5-2-1-1	*3-2-2-2	0-0-0-0
4-8	* Maryland	1-0-1-1	1-0-0-0	*3-1-0-0	*4-0-2-2	0-0-0-0	*1-1-1-1	*4-2-2-2	1-0-0-0	*4-3-3-2	*4-2-1-0	*4-1-2-1	*4-1-1-1	*3-1-0-0	0-0-0-0
4-9	* Maryland	0-0-0-0	-----	*3-0-0-0	*4-2-1-0	0-0-0-0	*3-0-0-0	*3-0-2-1	1-0-1-0	*4-1-3-2	*5-1-2-2	*2-2-1-0	*5-1-3-1	*3-0-0-0	1-0-0-0
4-10	* Maryland	*4-0-1-0	-----	*3-0-0-0	*3-0-1-1	-----	*4-0-0-1	-----	-----	*5-1-4-2	*4-0-0-0	*3-3-0-0	*4-1-2-2	*2-1-1-0	0-0-0-0
4-12	Presbyterian College	*4-0-3-1	-----	1-0-0-0	*5-2-2-3	-----	-----	*4-1-1-0	*2-1-0-0	*4-1-1-0	*5-0-2-1	*4-0-1-0	*3-1-1-1	*3-1-1-1	0-0-0-0
4-15	* Boston College	0-0-0-0	1-0-0-0	*3-1-2-1	*4-2-1-2	-----	*4-2-2-2	*2-2-1-1	1-0-1-0	*4-1-0-0	*5-0-2-3	*4-0-0-0	*3-1-2-0	*4-0-0-0	1-0-0-0
4-16	* Boston College ⁽¹⁾	-----	-----	*4-0-0-0	*4-2-2-1	-----	*4-0-1-0	*4-0-1-1	-----	*4-0-2-1	*5-1-3-1	*4-2-2-1	*5-1-2-2	*4-1-1-0	-----
4-16	* Boston College ⁽²⁾	*2-0-0-0	1-0-0-0	1-0-1-0	*5-2-1-0	-----	-----	*4-1-1-0	*3-0-0-0	*4-1-2-3	*5-2-3-0	*5-1-1-1	*4-1-1-2	*4-1-2-0	0-0-0-0
4-20	Georgia	-----	-----	*3-1-1-0	*5-0-1-1	-----	*4-1-1-0	*4-0-1-0	-----	*3-1-2-3	*5-0-0-0	*3-1-1-0	*3-1-0-0	*3-0-1-0	-----
4-22	* Wake Forest	-----	-----	*3-0-1-0	*2-1-0-0	-----	*4-0-1-0	*4-0-1-1	-----	*4-1-2-0	*4-0-1-1	*4-0-0-0	*2-0-0-0	*3-0-0-0	-----
4-23	* Wake Forest	2-0-0-0	-----	*2-0-0-0	*4-1-1-0	-----	*3-0-0-0	*4-0-1-0	1-0-1-1	*4-1-1-1	*4-0-2-0	*4-0-1-1	*4-1-0-0	*2-0-1-0	2-0-1-0
4-24	* Wake Forest	*4-1-1-0	1-0-0-0	-----	*3-1-1-1	0-0-0-0	*3-1-1-2	*3-0-1-0	1-0-1-1	*4-2-2-0	*3-0-0-0	*4-1-2-3	*3-2-2-2	*3-1-1-0	0-1-0-0
4-26	Furman	*3-0-1-0	-----	0-0-0-0	*4-2-2-0	0-0-0-0	*3-0-0-0	*4-0-1-0	1-0-0-0	*4-2-2-4	*4-1-1-0	*3-0-0-0	*3-0-0-0	*3-0-0-0	0-0-0-0
4-27	Western Carolina	1-0-0-0	-----	*4-1-1-0	*5-1-3-1	-----	0-0-0-0	*4-0-2-1	*4-0-0-0	*3-2-3-2	*3-1-1-0	*3-0-1-0	*4-1-1-1	*3-0-1-0	-----
4-29	* Georgia Tech	-----	-----	*3-0-0-0	*4-0-1-0	-----	*4-0-1-0	*3-3-2-0	-----	*4-0-4-1	*5-1-2-0	*4-0-0-0	*3-0-0-0	*2-0-1-3	-----
4-30	* Georgia Tech	*4-0-0-0	-----	-----	*4-0-1-0	-----	*4-0-1-0	*4-0-1-1	-----	*4-1-1-0	*4-0-1-0	*4-0-1-0	*2-0-0-0	*3-0-1-0	-----
5-1	* Georgia Tech	-----	-----	*3-0-1-0	*4-0-0-0	-----	*3-0-0-0	*3-0-1-1	-----	*2-1-0-0	*4-1-1-1	*3-1-1-1	*3-0-0-0	*3-0-0-0	-----
5-7	Gardner-Webb ⁽¹⁾	1-0-0-0	1-1-1-2	*1-1-0-1	*5-2-2-1	-----	*4-2-1-0	*4-1-1-0	0-0-0-0	*2-2-1-0	*3-2-1-0	*2-1-0-1	*4-1-2-3	*3-0-1-2	1-0-0-0
5-7	Gardner-Webb ⁽²⁾	1-0-0-0	1-1-1-0	*4-0-0-0	*5-1-3-0	-----	0-0-0-0	*4-0-3-3	0-0-0-0	*4-2-1-2	*5-2-1-0	*4-2-4-1	*4-2-3-2	*3-1-1-0	*5-1-2-1
5-8	Gardner-Webb	0-0-0-0	-----	*3-0-2-1	*5-1-1-0	-----	*4-0-0-0	*4-1-1-1	-----	*3-0-0-1	*4-1-2-0	*4-1-2-1	*3-1-2-1	*4-0-0-0	1-0-0-0
5-10	* Furman	-----	-----	*4-1-1-1	*5-0-1-1	-----	*2-0-0-0	*4-1-3-2	2-0-0-0	*3-1-1-0	*5-0-0-0	*3-0-0-0	*4-1-2-0	*3-1-3-1	-----
5-11	East Tennessee State	-----	-----	*3-1-1-1	*4-2-3-1	1-0-0-0	*3-0-0-0	*4-0-1-0	-----	*4-1-4-2	*4-2-2-0	*4-1-1-0	*3-0-1-2	*3-1-1-0	1-0-0-0
5-14	* Virginia Tech ⁽¹⁾	-----	-----	*3-1-0-1	*4-1-2-1	-----	*5-1-1-0	*5-2-3-1	-----	*5-1-2-0	*5-0-3-0	*2-0-2-2	*3-1-0-0	*3-0-1-1	-----
5-14	* Virginia Tech ⁽²⁾	-----	*2-1-1-0	*4-0-2-2	*5-2-4-2	-----	-----	*4-0-0-0	-----	*4-1-2-3	*5-1-1-0	*4-2-1-0	*4-0-0-0	*4-1-2-0	0-0-0-1
5-15	* Virginia Tech	-----	-----	*4-1-1-0	*5-0-1-0	-----	*2-1-2-0	*2-0-1-0	1-0-1-0	*3-0-1-1	*4-0-0-0	*3-0-0-0	*4-0-0-0	*4-0-0-0	0-0-0-0
5-17	Davidson	1-1-1-0	1-2-1-0	*6-2-4-3	*4-1-3-0	1-0-0-0	*3-0-2-1	*5-3-5-3	2-1-2-3	*2-1-0-1	*2-1-0-0	*3-1-2-2	*2-3-2-3	*3-0-0-0	2-2-1-0
5-19	* Florida State	-----	-----	*4-1-2-1	*4-1-2-1	-----	*4-0-0-0	*5-0-1-0	1-0-1-0	*3-1-1-1	*3-0-1-1	*4-1-0-0	*5-1-2-1	*3-1-0-0	0-0-0-0
5-20	* Florida State	-----	-----	*3-1-2-1	*6-1-1-1	2-0-0-0	-----	*5-2-3-2	*2-0-0-0	*5-2-3-0	*4-0-0-1	*5-0-3-1	*3-0-0-0	*2-1-1-0	-----
5-21	* Florida State	-----	-----	*2-1-1-0	*4-1-1-2	-----	*2-1-1-2	*5-1-1-1	1-0-1-0	*3-0-1-0	*4-0-0-0	*3-1-2-1	*4-2-1-1	*4-0-0-0	0-1-0-0
5-25	+ Georgia Tech	-----	-----	*4-1-1-3	*4-0-2-0	-----	*3-0-1-0	*4-2-1-0	-----	*4-1-0-0	*4-1-1-1	*5-1-4-2	*5-1-2-2	*4-2-1-0	1-0-0-0
5-26	+ Florida State	1-0-0-0	-----	*2-0-1-1	*5-0-1-0	-----	*3-0-1-0	*4-1-2-0	0-0-0-0	*4-0-1-1	*5-1-2-0	*4-1-1-0	*4-0-0-0	*2-0-1-1	-----
5-28	+ N.C. State	-----	-----	*3-1-1-1	*4-1-0-0	-----	*4-0-0-0	*3-1-1-1	-----	*4-1-2-1	*3-1-1-0	*4-0-0-0	*4-1-1-3	*2-0-2-0	1-0-0-0
6-3	\$ Sacred Heart	1-0-0-0	1-0-1-0	*4-1-2-3	*3-3-3-3	-----	*4-1-1-1	*2-2-0-0	1-0-0-0	*5-1-0-1	*5-0-3-1	*3-2-1-1	*3-0-0-0	*2-1-1-1	1-0-0-0
6-4	\$ Coastal Carolina	-----	-----	*4-2-0-0	*5-3-2-2	-----	*4-0-0-0	*4-3-3-2	-----	*4-0-1-2	*5-2-3-0	*2-0-0-0	*4-1-3-4	*4-1-2-1	-----
6-5	\$ Connecticut	-----	-----	*2-1-1-0	*6-1-2-1	-----	*3-0-1-3	*5-1-3-0	1-0-0-0	*3-1-1-1	*4-0-0-0	*5-2-2-0	*4-0-1-0	*4-0-1-0	0-0-0-0
6-6	\$ Connecticut	-----	1-0-0-0	*2-0-1-0	*3-0-1-0	-----	*3-0-0-0	*4-0-0-0	1-0-0-0	*4-0-0-0	*4-0-1-0	*4-0-1-0	*2-1-1-1	*3-0-1-0	1-0-0-0

* - ACC regular-season game; # - First Pitch Invitational; * - Greenville, SC (Fluor Field); + - ACC Tournament at Durham, NC; \$ - NCAA Regional at Clemson, SC; - - start; Note: **Bold** denotes a Clemson home game.

THE 2011 TIGERS
LED THE ACC IN
BATTING AVERAGE
(.318) BY 14 POINTS.



CAREER INDIVIDUAL GAME-BY-GAME PITCHING STATS

#19 Kevin Brady, RHP

2009 • Fr.										
Date	Opponent	IP	H	R	ER	BB	SO	Dec		
2-21	Charlotte	1.1	1	0	0	0	0	0		
2-25	Wofford	+4.2	6	1	1	1	3			
3-4	North Carolina-Asheville	+3.0	2	1	1	1	2			
3-11	*Michigan State	+1.2	0	0	0	3	3			

2010 • *Fr.										
Date	Opponent	IP	H	R	ER	BB	SO	Dec		
2-21	# Furman	+3.1	3	2	1	0	1	W		
2-28	Wright State	1.0	3	1	1	0	1			
3-3	Dayton	1.0	0	0	0	0	0			
3-11	Gardner-Webb	2.0	3	0	0	0	5			
3-16	Charlotte	5.0	4	3	2	4	8			
3-23	Elon	+4.0	7	4	4	2	5			
4-6	Georgia	1.0	1	0	0	0	1			
4-7	Georgia	1.0	0	0	0	0	1			
4-14	Western Carolina	+1.2	0	0	0	1	2			
4-17	*Georgia Tech	+1.0	0	0	0	0	0			
4-21	South Carolina-Upstate	1.0	1	0	0	0	0			
4-25	*North Carolina	+0.1	0	0	0	0	1			
5-1	Florida Gulf Coast	+1.1	2	0	0	0	2			
5-7	*Maryland	1.0	4	3	3	0	1			
5-15	*Wake Forest	1.0	0	0	0	0	2			
5-16	*Wake Forest	+2.0	5	2	2	0	1			
5-18	Presbyterian College	1.0	2	0	0	0	0			
5-26	+N.C. State	2.1	3	3	3	0	6			
5-29	+Georgia Tech	+2.0	0	0	0	0	4			
6-7	\$ Auburn	+3.0	5	0	0	0	3	S		
6-14	! Alabama	0.2	4	5	3	1	1			
6-26	! South Carolina	+0.2	0	0	0	0	0			

2011 • *So.										
Date	Opponent	IP	H	R	ER	BB	SO	Dec		
2-20	Eastern Michigan	+5.1	2	1	1	1	10	W		
2-27	*Michigan State	+7.0	4	0	0	0	9	W		
3-6	South Carolina	+4.0	3	1	1	0	4			
5-17	Davidson	1.0	0	0	0	0	1			
5-20	*Florida State	1.2	0	0	0	0	4			
5-21	*Florida State	1.0	3	2	2	0	0			
5-26	+Florida State	0.2	0	0	0	0	1			
5-28	+N.C. State	0.2	1	0	0	0	1			
6-5	\$ Connecticut	1.2	3	3	3	0	3			
6-6	\$ Connecticut	0.1	3	3	3	0	0			

#36 Matt Campbell, RHP

2011 • Fr.										
Date	Opponent	IP	H	R	ER	BB	SO	Dec		
2-26	# Charleston Southern	2.0	0	0	0	1	2			
3-19	*Duke	1.0	0	0	0	0	3			
3-20	*Duke	+1.2	0	0	0	0	1			
3-22	Elon	0.2	1	0	0	1	0			

3-25	*N.C. State	1.2	2	1	1	1	1			
3-29	Georgia	1.0	1	1	1	0	1			
4-2	*North Carolina	0.0	1	2	2	1	0			
4-6	Western Carolina	0.1	0	0	0	1	1			
4-23	*Wake Forest	+2.1	0	1	0	2	4			
5-7	Gardner-Webb ⁽²⁾	+1.0	1	0	0	0	2			
5-10	*Furman	+1.2	0	0	0	3	1	S		
5-14	*Virginia Tech ⁽²⁾	+2.0	0	0	0	3	3	S		
5-17	Davidson	+1.0	1	0	0	0	2			
5-19	*Florida State	2.0	2	1	1	0	1			
5-28	+N.C. State	2.1	1	0	0	0	1	W		
6-6	\$ Connecticut	2.2	2	3	3	2	2			

#20 Scott Firth, RHP

2010 • Fr.										
Date	Opponent	IP	H	R	ER	BB	SO	Dec		
2-20	*Michigan State	+1.0	1	0	0	1	2			
2-28	Wright State	+1.0	2	1	0	0	2			
3-3	Dayton	1.0	0	0	0	1	1			
3-11	Gardner-Webb	1.0	0	0	0	0	1			
3-17	Georgia Southern	+3.2	5	6	2	4	3			
3-23	Elon	1.0	5	5	3	1	0	L		
4-6	Georgia	1.0	1	0	0	1	0			
4-14	Western Carolina	1.1	3	0	0	0	0			
4-18	*Georgia Tech	1.0	2	1	1	1	2			
4-21	South Carolina-Upstate	1.0	0	0	0	0	1			
5-4	Florida Gulf Coast	2.0	1	0	0	1	1			
5-11	*Furman	+6.0	6	1	1	1	4	W		
5-18	Presbyterian College	+5.1	7	2	2	0	6	W		
5-28	+Virginia Tech	4.0	5	2	2	0	1			
6-4	\$ Southern Mississippi	1.0	1	0	0	0	0			
6-7	\$ Auburn	+1.1	4	3	2	1	1			

2011 • So.										
Date	Opponent	IP	H	R	ER	BB	SO	Dec		
2-19	Eastern Michigan	1.0	3	3	3	2	1			
2-25	*Cincinnati	2.0	0	0	0	1	0			
3-4	South Carolina	2.1	3	2	2	1	1			
3-12	*Virginia	3.1	3	3	0	0	1			
3-20	*Duke	+6.2	3	2	0	1	5	W		
3-27	*N.C. State	+5.0	3	2	2	6	5	W		
4-3	*North Carolina	+5.0	4	4	3	5	3			
4-9	*Maryland	+6.0	2	0	0	4	5	W		
4-16	*Boston College ⁽¹⁾	+2.1	5	3	2	1	3			
4-23	*Wake Forest	+2.0	2	3	3	4	1	L		
5-7	Gardner-Webb ⁽¹⁾	+1.0	1	0	0	0	0			
5-10	*Furman	3.0	3	0	0	0	4	W		
5-14	*Virginia Tech ⁽¹⁾	2.0	2	0	0	0	1			
5-17	Davidson	1.0	0	0	0	1	2			
5-26	+Florida State	1.1	2	1	1	0	1			
6-3	\$ Sacred Heart	+6.0	6	1	1	1	5	W		

#39 Alex Frederick, RHP

2009 • *So.										
Date	Opponent	IP	H	R	ER	BB	SO	Dec		
3-4	North Carolina-Asheville	1.0	1	0	0	0	0			
4-11	*Miami (FL) ⁽¹⁾	+2.0	0	0	0	0	3			
4-15	Western Carolina	2.0	1	0	0	0	3	W		
4-18	*Virginia Tech	3.0	4	0	0	3	1			
5-2	*Maryland	1.0	1	1	0	0	1			
5-11	*Furman	0.2	4	4	4	1	0			

2010 • *Jr.										
Date	Opponent	IP	H	R	ER	BB	SO	Dec		
2-21	# Furman	2.2	1	0	0	0	2			
2-26	Wright State	+0.1	0	0	0	0	0	S		
2-28	Wright State	1.0	1	0	0	0	0			
3-6	*South Carolina	1.1	2	1	1	0	2			
3-7	South Carolina	1.0	3	1	1	0	0			
3-13	*N.C. State ⁽¹⁾	1.0	0	0	0	0	2			
3-14	*N.C. State	1.0	2	2	2	1	0			
3-20	*Virginia Tech ⁽¹⁾	+3.0	3	1	1	2	1	S		
3-24	Elon	4.0	3	0	0	4	3			
3-27	*Virginia ⁽²⁾	+1.0	0	0	0	1	0			
3-31	Coastal Carolina	1.2	3	1	1	0	1			
4-3	*Boston College	5.2	6	3	3	1	7			
4-7	Georgia	1.0	2	0	0	1	2			
4-9	*Duke	+1.0	2	2	2	2	1	L		
4-11	*Duke	1.1	2	1	1	0	0			
4-18	*Georgia Tech	0.2	1	1	1	1	0			
4-21	South Carolina-Upstate	1.0	0	0	0	0	2			
4-23	*North Carolina	1.0	1	0	0	0	1			
4-24	*North Carolina ^N	1.2	0	0	0	1	1	W		
5-2	Florida Gulf Coast ⁽²⁾	+1.2	0	0	0	0	2	W		
5-4	Florida Gulf Coast	+5.0	4	2	1	2	6	W		

5-8	*Maryland	+5.0	6	2	2	1	1	W		
5-16	*Wake Forest	0.2	2	1	1	3	1			
5-20	*Florida State	2.1	3	3	2	2	2	W		
5-22	*Florida State	4.2	1	0	0	2	5	W		
5-26	+N.C. State	0.1	3	4	4	1	0	L		
5-28	+Virginia Tech	+0.2	1	0	0	0	1			
6-7	\$ Auburn	3.0	6	2	2	0	5	W		
6-12	! Alabama	+0.2	0	0	0	0	1			
6-14	! Alabama	2.1	1	0	0	0	1			
6-21	! Arizona State	+3.0	1	0	0	1	2	S		
6-22	! Oklahoma ^c	+1.0	1	0	0	0	1	S		
6-26	! South Carolina	0.2	2	1	1	2	1			

2011 • *Sr.

Date	Opponent	IP	H	R	ER	BB	SO	Dec
2-19	Eastern Michigan	^1.1	0	0	0	1	3	
2-27	*Michigan State	^0.1	0	0	0	0	1	
3-4	South Carolina	0.1	0	0	0	0	0	
3-8	*South Carolina	0.1	2	3	3	1	0	L
3-12	*Virginia	^1.2	2	1	1	1	2	L
3-16	*Presbyterian College	^1.2	1	0	0	0	3	
3-18	*Duke	^1.0	0	0	0	0	1	S
3-20	*Duke	0.2	0	1	1	2	1	
3-22	Elon	^2.0	0	0	0	0	3	
3-27	*N.C. State	^0.2	0	0	0	0	0	S
3-29	Georgia	^1.0	1	0	0	0	0	
4-2	*North Carolina	^0.2	1	0	0	0	1	
4-3	*North Carolina	^0.1	1	0	0	0	0	
4-6	Western Carolina	^1.0	0	0	0	0	2	
4-10	*Maryland	^4.0	3	1	1	0	2	L
4-16	*Boston College ⁽¹⁾	^1.0	0	0	0	0	1	S
4-24	*Wake Forest	1.0	1	1	1	2	0	
4-27	Western Carolina	^-4.1	4	4	4	3	2	
5-10	*Furman	^-4.0	3	1	0	2	2	
5-14	*Virginia Tech ⁽²⁾	0.1	0	0	0	0	0	
5-19	*Florida State	^0.1	0	0	0	0	1	
5-20	*Florida State	0.1	1	0	0	0	0	
5-26	+Florida State	1.0	3	0	0	0	0	
5-28	+N.C. State	0.2	1	0	0	0	0	
6-4	\$Coastal Carolina	^0.2	0	0	0	0	1	
6-5	\$Connecticut	0.1	0	0	0	0	0	
6-6	\$Connecticut	4.0	4	4	2	1	3	

CAREER INDIVIDUAL GAME-BY-GAME PITCHING STATS

3-19	*Duke	-4.0	6	6	4	1	4	
3-23	Elon	3.0	1	0	0	1	2	
3-27	*N.C. State	3.1	2	1	1	1	5	
4-1	*North Carolina	0.1	2	4	0	1	0	
4-5	Coastal Carolina	^7.0	2	0	0	2	3	W
4-9	*Maryland	^3.0	1	0	0	0	3	S
4-12	Presbyterian College	1.0	1	0	0	0	2	
4-16	*Boston College ⁽¹⁾	5.2	5	2	2	0	5	W
4-20	Georgia	1.0	1	0	0	0	1	
4-23	*Wake Forest	3.0	5	3	1	0	2	
4-27	Western Carolina	2.2	3	0	0	0	0	W
4-30	*Georgia Tech	^6.0	6	2	2	1	2	
5-8	Gardner-Webb	2.0	0	0	0	0	5	
5-19	*Florida State	1.2	1	1	0	1	1	
5-21	*Florida State	2.2	0	0	0	1	0	W
5-25	+Georgia Tech	^4.0	2	0	0	0	2	S
5-28	+N.C. State	2.2	3	1	1	1	0	
6-4	\$Coastal Carolina	4.0	5	2	2	0	2	W
6-6	\$Connecticut	0.1	2	1	0	0	0	

#18 Addison Johnson, OF/LHP

2011 • *Sr.

Date	Opponent	IP	H	R	ER	BB	SO	Dec
2-25	# Cincinnati	1.0	3	1	1	0	0	

#15 Mike Kent, RHP

2010 • Fr.

Date	Opponent	IP	H	R	ER	BB	SO	Dec
3-17	Georgia Southern	3.1	2	0	0	1	3	W
3-24	Elon	-4.0	4	3	2	2	1	
4-7	Georgia	-3.0	4	4	4	3	0	
4-14	Western Carolina	0.0	2	4	4	2	0	L
5-14	*Wake Forest	1.0	0	0	0	0	3	
5-16	*Wake Forest	3.2	3	3	3	2	1	

2011 • So.

Date	Opponent	IP	H	R	ER	BB	SO	Dec
4-6	Western Carolina	0.1	1	2	2	3	0	

#30 Will Lamb, OF/LHP/1B

2009 • Fr.


Date	Opponent	IP	H	R	ER	BB	SO	Dec
3-3	Furman	1.0	0	0	0	0	0	
3-7	*North Carolina	4.2	1	0	0	2	3	
3-11	*Michigan State	1.0	0	0	0	0	1	
3-13	*Wake Forest ⁽¹⁾	^0.1	0	0	0	0	0	S
3-17	Presbyterian College	2.0	2	0	0	0	1	
3-20	*Florida State	0.2	2	1	1	0	1	
3-24	Elon ⁽¹⁾	-4.1	8	2	2	1	1	
4-7	South Carolina	1.0	0	0	0	1	1	
4-14	Western Carolina	^1.0	0	0	0	0	2	
4-19	*Virginia Tech	^1.0	3	1	1	1	1	
4-24	*Georgia Tech	1.1	3	0	0	0	1	
5-3	*Maryland ⁽²⁾	0.2	1	0	0	1	0	
5-9	North Carolina-Wilmington	^1.0	1	0	0	0	1	
5-14	*N.C. State	2.0	1	1	1	2	2	
6-7	*Arizona State	0.0	0	1	1	0	0	

2010 • So.

Date	Opponent	IP	H	R	ER	BB	SO	Dec
2-20	*# Michigan State	2.1	1	0	0	0	1	
2-28	Wright State	-4.0	4	1	1	1	2	W
3-6	*South Carolina	-5.1	3	3	2	4	1	
3-13	*N.C. State ⁽²⁾	-4.0	3	2	2	3	2	
3-20	*Virginia Tech ⁽¹⁾	-6.0	7	1	0	2	2	W
3-27	*Virginia ⁽¹⁾	-7.0	5	2	1	2	2	W
4-3	*Boston College	-1.1	4	6	6	3	0	L
4-11	*Duke	-3.0	4	4	4	2	2	L
4-18	*Georgia Tech	-2.2	7	6	5	2	4	L
4-21	South Carolina-Upstate	1.0	0	0	0	0	2	
4-24	*North Carolina ⁽⁴⁾	^0.1	0	0	0	0	1	S
4-25	*North Carolina	0.2	2	1	1	0	0	L
5-2	Florida Gulf Coast ⁽²⁾	0.1	2	2	1	0	0	
5-11	*Furman	^1.0	0	0	0	1	1	
5-29	+Georgia Tech	-6.1	6	2	2	2	4	W
6-6	\$ Auburn	-3.2	6	2	2	1	1	
6-14	! Alabama	^0.1	0	0	0	0	0	S
6-22	! Oklahoma ^C	2.2	3	2	2	2	5	

2011 • Jr.

Date	Opponent	IP	H	R	ER	BB	SO	Dec
2-27	*# Michigan State	1.2	0	0	0	0	4	
3-12	*Virginia	-4.0	6	4	4	1	3	



WILL LAMB RECORDED 29 STRIKEOUTS IN 24.2 INNINGS PITCHED IN 2011. HE WAS LATER DRAFTED AS A PITCHER IN THE SECOND ROUND BY THE RANGERS.

3-16	*Presbyterian College	-2.0	5	2	2	0	4	
3-23	Elon	-4.0	6	2	1	0	3	W
3-29	Georgia	3.1	2	1	1	4	6	
4-3	*North Carolina	2.1	1	1	1	2	2	L
4-10	*Maryland	-3.1	3	4	4	4	1	
4-26	Furman	^1.0	0	0	0	0	1	
5-11	East Tennessee State	2.0	1	1	1	0	3	
5-17	Davidson	1.0	0	0	0	0	2	

#6 Dominic Leone, RHP

2010 • Fr.

Date	Opponent	IP	H	R	ER	BB	SO	Dec
2-19	# Miami (OH)	^1.0	0	0	0	0	0	
2-28	Wright State	1.1	1	0	0	0	1	
3-3	Dayton	0.0	1	3	2	2	0	
3-6	*South Carolina	^0.1	1	0	0	0	0	
3-7	South Carolina	1.0	1	2	1	2	0	
3-13	*N.C. State ⁽²⁾	^3.0	2	0	0	0	6	W
3-20	*Virginia Tech ⁽²⁾	0.2	3	2	2	1	1	
3-31	Coastal Carolina	-5.1	4	1	0	1	1	
4-6	Georgia	-6.0	4	2	2	1	7	W
4-14	Western Carolina	-6.0	6	3	2	1	6	
4-18	*Georgia Tech	0.2	0	0	0	0	0	
4-21	South Carolina-Upstate	1.0	1	1	1	0	2	
4-25	*North Carolina	-8.0	7	3	3	1	3	
5-2	Florida Gulf Coast ⁽²⁾	-3.2	9	3	3	2	1	
5-9	*Maryland	-4.1	7	5	4	1	1	
5-16	*Wake Forest	-1.2	4	5	1	2	1	L
5-22	*Florida State	-3.1	3	3	3	3	2	
5-29	+Georgia Tech	0.2	4	1	1	0	2	
6-7	\$ Auburn	1.2	3	2	2	2	3	
6-14	! Alabama	-5.2	3	1	0	1	3	W
6-22	! Oklahoma ^C	0.1	1	1	1	1	0	
6-25	! South Carolina	-2.2	4	3	3	1	0	L

2011 • So.

Date	Opponent	IP	H	R	ER	BB	SO	Dec
2-19	Eastern Michigan	-3.0	3	3	3	1	4	
3-8	*South Carolina	^0.1	0	0	0	1	0	
3-11	*Virginia	1.0	1	0	0	0	2	
3-19	*Duke	^1.0	1	0	0	0	2	
3-26	*N.C. State	-3.2	5	4	4	3	3	L
4-2	*North Carolina	-4.0	2	2	1	3	3	
4-8	*Maryland	-4.2	6	3	3	1	6	
4-15	*Boston College	-6.0	5	2	2	4	5	W
4-22	*Wake Forest	-8.1	3	0	0	3	10	W
4-29	*Georgia Tech	-8.0	2	2	2	2	10	W
5-7	Gardner-Webb ⁽¹⁾	-7.0	2	1	1	1	8	W
5-14	*Virginia Tech ⁽¹⁾	-6.0	6	2	2	2	7	W
5-19	*Florida State	-3.1	6	6	5	3	3	L
5-25	+Georgia Tech	-5.0	4	0	0	4	5	W
6-4	\$ Coastal Carolina	-4.1	7	5	4	2	4	

#28 Jonathan Meyer, RHP

2010 • Fr.

Date	Opponent	IP	H	R	ER	BB	SO	Dec
2-20	*# Michigan State	1.0	0	0	0	0	1	

2-21	# Furman	^2.0	0	0	0	0	1	S
2-26	Wright State	0.1	1	1	1	1	0	
3-3	Dayton	3.0	1	0	0	1	4	
3-6	*South Carolina	0.1	2	2	2	1	0	
3-13	*N.C. State ⁽¹⁾	^1.0	2	1	0	0	2	
3-14	*N.C. State	^2.0	0	0	0	0	0	W
3-16	Charlotte	^0.1	1	0	0	0	0	
3-20	*Virginia Tech ⁽²⁾	^1.1	1	0	0	0	0	S
3-24	Elon	^2.0	3	1	1	1	3	L
3-31	Coastal Carolina	1.0	2	1	1	0	0	
4-4	*Boston College	0.1	4	4	4	0	1	
4-7	Georgia	3.0	3	2	2	0	4	W
4-11	*Duke	^1.0	0	0	0	0	0	
4-21	South Carolina-Upstate	1.0	3	3	3	1	1	
5-2	Florida Gulf Coast ⁽²⁾	3.1	2	1	1	1	0	
5-8	*Maryland	2.0	2	0	0	2	0	
5-11	*Furman	1.0	0	0	0	0	1	
5-15	*Wake Forest	2.0	3	1	1	0	3	
6-6	\$ Auburn	1.0	4	3	3	0	2	

2011 • So.

Date	Opponent	IP	H	R	ER	BB	SO	Dec
2-20	Eastern Michigan	0.2	1	0	0	0	0	
2-26	# Charleston Southern	1.0	0	0	0	0	0	
3-2	Wofford	1.2	2	0	0	1	3	
3-6	South Carolina	2.0	1	3	3	1	2	
3-13	*Virginia	^5.0	3	0	0	2	2	
3-18	*Duke	5.0	1	0	0	1	7	W
3-22	Elon	0.1	2	2	2	1	1	
3-26	*N.C. State	^4.1	2	1	1	2	3	
3-29	Georgia	1.0	2	0	0	0	3	
4-2	*North Carolina	2.0	4	3	2	1	1	
4-6	Western Carolina	0.1	0	0	0	0	0	
4-8	*Maryland	^4.1	2	0	0	1	5	W
4-15	*Boston College	1.0	0	0	0	0	1	
4-16	*Boston College ⁽²⁾	-7.0	5	2	2	1	7	W
4-20	Georgia	1.1	1	0	0	0	1	
4-24	*Wake Forest	-6.0	4	3	3	1	7	W
4-27	Western Carolina	^1.0	0	0	0	0	3	S
4-30	*Georgia Tech	-3.0	4	3	3	3	2	L
5-7	Gardner-Webb ⁽²⁾	-6.1	3	0	0	0	1	W
5-11	East Tennessee State	1.0	3	1	1	0	0	
5-15	*Virginia Tech	^8.0	8	3	3	0	6	L
5-21	*Florida State	-4.1	5	3	3	3	7	
5-28	+N.C. State	-1.1	2	2	2	1	1	

#51 Joseph Moorefield, LHP

2010 • *Fr.

Date	Opponent	IP	H	R	ER	BB	SO	Dec
2-28	Wright State	0.1	0	0	0	1	0	
3-3	Dayton	1.0	0	0	0	0	1	
3-17	Georgia Southern	1.0	1	0	0	1	1	
4-6	Georgia	^1.0	4	3	3	1	0	
4-18	*Georgia Tech	0.1	0	0	0	2	0	
6-13	! Alabama	1.0	0	0	0	0	2	

2011 • *So.

Date	Opponent	IP	H	R	ER	BB	SO	
------	----------	----	---	---	----	----	----	--

CAREER INDIVIDUAL GAME-BY-GAME PITCHING STATS

2-25	# Cincinnati	^1.0	1	1	0	1	1	
3- 2	Wofford	^0.2	0	0	0	0	0	
3- 4	South Carolina	^0.1	0	0	0	0	0	
3- 6	South Carolina	^2.0	0	0	0	0	2	W
3- 8	* South Carolina	1.1	3	2	2	0	0	
3-16	* Presbyterian College	0.0	0	0	0	1	0	
3-18	* Duke	0.0	3	2	2	1	0	
3-23	Elon	^1.0	1	0	0	0	1	
3-25	* N.C. State	^1.0	1	0	0	0	0	
3-29	Georgia	0.1	0	0	0	0	0	
4- 2	* North Carolina	1.1	1	2	2	0	1	L
4- 6	Western Carolina	1.0	2	0	0	0	0	
4-20	Georgia	0.1	1	1	0	0	1	
4-23	* Wake Forest	0.0	2	0	0	0	0	
4-26	Furman	1.0	1	0	0	0	0	
5- 7	Gardner-Webb ⁽²⁾	0.2	0	0	0	0	0	
5-10	* Furman	0.1	1	0	0	1	0	
5-11	East Tennessee State	^0.1	0	0	0	0	0	
5-14	* Virginia Tech ⁽²⁾	0.1	0	0	0	0	1	W
5-19	* Florida State	0.2	0	0	0	0	1	
5-20	* Florida State	0.1	1	2	2	1	0	
5-26	+ Florida State	0.0	1	1	1	0	0	
5-28	+ N.C. State	0.1	0	0	0	0	0	

#21 Kevin Pohle, RHP

Date	Opponent	IP	H	R	ER	BB	SO	Dec
2-19	Eastern Michigan	3.2	5	1	1	0	0	L
3- 2	Wofford	2.2	3	0	0	2	0	W
3-11	* Virginia	0.1	1	0	0	0	0	
3-13	* Virginia	0.0	0	0	0	0	0	
3-19	* Duke	3.0	4	1	1	0	2	W
3-25	* N.C. State	1.1	1	0	0	1	2	
3-29	Georgia	0.1	0	0	0	0	0	W
4- 1	* North Carolina	2.2	1	2	0	1	1	
4- 3	* North Carolina	1.0	0	0	0	1	0	
4-15	* Boston College	^2.0	2	0	0	2	1	
4-23	* Wake Forest	1.2	3	2	2	0	1	
4-26	Furman	1.0	1	0	0	0	1	
5- 7	Gardner-Webb ⁽²⁾	1.0	1	0	0	0	2	
5-11	East Tennessee State	-5.0	3	0	0	1	2	W
5-17	Davidson	-5.0	6	0	0	1	4	W
6- 3	\$ Sacred Heart	2.0	1	0	0	1	1	
6- 6	\$ Connecticut	-0.1	5	3	3	0	0	L

#23 Justin Sarratt, RHP

Date	Opponent	IP	H	R	ER	BB	SO	Dec
2-24	Pacific ⁽²⁾	0.0	1	2	2	1	0	
3- 3	South Carolina	^1.0	1	0	0	0	1	
3-11	Memphis	1.0	1	0	0	0	0	
3-18	* Duke	1.0	0	0	0	1	1	
3-27	Gardner-Webb	1.0	1	0	0	0	2	
3-30	* Miami (FL)	^2.0	4	3	3	0	3	
4- 4	Georgia	1.2	1	0	0	1	3	
4- 7	* Virginia Tech	^1.0	4	3	0	0	1	
4-24	Elon	1.2	5	5	1	2	1	L
5- 8	* Wofford	1.0	2	1	1	0	1	
5-11	* Florida State	^0.2	0	0	0	0	0	
5-17	* N.C. State	0.1	1	0	0	0	0	
6- 4	\$ Coastal Carolina	0.2	0	0	0	0	0	

2008 • So.

Date	Opponent	IP	H	R	ER	BB	SO	Dec
2-23	Mercer ⁽¹⁾	2.0	2	0	0	1	3	
2-27	High Point	1.0	1	0	0	0	0	
3- 1	South Carolina	^1.2	2	1	1	0	0	
3- 5	Wofford	2.2	2	1	0	0	4	
3- 8	* Wake Forest	^1.0	1	0	0	0	0	
3- 9	* Wake Forest ⁽²⁾	1.0	0	0	0	1		
3-12	North Carolina-Greensboro	2.0	3	2	2	0	1	
3-18	Coastal Carolina	1.1	3	1	1	1	0	W
3-21	* N.C. State	^2.0	0	0	0	0	0	
3-26	Elon	2.0	0	0	0	0	2	
3-29	* Maryland	2.0	2	1	1	0	0	L
4- 4	* Miami (FL)	1.0	0	0	0	0	0	
4- 6	* Miami (FL)	^3.2	3	1	1	0	3	
4-13	* North Carolina	2.2	6	3	3	0	1	
4-16	South Carolina	-3.1	9	5	5	0	3	L
4-19	* Duke	0.1	0	0	0	0	0	
4-20	* Duke	0.2	2	2	1	0	0	
4-22	Western Carolina	1.0	1	0	0	1	0	
4-23	* Presbyterian College	^1.0	2	0	0	0	1	
4-25	* Virginia Tech	1.0	2	1	1	0	2	
4-26	* Virginia Tech	1.0	1	0	0	1	1	

5- 3	* Florida State	0.2	3	3	2	1	1	
5- 7	* Furman	-2.0	2	1	1	1	0	
5-11	* Georgia Tech	0.1	3	1	1	0	0	
5-15	Central Florida	^2.0	1	0	0	0	0	
5-17	Central Florida	1.1	1	0	0	0	1	W
5-22	+ N.C. State	5.0	8	2	2	0	2	

2009 • Jr.

Date	Opponent	IP	H	R	ER	BB	SO	Dec
2-22	Charlotte	2.0	4	3	3	0	0	
3- 4	North Carolina-Asheville	1.0	1	1	0	1	0	W
3- 8	* North Carolina	1.1	1	0	0	0	2	
3-10	Michigan State	-6.0	3	1	1	0	2	W
3-18	South Carolina-Upstate	-5.0	0	0	0	0	2	W
3-22	* Florida State	^0.2	1	3	3	2	0	L
3-24	Elon ⁽²⁾	-2.0	6	5	3	0	2	
4- 1	Georgia	-8.0	3	1	1	1	12	
4- 7	South Carolina	-3.0	6	4	4	1	1	
4-12	* Miami (FL)	-3.2	4	3	3	1	2	
4-18	* Virginia Tech	-2.0	6	5	5	2	0	L
5- 9	North Carolina-Wilmington	2.0	2	1	1	0	1	
5-11	* Furman	^1.1	0	0	0	0	0	S
5-15	* N.C. State	2.0	3	0	0	0	1	
5-22	+ Duke	^2.0	1	0	0	1	1	
5-31	* Oklahoma State	^0.1	0	0	0	0	0	

2010 • Sr.

Date	Opponent	IP	H	R	ER	BB	SO	Dec
2-19	# Miami (OH)	2.1	1	0	0	0	2	
2-21	# Furman	1.0	3	3	3	1	1	
2-28	Wright State	0.1	2	3	3	1	1	
3- 3	Dayton	-1.0	2	2	2	0	1	
3-11	Gardner-Webb	-5.0	4	2	1	2	1	W
3-16	Charlotte	-1.2	5	5	5	3	0	

2011 • *Gr.


Date	Opponent	IP	H	R	ER	BB	SO	Dec
2-18	Eastern Michigan	1.0	1	0	0	0	0	
2-26	* Charleston Southern	^1.0	0	0	0	0	0	
3- 2	Wofford	-4.0	3	1	0	1	2	
3-11	* Virginia	^1.0	0	0	0	0	0	
3-13	* Virginia	1.2	3	2	2	0	1	
3-16	* Presbyterian College	5.1	4	2	1	0	8	L
3-22	Elon	-6.0	4	0	0	1	10	W
3-29	Georgia	-2.0	5	3	2	1	2	
4- 5	Coastal Carolina	-3.0	6	4	4	0	2	
4-12	Presbyterian College	-7.0	4	2	1	1	2	W
4-20	Georgia	-6.0	6	1	1	0	3	W
4-26	Furman	-6.0	4	0	0	0	5	W
5- 1	* Georgia Tech	-8.1	3	1	0	2	6	W
5- 8	Gardner-Webb	-6.0	4	1	0	1	6	W
5-14	* Virginia Tech ⁽²⁾	-6.1	6	3	3	1	8	
5-20	* Florida State	-5.1	5	2	2	2	5	W
5-26	+ Florida State	-5.0	6	4	4	3	0	L
6- 5	\$ Connecticut	-5.2	8	3	3	1	5	

#25 Jon Surber, 1B/RHP

Date	Opponent	IP	H	R	ER	BB	SO	Dec
3-23	Elon	1.0	1	0	0	0	0	
4- 1	* North Carolina	^1.0	0	0	0	2	2	
5- 7	Gardner-Webb ⁽¹⁾	1.0	2	0	0	0	0	
5-11	East Tennessee State	0.2	1	1	0	2	1	
6- 3	\$ Sacred Heart	^1.0	0	0	0	0	3	

#33 Scott Weismann, RHP

Date	Opponent	IP	H	R	ER	BB	SO	Dec
2-20	Charlotte	1.0	1	0	0	0	2	
2-25	Wofford	0.2	3	1	1	0	2	
3- 3	Furman	2.0	0	0	0	1	0	
3- 7	* North Carolina	^1.0	1	0	0	0	1	
3-11	* Michigan State	1.0	0	0	0	0	1	
3-13	* Wake Forest ⁽²⁾	1.0	0	0	0	0	0	
3-18	South Carolina-Upstate	1.0	0	0	0	0	2	
4- 5	* Duke	1.0	2	0	0	0	2	
4-19	* Virginia Tech	2.0	2	0	0	0	2	
4-22	South Carolina	-4.0	2	0	0	1	3	
4-26	* Georgia Tech	^2.0	1	0	0	1	1	S
5- 3	* Maryland ⁽¹⁾	2.2	0	1	1	2	2	W
5- 8	North Carolina-Wilmington	2.0	3	1	1	1	1	
5-12	College of Charleston	-5.0	3	0	0	3	3	W
5-16	* N.C. State	1.2	2	1	1	2	2	
5-21	+ Virginia	0.2	2	2	1	1	2	L
5-31	\$ Tennessee Tech	-8.0	4	0	0	3	2	W



SCOTT WEISMANN TURNED INTO A DOMINANT CLOSER IN 2011, TOTALING SEVEN SAVES DURING THE LAST HALF OF THE SEASON.

2010 • So.

Date	Opponent	IP	H	R	ER	BB	SO	Dec
2-20	* Michigan State	-4.2	6	2	2	1	6	W
2-27	Wright State	-4.2	5	6	1	0	4	
3- 7	South Carolina	-6.0	5	3	2	2	5	W
3-14	* N.C. State	-6.0	4	4	3	3	5	
3-20	* Virginia Tech ⁽²⁾	-6.0	6	2	1	1	7	W
3-27	* Virginia ⁽²⁾	-7.0	6	3	3	0	2	L
4- 4	* Boston College	-6.0	6	4	4	3	6	
4-10	* Duke	-7.0	4	4	4	3	4	
4-17	* Georgia Tech	-7.0	9	4	4	1	7	L
4-24	* North Carolina ^N	-3.1	8	5	5	2	3	
5- 2	Florida Gulf Coast ⁽¹⁾	-5.0	5	3	3	3	5	W
5- 8	* Maryland	-2.0	6	6	4	1	0	
5-15	* Wake Forest	-5.0	7	4	4	3	4	W
5-21	* Florida State	-6.1	3	3	3	4	5	W
5-28	+ Virginia Tech	-3.0	6	6	5	2	0	
6- 4	\$ Southern Mississippi	-7.0	4	1	1	1	6	W
6-13	! Alabama	-6.0	9	4	3	0	0	W
6-22	! Oklahoma ^C	-5.0	3	1	1	2	4	W
6-26	! South Carolina	0.1	0	0	0	2	0	

2011 • Jr.

Date	Opponent	IP	H	R	ER	BB	SO	Dec
2-18	Eastern Michigan	-5.0	5	3	3	1	4	W
2-25	# Cincinnati	-5.0	3	2	2	1	4	W
3- 4	South Carolina	-5.0	6	4	4	1	3	L
3-11	* Virginia	-6.2	8	5	3	2	3	
3-18	* Duke	-3.0	7	4	4	1	1	
3-25	* N.C. State	-4.1	8	5	5	2	1	L
4- 1	* North Carolina	-4.0	7	7	6	3	5	L
4- 6	Western Carolina	-6.0	7	1	1	1	5	W
4-10	* Maryland	1.2	3	2	2	2	2	
4-12	Presbyterian College	^1.0	0	0	0	0	3	
4-16	* Boston College ⁽²⁾	^2.0	1	0	0	0	3	
4-20	Georgia	^0.1	0	0	0	0	1	S
4-22	* Wake Forest	^0.2	0	0	0	0	2	S
4-24	* Wake Forest	^2.0	1	0	0	0	2	
4-29	* Georgia Tech	^1.0	0	0	0	0	1	S
5- 1	* Georgia Tech	^0.2	1	0	0	0	2	S
5- 8	Gardner-Webb	^1.0	0	0	0	0	1	
5-14	* Virginia Tech ⁽¹⁾	^1.0	0	0	0	0	2	
5-20	* Florida State	^1.1	0	0	0	1	2	S
5-21	* Florida State	^1.0	0	0	0	0	0	S
5-26	+ Florida State	^1.0	1	0	0	1	0	
5-28	+ N.C. State	^1.0	0	0	0	0	2	S
6- 5	\$ Connecticut	^1.0	3	1	1	1	1	L
6- 6	\$ Connecticut	^1.1	1	0	0	0	1	

2011 SEASON REVIEW

The 2011 season saw Clemson rebound from a 14-12 start with an outstanding "second season" (29-8 record) and host a regional for the 13th time. The Tigers, who had a 43-20 overall record in 2011, made their 24th NCAA Tournament appearance in the last 25 years and their 36th overall (tied for fifth-most in the nation).

Clemson, who played the nation's sixth-toughest schedule according to WarrenNolan.com, finished the season among the national leaders in several statistical categories. Clemson was second in the nation in sacrifice flies (47), fifth in hits (687), and sixth in both batting average (.318) and walks (304). The Tigers were also tied for 14th in the country in steals (106) and 15th in runs per game (7.1).

All nine of Clemson's regular starters in the field batted .282 or better, and six of the nine hit .315 or better. Its .318 batting average was the best by a Tiger team since 2002 and the best in the ACC by 14 points in 2011. Clemson also hit .336 with runners in scoring position and stole an ACC-high 106 bases in 2011.

The pitching staff had a 3.32 ERA and .239 opponents' batting average. Tiger pitchers combined to allow just 28 homers and 183 walks against 486 strikeouts, good for a 2.66 strikeout-to-walk ratio. The pitching staff also combined for a .189 opponents' batting average with two outs.

Jack Leggett, in his 18th season as the Tigers' head coach, moved into the top 15 in career wins by a Division I coach. With 43 wins in 2011, Leggett has 812 victories as Clemson's head coach and 1,189 overall, 15th-most in Division I history.

Shortstop Brad Miller, who was a first-team All-American, was named ACC Player-of-the-Year. The ACC batting champion hit .395 with 53 runs, 11 doubles, three triples, five homers, 50 RBIs, 40 walks, an ACC-best .498 on-base percentage, and 21 stolen bases. He was also named ACC Player-of-the-Week three times.

First-baseman Richie Shaffer joined Miller as a First-Team All-ACC selection. The sophomore hit .315 with 15 doubles, two triples, and eight stolen bases while tying for the team lead with 62 runs. He also led the team in homers (13), RBIs (55), and walks (44) while displaying stellar defense at first base.

Outfielder Will Lamb was a Second-Team All-ACC selection while batting .348 with 46 runs, 11 doubles, a team-high four triples, three homers, 39 RBIs, and 13 stolen bases. The junior had two double-digit hitting streaks, an 11-game streak in March and a 25-game streak from April to May. The 25-game streak was the longest by an ACC player in 2011 and the fifth-longest in school history.

Catcher and designated hitter Phil Pohl was also a Second-Team All-ACC selection. The junior hit .333 with a team-high 22 doubles, 43 runs, four homers, and 33 RBIs. He received third-team Academic All-America honors as well.

Outfielder Jeff Schaus wrapped up a stellar career at Clemson by being named to his third All-ACC team, this time as a second-team selection. In 2011, he hit .323 with 43 runs, 20 doubles, two triples, 43 RBIs, 41 walks against only 15 strikeouts, and 10 stolen bases. He finished his career in the top 10 in eight different offensive categories. Schaus, who never missed a game in a Tiger uniform, was third in games (258) and at-bats (973), tied for fourth in hits (311), fifth in walks (148), sixth in runs (213), seventh in both doubles (61) and RBIs (211), and ninth in total bases (477).

Third-baseman John Hinson batted leadoff during the last half of the season and finished with a team-high 23 stolen bases. He had a team-tying-high 62 runs while batting .331 with 12 doubles, three triples, nine homers, and 41 RBIs. Hinson hit safely in 34 of the last 37 games as well.

Outfielder Chris Epps, a member of the All-ACC Tournament team, batted .292 with six doubles, two triples, 10 homers, 42 RBIs, and 41 walks. He finished his career third in school history in walks per at-bat with one walk every 4.20 at-bats.

Second-baseman Jason Stolz, who played through injuries during most of the season, started every game and led the team with 10 sacrifice bunts. He batted .285 with 10 doubles, one homer, and 27 RBIs.

Catcher Spencer Kieboom, a Johnny Bench Award Watch List member, entered the season as a valuable defensive player, but he also became one of the team's best contact hitters in 2011. The sophomore batted .282 with 10 doubles, one homer, 31 RBIs, and 22 walks against only 13 strikeouts. He threw out all five potential basestealers and added a pickoff in the Clemson Regional.

Freshmen Dominic Attanasio and Jon McGibbon were two key contributors off the bench. Attanasio had a .367 batting average with two doubles, one triple, one home run, and 11 RBIs in 33 contests. McGibbon batted .339 with four doubles, one homer, and 14 RBIs in 43 games.

2011 TEAM ACCOMPLISHMENTS

- Had its 47th-consecutive winning season.
- Finished ranked in the top 21 of all three major polls.
- Finished second in the nation in sacrifice flies (46), fifth in hits (687), sixth in batting average (.318), sixth in walks (304), 11th in runs (449), 14th in slugging percentage (.460), tied for 14th in stolen bases (106), and tied for 25th in doubles (127).
- Led the ACC in batting average by 14 points.
- Defeated #4 Florida State twice in three games on the road to close the regular season.
- Averaged 4,393 fans per home date, the ninth-highest figure in the nation.

McGibbon was a remarkable 10-for-17 (.588) as a pinch-hitter as well.

Clemson had a balanced pitching staff in 2011. Righthander David Haselden was one of four key contributors. The junior made 25 appearances (four starts) and was 6-1 with three saves and a 2.23 ERA. In 76.2 innings, he allowed 65 hits (.236 opponents' batting average) and 14 walks against 49 strikeouts.

Fifth-year righthander Justin Sarratt had a career year, as he made a team-high 13 starts among his 18 appearances. The graduate student had a team-high seven wins (7-2 record) with a 2.57 ERA. In a team-high 80.2 innings pitched, he allowed 72 hits (.238 opponents' batting average) and 14 walks against 65 strikeouts, good for a 4.64 strikeout-to-walk ratio.

Righthander Jonathan Meyer, a late-season addition to the weekend rotation, was 5-2 with a 3.31 ERA in 23 appearances (seven starts) while holding opponents to a .221 batting average. He also had 63 strikeouts against only 19 walks in 68.0 innings pitched.

Sophomore Dominic Leone, who missed time early in the season due to injury, had a team-high 72 strikeouts in 65.2 innings pitched over 15 appearances (12 starts). The righthander was 6-2 with a 3.70 ERA while holding opponents to a .219 batting average.

Junior righty Scott Weismann, who turned into the team's closer as the year progressed, had a team-high seven saves and 51 strikeouts in 57.0 innings pitched. Senior righty Alex Frederick was another anchor in the bullpen, as he made a team-high 27 appearances and had three saves.

Righthander Kevin Brady, who missed the majority of the season due to an arm injury, finished the year with a 2-0 record along with a 3.86 ERA in 10 appearances (three starts). He registered 33 strikeouts against only one walk in 23.1 innings pitched.

2011 STARTS BY POSITION

Pitcher

#	Player	GS
23	Justin Sarratt	13
6	Dominic Leone	12
33	Scott Weismann	8
20	Scott Firth	7
28	Jonathan Meyer	7
29	David Haselden	4
30	Will Lamb	4
19	Kevin Brady	3
21	Kevin Pohle	3
39	Alex Frederick	2

Catcher

#	Player	GS
22	Spencer Kieboom	46
9	Phil Pohl	17

First Base

#	Player	GS
8	Richie Shaffer	57
12	Jon McGibbon	4
9	Phil Pohl	2

Second Base

#	Player	GS
2	Jason Stolz	48
17	Steve Wilkerson	12
4	John Hinson	3

Shortstop

#	Player	GS
13	Brad Miller	49
2	Jason Stolz	14

Third Base

#	Player	GS
4	John Hinson	57
8	Richie Shaffer	6

Left Field

#	Player	GS
3	Jeff Schaus	63

Center Field

#	Player	GS
30	Will Lamb	54
18	Addison Johnson	6
1	Dominic Attanasio	2
26	Chris Epps	1


Right Field

#	Player	GS
26	Chris Epps	56
1	Dominic Attanasio	3
12	Jon McGibbon	3
9	Phil Pohl	1

Designated Hitter

#	Player	GS
9	Phil Pohl	37
1	Dominic Attanasio	5
22	Spencer Kieboom	5
30	Will Lamb	5
13	Brad Miller	5
12	Jon McGibbon	4
10	Mike Dunster	1
2	Jason Stolz	1

Note: **Bold** denotes returning player; 48.3 percent of the starts return in 2012.



THIRD-BASEMAN JOHN HINSON (#4) AND SHORTSTOP BRAD MILLER (#13) WERE TWO BIG REASONS THE TIGERS WERE SIXTH IN THE NATION IN BATTING AVERAGE IN 2011.

2011 SEASON REVIEW



PHIL POHL (#9) RECEIVED NUMEROUS OFF-THE-FIELD HONORS ALONG WITH BEING A SECOND-TEAM ALL-ACC SELECTION IN 2011.

Righthander Kevin Pohle, a second-team freshman All-American, was 5-2 with a team-best 1.93 ERA in 17 appearances. Fellow freshman righty Matt Campbell came on strong at the end of the season, as he was 1-0 with two saves while holding opponents to a team-best .154 batting average.

Sophomore righthander Scott Firth, who served as both a starter and long reliever in 2011, finished the season with a 5-1 record and 3.06 ERA in 16 appearances (seven starts).

The Tigers opened the season with a three-game series at home against Eastern Michigan. In game-one, Epps led off the game with a solo homer and Clemson went on to a 14-3 win, as every Tiger starter had at least one hit. After dropping game-two 7-6, Clemson won the series with a 5-1 win behind a solid start from Brady and another homer from Epps. Brady struck out 10 batters and allowed just two hits and one run in 5.1 innings pitched.

The following weekend, the Tigers went 3-0 in the First Pitch Invitational. In the first game against Cincinnati at Doug Kingsmore Stadium, Clemson totaled 15 hits on the way to a 15-4 win. The Tigers scored in each of the first seven innings and were led by Kieboom's three hits. The next day against Charleston Southern, the Tigers collected 18 hits in their 19-1 win at home. Clemson scored at least two runs in each of the first five innings, as 12 different Tigers recorded a hit. In the third game against Michigan State at Fluor Field in Greenville, SC, three Tiger pitchers combined for 14 strikeouts in Clemson's 8-0 victory.

Following a 5-1 midweek win over Wofford, Clemson faced #4 South Carolina in a three-game series. In game-one, the Gamecocks used three two-run homers en route to a 6-3 win in Columbia. In game-two at Doug Kingsmore Stadium, the Tigers scored six runs in the eighth inning for a come-from-behind 10-5 victory that ended South Carolina's 14-game winning streak. Two days later, the Gamecocks won the season series with a 5-4 win at Fluor Field.

The Tigers' struggles continued when they were swept in a three-game series at Doug Kingsmore Stadium by #6 Virginia and Presbyterian College downed the Tigers at Fluor Field by a score of 4-3.

Clemson seemed to get things back on track the next weekend with a three-game sweep of Duke at home. In game-one, Meyer pitched 5.0 strong innings in relief to lead Clemson to a 9-6 win. The next day, the Tigers batted around twice, in the first and fourth innings, en route to a

16-7 win. The Tigers completed the sweep with a 9-3 win behind Firth, who pitched 6.2 strong innings. He allowed three hits and no earned runs in his first career ACC start.

The Tigers continued their winning ways with a two-game, midweek sweep of Elon by a combined score of 16-4. In game-one, Sarratt tossed 6.0 scoreless innings of four-hit ball with 10 strikeouts in a 7-2 win. In game-two, Attanasio went 3-for-4 with his first career home run to lead Clemson to a 9-2 victory.

After dropping two of three games at N.C. State, the Tigers welcomed Georgia to Clemson in an important contest for both teams. Shaffer hit a grand slam to highlight a seven-run sixth inning, as Clemson won 11-5.

After suffering a three-game sweep at #6 North Carolina, Clemson started what Leggett termed the Tigers' "second season" with a key midweek contest against Coastal Carolina. The Tigers trailed 4-3 entering the bottom of the ninth inning before Attanasio hit a pinch-hit, run-scoring double to send the game into extra innings. McGibbon came through in the 10th inning with a walkoff single in Clemson's 5-4 win.

After a 12-3 win over Western Carolina, Clemson took two of three games from Maryland at Doug Kingsmore Stadium. In game-one, the Tigers used 13 hits and a five-run second inning to defeat the Terrapins 12-3. In game-two, Firth and Haselden combined for a three-hit shutout in Clemson's 7-0 win. Maryland salvaged the series with a 7-6 win in the finale.

After a 7-2 win over Presbyterian College, Clemson swept a three-game set at a cold and windy Boston College. In game-one, the Tigers collected nine extra-base hits, including homers by Lamb and Hinson, en route to a 9-2 win. The next day in the first game of a double-header, the Tigers pushed across four runs in the seventh inning and held on for a 7-5 win. Clemson completed the sweep with a 9-2 victory behind Meyer's 7.0 strong innings pitched in his first career start.

Following a 5-2 victory at Georgia, highlighted by Miller's three-run homer, Clemson welcomed Wake Forest to town for a three-game series. The Tigers opened the series with a 2-0 victory behind 8.1 scoreless innings pitched of three-hit, 10-strikeout ball from Leone. After dropping a 9-3 decision in game-two, Clemson won the series with a 10-4 win in game-three thanks to a five-run fifth inning.

After a 5-0 home win over Furman and a 6-4 victory at Western Carolina, the Tigers welcomed #9 Georgia Tech

2011 INDIVIDUAL HONORS

#19 Kevin Brady • RHP • *So.

- 17th-round draft pick of the Cleveland Indians

#26 Chris Epps • OF • Sr.

- 45th-round draft pick of the Houston Astros
- All-ACC Tournament selection
- ACC Player-of-the-Week (5/23)

#39 Alex Frederick • RHP • *Sr.

- NCBWA Stopper-of-the-Year Award Watch List

#4 John Hinson • 3B/2B • *Jr.

- 13th-round draft pick of the Houston Astros
- Second-team All-ACC by SEBaseball.com
- Tiger Baseball Award co-winner (leadership)
- Clemson (SC) Regional All-Tournament selection

#22 Spencer Kieboom • C • So.

- Bob Bradley Award winner (team MVP of the three-game series against South Carolina)
- Johnny Bench Award Watch List

#30 Will Lamb • OF/LHP/1B • Jr.

- Second-round draft pick of the Texas Rangers
- John Olerud Two-Way Player-of-the-Year Award Watch List
- Second-Team All-ACC selection
- Second-team All-ACC by SEBaseball.com
- Clemson (SC) Regional All-Tournament selection

#13 Brad Miller • SS • Jr.

- Second-round draft pick of the Seattle Mariners
- Golden Spikes Award Semifinalist
- Dick Howser Trophy Semifinalist
- Brooks Wallace Shortstop-of-the-Year Award winner
- First-team All-American by ABCA
- First-team All-American by Baseball America
- First-team All-American by Collegiate Baseball
- Second-team All-American by NCBWA
- Second-team All-American by Perfect Game
- First-team All-Atlantic Region by ABCA
- ACC Player-of-the-Year
- ACC Batter-of-the-Year by SEBaseball.com
- First-Team All-ACC selection
- First-team All-ACC by SEBaseball.com
- Mitchell Award winner (team MVP)
- National Player-of-the-Week by Collegiate Baseball (4/11)
- National Co-Hitter-of-the-Week by NCBWA (4/11)
- ACC Player-of-the-Week (4/11)
- ACC Player-of-the-Week (5/2)
- ACC Player-of-the-Week (5/16)

#51 Joseph Moorefield • LHP • *So.

- 26th-round draft pick of the Kansas City Royals

#9 Phil Pohl • C/1B/OF • Jr.

- Second-Team All-ACC selection
- Third-Team Academic All-American by CoSIDA
- First-Team Academic All-District III by CoSIDA
- Dedication Award winner (team strength training)
- Tiger Baseball Award co-winner (leadership)
- Clemson (SC) Regional All-Tournament selection

#21 Kevin Pohle • RHP • Fr.

- Second-team freshman All-American by NCBWA

#23 Justin Sarratt • RHP • *Gr.

- Stowe Award winner (team most valuable pitcher)
- ACC Pitcher-of-the-Week (5/2)

#3 Jeff Schaus • OF • Sr.

- 16th-round draft pick of the Los Angeles Dodgers
- Golden Spikes Award Watch List
- Second-Team All-ACC selection

#8 Richie Shaffer • 1B/3B • So.

- Second-team All-Atlantic Region by ABCA
- First-Team All-ACC selection
- First-team All-ACC by SEBaseball.com
- ACC Co-Player-of-the-Week (4/4)

#33 Scott Weismann • RHP • Jr.

- 46th-round draft pick of the Chicago Cubs

to Doug Kingsmore Stadium. In the series-opener, Leone allowed just two hits in 8.0 innings pitched with 10 strike-

2011 SEASON REVIEW



DOMINIC LEONE'S EMERGENCE AS A RELIABLE FRIDAY STARTER SPARKED CLEMSON'S LATE-SEASON SURGE.

outs in Clemson's 4-2 win. After dropping game-two 5-1, the Tigers won the series with a 3-1 victory in game-three. Sarratt, making his first ACC start of the season and only the third of his career, allowed just three hits and one unearned run while tossing 8.1 strong innings.

Following a week off for exams, the Tigers faced Gardner-Webb in a three-game series. In game-one of a doubleheader at Clemson, the Tigers scored five runs in the third inning and seven runs in the seventh on their way to a 13-1 win. In game-two of the doubleheader, Clemson totaled 20 hits and scored in seven of the eight innings in which it batted on the way to a 12-0 win. In game-three at Gardner-Webb, the Tigers completed the sweep with a 5-1 win in Clemson's first-ever game in Boiling Springs, NC.

Two days later, Clemson scored all five of its runs on two-out hits in its 5-1 win over Furman at Fluor Field. The

next night at Clemson, the Tigers defeated East Tennessee State 8-3 behind 14 hits, including a 4-for-4 performance from Miller.

The Tigers then traveled to Blacksburg, VA for a three-game series against Virginia Tech. In game-one, which was the first game of a doubleheader, Schaus went 2-for-2 with two RBIs and reached base in all five of his plate appearances to lead Clemson to a 7-2 win. In the second game of the doubleheader, Miller broke a 3-3 tie with a three-run homer in the eighth inning to lift the Tigers to an 8-3 victory. Virginia Tech was able salvage the final game of the series 3-2 despite Meyer's first career complete game.

In the Tigers' final regular-season home game, Clemson amassed 23 hits to rout Davidson 19-0. The Tigers scored in all eight of the innings in which they batted and tied a school record for batting average (.523) in a game.

Clemson then traveled to #4 Florida State for its final series of the year. In game-one, the Seminoles scored in five of the first six innings and outlasted the Tigers 8-6. Clemson rebounded the next night, as it jumped out to a 7-0 lead after five innings and held on for a 7-4 win. The Tigers closed the regular season with their seventh weekend series win in a row and sixth ACC series win in a row thanks to an 8-5 win to secure the #6 seed in the ACC Tournament at Durham Bulls (NC) Athletic Park.

In game-one of the tourney, Leone and Haselden combined for a six-hit shutout in Clemson's 9-0 win over #8 Georgia Tech. Epps hit a three-run homer in the fourth inning to break a scoreless tie and the Tigers erupted for five runs in the ninth inning to put the game away. In game-two, the Tigers faced #7 Florida State for the fourth time in eight days and the Seminoles came out on top 6-3. In its third and final game of the tournament, Clemson used three home runs to beat N.C. State 6-3.

After the ACC Tournament, Clemson was selected to host an NCAA Regional. The Tigers, who were the #1 seed, opened NCAA Tournament play against #4-seeded Sacred Heart. Clemson scored all 11 of its runs during the first three innings of the game and cruised to an 11-1 victory, highlighted by Hinson's three-run home run. In game-two of the regional, Shaffer, Lamb, and Hinson all hit home runs to lead the Tigers to a 12-7 victory over #21 Coastal Carolina.

In the Tigers' third game of the regional, #16 Connecticut hit a walkoff single with two outs in the ninth inning for a 7-6 victory that forced a winner-take-all game the following night. The Huskies' rally came after Kieboom lined a two-out, two-run single in the top of the ninth inning to tie the score 6-6. In the deciding game, the Huskies pushed across three runs in the first inning and the Tigers never recovered, as Connecticut went on to a 14-1 victory to capture the Clemson Regional title.

Clemson ended the season ranked #16 by **Sports Weekly**, #21 by **Baseball America**, and #21 by **Collegiate Baseball**. The fans continued their strong support of the program, as 158,154 fans attended the 36 home dates. The 4,393 fans per date was the ninth-highest average in the nation.

Eight Tigers were chosen in the Major League draft in June. The Seattle Mariners drafted Miller in the second round, while the Texas Rangers picked Lamb in the second round. Hinson, Schaus, Brady, Joseph Moorefield, Epps, and Weismann were also selected later in the draft.

2011 FINAL POLLS

Baseball America

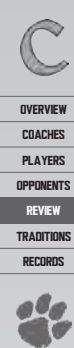
Rk	School	W-L	Pvs
1.	South Carolina	55-14	4
2.	Florida	53-19	1
3.	Virginia	56-12	2
4.	Vanderbilt	54-12	3
5.	North Carolina	51-16	13
6.	Texas	49-19	5
7.	Texas A&M	47-22	7
8.	Florida State	46-19	6
9.	Arizona State	43-18	10
10.	Oregon State	41-19	15
11.	California	38-23	---
12.	Connecticut	45-20-1	18
13.	Stanford	35-22	24
14.	Cal State Fullerton	41-17	8
15.	Rice	42-21	9
16.	UC Irvine	43-18	---
17.	Mississippi State	38-25	---
18.	Dallas Baptist	42-20	---
19.	TCU	43-19	11
20.	Georgia Tech	42-21	12
21.	Clemson	43-20	14
22.	UCLA	35-24	17
23.	Miami (FL)	38-23	16
24.	Arkansas	40-22	19
25.	East Carolina	41-21	23

Collegiate Baseball

Rk	School	W-L	Pts	Pvs
1.	South Carolina	55-14	497	4
2.	Florida	53-19	492	1
3.	Virginia	56-12	491	2
4.	Vanderbilt	54-12	490	3
5.	North Carolina	51-16	488	7
6.	California	38-23	485	8
7.	Texas	49-19	483	5
8.	Texas A&M	47-22	479	6
9.	Florida State	46-19	477	9
10.	Oregon State	41-19	474	10
11.	Arizona State	43-18	472	11
12.	UC Irvine	43-18	471	12
13.	Connecticut	45-20-1	467	13
14.	Stanford	35-22	464	14
15.	Mississippi State	38-25	461	15
16.	Dallas Baptist	42-20	457	16
17.	TCU	43-19	455	17
18.	Cal State Fullerton	41-17	453	18
19.	Georgia Tech	42-21	450	19
20.	UCLA	35-24	449	20
21.	Clemson	43-20	447	21
22.	Miami (FL)	38-23	444	22
23.	Oral Roberts	39-22	442	23
24.	Rice	42-21	439	24
25.	Arizona	39-21	437	25

Sports Weekly

Rk	School	W-L	Pts	Pvs
1.	South Carolina (31)	55-14	775	4
2.	Florida	53-19	744	3
3.	Vanderbilt	54-12	700	2
4.	Virginia	56-12	694	1
5.	North Carolina	51-16	641	7
6.	Texas A&M	47-22	589	8
7.	Texas	49-19	574	5
8.	California	38-23	540	---
9.	Florida State	46-19	501	6
10.	Arizona State	43-18	447	11
11.	Oregon State	41-19	420	16
12.	UC Irvine	43-18	402	17
13.	Stanford	35-22	328	21
14.	Connecticut	45-20-1	321	24
15.	Mississippi State	38-25	260	---
16.	Clemson	43-20	253	12
17.	Cal State Fullerton	41-17	236	9
18.	Dallas Baptist	42-20	232	---
19.	TCU	43-19	225	10
20.	Georgia Tech	42-21	209	14
21.	Rice	42-21	184	13
22.	UCLA	35-24	153	18
23.	Arkansas	40-22	145	19
24.	Miami (FL)	38-23	114	23
25.	Arizona	39-21	80	---



2011 SENIORS & PRO SIGNEES



#48 Jay Cox

OF • R-R • 5-9 • 165 • 1VL

Belton, SC • Florence-Darlington Technical College

Senior outfielder who joined the team prior to the 2010 season.

2011: Was 2-for-11 (.182) with a double, two RBIs, and one walk in eight games, all off the bench...was 2-for-5 with runners in scoring position...went 2-for-3 with a double and two RBIs off the bench against Charleston Southern on Feb. 26.

2010: Did not appear in a game.

Before Clemson: Played two seasons (2008,09) at Florence-Darlington Technical College, where he was coached by Curtis Hudson...red-shirted at Florence-Darlington Technical College in 2007...all-region selection as a sophomore and senior at Belton-Honea Path High...lettered three times in baseball and three times in football at Belton-Honea Path High, where he was coached by Steve Williams.

Personal: His father, Jimmy, played football at Furman (1977,78) and was a member of the Clemson football team (1979,80)...graduated on Dec. 22, 2011 with a degree in sociology...born James Robert Cox, Jr. on June 8, 1988 in Spartanburg, SC.

Cox's Career Stats

Year	AVG	G-S	AB	R	H	2B	3B	HR	RBI	OB%	SB
2011	.182	8-0	11	0	2	1	0	0	2	.250	0-0



#26 Chris Epps

OF • L-R • 6-1 • 195 • 4VL

Stone Mountain, GA • Dunwoody HS

Two-time team co-captain...a career .260 hitter in 213 games (160 starts) over four seasons...had 22 doubles, five triples, 18 homers, 97 RBIs, and 41 steals in his career...had 142 walks and a .408 on-base percentage...ninth in Clemson history in walks...his

career mark of one walk every 4.20 at-bats was third-best in school history...had seven career outfield assists...was 23-for-61 (.377) with two homers, 13 RBIs, and 16 runs in 19 career NCAA Tourney games.

2011: Drafted in the 45th round (#1360 overall pick) by the Houston Astros and signed in June...team co-captain...hit .292 with 44 runs, six doubles, two triples, 10 homers, 42 RBIs, 41 walks, a .422 on-base percentage, and 11 steals in 61 games (57 starts, including 56 in right field and one as the DH)...tied for seventh in the ACC in homers...in the last 13 games, he was 19-for-44 (.432) with four homers, one double, one triple, and 15 RBIs...named ACC Player-of-the-Week on May 23; in four games from May 17-21, he was 9-for-15 (.600) with two homers, one triple, five RBIs, five runs, and two walks...had a 10-game hitting streak from May to June...hit a solo homer as Clemson's first batter of the season against Eastern Michigan on Feb. 18...went 2-for-3 with a homer at #4 Florida State on May 20; he was 5-for-9 with a homer, two RBIs, three runs, and two walks in the series...hit a three-run homer to break a scoreless tie in the fourth inning against #8 Georgia Tech in the ACC Tournament on May 25...hit a homer with a hit-by-pitch against N.C. State in the ACC Tournament on May 28; he earned All-ACC Tournament honors by going 3-for-9 with two homers, a double, and five RBIs in three games.

2010: Team co-captain...hit .221 with 45 runs, eight doubles, one triple, three homers, 16 RBIs, 46 walks, a .389 on-base percentage, and 16 steals in 56 games (41 starts, including 24 in centerfield, 15 as the DH, and two in right field)...ninth in the ACC in walks...started a team-high 35 games as the leadoff batter...received the Bob Bradley Award as Clemson's MVP of the three-game series against #15 South Carolina from Mar. 5-7; he was 7-for-14 with two homers, one double, six RBIs, and six runs in three starts...had a streak of seven straight games reaching base at least three times and a streak of eight games reaching base at least twice, both in April...went 3-for-6 with a grand slam, five RBIs, two runs, and a walk at #15 South Carolina on Mar. 7...hit a pinch-hit, run-scoring triple against #16 Alabama in the Clemson Super Regional on June 12...went 2-for-4 with two runs and a walk against #16 Alabama in the Clemson Super Regional on June 14; he was 4-for-8 with a triple in three Clemson Super Regional games.

2009: Hit .297 with 32 runs, six doubles, two triples, four homers, 27 RBIs, and nine steals in 56 games (29 starts, including 25 as the DH, three in right field, and one in centerfield)...had a .415 on-base percentage thanks to 25 walks in 128 at-bats...hit a team-high .464 with one double, two homers, nine RBIs, and eight runs in seven NCAA Tournament games...inserted into the starting lineup as the leadoff batter and DH for the last 13 games of the regular season, the three ACC Tournament games, and the seven NCAA Tournament games, as Clemson had a 16-7 record over that span; he was 30-for-90 (.333) with four doubles, one triple, three homers, 20 RBIs, 24 runs, 12 walks, and six steals in the last 23 games and reached base via a hit or walk in 22 of those 23 games; he also hit safely in 12 of the last 13 games and in all seven NCAA Tournament games...named Clemson Regional MVP and a member of the Clemson Regional All-Tournament team after going 10-for-19 (.526) with one double, two homers, six RBIs, and seven runs in five games...hit a bunt single in the ninth inning and scored the winning run against Tennessee Tech in the Clemson Regional on May 29...went 2-for-4 with a double, homer, two RBIs, and

two runs against Oklahoma State in the Clemson Regional on June 1; his two-out, two-run homer on a 0-2 pitch in the seventh inning started Clemson's comeback from a 5-1 deficit...played for Thomasville in the Coastal Plain League in the summer, where he hit .344 with 10 doubles, five triples, six homers, 22 RBIs, a .470 on-base percentage, and 12 steals in 33 games; named to the league's All-Star team.

2008: Hit .218 with 19 runs, two doubles, one homer, 12 RBIs, a .406 on-base percentage, and five steals in 40 games (33 starts, including a team-high 27 in right field and six as the DH)...second on the team in on-base percentage...walked once every 3.37 at-bats (30 walks in 101 at-bats), the fifth-best mark in school history...went 2-for-4 with a two-run homer in the second game of a doubleheader against Mercer on Feb. 23; he went 5-for-7 in the doubleheader and was 5-for-5 in the first five official at-bats; he also walked, therefore he reached base safely in each of his first six plate appearances.

Before Clemson: Member of the state championship team as a senior at Dunwoody High School, the school's first-ever state title...#106 prospect in the nation by **Perfect Game** and #111 prospect by **Baseball America**...drafted in the 28th round (#869 overall pick) by the Chicago White Sox...lettered four times in baseball at Dunwoody High, where he was coached by Tom Bass.

Personal: Graduated on Dec. 22, 2011 with a degree in community recreation, sport, & camp management...born Christopher Kenneth Epps on Dec. 10, 1988 in Atlanta, GA.

Epps' Career Stats

Year	AVG	G-S	AB	R	H	2B	3B	HR	RBI	OB%	SB
2008	.218	40-33	101	19	22	2	0	1	12	.406	5-6
2009	.297	56-29	128	32	38	6	2	4	27	.415	9-11
2010	.221	56-41	172	45	38	8	1	3	16	.389	16-23
2011	.292	61-57	195	44	57	6	2	10	42	.422	11-14
Totals	.260	213-160	596	140	155	22	5	18	97	.408	41-54



#39 Alex Frederick

RHP • R-R • 5-10 • 170 • 3VL

Lagrangeville, NY • Dutchess CC

Former junior college transfer who was effective in long and short relief roles...had a 9-6 record, seven saves, a 4.30 ERA, and 97 strikeouts against 59 walks in 125.2 innings pitched over 72 career appearances (five starts) at the collegiate level (four seasons, one at Iona and three at Clemson)...in three seasons as a Tiger, he was 8-5 with seven saves, a 3.62 ERA, and 91 strikeouts against 45 walks in 107.0 innings pitched over 66 appearances (three starts).

2011: NCBWA Stopper-of-the-Year Award Watch List member...had an 0-3 record, three saves, and a 3.34 ERA in a team-high 27 appearances (two starts)...in 35.0 innings pitched, he allowed 28 hits (.230 opponents' batting average), no homers, and 13 walks with 29 strikeouts...in 17.1 innings pitched after the seventh inning, he allowed just 12 hits (.200 opponents' batting average), three runs (1.56 ERA), and four walks with 22 strikeouts...held opponents to 3-for-36 (.083) with two outs.

2010: Had a 7-2 record, a team-high four saves, and a 3.75 ERA in a team-high 33 appearances (one start)...in 62.1 innings pitched, he allowed 63 hits (.272 opponents' batting average) and 28 walks with 54 strikeouts...fourth in the ACC in appearances, fourth in relief appearances, and tied for 10th in saves...his 33 appearances tied for most in school history and his 32 relief appearances tied for fourth-most...had a team-high three pickoffs...in 10.2 innings pitched over six relief appearances in the NCAA Tournament, he had a 1-0 record, two saves, a 2.53 ERA, and 11 strikeouts against three walks; his six appearances, six relief appearances, and two saves either set or tied a school record for a single NCAA Tournament...earned victories in four consecutive outings and six of seven outings late in the season...pitched 4.2 innings in relief, allowing one hit, no runs, and two walks with five strikeouts to earn the victory against #7 Florida State on May 22; he earned two victories in the series, becoming the first Tiger to win two games in a series since the 1994 season...pitched 3.0 innings in relief, allowing one hit, no runs, and one walk with two strikeouts to record the save against #1 Arizona State in the College World Series on June 21...pitched a scoreless ninth inning with a strikeout to register the save against #6 Oklahoma in the College World Series on June 22; in 4.2 innings pitched over three relief appearances in the College World Series, he recorded two saves with a 1.93 ERA and four strikeouts.

2009: Had a 1-0 record and 3.72 ERA in six relief appearances...in 9.2 innings pitched, he allowed 11 hits (.289 opponents' batting average) and four walks with eight strikeouts...pitched 2.0 perfect innings in relief with three strikeouts in the first game of a doubleheader against #5 Miami (FL) on Apr. 11...pitched 2.0 innings in relief, allowing one hit, no runs, and no walks with three strikeouts to earn his first win as a Tiger against Western Carolina on Apr. 15.

Before Clemson: Played at Dutchess Community College in 2008, where he was coached by Steve Greller...played at Iona in 2007, where he was 1-1 with an 8.20 ERA in 18.2 innings pitched over six appearances (two starts)...all-state, all-conference, and all-section pick along with earning section MVP honors as a senior at Our Lady of Lourdes High...had a 23-3 record and over 200 strikeouts in his high school career...member of the state championship team as a senior...lettered

three times at Our Lady of Lourdes High, where he was coached by Greller.

Personal: His father, David, played baseball and football at Union...graduated on May 13, 2011 with a degree in economics...born Alexander Peter Frederick on Apr. 23, 1988 in Lagrangeville, NY.

Frederick's Career Stats

Year	ERA	W-L	G-S	SV	IP	H	R	ER	BB	SO
2007*	8.20	1-1	6-2	0	18.2	32	22	17	14	6
2009	3.72	1-0	6-0	0	9.2	11	5	4	4	8
2010	3.75	7-2	33-1	4	62.1	63	28	26	28	54
2011	3.34	0-3	27-2	3	35.0	28	16	13	13	29
Totals	4.30	9-6	72-5	7	125.2	134	71	60	59	97

* - Iona



#4 John Hinson

3B/2B • L-R • 6-1 • 180 • 3VL

Asheville, NC • A.C. Reynolds HS

Became Clemson's everyday starter at third base in late March of 2010 after starting the season as a backup...had a tremendous upside and good speed...a career .329 hitter in 166 games (142 starts) over three active seasons...had 21 doubles, five triples, 27

homers, a .521 slugging percentage, 127 RBIs, 132 runs, and 53 steals...hit .475 (29-for-61) with 20 runs, two doubles, one triple, seven homers, 19 RBIs, an .885 slugging percentage, seven walks, a .536 on-base percentage, and five steals in 15 career NCAA Tournament games; his .475 career batting average in the NCAA Tournament was the best mark in school history...drafted three times in his career.

2011: Drafted in the 13th round (#400 overall pick) by the Houston Astros and signed in June...team co-captain...second-team All-ACC by SEBaseball.com...co-winner of the Tiger Baseball Award, given to the team's best leader...hit .331 with 62 runs, 12 doubles, three triples, nine homers, 41 RBIs, a .388 on-base percentage, and 23 steals in 60 games (60 starts, including 57 at third base and three at second base)...led or tied for the team lead in at-bats (245), runs, hits (81), and steals...tied for second in the ACC in runs, fourth in steals, and tied for 10th in hits...had 23 multi-hit games, including eight games with at least three hits...had a 10-game hitting streak in April...had a 14-game hitting streak in May...member of the Clemson Regional All-Tournament team after going 8-for-17 (.471) with two homers, one double, six RBIs, seven runs, three walks, and two steals in four games.

2010: Drafted in the 13th round (#411 overall pick) by the Philadelphia Phillies...first-team All-ACC by SEBaseball.com...hit .351 with 60 runs, nine doubles, one triple, 17 homers, 75 RBIs, 26 walks, and a team-high 25 steals in 67 games (57 starts, including 54 at third base and three as the DH)...second in the ACC in steals, fourth in RBIs, and tied for sixth in homers...had 25 multi-hit games and 19 multi-RBI games...hit a team-high .425 with runners in scoring position...was 21-for-44 (.477) with five homers, one double, one triple, 13 RBIs, 13 runs, and four walks in 11 NCAA Tournament games; his 21 hits set a school record for a single NCAA Tournament; had nine multi-hit games in the NCAA Tournament...had a 14-game hitting streak from late March to April...named Auburn Regional MVP and a member of the Auburn Regional All-Tournament team after going 9-for-16 (.563) with three homers, one double, five RBIs, five runs, a .611 on-base percentage, and no errors, including several key fielding plays that saved runs, in four games; he had at least two hits and one RBI in each of the four games...named to the All-College World Series team after going 7-for-16 (.438) with a triple, three RBIs, three runs, and two steals in four games...went 5-for-6 with three homers and seven RBIs against South Carolina-Upstate on Apr. 21; he hit two three-run homers, a solo homer, and had 14 total bases; he tied the school record and became the 13th Tiger in history to hit three home runs in one game; the homers, RBIs, and total bases were all team-season-highs...went 3-for-5 with a homer, two RBIs, and two runs against #16 Alabama in the Clemson Super Regional on June 14; he was 5-for-12 (.417) with two homers, five RBIs, and five runs in three Clemson Super Regional games...went 3-for-4 with two RBIs, a run, and two steals against #6 Oklahoma in the College World Series on June 22...played for Cotuit in the Cape Cod League in the summer, where he hit .246 with three doubles, one homer, eight RBIs, and six steals in 21 games.

2009: Red-shirted...suffered a back injury early in the season and had surgery in March.

2008: Hit .264 with 10 runs, one triple, one homer, 11 RBIs, and five steals in 39 games (25 starts, including 20 at third base and five as the DH)...hit a two-run homer, his first career long ball, against #21 Coastal Carolina on Mar. 18...played for Hyannis in the Cape Cod League in the summer, where he batted .222 in 18 at-bats over five games.

Before Clemson: Team MVP as a senior at A.C. Reynolds High School...set the school record for career hits...four-time all-conference pick...drafted in the 40th round (#1210 overall pick) by the Philadelphia Phillies...lettered four times in baseball at A.C. Reynolds High, where he was coached by Bryan Craig.

Personal: Married the former Aileen Burdette (Easley, SC) on April 9, 2011 in Columbia, SC...member of the ACC Academic Honor Roll in 2010-11...majoring in history...born John David Hinson II on Sept. 13, 1988 in Asheville, NC.

2011 SENIORS & PRO SIGNEES

Hinson's Career Stats

Year	AVG	G-S	AB	R	H	2B	3B	HR	RBI	OB%	SB
2008	.264	39-25	87	10	223	0	1	11	320	.320	5-6
2010	.351	67-57	251	60	88	9	1	17	75	.410	25-30
2011	.331	60-60	245	62	81	12	3	9	41	.388	23-29
Totals	.329	166-142	583	132	192	21	5	27	127	.387	53-65



#18 Addison Johnson

OF/LHP • L-L • 5-7 • 175 • 4VL

Pfafftown, NC • North Forsyth Senior HS

A career .253 hitter in 185 games (117 starts) over four active seasons...had 16 doubles, seven triples, five homers, 52 RBIs, 79 runs, 13 sacrifice bunts, and 27 steals in his career...was 13-for-31 (.419) with three doubles, one triple, and a .550 on-base percentage in 15 career NCAA Tournament games.

2011: Hit .176 with three runs, a double, RBI, and two steals in 20 games (six starts in centerfield)...had an 0-0 record and 9.00 ERA in one relief appearance.

2010: Hit .256 with 16 runs, one double, two triples, two homers, 14 RBIs, 16 walks, and eight steals in eight attempts in 54 games (17 starts, all in centerfield)...hit .300 with a .431 on-base percentage and four steals in 23 ACC regular-season games...came off the bench and hit a solo homer at #15 South Carolina on Mar. 7...played for Statesville in the Southern Collegiate Baseball League in the summer, where he hit .452 with a homer, triple, two doubles, four RBIs, and five steals in 11 games...had surgery to repair a torn ACL on Aug. 26.

2009: Drafted in the 48th round (#1443 overall pick) by the Oakland Athletics...hit .217 with 25 runs, six doubles, two homers, 14 RBIs, five sacrifice bunts, and nine stolen bases in 50 games (36 starts, all in centerfield)...led off the ninth inning with a pinch-hit single and scored the tying run against Tennessee Tech in the Clemson Regional on May 29...played for Chatham in the Cape Cod League in the summer, where he hit .155 with six steals in 30 games.

2008: Red-shirted...missed the entire season due to two different injuries; he suffered a hamstring injury just prior to the start of the season, then he suffered a hand injury in late February.

2007: Hit .286 with 35 runs, eight doubles, a team-high five triples, one homer, 23 RBIs, and eight steals in 61 games (58 starts, including 52 in left field and six in centerfield)...fifth in the ACC in triples per game...had 19 multi-hit games...was 8-for-17 (.471) with a double, triple, three RBIs, and a .571 on-base percentage in five NCAA Tournament games...hit .393 with a .500 on-base percentage in the postseason...went 3-for-4 with two RBIs and a walkoff double in the ninth inning against Georgia on Apr. 4...played for Chatham in the Cape Cod League in the summer, where he hit .276 with a .321 on-base percentage and eight steals in 40 games.

Before Clemson: First-team all-state as a senior at North Forsyth Senior High...#60 prospect in the nation by **Baseball America** and #167 prospect by **Perfect Game**...North Carolina's MVP of the North Carolina vs. South Carolina All-Star game...high school teammate of former Tiger D.J. Mitchell (2006-08)...lettered four times in baseball at North Forsyth Senior High, where he was coached by Jamie Lowe.

Personal: Graduated on May 13, 2011 with a degree in management...born Addison Lee Johnson on Dec. 26, 1987 in Winston-Salem, NC.

Johnson's Career Stats

Year	AVG	G-S	AB	R	H	2B	3B	HR	RBI	OB%	SB
2007	.286	61-58	217	35	62	8	5	1	23	.365	8-11
2009	.217	50-36	138	25	30	6	0	2	14	.310	9-12
2010	.256	54-17	82	16	21	1	2	2	14	.392	8-8
2011	.176	20-6	34	3	6	1	0	0	1	.200	2-2
Totals	.253	185-117	471	79	119	16	7	5	52	.343	27-33

Year	ERA	W-L	G-S	SV	IP	H	R	ER	BB	SO
2011	9.00	0-0	1-0	0	1.0	3	1	1	0	0



#30 Will Lamb

OF/LHP/1B • L-L • 6-6 • 175 • 3VL

Seaford, VA • York HS

Two-way player who had great speed in the field and on the bases along with a tremendous upside on the mound...a career .316 hitter in 138 games (112 starts) over three seasons...had 20 doubles, six triples, seven homers, 81 RBIs, 96 runs, and 31 steals in his career...in 98.2 innings pitched over 43 appearances (15 starts), he had a 5-5 record, three saves, and a 4.47 ERA while allowing 103 hits (.271 opponents' batting average) and 44 walks with 74 strikeouts.

2011: Drafted in the second round (#83 overall pick) by the Texas Rangers and signed in June...John Olerud Two-Way Player-of-the-Year Award Watch List member...Second-Team All-ACC selection...second-team All-ACC by **SEBaseball.com**...hit .348 with 46 runs, 11 doubles, a team-high four triples, three homers, 39 RBIs, a .389 on-base percentage, and 13 steals in 59 games (59 starts, including 54 in centerfield and five as the DH)...fourth in the ACC in batting average and tied for fourth in triples...hit safely in 46 of his last 51 games and 35 of his last 38 games...had an 11-game hitting streak in March...

had a 25-game hitting streak from April to May, the fifth-longest in school history and the longest by an ACC player during the season...had a hit in seven straight at-bats and reached base via a hit or walk in nine straight plate appearances over three games from May 15-19...member of the Clemson Regional All-Tournament team after going 6-for-15 (.400) with a homer, triple, two RBIs, six runs, and two walks in four games...had a 1-1 record and 5.11 ERA in 10 appearances (four starts)...in 24.2 innings pitched, he allowed 24 hits (.253 opponents' batting average) and 11 walks with 29 strikeouts...went 5-for-5 with a double, three RBIs, and three runs against Davidson on May 17; his five hits were a team-season-high; he also pitched a perfect inning in relief with two strikeouts...went 3-for-5 with a homer, two RBIs, two runs, and a steal at #4 Florida State on May 20.

2010: Hit .289 with 42 runs, six doubles, two triples, four homers, 36 RBIs, 23 walks, four hit-by-pitches, and 14 steals in 14 attempts in 52 games (42 starts, including 29 at first base, 12 as the DH, and one as the pitcher)...had an 11-game hitting streak in May...had a 4-4 record, two saves, and a 5.02 ERA in 18 appearances (10 starts)...in 52.0 innings pitched, he allowed 57 hits and 25 walks with 30 strikeouts...went 4-for-4 with a double, homer, three runs, and three RBIs against Miami (OH) on Feb. 19; it was his first career game and start at first base...pitched 7.0 innings in a starting role, allowing five hits (all singles), one earned run, and two walks with two strikeouts to earn the win in the first game of a doubleheader at #1 Virginia on Mar. 27...retired the only batter he faced to record the save against #16 Alabama in the Clemson Super Regional on June 14...played for Peninsula in the Coastal Plain League in the summer, where he hit .396 with five doubles and eight steals in eight attempts in 12 games.

2009: Hit .268 with eight runs, three doubles, six RBIs, and five steals in 27 games (11 starts, including eight in centerfield and three as the DH)...had an 0-0 record, one save, and a 2.45 ERA in 15 appearances (one start)...in 22.0 innings pitched, he allowed 22 hits (.256 opponents' batting average) and eight walks with 15 strikeouts...played for Peninsula in the Coastal Plain League in the summer, where he hit .236 with 26 steals in 33 games and was 1-3 with a 6.23 ERA in 30.1 innings pitched over six starts on the mound; had 32 strikeouts against only 10 walks; named to the league's All-Star team.

Before Clemson: First-team all-state outfielder as a senior at York High School...played in the Virginia East-West All-Star game...region player-of-the-year and first-team all-region selection as an outfielder and pitcher as a senior...first-team all-state outfielder as a junior...lettered four times in baseball and once in basketball at York High, where he was coached by Bob Pearce.

Personal: Member of the ACC Academic Honor Roll in 2008-09...majoring in communication studies...born William Bradley Lamb on Sept. 9, 1990 in Newport News, VA.

Lamb's Career Stats

Year	AVG	G-S	AB	R	H	2B	3B	HR	RBI	OB%	SB
2009	.268	27-11	56	8	15	3	0	0	6	.317	4-5
2010	.289	52-42	173	42	50	6	2	4	36	.381	14-14
2011	.348	59-59	227	46	79	11	4	3	39	.389	13-17
Totals	.316	138-112	456	96	144	20	6	7	81	.377	31-36

Year	ERA	W-L	G-S	SV	IP	H	R	ER	BB	SO
2009	2.45	0-0	15-1	1	22.0	22	6	6	8	15
2010	5.02	4-4	18-10	2	52.0	57	34	29	25	30
2011	5.11	1-1	10-4	0	24.2	24	15	14	11	29
Totals	4.47	5-5	43-15	3	98.2	103	55	49	44	74



#13 Brad Miller

SS • L-R • 6-1 • 185 • 3VL

Windermer, FL • Olympia HS

Emerged as one of the best hitters in the country in 2011...a career .339 hitter with a .451 on-base percentage in 191 games (189 starts) over three seasons...had 36 doubles, eight triples, 16 homers, 135 RBIs, 173 runs, 143 walks and seven hit-by-pitches against

only 112 strikeouts, and 46 steals...tied for seventh in Clemson history in walks...started each of his first 118 games as a Tiger at shortstop...hit .358 with a .460 on-base percentage along with 15 doubles, five triples, nine homers, 58 RBIs, 71 runs, and 21 steals in 85 games (84 starts) in ACC regular-season games...two-time member of the USA National team...two-time All-ACC Academic selection.

2011: Drafted in the second round (#62 overall pick) by the Seattle Mariners and signed in August...team co-captain...Brooks Wallace Shortstop-of-the-Year Award winner...semifinalist for the Golden Spikes Award...semifinalist for the Dick Howson Trophy...first-team All-American by ABCA, **Baseball America**, and **Collegiate Baseball**...second-team All-American by NCBWA and **Perfect Game**...first-team All-Atlantic Region by ABCA...ACC Player-of-the-Year, Clemson's first since 2002 (Khalil Greene)...ACC Batter-of-the-Year by **SEBaseball.com**...First-Team All-ACC selection...first-team All-ACC by **SEBaseball.com**...All-ACC Academic team member...won the Mitchell Award, given to the team's most valuable player...hit a team-high .395 with 53 runs, 11 doubles, three triples, five homers, a .559 slugging percentage, .498 on-base percentage, 40 walks, and 21 steals in 56 games (54 starts, including 49 at shortstop and five as the DH)...16th in the nation in on-base percentage and 25th in batting average...led the

ACC in batting average (by 31 points) and on-base percentage...fifth in the ACC in slugging percentage and tied for fifth in steals...his .395 batting average was the best by a Tiger since 2002 (Khalil Greene)...hit an ACC-best .426 with nine steals in 25 ACC regular-season games (24 starts)...had a team-tying-high 24 multi-hit games, including a team-high nine games with at least three hits...had 15 multi-RBI games...had a six-game multi-hit-game streak in April...had a 10-game hitting streak in April...committed only 12 errors (.950 fielding percentage)...three-time ACC Player-of-the-Week; he joined Kris Benson (1996) and Khalil Greene (2002) as the only Tigers to be named ACC Player/Pitcher-of-the-Week three or more times in one year...named national player-of-the-week by **Collegiate Baseball** and national co-hitter-of-the-week by NCBWA along with ACC Player-of-the-Week on Apr. 11; in five games from Apr. 5-10, he was 14-for-21 (.667) with five multi-hit games, two doubles, two triples, seven RBIs, eight runs, two walks, four steals, and no errors in 28 chances...named ACC Player-of-the-Week on May 2; in five games from Apr. 26 to May 1, he was 10-for-17 (.588) with two doubles, one homer, seven RBIs, six runs, three walks, and two steals...named ACC Player-of-the-Week on May 16; in five games from May 10-15, he was 10-for-19 (.526) with one homer, seven RBIs, and four runs...suffered a broken finger against #6 Virginia on Mar. 11 and missed eight starts...went 4-for-4 with a double and RBI against #9 Georgia Tech on Apr. 29; he had seven straight hits and reached base in nine straight plate appearances over two games.

2010: All-ACC Academic team member...hit a team-high .357 with 71 runs, 19 doubles, four triples, eight homers, 49 RBIs, 50 walks, a .458 on-base percentage, and nine steals in 69 games (69 starts, including 65 at shortstop and four as the DH)...his 69 games tied for 10th-most in school history...tied for 23rd in the nation in walks...tied for fifth in the ACC in walks, sixth in runs, eighth in hits (90), tied for eighth in sacrifice flies (6), tied for ninth in triples, and 10th in on-base percentage...hit .402 with 31 runs, six doubles, two triples, five homers, 21 RBI, 30 walks, a .533 on-base percentage, and five steals in 30 ACC regular-season games...tied for first in the ACC in walks, second in batting average, and second in on-base percentage in ACC regular-season games...had 23 multi-hit games...reached base via a hit or walk in each of the first 33 games and reached base via a hit or walk in 66 of his 69 games...had two double-digit hitting streaks, as he hit safely in 30 of his last 32 games...had a 10-game hitting streak from April to May and a team-season-long 20-game hitting streak from May to June...went 5-for-5 with a homer, double, three RBIs, and four runs against #7 Florida State on May 20; he tied the score with a two-out, run-scoring double in the eighth inning...went 4-for-5 with a grand slam, three runs, and a walk against #16 Alabama in the Clemson Super Regional on June 13...hit a key two-run double against #16 Alabama in the Clemson Super Regional on June 14; he was 6-for-14 (.429) with a double, homer, and seven RBIs, in three Clemson Super Regional games...one of 22 members of the USA National Team in the summer, where he hit a team-best .441 (15-for-34) with four doubles, one homer, six RBIs, 11 runs, a .647 slugging percentage, six walks, a team-best .525 on-base percentage, one steal, and a .963 fielding percentage in 14 games; he led the team in batting average by 80 points and helped the team to the silver medal in Tokyo, Japan.

2009: Hit .273 with 49 runs, six doubles, one triple, three homers, 36 RBIs, and 16 stolen bases in 66 games (all starts at shortstop)...one of only three Tigers to start every game...led the team in walks (53) and had a .405 on-base percentage; the 53 walks tied for ninth-most in school history and most by a freshman in Clemson history...was second in the ACC in walks and tied for eighth in steals...tied for 11th in the nation in walks, including most among freshmen...one of 22 members of the USA National Team in the summer, where he hit .255 with 13 runs, eight RBIs, and a .417 on-base percentage in 23 games.

Before Clemson: Drafted in the 39th round (#1173 overall pick) by the Texas Rangers in 2008...lettered three times in baseball at Olympia High School, where he was coached by Randy O'Neal.

Personal: His father, Steve, played baseball at Northern Iowa...three-time member of the ACC Academic Honor Roll...majoring in marketing...born Bradley Austin Miller on Oct. 18, 1989 in Orlando, FL.

Miller's Career Stats

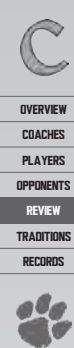
Year	AVG	G-S	AB	R	H	2B	3B	HR	RBI	OB%	SB
2009	.273	66-66	238	49	65	6	1	3	36	.405	16-21
2010	.357	69-69	252	71	90	19	4	8	49	.458	9-11
2011	.395	56-54	195	53	77	11	3	5	50	.498	21-26
Totals	.339	191-189	685	173	232	36	8	16	135	.451	46-58

#23 Justin Sarratt

RHP • R-R • 5-9 • 170 • 5VL

Gaffney, SC • Gaffney Senior HS

One of the most respected players on the team for his hard work and dedication...two-time team co-captain...showed tremendous leadership qualities...had a 13-7 record, one save, and a 4.20 ERA in 80 appearances (25 starts) in his five-year career...walked just 41 against 136 strikeouts in his career...had a 1.91 walks-per-nine-innings-pitched mark, third-best in school history...had a 3.32 strikeout-to-walk ratio, seventh-best in school history...eighth in Clemson history in appearances...allowed just four steals in



2011 SENIORS & PRO SIGNEES

10 attempts in 193.0 innings pitched in his career...first Tiger in history to letter five times...two-time All-ACC Academic selection.

2011: All-ACC Academic team member...team co-captain...won the Stowe Award, given to the team's most valuable pitcher...had a 7-2 record and 2.57 ERA in 18 appearances (13 starts)...in 80.2 innings pitched, he allowed 72 hits (.238 opponents' batting average) and 14 walks with 65 strikeouts...led the team in wins, starts, and innings pitched...ninth in the ACC in ERA...his 4.64 strikeout-to-walk ratio was sixth-best in school history...his 1.56 walks-per-nine-innings-pitched mark was fifth-best in school history...Clemson had an 11-2 record in his 13 starts...in 70.2 innings pitched over his 13 starts, he was 7-1 with a 2.55 ERA and allowed 64 hits (.242 opponents' batting average) and 14 walks with 56 strikeouts...earned a win in five straight starts from April to May...had a streak of 27.2 innings pitched in a row without allowing an earned run from April to May...named ACC Pitcher-of-the-Week on May 2; in 14.1 innings pitched over two starts during the previous week, he earned two wins and allowed just seven hits (all singles), a .140 opponents' batting average, one unearned run, and two walks with 11 strikeouts; he allowed only one runner past second base while he was in the game, and that runner did so due to an error...pitched 8.1 innings in a starting role, allowing three hits (all singles), no earned runs, and two walks with six strikeouts to earn the win against #9 Georgia Tech on May 1; he allowed just one runner past second base and two runners past first base while in the game, one of which did so due to an error.

2010: Team co-captain...had a 1-0 record and 11.12 ERA in six appearances (three starts)...in 11.1 innings pitched, he allowed 17 hits and seven walks with six strikeouts...member of Clemson's All-Academic team for having the team's highest cumulative GPA...suffered an elbow injury in late March and was lost for the season; he had surgery on Apr. 7 and received a medical red-shirt.

2009: Won the Dedication Award for outstanding work in the strength training room...had a 3-2 record, one save, and a 5.10 ERA in 16 appearances (seven starts)...in 42.1 innings pitched, he allowed 41 hits (.256 opponents' batting average) and nine walks with 26 strikeouts...member of Clemson's All-Academic team for having the team's highest cumulative GPA...pitched 5.0 innings in a starting role, allowing no hits, no runs, and no walks with two strikeouts to earn the win against South Carolina-Upstate on Mar. 18; he was the first of five righthanders who combined to pitch Clemson's first no-hitter since 1984...pitched 8.0 innings in a starting role, allowing three hits, one run, and one walk with 12 strikeouts against #1 Georgia on Apr. 1; it was the most strikeouts by a Tiger since 2001; he retired 17 batters in a row during one stretch; named ACC Pitcher-of-the-Week for his effort...won the Omaha Challenge competition among pitchers in the fall of 2008.

2008: All-ACC Academic team member...had a 2-2 record and 4.34 ERA in 27 appearances (two starts)...in 45.2 innings pitched, he allowed 60 hits and six walks with 26 strikeouts...tied for second on the team in appearances...his 1.18 walks per nine innings pitched mark was second-best in school history and his 4.33 strikeout-to-walk ratio was ninth-best in school history...played for Thomasville in the Coastal Plain League in the summer, where he was 7-1 with a 1.06 ERA in 59.1 innings pitched over eight starts; he had a .172 opponents' batting average and allowed just 35 hits, and nine walks with 57 strikeouts; he had two complete games, including one shutout...tied for second in the league in wins and was third in both ERA and opponents' batting average...three-time league pitcher-of-the-week...starting pitcher in the All-Star game, where he retired all three batters that he faced...pitched a complete game in the league title game; he allowed 10 hits, one run, and no walks with eight strikeouts in his team's 8-1 victory...named Rawlings Coastal Plain League Defensive Player-of-the-Year.

2007: Had an 0-1 record and 4.85 ERA in 13 relief appearances (13.0 innings pitched)...allowed 21 hits (.368 opponents' batting average) and five walks with 13 strikeouts...played for Thomasville in the Coastal Plain League in the summer, where he had a 3-2 record and 3.35 ERA in nine appearances (six starts); in 40.1 innings pitched, he allowed 32 hits (.216 opponents' batting average) and 16 walks with 27 strikeouts; the HiToms captured the league title; he was named Rawlings Coastal Plain League Defensive Player-of-the-Pettitt Cup Tournament, as he pitched a shutout against #1 Fayetteville.

Before Clemson: All-state pick as a senior at Gaffney Senior High School...was 17-6 with five saves and 204 strikeouts against only 23 walks during his last two years of high school...lettered four times in baseball at Gaffney Senior High, where he was coached by Tom Owens.

Personal: Pronounced suh-RAT...his sister, Julie, was a standout freshman pitcher on the 2011 South Carolina softball team and accumulated numerous accolades...five-time member of the ACC Academic Honor Roll; he became the second Tiger in history to be a five-time member...graduated on May 7, 2010 with a degree in management...born Justin Elliott Sarratt on Dec. 22, 1987 in Spartanburg, SC.

Sarratt's Career Stats

Year	ERA	W-L	G-S	SV	IP	H	R	ER	BB	SO
2007	4.85	0-1	13-0	0	13.0	21	14	7	5	13
2008	4.34	2-2	27-2	0	45.2	60	25	22	6	26
2009	5.10	3-2	16-7	1	42.1	41	27	24	9	26
2010	11.12	1-0	6-3	0	11.1	17	15	14	7	6
2011	2.57	7-2	18-13	0	80.2	72	29	23	14	65
Totals	4.20	13-7	80-25	1	193.0	211	110	90	41	136



#3 Jeff Schaus

OF • L-R • 6-1 • 205 • 4VL
Naples, FL • Barron Collier HS

One of the best hitters in school history...a career .320 hitter in 258 games (256 starts) over four seasons...had 213 runs, 311 hits, 61 doubles, six triples, 31 homers, 211 RBIs, 148 walks and 22 hit-by-pitches against only 98 strikeouts, a .415 on-base percentage, and 32 steals in his career...third in Clemson history in games, third in at-bats (973), tied for fourth in hits, fifth in walks, sixth in runs, seventh in doubles, seventh in RBIs, and ninth in total bases (477)...three-time All-ACC pick; he became the first Tiger to be named All-ACC three times since Khalil Greene (2000-02)...never missed a game and missed only two starts in his career...led all 2011 players in the nation in consecutive games played...drafted three times.

2011: Drafted in the 16th round (#494 overall pick) by the Los Angeles Dodgers and signed in June...Golden Spikes Award Watch List member...Second-Team All-ACC selection...hit .323 with 43 runs, 20 doubles, two triples, 43 RBIs, a .427 on-base percentage, 41 walks and four hit-by-pitches against only 15 strikeouts, and 10 steals in 63 games (63 starts in left field)...tied for sixth in the ACC in doubles...one of only three Tigers to start every game...hit .362 (fifth-best in the ACC) with 12 doubles, two triples, 24 RBIs, 25 runs, and a .449 on-base percentage in 30 ACC regular-season games...had 20 multi-hit games...reached base via a hit or walk in each of the first 37 games...went 3-for-5 with a double and RBI at #4 Florida State on May 20; he registered his 300th career hit with his third hit in the game and became just the 21st ACC player and sixth Tiger to reach that mark.

2010: Drafted in the 27th round (#810 overall pick) by the Cleveland Indians...Second-Team All-ACC selection...second-team All-ACC by SEBaseball.com...hit .320 with 69 runs, 14 doubles, two triples, 15 homers, 87 RBIs, 32 walks against only 26 strikeouts, and nine steals in 70 games (70 starts, including 64 in left field and six as the DH)...only Tiger to play and start all 70 games...his 87 RBIs tied for second-most in school history, his 70 games tied for eighth-most, and his 284 at-bats tied for eighth-most...fourth in the nation in RBIs...first in the ACC in RBIs, seventh in hits (91), tied for seventh in runs, and tied for eighth in sacrifice flies (6)...had a team-tying-high 29 multi-hit games and a team-high 25 multi-RBI games...named to the Auburn Regional All-Tournament team after going 6-for-18 (.333) with a double, five RBIs, and three runs in four games...went 4-for-6 with three RBIs and two runs against #16 Alabama in the Clemson Super Regional on June 13; he was 9-for-15 (.600) with two doubles, five RBIs, and two runs in three Clemson Super Regional games.

2009: First-Team All-ACC selection...second-team All-ACC by SEBaseball.com...hit .320 with 60 runs, 14 doubles, one triple, 13 homers, 50 RBIs, 32 walks against only 29 strikeouts, a .424 on-base percentage, and nine stolen bases in 66 games (65 starts, including 54 in left field, eight as the DH, and three in right field)...tied for the team lead in runs and homers...tied for 10th in the ACC in walks...had 21 multi-hit games...had two of the team's four walkoff hits...named ACC Co-Player-of-the-Week on April 27 for his performance in five games from April 21-26; he went 10-for-22 (.455) with seven runs, one double, two homers, nine RBIs, and two steals; he was also named to the Brooks Wallace Award National All-Star Lineup...hit a walkoff grand slam with two outs in the ninth inning to lift Clemson to a 5-3 win over #19 Coastal Carolina on Apr. 21; it was Clemson's second-ever walkoff grand slam...went 4-for-5 with a homer and four RBIs against #4 Georgia Tech on Apr. 25; he went 8-for-13 (.615) with four RBIs in the series...went 2-for-5 with a homer, double, and three RBIs against Tennessee Tech in the Clemson Regional on May 29; he hit a one-out, walkoff double to score two runs in the ninth inning...played for Chatham in the Cape Cod League in the summer, where he hit .239 in 21 games.

2008: Hit .315 with 41 runs, 13 doubles, one triple, three homers, 31 RBIs, a .415 on-base percentage, and four steals in 59 games (58 starts, including 52 in left field and six as the DH)...one of only three Tigers to play all 59 games...led the team in walks (33) and on-base percentage...hit a team-best .360 with nine doubles, 12 RBIs, a team-best .462 on-base percentage, and four steals in ACC regular-season games; his batting average and on-base percentage were also the highest marks by an ACC freshman...had 17 multi-hit games...had a 12-game hitting streak from April to May, including a streak of seven consecutive games with at least two hits in April, and a 10-game streak of scoring at least one run from April to May...went 5-for-6 with a double, two runs, and four RBIs at #25 Georgia Tech on May 11...played for Cotuit in the Cape Cod League in the summer, where he hit .257 with three doubles, two homers, and 11 RBIs in 33 games.

Before Clemson: Standout at Barron Collier High School, the same school that sent Andy D'Alessio (2004-07) to Clemson...#47 prospect in the nation by Perfect Game and #68 prospect by Baseball America...drafted in the 35th round (#1066 overall pick) by the Texas Rangers...lettered three times in baseball at Barron Collier High, where he was coached by Ted Parsons.

Personal: His father, Michael, played football at Canisius and his mother, Carolyn, played basketball at Canisius...his sister, Kristen, was a standout softball pitcher at Princeton from 2005-08; she struck out a school-record 833 batters in her career after earning 2005 Ivy League

Rookie-of-the-Year honors and all-conference honors multiple times...member of the ACC Academic Honor Roll in 2007-08...graduated on May 13, 2011 with a degree in construction science & management...born Jeffrey Michael Schaus on Apr. 7, 1989 in La Jolla, CA.

Schaus' Career Stats

Year	AVG	G-S	AB	R	H	2B	3B	HR	RBI	OB%	SB
2008	.315	59-58	213	41	67	13	1	3	31	.415	4-7
2009	.320	66-65	247	60	79	14	1	13	50	.424	9-14
2010	.320	70-70	284	69	91	14	2	15	87	.397	10-18
2011	.323	63-63	229	43	74	20	2	0	43	.427	10-18
Totals	.320	258-256	973	213	311	61	6	31	211	.415	32-49



#33 Scott Weismann

RHP • R-R • 6-0 • 190 • 3VL
Boxborough, MA • Acton-Boxborough Regional HS

Emerged as a force as Clemson's closer during the second half of the 2011 season...challenged hitters...in 191.0 innings pitched over 60 appearances (29 starts) and three seasons, he had a 15-8 record, eight saves, and a 4.19 ERA while allowing 190 hits (.261 opponents' batting average) and 66 walks with 152 strikeouts...in 28.2 innings pitched over seven career appearances (four starts) in the NCAA Tournament, he was 4-1 with a 1.88 ERA and .224 opponents' batting average; he also allowed just 24 hits and nine walks with 14 strikeouts; his 1.88 ERA was the best mark in school history in the NCAA Tournament.

2011: Drafted in the 46th round (#1389 overall pick) by the Chicago Cubs and signed in June...had a 3-5 record, a team-high seven saves, and a 4.89 ERA in 24 appearances (eight starts)...in 57.0 innings pitched, he allowed 62 hits (.279 opponents' batting average) and 17 walks with 51 strikeouts...tied for sixth in the ACC in saves...in 18.0 innings pitched over his 16 relief appearances, he allowed 11 hits (.175 opponents' batting average), no homers, three runs (1.50 ERA), and five walks with 25 strikeouts...in 13.1 innings pitched in the ninth inning, he allowed five hits (.116 opponents' batting average), one run (0.68 ERA), and three walks with 19 strikeouts...struck out two of the four batters he faced, including the final one with the bases loaded, to record the save against #9 Georgia Tech on May 1; he had two saves in the series...pitched a perfect inning in relief to record the save at #4 Florida State on May 21; he pitched 2.1 hitless and scoreless innings in relief with two saves and two strikeouts in the series.

2010: Had a 9-2 record and 4.90 ERA in 18 starts...in 97.1 innings pitched, he allowed 102 hits (.268 opponents' batting average) and 34 walks with 73 strikeouts...led the team in wins; he became the first Tiger to win nine games since 2006...his 18 starts tied for eighth-most in school history...tied for second in the ACC in starts, tied for third in wins, and ninth in innings pitched...Clemson was 15-3 in his 18 starts...had a 5-0 record in his last six starts...in 18.1 innings pitched over four appearances (three starts) in the NCAA Tournament, he had a 3-0 record, 2.45 ERA, .222 opponents' batting average, and 10 strikeouts against five walks; his three wins tied a school record for a single NCAA Tournament...pitched 7.0 innings in a starting role, allowing four hits, one run, and one walk with six strikeouts to earn the win against Southern Mississippi in the Auburn Regional on June 4; he earned Auburn Regional All-Tournament honors as one of two pitchers...pitched 5.0 innings in a starting role, allowing three hits, one run, and two walks with four strikeouts to earn the win against #6 Oklahoma in the College World Series on June 22...played for Falmouth in the Cape Cod League in the summer, where he was 0-3 with a 3.96 ERA; in 25.0 innings pitched over five appearances (four starts), he allowed just five walks with 24 strikeouts.

2009: Had a 3-1 record, one save, and a team-best 1.23 ERA in 17 appearances (three starts)...in 36.2 innings pitched, he allowed 26 hits (.206 opponents' batting average) and 15 walks with 28 strikeouts...his 0.00 ERA in the NCAA Tournament was the best mark by a Tiger in a single NCAA Tourney in history...hampered by injury early in the season that caused him to miss key ACC series against Florida State, Boston College, and Miami (FL)...had a 17-scoreless-innings-pitched streak over 10 appearances from early March to early May...pitched a perfect sixth inning with two strikeouts against South Carolina-Upstate on Mar. 18; he was the second of five righthanders who combined to pitch Clemson's first no-hitter since 1984...pitched 8.0 innings in a starting role, allowing four hits and no runs to earn the win against Tennessee Tech in the Clemson Regional on May 31; he only allowed one runner past first base and none past second base.

Before Clemson: Drafted in the 18th round (#553 overall pick) by the Detroit Tigers in 2008...lettered four times in baseball at Acton-Boxborough Regional High, where he was coached by Pat Grucela.

Personal: His brother, Jason Carpenter, played basketball at Framingham State...member of the ACC Academic Honor Roll in 2008-09...majoring in management...born Scott Bryan Weismann on Feb. 8, 1990 in Stoneham, MA.

Weismann's Career Stats

Year	ERA	W-L	G-S	SV	IP	H	R	ER	BB	SO
2009	1.23	3-1	17-3	1	36.2	26	6	5	15	28
2010	4.90	9-2	19-18	0	97.1	102	65	53	34	73
2011	4.89	3-5	24-8	7	57.0	62	34	31	17	51
Totals	4.19	15-8	60-29	8	191.0	190	105	89	66	152

ACC BASEBALL

2011 ACC STANDINGS

Atlantic Division

Rk	Team	ACC			Overall		
		W	L	Win %	Home	Away	Neutral
1.	* Florida State	19	11	.633	10-5	9-6	4-2
2.	* Clemson	17	13	.567	9-6	8-7	4-3
3.	* N.C. State	15	15	.500	10-5	5-10	3-5
	Wake Forest	15	15	.500	7-8	8-7	1-4
5.	Boston College	7	22	.241	3-11	4-11	6-0
6.	Maryland	5	25	.167	3-12	2-13	0-0

Coastal Division

Rk	Team	ACC			Overall		
		W	L	Win %	Home	Away	Neutral
1.	* Virginia^	22	8	.733	12-3	10-5	8-2
	* Georgia Tech	22	8	.733	12-3	10-5	1-3
3.	* North Carolina	20	10	.667	13-2	7-8	4-4
4.	* Miami (FL)	19	10	.655	9-6	10-4	4-1
5.	Virginia Tech	11	19	.367	3-12	8-7	2-0
6.	Duke	7	23	.233	6-9	1-14	0-0

* - NCAA Tournament participant; ^ - ACC Tournament champion

The Tradition

Consistency. It is the mark of true excellence in any endeavor. However, in today's intercollegiate athletics, competition has become so balanced and so competitive that it is virtually impossible to maintain a high level of consistency. Yet the Atlantic Coast Conference has defied the odds.

Now in its 59th season, the ACC has long enjoyed the reputation as one of the strongest and most competitive conferences in the country. And that is not mere conjecture...the numbers support it.

Since the league's inception in 1953, ACC institutions have combined for 123 national championships, including 65 in women's competition and 58 in men's. In addition, NCAA individual titles have gone to ACC student-athletes

140 times in men's competition and 99 times in women's action.

Wake Forest won the ACC's first national baseball championship during the 1954 season. One of the league's newest members, Miami (FL), has claimed four national baseball championships (1982,85,99,01) during the last 30 years.

In 2011, the ACC produced another record season, as two members (North Carolina, Virginia) advanced to the College World Series. It marked the fifth time in the last sixth years that the ACC sent multiple teams to the College World Series. During the last 15 years, the current 12 ACC schools have combined for 100 NCAA Tournament appearances, including seven in 2011, and 26 trips to the College World Series.

The ACC also saw six of its teams (Clemson, Florida State, Georgia Tech, Miami, North Carolina, Virginia) ranked nationally in the polls throughout the 2011 season.

The ACC has consistently infused the Major Leagues with talented players. The 12 ACC schools have had 826 players selected in the draft since 1994, including 61 first-round picks. Last season, the ACC had four student-athletes selected in the first round, extending the ACC's streak of at least one student-athlete chosen in the first round to 20 consecutive years.

The History

The ACC was founded on May 8, 1953 at the Sedgefield Inn near Greensboro, NC with seven charter members -



Clemson, Duke, Maryland, North Carolina, N.C. State, South Carolina, and Wake Forest - drawing up the conference by-laws.

The withdrawal of seven institutions from the Southern Conference came early on the morning of May 8, 1953 during the Southern Conference's annual spring meeting. On June 14, 1953, the seven members met in Raleigh, NC, where a set of by-laws were adopted, and the name officially became the Atlantic Coast Conference.

Eddie Cameron of Duke recommended that the name of the conference be the Atlantic Coast Conference, and the motion was passed unanimously. The meeting concluded with each member institution assessed a \$200 fee to pay for the league's expenses.

On December 4, 1953, ACC officials met again at the Sedgefield Inn and officially admitted Virginia as the ACC's eighth member. The first and only withdrawal of a school from the ACC came on June 30, 1971, when South Carolina tendered its resignation.

The ACC operated with seven members until April 3, 1978, when Georgia Tech was admitted. The ACC expanded to nine members on July 1, 1991 with the addition of Florida State.

Exactly 12 years later to the day, the ACC announced that Miami and Virginia Tech would join the conference for the 2004-05 academic year. A few months later, Boston College was admitted as the ACC's 12th member. The Eagles, formerly of the Big East Conference, began athletic competition in 2005-06.

Then in 2011, Pittsburgh and Syracuse were added to the conference, upping its league membership to 14 schools. However, Syracuse does not field a baseball squad, therefore the ACC will be a 13-team baseball league in the near future.

ACC

ATLANTIC COAST CONFERENCE®

2011 ALL-ACC TEAM

First Team

Pos.	Player	Team	Cl.
C	John Hicks	Virginia	Jr.
C	Pratt Maynard	N.C. State	Jr.
1B	Richie Shaffer	Clemson	So.
2B	Devon Travis	Florida State	So.
SS	Brad Miller	Clemson	Jr.
3B	Colin Moran	North Carolina	Fr.
3B	Steven Proscia	Virginia	Jr.
OF	David Coleman	Virginia	Sr.
OF	James Ramsey	Florida State	Jr.
OF	Andrew Rash	Virginia Tech	So.
OF	Kyle Wren	Georgia Tech	Fr.
DH/UT	Mike McGee	Florida State	Sr.
SP	Sean Gilmartin	Florida State	Jr.
SP	Danny Hultzen	Virginia	Jr.
SP	Mark Pope	Georgia Tech	Jr.
RP	Branden Kline	Virginia	So.

Second Team

Pos.	Player	Team	Cl.
C	Rafael Lopez	Florida State	Sr.
1B	Jake Davies	Georgia Tech	Jr.
2B	Tommy Coyle	North Carolina	So.
SS	Levi Michael	North Carolina	Jr.
3B	Matt Skole	Georgia Tech	Jr.
OF	John Barr	Virginia	Sr.
OF	Will Lamb	Clemson	Jr.
OF	Nathan Melendres	Miami (FL)	Jr.
OF	Jeff Schaus	Clemson	Sr.
DH/UT	Phil Pohl	Clemson	Jr.
SP	Jed Bradley	Georgia Tech	Jr.
SP	Tim Cooney	Wake Forest	So.
SP	Buck Farmer	Georgia Tech	So.
SP	Patrick Johnson	North Carolina	Sr.
SP	Tyler Wilson	Virginia	Sr.
RP	Daniel Bennett	Florida State	Sr.

Player-of-the-Year:	Brad Miller	Clemson
Pitcher-of-the-Year:	Danny Hultzen	Virginia
Freshman-of-the-Year:	Colin Moran	North Carolina
Coach-of-the-Year:	Brian O'Connor	Virginia

SCHOOL AFFILIATION HISTORY

- **Boston College** - Charter member of Big East Conference in 1979...joined the ACC in July, 2005.
- **Clemson** - Charter member of Southern Intercollegiate Athletic Association in 1894...charter member of Southern Conference in 1921...charter member of ACC in 1953.
- **Duke** - Joined Southern Conference in December, 1928...charter member of ACC in 1953.
- **Florida State** - Charter member of Dixie Conference in 1948...joined Metro Conference in July, 1976...joined ACC in July, 1991.
- **Georgia Tech** - Charter member of Southern Intercollegiate Athletic Association in 1894...charter member of Southern Conference in 1921...charter member of SEC in 1932...joined ACC in April, 1978.
- **Maryland** - Charter member of Southern Conference in 1921...charter member of ACC in 1953.
- **Miami (FL)** - Charter member of Big East Football Conference in 1991...joined ACC in July, 2004.
- **North Carolina** - Charter member of Southern Intercollegiate Athletic Association in 1894...charter member of Southern Conference in 1921...charter member of ACC in 1953.
- **N.C. State** - Charter member of Southern Conference in 1921...charter member of ACC in 1953.
- **Virginia** - Charter member of Southern Intercollegiate Athletic Association in 1894...charter member of Southern Conference in 1921...resigned from Southern Conference in December, 1936...joined ACC in December, 1953.
- **Virginia Tech** - Charter member of Southern Conference in 1921...withdrew from Southern Conference in June, 1965...charter member of Big East Football Conference in 1991...joined ACC in July, 2004.
- **Wake Forest** - Joined Southern Conference in February, 1936...charter member of ACC in 1953.

CHAMPIONSHIP TRADITION

CHAMPIONSHIP TRADITION

Clemson has made 12 appearances in the College World Series and has won 18 NCAA Regional Championships. The tradition dates to 1947, when Clemson advanced to the Final Eight of the NCAA Tournament before losing to Yale and a first-baseman named George Bush. Clemson has gone to the College World Series six times (1995,96,00,02,06,10) in Head Coach **Jack Leggett's** 18 seasons in Tigertown.

Clemson has won an ACC regular-season title 22 times, more than double any other ACC school. Clemson has won 14 ACC titles, also more than any other school. The program has the most ACC Tournament titles (9) in history as well.

NCAA BESTS SINCE 1994

NCAA Tournament Appearances

Rk	Team	App.
1.	Cal State Fullerton	18
	Florida State	18
	Miami (FL)	18
4.	Clemson	17
	Rice	17

40-Win Seasons

Rk	Team	Seasons
1.	Florida State	18
2.	Rice	17
3.	Wichita State	16
4.	Clemson	15
	Louisiana State	15
6.	Cal State Fullerton	14
	Georgia Tech	14
	Miami (FL)	14
9.	South Carolina	13
10.	North Carolina	12
	Notre Dame	12
	Texas	12
13.	Arizona State	11
	Coastal Carolina	11
	Florida	11
	Oral Roberts	11
	Stanford	11
18.	Alabama	10
	Oklahoma State	10
	Tulane	10

50-Win Seasons

Rk	Team	Seasons
1.	Florida State	11
2.	Miami (FL)	7
	Wichita State	7
4.	Clemson	6
	Texas	6
6.	South Carolina	5
	Rice	5
8.	Alabama	4
	Cal State Fullerton	4
	Coastal Carolina	4
	Georgia Tech	4
	Louisiana State	4
	Stanford	4
	North Carolina	4
15.	Arizona State	3
	Nebraska	3



CHAMPIONSHIP TRADITION



TIGER TITLES

ACC Regular-Season Titles (22)

Year	ACC	Overall
1954	8-4	14-10
1958	12-3	22-8
1959	11-5	24-8
1967	11-2	29-9
1973	10-2	24-16
1974	10-1	23-15
1975	10-2	33-10
1976	10-2	36-15
1977	9-1	42-10
1978	10-2	39-14
1979	10-1	40-15
1981	10-4	34-24
1982	10-2	37-22
1984	12-2	38-17
1985	9-4	36-30-1
1988	18-2	54-14
1991	18-3	60-10
1992	19-5	50-14
1994	20-4	57-18
1995	20-4	54-14
2006	*24-6	53-16
2010	*18-12	45-25

* - Atlantic Division

ACC Tournament Titles (9)

Year	Tourney	Overall
1976	3-0	36-15
1978	3-0	39-14
1980	4-0	38-21
1981	5-1	34-24
1989	5-0	50-20
1991	5-0	60-10
1993	5-1	45-20
1994	4-1	57-18
2006	4-1	53-16

NCAA Regional Titles (18)

Year	Tourney	Overall
1947	3-1	24-5
1958	4-1	22-8
1959	3-0	24-8
1976	3-0	36-15
1977	3-1	42-10
1980	3-0	38-21
1991	4-0	60-10
1995	4-0	54-14
1996	4-0	51-17
1999	4-1	42-27
2000	3-0	51-18
2001	3-0	41-22
2002	3-0	54-17
2005	3-0	43-23
2006	3-0	53-16
2007	3-0	41-23
2009	4-1	44-22
2010	3-1	45-25

NCAA Super Regional Titles (4)

Year	Tourney	Overall
2000	2-0	51-18
2002	2-1	54-17
2006	2-0	53-16
2010	2-1	45-25

College World Series Appearances (12)

Year	Tourney	Overall
1958	1-2	22-8
1959	1-2	24-8
1976	1-2	36-15
1977	1-2	42-10
1980	0-2	38-21
1991	0-2	60-10
1995	0-2	54-14
1996	2-2	51-17
2000	1-2	51-18
2002	2-2	54-17
2006	1-2	53-16
2010	2-2	45-25



OVERVIEW

COACHES

PLAYERS

OPPONENTS

REVIEW

TRADITIONS

RECORDS



ATHLETIC FACILITIES

LOCATED DIRECTLY BEHIND DOUG KINGSMORE STADIUM, JERVEY ATHLETIC CENTER HOUSES THE CLEMSON BASEBALL COACHES OFFICES, THE STRENGTH TRAINING ROOM, AND THE SPACIOUS ATHLETIC TRAINING ROOM (INSET).



Jervy Athletic Center & McFadden Building

The Jervy Athletic Center, named in honor of one of Clemson's most beloved sons (Frank Johnstone Jervy), is a two-level complex that is the home of the University's intercollegiate athletic program. And during the 2009-10 academic year, Clemson added the McFadden Building, the former home of Tiger football, to house athletic department operations. It was named in honor of Banks McFadden, the greatest Tiger athlete of the 20th century who played three sports at Clemson in the late 1930s.

Jervy Athletic Center and McFadden Building houses under two roofs offices for all of the coaching and related staffs for Clemson's sports, a unique feature that places the center among the most modern of its kind anywhere. Within the complexes are all of the personnel and related facilities needed to conduct an effective, top-flight intercollegiate athletic program.

Beneath the main floor of Jervy Athletic Center are dressing rooms for the varsity sports. Other facilities on this level include coaches' dressing rooms, a spacious training room, sauna and steam rooms, and an equipment room.

Attached to and complementing the administrative-coaching personnel building is a two-level, multi-purpose structure of 29,000 square-feet. The upper level of this building is where Jervy Gym is located. The Jervy Athletic Center provides student-athletes with the most modern and up-to-date facilities in the country. It is one reason the Clemson athletic program is recognized as one of the best in America.

Strength Training Room

One of the most important facilities on the Clemson athletic landscape is the strength & conditioning facility. Located in Jervy Athletic Center, it has continued to keep up with one of the most progressive areas in college sports. Director of Strength & Conditioning Joey Batson, who is in his 15th year, makes sure Clemson student-athletes in all sports are ready for competition.

Batson is one of the nation's most highly-regarded strength coaches. In his 14 years, he has coached numerous strength All-Americans. He is a major reason the baseball team has been a consistent participant in the NCAA Tournament. Also, nine of his former assistant strength coaches at Clemson are now strength training directors at NFL or college programs.

He recently oversaw a third major facility enhancement. When he came to Clemson, the facility covered 11,000 square feet. It has continued to grow and now covers nearly 15,000 square feet. It is one of the most modern all-around facilities in the country.

The following improvements were made:

- State-of-the-art sound system
- Eight flat-screen plasma televisions
- Two computerized message displays
- State-of-the-art ventilation system
- New lighting system
- 10 new multi-functional Clemson power racks
- Mondo-rubber flooring in the entire weightroom
- New orange upholstery on all weightlifting equipment
- New paint on surrounding walls and columns
- Carpeting in entrances and offices
- Front entrance drop ceiling
- Metal overlay for awards displays
- Reconstruction of entryway walls
- 30m turf training track

The plush atmosphere provides an interesting contrast to the physical exertion that takes place within the facility. When a student-athlete enters the etched-glass doors, he or she is greeted by nearly \$700,000 worth of state-of-the-art equipment.

The 10 plasma televisions/displays are positioned throughout the facility and are used for training and instruction, as strength coaches film athletes and work with them on their form.

Clemson has a staff of six full-time strength coaches along with one part-time assistant, three graduate assistants, and numerous student assistant coaches who ensure a Tiger baseball player receives as much individual attention as possible. Baseball Strength & Conditioning Coach Dennis

Love makes training programs position specific, as they are designed to meet the specific needs of each player.

Athletic Training Room

The athletic training room is an important component of Clemson's athletic success. It is run by Danny Poole and houses the latest rehabilitation equipment. He heads up a staff of six full-time individuals, including Baseball Athletic Trainer Travis Johnston, with decades of experience. This staff (15 student and 10 graduate student athletic trainers) gives student-athletes the best possible care.

The athletic training room underwent renovations recently, making it one of the nation's top facilities. Along with cosmetic improvements, additions were made, including a hydrotherapy area, hot/cold jacuzzis, and a treatment tank with an underwater treadmill.

The athletic training room retained its whirlpools, isokinetic testing machine, numerous stationary bikes, upper-body exerciser, Stairmaster, and all the latest devices for all kinds of treatment. Doctors have offices and an orthopedic examining room, and there is a conference room and library. There are staff members present from 7:00 AM until late in the evening, and doctors staff the room daily from 1:30 PM until closing and are available at all hours for special situations.



BASEBALL GROUNDS CREW



OVERVIEW
COACHES
PLAYERS
OPPONENTS
REVIEW
TRADITIONS
RECORDS



SITTING (LEFT TO RIGHT) - DON GARRETT, PETE SIGNORETTI, TOMMY CORVER, WESLEY CONRAD, ZACH BALLENTINE. STANDING - ALEX DEAHL, MIKE ECHOLS, K.C. BELL, BEN McNAIR, ADAM GORE, MADISON STONE. NOT PICTURED - JACOB ADDISON, WALT BARNETT, MARK HENDRICKS, RAY HUBBARD, THOMAS LATIMER, BERT McCARTY, MATT MONEY, ROBBIE PHILLIPS, RUSSELL SUBER.

Doug Kingsmore Stadium's playing surface is one of the best in the country thanks to the dedication of many members of the Tiger Grounds Crew. Mike Echols, supervisor of athletic grounds for the past 11 years and former Clemson golfer (1981-83), heads up the team that was recently honored.

Prior to the 2005 season, ABCA and Turface Athletics awarded Echols and the grounds crew, which includes

many volunteers, as having the best collegiate baseball field in the country based on their exemplary infield and turf maintenance programs. It is a distinction the grounds crew members take great pride in.

Today, the Tiger Grounds Crew has former members working for the Atlanta Braves, Baltimore Orioles, Boston Red Sox, New York Mets, and many other venues across the country.

"Mike and his staff exemplify what Clemson is all about," said Head Coach Jack Leggett. "They exhibit tremendous pride and a never-ending work ethic."

"We play on many fields and are familiar with a lot of grounds crews. But our players and coaches always comment that we have the best. The pride in their work is far above any I've seen. Our players, coaches, and fans appreciate their dedication."



DOUG KINGSMORE STADIUM



Doug Kingsmore Stadium, the home of Tiger baseball since 1970, has seen many changes and improvements over the years, but it has not lost its aesthetic beauty and unique feel on the west side of the Clemson University campus.

Former Clemson baseball star and Board of Trustees Emeritus Doug Kingsmore gave the athletic department a \$1 million gift towards renovation of Clemson's baseball stadium, formerly known as Tiger Field. And during the 2002 and 2003 offseasons, Doug Kingsmore Stadium underwent radical renovations, as over \$5 million was spent. Since then, several other renovations have been performed to keep Doug Kingsmore Stadium among the best in the country.

Kingsmore played for the Tiger varsity squad for three seasons (1952-54). An All-ACC and All-District III outfielder in 1954, Kingsmore became the first Tiger in history to hit 10 home runs in a season. He did that in 1954 while playing just 24 games. He led the ACC in home runs and runs (25) that year, and he led the Tigers in batting average (.371), slugging percentage (.742), and RBIs (27).

Kingsmore played three years of professional baseball in the Baltimore Oriole organization before beginning a successful business career. He served three terms on the Clemson University Board of Trustees and became Trustee Emeritus when his elected term expired in 2002.

In 2011, the Tigers finished their home season with a 28-9 record and hosted the Clemson Regional thanks in part to the tremendous home-field advantage that Doug Kingsmore Stadium provides. A total of 28,123 fans were in attendance for the seven games of the Clemson Regional.

Clemson was #9 in the country in average attendance (4,393) in 2011. It marked Clemson's 18th straight top-20 finish and 10th season in a row in the top 10. Thanks in large part to that support, RecruitingCycle.com rated Doug Kingsmore Stadium as the #3 facility in the nation in 2012.

This outstanding fan support from the Clemson community and the Upstate of South Carolina has contributed to the Tigers' outstanding home-field record. Clemson has played at Doug Kingsmore Stadium for 42 years and has a winning percentage of over 80 percent. That includes a 337-87 record (.795) in ACC regular-season contests.

The Tigers have won at least 69 percent of their home games in 25 of the last 26 seasons. Clemson is 520-132 (.798) at Doug Kingsmore Stadium during Jack Leggett's 18 years as head coach of the Tigers.

Nine times during the 1994 season, an opposing top-20 team tasted defeat at Doug Kingsmore Stadium, and four

times a team ranked in the top three in the country lost to the Tigers. Seven wins against top-20 teams, including three wins over a top-10 Florida State squad, were recorded at home in 1996.

In 2000, the Tigers were 8-3 against top-25 foes at Doug Kingsmore Stadium. After Clemson won three games against #2 Florida State, Head Coach Mike Martin opined on how tough it is to play at Doug Kingsmore Stadium.

"If you had told me in 1992 that we were going to go to a place where we'd be 2-13 over the next eight years, I would have gone to the administration and suggested we join another conference," Martin told the **Tallahassee Democrat**. "Clemson is a very tough place to play...the toughest place to play of any place I've ever competed in all my years of college baseball. The good news is it's 727 days before we have to go back to Clemson."

In 2006, the Tigers had a 17-2 record against top-25 ranked foes at Doug Kingsmore Stadium, including series sweeps of top-10 South Carolina (2), #12 N.C. State (3), #13 Florida State (3), and #22 Wake Forest (3).

Doug Kingsmore Stadium has seen steady improvement since its first season in 1970 and is now one of the top facilities in the country. Just ask people at **Baseball America**, who released a coaches' ranking that named it one

of the nation's best facilities in 2003. And that ranking was done before any of the recent renovations were finished. Evidence of its rating among facilities across the nation has been demonstrated in recent years, when Doug Kingsmore Stadium was named as a site for a regional and/or a super regional in 1994, 1995, 1996, 1998, 2000, 2001, 2002, 2005, 2006, 2009, 2010, and 2011.

The renovations to Doug Kingsmore Stadium began during the summer of 2002, which has kept Clemson's ballpark among the country's best. The stadium has a brick façade that surrounds every entrance. A green roof that covers much more of the stands and a press box that is twice as large adds to the comfort of fans attending the game and the media covering it. The press box, which is accessible by elevator, includes four large booths for broadcasting and a separate media center that accommodates 13 writers.

There is also a patio area outside the press box that is above the existing stands along the first and third-base lines. The area is used for receptions and other events throughout the year.

Two ticket booths, concession stands with an adjoining picnic area, and enlarged restrooms make the facility easily accessible and fan-friendly. Reserved seats have also been added to the grandstand. A grand stairway leading from



DOUG KINGSMORE



THE THOMAS F. CHAPMAN GRANDSTANDS GIVES CLEMSON FANS A UNIQUE PERSPECTIVE THAT MOST COLLEGE FANS DO NOT GET. THE CONTRIBUTION MADE BY CHAPMAN (INSET) HAS BEEN VITAL IN KEEPING DOUG KINGSMORE STADIUM THE COUNTRY'S MOST FAN-FRIENDLY STADIUM.

DOUG KINGSMORE STADIUM



the McFadden Building parking lot to the stadium's main entrance is an added feature from a convenience and aesthetic aspect.

The players also realize improvements, as four batting cages were constructed beyond the right-field fence. The dugouts were almost doubled in length and width. And the players have a spacious locker room and lounge.

Prior to the 2005 season, PawVision, the replay screen that was used in the football stadium, was moved to Doug Kingsmore Stadium. Prior to the 2008 season, new lights were installed, then a practice facility with field turf was built behind the batting cages in 2009. Additional chairback seats were also added behind the right-field fence.

Prior to the 2010 season, the Thomas F. Chapman Grandstands were constructed behind the left-field fence, adding 1,000 seats. Chapman, who was a two-time All-ACC pitcher at Clemson (1963-65), gave \$2 million to the University, \$1 million of which went to the grandstands.

In future years, the stadium will continue with upgrades, including a new three-story building behind the first-base grandstand. It will have a new clubhouse, baseball hall of fame, and players' lounge among other amenities.

Doug Kingsmore Stadium is equipped with a "Super-Sopper," which cuts down on rainouts. Clemson is one of a



few schools in the nation with this machine that removes water from the field.

The stadium is located in the middle of Clemson's athletic facilities. It is across the street from Littlejohn Coliseum, home of Tiger basketball, and Memorial Stadium, home of Clemson football. It is located directly behind Jervy

Athletic Center, home of the athletic administrative offices, including the baseball offices.

Doug Kingsmore Stadium has 4,500 permanent seats, but is capable of holding 6,346 fans thanks to a hill area down the left-field line that is popular with the Clemson student-body. The stadium attendance record was set on March 7, 2004 when 6,480 fans saw #5 South Carolina defeat the Tigers 8-7 in 10 innings.

In 2001, the ballpark shrank its dimensions. The fences are now 320 feet down the left-field line, 370 feet in left-center, 400 feet to straight-away center, 370 feet in the right-center alley, and 330 feet down the right-field line.

The park also features a terrace in the outfield adjacent to the fence, similar to the old Crosley Field in Cincinnati, OH, which ironically was torn down the year Doug Kingsmore Stadium was built. The late Bill Wilhelm, Clemson's longtime coach who was the skipper when the field was built, liked the look and practicality of a field with grass all the way around the outfield instead of gravel or dirt.

Catcher Jason Varitek, who played at Georgia Tech in the 1990s, said Doug Kingsmore Stadium was his favorite venue to play at. "They had rowdy fans. And the fans are right on the action. They were closer to the on-deck circle than we were."

RECORD VS. OPPONENTS AT DOUG KINGSMORE STADIUM

Opponent ^(First-Last Game)	W-L	Win %
Alabama ⁽¹⁹⁸³⁻¹⁰⁾	5-4	.556
Appalachian State ⁽¹⁹⁷³⁻⁹⁷⁾	16-2	.889
Arkansas ⁽²⁰⁰²⁾	2-1	.667
Auburn ⁽¹⁹⁸⁷⁻⁰⁴⁾	10-5	.667
Augusta ⁽¹⁹⁸⁴⁻⁹¹⁾	2-0	1.000
Ball State ⁽¹⁹⁸⁴⁾	1-2	.333
Belmont Abbey ⁽¹⁹⁷⁰⁻⁷¹⁾	3-0	1.000
Boston College⁽²⁰⁰⁷⁻¹⁰⁾	5-4	.556
California ⁽¹⁹⁹⁷⁾	1-2	.333
California-Irvine ⁽²⁰⁰⁵⁾	3-0	1.000
Campbell ⁽¹⁹⁸²⁻⁹⁰⁾	3-1	.750
Central Florida ⁽²⁰⁰⁴⁾	1-2	.333
Central Michigan ⁽¹⁹⁷³⁾	0-1	.000
Charleston Southern⁽¹⁹⁷⁶⁻¹¹⁾	12-0	1.000
Charleston, College of⁽²⁰⁰¹⁻⁰⁹⁾	10-0	1.000
Charlotte ⁽¹⁹⁸⁵⁻⁰⁹⁾	8-2	.800
Cincinnati ⁽²⁰¹¹⁾	1-0	1.000
Citadel, The ⁽¹⁹⁸²⁻⁰⁴⁾	13-2	.867
Coastal Carolina⁽¹⁹⁸⁸⁻¹¹⁾	30-5	.857
Columbus ⁽¹⁹⁹¹⁾	2-0	1.000
Connecticut ⁽²⁰¹¹⁾	0-2	.000
Davidson ⁽¹⁹⁸⁶⁻¹¹⁾	3-0	1.000
Dayton ⁽²⁰¹⁰⁾	1-0	1.000
Duke ⁽¹⁹⁷⁰⁻¹¹⁾	45-6	.882
East Carolina ⁽¹⁹⁷⁹⁻⁰²⁾	9-2	.818
East Tennessee State ⁽¹⁹⁷¹⁻¹¹⁾	16-4	.800
Eastern Kentucky ⁽¹⁹⁹²⁾	2-0	1.000
Eastern Michigan ⁽²⁰¹¹⁾	2-1	.667
Elon ⁽²⁰⁰⁰⁻¹¹⁾	12-6	.667

Erskine ⁽¹⁹⁷⁷⁻⁸⁴⁾	4-0	1.000
Florida Atlantic ⁽¹⁹⁹⁸⁾	1-1	.500
Florida Gulf Coast ⁽²⁰¹⁰⁾	3-1	.750
Florida International ⁽¹⁹⁸⁵⁾	1-1	.500
Florida State⁽¹⁹⁷¹⁻¹⁰⁾	26-14	.650
Francis Marion ⁽¹⁹⁷⁶⁻⁸⁶⁾	4-1	.800
Furman⁽¹⁹⁸³⁻¹¹⁾	27-5	.844
Gardner-Webb ⁽¹⁹⁷⁵⁻¹¹⁾	7-0	1.000
George Mason ⁽¹⁹⁹⁵⁻⁰⁷⁾	8-1	.889
George Washington ⁽¹⁹⁷⁰⁾	1-0	1.000
Georgia⁽¹⁹⁷⁰⁻¹¹⁾	35-11	.761
Georgia Southern ⁽¹⁹⁷¹⁻¹⁰⁾	25-11	.694
Georgia Tech ⁽¹⁹⁷⁰⁻¹¹⁾	35-16	.686
High Point ⁽¹⁹⁷⁶⁻⁰⁸⁾	8-0	1.000
Howard ⁽¹⁹⁷⁸⁻⁸²⁾	10-0	1.000
Illinois ⁽¹⁹⁸⁶⁻⁰⁰⁾	3-0	1.000
Jacksonville ⁽¹⁹⁹⁵⁾	1-0	1.000
James Madison ⁽¹⁹⁷⁶⁻⁰⁶⁾	15-0	1.000
Kansas ⁽²⁰⁰⁶⁾	2-1	.667
Kansas State ⁽¹⁹⁹⁹⁾	3-0	1.000
Kentucky ⁽¹⁹⁸⁵⁻⁹⁷⁾	4-1	.800
Lewis ⁽¹⁹⁷⁷⁻⁷⁸⁾	6-0	1.000
Liberty ⁽¹⁹⁸⁸⁻⁹⁹⁾	2-2	.500
Louisville ⁽¹⁹⁷⁰⁻⁷²⁾	6-0	1.000
Maine⁽¹⁹⁹⁶⁻⁰³⁾	13-0	1.000
Maryland ⁽¹⁹⁷⁰⁻¹¹⁾	55-3	.948
Marshall ⁽¹⁹⁷⁵⁻⁹⁰⁾	15-1	.938
Memphis ⁽²⁰⁰⁷⁾	2-1	.667
Mercer ⁽¹⁹⁷⁴⁻⁰⁸⁾	9-1	.900
Miami (FL)⁽¹⁹⁸⁹⁻⁰⁹⁾	9-6	.600

Miami (OH) ⁽²⁰¹⁰⁾	1-0	1.000
Michigan State ⁽²⁰⁰⁹⁾	1-0	1.000
Middle Tennessee ⁽²⁰⁰⁰⁾	2-0	1.000
Mississippi State ⁽²⁰⁰⁰⁻⁰⁶⁾	3-0	1.000
Morehead State ⁽¹⁹⁹⁷⁾	3-0	1.000
Navy ⁽¹⁹⁹⁵⁾	1-0	1.000
Nevada-Las Vegas ⁽²⁰⁰⁰⁾	2-1	.667
New Hampshire ⁽¹⁹⁹⁴⁾	1-0	1.000
New York Tech ⁽²⁰⁰¹⁾	3-0	1.000
Newberry ⁽¹⁹⁷⁷⁾	0-1	.000
North Carolina⁽¹⁹⁷⁰⁻¹⁰⁾	37-14	.725
North Carolina A&T ⁽²⁰⁰⁵⁾	1-0	1.000
North Carolina State⁽¹⁹⁷⁰⁻¹⁰⁾	42-14	.750
North Carolina-Asheville ⁽¹⁹⁹⁸⁻⁰⁹⁾	4-0	1.000
North Carolina-Greensboro ⁽²⁰⁰⁸⁾	2-0	1.000
North Carolina-Wilmington ⁽¹⁹⁷⁶⁻⁰⁹⁾	21-3	.875
Notre Dame ⁽¹⁹⁹⁴⁾	0-1	.000
Ohio ⁽¹⁹⁷⁰⁻⁰¹⁾	14-7	.667
Ohio State ⁽¹⁹⁸⁰⁻⁸⁸⁾	9-3	.750
Oklahoma State ⁽²⁰⁰⁹⁾	2-1	.667
Old Dominion ⁽¹⁹⁸³⁻⁰³⁾	27-5	.844
Oral Roberts ⁽²⁰⁰⁵⁻⁰⁶⁾	3-0	1.000
Pacific ⁽²⁰⁰⁷⁾	3-0	1.000
Presbyterian College⁽²⁰⁰⁹⁻¹¹⁾	3-0	1.000
Purdue ⁽²⁰⁰²⁾	3-0	1.000
Richmond ⁽²⁰⁰¹⁾	2-1	.667
Rider ⁽¹⁹⁷⁰⁾	2-0	1.000
Sacred Heart ⁽²⁰¹¹⁾	1-0	1.000
Saint John's ⁽¹⁹⁷⁵⁾	1-0	1.000
Seton Hall ⁽¹⁹⁸⁹⁻⁰¹⁾	5-0	1.000

Siena ⁽¹⁹⁹⁶⁾	2-0	1.000
South Alabama ⁽¹⁹⁸⁷⁻⁰²⁾	4-3	.571
South Carolina⁽¹⁹⁷⁰⁻¹¹⁾	48-25	.658
South Carolina-Aiken ⁽¹⁹⁸⁵⁾	1-0	1.000
South Carolina-Upstate ⁽²⁰⁰⁹⁻¹⁰⁾	2-0	1.000
South Florida ⁽¹⁹⁹⁶⁾	1-2	.333
Southern California ⁽¹⁹⁹⁸⁾	0-1	.000
Stetson ⁽¹⁹⁹⁸⁾	3-0	1.000
Tampa ⁽¹⁹⁹²⁾	3-0	1.000
Tennessee ⁽¹⁹⁸¹⁻⁹⁷⁾	12-2	.857
Tennessee Tech⁽²⁰⁰³⁻⁰⁹⁾	4-0	1.000
Toledo ⁽¹⁹⁷⁶⁻⁷⁷⁾	5-3	.625
Valdosta State ⁽¹⁹⁸⁷⁾	2-0	1.000
Vanderbilt ⁽¹⁹⁸⁶⁾	1-1	.500
Vermont ⁽¹⁹⁷⁰⁾	1-0	1.000
Virginia ⁽¹⁹⁷⁰⁻¹¹⁾	40-11	.784
Virginia Tech ⁽¹⁹⁸⁰⁻¹⁰⁾	15-2	.882
Wake Forest ⁽¹⁹⁷⁰⁻¹¹⁾	49-8	.860
West Virginia ⁽¹⁹⁷²⁻⁹⁸⁾	6-0	1.000
Western Carolina⁽¹⁹⁷⁴⁻¹¹⁾	38-4	.905
Western Michigan ⁽¹⁹⁷³⁾	1-1	.500
Wichita State ⁽¹⁹⁸¹⁾	0-1	.000
William & Mary ⁽²⁰⁰⁰⁻⁰⁶⁾	3-0	1.000
Winthrop⁽¹⁹⁸¹⁻⁰⁷⁾	13-3	.813
Wofford ⁽¹⁹⁹⁹⁻¹¹⁾	9-0	1.000
Wright State ⁽²⁰¹⁰⁾	3-0	1.000
Totals	1023-250	.804

Note: **Bold** denotes 2012 opponent that will play at Doug Kingsmore Stadium.

DOUG KINGSMORE STADIUM

YEAR-BY-YEAR RECORDS

Year	ACC	Win %	Overall	Win %
1970	10-0	1.000	20-1	.952
1971	6-1	.857	17-6	.739
1972	4-1	.800	12-3	.800
1973	3-1	.750	8-7	.533
1974	6-1	.857	13-3	.813
1975	7-1	.875	18-2	.900
1976	7-0	1.000	15-4	.789
1977	6-2	.750	23-4	.852
1978	6-0	1.000	24-2	.923
1979	5-0	1.000	17-2	.895
1980	7-2	.778	25-6	.806
1981	7-0	1.000	17-9	.654
1982	7-1	.875	21-7	.750
1983	4-1	.800	16-5	.762
1984	6-2	.750	21-10	.677
1985	5-0	1.000	16-9	.640
1986	6-2	.750	23-7	.767
1987	8-2	.800	30-6	.833
1988	11-0	1.000	30-2	.938
1989	7-1	.875	27-5	.844
1990	8-2	.800	26-5	.839
1991	10-1	.909	31-1	.969
1992	10-2	.833	27-4	.871
1993	4-6	.400	23-8	.742
1994	11-1	.917	28-5	.848
1995	11-1	.917	33-1	.971
1996	9-3	.750	34-8	.810
1997	9-2	.818	28-5	.848
1998	9-2	.818	33-6	.846
1999	9-3	.750	25-7	.781
2000	10-2	.833	37-5	.881
2001	10-2	.833	27-8	.771
2002	7-5	.583	36-9	.800
2003	9-3	.750	27-6	.818
2004	10-2	.833	23-9	.719
2005	11-4	.733	25-7	.781
2006	15-0	1.000	36-5	.878
2007	9-6	.600	25-11	.694
2008	6-9	.400	18-13	.581
2009	11-4	.733	31-9	.775
2010	12-3	.800	29-9	.763
2011	9-6	.600	28-9	.757
Totals	337-87	.795	1023-250	.804

Clemson vs. ACC at Doug Kingsmore Stadium

Team	W-L	Win %
Boston College	5-4	.556
Duke	44-6	.880
Florida State	20-10	.667
Georgia Tech	29-14	.674
Maryland	55-3	.948
Miami (FL)	6-3	.667
North Carolina	37-14	.725
N.C. State	41-14	.745
South Carolina	2-0	1.000
Virginia	43-11	.796
Virginia Tech	9-0	1.000
Wake Forest	46-8	.852
Totals	337-87	.795

Note: Only includes regular-season games and record for opponents as members of the ACC.

Single-Season Attendance Bests

Rk	Year	Dates	Total	Avg.
1.	2007	34	163,537	4810
2.	2006	39	184,946	4742
3.	2009	36	170,156	4727
4.	2010	35	164,285	4694
5.	2008	30	140,040	4668

DOUG KINGSMORE STADIUM

[OVERVIEW](#)[COACHES](#)[PLAYERS](#)[OPPONENTS](#)[REVIEW](#)[TRADITIONS](#)[RECORDS](#)

2011 ATTENDANCE LEADERS

Rk	School	Dates	Total	Avg.
1.	Louisiana State	37	390,595	10,557
2.	Mississippi	32	261,006	8156
3.	Arkansas	30	235,694	7856
4.	South Carolina	40	297,279	7432
5.	Texas	43	280,011	6512
6.	Mississippi State	31	189,218	6104
7.	Florida State	38	176,859	4654
8.	Creighton	27	125,430	4646
9.	Clemson	36	158,154	4393
10.	TCU	36	149,333	4148



OMAHA CHALLENGE



2011 FALL OMAHA CHALLENGE

In the fall of 1998, Head Coach **Jack Leggett** conceived a competition to test his players and help them reach their strength goals. Twelve years later, the Omaha Challenge still serves as an intense form of evaluation to measure muscular endurance, mental toughness, and develop team unity using a variety of resistance, agility, and conditioning tests.

Before the 2012 season, the fielders competed against each other, as did the pitchers. The fielders performed the bench press (135 pounds), pullups, towel hang, shuttle run, "Omaha Four-Lapper" (2.2 miles), and agility course. The pitchers performed in the same events as the fielders, except the pitchers did pushups instead of the bench press and inverted pullups.

Freshman **Mike Triller** captured the fielders' competition with 505 points. Freshman **Clay Bates** won the pitchers' event, totaling 560 points.

TEAM STOLZ, LED BY CAPTAIN JASON STOLZ (NOT PICTURED), WON THE 2011 OMAHA CHALLENGE. OTHER MEMBERS OF THE TEAM WERE (FROM LEFT TO RIGHT) DANIEL GOSSETT, THOMAS BRITTLE, ANDREW CLEVELAND, JAKE FLETCHER, KEVIN POHLE, STEVE WILKERSON, AND JOE COSTIGAN.

HOW BADLY DO YOU WANT IT?

INDIVIDUAL CHAMPIONS

Fielders		Pitchers	
Rk	Player	Points	
1.	Mike Triller	505	
2.	Brad Felder	500	
3.	Jay Baum	455	
4.	Jon McGibbon	415	
5.	Thomas Brittle	380	
	Jake Fletcher	380	
7.	Joe Costigan	370	
	Mike Dunster	370	
9.	Kevin Caughman	360	

Bench Press	
Phil Pohl37

Pullups	
Dominic Attanasio47

Towel Hang	
Brad Felder2:01

Shuttle Run	
Mike Triller1:38

Omaha Four-Lapper	
Mike Triller13:01

Agility Course	
Brad Felder2:15

Pushups	
Jack Leggett77

Inverted Pullups	
Scott Firth56

Towel Hang	
Jonathan Meyer1:37

Shuttle Run	
Patrick Andrews1:41

Omaha Four-Lapper	
Clay Bates13:08

Agility Course	
Daniel Gossett2:23

Team Standings		
Rk	Team	Points
1.	Stolz	2940
2.	Leone	2905
3.	Pohl	2890
4.	Shaffer	2690



FRESHMAN OUTFIELDER MIKE TRILLER WON THE FIELDERS' COMPETITION WITH 505 POINTS.



RED-SHIRT FRESHMAN RIGHTHANDER CLAY BATES WON THE PITCHERS' COMPETITION FOR THE SECOND YEAR IN A ROW WITH 560 POINTS.

CAREER MAJOR LEAGUE TIGER STATS

BATTING

Player	Last Team	Years (Seasons)	G	AB	R	H	2B	3B	HR	RBI	BA
Jeff Baker	Cubs	2005-11 (7)	460	1171	167	316	75	10	33	153	.270
Brian Barnes	Dodgers	1990-94 (5)	116	107	3	15	0	0	0	4	.140
Kris Benson	Orioles	1999,00,02-06 (7)	191	316	23	41	7	0	1	22	.130
Jerry Brooks	Marlins	1993,96 (2)	17	14	4	4	1	1	1	4	.286
Ty Cline	Reds	1960-71 (12)	892	1834	251	437	53	25	6	125	.238
Cad Coles	Packers	1914 (1)	78	194	17	49	7	3	1	25	.253
Tyler Colvin	Cubs	2009-11 (3)	221	581	78	125	26	8	26	78	.215
John Curtis	Angels	1970-84 (15)	445	359	29	63	4	3	0	16	.175
Mark Davidson	Astros	1986-91 (6)	413	661	88	149	27	3	6	57	.225
Rusty Gerhardt	Padres	1974 (1)	23	6	0	1	0	0	0	0	.167
Khalil Greene	Cardinals	2003-09 (7)	736	2567	322	628	157	14	90	352	.245
Bert Heffernan	Mariners	1992 (1)	8	11	0	1	1	0	0	1	.091
Mike Holtz	Red Sox	1996-02,06 (8)	174	3	0	0	0	0	0	0	.000
Jimmy Key	Orioles	1984-98 (15)	437	2	0	0	0	0	0	0	.000
Billy Koch	Marlins	1999-04 (6)	65	2	0	0	0	0	0	0	.000
Brian Kowitz	Braves	1995 (1)	10	24	3	4	1	0	0	3	.167
Joe Landrum	Dodgers	1950,52 (2)	16	8	0	1	0	0	0	1	.125
Matthew LeCroy	Twins	2000-07 (8)	476	1388	146	361	68	1	60	218	.260
John McMakin	Dodgers	1902 (1)	4	11	3	2	0	0	0	0	.182
Norm McMillan	Cubs	1922-24,28,29 (5)	413	1356	157	353	74	16	6	147	.260
Billy McMillon	Athletics	1996,97,00,01,03,04 (6)	269	601	66	149	35	3	16	93	.248
Shane Monahan	Mariners	1998,99 (2)	78	226	20	53	8	1	4	28	.235
Billy O'Dell	Pirates	1954,56-67 (13)	530	528	43	66	6	0	2	19	.125
Flint Rhem	Cardinals	1924-28,30-36 (12)	294	610	43	88	11	0	3	48	.144
Bill Schroeder	Angels	1983-90 (8)	376	1262	153	303	49	1	61	152	.240
Kurt Seibert	Cubs	1979 (1)	7	2	2	0	0	0	0	0	.000
Danny Sheaffer	Cardinals	1987,89,93-97 (7)	389	946	87	219	38	5	13	110	.232
Vet Sitton	Indians	1909 (1)	14	13	0	2	1	0	0	0	.154
Bill Spiers	Astros	1989-01 (13)	1252	3408	477	922	158	35	37	388	.271
Tim Teufel	Padres	1983-93 (11)	1073	3112	415	789	185	12	86	379	.254
Denny Walling	Astros	1975-92 (18)	1271	2945	372	799	142	30	49	380	.271
Keith Williams	Giants	1996 (1)	9	20	0	5	0	0	0	0	.250
Scott Winchester	Reds	1997,98,00,01 (4)	35	26	0	3	0	0	0	1	.115

Note: **Bold** denotes 2011 Major Leaguer.

PITCHING

Player	Last Team	Years (Seasons)	W-L	Win %	App.	GS	IP	H	BB	SO	ERA
Brian Barnes	Dodgers	1990-94 (5)	14-22	.389	116	56	406.1	364	204	275	3.94
Kris Benson	Diamondbacks	1999,00,02-06,09,10 (9)	70-75	.483	206	200	1243.2	1292	441	806	4.42
Jason Berken	Orioles	2009-11 (3)	10-17	.370	105	24	229.0	291	84	152	5.34
Mike Brown	Mariners	1982-87 (6)	12-20	.375	61	42	253.2	324	102	115	5.75
John Curtis	Angels	1970-84 (15)	89-97	.478	438	199	1641.0	1695	669	825	3.96
Rusty Gerhardt	Padres	1974 (1)	2-1	.667	23	1	35.2	44	17	22	7.07
Mike Holtz	Red Sox	1996-02,06 (8)	16-19	.457	353	0	240.0	245	131	223	4.76
Steven Jackson	Pirates	2009,10 (2)	2-4	.333	51	0	54.1	55	28	28	4.31
Jimmy Key	Orioles	1984-98 (15)	186-117	.614	470	389	2591.2	2518	668	1538	3.51
Billy Koch	Marlins	1999-04 (6)	29-25	.537	379	0	407.1	379	191	357	3.89
Joe Landrum	Dodgers	1950,52 (2)	1-3	.250	16	5	44.2	58	11	22	5.64
John McMakin	Dodgers	1902 (1)	2-2	.500	4	4	32.0	34	11	6	3.09
Mike Milchin	Orioles	1996 (1)	3-1	.750	39	0	32.2	44	17	29	7.44
Daniel Moskos	Pirates	2011 (1)	1-1	.500	31	0	24.1	29	9	11	2.96
Ron Musselman	Blue Jays	1982,84,85 (3)	4-2	.667	48	4	89.1	95	40	47	3.73
Billy O'Dell	Pirates	1954,56-67 (13)	105-100	.512	479	199	1817.0	1697	556	1133	3.29
John Pawlowski	White Sox	1987,88 (2)	1-0	1.000	8	0	17.2	27	6	12	7.64
Chuck Porter	Brewers	1981-85 (5)	13-13	.500	54	34	237.0	278	54	136	4.14
Flint Rhem	Cardinals	1924-28,30-36 (12)	105-97	.520	294	229	1725.1	1958	529	534	4.20
Tony Sipp	Indians	2009-11 (3)	10-5	.667	185	0	165.1	120	88	174	3.43
Vet Sitton	Indians	1909 (1)	3-2	.600	14	5	50.0	50	16	16	2.88
Brian Snyder	Athletics	1985,89 (2)	1-2	.333	17	6	36.0	46	21	24	6.75
Harold Stowe	Yankees	1960 (1)	0-0	----	1	0	1.0	0	1	0	9.00
Ken Vining	White Sox	2001 (1)	0-0	----	8	0	6.2	15	7	3	17.55
Matt White	Nationals	2003,05 (2)	0-2	.000	7	1	9.2	17	8	3	16.76
Scott Winchester	Reds	1997,98,00,01 (4)	3-8	.273	38	17	116.1	149	35	55	5.42

Note: **Bold** denotes 2011 Major Leaguer.

MAJOR LEAGUE BESTS

Seasons		
Rk	Player	Years
1.	Denny Walling	1975-92
2.	John Curtis	1970-84
	Jimmy Key	1984-98
4.	Billy O'Dell	1954-67
	Bill Spiers	1989-01

Career Hits		
Rk	Player	Hits
1.	Bill Spiers	1989-01 (13)
2.	Denny Walling	1975-92 (18)
3.	Tim Teufel	1983-93 (11)
4.	Khalil Greene	2003-09 (7)
5.	Ty Cline	1960-71 (12)

Career Wins		
Rk	Player	Wins
1.	Jimmy Key	1984-98 (15)
2.	Flint Rhem	1924-28,30-36 (12)
	Billy O'Dell	1954-67 (14)
4.	John Curtis	1970-84 (15)
5.	Kris Benson	1999,00,02-06,09,10 (9)

Led League in Statistical Category				
Year	Player	Team (League)	Cat.	Stat
1926	Flint Rhem	Cardinals (NL)	Wins	20
1987	Jimmy Key	Blue Jays (AL)	ERA	2.76
	Jimmy Key	Blue Jays (AL)	Opp. BA	.221
	Jimmy Key	Blue Jays (AL)	Opp. OB %	.273
1993	Jimmy Key	Yankees (AL)	Win %	.750
1994	Jimmy Key	Yankees (AL)	Wins	17

All-Star Game Selections			
Year	Player	Pos.	Team (League)
1958	Billy O'Dell	LHP	Orioles (AL)
1959	Billy O'Dell	LHP	Orioles (AL)
1985	Jimmy Key	LHP	Blue Jays (AL)
1991	Jimmy Key	LHP	Blue Jays (AL)
1993	Jimmy Key	LHP	Yankees (AL)
1994	Jimmy Key	LHP	Yankees (AL)

World Series Participants			
Year	Player	Pos.	Team (League)
1922	Norm McMillan	3B	Yankees (AL)
1926	* Flint Rhem	RHP	Cardinals (NL)
1928	Flint Rhem	RHP	Cardinals (NL)
1929	Norm McMillan	3B	Cubs (NL)
1930	Flint Rhem	RHP	Cardinals (NL)
1931	* Flint Rhem	RHP	Cardinals (NL)
1962	Billy O'Dell	LHP	Giants (NL)
1970	Ty Cline	OF	Reds (NL)
1986	* Tim Teufel	2B	Mets (NL)
1987	* Mark Davidson	OF	Twins (AL)
1992	* Jimmy Key	LHP	Blue Jays (AL)
1996	* Jimmy Key	LHP	Yankees (AL)
2007	Jeff Baker	OF/INF	Rockies (NL)

* - World Series champion



KHALIL GREENE TOTALLED 628 HITS, INCLUDING 90 HOMERS, ALONG WITH MANY HIGHLIGHT-REEL PLAYS AT SHORTSTOP IN SEVEN MAJOR LEAGUE SEASONS WITH THE PADRES AND CARDINALS.

2011 MAJOR LEAGUE TIGERS



Jeff Baker
Chicago Cubs

Jeff Baker, who shares the Tiger career record for homers (59), made his Major League debut in 2005 with the Rockies and was with the Cubs in 2011. Baker finished his Tiger career with a .334 batting average along with 226 RBIs and a .626 slugging percentage. His

59 career homers are tied for fourth-most in ACC history, and his RBI total is second-most in Clemson history.

Baker was the starting shortstop for the Tigers' College World Series team in 2000 as a freshman, as he had a .313 batting average along with a team-best 11 homers and 64 RBIs. He was a freshman All-American by **Collegiate Baseball**. Baker was then named first-team All-American by **Baseball America** and **Collegiate Baseball** in 2001. His sophomore year also saw Baker earn First-Team All-ACC honors after leading the conference in homers (23) and RBIs (75).


As a junior on Clemson's 2002 College World Series team, Baker was named a first-team All-American by **Baseball America** and NCBWA. He hit .325 with 25 homers and 87 RBIs. His 25 long balls tied for second in the ACC, tied for the fifth-best mark in ACC history, and tied for the second-best mark in Clemson history. Baker was one of five finalists for the Golden Spikes Award and was a semifinalist for both the Dick Howser Trophy and Rotary Smith Award.

Baker made his Major League debut on April 4, 2005 an impressive one, as he went 2-for-5 with a homer, double, and two RBIs. He played 12 games for Colorado in 2005 and had a .211 batting average.

In 2006, he moved to right field and played 18 games. In 57 at-bats, he hit .368 with seven doubles, two triples, five homers, and 21 RBIs.

The 2007 season saw Baker play 85 games. He hit .222 with four homers and 12 RBIs for the National League Champions. Baker also delivered the game-winning, pinch-hit, RBI single to give the Rockies a 2-1 series-clinching win over the Phillies in the National League Division Series.

In 2008, he hit .268 with 55 runs, 22 doubles, 12 homers, and 48 RBIs in 104 games. In 2009, he played his first 12 games with the Rockies before he was acquired by the Cubs.



JEFF BAKER




JASON BERKEN

Overall, he batted .288 with four homers and 24 RBIs in 81 games in 2009. In 2010, Baker batted .272 with four homers, 13 doubles, and 21 RBIs in 79 games. The 2011 season saw him hit .269 with three homers and 23 RBIs in 81 games.

In seven Major League seasons, Baker has played 460 games, totaling 75 doubles, 10 triples, 33 homers, and 153 RBIs along with a .270 batting average.

Baker's Career Major League Stats

Year	AVG	G	AB	R	H	2B	3B	HR	RBI	OB%	SB
2005	.211	12	38	6	8	4	0	1	4	.302	0-0
2006	.368	18	57	13	21	7	2	5	21	.379	2-2
2007	.222	85	144	17	32	2	2	4	12	.296	0-0
2008	.268	104	299	55	80	22	1	12	48	.322	4-4
2009	.288	81	226	27	65	15	2	4	24	.343	1-1
2010	.272	79	206	29	56	13	2	4	21	.326	1-1
2011	.269	81	201	20	54	12	1	3	23	.302	0-0
Totals	.270	460	1171	167	316	75	10	33	153	.322	8-8



Jason Berken
Baltimore Orioles

Jason Berken, the first member of Clemson's 2006 team to reach the Majors, made his Major League debut on May 26, 2009 as the starting pitcher for the Orioles against the Blue Jays. Berken pitched at Clemson during the 2003, 2004, and 2006 seasons.

He finished his career with an 18-6 record, 3.04 ERA, and 156 strikeouts in 186.2 innings pitched.

In 2003, Berken had a 4-2 record and a team-best 3.19 ERA in 19 appearances (eight starts). In 2004, he had a 5-1 record with a 2.53 ERA in 10 starts. During the season, he had a 30-inning streak of not allowing an earned run.

After missing the 2005 season due to injury, he tied for the team lead with nine wins and had a 3.22 ERA in 2006. He was also a Second-Team All-ACC pick.

After being drafted by the Orioles in the sixth round in 2006, Berken spent less than two years in the Orioles' minor-league system.

In 2009, he made 24 starts for the Orioles. In just his second start, he pitched 7.0 innings and allowed only one run. For the year, he was 6-12 with a 6.54 ERA in 24 starts.

In 2010, Berken moved to the bullpen and made 41 relief appearances. He was 3-3 with a 3.03 ERA and 45 strikeouts against 19 walks in 62.1 innings pitched. Berken made 40 appearances in 2011 and had a 5.36 ERA in 47.0 innings pitched.

In three Major League seasons, Berken is 10-17 with a 5.34 ERA in 229.0 innings pitched over 105 appearances (24 starts).

Berken's Career Major League Stats

Year	ERA	W-L	G-S	SV	IP	H	R	ER	BB	SO
2009	6.54	6-12	24-24	0	119.2	164	92	87	44	66
2010	3.03	3-3	41-0	0	62.1	64	24	21	19	45
2011	5.36	1-2	40-0	0	47.0	63	29	28	21	41
Totals	5.34	10-17	105-24	0	229.0	291	145	136	84	152



Tyler Colvin
Colorado Rockies


Tyler Colvin, the #13 overall pick of the 2006 draft, made his Major League debut with the Cubs on September 21, 2009 and was the second member of the 2006 team to make his Major League debut in 2009.

In 2004 as a Tiger, Colvin batted .289 in

52 games (31 starts) and tied a school record with three doubles against Florida State. In 2005, Colvin hit .283 with a team-high 12 stolen bases in 65 starts. He received the Bob Bradley Award as Clemson's MVP of the South Carolina series. Colvin again tied a Clemson record with three doubles at N.C. State and had a 19-game hitting streak in 2005.

Colvin had an outstanding 2006 season, leading Clemson to the College World Series. He batted .356 with 13 homers, 70 RBIs, and 23 steals in 69 starts. He was a first-team All-American by **Baseball America** and NCBWA. He was also the ACC Tournament MVP, as he led Clemson to its first ACC title since 1994.

In 2006, Colvin also had a 26-game hitting streak, the fourth-longest streak in school history, and hit the first



TYLER COLVIN

2011 MAJOR LEAGUE TIGERS

walkoff grand slam in Clemson history in a thrilling super-regional win over Oral Roberts.

After spending four years (2006-09) in the Cubs' minor-league system, Colvin joined Chicago in Milwaukee and started his first game in 2009. He registered a hit in his first Major League at-bat and earned the play-of-the-day on MLB.com in his second game, as he made a catch to rob a home run in the ninth inning. In all, Colvin played six games (five starts) for the Cubs and hit .176 in 2009.

In 2010, he batted .254 with 20 homers, 18 doubles, five triples, 56 RBIs, and 60 runs in 135 games. Late in the season at Florida, he was impaled by a broken bat and missed the final week of the season. He still was among the 2010 National League leaders for homers by a rookie.

His 2011 season saw him hit .150 with eight doubles, three triples, six homers, and 20 RBIs in 80 games with the Cubs. After the 2011 season, Colvin was traded to the Colorado Rockies.

In three Major League seasons, Colvin is batting .215 with 26 home runs, 78 RBIs, 26 doubles, and eight triples in 221 games.

Colvin's Career Major League Stats

Year	AVG	G	AB	R	H	2B	3B	HR	RBI	OB%	SB
2009	.176	6	17	1	3	0	0	0	2	.250	0-0
2010	.254	135	358	60	91	18	5	20	56	.316	6-7
2011	.150	80	206	17	31	8	3	6	20	.204	0-0
Totals	.215	221	581	78	125	26	8	26	78	.274	6-7




Daniel Moskos Pittsburgh Pirates

Daniel Moskos, the #4 overall pick of the 2007 draft, made his Major League debut with the Pittsburgh Pirates in 2011 after a successful three-year career as a Tiger from 2005-07. He had a 3.25 ERA and 16 saves in 81 appearances (10 starts) at Clemson.

The hard-throwing lefthander stepped in to become the Tiger closer in 2006, but he moved into the weekend rotation midway through the 2007 season.

DANIEL MOSKOS



TONY SIPP

As a freshman in 2005, Moskos pitched only 16.2 innings over 21 relief appearances. He retired the only batter he faced to earn the victory against North Carolina A&T in the Clemson Regional on June 3.

In 2006, he emerged as one of the nation's top closers when he had a 2.52 ERA and 10 saves in 33 relief appearances during Clemson's College World Series campaign. He received the Bob Bradley Award as the MVP of the South Carolina series. After the season, he was one of 22 players selected to play for the USA National team. He had an 0.86 ERA and six saves in 21.0 innings pitched over 18 relief appearances.

Then in 2007, he was one of 50 semifinalists for the Golden Spikes Award. He had a 3.29 ERA and six saves in 27 appearances (10 starts) before being selected in the first round by the Pirates.

Four years later, Moskos made his Major League debut at Colorado on April 30, 2011, as he pitched a hitless and scoreless inning in relief. Overall in 2011, he had a 1-1 record and 2.96 ERA in 24.1 innings pitched over 31 relief appearances.

Moskos' Career Major League Stats

Year	ERA	W-L	G-S	SV	IP	H	R	ER	BB	SO
2011	2.96	1-1	31-0	0	24.1	29	11	8	9	11



Tony Sipp Cleveland Indians

Tony Sipp transferred to Clemson from Mississippi Gulf Coast Community College and was a talented two-way player in his one season in a Tiger uniform in 2004. He came on late in the season to hit .280 and amassed a 2-2 record along with a 4.69

ERA in 22 appearances on the mound for the Tigers. Sipp

also led the Tigers with 20 stolen bases and accumulated 26 walks against only 25 strikeouts in 211 at-bats at the plate.

In the 2004 ACC Tournament, Sipp went 8-for-17 (.471) with six runs, four doubles, one triple, and five walks in four games. He also struck out six batters in 3.2 innings pitched on the mound.

Sipp was named to the 2004 Athens (GA) Regional All-Tournament team. In the regional, he was 8-for-22 (.364) with three doubles, a triple, and six RBIs. He also pitched 7.1 innings in two outings and allowed no walks with 10 strikeouts.

Following the season, Sipp was drafted in the 45th round by the Indians. After spending almost five seasons in the Indians' minor-league system, he was called up to join Cleveland in April.

In 46 relief appearances, Sipp had a 2-0 record, 2.93 ERA, and 48 strikeouts in 40.0 innings pitched in 2009. He also yielded only 27 hits (.194 opponents' batting average).

In the 2010 season, Sipp had a 2-2 record, one save, and a 4.14 ERA in 63.0 innings pitched over a team-tying-high 70 appearances, all in relief. He also registered 69 strikeouts and allowed just 48 hits (.218 opponents' batting average).

Sipp continued his outstanding work out of the bullpen in 2011 with the Indians. In 69 relief appearances, he had a 6-3 record and 3.03 ERA while allowing just 45 hits in 62.1 innings pitched.

In three Major League seasons, Sipp has a 10-5 record, one save, and a 3.43 ERA in 165.1 innings pitched over 185 relief appearances. Sipp has also allowed only 120 hits (.206 opponents' batting average) and has totaled 174 strikeouts (9.5 strikeouts per nine innings pitched) in his career.

Sipp's Career Major League Stats

Year	ERA	W-L	G-S	SV	IP	H	R	ER	BB	SO
2009	2.92	2-0	46-0	0	40.0	27	16	13	25	48
2010	4.14	2-2	70-0	1	63.0	48	30	29	39	69
2011	3.03	6-3	69-0	0	62.1	45	22	21	24	57
Totals	3.43	10-5	185-0	1	165.1	120	68	63	88	174



FORMER MAJOR LEAGUE TIGERS



Brian Barnes, LHP

Clemson (1986-89)
Montreal Expos (1990-93)
Cleveland Indians (1994)
Los Angeles Dodgers (1994)



Kris Benson, RHP

Clemson (1994-96)
Pittsburgh Pirates (1999,00,02-04)
New York Mets (2004,05)
Baltimore Orioles (2006)
Texas Rangers (2009)
Arizona Diamondbacks (2010)



Jerry Brooks, 3B

Clemson (1986-88)
Los Angeles Dodgers (1993)
Florida Marlins (1996)



Mike Brown, RHP

Clemson (1978-80)
Boston Red Sox (1982-86)
Seattle Mariners (1986,87)



Ty Cline, OF

Clemson (1959,60)
Cleveland Indians (1960-62)
Milwaukee/Atlanta Braves (1963-67)
Chicago Cubs (1966)
San Francisco Giants (1967,68)
Montreal Expos (1969,70)
Cincinnati Reds (1970,71)



Cad Coles, OF

Clemson (1908,09)
Kansas City Packers (1914)



John Curtis, LHP

Clemson (1968)
Boston Red Sox (1970-73)
Saint Louis Cardinals (1974-76)
San Francisco Giants (1977-79)
San Diego Padres (1980-82)
California Angels (1982-84)



Mark Davidson, OF

Clemson (1982)
Minnesota Twins (1986-88)
Houston Astros (1989-91)



Rusty Gerhardt, LHP

Clemson (1969-72)
San Diego Padres (1974)



Khalil Greene, SS

Clemson (1999-02)
San Diego Padres (2003-08)
Saint Louis Cardinals (2009)



Bert Heffernan, C

Clemson (1985-88)
Seattle Mariners (1992)



Mike Holtz, LHP

Clemson (1991-94)
Anaheim Angels (1996-01)
Oakland Athletics (2002)
San Diego Padres (2002)
Boston Red Sox (2006)



Steven Jackson, RHP

Clemson (2001-04)
Pittsburgh Pirates (2009,10)



Jimmy Key, LHP

Clemson (1980-82)
Toronto Blue Jays (1984-92)
New York Yankees (1993-96)
Baltimore Orioles (1997,98)



Billy Koch, RHP

Clemson (1994-96)
Toronto Blue Jays (1999-01)
Oakland Athletics (2002)
Chicago White Sox (2003,04)
Florida Marlins (2004)



Brian Kowitz, OF

Clemson (1988-90)
Atlanta Braves (1995)



Joe Landrum, RHP

Clemson (1946,47)
Brooklyn Dodgers (1950,52)



Matthew LeCroy, C/1B

Clemson (1995-97)
Minnesota Twins (2000-05,07)
Washington Nationals (2006)



John McMakin, LHP

Clemson (1900,01)
Brooklyn Dodgers (1902)



Norm McMillan, 3B

Clemson (1915-17)
New York Yankees (1922)
Boston Red Sox (1923)
Saint Louis Browns (1924)
Chicago Cubs (1928,29)




Billy McMillon, OF

Clemson (1991-93)
Florida Marlins (1996,97)
Philadelphia Phillies (1997)
Detroit Tigers (2000,01)
Oakland Athletics (2001,03,04)



John McMakin, LHP

Clemson (1900,01)
Brooklyn Dodgers (1902)



CLEMSON'S TWO NATIONAL PLAYERS-OF-THE-YEAR,
KRIS BENSON (LEFT) AND KHALIL GREENE (RIGHT), BOTH
PLAYED SEVEN SEASONS IN THE MAJOR LEAGUES.

FORMER MAJOR LEAGUE TIGERS



Mike Milchin, LHP

Clemson (1986-89)
Minnesota Twins (1996)
Baltimore Orioles (1996)



Shane Monahan, OF

Clemson (1993-95)
Seattle Mariners (1998,99)



Ron Musselman, RHP

Clemson (1976,77)
Seattle Mariners (1982)
Toronto Blue Jays (1984,85)




Billy O'Dell, LHP

Clemson (1952-54)
Baltimore Orioles (1954,56-59)
San Francisco Giants (1960-64)
Milwaukee/Atlanta Braves (1965,66)
Pittsburgh Pirates (1966,67)




John Pawlowski, RHP

Clemson (1983-85)
Chicago White Sox (1987,88)



Chuck Porter, RHP

Clemson (1974-76)
Milwaukee Brewers (1981-85)



VET SITTON BECAME CLEMSON'S FIRST MAJOR LEAGUER
IN 1909 WHEN HE PLAYED FOR THE CLEVELAND INDIANS.



Flint Rhem, RHP

Clemson (1922-24)
Saint Louis Cardinals (1924-28,30-32,34,36)
Philadelphia Phillies (1932,33)
Boston Braves (1934,35)



Bill Schroeder, C

Clemson (1977-79)
Milwaukee Brewers (1983-88)
California Angels (1989,90)



Kurt Seibert, SS

Clemson (1974-76)
Chicago Cubs (1979)



Danny Sheaffer, C/INF/OF

Clemson (1980)
Boston Red Sox (1987)
Cleveland Indians (1989)
Colorado Rockies (1993,94)
Saint Louis Cardinals (1995-97)



Vet Sitton, RHP

Clemson (1904,05)
Cleveland Indians (1909)



Brian Synder, LHP

Clemson (1977-79)
Seattle Mariners (1985)
Oakland Athletics (1989)



Bill Spiers, INF

Clemson (1985-87)
Milwaukee Brewers (1989-94)
New York Mets (1995)
Houston Astros (1996-01)



Harold Stowe, LHP

Clemson (1957-59)
New York Yankees (1960)




Tim Teufel, INF

Clemson (1979,80)
Minnesota Twins (1983-85)
New York Mets (1986-91)
San Diego Padres (1991-93)



Ken Vining, LHP

Clemson (1994-96)
Chicago White Sox (2001)



Denny Walling, IB/3B

Clemson (1975)
Oakland Athletics (1975,76)
Houston Astros (1977-88,92)
Saint Louis Cardinals (1988-90)
Texas Rangers (1991)



Matt White, LHP

Clemson (1996-98)
Toronto Blue Jays (2003)
Boston Red Sox (2003)
Seattle Mariners (2003)
Washington Nationals (2005)



Keith Williams, OF

Clemson (1991-93)
San Francisco Giants (1996)




Scott Winchester, RHP

Clemson (1993-95)
Cincinnati Reds (1997,98,00,01)

PRO SIGNEES

JOHN CURTIS WAS A FIRST-ROUND DRAFT PICK IN THE SUPPLEMENTAL PHASE OF THE 1968 DRAFT AND WENT ON TO PLAY 15 SEASONS IN THE MAJOR LEAGUES.



Year	Player, Pos.	Round	Organization
1954	Doug Kingsmore, OF	FA	Baltimore Orioles
	Billy O'Dell, P	FA	Baltimore Orioles
1958	Bud Spiers, SS	FA	Kansas City Athletics
1959	Larry Bagwell, 3B	FA	Washington Senators
	Doug Hoffman, OF	FA	Washington Senators
	Harold Stowe, P	FA	New York Yankees
1960	Ty Cline, OF	FA	Cleveland Indians
1962	Dave Olson, P	FA	New York Yankees
1963	Gene Harbeson, P	FA	San Francisco Giants
	Johnny Jones, OF	FA	Milwaukee Braves
	Elmo Lam, SS	FA	Philadelphia Phillies
1965	Tommy Chapman, P	9	Philadelphia Phillies
	Jack McCall, SS	*12	Baltimore Orioles
	Rusty Adkins, OF	*14	Houston Astros
1966	Charlie Watson, P	*#6	Kansas City Athletics
	Rusty Adkins, SS	*\$7	Detroit Tigers
	Charlie Watson, P	*\$7	Cleveland Indians
	Jack McCall, SS	15	California Angels
	George Sutton, OF	*39	New York Mets
1967	Rusty Adkins, 2B	*\$7	Kansas City Athletics
	Charlie Watson, P	#\$7	Washington Senators
	Garry Helms, SS	12	Pittsburgh Pirates
	Eddie Barbary, C	FA	Pittsburgh Pirates
	Mike McCall, 3B	FA	Philadelphia Phillies
1968	John Curtis, P	\$1	Boston Red Sox
	Nelson Gibson, P	24	Seattle Pilots
	Bill James, P	FA	Cleveland Indians
1970	Don Russell, 3B	\$1	Houston Astros
1971	Johnny Severs, OF	\$4	New York Mets
1972	Craig White, OF	*6	California Angels
	Rusty Gerhardt, P	12	San Diego Padres
1973	Ken Bagwell, 2B	#3	Chicago White Sox
	Craig White, OF	12	New York Yankees
	Lindsay Graham, P	26	Texas Rangers
1974	Steve Cline, P	6	San Francisco Giants
	Richard Haynes, P	8	Houston Astros
	Lin Hamilton, C	10	San Diego Padres
1975	Denny Walling, OF	\$1	Oakland Athletics
1976	Kurt Seibert, SS	3	Chicago Cubs
	Chuck Porter, P	7	California Angels
	Bob Mahony, P	FA	Baltimore Orioles
1977	Dave Caldwell, OF	4	Baltimore Orioles
	Ron Musselman, P	5	Seattle Mariners
	Bill Foley, C	6	Milwaukee Brewers
	Billy Wingo, 2B	FA	Atlanta Braves
1978	Pete Peltz, 3B	9	Cleveland Indians
	Robert Bonnette, SS	*20	Cleveland Indians
1979	Mike Sullivan, P	1	Cincinnati Reds
	Tim Teufel, 2B	*\$3	Chicago White Sox
	Brian Snyder, P	7	Seattle Mariners
	Bill Schroeder, C	8	Milwaukee Brewers
	Tony Masone, OF	10	Cincinnati Reds
	Len Bradley, P	*10	Cleveland Indians
	David Buffamoyer, C	13	New York Yankees
	Todd Freeman, 3B	FA	Milwaukee Brewers
	Pete Khoury, OF	FA	New York Yankees
1980	Robbie Allen, SS	\$1	Los Angeles Dodgers
	Mike Brown, P	2	Boston Red Sox
	Tim Teufel, 2B	2	Minnesota Twins
	Robbie Allen, SS	*#4	Los Angeles Dodgers
	Len Bradley, P	5	Chicago White Sox
	Neil Simons, OF	14	Houston Astros
	Billy Weems, OF	20	Houston Astros
	Bobby Kenyon, P	25	Los Angeles Dodgers
1981	Danny Sheaffer, C	#1	Boston Red Sox
	Glenn Gallagher, OF	3	Toronto Blue Jays
	Greg Guin, 1B	12	Saint Louis Cardinals
1982	Jimmy Key, P	3	Toronto Blue Jays
	Ricky Hester, OF	*\$4	Cleveland Indians
	Mark Davidson, OF	11	Minnesota Twins
	Jeff Gilbert, P	*32	San Francisco Giants
	Coe Brier, C	FA	Minnesota Twins
1983	Jeff Gilbert, P	10	Milwaukee Brewers
	Ricky Hester, SS	25	Texas Rangers
	Scott Parrish, P	*26	Los Angeles Dodgers
1984	Brooks Shumake, 3B	5	Cincinnati Reds
	Scott Powers, SS	17	Atlanta Braves
	Scott Parrish, P	21	Oakland Athletics
	Tim Rice, P	22	Chicago Cubs
1985	John Pawlowski, P	6	Chicago White Sox
	Jim McCollom, C	9	California Angels
	George Stone, P	18	Chicago White Sox
	Tommy Smith, 1B	23	San Francisco Giants
1987	Bill Spiers, SS	1	Milwaukee Brewers
	Bert Heffernan, C	*9	Texas Rangers
	Chuck Baldwin, 2B	11	Cleveland Indians
	Steve Baucom, 2B	25	Toronto Blue Jays
	Ray Williams, OF	FA	Seattle Mariners

1988	Bert Heffernan, C	9	Milwaukee Brewers
	Jerry Brooks, 3B	12	Los Angeles Dodgers
	Mike Pomeranz, P	13	Minnesota Twins
	Brian Barnes, P	*25	Baltimore Orioles
	Randy Mazey, OF	28	Cleveland Indians
	Burke Fairey, OF	FA	Chicago Cubs
	Phillip Lowery, P	FA	Atlanta Braves
1989	Mike Milchin, P	2	Saint Louis Cardinals
	Brian Barnes, P	4	Montreal Expos
	Mike Couture, C	*12	California Angels
	Alan Botkin, P	23	Saint Louis Cardinals
	Henry Threadgill, 2B	34	California Angels
	Rusty Charpia, SS	38	Milwaukee Brewers
1990	Tim Parker, P	3	Chicago Cubs
	Brian Kowitz, OF	9	Atlanta Braves
	Ron Frazier, P	12	New York Yankees
	Brian Faw, P	17	New York Yankees
	David Tripp, P	*25	Oakland Athletics
	Mike Couture, C	28	Milwaukee Brewers
	Tim Riggsby, SS	FA	Cleveland Indians
1991	Joe DeBerry, 1B	3	Cincinnati Reds
	Jim Crowley, 2B	11	Boston Red Sox

	Todd Stefan, SS	FA	Chicago Cubs
1992	Scott Miller, P	3	Oakland Athletics
	Jason Angel, P	5	Cincinnati Reds
	Paxton Briley, P	5	California Angels
	Ted Corbin, SS	21	Minnesota Twins
	Kevin Northrup, OF	31	Montreal Expos
	Aaron Jersild, P	43	Toronto Blue Jays
	Mike Lockhart, C	FA	Cleveland Indians
1993	Keith Williams, OF	7	San Francisco Giants
	Billy McMillon, OF	8	Florida Marlins
	Chris Carter, C	30	Milwaukee Brewers
	Chad Phillips, P	*41	Florida Marlins
1994	Andy Taulbee, P	2	San Francisco Giants
	Mike Hampton, 3B	4	Cincinnati Reds
	Scott Winchester, P	*16	Detroit Tigers
	Mike Holtz, P	17	California Angels
1995	David Miller, 1B	1	Cleveland Indians
	Shane Monahan, OF	2	Seattle Mariners
	Seth Brizek, SS	8	Seattle Mariners
	Mark Watson, P	*8	Florida Marlins
	Jason Dawsey, P	10	Milwaukee Brewers
	Jeff Sauve, P	11	Boston Red Sox

PRO SIGNEES

	Scott Winchester, P	14	Cleveland Indians
1996	Kris Benson, P	1	Pittsburgh Pirates
	Billy Koch, P	1	Toronto Blue Jays
	David Shepard, P	3	Cincinnati Reds
	Ken Vining, P	4	San Francisco Giants
	Brian Matz, P	9	Montreal Expos
	Paul Galloway, 3B	14	San Francisco Giants
	Doug Livingston, 2B	17	Colorado Rockies
	Gary Burnham, OF	*40	Oakland Athletics
1997	Matthew LeCroy, C	1	Minnesota Twins
	Gary Burnham, OF	22	Philadelphia Phillies
1998	Matt Padgett, OF	5	Florida Marlins
	Matt White, P	15	Cleveland Indians
	Scott Clackum, P	FA	Florida Marlins
1999	Mike Paradis, P	1	Baltimore Orioles
	Chris Heck, P	5	San Diego Padres
	Brian Adams, P	*11	San Diego Padres
	Doug Roper, SS/P	26	Toronto Blue Jays
	Ryan Mottl, P	*27	Texas Rangers
	Kurt Bultmann, 2B	34	Pittsburgh Pirates
2000	Patrick Boyd, OF	*4	Pittsburgh Pirates
	Ryan Mottl, P	6	Cincinnati Reds
	Scott Berney, P	18	Colorado Rockies
	Mike Calitri, INF	FA	Cincinnati Reds
	Justin Lombardi, P	FA	Florida Marlins
	Henri Stanley, OF	FA	Houston Astros
	Justin Singleton, OF/INF	FA	Toronto Blue Jays
2001	Josh Cram, P	4	San Francisco Giants
	Patrick Boyd, OF	7	Texas Rangers
	Khalil Greene, SS	*14	Chicago Cubs
	Steve Reba, P	*16	Oakland Athletics
	Nick Glaser, P	FA	Philadelphia Phillies
	Ryan Riley, 2B	FA	Tampa Bay Rays
2002	Khalil Greene, SS	1	San Diego Padres
	Michael Johnson, 1B	2	San Diego Padres
	Jeff Baker, 3B	4	Colorado Rockies
	B.J. LaMura, P	5	Chicago White Sox
	Matt Henrie, P	7	Arizona Diamondbacks

	Jarrod Schmidt, OF	21	Cincinnati Reds
	Steve Reba, P	24	Colorado Rockies
	Ryan Childs, P	33	Baltimore Orioles
	Thomas Boozer, P	FA	Independent League
2003	Steven Jackson, P	*32	Cleveland Indians
	Kyle Frank, OF	FA	New York Yankees
	Paul Harrelson, P	FA	Colorado Rockies
	Steve Pyzik, C	FA	Atlanta Braves
	David Slevin, 2B	FA	New York Yankees
2004	Tyler Lumsden, P	*1	Chicago White Sox
	Collin Mahoney, P/C	4	Detroit Tigers
	Lou Santangelo, C	4	Houston Astros
	Brad McCann, 3B	6	Florida Marlins
	Steven Jackson, P	10	Arizona Diamondbacks
	Patrick Hogan, P	14	Florida Marlins
	Garrick Evans, OF	*25	Kansas City Royals
	Zane Green, OF	44	Chicago Cubs
	Tony Sipp, OF/P	45	Cleveland Indians
	Russell Triplett, SS	FA	New York Mets
2005	Kris Harvey, DH/P	2	Florida Marlins
	Robert Rohrbaugh, P	7	Seattle Mariners
	Jeff Hahn, P	35	Detroit Tigers
	Adrian Casanova, C	*44	Detroit Tigers
	Drew Fiorenza, P	*45	Cleveland Indians
2006	Tyler Colvin, OF	1	Chicago Cubs
	Jason Berken, P	6	Baltimore Orioles
	Josh Cribb, P	8	Kansas City Royals
	Steve Richard, P	8	Seattle Mariners
	Andy D'Alessio, 1B	*10	Los Angeles Dodgers
	Stephen Faris, P	12	San Diego Padres
	Drew Fiorenza, P	15	Seattle Mariners
	Herman Demmink, 3B	28	Philadelphia Phillies
	Marquez Smith, INF	*35	Chicago Cubs
	Adrian Casanova, C	40	Detroit Tigers
2007	Daniel Moskos, P	1	Pittsburgh Pirates
	David Kopp, P	2	Saint Louis Cardinals
	Brad Chalk, OF	2	San Diego Padres
	Alan Farina, P	3	Toronto Blue Jays

	Stephen Clyne, P	3	New York Mets
	Marquez Smith, INF	8	Chicago Cubs
	Taylor Harbin, 2B/SS	8	Arizona Diamondbacks
	Doug Hogan, C	*16	Cleveland Indians
	Andy D'Alessio, 1B	19	San Francisco Giants
	P.J. Zocchi, P	36	Cleveland Indians
	Stan Widmann, SS	*39	Oakland Athletics
2008	D.J. Mitchell, P/OF	10	New York Yankees
	Doug Hogan, C	18	Texas Rangers
	Ryan Hinson, P	*31	Pittsburgh Pirates
2009	Ben Paulsen, 1B	3	Colorado Rockies
	Chris Dwyer, P	4	Kansas City Royals
	Ryan Hinson, P	10	San Diego Padres
	Graham Stoneburner, P	14	New York Yankees
	Trey Delk, P	29	Chicago White Sox
	Mike Freeman, INF	*36	Arizona Diamondbacks
	Matt Sanders, INF	41	Colorado Rockies
	Clinton McKinney, P	48	Colorado Rockies
	Addison Johnson, OF	*48	Oakland Athletics
2010	Kyle Parker, OF/1B	1	Colorado Rockies
	Mike Freeman, 2B	11	Arizona Diamondbacks
	John Hinson, INF	*13	Philadelphia Phillies
	Jeff Schaus, OF	*27	Cleveland Indians
	Casey Harman, P	29	Chicago Cubs
	John Nester, C/1B	39	Oakland Athletics
2011	Brad Miller, SS	2	Seattle Mariners
	Will Lamb, OF/P/1B	2	Texas Rangers
	John Hinson, 3B/2B	13	Houston Astros
	Jeff Schaus, OF	16	Los Angeles Dodgers
	Kevin Brady, P	*17	Cleveland Indians
	Joseph Moorefield, P	*26	Kansas City Royals
	Chris Epps, OF	45	Houston Astros
	Scott Weismann, P	46	Chicago Cubs

* - did not sign; \$ - secondary phase; # - drafted in January; ^ - supplemental pick between first and second rounds; Note: No draft prior to 1965; Major League players in **bold**.

FIRST-ROUND DRAFT PICKS

Year	Player	Pos.	Team
1968	John Curtis	LHP	Red Sox
1975	Denny Walling	OF	Athletics
1979	Mike Sullivan	RHP	Reds
1987	Bill Spiers	SS	Brewers
1995	David Miller	1B	Indians
1996	Kris Benson	RHP	Pirates
	Billy Koch	RHP	Blue Jays
1997	Matthew LeCroy	C	Twins
1999	Mike Paradis	RHP	Orioles
2002	Khalil Greene	SS	Padres
2004	Tyler Lumsden	LHP	White Sox
2006	Tyler Colvin	OF	Cubs
2007	Daniel Moskos	LHP	Pirates
2010	Kyle Parker	OF	Rockies

Highest Draft Picks

Year	Player	Pos.	Pick	Team
1996	Kris Benson	RHP	1	Pirates
1996	Billy Koch	RHP	4	Blue Jays
2007	Daniel Moskos	LHP	4	Pirates
1987	Bill Spiers	SS	13	Brewers
1999	Mike Paradis	RHP	13	Orioles
2002	Khalil Greene	SS	13	Padres
2006	Tyler Colvin	OF	13	Cubs
1979	Mike Sullivan	RHP	22	Reds
1995	David Miller	1B	23	Indians

Note: Major League players in **bold**.

DANIEL MOSKOS WAS THE #4 OVERALL SELECTION OF THE 2007 MAJOR LEAGUE DRAFT. THE LEFTY MADE HIS MAJOR LEAGUE DEBUT WITH THE PITTSBURGH PIRATES IN 2011.



TIGERS IN THE PROs IN 2011



JEFF BAKER
INF • Cubs
Majors • Chicago, IL
Clemson (2000-02)



JASON BERKEN
RHP • Orioles
Majors • Baltimore, MD
Clemson (2003,04,06)



BRAD CHALK
OF • Pirates
AA • Altoona, PA
Clemson (2005-07)



TYLER COLVIN
OF • Cubs
Majors • Chicago, IL
Clemson (2004-06)



CHRIS DWYER
LHP • Royals
AA • Springdale, AR
Clemson (2009)



CHRIS EPPS
OF • Astros
SS • Troy, NY
Clemson (2008-11)



ALAN FARINA
RHP • Blue Jays
AA • Manchester, NH
Clemson (2007)



MIKE FREEMAN
2B • Diamondbacks
A • South Bend, IN
Clemson (2008-10)



TAYLOR HARKIN
INF • Diamondbacks
AA • Mobile, AL
Clemson (2005-07)



CASEY HARMAN
LHP • Cubs
A (Adv.) • Daytona Beach, FL
Clemson (2008-10)



KRIS HARVEY
RHP • Marlins
AA • Jacksonville, FL
Clemson (2003-05)



JOHN HINSON
INF • Astros
SS • Troy, NY
Clemson (2008,10,11)



RYAN HINSON
LHP • Independent
Wichita, KS
Clemson (2006-09)



STEVEN JACKSON
RHP • Pirates
AAA • Indianapolis, IN
Clemson (2001-04)



DAVID KOPP
RHP • Cardinals
AAA • Memphis, TN
Clemson (2005-07)



WILL LAMB
LHP • Rangers
A • Hickory, NC
Clemson (2009-11)



B.J. LAMURA
RHP • Blue Jays
AA • Manchester, NH
Clemson (2000-02)



BRAD MILLER
SS • Mariners
A • Clinton, IA
Clemson (2009-11)



D.J. MITCHELL
RHP • Yankees
AAA • Moosic, PA
Clemson (2006-08)



DANIEL MOSKOS
LHP • Pirates
Majors • Pittsburgh, PA
Clemson (2005-07)



JOHN NESTER
C • Athletics
A • Burlington, IA
Clemson (2008-10)



KYLE PARKER
OF • Rockies
AA • Asheville, NC
Clemson (2008-10)



BEN PAULSEN
1B • Rockies
AA • Tulsa, OK
Clemson (2007-09)



STEVE RICHARD
RHP • Mariners
AA • Jackson, TN
Clemson (2006)



JEFF SCHAUS
OF • Dodgers
R • Glendale, AZ
Clemson (2008-11)



TONY SIPP
LHP • Indians
Majors • Cleveland, OH
Clemson (2004)




MARQUEZ SMITH
3B • Cubs
AAA • Des Moines, IA
Clemson (2006,07)



GRAHAM STONEBURNER
RHP • Yankees
AA • Trenton, NJ
Clemson (2008,09)



SCOTT WEISMANN
RHP • Cubs
R • Mesa, AZ
Clemson (2009-11)



KYLE PARKER HIT .285 WITH 23 DOUBLES, 21 HOMERS, AND 95 RBIs IN 117 GAMES WITH THE ASHEVILLE TOURISTS IN 2011.

TIGER HISTORY & RECORDS



CLEMSON PLAYED ITS HOME GAMES ON BOWMAN FIELD IN FRONT OF TILLMAN HALL DURING ITS FIRST 19 SEASONS THROUGH 1915. IT WAS ALSO THE VENUE DURING JOHN HEISMAN'S TENURE AS HEAD COACH (1901-03).



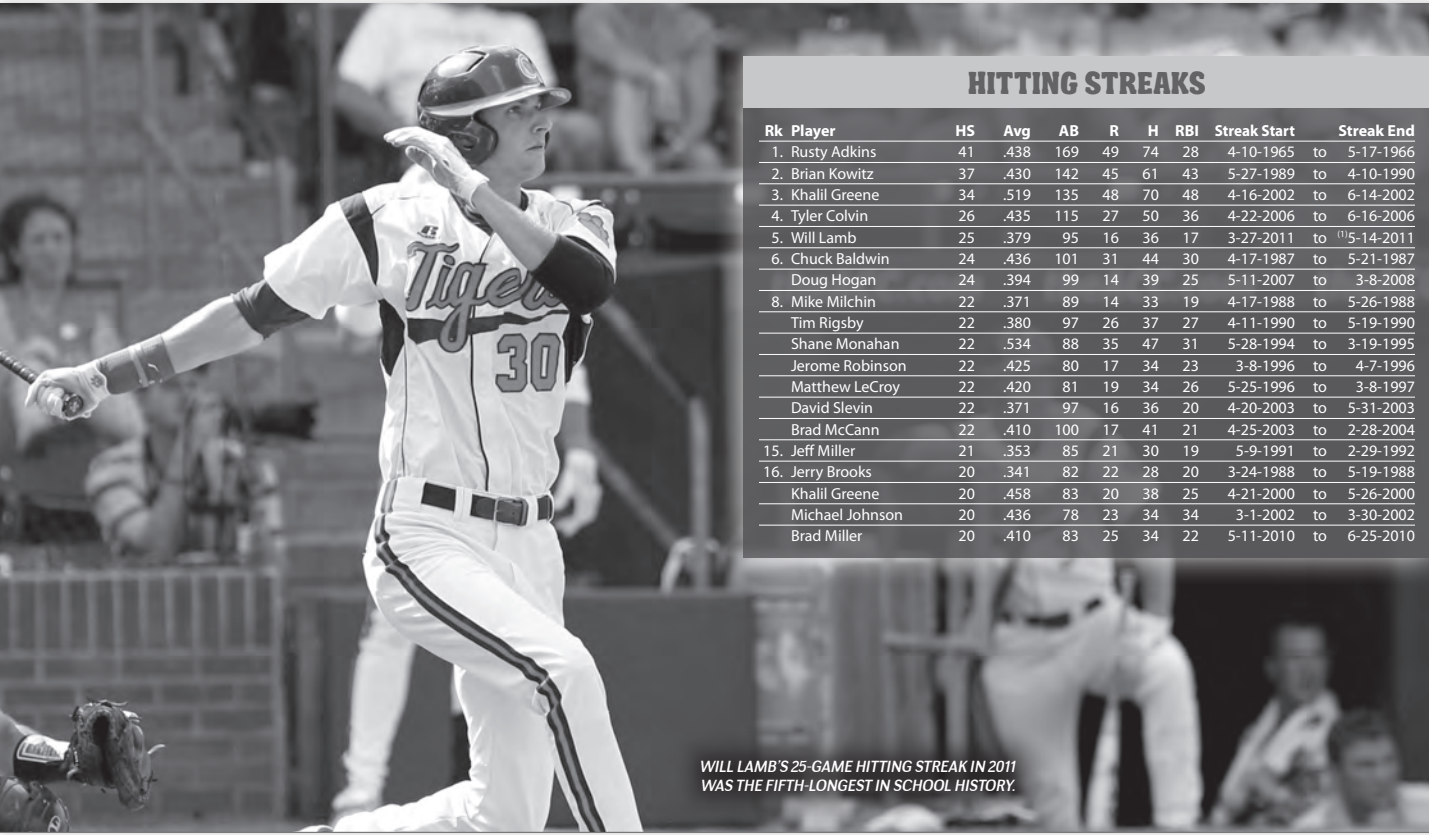


BATTING RECORDS

Games	
Season:	*75 Seth Brizek, 1994
	*75 Mike Hampton, 1994
	*75 Shane Monahan, 1994
Career:	272 Khalil Greene, 1999-02
At-Bats	
Game:	*9 Tony Masone at N.C. State, 4-6-1979
	*9 Bert Heffernan vs. Fordham, 5-26-1988
Season:	*330 Shane Monahan, 1994
Career:	*1,069 Khalil Greene, 1999-02
Hits	
Inning:	*3 Robert Bonnette at N.C. State (9th), 4-6-1979
Game:	Joey Taylor vs. South Carolina, 5-8-1962
	6 Neil Simons vs. Georgia, 2-27-1980
	6 Greg Guin at Georgia, 4-8-1981
	6 Bob Paulling vs. Georgia Tech, 4-17-1983
	6 Bert Heffernan vs. Auburn, 3-25-1987
	6 Jerry Brooks vs. Charlotte, 2-24-1988
	6 Chad Phillips vs. Maryland, 3-15-1992
	6 Brad McCann vs. College of Charleston, 5-12-2004
	9 Bob Paulling vs. Georgia Tech (6) & Virginia (3), 4-17,20-1983
Consecutive:	
Hitting Streak:	*41 Rusty Adkins, 1965,66
Season:	*137 Shane Monahan, 1994
Career:	*403 Khalil Greene, 1999-02
Doubles	
Game:	3 Joey Taylor vs. South Carolina, 5-8-1962
	3 Pat Fitzsimmons vs. Wake Forest, 4-26-1975
	3 Dave Caldwell vs. Arizona State, 6-10-1977
	3 Tim Teufel vs. Western Carolina, 2-28-1980
	3 Bert Heffernan vs. Auburn, 3-25-1987
	3 Mike Couture at Coastal Carolina, 2-18-1989
	3 Mike Lockhart vs. Davidson, 4-3-1989
	3 Khalil Greene at Arkansas, 5-29-1999
	3 Khalil Greene at North Carolina, 4-1-2000
	3 Russell Triplett at Old Dominion, 3-20-2001
	3 Khalil Greene vs. South Carolina, 3-3-2002
	3 Tyler Colvin vs. Florida State, 5-3-2004
	3 Tyler Colvin at N.C. State, 4-24-2005
	3 Taylor Harbin vs. Miami (FL), 5-21-2005
	3 Marquez Smith vs. Florida State, 5-12-2006
Season:	33 Khalil Greene, 2002
Career:	*^95 Khalil Greene, 1999-02
Triples	
Game:	*2 by many
Season:	11 Bill Spiers, 1987
Career:	21 Shane Monahan, 1993-95

Home Runs	
Inning:	*2 Brooks Shumake vs. Maryland (1st), 4-15-1982
	*2 Chuck Baldwin vs. Maryland (1st), 3-27-1986
	*2 Kyle Frank at Maryland (2nd), 4-20-2003
	*2 Wilson Boyd vs. Mercer (3rd), 2-24-2008
Game:	3 Ray Mathews vs. Furman, 5-1-1950
	3 Bill Barnett vs. Furman, 4-22-1953
	3 Jack McCall vs. Georgia Tech, 4-14-1964
	3 Denny Walling at Wake Forest, 4-19-1975
	3 Neil Simons at N.C. State, 4-7-1979
	3 Bob Paulling at Georgia, 4-6-1983
	3 Steve Baucom at Charlotte, 3-31-1987
	3 Chuck Baldwin at Maryland, 5-5-1987
	3 Shane Monahan at N.C. State, 4-11-1993
	3 Jeff Baker vs. Winthrop, 4-3-2002
	3 Taylor Harbin at N.C. State, 4-23-2005
	3 Kyle Parker at Wake Forest, 3-9-2008 ⁽²⁾
	3 John Hinson vs. South Carolina-Upstate, 4-21-2010
Season:	27 Khalil Greene, 2002
Career:	59 Jeff Baker, 2000-02
	59 Andy D'Alessio, 2004-07
Extra Base Hits	
	5 Joey Taylor vs. South Carolina, 5-8-1962 (3 2B, 2 HR)
Game:	61 Khalil Greene, 2002 (33 2B, 1 3B, 27 HR)
Season:	154 Khalil Greene, 1999-02 (95 2B, 7 3B, 52 HR)
Career:	
RBIs	
Game:	10 Ray Mathews vs. Furman, 5-1-1950
	10 Neil Simons at N.C. State, 4-6-1979
	10 Jerry Brooks vs. Charlotte, 2-24-1988
Season:	91 Khalil Greene, 2002
Career:	276 Khalil Greene, 1999-02
Batting Average	
Season:	.485 Dude Buchanan, 1941 (33 H, 68 AB) (min. 50 AB)
	.470 Khalil Greene, 2002 (134 H, 285 AB) (min. 100 AB)
	.470 Khalil Greene, 2002 (134 H, 285 AB) (min. 150 AB)
	.421 Denny Walling, 1975 (59 H, 140 AB) (min. 100 AB)
Career:	.402 Dude Buchanan, 1939-41 (74 H, 184 AB) (min. 150 AB)
	.394 Shane Monahan, 1993-95 (337 H, 856 AB) (min. 500 AB & 700 AB)
Slugging Percentage	
Season:	.877 Khalil Greene, 2002 (250TB, 285 AB) (min. 50 AB, 100 AB, & 150 AB)
Career:	.807 Denny Walling, 1975 (113TB, 140 AB) (min. 100 AB)
	.668 Tim Teufel, 1979,80 (244TB, 365 AB) (min. 300 AB)
	.636 Michael Johnson, 2000-03 (509TB, 800 AB) (min. 500 AB)

Total Bases	
Game:	16 Taylor Harbin at N.C. State, 4-23-2005 (1 1B, 1 3B, 3 HR)
Season:	*250 Khalil Greene, 2002 (73 1B, 33 2B, 1 3B, 27 HR)
Career:	668 Khalil Greene, 1999-02 (249 1B, 95 2B, 7 3B, 52 HR)
Runs	
Game:	*7 Dave Buffamoyer at N.C. State, 4-6-1979
Season:	97 Shane Monahan, 1994
Career:	285 Bert Heffernan, 1982-85
Stolen Bases	
Game:	5 Fred Knoebel vs. Furman, 4-26-1950
	*5 Mike Couture vs. N.C. State, 5-6-1989
Season:	47 Henry Threadgill, 1989
	47 Kevin Northrup, 1992
Career:	85 Henry Threadgill, 1986-89
	85 Mike Couture, 1987-90
Sacrifice Bunts	
Game:	2 by many
Season:	21 Brad Chalk, 2006
Career:	40 Brad Chalk, 2005-07
Sacrifice Flies	
Game:	2 by many
Season:	11 Keith Williams, 1993
Career:	*20 Matthew LeCroy, 1995-97
	*20 Khalil Greene, 1999-02
Hit-By-Pitch	
Game:	3 Khalil Greene vs. New York Tech, 3-30-2001
Season:	21 Khalil Greene, 2001
Career:	58 Khalil Greene, 1999-02
Walks	
Game:	5 by many
Season:	64 Jason Harris, 1999
	64 Henri Stanley, 1999
Career:	207 Bert Heffernan, 1985-88
Walks Per At-Bat	
Season:	1/2.93 Brian Ellis, 1998
Career:	1/3.85 Kurt Seibert, 1974-76
* - ACC record; ^ - NCAA record	



HITTING STREAKS

Rk	Player	HS	Avg	AB	R	H	RBI	Streak Start	Streak End
1.	Rusty Adkins	41	.438	169	49	74	28	4-10-1965	to 5-17-1966
2.	Brian Kowitz	37	.430	142	45	61	43	5-27-1989	to 4-10-1990
3.	Khalil Greene	34	.519	135	48	70	48	4-16-2002	to 6-14-2002
4.	Tyler Colvin	26	.435	115	27	50	36	4-22-2006	to 6-16-2006
5.	Will Lamb	25	.379	95	16	36	17	3-27-2011	to ⁽¹⁾ 5-14-2011
6.	Chuck Baldwin	24	.436	101	31	44	30	4-17-1987	to 5-21-1987
	Doug Hogan	24	.394	99	14	39	25	5-11-2007	to 3-8-2008
8.	Mike Milchin	22	.371	89	14	33	19	4-17-1988	to 5-26-1988
	Tim Rigsby	22	.380	97	26	37	27	4-11-1990	to 5-19-1990
	Shane Monahan	22	.534	88	35	47	31	5-28-1994	to 3-19-1995
	Jerome Robinson	22	.425	80	17	34	23	3-8-1996	to 4-7-1996
	Matthew LeCroy	22	.420	81	19	34	26	5-25-1996	to 3-8-1997
	David Slevin	22	.371	97	16	36	20	4-20-2003	to 5-31-2003
	Brad McCann	22	.410	100	17	41	21	4-25-2003	to 2-28-2004
15.	Jeff Miller	21	.353	85	21	30	19	5-9-1991	to 2-29-1992
16.	Jerry Brooks	20	.341	82	22	28	20	3-24-1988	to 5-19-1988
	Khalil Greene	20	.458	83	20	38	25	4-21-2000	to 5-26-2000
	Michael Johnson	20	.436	78	23	34	34	3-1-2002	to 3-30-2002
	Brad Miller	20	.410	83	25	34	22	5-11-2010	to 6-25-2010

WILL LAMB'S 25-GAME HITTING STREAK IN 2011 WAS THE FIFTH-LONGEST IN SCHOOL HISTORY.

PITCHING RECORDS

Games	
Season:	33 Scott Winchester, 1995
	33 Nick Glaser, 2000
	33 Daniel Moskos, 2006
	33 Alex Frederick, 2010
Career:	98 Matt Additon, 1997-00

Starts	
Season:	19 Brian Barnes, 1988
	19 Brian Barnes, 1989
	19 Jason Dawsey, 1995
	19 Kris Benson, 1996
	19 Ryan Mottl, 2000
	19 Steve Reba, 2002
	19 Casey Harman, 2010
Career:	68 Ryan Mottl, 1997-00

Complete Games	
Season:	11 Chuck Porter, 1976
Career:	26 Rusty Gerhardt, 1969-72

Shutouts	
Season:	*4 Ron Musselman, 1976
	*4 Kris Benson, 1996
Career:	6 Ron Musselman, 1976,77

Wins	
Season:	*16 Brian Barnes, 1989
Consecutive:	15 Kris Benson, 1995,96
	12 Chuck Porter, 1976
	12 Ron Musselman, 1977
	12 Jason Angel, 1991
Career:	*44 Brian Barnes, 1986-89

Winning Percentage	
Season:	100.0 Chuck Porter, 1976 (12-0)
Career:	94.4 Mike Kimbrell, 1988-91 (17-1)

Innings Pitched	
Game:	*16.0 Chuck Porter vs. Virginia, 4-19-1974 ⁽¹⁾
Season:	156.0 Kris Benson, 1996
Career:	*475.1 Brian Barnes, 1986-89

ERA	
Season:	0.79 Billy O'Dell, 1954 (8 ER, 91.1 IP)
Career:	1.51 Billy O'Dell, 1952-54 (37 ER, 219.2 IP) (min. 100 IP)

Strikeouts	
Game:	21 Billy O'Dell vs. South Carolina, 4-4-1952
	20 Joe Hazle at The Citadel, 4-18-1947
	18 Billy O'Dell vs. Furman, 4-23-1952
	18 Brian Barnes vs. Appalachian State, 3-6-1988
	18 Brian Barnes vs. Old Dominion, 3-7-1989
	17 Harold Stowe vs. Florida, 6-9-1958
	17 Damon Vincent vs. Wake Forest, 5-14-1962
	17 Brian Barnes vs. South Carolina, 3-31-1989
	17 Brian Barnes vs. Wake Forest, 3-19-1989
	17 Kris Benson vs. Virginia Tech, 3-10-1996
Season:	*208 Brian Barnes, 1989
Career:	*513 Brian Barnes, 1986-89

Strikeouts Per Nine Innings Pitched	
Game:	21.0 Billy O'Dell vs. South Carolina, 4-4-1952
Season:	13.4 Billy O'Dell, 1953 (108 K, 72.1 IP) (min. 50 IP)
Career:	12.3 Billy O'Dell, 1952-54 (300 K, 219.2 IP) (min. 100 IP)

Strikeout-to-Walk Ratio	
Season:	7.56 Kris Benson, 1996 (204 K, 27 BB)
Career:	4.51 Kris Benson, 1994-96 (356 K, 79 BB)


Hits Per Nine Innings Pitched	
Season:	3.11 Billy O'Dell, 1953 (25 H, 72.1 IP)
Career:	5.29 Billy O'Dell, 1952-54 (129 H, 219.2 IP)

Walks Per Nine Innings Pitched	
Season:	1.17 Phillip Lowery, 1987 (7 BB, 53.2 IP)
Career:	1.71 Phillip Lowery, 1986-88 (32 BB, 168.2 IP)

Saves	
Season:	15 Nick Glaser, 2000
Career:	34 Scott Winchester, 1993-95

Batters Faced	
Season:	606 Kris Benson, 1996
Career:	2,052 Brian Barnes, 1986-89

* - ACC record



BILLY O'DELL PITCHED CLEMSON'S FIFTH NO-HITTER IN THE TIGERS' 2-0 VICTORY AT SOUTH CAROLINA ON MAY 8, 1953.

NO-HITTERS

Date	Pitcher(s)	Opponent	Score
4-15-1913	Doc Ezell	Erskine	5-0
4-29-1916	Elmer Long	Virginia Military	2-0
4-17-1924	Lefty Smith	South Carolina	6-0
3-29-1946	Joe Landrum	Erskine	6-0
5-8-1953	Billy O'Dell	South Carolina	2-0
5-6-1967	Nelson Gibson	Georgia Tech	3-0
	Charlie Watson		
4-17-1971	Dave Van Volkenburg	# Florida State	11-0
3-16-1973	Lindsay Graham	^ Maryland	3-0
4-17-1976	Ron Musselman	Virginia	9-0
3-17-1977	Brian Snyder	North Carolina-Wilmington	8-0
3-10-1980	Mike Brown	*# North Carolina-Wilmington	2-0
3-5-1982	Jeff Gilbert	Western Carolina	5-0
3-6-1984	Scott Parrish	# The Citadel ⁽²⁾	6-0
3-18-2009	Justin Sarratt	South Carolina-Upstate	14-0
	Scott Weismann		
	Kyle Deese		
	Tomas Cruz		
	Matt Vaughn		

* - perfect game; # - seven-inning game; ^ - eight-inning game



OVERVIEW

COACHES

PLAYERS

OPPONENTS

REVIEW

TRADITIONS

RECORDS





YEARLY BATTING & FIELDING STATS

Year	W-L-T	G	AB	R	H	2B	3B	HR	TB	RBI	SH	SF	HP	SB	BB	SO	BA	Slg%	PO	A	E	DP	Fld %
1939	10-7	17	539	85	140	20	7	8	198	52	---	---	---	18	---	---	.259	.367	445	185	45	9	.933
1940	11-2-2	15	499	141	139	14	13	5	194	---	---	---	---	16	---	---	.279	.389	401	177	56	8	.912
1941	10-6	16	598	139	173	27	8	16	264	107	---	---	---	21	---	---	.289	.441	417	180	45	11	.930
1942	8-8	16	611	130	190	21	7	9	252	---	---	---	---	31	71	62	.311	.412	439	157	63	11	.904
1943	12-3	15	512	168	168	22	11	14	254	---	---	---	---	50	---	---	.328	.496	397	165	46	8	.924
1944	----- No Team -----																						
1945	7-5	12	402	81	83	9	3	4	110	---	---	---	---	15	61	67	.206	.274	295	127	38	4	.917
1946	12-5	17	639	125	166	23	9	5	222	85	---	---	---	15	79	90	.260	.347	476	235	65	5	.916
1947	24-5	29	975	244	252	48	11	15	367	157	---	---	---	40	155	123	.258	.376	---	---	78	---	---
1948	14-12-1	27	968	148	241	33	9	20	352	114	---	---	---	51	72	144	.249	.364	---	---	79	---	---
1949	11-12	23	895	180	276	47	13	27	430	155	---	---	---	24	---	---	.308	.480	---	---	65	---	---
1950	20-11	31	1162	277	340	45	13	32	507	235	---	---	---	92	---	---	.293	.436	---	---	83	---	---
1951	16-6	22	758	177	215	33	9	15	311	116	---	---	---	75	98	60	.284	.410	---	---	57	---	---
1952	10-12	22	669	145	191	37	5	16	286	133	2	---	---	8	92	83	.286	.428	---	---	75	---	---
1953	11-6	17	583	111	153	30	6	13	234	94	10	---	6	15	56	98	.263	.401	440	161	57	5	.913
1954	14-10	24	824	155	210	23	12	25	332	130	14	---	10	38	126	121	.255	.403	624	231	66	13	.928
1955	7-11	18	627	100	176	28	6	13	255	80	5	---	8	9	75	101	.281	.407	464	189	66	10	.908
1956	4-14	18	625	104	152	13	8	19	238	93	11	---	---	8	---	---	.243	.381	478	178	68	7	.897
1957	6-12	18	602	70	131	15	5	5	173	57	3	1	---	5	68	109	.216	.287	465	183	48	---	.931
1958	22-8	30	1057	211	289	47	10	13	395	181	18	12	---	18	133	170	.273	.374	795	313	71	18	.940
1959	24-8	32	1107	223	302	38	22	17	435	184	12	15	12	45	191	173	.273	.393	860	308	70	21	.940
1960	11-10-1	22	786	152	228	32	15	20	350	132	6	11	14	23	111	107	.290	.445	583	262	55	28	.939
1961	12-11	23	793	182	230	40	8	16	334	161	4	14	17	11	154	154	.290	.421	577	245	50	17	.943
1962	17-8	25	905	215	282	42	7	49	458	182	6	7	8	21	130	141	.313	.508	645	321	43	29	.957
1963	15-11	26	953	185	269	34	14	22	397	160	8	9	8	27	140	143	.282	.417	694	271	57	29	.944
1964	13-13	26	903	174	251	34	15	26	393	151	6	11	15	13	126	170	.278	.435	692	306	48	12	.954
1965	18-10-2	30	1028	190	298	51	16	26	459	166	8	15	9	24	122	166	.289	.446	771	295	62	22	.945
1966	20-7-2	29	1048	264	336	49	18	35	526	230	2	15	13	36	159	169	.321	.502	764	309	47	30	.958
1967	29-9	38	1269	206	335	55	17	20	484	178	7	14	14	42	168	224	.264	.381	1005	387	55	35	.962
1968	27-14	41	1243	189	291	39	15	21	423	158	7	8	24	24	169	255	.234	.340	976	433	76	33	.949
1969	27-17-2	46	1495	332	427	60	25	43	666	275	8	17	11	44	256	277	.286	.455	1104	428	90	43	.945
1970	32-16	48	1447	243	364	54	31	21	543	197	22	16	28	47	214	251	.252	.371	1145	456	81	29	.952
1971	27-14	41	1357	199	343	52	20	18	489	168	11	11	15	30	201	275	.253	.360	1068	399	84	21	.946
1972	19-14	33	1079	161	282	42	14	17	403	140	15	5	21	19	141	214	.261	.374	827	346	55	20	.955
1973	24-16	40	1254	200	325	46	14	29	486	180	12	11	15	20	160	175	.259	.388	987	397	68	31	.953
1974	23-15	38	1355	254	393	72	16	26	575	228	10	18	18	31	203	163	.290	.424	1018	480	87	45	.945
1975	33-10	43	1422	306	405	75	14	32	604	257	6	21	16	88	226	209	.285	.425	1095	417	61	32	.961
1976	36-15	51	1802	327	496	79	28	39	748	288	16	27	32	50	267	240	.275	.415	1394	602	68	68	.967
1977	42-10	52	1776	403	548	99	22	43	820	345	20	24	15	75	307	222	.309	.462	1340	583	66	60	.967
1978	39-14	53	1699	378	504	93	23	43	772	320	29	12	10	143	294	217	.297	.454	1300	561	84	30	.957
1979	40-15	55	1906	457	586	104	20	82	976	412	20	22	11	102	293	233	.307	.512	1415	552	104	31	.950
1980	38-21	59	1996	384	581	104	19	46	861	348	13	17	23	117	287	196	.291	.431	1540	688	106	49	.955
1981	34-24	58	2098	405	601	129	18	57	937	365	11	28	12	73	290	325	.287	.447	1550	701	107	48	.955
1982	37-22	59	2133	482	637	129	18	64	994	415	5	22	16	103	334	302	.299	.466	1559	730	101	54	.958
1983	30-20-1	51	1756	331	505	88	14	44	753	294	11	17	17	92	243	294	.288	.429	1320	613	85	53	.958
1984	38-17	55	1856	384	539	86	20	48	809	342	15	26	21	78	297	331	.290	.436	1425	673	90	61	.959
1985	36-30-1	67	2333	469	719	131	25	77	1131	418	15	39	45	114	298	369	.308	.485	1704	777	135	60	.948
1986	42-21	63	2384	550	771	146	39	80	1235	490	4	32	19	129	323	301	.323	.518	1696	780	113	70	.956
1987	54-14-1	69	2408	580	770	140	33	66	1174	516	6	38	29	123	318	337	.320	.488	1769	787	96	74	.964
1988	54-14	68	2398	564	757	160	24	82	1208	477	3	37	41	188	304	325	.316	.504	1795	742	98	65	.963
1989	50-20	70	2406	503	679	143	26	57	1046	453	14	38	41	163	397	446	.282	.435	1875	702	109	59	.959
1990	43-23	66	2287	524	696	120	27	75	1095	459	16	37	42	119	310	379	.304	.479	1709	697	99	46	.960
1991	60 -10	70	2562	698	874	189	33	111	1462	622	23	46	40	94	382	455	.341	.571	1847	790	117	61	.958
1992	50-14	64	2240	481	687	135	27	35	981	411	27	27	38	131	303	307	.307	.438	1701	717	89	56	.964
1993	45-20	65	2302	482	719	143	29	54	1082	419	20	41	49	71	258	355	.312	.470	1723	713	113	58	.956
1994	57-18	75	2639	514	774	145	27	48	1117	441	28	40	67	115	386	394	.293	.423	2067	818	117	60	.961
1995	54-14	68	2419	570	767	143	31	75	1197	481	35	31	57	88	344	405	.317	.495	1830	751	96	81	.964
1996	51-17	68	2320	473	682	145	17	64	1050	427	36	37	54	63	364	452	.294	.453	1847	748	95	51	.965
1997	41-23	64	2310	565	725	141	11	95	1173	509	18	28	59	51	369	426	.314	.508	1705	697	100	56	.960
1998	43-16	59	2102	529	686	133	16	64	1043	473	36	30	36	82	388	407	.326	.496	1589	703	83	41	.965
1999	42-27	69	2436	612	746	169	11	72	1153	550	36	31	47	121	463	507	.306	.473	1843	778	100	75	.963
2000	51-18	69	2387	516	725	141	28	37	1033	458	47	26	65	112	319	432	.304	.433	1852	801	86	62	.969
2001	41-22	63	2276	486	694	138	11	85	1109	439	38	28	69	97	239	379	.305	.487	1691	719	79	55	.968
2002	54-17	71	2535	581	821	157	18	112	1350	522	26	23	67	91	322	447	.324	.533	1907	826	82	78	.971
2003	39-22	61	2178	408	672	122	5	54	966	37													

YEARLY PITCHING STATS

Year	W-L	Saves	CG	SHO	IP	H	H/9 IP	R	ER	ERA	SO	SO/9 IP	BB	SO/BB
1953	11-6	---	7	3	149.0	93	5.62	79	39	2.36	159	9.60	77	2.06
1954	14-10	---	14	3	207.0	183	7.96	112	67	2.91	178	7.96	83	2.14
1955	7-11	---	9	0	160.0	---	---	---	---	---	113	6.62	75	1.51
1956	4-14	---	8	0	163.0	182	10.05	94	94	5.20	97	5.36	113	0.86
1957	6-12	---	9	1	155.0	157	9.12	91	75	4.35	91	5.28	58	1.57
1958	22-8	---	13	0	265.0	255	8.66	146	109	3.69	223	7.57	130	1.72
1959	24-8	---	9	3	286.2	195	6.12	111	76	2.39	276	8.67	122	2.26
1960	11-10-1	---	4	2	194.0	196	9.14	118	85	3.94	116	5.38	84	1.38
1961	12-11	---	10	1	192.1	187	8.76	134	100	4.68	129	6.04	126	1.02
1962	17-8	---	10	1	215.0	220	9.21	143	111	4.65	140	5.86	123	1.14
1963	15-9	---	5	0	231.1	226	8.79	161	113	4.40	181	7.04	138	1.31
1964	13-13	---	11	1	230.2	222	8.66	144	98	3.82	159	6.20	109	1.46
1965	18-10-2	---	11	4	257.0	220	7.70	125	88	3.08	238	8.33	131	1.82
1966	20-7-2	---	5	2	254.2	216	7.63	142	107	3.78	203	7.17	157	1.29
1967	29-9	---	8	7	335.0	244	6.56	103	78	2.16	268	7.20	135	1.99
1968	27-14	---	15	6	325.1	258	6.34	140	89	2.46	238	6.58	131	1.82
1969	27-12-2	---	14	2	368.0	332	8.12	232	176	4.30	293	7.17	227	1.29
1970	36-12	---	17	5	381.2	297	7.00	161	120	2.83	288	6.79	197	1.46
1971	27-14	---	12	4	356.0	295	7.46	154	117	2.96	307	7.76	142	2.16
1972	19-14	---	12	8	275.2	230	7.51	114	89	2.91	184	6.00	126	1.46
1973	24-16	8	8	6	329.0	262	7.17	167	126	3.45	242	6.62	168	1.44
1974	23-15	4	12	5	339.1	293	7.77	156	111	2.94	183	4.85	166	1.10
1975	33-10	13	14	4	365.0	277	6.83	133	100	2.47	253	6.24	183	1.38
1976	36-15	9	27	7	464.2	401	7.77	213	163	3.16	303	5.87	177	1.71
1977	42-10	13	19	11	446.2	409	8.24	209	166	3.34	309	6.23	210	1.47
1978	39-14	10	20	5	433.1	405	8.41	215	166	3.45	307	6.38	166	1.85
1979	40-15	10	14	5	471.2	437	8.34	255	184	3.51	353	6.74	203	1.74
1980	38-21	12	15	9	513.1	442	7.75	254	197	3.45	340	5.96	219	1.55
1981	34-24	9	15	4	516.2	537	9.35	328	265	4.62	255	4.44	237	1.08
1982	37-22	10	16	5	519.2	530	9.18	281	220	3.81	284	4.92	219	1.30
1983	30-20-1	11	4	5	440.0	387	7.92	223	170	3.48	251	5.13	221	1.14
1984	38-17	9	14	6	475.0	418	7.92	209	158	2.99	289	5.48	192	1.51
1985	36-30-1	10	18	4	567.2	639	10.13	426	329	5.18	337	5.34	317	1.06
1986	42-21	12	6	1	565.1	568	9.04	374	300	4.78	299	4.76	317	0.94
1987	54-14-1	16	17	6	589.2	570	8.67	315	248	3.79	399	6.09	290	1.38
1988	54-14	19	12	3	598.1	545	8.20	307	246	3.70	489	7.36	261	1.87
1989	50-20	17	12	6	625.0	531	7.65	293	224	3.22	626	9.01	297	2.11
1990	43-23	10	11	4	569.0	537	8.49	320	260	4.11	480	7.59	267	1.80
1991	60 -10	12	9	4	615.2	577	8.43	313	251	3.67	480	7.01	262	1.83
1992	50-14	14	6	8	567.1	484	7.68	222	180	2.86	463	7.34	221	2.10
1993	45-20	15	4	1	574.1	603	9.45	332	265	4.15	450	7.05	223	2.02
1994	57-18	18	3	3	689.0	649	8.48	346	265	3.46	626	8.18	249	2.51
1995	54-14	17	4	8	610.0	504	7.43	287	219	3.23	591	8.72	242	2.44
1996	51-17	10	12	10	615.2	494	7.22	254	207	3.03	663	9.69	210	3.16
1997	41-23	12	5	1	568.1	701	11.10	475	401	6.35	474	7.51	295	1.61
1998	43-16	12	2	3	531.0	501	8.49	302	252	4.27	465	7.88	222	2.09
1999	42-27	9	1	1	614.1	726	10.64	480	397	5.82	538	7.88	318	1.69
2000	51-18	21	3	6	617.1	618	9.01	323	274	3.99	438	6.39	257	1.70
2001	41-22	10	3	5	563.2	584	9.34	319	259	4.14	482	7.71	212	2.27
2002	54-17	26	1	4	635.2	652	9.23	350	296	4.19	520	7.36	236	2.20
2003	39-22	11	1	5	542.0	567	9.42	325	255	4.23	410	6.81	210	1.95
2004	39-26	15	1	3	580.1	592	9.18	330	283	4.39	525	8.14	221	2.38
2005	43-23	9	6	4	587.2	608	9.31	298	257	3.94	500	7.66	223	2.24
2006	53-16	17	2	6	615.0	558	8.17	277	223	3.26	550	8.05	211	2.61
2007	41-23	12	1	4	572.1	575	9.04	292	237	3.73	525	8.26	229	2.29
2008	31-27-1	12	2	2	518.1	593	10.30	341	274	4.76	441	7.66	178	2.48
2009	44-22	13	1	4	594.1	569	8.62	279	243	3.68	548	8.30	203	2.70
2010	45-25	14	1	2	626.0	684	9.83	385	326	4.69	486	6.99	230	2.11
2011	43-20	16	1	7	558.1	496	8.00	247	206	3.32	486	7.83	183	2.66

Note: Bolded figures denote Clemson single-season high.



THE 1953 TIGER PITCHING STAFF ALLOWED A SCHOOL-RECORD 5.62 HITS PER NINE INNINGS PITCHED. PICTURED ARE FOUR MEMBERS OF THAT STAFF. (FROM LEFT TO RIGHT) N.G. BATES, LEONARD HUMPHRIES, BUBBA FREE, AND GENE COMPTON.

TEAM RECORDS

Batting			
At-Bats			
Inning:	*22	vs. N.C. State, 4-6-1979 (9th)	
Game:	*73	vs. Fordham, 5-26-1988	
Both Teams:	135	vs. Fordham, 5-26-1988 (CU 70, Fordham 65)	
	125	vs. Georgia Southern, 4-21-1996 (Georgia Southern 64, CU 61)	
Season:	*2,639	1994	
Hits			
Inning:	12	at N.C. State, 4-6-1979 (9th)	
	12	vs. Maryland, 3-21-1998 (3rd)	
Game:	29	vs. Auburn, 5-8-1982	
Both Teams:	48	vs. Auburn, 5-8-1982 (CU 29, Auburn 19)	
Season:	*874	1991	
Doubles			
Game:	10	vs. Coastal Carolina, 2-18-1989	
Both Teams:	12	vs. Auburn, 5-8-1982 (CU 7, Auburn 5)	
Season:	*189	1991	
Triples			
Game:	*5	vs. Duke, 4-6-1986	
Both Teams:	*7	vs. Howard, 4-8-1978 (CU 4, Howard 3)	
Season:	*39	1986	
Home Runs			
Inning:	*5	vs. South Carolina, 5-8-1962 (6th)	
Game:	8	vs. South Carolina, 5-8-1962	
Both Teams:	11	vs. South Carolina, 5-8-1962 (CU 8, South Carolina 3)	
Season:	112	2002	
RBIs			
Game:	*37	at N.C. State, 4-6-1979	
Both Teams:	*52	vs. South Carolina, 4-23-1997 (South Carolina 36, CU 16)	
Season:	*622	1991	
Batting Average			
Game:	.523	vs. Georgia Southern, 3-12-2002 (23-for-44)	
	.523	vs. Davidson, 5-17-2011 (23-for-44)	
Season:	.341	1991 (874-for-2562)	
Total Bases			
Game:	56	vs. South Carolina, 5-8-1962 (12 1B, 6 2B, 8 HR)	
Both Teams:	*94	vs. South Carolina, 5-8-1962 (22 1B, 11 2B, 2 3B, 11 HR)	
Season:	*1,462	1991	

Runs		
Inning:	*19	vs. Maryland, 3-21-1998 (3rd)
Game:	*41	at N.C. State, 4-6-1979
Both Teams:	*54	vs. South Carolina, 4-23-1997 (South Carolina 38, CU 16)
Season:	*698	1991
Highest Run Margin		
Game:	+32	at N.C. State, 4-6-1979 (41-9)
Season:	+385	1991 (698-313)
Per Game:	+5.5	1991
Lowest Run Margin		
Game:	-23	at Georgia, 4-4-1939 (4-27)
Season:	-70	1956 (102-172)
Per Game:	-3.5	1956
Stolen Bases		
Game:	12	vs. The Citadel, 4-21-1950
Season:	*188	1988
Per Game:	*2.8	1978
Pitching		
Innings Pitched		
Game:	19.0	vs. Fordham, 5-26-1988
Season:	*689.0	1994
Hits Allowed		
Game:	0	vs. many
Season:	93	1953
Per 9 IP:	5.62	1953 (93 H, 149.0 IP)
Runs Allowed		
Game:	0	vs. many
Season:	79	1953
Per Game:	2.71	1967
Earned Runs Allowed		
Game:	0	vs. many
Season:	39	1953
Per Game:	2.05	1967
Strikeouts		
Game:	21	vs. South Carolina, 4-4-1952
Season:	663	1996
Per 9 IP:	9.69	1996

Walks Allowed			
Game:	0	vs. many	
Season:	58	1957	
Per 9 IP:	2.95	2011	
<hr/>			
Fielding			
<hr/>			
Errors			
Game:	12	vs. Georgia, 4-6-1946	
Both Teams:	18	vs. Georgia, 4-6-1946	
Season:	135	1985	
Fielding Percentage			
Game:	1.000	vs. many	
Season:	.972	2006 (73 errors, 2,652 chances)	
Double Plays			
Game:	*6	vs. New Orleans, 5-21-1989	
	*6	vs. Georgia, 4-5-1995	
Both Teams:	8	vs. North Carolina-Wilmington, 2-27-1988 (CU 4, North Carolina-Wilmington 4)	
Season:	81	1995	
	81	2010	
Triple Plays			
Game:	1	vs. many	
Season:	1	1955, 1971, 1995	
Miscellaneous Single-Season Records			
Games:	*75	1994	
Consecutive Games Scoring a Run:	232	4-24-1984 to 5-4-1986	
Wins:	*60	1991	
Consecutive Wins:	*26	1977	
Winning Percentage:	*85.7	1991 (60-10)	
Slugging Percentage:	.571	1991 (1,462 TB, 2,562 AB)	
Runners Left on Base:	610	1999	
Complete Games:	27	1976	
Pitching Shutouts:	*11	1977	
ERA:	2.16	1967 (78 ER, 335.0 IP)	
Strikeout-to-Walk Ratio:	3.16:1	1996 (663 K, 210 BB)	
Saves:	*26	2002	
* - ACC record			

WINNING STREAKS

Rk	WS	First Opponent	Score	Date	Ended By	Score	Date
1.	26	Columbus ⁽¹⁾	12-2	2-26-1977	South Carolina	1-2	3-28-1977
2.	25	Texas-Arlington	18-0	2-18-1995	South Carolina	2-4	3-28-1995
3.	21	Ohio State ⁽²⁾	4-3	3-26-1988	South Carolina	7-11	4-23-1988
4.	17	Eastern Kentucky ⁽¹⁾	7-0	2-16-1992	Maryland	9-10	3-15-1992
	17	Boston College ⁽²⁾	4-1	4-22-2006	+ Georgia Tech ⁽¹⁾	7-8	5-27-2006
6.	15	Charlotte	23-6	2-24-1988	% Brigham Young	2-9	3-15-1992
	15	Maine	7-3	2-23-1996	Duke ⁽¹⁾	4-7	3-16-1996
8.	14	Seton Hall	7-5	3-28-1989	Maryland ⁽¹⁾	4-5	4-16-1989
	14	Winthrop	5-4	3-4-2003	Western Carolina	5-9	3-25-2003
10.	13	Tennessee	6-3	5-9-1991	! Creighton	4-8	6-1-1991
	13	Auburn	7-4	2-22-2002	South Alabama	4-6	3-16-2002
	13	South Alabama	11-3	3-17-2002	N.C. State	0-3	4-6-2002

+ - Jacksonville, FL; % - Fresno, CA; ! - Omaha, NE

KEYED BY ALL-AMERICANS LIKE TYLER COLVIN (SLIDING) AND A THREE-GAME SWEEP OF FLORIDA STATE, CLEMSON WON 17 GAMES IN A ROW DURING THE 2006 SEASON. IT IS TIED FOR THE FOURTH-LONGEST WINNING STREAK IN TIGER HISTORY.

SEASON BESTS

Batting

Games				
Rk	Player	Year	G	
1.	Seth Brizek	1994	75	
	Mike Hampton	1994	75	
	Shane Monahan	1994	75	
4.	David Miller	1994	71	
	Andy Monin	1994	71	
	Khalil Greene	2002	71	
	Michael Johnson	2002	71	
8.	Kyle Frank	2002	70	
	Jeff Schaus	2010	70	
10.	Steve Baucom	1987	69	
	Mike Couture	1989	69	
	Henry Threadgill	1989	69	
	Eric Macrina	1991	69	
	Khalil Greene	1999	69	
	Jason Harris	1999	69	
	Henri Stanley	1999	69	
	Patrick Boyd	2000	69	
	Khalil Greene	2000	69	
	Casey Stone	2000	69	
	Adrian Casanova	2006	69	
	Tyler Colvin	2006	69	
	Andy D'Alessio	2006	69	
	Herman Demmink	2006	69	
	Mike Freeman	2010	69	
	Brad Miller	2010	69	

At-Bats				
Rk	Player	Year	G	AB
1.	Shane Monahan	1994	75	330
2.	Mike Freeman	2010	69	299
3.	Chuck Baldwin	1986	63	289
4.	David Miller	1994	71	288
5.	Seth Brizek	1994	75	287
	Mike Hampton	1994	75	287
7.	Khalil Greene	2002	71	285
8.	Jerry Brooks	1988	68	284
	Kyle Frank	2002	70	284
	Jeff Schaus	2010	70	284

Hits				
Rk	Player	Year	G	Hits
1.	Shane Monahan	1994	75	137
2.	Khalil Greene	2002	71	134
3.	Mike Hampton	1994	75	109
4.	Chuck Baldwin	1986	63	107
5.	Jerry Brooks	1988	68	106
	Shane Monahan	1995	67	106

7.	Gary Burnham	1997	64	104
8.	David Miller	1995	68	103
	Casey Stone	2001	62	103
10.	Brian Kowitz	1990	66	102

Multiple-Hit Games

Rk	Player	Year	G	MHG
1.	Shane Monahan	1994	75	46
2.	Khalil Greene	2002	71	42
3.	Chuck Baldwin	1986	63	37
4.	Mike Hampton	1994	75	34
	David Miller	1995	68	34
6.	Shane Monahan	1995	68	33
7.	Khalil Greene	1999	69	31
8.	Jerry Brooks	1988	68	30
	Mike Milchin	1988	68	30
	Brian Kowitz	1990	66	30
	Gary Burnham	1997	64	30
	Patrick Boyd	1999	62	30
	Casey Stone	2001	60	30

Singles

Rk	Player	Year	G	1B
1.	Shane Monahan	1994	75	94
2.	Casey Stone	2000	69	82
	Casey Stone	2001	60	82
4.	Mike Hampton	1994	75	73
	Khalil Greene	2002	71	73
6.	David Miller	1994	71	72
	Eric DeMoura	1997	63	72
8.	Brian Kowitz	1990	66	71
	Brad Chalk	2006	68	71
10.	David Miller	1995	68	70
	Kyle Frank	2002	70	70

Doubles

Rk	Player	Year	G	2B
1.	Khalil Greene	2002	71	33
2.	Kurt Bultmann	1997	60	31
3.	Taylor Harbin	2005	66	28
4.	Gary Burnham	1995	66	27
5.	Billy McMillon	1991	65	26
6.	Gary Burnham	1996	68	24
	Khalil Greene	2000	69	24
	Mike Freeman	2010	69	24
9.	Chuck Baldwin	1986	63	23
	Kevin Northrup	1992	64	23
	Shane Monahan	1994	75	23
	Gary Burnham	1997	64	23
	Kurt Bultmann	1999	68	23

Triples

Rk	Player	Year	G	3B
1.	Bill Spiers	1987	64	11
2.	David Miller	1995	68	10
3.	Kevin Northrup	1991	67	9
	Shane Monahan	1994	75	9
5.	Don Russell	1969	46	8
	Dave Caldwell	1976	50	8
	Shawn Satterfield	1992	55	8
8.	Rusty Adkins	1967	38	7
	Shane Monahan	1993	65	7
	Ryan Riley	2000	55	7

Home Runs

Rk	Player	Year	G	HR
1.	Khalil Greene	2002	71	27
2.	Jeff Baker	2002	68	25
	Michael Johnson	2002	71	25
	Kris Harvey	2005	65	25
5.	Eric Macrina	1991	69	24
	Matthew LeCroy	1997	64	24
7.	Jeff Baker	2001	60	23
	Andy D'Alessio	2006	69	23
9.	Jim McCollom	1985	64	21
10.	Kyle Parker	2010	67	20

Extra Base Hits

Rk	Player	Year	G	EBH
1.	Khalil Greene	2002	71	61
2.	Kurt Bultmann	1997	60	48
3.	Michael Johnson	2002	71	45
4.	Jim McCollom	1985	64	44
5.	Eric Macrina	1991	69	43
	Shane Monahan	1994	75	43
7.	Taylor Harbin	2005	66	42
8.	Keith Williams	1993	65	41
9.	Chuck Baldwin	1986	63	40
	Billy McMillon	1991	65	40
	Gary Burnham	1997	64	40
	Patrick Boyd	1999	62	40
	Tyler Colvin	2006	69	40

RBIs

Rk	Player	Year	G	RBI
1.	Khalil Greene	2002	71	91
2.	Jeff Baker	2002	68	87
	Jeff Schaus	2010	70	87
4.	Andy D'Alessio	2006	69	85
5.	Eric Macrina	1991	69	84
6.	Gary Burnham	1997	64	82
7.	Michael Johnson	2002	71	81
8.	Jerry Brooks	1988	68	80
9.	Keith Williams	1993	65	79
	Matthew LeCroy	1997	64	79

Batting Average

Rk	Player	Year	AB	Hits	Avg.
1.	Dude Buchanan	1941	68	33	.485
2.	Khalil Greene	2002	285	134	.470
3.	Homer Coker	1942	52	24	.462
	Homer Coker	1943	52	24	.462
5.	Rusty Adkins	1965	126	56	.444
6.	Johnny Jones	1962	82	36	.439
7.	Hank Sullivan	1943	63	27	.429
8.	Wyman Morris	1953	64	27	.422
9.	Denny Walling	1975	140	59	.421
10.	Shane Monahan	1994	330	137	.415

Note: Minimum 50 at-bats.

Slugging Percentage

Rk	Player	Year	AB	TB	Slg %
1.	Khalil Greene	2002	285	250	.877
2.	Dude Buchanan	1941	68	55	.809
3.	Denny Walling	1975	140	113	.807
4.	Joey Taylor	1962	64	49	.766
5.	Homer Coker	1943	52	39	.750
6.	Michael Johnson	2002	263	197	.749
7.	Jim McCollom	1985	251	188	.749
8.	Doug Kingsmore	1954	89	66	.742
9.	Jeff Baker	2001	233	172	.738
10.	Matthew LeCroy	1997	237	171	.722

Note: Minimum 50 at-bats.

Total Bases

Rk	Player	Year	G	TB
1.	Khalil Greene	2002	71	250
2.	Shane Monahan	1994	75	211
3.	Michael Johnson	2002	71	197
4.	Jim McCollom	1985	64	188

CASEY STONE TOTALED 82 SINGLES IN BOTH 2000 AND 2001. THAT TOTAL IS THE SECOND-BEST MARK IN SCHOOL HISTORY.

SEASON BESTS

HITTING FOR THE CYCLE

Clemson

Fred Knoebel at South Carolina on May 5, 1950. Walk in 1st, triple in 2nd, single in 4th, home run in 5th, double in 7th, hit-by-pitch in 8th. Clemson won 14-5.

Steve Tucker at Georgia Tech on Apr. 22, 1975. Double in 1st, on by error in 2nd, triple in 4th, home run in 6th, single in 7th, single in 9th. Clemson won 18-3.

Keith Williams at Furman on Apr. 20, 1993. Home run in 1st, double in 3rd, single in 6th, triple in 9th. Clemson won 17-2.

Shane Monahan at Hawaii-Hilo on Mar. 19, 1994. Triple in 1st, single in 2nd, home run in 6th, double in 8th, single in 9th. Clemson won 13-5.

Gary Burnham at Texas-Arlington on Feb. 18, 1995. Double in 1st, triple in 3rd, walk in 5th, strikeout in 6th, homer in 7th, single in 9th. Clemson won 18-0.

Opponents

Dick Steed of Georgia Tech in Atlanta, GA on Apr. 13, 1971. Triple in 1st, double in 2nd, strikeout in 4th, home run in 6th, single in 8th. Georgia Tech won 8-4.

Chris Pittaro of North Carolina in Chapel Hill, NC on Mar. 21, 1981. Double in 1st, single in 2nd, home run in 3rd, triple in 6th, groundout to second base in 7th. North Carolina won 10-7.

SHANE MONAHAN IS ONE OF FIVE TIGERS IN HISTORY TO HIT FOR THE CYCLE. HE ACCOMPLISHED THE FEAT AT HAWAII-HILO ON MARCH 19, 1994. NO TIGER PLAYER OR OPPONENT HAS EVER HIT FOR THE CYCLE IN TIGERTOWN.

5. Chuck Baldwin	1986	63	180
6. Jerry Brooks	1988	68	179
Eric Macrina	1991	69	179
8. Jeff Baker	2002	68	177
9. Keith Williams	1993	65	176
Gary Burnham	1997	64	176

Runs

Rk	Player	Year	G	Runs
1.	Shane Monahan	1994	75	97
2.	Bert Heffernan	1988	68	93
	Khalil Greene	2002	71	93
4.	Brian Kowitz	1990	66	87
5.	Henri Stanley	1999	69	85
	Kyle Parker	2010	67	85
7.	Mike Hampton	1994	75	84
8.	Gary Burnham	1997	64	83
9.	Shane Monahan	1995	67	82
10.	Jim Crowley	1991	68	79
	David Miller	1995	68	79

Stolen Bases

Rk	Player	Year	G	SB
1.	Henry Threadgill	1989	69	47
	Kevin Northrup	1992	64	47
3.	Mike Hampton	1994	75	39
4.	Bill Spiers	1986	62	35
5.	Randy Mazey	1988	66	34
	Mike Couture	1989	69	34
	Brian Kowitz	1990	66	34
8.	Mike Couture	1988	62	32
	Henry Threadgill	1988	66	32
10.	Billy Weems	1980	59	30
	Brooks Shumake	1983	50	30

Sacrifice Bunts

Rk	Player	Year	G	Sac.
1.	Brad Chalk	2006	68	21
2.	Brad Chalk	2005	64	15
3.	Casey Stone	2000	69	14
4.	J.D. Burgess	2007	55	13
5.	Adrian Casanova	2005	66	12
6.	Steve Pyzik	2001	52	11
7.	Jason Stolz	2011	63	10
8.	Doug Livingston	1995	68	9
	Ryan Riley	2001	62	9
	Adrian Casanova	2006	69	9

Sacrifice Flies

Rk	Player	Year	G	SF
1.	Keith Williams	1993	65	11
2.	Jim McCollom	1985	64	9
	Matthew LeCroy	1996	67	9

4. Chuck Baldwin	1986	63	8
Mike Milchin	1988	66	8
Jim Crowley	1991	68	8
Keith Williams	1992	62	8

Hit-By-Pitch

Rk	Player	Year	G	HBP
1.	Khalil Greene	2001	63	21
2.	Mike Hampton	1994	75	17
	Gary Burnham	1995	66	17
4.	Khalil Greene	2000	69	15
5.	Mike Couture	1988	62	14
6.	Mike Couture	1989	69	12
	Seth Brizek	1994	75	12
	Doug Livingston	1996	58	12
9.	Jeff Baker	2001	58	11
	Ryan Riley	2001	62	11
	Jeff Baker	2002	68	11
	Khalil Greene	2002	71	11
	Brad Chalk	2006	68	11

Walks

Rk	Player	Year	G	BB
1.	Jason Harris	1999	69	64
	Henri Stanley	1999	69	64
3.	Michael Johnson	2003	58	63
4.	Bert Heffernan	1988	68	62
5.	Gary Burnham	1996	68	61
6.	Kyle Parker	2010	67	56
7.	Bert Heffernan	1986	61	55
	Mike Couture	1989	69	55
9.	Matthew LeCroy	1997	64	53
	Brad Miller	2009	66	53

Walks Per At-Bat

Rk	Player	Year	AB/BB	Ratio
1.	Brian Ellis	1998	123/42	1/2.93
2.	Michael Johnson	2003	198/63	1/3.14
3.	Doug Hoffman	1959	105/33	1/3.18
4.	Kurt Seibert	1976	160/50	1/3.20
5.	Chris Epps	2008	101/30	1/3.37
6.	Steve Nilsson	1978	160/47	1/3.40
7.	Johnny Severs	1971	153/44	1/3.48
8.	Gary Burnham	1996	223/61	1/3.66
9.	Mark Biegert	1987	132/36	1/3.67
10.	Mark Biegert	1985	103/28	1/3.68

Strikeouts Per At-Bat

Rk	Player	Year	AB/K	Ratio
1.	Rusty Adkins	1965	126/0	0/126.0
2.	Casey Stone	2001	263/9	1/29.2
3.	Randy Bray	1969	167/6	1/27.8
4.	Neil Simons	1980	274/10	1/27.4

5. Ellis Dantzler	1966	108/4	1/27.0
6. Jimmy Key	1980	103/4	1/25.8
7. Pete Ayoub	1963	102/4	1/25.5
8. Billy Weems	1980	229/10	1/22.9
9. Greg Guin	1981	204/9	1/22.7
10. Elmo Lam	1963	103/5	1/20.6

Pitching

Appearances

Rk	Player	Year	App.
1.	Scott Winchester	1995	33
	Nick Glaser	2000	33
	Daniel Moskos	2006	33
	Alex Frederick	2010	33
5.	Aaron Jersild	1992	32
6.	Stephen Clyne	2007	31
7.	Andy Taulbee	1993	30
	Matt Vaughn	2008	30
9.	Billy Trapp	1980	28
	Scott Winchester	1994	28
	Josh Cram	2001	28
	Ryan Hinson	2009	28

Relief Appearances

Rk	Player	Year	RA
1.	Scott Winchester	1995	33
	Nick Glaser	2000	33
	Daniel Moskos	2006	33
4.	Aaron Jersild	1992	32
	Alex Frederick	2010	32
6.	Stephen Clyne	2007	31
7.	Matt Vaughn	2008	29
8.	Billy Trapp	1980	28
	Scott Winchester	1994	28
	Josh Cram	2001	28

Starts

Rk	Player	Year	Starts
1.	Brian Barnes	1988	19
	Brian Barnes	1989	19
	Jason Dawsey	1995	19
	Kris Benson	1996	19
	Ryan Mottl	2000	19
	Steve Reba	2002	19
	Casey Harman	2010	19
8.	Andy Taulbee	1994	18
	Matt Henrie	2002	18
	Jason Berken	2006	18
	Stephen Faris	2006	18
	David Kopp	2007	18
	Scott Weismann	2010	18



SEASON BESTS

Complete Games

Rk	Player	Year	CG
1.	Chuck Porter	1976	11
2.	Billy O'Dell	1954	9
	George Stone	1985	9
	Brian Barnes	1989	9
5.	Harold Stowe	1958	8
	Rusty Gerhardt	1970	8
	Ron Musselman	1977	8
8.	Dave Van Volkenburg	1969	7
	Steve Cline	1974	7
	Jeff Gilbert	1981	7
	Jimmy Key	1982	7
	Kris Benson	1996	7

Shutouts

Rk	Player	Year	SHO
1.	Ron Musselman	1976	4
	Kris Benson	1996	4
3.	Billy O'Dell	1954	3
	Lindsay Graham	1972	3
	Chuck Porter	1976	3
	Tommy Qualters	1977	3
	Tim Parker	1990	3

Wins

Rk	Player	Year	Wins
1.	Brian Barnes	1989	16
2.	Harold Stowe	1958	14
	Jason Angel	1991	14
	Kris Benson	1996	14
5.	Brian Barnes	1988	13
	Matt Henrie	2002	13
	Steve Reba	2002	13
8.	Chuck Porter	1976	12
	Ron Musselman	1977	12
	Brian Barnes	1987	12
	Chad Phillips	1993	12
	Andy Taulbee	1994	12
	Steve Reba	2001	12
14.	Rusty Gerhardt	1971	11
	Scott Miller	1992	11
	Jason Dawsey	1995	11
17.	Mike Sullivan	1979	10
	Andy Taulbee	1993	10
	Billy Koch	1996	10
	Ken Vining	1996	10
	Ryan Mottl	1997	10
	Ryan Mottl	2000	10

Winning Percentage

Rk	Player	Year	W-L	Win %
1.	Chuck Porter	1976	12-0	100.0
	Mike Kimbrell	1991	11-0	100.0
	Mike Sullivan	1979	10-0	100.0
	Jarrod Schmidt	2000	9-0	100.0
	Josh Cribb	2006	9-0	100.0
	Aaron Jersild	1991	8-0	100.0
	Mike Holtz	1992	8-0	100.0
	Len Bradley	1979	7-0	100.0
	Tommy Qualters	1977	6-0	100.0
	Kris Harvey	2004	6-0	100.0
	P.J. Zocchi	2006	6-0	100.0
	Phillip Lowery	1987	5-0	100.0
	Doug Marchal	1987	5-0	100.0
	Jeff Sauve	1995	5-0	100.0
	D.J. Mitchell	2007	5-0	100.0
16.	Scott Miller	1992	11-1	91.7
17.	Bill Parme	1967	9-1	90.0

Note: Minimum five decisions.

Innings Pitched

Rk	Player	Year	IP
1.	Kris Benson	1996	156.0
2.	Brian Barnes	1989	146.0
3.	Brian Barnes	1988	137.2
4.	Jason Dawsey	1995	129.1
5.	George Stone	1985	127.1
6.	Harold Stowe	1958	126.2
7.	Casey Harman	2010	121.0
8.	Brian Barnes	1987	120.2
9.	Chuck Porter	1976	119.0
10.	Ron Musselman	1977	117.1

ERA

Rk	Player	Year	IP	ER	ERA
1.	Scott Winchester	1995	45.2	3	0.59
2.	Billy O'Dell	1954	91.1	8	0.79
3.	Joe Landrum	1946	104.0	12	1.04

4.	Scott Clackum	1998	40.2	5	1.11
5.	Jay Bevis	1970	40.1	5	1.12
6.	Bill Parme	1967	71.0	9	1.14
7.	Brian Snyder	1977	60.1	8	1.19
8.	Mike Holtz	1992	57.1	8	1.26
9.	Jerome Santivasci	1989	66.0	10	1.36
10.	Billy O'Dell	1953	72.1	11	1.37

Note: Minimum 40 innings pitched.

Strikeouts

Rk	Player	Year	K
1.	Brian Barnes	1989	208
2.	Kris Benson	1996	204
3.	Billy Koch	1996	152
4.	Brian Barnes	1988	140
5.	Ken Vining	1996	135
6.	Jason Dawsey	1995	133
7.	Harold Stowe	1958	126
8.	Harold Stowe	1959	117
9.	Brian Barnes	1987	112
10.	Billy O'Dell	1954	111
	Rusty Gerhardt	1970	111
	Rusty Gerhardt	1971	111
	Billy Koch	1995	111

Strikeouts Per Nine Innings Pitched

Rk	Player	Year	K	IP	K/9 IP
1.	Billy O'Dell	1953	108	72.1	13.44
2.	Billy O'Dell	1952	81	56.0	13.02
3.	Brian Barnes	1989	208	146.0	12.82
4.	Billy Koch	1996	152	111.2	12.25
5.	Patrick Hogan	2004	60	44.2	12.09
6.	Kris Benson	1996	204	156.0	11.77
7.	Billy Koch	1995	111	87.0	11.48
8.	Mike Milchin	1989	54	42.2	11.39
9.	Alan Farina	2007	72	57.1	11.30
10.	Tony Sipp	2004	59	48.0	11.06

Note: Minimum 40 innings pitched.

Strikeout-to-Walk Ratio

Rk	Player	Year	K	BB	K/BB
1.	Kris Benson	1996	204	27	7.56
2.	Casey Harman	2009	89	16	5.56
3.	Joe Landrum	1947	98	18	5.44
4.	Phillip Lowery	1987	37	7	5.29
5.	Billy O'Dell	1952	81	16	5.06
6.	Justin Sarratt	2011	65	14	4.64
7.	Joe Landrum	1946	97	22	4.41
8.	Casey Harman	2008	44	10	4.40
9.	Justin Sarratt	2008	26	6	4.33
10.	Stephen Faris	2006	86	20	4.30

Note: Minimum 40 innings pitched.

Hits Per Nine Innings Pitched

Rk	Player	Year	Hits	IP	H/9 IP
1.	Billy O'Dell	1953	25	72.1	3.11
2.	Jay Bevis	1970	17	40.1	3.79
3.	Rusty Gerhardt	1970	47	100.1	4.22
4.	Scott Winchester	1995	23	45.2	4.53
5.	Scott Clackum	1998	21	40.2	4.65
6.	Steve Cline	1973	35	59.1	5.31
7.	Brian Snyder	1977	36	60.1	5.37
8.	Brian Barnes	1989	89	146.0	5.49
9.	Billy O'Dell	1954	56	91.1	5.52

Note: Minimum 40 innings pitched.

Walks Per Nine Innings Pitched

Rk	Player	Year	BB	IP	BB/9 IP
1.	Phillip Lowery	1987	7	53.2	1.17
2.	Justin Sarratt	2008	6	45.2	1.18
3.	Jimmy Roller	1960	11	71.2	1.38
4.	Kris Benson	1996	27	156.0	1.56
5.	Justin Sarratt	2011	14	80.2	1.56
6.	David Haselden	2011	14	76.2	1.64
7.	Casey Harman	2009	16	86.2	1.66
8.	Stephen Faris	2006	20	103.0	1.75
9.	Patrick Hogan	2002	11	54.2	1.81
10.	Thomas Boozer	2002	9	44.0	1.84

Note: Minimum 40 innings pitched.

Saves

Rk	Player	Year	Saves
1.	Nick Glaser	2000	15
2.	Scott Winchester	1995	14
3.	Matt Vaughn	2008	11
4.	Scott Winchester	1993	10
	Scott Winchester	1994	10
	Patrick Hogan	2004	10
	Daniel Moskos	2006	10
8.	Scott Clackum	1998	9
9.	Mike Milchin	1988	8
	Paul Harrelson	2002	8

Batters Faced

Rk	Player	Year	BF
1.	Kris Benson	1996	606
2.	Brian Barnes	1989	602
3.	Brian Barnes	1988	598
4.	George Stone	1984	569
5.	Jason Dawsey	1995	529
6.	Brian Barnes	1987	523
7.	Casey Harman	2010	518
8.	Andy Taulbee	1994	489
9.	Jimmy Key	1982	485
10.	Ron Musselman	1977	483



JUSTIN SARRATT OWNS TWO OF THE TOP-FIVE FIGURES IN TIGER HISTORY IN WALKS PER NINE INNINGS PITCHED.

Batting			
Games			
Rk	Player	Year(s)	G
1.	Khalil Greene	1999-02	272
2.	Bert Heffernan	1985-88	259
3.	Jeff Schaus	2008-11	258
4.	Andy D'Alessio	2004-07	253
5.	Kurt Bultmann	1996-99	249
6.	Jim Crowley	1988-91	247
7.	Wilson Boyd	2007-10	238
8.	Michael Johnson	2000-03	235
9.	Herman Demmink	2003-06	232
10.	Henri Stanley	1997-00	231
At-Bats			
Rk	Player	Year(s)	AB
1.	Khalil Greene	1999-02	1069
2.	Bert Heffernan	1985-88	993
3.	Jeff Schaus	2008-11	973
4.	Kurt Bultmann	1996-99	953
5.	Chuck Baldwin	1984-87	935
6.	Shane Monahan	1993-95	856
7.	Andy D'Alessio	2004-07	853
8.	Wilson Boyd	2007-10	837
9.	Jim McCollom	1982-85	830
10.	Jim Crowley	1988-91	826
Hits			
Rk	Player	Year(s)	Hits
1.	Khalil Greene	1999-02	*403
2.	Shane Monahan	1993-95	337
3.	Bert Heffernan	1985-88	335
4.	Chuck Baldwin	1984-87	311
	Jeff Schaus	2008-11	311
6.	Kurt Bultmann	1996-99	306
7.	Jim McCollom	1982-85	285
8.	Michael Johnson	2000-03	275
9.	Jim Crowley	1988-91	271
10.	Neil Simons	1977-80	270
	Gary Burnham	1994-97	270
Doubles			
Rk	Player	Year(s)	2B
1.	Khalil Greene	1999-02	*A95
2.	Kurt Bultmann	1996-99	82
3.	Gary Burnham	1994-97	77
4.	Taylor Harbin	2004-07	67
5.	Bert Heffernan	1985-88	63
6.	Chuck Baldwin	1984-87	62
7.	Jeff Schaus	2008-11	61
8.	Shane Monahan	1993-95	60
9.	Jim Crowley	1988-91	57
	Patrick Boyd	1998-01	57
Triples			
Rk	Player	Year(s)	3B
1.	Shane Monahan	1993-95	21
2.	Don Russell	1968-70	18
3.	Rusty Adkins	1965-67	17
	Bill Spiers	1985-87	17
5.	Jeff Miller	1990-93	15
	David Miller	1993-95	15
7.	Ray Mathews	1948-51	14
	Fred Knoebel	1950-52	14
	Johnny Severs	1969-71	14
	Neil Simons	1977-80	14
	Bert Heffernan	1985-88	14
Home Runs			
Rk	Player	Year(s)	HR
1.	Jeff Baker	2000-02	59
	Andy D'Alessio	2004-07	59
3.	Michael Johnson	2000-03	58
4.	Matthew LeCroy	1995-97	53
5.	Jim McCollom	1982-85	52
	Khalil Greene	1999-02	52
7.	Eric Macrina	1988-91	51
8.	Kyle Parker	2008-10	46
9.	Jim Crowley	1988-91	43
	Kurt Bultmann	1996-99	43
RBIs			
Rk	Player	Year(s)	RBI
1.	Khalil Greene	1999-02	*276
2.	Jeff Baker	2000-02	226
3.	Jim McCollom	1982-85	218
4.	Andy D'Alessio	2004-07	217
5.	Kurt Bultmann	1996-99	214

6.	Michael Johnson	2000-03	213
7.	Jeff Schaus	2008-11	211
8.	Gary Burnham	1994-97	209
9.	Matthew LeCroy	1995-97	208
10.	Jim Crowley	1988-91	197

Batting Average				
Rk	Player	Year(s)	Hits-AB	Avg.
1.	Denny Walling	1975	59-140	.421
2.	Dude Buchanan	1939-41	74-184	.402
3.	Shane Monahan	1993-95	337-856	.394
4.	Billy McMillon	1991-93	201-527	.381
5.	Herb Jessen	1942,43	38-100	.380
6.	Rusty Adkins	1965-67	150-396	.379
7.	Khalil Greene	1999-02	403-1069	.377
8.	Ted Corbin	1992	74-199	.372
9.	Tim Teufel	1979,80	134-365	.367
10.	Brad McCann	2003,04	183-504	.363

Note: Minimum 100 at-bats.

Slugging Percentage					
Rk	Player	Year(s)	AB	TB	Slg %
1.	Denny Walling	1975	140	113	.807
2.	Dave Lynn	1958,60,61	163	113	.693
3.	Tim Teufel	1979,80	365	244	.668
4.	Dude Buchanan	1939-41	184	121	.658
5.	Michael Johnson	2000-03	800	509	.636
6.	Jim McCollom	1982-85	830	521	.628
7.	Jeff Baker	2000-02	773	484	.626
8.	Shane Monahan	1993-95	856	535	.625
9.	Khalil Greene	1999-02	1069	668	.625
10.	Eric Macrina	1988-91	647	404	.624

Note: Minimum 100 at-bats.

Total Bases			
Rk	Player	Year(s)	TB
1.	Khalil Greene	1999-02	668
2.	Shane Monahan	1993-95	535
3.	Kurt Bultmann	1996-99	525
4.	Jim McCollom	1982-85	521
5.	Michael Johnson	2000-03	509
6.	Bert Heffernan	1985-88	507
7.	Andy D'Alessio	2004-07	498
8.	Jeff Baker	2000-02	484
9.	Jeff Schaus	2008-11	477
10.	Chuck Baldwin	1984-87	476

Runs			
Rk	Player	Year(s)	Runs
1.	Bert Heffernan	1985-88	285
2.	Khalil Greene	1999-02	265
3.	Shane Monahan	1993-95	235
4.	Kurt Bultmann	1996-99	233
5.	Gary Burnham	1994-97	215
6.	Jeff Schaus	2008-11	213
7.	Jim McCollom	1982-85	203
8.	Michael Johnson	2000-03	201
9.	Jim Crowley	1988-91	199
10.	Patrick Boyd	1998-01	196

Stolen Bases			
Rk	Player	Year(s)	SB
1.	Henry Threadgill	1986-89	85
	Mike Couture	1987-90	85
3.	Kevin Northrup	1989-92	83
4.	Brian Kowitz	1988-90	76
5.	Brooks Shumake	1982-84	71
6.	Ray Williams	1984-87	70
7.	Billy Weems	1977-80	68
8.	Randy Mazey	1985-88	65
9.	Shane Monahan	1993-95	61
10.	Bill Spiers	1985-87	60

Walks			
Rk	Player	Year(s)	BB
1.	Bert Heffernan	1985-88	207
2.	Neil Simons	1977-80	180
3.	Michael Johnson	2000-03	169
4.	Gary Burnham	1994-97	157
5.	Jeff Schaus	2008-11	148
6.	Henri Stanley	1997-00	144
7.	Khalil Greene	1999-02	143
	Brad Miller	2009-11	143
9.	Chris Epps	2008-11	142
10.	Frank Russ	1980-83	139

Walks Per At-Bat				
Rk	Player	Year(s)	AB/BB	Ratio
1.	Kurt Seibert	1974-76	408/106	1/3.85

2.	Don Russell	1968-70	415/107	1/3.88
3.	Chris Epps	2008-11	596/142	1/4.20
4.	Brian Ellis	1997-00	583/138	1/4.22
5.	Johnny Severs	1969-71	373/86	1/4.34
6.	Dave Buffamoyer	1978,79	287/66	1/4.35
7.	Neil Simons	1977-80	805/180	1/4.47
8.	Steve Nilsson	1976-78	507/112	1/4.53
9.	Jason Harris	1998,99	475/104	1/4.57
10.	Henri Stanley	1997-00	666/144	1/4.63

Note: Minimum 100 at-bats.

Strikeouts Per At-Bat				
Rk	Player	Year(s)	AB/K	Ratio
1.	Rusty Adkins	1965-67	396/16	1/24.75
2.	Neil Simons	1977-80	805/43	1/18.72
3.	Billy Weems	1977-80	674/39	1/17.28
4.	Randy Bray	1968-70	457/27	1/16.93
5.	Casey Stone	1998-01	736/46	1/16.00
6.	Joe Taylor	1992,93	394/27	1/14.54
7.	Mike Mahoney	1973-75,81	323/23	1/14.04
8.	Steve Tucker	1973-76	502/37	1/13.57
9.	Taylor Harbin	2005-07	781/66	1/11.83
10.	Dave Buffamoyer	1978,79	287/25	1/11.48

Note: Minimum 100 at-bats.

Pitching			
Appearances			
Rk	Player	Year(s)	App.
1.	Matt Additon	1997-00	98
2.	Thomas Boozer	1999-02	88
	Jeff Hahn	2002-05	88
4.	Scott Winchester	1993-95	87
5.	Ryan Hinson	2006-09	85
6.	Daniel Moskos	2005-07	81
	Matt Vaughn	2006-09	81
8.	Justin Saratt	2007-11	80
9.	Patrick Hogan	2001-04	79
10.	Brian Barnes	1986-89	78
	Steve Reba	1999-02	78
	Paul Harrelson	2000-03	78


Starts			
Rk	Player	Year(s)	Starts
1.	Ryan Mottl	1997-00	68
2.	Brian Barnes	1986-89	65
3.	Rusty Gerhardt	1969-72	55
4.	Kris Benson	1994-96	47
5.	Jimmy Key	1980-82	46
6.	Oliver Whitaker	1984-87	45
	Steve Reba	1999-02	45
8.	Billy Koch	1994-96	44
9.	Alan Botkin	1986-89	43
10.	Jason Dawsey	1993-95	42

Relief Appearances			
Rk	Player	Year(s)	RA
1.	Matt Additon	1997-00	93
2.	Scott Winchester	1993-95	87
3.	Thomas Boozer	1999-02	79
4.	Matt Vaughn	2006-09	78
5.	Jeff Hahn	2002-05	77
6.	Paul Harrelson	2000-03	75
7.	Patrick Hogan	2001-04	71
	Daniel Moskos	2005-07	71
9.	Jerome Santivasci	1985,87-89	68
10.	Jay Bevis	1969-72	67
	Tim Peele	1988-91	67

Complete Games			
Rk	Player	Year(s)	CG
1.	Rusty Gerhardt	1969-72	26
2.	Brian Barnes	1986-89	21
3.	Billy O'Dell	1952-54	19
4.	Harold Stowe	1957-59	16
	Dave Van Volkenburg	1969-72	16
	Chuck Porter	1974-76	16
7.	Ron Musselman	1976,77	14
	Mike Brown	1978-80	14
	Jimmy Key	1980-82	14
10.	Tommy Chapman	1963-65	13
	Jeff Gilbert	1981-83	13

Shutouts			
Rk	Player	Year(s)	SHO
1.	Ron Musselman	1976,77	6
2.	Billy O'Dell	1952-54	5
	Rusty Gerhardt	1969-72	5

CAREER LEADERS



UNDER THE TUTELAGE OF PITCHING COACH JOHN PAWLOWSKI (#43), (FROM LEFT TO RIGHT) BILLY KOCH, KEN VINING, AND KRIS BENSON ALL TOTALED AT LEAST 258 CAREER STRIKEOUTS FROM 1994-96. ALL THREE ARE IN THE TOP 10 IN CLEMSON HISTORY IN CAREER STRIKEOUTS.

Lindsay Graham	1970-73	5
Mike Brown	1978-80	5
6. Chuck Porter	1974-76	4
Mike Sullivan	1977-79	4
Kris Benson	1994-96	4
9. Dave Van Volkenburg	1969-72	3
Tommy Qualters	1975-78	3
Brian Snyder	1977-79	3
Jeff Gilbert	1981-83	3
John Pawlowski	1983-85	3
Alan Botkin	1986-89	3
Tim Parker	1987,88,90	3

Wins

Rk	Player	Year(s)	Wins
1.	Brian Barnes	1986-89	*44
2.	Rusty Gerhardt	1969-72	34
3.	Ryan Mottl	1997-00	33
	Steve Reba	1999-02	33
5.	Kris Benson	1994-96	29
6.	Andy Taulbee	1992-94	27
7.	Jason Angel	1990-92	25
8.	Harold Stowe	1957-59	24
	Chuck Porter	1974-76	24
10.	Mike Brown	1978-80	23
	Oliver Whitaker	1984-87	23
	Alan Botkin	1986-89	23

Winning Percentage

Rk	Player	Year(s)	W-L	Win %
1.	Mike Kimbrell	1988-91	17-1	*94.4
2.	Scott Parrish	1981,83,84	21-3	87.5
3.	Mike Sullivan	1977-79	20-3	87.0
4.	Bill Parmer	1965-67	18-3	85.7
	Jarrod Schmidt	2000-02	18-3	85.7
6.	Chad Phillips	1990-93	17-3	85.0
	Ken Vining	1994-96	17-3	85.0
8.	Scott Miller	1991,92	19-4	82.6
9.	Brian Barnes	1986-89	44-10	81.5
10.	Jeff Gilbert	1981-83	21-5	80.8

Note: Minimum 15 decisions.

Innings Pitched

Rk	Player	Year(s)	IP
1.	Brian Barnes	1986-89	*475.1
2.	Ryan Mottl	1997-00	414.1
3.	Rusty Gerhardt	1969-72	384.1
4.	Kris Benson	1994-96	319.2
5.	Steve Reba	1999-02	319.1
6.	Jimmy Key	1980-82	318.2
7.	Jason Dawsey	1993-95	304.1
8.	Oliver Whitaker	1984-87	299.1
9.	Josh Cribb	2003-06	282.1
10.	Harold Stowe	1957-59	279.1
	Andy Taulbee	1992-94	279.1

ERA

Rk	Player	Year(s)	ERA
1.	Billy O'Dell	1952-54	1.51
2.	Scott Winchester	1993-95	1.70
3.	Steve Cline	1973,74	1.94
4.	Jay Bevis	1969-72	2.13
5.	Harold Stowe	1957-59	2.32
6.	Rusty Gerhardt	1969-72	2.39
7.	Chuck Porter	1974-76	2.43
8.	Bill Parmer	1965-67	2.59
9.	Nelson Gibson	1966-68	2.64
10.	Mike Sullivan	1977-79	2.65

Note: Minimum 100 innings pitched.

Strikeouts

Rk	Player	Year(s)	K
1.	Brian Barnes	1986-89	*513
2.	Rusty Gerhardt	1969-72	382
3.	Ryan Mottl	1997-00	360
4.	Kris Benson	1994-96	356
5.	Billy Koch	1994-96	338
6.	Billy O'Dell	1952-54	300
7.	Harold Stowe	1957-59	279
8.	Jason Dawsey	1993-95	276
9.	Steve Reba	1999-02	263
10.	Ken Vining	1994-96	258

Strikeouts Per Nine Innings Pitched

Rk	Player	Year(s)	K/9 IP
1.	Billy O'Dell	1952-54	12.29
2.	Billy Koch	1994-96	11.00
3.	Ken Vining	1994-96	10.35
4.	Kris Benson	1994-96	10.02
5.	Brian Barnes	1986-89	9.71
6.	D.J. Mitchell	2006-08	9.24
7.	Mike Holtz	1991-94	9.22
8.	Damon Vincent	1961-63	9.00
	Charlie Watson	1965-67	9.00

Note: Minimum 100 innings pitched.

Strikeout-to-Walk Ratio

Rk	Player	Year(s)	K/BB
1.	Kris Benson	1994-96	4.51
2.	Casey Harman	2008-10	3.97
3.	Josh Cribb	2003-06	3.62
4.	Billy O'Dell	1952-54	3.61
5.	Stephen Faris	2004-06	3.38
6.	David Haselden	2009-11	3.36
7.	Justin Sarraatt	2007-11	3.32
8.	Andy Taulbee	1992-94	3.22
9.	Phillip Lowery	1986-88	3.19
10.	Ken Vining	1994-96	3.19

Note: Minimum 100 innings pitched.

Hits Per Nine Innings Pitched

Rk	Player	Year(s)	H/9 IP
1.	Billy O'Dell	1952-54	5.29
2.	Rusty Gerhardt	1969-72	5.95
3.	Scott Winchester	1993-95	6.04
4.	Jay Bevis	1969-72	6.22
5.	Steve Cline	1973,74	6.33
6.	Charlie Watson	1965-67	6.58
7.	Chuck Porter	1974-76	6.80
8.	Bill Parmer	1965-67	6.89
9.	Billy Koch	1994-96	6.99
10.	Tim Parker	1987,88,90	7.03

Note: Minimum 100 innings pitched.

Walks Per Nine Innings Pitched

Rk	Player	Year(s)	BB/9 IP
1.	Phillip Lowery	1986-88	1.71
2.	David Haselden	2009-11	1.86
3.	Justin Sarraatt	2007-11	1.91
4.	Stephen Faris	2004-06	2.08
5.	Scott Berney	2000	2.12
6.	Jimmy Roller	1959-61	2.13
7.	Casey Harman	2008-10	2.15
8.	Kris Benson	1994-96	2.22
9.	Josh Cribb	2003-06	2.26
10.	Andy Taulbee	1992-94	2.35

Note: Minimum 100 innings pitched.

Saves

Rk	Player	Year(s)	Saves
1.	Scott Winchester	1993-95	34
2.	Jay Bevis	1969-72	20
3.	Patrick Hogan	2001-04	18
4.	Nick Glaser	2000,01	16
	Daniel Moskos	2005-07	16
	Matt Vaughn	2006-09	16
7.	Dave Woessner	1977-79	14
	Paul Harrelson	2000-03	14
9.	Mike Milchin	1987-89	13
	Scott Clackum	1997,98	13

Batters Faced

Rk	Player	Year(s)	BF
1.	Brian Barnes	1986-89	2052
2.	Ryan Mottl	1997-00	1851
3.	Rusty Gerhardt	1969-72	1473
4.	Steve Reba	1999-02	1395
5.	Oliver Whitaker	1984-87	1371
6.	Jimmy Key	1980-82	1349
7.	Kris Benson	1994-96	1317
8.	Jason Dawsey	1993-95	1281
9.	Bill Steele	1985-87	1228
10.	Alan Botkin	1986-89	1201

* - ACC record; ^ - NCAA record

YEARLY LEADERS

Batting

Batting Average		
Year	Player, Pos.	BA
1939	Ed Irick, 3b	.358
1940	Francis Coakley, of	.391
1941	Dude Buchanan, 1b	.485
1942	Homer Coker, of	.462
1943	Homer Coker, of	.462
1944	No Team	
1945	H.H. Tyler, 2b	.282
1946	Dewey Quinn, 3b	.365
1947	Lynwood McMakin, 2b	.348
1948	Frank Gillespie, 3b	.338
1949	Ken Culberson, ss	.355
1950	Doug Angley, of	.381
1951	Ray Mathews, of	.375
1952	Fred Knoebel, of	.366
1953	Wyman Morris, 3b	.422
1954	Doug Kingsmore, of	.371
1955	Lonnie Shealy, 2b	.357
1956	Don Shealy, of/p	.348
1957	Don Shealy, of/p	.313
1958	Bailey Hendley, of/p	.333
1959	Ty Cline, of/p	.326
1960	Bailey Hendley, of/p	.364
1961	Pete Ayoub, 2b	.349
1962	Johnny Jones, of	.439
1963	Mike Bohonak, of	.349
1964	Stan Ayers, c	.316
1965	Rusty Adkins, of	*.444
1966	Ellis Dantzer, 1b	.380
1967	Garry Helms, ss	.372
1968	Randy Bray, ss	.329
1969	Calvin Weeks, 2b/of	.354
1970	Randy Bray, ss	.285
1971	Craig White, of	.380
1972	Lin Hamilton, c	.318
1973	Craig White, of	.336
1974	Lin Hamilton, c	.346
1975	Denny Walling, of	*.421
1976	Steve Tucker, of	.350
1977	Neil Simons, of	.376
1978	Billy Weems, of	.333
1979	Neil Simons, of	.355
1980	Tim Teufel, 2b	.387
1981	Greg Guin, 1b	.387
1982	Jimmy Key, p/of	.359
1983	Bob Paulling, 1b	.407
1984	Chuck Baldwin, 2b	.356
1985	Jim McCollom, 1b	.390
1986	Chuck Baldwin, 1b	.370
1987	Mark Biegert, of	.356
1988	Jerry Brooks, 3b	.373
1989	Henry Threadgill, 2b	.329
1990	Brian Kowitz, of	.403
1991	Billy McMillon, of	*.391
1992	Kevin Northrup, of	.382
1993	Billy McMillon, of	.377
1994	Shane Monahan, of	.415
1995	Shane Monahan, of	.388
1996	Jason Emblar, 1b	.357
1997	Gary Burnham, of	.391
1998	Matt Padgett, of	.376
1999	Patrick Boyd, of	.390
2000	Khalil Greene, 3b	.364
2001	Casey Stone, of	.376
2002	Khalil Greene, ss	*.470
2003	Brad McCann, 3b	.347
2004	Brad McCann, 3b	.379
2005	Brad Chalk, of	.350
2006	Tyler Colvin, of	.356
2007	Brad Chalk, of	.366
2008	Mike Freeman, 2b	.332
2009	Ben Paulsen, 1b	.367
2010	Brad Miller, ss	.357
2011	Brad Miller, ss	*.395

At-Bats

Year	Player, Pos.	AB
1939	Ed Irick, 3b	67
1940	Francis Coakley, of	64
1941	Dude Buchanan, 1b	68
1942	Herb Jessen, 1b	71
1943	Frank Gillespie, 1b	61
1944	No Team	
1945	Bull Cagle, of	49
1946	Dewey Quinn, 3b	85
1947	Homer Coker, of	122

1948	Ken Culberson, ss	120
1949	Ken Culberson, ss	110
1950	Ken Culberson, ss	137
1951	Dick Hendley, c	93
1952	Roy Coker, 2b	87
1953	Roy Coker, 2b	73
1954	Roy Coker, 2b	105
1955	Lonnie Shealy, 2b	70
1956	Bill Barnett, of	76
1957	Butch Coker, c	74
1958	Bud Spiers, ss	130
1959	Ty Cline, of/p	135
1960	Ty Cline, of	89
	Dave Lynn, c	89
1961	Elmo Lam, ss	91
1962	Elmo Lam, ss	107
1963	Elmo Lam, ss	103
1964	Ben Marsella, 2b	117
1965	Rusty Adkins, of	*126
1966	Rusty Adkins, 2b	121
1967	Rusty Adkins, 2b	*149
1968	Randy Bray, ss	*146
1969	Randy Bray, ss	*167
1970	Randy Bray, ss	144
1971	Calvin Weeks, ss	*160
1972	Kenny Bagwell, 2b	135
1973	Richard Haynes, 2b	*138
1974	Mike Pulaski, of	*158
1975	Kurt Seibert, ss	*153
1976	Robert Bonnette, 3b	*207
1977	Robert Bonnette, ss	*216
1978	Tony Masone, of	186
1979	Tony Masone, of	*224
1980	Billy Weems, of	229
1981	Mike Mahoney, of	*222
1982	Frank Russ, 2b	*237
1983	Bob Paulling, 1b	199
1984	Brooks Shumake, of	218
1985	Chuck Baldwin, ss	*252
1986	Chuck Baldwin, 1b	*289
1987	Steve Baucum, 3b	*268
1988	Jerry Brooks, 3b	*284
1989	Henry Threadgill, 2b	*283
1990	Brian Kowitz, of	253
1991	Eric Macrina, dh	260
1992	Kevin Northrup, of	249
1993	Keith Williams, of	255
1994	Shane Monahan, of	*330
1995	Shane Monahan, of	*273
1996	Paul Galloway, 3b	252
1997	Jason Emblar, 1b	*269
1998	Patrick Boyd, of	241
1999	Khalil Greene, 3b	274
2000	Jeff Baker, ss	275
2001	Casey Stone, of	274
2002	Khalil Greene, ss	285
2003	Brad McCann, 3b	251
2004	Brad McCann, 3b	253
	Lou Santangelo, c	253
2005	Taylor Harbin, 2b	274
2006	Tyler Colvin, of	281
2007	Taylor Harbin, ss	253
2008	Wilson Boyd, of	233
2009	Mike Freeman, 2b	268
2010	Mike Freeman, 2b	*299
2011	John Hinson, 3b	245

Runs

Year	Player, Pos.	R
1939	Teddy Boselli, ss	15
1940	Dude Buchanan, 1b	21
1941	Dude Buchanan, 1b	27
1942	Don Belk, of	16
	Bob Berry, ss	16
1943	Homer Coker, of	25
1944	No Team	
1945	H.H. Tyler, 2b	16
1946	June Pruitt, 1b	20
1947	Lynwood McMakin, 2b	39
1948	Ray Mathews, of	23
1949	Ken Culberson, ss	33
1950	Fred Knoebel, of	45
1951	Roby Crouch, 1b	29
1952	Roy Coker, 2b	26
1953	Roy Coker, 2b	17
1954	Doug Kingsmore, of	*25
1955	Lonnie Shealy, 2b	13
1956	Bill Barnett, of	16
	Don Shealy, of/p	16

1957	Doug Hoffman, of	11
1958	Larry Bagwell, 3b	*34
1959	Ty Cline, of/p	*34
1960	Ty Cline, of	26
1961	Elmo Lam, ss	27
1962	Johnny Jones, of	28
1963	Johnny Jones, of	22
	Nicky Lomax, of	22
1964	Buddy Nixon, 1b	23
1965	Rusty Adkins, of	*30
	Jack McCall, ss	*30
1966	Rusty Adkins, 2b	*39
1967	Rusty Adkins, 2b	*40
1968	Don Russell, 3b	26
1969	Don Russell, 3b	*43
1970	Don Russell, 3b	33
1971	Johnny Severs, of	*37
1972	Kenny Bagwell, 2b	24
1973	Richard Haynes, 2b	*29
	Craig White, of	*29
1974	Smiley Sanders, of	*41
1975	Kurt Seibert, ss	*48
1976	Kurt Seibert, ss	*43
1977	Neil Simons, of	50
1978	Steve Nilsson, 1b	*49
1979	Dave Buffamoyer, c	*66
1980	Billy Weems, of	58
1981	Mike Mahoney, of	54
1982	Mark Davidson, of	*58
1983	Jim McCollom, c	50
1984	Brooks Shumake, of	60
1985	Bert Heffernan, c	60
1986	Bill Spiers, ss	*73
1987	Bert Heffernan, c	68
1988	Bert Heffernan, c	*93
1989	Brian Kowitz, of	61
1990	Brian Kowitz, of	*87
1991	Jim Crowley, 2b	79
1992	Kevin Northrup, of	67
1993	Billy McMillon, of	64
1994	Shane Monahan, of	*A97
1995	Shane Monahan, of	*82
1996	Gary Burnham, of	62
	Doug Livingston, 2b	62
1997	Gary Burnham, of	83
1998	Patrick Boyd, of	66
1999	Henri Stanley, of	85
2000	Casey Stone, of	65
2001	Jeff Baker, 3b	66
2002	Khalil Greene, ss	*A93
2003	Michael Johnson, 1b	54
	Russell Triplett, ss	54
2004	Brad McCann, 3b	64
2005	Taylor Harbin, 2b	64
2006	Brad Chalk, of	67

2007	Marquez Smith, 3b	54
2008	Mike Freeman, inf	46
	Ben Paulsen, 1b	46
2009	Mike Freeman, 2b	60
	Jeff Schaus, of	60
2010	Kyle Parker, of	85
2011	John Hinson, 3b	62
	Richie Shaffer, 1b	62

Hits

Year	Player, Pos.	H
1939	Ed Irick, 3b	24
1940	Francis Coakley, of	25
1941	Dude Buchanan, 1b	33
1942	Homer Coker, of	24
1943	Homer Coker, of	24
1944	No Team	
1945	J.A. Timmerman, ss	11
	H.H. Tyler, 2b	11
1946	Dewey Quinn, 3b	31
1947	Dewey Quinn, of	38
1948	Jimmy Jones, 1b	37
1949	Ken Culberson, ss	39
1950	Doug Angley, of	51
1951	Ray Mathews, of	33
1952	Fred Knoebel, of	30
1953	Wyman Morris, 3b	27
1954	Roy Coker, 2b	33
	Doug Kingsmore, of	33
1955	Lonnie Shealy, 2b	25
1956	Don Shealy, of/p	23
1957	Butch Coker, c	20
	Don Shealy, of/p	20
1958	Bud Spiers, ss	42
1959	Ty Cline, of/p	44
1960	Dave Lynn, c	32
1961	Pete Ayoub, 2b	29
	Elmo Lam, ss	29
1962	Johnny Jones, of	36
1963	Johnny Jones, of	33
1964	Ben Marsella, 2b	33
1965	Rusty Adkins, of	*56
1966	Rusty Adkins, 2b	44
1967	Rusty Adkins, 2b	*50
1968	Randy Bray, ss	*48
1969	Calvin Weeks, 2b/of	*57
1970	Randy Bray, ss	41
1971	Craig White, of	*49
1972	Kenny Bagwell, 2b	40
1973	Craig White, of	*44
1974	Mike Pulaski, of	*48
1975	Denny Walling, of	*59
1976	Steve Tucker, of	*69
1977	Neil Simons, of	*74
1978	Tony Masone, of	61

1979	Tony Masone, of	74
1980	Billy Weems, of	75
1981	Greg Guin, 1b	*79
1982	Mark Davidson, of	*75
1983	Bob Paulling, 1b	*81
1984	Jim McCollom, dh	71
1985	Jim McCollom, 1b	*98
1986	Chuck Baldwin, 1b	*107
1987	Steve Baucum, 3b	93
1988	Jerry Brooks, 3b	*106
1989	Henry Threadgill, 2b	*93
1990	Brian Kowitz, of	*102
1991	Jim Crowley, 2b	*98
1992	Kevin Northrup, of	*95
1993	Shane Monahan, 1b	*94
1994	Shane Monahan, of	*A137
1995	Shane Monahan, of	*106
1996	Jason Emblar, 1b	85
1997	Gary Burnham, of	104
1998	Matt Padgett, of	88
1999	Khalil Greene, 3b	98
2000	Khalil Greene, 3b	98
2001	Casey Stone, of	103
2002	Khalil Greene, ss	*A134
2003	Brad McCann, 3b	87
2004	Brad McCann, 3b	96
2005	Taylor Harbin, 2b	94
2006	Tyler Colvin, of	100
2007	Marquez Smith, 3b	84
2008	Wilson Boyd, of	70
	Ben Paulsen, 1b	70
2009	Ben Paulsen, 1b	95
2010	Mike Freeman, 2b	99
2011	John Hinson, 3b	81

Doubles

Year	Player, Pos.	2B
1939	Ed Irick, 3b	6
1940	Francis Coakley, of	4
1941	Dude Buchanan, 1b	5
1942	Bob Berry, ss	4
	Homer Coker, of	4
1943	Homer Coker, of	4
	Jay Good, 3b	4
1944	No Team	
1945	Bull Cagle, of	3
1946	Dewey Quinn, of	6
1947	Frank Gillespie, 1b	7
	Dewey Quinn, of	7
1948	Jimmy Jones, 1b	7
1949	Luke Deanhardt, 1b	8
1950	Doug Angley, of	9
1951	Gene Aughtry, 2b	8
1952	Jim Evans, ss	8
1953	Wyman Morris, 3b	9

HOMER COKER LED THE TIGERS IN HITS (24) IN 1942 AND 1943.




YEARLY LEADERS

1954	Roy Coker, 2b	5
1955	Roger Gaines, of	6
1956	Bill Barnett, of	5
1957	Don Shealy, of/p	5
1958	Larry Bagwell, 3b	*8
	Fred DeBerry, 1b	*8
1959	Ty Cline, of/p	*7
1960	Toby Bradshaw, 2b	7
1961	Elmo Lam, ss	6
1962	Gene Harbeson, c	7
1963	Pete Ayoub, 2b	8
1964	Buddy Nixon, 1b	7
1965	Rusty Adkins, of	10
	Tony Jackson, 2b	10
1966	Jack McCall, ss	*12
1967	Ron Zupa, 1b	10
1968	Randy Bray, ss	*8
1969	Randy Bray, ss	9
	Craig White, of	9
1970	Calvin Weeks, ss	7
1971	Craig White, of	*11
1972	Kenny Bagwell, 2b	9
1973	Craig White, of	*10
1974	Smiley Sanders, of	11
1975	Steve Tucker, of	*11
1976	Steve Tucker, of	*16
1977	Bill Foley, c	*14
	Robert Bonnette, ss	*14
1978	Tony Masone, of	*18
1979	Robert Bonnette, 3b	14
	Tim Teufel, 2b	14
1980	Tim Teufel, 2b	16
1981	Craig Roberson, 3b	*20
1982	Jimmy Key, p/of	*21
1983	Jim McCollom, c	15
1984	Brooks Shumake, of	14
1985	Jim McCollom, 1b	*19
1986	Chuck Baldwin, 1b	*23
1987	Steve Baucum, 3b	21
1988	Jerry Brooks, 3b	21
	Randy Mazey, of	21
1989	Mike Milchin, 1b	19
1990	Brian Kowitz, of	*22
1991	Billy McMillon, of	26
1992	Kevin Northrup, of	23
1993	Billy McMillon, of	*21
1994	Shane Monahan, of	23
1995	Gary Burnham, of	*27
1996	Gary Burnham, of	24
1997	Kurt Bultmann, ss	*31
1998	Jason Harris, 1b	20
1999	Kurt Bultmann, 2b	23
2000	Khalil Greene, 3b	24
2001	Khalil Greene, ss	18

Triples		
Year	Player, Pos.	3B
1939	Frank Horton, 2b	3
1940	Joe Blalock, of	3
	Dude Buchanan, 1b	3
1941	Dude Buchanan, 1b	4
1942	Don Belk, of	3
1943	Leo Fisher, 2b	2
	J.C. Herring, of	2
1944	No Team	
1945	Bull Cagle, of	1
	H.N. Lindsay, c/of	1
	H.H. Tyler, 2b	1
1946	Dewey Quinn, 3b	5
1947	Homer Coker, of	2
	Frank Gillespie, 1b	2
	Dewey Quinn, of	2
1948	Luke Deanhart, 1b	3
	Gene Moore, c	3
1949	Gene Aughtry, 2b	2
	Tom Castles, of	2
	H.S. Joyce, p	2
	Gene Moore, c	2
1950	Doug Angley, of	4

SHORTSTOP JACK McCALL (RIGHT) LED THE TIGERS IN HOME RUNS IN 1965. THEN SECOND-BASEMAN RUSTY ADKINS (LEFT) LED CLEMSON IN LONG BALLS IN 1967.



1951	Dick Hendley, c	3
	Fred Knoebel, of	3
1952	Roy Coker, 2b	1
	Roger Gaines, of	1
	Fred Knoebel, of	1
	Joe Murray, 1b	1
	Billy O'Dell, p	1
1953	Roy Coker, 2b	2
	Wyman Morris, 3b	2
1954	Roy Coker, 2b	4
1955	Bill Barnett, of	3
1956	Bill Barnett, of	3
1957	Carol Brown, of	1
	Butch Coker, c	1
	Doug Hoffman, of	1
1958	Bud Spiers, ss	3
1959	Doug Hoffman, of	*5
1960	Ty Cline, of	*5
1961	Elmo Lam, ss	3
1962	Johnny Jones, of	2
	Buddy Nixon, 1b	2
1963	Dave Ellisor, 3b	*4
1964	Buddy Nixon, 1b	*4
1965	Rusty Adkins, of	4
	George Sutton, of	4
1966	Rusty Adkins, 2b	*6
1967	Rusty Adkins, 2b	*17
1968	Don Russell, 3b	*5
	Keith Waters, of	*5
1969	Don Russell, 3b	*8
1970	Eddie Dixon, 1b	*5
	Don Russell, 3b	*5
	Johnny Severs, of	*5
	Craig White, of	*5
1971	Johnny Severs, of	*6
	Dave Van Volkenburg, 1b/p	*6
1972	Dave Van Volkenburg, 1b/p	3
1973	Craig White, of	*3
1974	Lin Hamilton, c	*4
1975	Dave Caldwell, of	*4
1976	Dave Caldwell, of	*8
1977	Neil Simons, of	*6
1978	Tony Masone, of	4
	Billy Weems, of	4
1979	Dave Buffamoyer, c	4
1980	Neil Simons, of	4

	Billy Weems, of	4
1981	Scott Powers, ss	4
1982	Ricky Hester, of	*5
1983	Dave Lemaster, of	4
	Jim McCollom, c	4
1984	Scott Powers, ss	4
1985	Jim McCollom, 1b	4
	Steve Williams, c	4
1986	Steve Baucum, 3b	6
1987	Bill Spiers, ss	*11
1988	Bert Heffernan, c	6
1989	Henry Threadgill, 2b	*6
1990	Brian Kowitz, of	*6
	Jeff Miller, inf	*6
1991	Kevin Northrup, of	*9
1992	Shawn Satterfield, of	*8
1993	Shane Monahan, 1b	7
1994	Shane Monahan, of	9
1995	David Miller, 1b	*10
1996	Jerome Robinson, of	6
1997	Nathan Broome, of	2
	Gary Burnham, of	2
	Brian Holstad, 2b	2
	Henri Stanley, of	2
1998	Jason Harris, 1b	2
	Peter Nystrom, of	2
	Doug Roper, ss	2
	Justin Singleton, 3b	2
1999	Kurt Bultmann, 2b	2
	Henri Stanley, of	2
2000	Ryan Riley, 2b	*7
2001	Jeff Baker, 3b	2
	Chad Coder, of	2
	Casey Stone, of	2
2002	L.J. DeMaino, of	5
2003	Herman Demmink, 2b	1
	Garrick Evans, of	1
	Ryan Hub, of	1
	Brad McCann, 3b	1
	Steve Pyzik, c	1
2004	Tony Sipp, of	4
2005	Taylor Harbin, 2b	4
2006	Tyler Colvin, of	5
2007	Addison Johnson, of	5
2008	Doug Hogan, c	3
2009	Mike Freeman, 2b	5
2010	Brad Miller, ss	4
2011	Will Lamb, of	4

Home Runs		
Year	Player, Pos.	HR
1939	George Brodie, of	4
1940	Dude Buchanan, 1b	3
1941	Joe Blalock, of	3
	Dude Buchanan, 1b	3
	Pop Locklair, of	3
	Ace Parker, c	3
1942	Don Belk, of	3
1943	Hank Sullivan, c	4
1944	No Team	
1945	Bull Cagle, of	2
1946	Charlie Mimms, 3b/of	2
1947	Lynwood McMakin, 2b	3
	Dewey Quinn, of	3
	Hale Sherard, 3b	3
1948	Frank Gillespie, 3b	5
1949	Frank Gillespie, 3b	9
1950	Ken Culberson, ss	6
	Fred Knoebel, of	6
	Ray Mathews, of	6
1951	Ray Mathews, of	5
1952	Fred Knoebel, of	7
1953	Bill Barnett, of	4
1954	Doug Kingsmore, of	*10
1955	Bill Barnett, of	2
	Charlie Blackston, ss	2
	Jim O'Quinn, of	2
	Dick Swetenburg, 1b	2
1956	Bill Barnett, of	4
1957	Bud Spiers, ss	3
1958	Bud Spiers, ss	4
1959	Doug Hoffman, of	*4
1960	Dave Lynn, c	*8
1961	Dave Lynn, c	*6
1962	Nicky Lomax, of	6
	Buddy Nixon, 1b	6
1963	Johnny Jones, of	6
1964	Ben Marsella, 2b	6
	George Sutton, of	6
1965	Jack McCall, ss	.8
1966	George Sutton, of	*11
1967	Rusty Adkins, 2b	*6
1968	Randy Bray, ss	4
	Don Russell, 3b	4
	Ron Zupa, 1b	4
1969	Craig White, of	*8
1970	Craig White, of	7

1971	Craig White, of	4
1972	Smiley Sanders, of	6
1973	Craig White, of	*8
1974	Smiley Sanders, of	*8
1975	Denny Walling, of	*13
1976	Dave Caldwell, of	*9
	Bill Foley, c	*9
1977	Bill Foley, c	*14
1978	Bill Schroeder, c	10
1979	Tony Masone, of	13
	Neil Simons, of	13
	Tim Teufel, 2b	13
1980	Tim Teufel, 2b	*11
1981	Craig Roberson, 3b	12
1982	Jim McCollom, of/1b	11
1983	Bob Paulling, 1b	10
1984	Jim McCollom, dh	11
1985	Jim McCollom, 1b	21
1986	Chuck Baldwin, 1b	16
	Ray Williams, of	16
1987	Chuck Baldwin, 1b	9
	Steve Baucum, 3b	9
	Mike Milchin, 1b	9
1988	Mike Couture, 1b	17
1989	Mike Couture, c	10
	Jim Crowley, 3b	10
1990	Eric Macrina, dh	18
1991	Eric Macrina, dh	*24
1992	Keith Williams, of	13
1993	Keith Williams, of	19
1994	Mike Hampton, 3b	11
	Shane Monahan, of	11
1995	Matthew LeCroy, c	15
1996	Matthew LeCroy, c	14
1997	Matthew LeCroy, c	24
1998	Matt Padgett, of	14
1999	Patrick Boyd, of	17
2000	Jeff Baker, ss	11
2001	Jeff Baker, 3b	23
2002	Khalil Greene, ss	*27
2003	Michael Johnson, 1b	12
2004	Lou Santangelo, c	18
2005	Kris Harvey, dh	*25
2006	Andy D'Alessio, 1b	*23
2007	Andy D'Alessio, 1b	17
2008	Kyle Parker, of/inf	14
2009	Ben Paulsen, 1b	13
	Jeff Schaus, of	13

YEARLY LEADERS

2010	Kyle Parker, of	20
2011	Richie Shaffer, 1b	13

RBI's

Year	Player, Pos.	RBI
1939	George Brodie, of	9
1940	Francis Coakley, of	12
1941	Dude Buchanan, 1b	24
1942	Don Belk, of	18
1943	Frank Gillespie, 1b	16
	Hank Sullivan, c	16
1944	No Team	
1945	Bull Cagle, of	5
1946	Dewey Quinn, 3b	15
1947	Dewey Quinn, of	24
	Jack McCall, ss	25
1948	Jimmy Jones, 1b	19
1949	Frank Gillespie, 3b	33
1950	Ken Culberson, ss	36
1951	Dick Hendley, c	25
1952	Fred Knoebel, of	29
1953	Wyman Morris, 3b	19
1954	Doug Kingsmore, of	27
1955	Jim O'Quinn, c	13
1956	Bill Barnett, of	19
1957	Don Shealy, of/p	13
1958	Bud Spiers, ss	*34
1959	Larry Bagwell, 3b	*27
1960	Dave Lynn, c	*31
1961	Dave Lynn, c	21
1962	Buddy Nixon, 1b	30
1963	Johnny Jones, of	22
1964	Ben Marsella, 2b	29
1965	Rusty Adkins, of	25
1966	George Sutton, of	*39
1967	Rusty Adkins, 2b	*24
1968	Randy Bray, ss	23
1969	Craig White, of	*40
1970	Craig White, of	28
1971	Craig White, of	28
1972	Smiley Sanders, of	21
1973	Craig White, of	*31
1974	Smiley Sanders, of	*30
1975	Denny Walling, of	*^60
1976	Dave Caldwell, of	*49
1977	Robert Bonnette, ss	*51
	Bill Foley, c	*51
1978	Tony Masone, of	*49
1979	Tony Masone, of	*61
1980	Tim Teufel, 2b	*66
1981	Craig Roberson, 3b	57
1982	Mark Davidson, of	50
1983	Bob Paulling, 1b	55
1984	Jim McCollom, dh	54
1985	Jim McCollom, 1b	76
1986	Chuck Baldwin, 1b	73
1987	Steve Baucum, 3b	69
1988	Jerry Brooks, 3b	80
1989	Jim Crowley, 3b	60
1990	Joe DeBerry, 1b	70
1991	Eric Macrina, dh	84
1992	Keith Williams, of	68
1993	Keith Williams, of	79
1994	Mike Hampton, 3b	70
1995	David Miller, 1b	78
1996	Jason Emblar, 1b	57
	Matthew LeCroy, c	57
1997	Gary Burnham, of	82
1998	Patrick Boyd, of	59
	Jason Harris, 1b	59
1999	Kurt Bultmann, 2b	72
2000	Jeff Baker, ss	64
	Khalil Greene, 3b	64
2001	Jeff Baker, 3b	75
2002	Khalil Greene, ss	91
2003	Brad McCann, 3b	67
2004	Brad McCann, 3b	65
2005	Kris Harvey, dh	70
2006	Andy D'Alessio, 1b	*85
2007	Taylor Harbin, ss	62
2008	Doug Hogan, c	51
2009	Ben Paulsen, 1b	61
2010	Jeff Schaus, of	*87
2011	Richie Shaffer, 1b	55

Total Bases


Year	Player, Pos.	TB
1939	Ed Irick, 3b	37
1940	Dude Buchanan, 1b	38

1941	Dude Buchanan, 1b	55
1942	Don Belk, of	38
1943	Homer Coker, of	39
	Hank Sullivan, c	39

1944	No Team	
1945	Bull Cagle, of	21
1946	Dewey Quinn, 3b	50
1947	Dewey Quinn, of	58
1948	Gene Moore, c	48
1949	Frank Gillespie, 3b	66
1950	Doug Anglely, of	77
1951	Ray Mathews, of	52
1952	Fred Knoebel, of	59
1953	Wyman Morris, 3b	46
1954	Doug Kingsmore, of	66
1955	Bill Barnett, of	36
1956	Bill Barnett, of	44
1957	Don Shealy, of/p	27
	Bud Spiers, ss	27
1958	Bud Spiers, ss	65
1959	Ty Cline, of/p	60
1960	Dave Lynn, c	63
1961	Dave Lynn, c	46
1962	Johnny Jones, of	60
1963	Johnny Jones, of	57
1964	Ben Marsella, 2b	62
1965	Rusty Adkins, of	83
1966	Rusty Adkins, 2b	67
	George Sutton, of	67
1967	Rusty Adkins, 2b	89
1968	Randy Bray, ss	68
1969	Don Russell, 3b	90
	Craig White, of	90
1970	Craig White, of	77
1971	Craig White, of	74
1972	Richard Haynes, 2b	55
1973	Craig White, of	84
1974	Smiley Sanders, of	78
1975	Denny Walling, of	113
1976	Dave Caldwell, of	119
1977	Bill Foley, c	124
1978	Tony Masone, of	111
1979	Tony Masone, of	129
1980	Billy Weems, of	117
1981	Craig Roberson, 3b	126
1982	Mark Davidson, of	119
1983	Bob Paulling, 1b	121
1984	Jim McCollom, dh	121
1985	Jim McCollom, 1b	*188
1986	Chuck Baldwin, 1b	180
1987	Steve Baucum, 3b	143
1988	Jerry Brooks, 3b	179
1989	Henry Threadgill, 2b	135
1990	Brian Kowitz, of	145
1991	Eric Macrina, dh	*179
1992	Kevin Northrup, of	149
1993	Keith Williams, of	176
1994	Shane Monahan, of	211
1995	Shane Monahan, of	*174
1996	Matthew LeCroy, c	137
1997	Gary Burnham, of	176
1998	Matt Padgett, of	146
1999	Patrick Boyd, of	171
2000	Khalil Greene, 3b	143
2001	Jeff Baker, 3b	172
2002	Khalil Greene, ss	*A250
2003	Brad McCann, 3b	137
2004	Brad McCann, 3b	164
2005	Kris Harvey, dh	171
2006	Tyler Colvin, of	171
2007	Doug Hogan, c	142
2008	Ben Paulsen, 1b	129
2009	Ben Paulsen, 1b	160
2010	Kyle Parker, of	162
2011	Richie Shaffer, 1b	128

Slugging Percentage

Year	Player, Pos.	Slg %
1939	George Brodie, of	.615
1940	Dude Buchanan, 1b	.691
1941	Dude Buchanan, 1b	.809
1942	Don Belk, of	.594
1943	Homer Coker, of	.750
1944	No Team	
1945	Bull Cagle, of	.429
1946	Dewey Quinn, 3b	.588
1947	Dewey Quinn, of	.512
1948	Frank Gillespie, 3b	.648
1949	Frank Gillespie, 3b	.641



RICHIE SHAFFER LED OR TIED FOR THE 2011 TEAM LEAD IN RUNS, HOMERS, RBIs, TOTAL BASES, SLUGGING PERCENTAGE, AND WALKS.

1950	Doug Anglely, of	.597
1951	Ray Mathews, of	.591
1952	Fred Knoebel, of	.720
1953	Wyman Morris, 3b	.703
1954	Doug Kingsmore, of	.742
1955	Bill Barnett, of	.581
1956	Bill Barnett, of	.579
1957	Don Shealy, of/p	.422
1958	Bud Spiers, ss	.500
1959	Doug Hoffman, of	.552
1960	Dave Lynn, c	.708
1961	Dave Lynn, c	.639
1962	Joey Taylor, of	.766
1963	Johnny Jones, of	.570
1964	George Sutton, of	.576
1965	Jack McCall, ss	.670
1966	George Sutton, of	.632
1967	Rusty Adkins, 2b	.597
1968	Randy Bray, ss	.466
1969	Craig White, of	.577
1970	Craig White, of	.538
1971	Craig White, of	.574
1972	Richard Haynes, 2b	.505
1973	Craig White, of	.641
1974	Steve Tucker, of	.541
1975	Denny Walling, of	.807
1976	Dave Caldwell, of	.607
1977	Bill Foley, c	.611
1978	Tony Masone, of	.597
1979	Tim Teufel, 2b	.650
1980	Tim Teufel, 2b	.690
1981	Craig Roberson, 3b	.581
1982	Dave Lemaster, c/of	.582
1983	Jim McCollom, c	.611
1984	Jim McCollom, dh	.596
1985	Jim McCollom, 1b	.749
1986	Chuck Baldwin, 1b	.623
1987	Chuck Baldwin, 1b	.565

1988	Mike Couture, of	.647
1989	Jim Crowley, 3b	.509
1990	Eric Macrina, dh	.693
1991	Billy McMillon, of	.708
1992	Billy McMillon, 1b	.602
1993	Keith Williams, of	.690
1994	Shane Monahan, of	.639
1995	Shane Monahan, of	.637
1996	Jason Emblar, 1b	.563
1997	Matthew LeCroy, c	.722
1998	Matt Padgett, of	.624
1999	Patrick Boyd, of	.695
2000	Khalil Greene, 3b	.532
2001	Jeff Baker, 3b	.738
2002	Khalil Greene, ss	*.877
2003	Michael Johnson, 1b	.576
2004	Brad McCann, 3b	.648
2005	Kris Harvey, dh	.687
2006	Andy D'Alessio, 1b	.648
2007	Andy D'Alessio, 1b	.634
2008	Ben Paulsen, 1b	.571
2009	Ben Paulsen, 1b	.618
2010	Kyle Parker, of	.656
2011	Richie Shaffer, 1b	.577

Walks

Year	Player, Pos.	BB
1942	Winston Holliday, p	12
1943	Unavailable	
1944	No Team	
1945	H.H. Tyler, 2b	14
1946	June Pruitt, 1b	27
1947	Lynwood McMakin, 2b	30
1948	Leo Fisher, 2b	14
1949	Unavailable	
1950	Unavailable	
1951	Roby Crouch, 1b	20
1952	Joe Murray, 1b	17

1953	Doug Kingsmore, of	10
1954	Dick Swetenburg, 1b	22
1955	Jim O'Quinn, c	9
1956	Unavailable	
1957	Doug Hoffman, of	17
1958	Bailey Hendley, of/p	24
1959	Doug Hoffman, of	33
1960	Bailey Hendley, of/p	18
1961	Dave Lynn, c	22
1962	Johnny Jones, of	21
1963	Johnny Jones, of	19
1964	Jack McCall, ss	20
1965	George Sutton, of	22
1966	Jack McCall, ss	27
1967	Rusty Adkins, 2b	27
1968	Don Russell, 3b	30
1969	Don Russell, 3b	42
1970	Don Russell, 3b	35
1971	Johnny Severs, of	44
1972	Dave Van Volkenburg, 1b/p	27
1973	Smiley Sanders, of	23
1974	Lin Hamilton, c	32
1975	Kurt Seibert, ss	39
1976	Kurt Seibert, ss	50
1977	Steve Nilsson, 1b	45
1978	Steve Nilsson, 1b	47
1979	Neil Simons, of	49
1980	Neil Simons, of	51
1981	Glenn Gallagher, of	34
1982	Craig Roberson, 3b	48
1983	Frank Russ, 2b	36
1984	Brooks Shumake, of	42
1985	Bert Heffernan, c	45
1986	Bert Heffernan, c	55
1987	Bert Heffernan, c	45
1988	Bert Heffernan, c	*62
1989	Mike Couture, c	55
1990	Brian Kowitz, of	44

YEARLY LEADERS

1991	Todd Stefan, ss	45
1992	Kevin Northrup, of	51
1993	Billy McMillon, of	47
1994	Mike Hampton, 3b	47
1995	Gary Burnham, of	46
1996	Gary Burnham, of	61
1997	Matthew LeCroy, c	53
1998	Patrick Boyd, of	44
1999	Jason Harris, 1b	64
	Henri Stanley, of	64
2000	Patrick Boyd, of	44
2001	Michael Johnson, 1b	43
2002	Michael Johnson, 1b	50
2003	Michael Johnson, 1b	*63
2004	Brad McCann, 3b	36
2005	Brad Chalk, of	34
2006	Brad Chalk, of	41
2007	Andy D'Alessio, 1b	33
2008	Jeff Schaus, of	33
2009	Brad Miller, ss	53
2010	Kyle Parker, of	56
2011	Richie Shaffer, 1b	44

Stolen Bases

Year	Player, Pos.	SB
1939	Teddy Boselli, ss	4
1940	Ace Parker, c	4
1941	Joe Blalock, of	7
1942	Joe Blalock, of	10
1943	Homer Coker, c	8
	Hank Sullivan, c	8
1944	No Team	
1945	H.H.Tyler, 2b	6
1946	J.M. Looper, of	4
	Sanford Quinn, of	4
1947	Lynwood McMakin, 2b	6
	Dan Stroud, of	6
1948	J.R. Brown, of	10
	Ray Mathews, of	10
1949	Frank Gillespie, 3b	5
1950	Fred Knoebel, of	26
1951	Roby Crouch, 1b	14
1952	Billy O'Dell, p	3
1953	Bill Barnett, of	6
1954	Wyman Morris, 3b	10
1955	Bill Barnett, of	2
	Charlie Blackston, ss	2
	Jim Coleman, of	2
1956	Bill Barnett, of	4
1957	Doug Hoffman, of	2
	Don Shealy, of/p	2
1958	Larry Bagwell, 3b	4

	Doug Hoffman, of	4
1959	Doug Hoffman, of	11
1960	Ty Cline, of	12
1961	Harry Pavlack, 3b	3
1962	Dave Ellisor, 3b	9
1963	Dave Ellisor, 3b	9
1964	Jack McCall, ss	3
1965	Rusty Adkins, of	12
1966	Rusty Adkins, 2b	9
1967	Rusty Adkins, 2b	*17
1968	Keith Waters, of	12
1969	Johnny Severs, of	10
1970	Don Russell, 3b	9
	Johnny Severs, of	9
1971	Johnny Severs, of	17
1972	Charlie Ing, of	7
1973	John Adeimy, ss	3
	Richard Haynes, 2b	3
	Craig White, of	3
1974	Lin Hamilton, c	4
	Charlie Ing, of	4
	Mike Mahoney, of	4
	Kurt Seibert, ss	4
1975	Billy Wingo, 2b	*22
1976	Kurt Seibert, ss	*13
1977	Steve Nilsson, 1b	*15
1978	Billy Weems, of	*26
1979	Dave Buffamoyer, c	21
1980	Billy Weems, of	*30
1981	Mike Mahoney, of	12
1982	Brooks Shumake, of/3b	21
1983	Brooks Shumake, ss	30
1984	Brooks Shumake, of	20
1985	Ray Williams, of	16
1986	Bill Spiers, ss	35
1987	Ray Williams, of	24
1988	Randy Mazey, of	34
1989	Henry Threadgill, 2b	*47
1990	Brian Kowitz, of	*34
1991	Kevin Northrup, of	21
1992	Kevin Northrup, of	*47
1993	Shane Monahan, 1b	17
1994	Mike Hampton, 3b	*39
1995	David Miller, 1b	27
1996	Doug Livingston, 2b	24
1997	Brian Holstad, 2b	11
1998	Brian Holstad, 3b	15
	Doug Roper, ss	15
1999	Henri Stanley, of	27
2000	Casey Stone, of	25
2001	Casey Stone, of	25
2002	Jeff Baker, 3b	17

	Khalil Greene, ss	17
2003	Garrick Evans, of	8
2004	Tony Sipp, of	20
2005	Tyler Colvin, of	12
2006	Tyler Colvin, of	23
2007	Taylor Harbin, ss	14
2008	Stan Widmann, ss	14
2009	Brad Miller, ss	16
2010	John Hinson, 3b	25
2011	John Hinson, 3b	23

Pitching

ERA		
Year	Player (Throws)	ERA
1953	Billy O'Dell (L)	1.36
1954	Billy O'Dell (L)	0.79
1955	Unavailable	
1956	Johnny Drake (R)	2.56
1957	Harold Stowe (L)	3.58
1958	Harold Stowe (L)	2.34
1959	Harold Stowe (L)	1.57
1960	Jimmy Roller (R)	2.76
1961	Gene Harbeson (R)	3.31
1962	Tommy Lyon (L)	3.62
1963	Greg Casey (R)	2.66
1964	Bob Lowell (R)	2.41
1965	Tommy Chapman (L)	1.80
1966	Charlie Watson (R)	3.43
1967	Bill Parmer (R)	1.14
1968	John Curtis (L)	1.80
1969	Jay Bevis (R)	*1.59
1970	Jay Bevis (R)	1.12
1971	Rusty Gerhardt (L)	2.17
1972	Rusty Gerhardt (L)	2.22
1973	Steve Cline (R)	2.12
1974	Steve Cline (R)	1.84
1975	Randy Quintrell (L)	1.50
1976	Ron Musselman (R)	2.11
1977	Brian Snyder (L)	*1.19
1978	Tommy Qualters (L)	*0.79
1979	Mike Sullivan (R)	*1.98
1980	Bill Duke (R)	*2.24
1981	Jeff Gilbert (R)	3.25
1982	Jimmy Key (L)	2.79
1983	Jeff Gilbert (R)	2.25
1984	Scott Parrish (R)	2.20
1985	George Stone (R)	3.89
1986	Oliver Whitaker (L)	3.12
1987	Alan Botkin (L)	2.54
1988	Jerome Santivasci (R)	1.98

1989	Jerome Santivasci (R)	1.36
1990	Tim Parker (R)	2.97
1991	Jason Angel (R)	*2.33
1992	Mike Holtz (L)	1.26
1993	Scott Winchester (R)	2.61
1994	Mike Holtz (L)	1.66
1995	Scott Winchester (R)	0.59
1996	Kris Benson (R)	*2.02
1997	Ryan Mottl (R)	4.73
1998	Scott Clackum (R)	1.11
1999	Chris Heck (L)	2.23
2000	Nick Glaser (R)	2.45
2001	Steve Reba (R)	2.58
2002	Matt Henrie (R)	3.12
2003	Jason Berken (R)	3.19
2004	Jason Berken (R)	2.53
2005	Stephen Faris (R)	2.60
2006	Stephen Faris (R)	2.36
2007	Stephen Clyne (R)	2.58
2008	Matt Vaughn (R)	3.15
2009	Tomas Cruz (R)	3.33
2010	Alex Frederick (R)	3.75
2011	David Haselden (R)	2.23

Wins

Year	Player (Throws)	W
1952	Billy O'Dell (L)	5
1953	Billy O'Dell (L)	6
1954	Billy O'Dell (L)	*8
1955	Leonard Humphries (R)	3
1956	Johnny Drake (R)	4
1957	Harold Stowe (L)	3
1958	Harold Stowe (L)	*^14
1959	Harold Stowe (L)	7
1960	Jimmy Roller (R)	5
1961	Damon Vincent (R)	5
1962	Tommy Lyon (L)	*7
1963	Greg Casey (R)	4
1964	Tommy Chapman (L)	6
1965	Bill Parmer (R)	5
	Charlie Watson (R)	5
1966	Charlie Watson (R)	6
1967	Bill Parmer (R)	*9
1968	Nelson Gibson (R)	7
1969	Dave Van Volkenburg (L)	9
1970	Rusty Gerhardt (L)	*9
1971	Rusty Gerhardt (L)	*11
1972	Rusty Gerhardt (L)	7
1973	Steve Cline (R)	*7
1974	Steve Cline (R)	*9
1975	Chuck Porter (R)	*8
1976	Chuck Porter (R)	*12

1977	Ron Musselman (R)	*12
1978	Mike Brown (R)	9
1979	Mike Sullivan (R)	*10
1980	Mike Brown (R)	9
1981	Jeff Gilbert (R)	8
	Scott Parrish (R)	8
1982	Jeff Gilbert (R)	*9
	Jimmy Key (L)	*9
1983	Scott Parrish (R)	6
	Tim Rice (L)	6
1984	Scott Parrish (R)	7
	John Pawlowski (R)	7
	George Stone (R)	7
1985	John Pawlowski (R)	9
	George Stone (R)	9
1986	Bill Steele (R)	9
1987	Brian Barnes (L)	*12
1988	Brian Barnes (L)	*13
1989	Brian Barnes (L)	*16
1990	Dave Tripp (R)	8
1991	Jason Angel (R)	*14
1992	Scott Miller (R)	11
1993	Chad Phillips (L)	12
1994	Andy Taulbee (R)	12
1995	Jason Dawsey (L)	11
1996	Kris Benson (R)	14
1997	Ryan Mottl (R)	10
1998	Ryan Mottl (R)	9
1999	Matt Additon (R)	6
	Thomas Boozer (L)	6
	Chris Heck (L)	6
	Mike Paradis (R)	6
2000	Ryan Mottl (R)	10
2001	Steve Reba (R)	12
2002	Matt Henrie (R)	13
	Steve Reba (R)	13
2003	Tyler Lumsden (L)	8
2004	Kris Harvey (R)	6
2005	Josh Cribb (R)	8
	Robert Rohrbach (L)	8
2006	Jason Berken (R)	9
	Josh Cribb (R)	9
	Stephen Faris (R)	9
2007	Alan Farina (R)	6
	Ryan Hinson (L)	6
	David Kopp (R)	6
2008	D.J. Mitchell (R)	6
	Graham Stoneburner (R)	6
2009	Casey Harman (L)	7
	Graham Stoneburner (R)	7
2010	Scott Weismann (R)	9
2011	Justin Sarratt (R)	7



IN BILL WILHELM'S (LEFT) FIRST SEASON (1958) AS HEAD COACH AT CLEMSON, HAROLD STOWE (RIGHT) LED THE NATION IN WINS (14) AND HAD A TEAM-BEST 2.34 ERA.

YEARLY LEADERS

Appearances

Year	Player (Throws)	App.
1952	Billy O'Dell (L)	10
1953	Billy O'Dell (L)	11
1954	Billy O'Dell (L)	14
1955	Leonard Humphries (R)	7
1956	Leonard Humphries (R)	9
1957	Harold Stowe (L)	9
1958	Harold Stowe (L)	*^21
1959	Harold Stowe (L)	19
1960	Jimmy Roller (R)	14
1961	Gene Harbeson (R)	12
1962	Tommy Lyon (L)	13
1963	Tommy Lyon (L)	14
1964	Tommy Chapman (L)	12
1965	Charlie Watson (R)	14
1966	Charlie Watson (R)	15
1967	Pete Myers (R)	16
1968	Tom Hudgins (R)	13
1969	Jay Bevis (R)	16
1970	Jay Bevis (R)	20
1971	Jay Bevis (R)	16
	Rusty Gerhardt (L)	16
1972	Jay Bevis (R)	17
1973	Jimmy Baker (R)	18
1974	Larry Meekins (R)	18
1975	Larry Meekins (R)	14
	Chuck Porter (R)	14
1976	Chuck Porter (R)	15
	Randy Quintrell (L)	15
1977	Ron Musselman (R)	17
1978	Dave Woessner (R)	20
1979	Mike Sullivan (R)	17
1980	Billy Trapp (R)	28
1981	Jimmy Key (L)	18
1982	Lee Wiles (R)	22
1983	Lynn Martin (R)	24
1984	John Pawlowski (R)	22
1985	John Burnett (L)	*22
1986	Mike Huggins (R)	22
1987	Phillip Lowery (R)	23
1988	Brian Barnes (L)	22
	Mike Milchin (R)	22
	Jerome Santivasci (R)	22
1989	Jerome Santivasci (R)	27
1990	Ron Frazier (R)	24
1991	Eric Bradford (R)	25
1992	Aaron Jersild (L)	32
1993	Andy Taulbee (R)	30
1994	Scott Winchester (R)	28
1995	Scott Winchester (R)	33
1996	David Shepard (R)	27
1997	Matt Additon (R)	24
	Scott Clackum (R)	24
1998	Scott Clackum (R)	23
1999	Matt Additon (R)	26
2000	Nick Glaser (R)	33
2001	Josh Cram(R)	28
2002	Tyler Lumsden (L)	27
2003	Robert Rohrbaugh (L)	26
2004	Patrick Hogan (R)	24
2005	Jeff Hahn (R)	25
2006	Daniel Moskos (L)	33
2007	Stephen Clyne (R)	31
2008	Matt Vaughn (R)	30
2009	Ryan Hinson (L)	28
2010	Alex Frederick (R)	33
2011	Alex Frederick (R)	27

Starts

Year	Player (Throws)	Starts
1952	Billy O'Dell (L)	7
1953	Billy O'Dell (L)	8
1954	Billy O'Dell (L)	11
1955	Leonard Humphries (R)	6
1956	Leonard Humphries (R)	7
1957	Harold Stowe (L)	7
1958	Harold Stowe (L)	15
1959	Harold Stowe (L)	9
1960	Dave Sprouse (R)	7
1961	Damon Vincent (R)	10
1962	Tommy Lyon (L)	9
	Dave Olson (R)	9
1963	Damon Vincent (R)	6
1964	Tommy Chapman (L)	11
1965	Tommy Chapman (L)	11
1966	Bill Parmer (R)	9
1967	Bill Parmer (R)	10
1968	Tom Hudgins (R)	10

1969	Rusty Gerhardt (L)	15
1970	Rusty Gerhardt (L)	14
1971	Rusty Gerhardt (L)	14
1972	Rusty Gerhardt (L)	12
1973	Steve Cline (R)	9
1974	Steve Cline (R)	13
1975	Chuck Porter (R)	13
1976	Ron Musselman (R)	14
	Chuck Porter (R)	14
1977	Ron Musselman (R)	15
1978	Mike Sullivan (R)	13
1979	Brian Snyder (L)	14
1980	Mike Brown (R)	15
	Jimmy Key (L)	15
1981	Jimmy Key (L)	15
1982	Jimmy Key (L)	16
1983	Scott Parrish (R)	12
1984	George Stone (R)	11
1985	John Pawlowski (R)	17
	George Stone (R)	17
1986	Bill Steele (R)	16
1987	Brian Barnes (L)	17
1988	Brian Barnes (L)	*19
1989	Brian Barnes (L)	19
1990	Tim Parker (R)	17
1991	Jason Angel (R)	16
1992	Jason Angel (R)	17
1993	Chad Phillips (L)	15
	Jeff Sauve (R)	15
1994	Andy Taulbee (R)	18
1995	Jason Dawsey (L)	19
1996	Kris Benson (R)	19
1997	Ryan Mottl (R)	16
1998	Ryan Mottl (R)	16
1999	Ryan Mottl (R)	17
2000	Ryan Mottl (R)	19
2001	Steve Reba (R)	17
2002	Steve Reba (R)	19
2003	Tyler Lumsden (L)	16
2004	Kris Harvey (R)	14
	Tyler Lumsden (L)	14
2005	Robert Rohrbaugh (L)	16
2006	Jason Berken (R)	18
	Stephen Faris (R)	18
2007	David Kopp (R)	*18
2008	D.J. Mitchell (R)	14
	Graham Stoneburner (R)	14
2009	Chris Dwyer (L)	*17
2010	Casey Harman (L)	*19
2011	Justin Sarratt (R)	13

Relief Appearances

Year	Player (Throws)	RA
1952	Gerald Dempsey (R)	3
	Charlie Hall (R)	3
	Robby Saylor (L)	3
1953	Bubba Free (R)	4
1954	Mickey Cone (L)	3
	Billy O'Dell (L)	3
1955	Bill Toth (R)	5
1956	Bill Toth (R)	7
1957	Frank Elrod (L)	4
1958	Ed Lakey (R)	8
1959	Harold Stowe (L)	10
1960	Jimmy Roller (R)	9
1961	Jimmy Roller (R)	8
1962	Bill Burnette (R)	9
1963	Tommy Lyon (L)	10
1964	Bob Lowell (R)	9
1965	Charlie Watson (R)	11
1966	Bill James (R)	9
1967	Pete Myers (R)	11
1968	Alan Demarest (R)	9
1969	Jay Bevis (R)	15
1970	Jay Bevis (R)	20
1971	Jay Bevis (R)	16
1972	Jay Bevis (R)	16
1973	Jimmy Baker (R)	17
1974	Larry Meekins (R)	18
1975	Tommy Qualters (R)	13
1976	Houston Matthews (R)	9
1977	Dave Woessner (R)	14
1978	Dave Woessner (R)	19
1979	Billy Trapp (R)	12
	Dave Woessner (R)	12
1980	Billy Trapp (R)	28
1981	Glenn Martin (R)	15
1982	Lee Wiles (R)	22
1983	Lynn Martin (R)	24

1984	John Pawlowski (R)	18
1985	John Burnett (L)	*22
1986	Mike Huggins (R)	22
1987	Phillip Lowery (R)	21
1988	Mike Milchin (L)	22
	Jerome Santivasci (R)	22
1989	Jerome Santivasci (R)	27
1990	Eric Bradford (R)	17
1991	Eric Bradford (R)	25
1992	Aaron Jersild (L)	32
1993	Scott Winchester (R)	26
1994	Scott Winchester (R)	28
1995	Scott Winchester (R)	33
1996	David Shepard (R)	27
1997	Matt Additon (R)	24
	Scott Clackum (R)	24
1998	Scott Clackum (R)	23
1999	Matt Additon (R)	21
2000	Nick Glaser (R)	33
2001	Josh Cram (R)	28
2002	Thomas Boozer (L)	26
2003	Robert Rohrbaugh (L)	25
2004	Patrick Hogan (R)	24
2005	Jeff Hahn (R)	23
2006	Daniel Moskos (L)	33
2007	Stephen Clyne (R)	31
2008	Matt Vaughn (R)	29
2009	Ryan Hinson (L)	26
2010	Casey Harman (L)	32
2011	Alex Frederick (R)	25

Complete Games


Year	Player (Throws)	CG
1952	Billy O'Dell (L)	4
1953	Billy O'Dell (L)	6
1954	Billy O'Dell (L)	9
1955	George Compton (R)	3
1956	Johnny Drake (R)	3

1957	Harold Stowe (L)	4
1958	Harold Stowe (L)	8
1959	Harold Stowe (L)	4
1960	Bailey Hendley (R)	2
	Jimmy Roller (R)	2
1961	Gene Harbeson (R)	4
	Damon Vincent (R)	4
1962	Tommy Lyon (L)	5
1963	Greg Casey (R)	2
	Tommy Chapman (L)	2
1964	Tommy Chapman (L)	6
1965	Tommy Chapman (L)	5
1966	Charlie Watson (R)	3
1967	Laval Johnson (L)	2
	Pete Myers (R)	2
	Bill Parmer (R)	2
	Charlie Watson (R)	2
1968	Bill James (R)	4
1969	Dave Van Volkenburg (L)	7
1970	Rusty Gerhardt (L)	*8
1971	Rusty Gerhardt (L)	*6
1972	Rusty Gerhardt (L)	6
1973	Steve Cline (R)	3
	Lindsay Graham (R)	3
1974	Steve Cline (R)	*7
1975	Randy Quintrell (L)	5
1976	Chuck Porter (R)	*11
1977	Ron Musselman (R)	*8
1978	Mike Brown (R)	6
1979	Mike Sullivan (R)	5
1980	Mike Brown (R)	5
1981	Jeff Gilbert (R)	7
1982	Jimmy Key (L)	*7
1983	Jeff Gilbert (R)	2
1984	Scott Parrish (R)	5
1985	George Stone (R)	8
1986	Bill Steele (R)	2
1987	Brian Barnes (L)	5

	Alan Botkin (L)	5
1988	Brian Barnes (L)	6
1989	Brian Barnes (L)	*9
1990	Tim Parker (R)	5
1991	Jason Angel (R)	3
1992	Scott Miller (R)	2
1993	Jason Dawsey (L)	2
1994	Kris Benson (R)	1
	Jason Dawsey (L)	1
	Billy Koch (R)	1
1995	Jason Dawsey (L)	4
1996	Kris Benson (R)	7
1997	Ryan Mottl (R)	2
	Matt White (L)	2
1998	Ryan Mottl (R)	1
	Matt White (L)	1
1999	Ryan Mottl (R)	1
2000	Ryan Mottl (R)	2
2001	Steve Reba (R)	2
2002	Steve Reba (R)	1
2003	Tyler Lumsden (L)	1
2004	Robert Rohrbaugh (L)	1
2005	Josh Cribb (R)	*3
	Stephen Faris (R)	*3
2006	Josh Cribb (R)	1
	Stephen Faris (R)	1
2007	David Kopp (R)	1
2008	D.J. Mitchell (R)	1
	Graham Stoneburner (R)	1
2009	Chris Dwyer (L)	1
2010	Casey Harman (L)	1
2011	Jonathan Meyer (R)	1

Shutouts

Year	Player (Throws)	SHO
1947	Joe Hazle (R)	1
1948	Nig Griffith (R)	1
1949	Bob Gaddis (R)	1



RYAN MOTTL LED CLEMSON IN STARTS IN ALL FOUR SEASONS (1997-00) AS A TIGER.

YEARLY LEADERS



RON MUSSELMAN (#22)
ESTABLISHED A SCHOOL
RECORD WITH FOUR
SHUTOUTS IN 1976. THEN
LED THE ACC WITH 107
STRIKEOUTS IN 1977.

1950	Bill Ford (R)	1
	Bob Hughes (L)	1
1951	No Individual Shutouts	
1952	No Individual Shutouts	
1953	Billy O'Dell (L)	2
1954	Billy O'Dell (L)	3
1955	No Individual Shutouts	
1956	No Individual Shutouts	
1957	Don Shealy (R)	1
1958	No Individual Shutouts	
1959	Bailey Hendley (R)	1
	Harold Stowe (L)	1
1960	Jimmy Roller (R)	1
1961	No Individual Shutouts	
1962	Damon Vincent (R)	1
1963	No Individual Shutouts	
1964	Greg Casey (R)	1
1965	Tommy Chapman (L)	2
1966	Charles Watson (R)	1
1967	Laval Johnson (L)	1
	Pete Myers (R)	1
	Bill Parmer (R)	1
1968	John Curtis (L)	1
	Alan Demarest (R)	1
	Nelson Gibson (R)	1
	Tom Hudgins (R)	1
	Bill James (R)	1
1969	Rusty Gerhardt (L)	1
	Tom Hudgins (R)	1
1970	Rusty Gerhardt (L)	1
	Dave Van Volkenburg (L)	1
1971	Dave Van Volkenburg (L)	2
1972	Lindsay Graham (R)	*3
1973	Lindsay Graham (R)	2
1974	Ty Cline (L)	2
1975	Randy Quintrell (L)	2
1976	Ron Musselman (R)	*4
1977	Tommy Qualters (R)	*3
1978	Mike Brown (R)	*2
	Mike Sullivan (R)	*2
1979	Mike Sullivan (R)	*2
1980	Mike Brown (R)	*2
	Bill Duke (R)	*2
1981	Jeff Gilbert (R)	1
	Jimmy Key (L)	1
	Scott Parrish (R)	1
1982	Jeff Gilbert (R)	2
1983	Scott Parrish (R)	*1
1984	Scott Parrish (R)	*2
1985	John Pawlowski (R)	2
1986	No Individual Shutouts	
1987	Alan Botkin (L)	2
	Oliver Whitaker (L)	2
1988	Alan Botkin (L)	1
	David Tripp (R)	1
1989	Brian Barnes (L)	1
	Ron Frazier (R)	1
1990	Tim Parker (R)	3

1991	Jason Angel (R)	*2
	Scott Miller (R)	*2
1992	No Individual Shutouts	
1993	No Individual Shutouts	
1994	No Individual Shutouts	
1995	Jason Dawsey (L)	2
1996	Kris Benson (R)	*4
1997	No Individual Shutouts	
1998	No Individual Shutouts	
1999	No Individual Shutouts	
2000	Ryan Mottl (R)	1
2001	Steve Reba (R)	1
2002	No Individual Shutouts	
2003	Tyler Lumsden (L)	1
2004	No Individual Shutouts	
2005	Josh Cribb (R)	*2
2006	No Individual Shutouts	
2007	No Individual Shutouts	
2008	Graham Stoneburner (R)	*1
2009	No Individual Shutouts	
2010	No Individual Shutouts	
2011	No Individual Shutouts	

Saves		
Year	Player (Throws)	Svs
1969	Jay Bevis (R)	6
1970	Jay Bevis (R)	5
1971	Jay Bevis (R)	4
1972	Jay Bevis (R)	5
1973	Jimmy Baker (R)	3
	Lindsay Graham (R)	3
1974	Larry Meekins (R)	3
1975	Tommy Qualters (R)	6
1976	Houston Matthews (R)	4
1977	Dave Woessner (R)	5
1978	Dave Woessner (R)	6
1979	Len Bradley (R)	5
1980	Len Bradley (R)	7
1981	Lynn Martin (R)	2
	Tim Rice (L)	2
1982	Roger Hackett (L)	2
	David Hess (R)	2
	Lee Wiles (R)	2
1983	Lynn Martin (R)	4
1984	John Pawlowski (R)	4
1985	John Burnett (L)	*4
1986	Chuck Baldwin (R)	5
1987	Doug Marchal (R)	5
1988	Mike Milchin (L)	8
1989	Jerome Santivasci (R)	6
1990	Ron Frazier (R)	4
1991	Eric Bradford (R)	2
	Mike Holtz (L)	2
	Scott Miller (R)	2
	Chad Phillips (L)	2
1992	Aaron Jersild (L)	7
1993	Scott Winchester (R)	10
1994	Scott Winchester (R)	10

1995	Scott Winchester (R)	*14
1996	David Shepard (R)	5
1997	Matt Additon (R)	5
1998	Scott Clackum (R)	*9
1999	Chris Heck (L)	5
2000	Nick Glaser (R)	*15
2001	Josh Cram (R)	6
2002	Paul Harrelson (R)	8
2003	Paul Harrelson (R)	6
2004	Patrick Hogan (R)	*10
2005	Jeff Hahn (R)	3
2006	Daniel Moskos (L)	10
2007	Daniel Moskos (L)	6
2008	Matt Vaughn (R)	11
2009	Tomas Cruz (R)	4
	Matt Vaughn (R)	4
2010	Alex Frederick (R)	4
2011	Scott Weismann (R)	7

Innings Pitched		
Year	Player (Throws)	IP
1952	Billy O'Dell (L)	56.0
1953	Billy O'Dell (L)	72.1
1954	Billy O'Dell (L)	91.1
1955	Leonard Humphries (R)	42.0
1956	Johnny Drake (R)	45.2
1957	Harold Stowe (L)	55.1
1958	Harold Stowe (L)	*^126.2
1959	Harold Stowe (L)	97.1
1960	Jimmy Roller (R)	71.2
1961	Damon Vincent (R)	61.1
1962	Tommy Lyon (L)	82.0
1963	Damon Vincent (R)	44.1
1964	Tommy Chapman (L)	89.1
1965	Tommy Chapman (L)	85.0
1966	Charlie Watson (R)	65.2
1967	Bill Parmer (R)	71.0
1968	Nelson Gibson (R)	62.0
1969	Dave Van Volkenburg (L)	92.1
1970	Rusty Gerhardt (L)	*100.1
1971	Rusty Gerhardt (L)	*108.0
1972	Rusty Gerhardt (L)	*85.0
1973	Lindsay Graham (R)	60.2
1974	Steve Cline (R)	*102.2
1975	Chuck Porter (R)	*81.1
1976	Chuck Porter (R)	*119.0
1977	Ron Musselman (R)	*117.1
1978	Mike Brown (R)	83.1
1979	Mike Sullivan (R)	*91.0
1980	Jimmy Key (L)	*111.1
1981	Jeff Gilbert (R)	102.1
1982	Jimmy Key (L)	*116.0
1983	Scott Parrish (R)	62.2
1984	George Stone (R)	80.2
1985	George Stone (R)	127.1
1986	Bill Steele (R)	109.1
1987	Brian Barnes (L)	120.2
1988	Brian Barnes (L)	*137.2

1989	Brian Barnes (L)	*146.0
1990	Tim Parker (R)	97.0
1991	Jason Angel (R)	108.0
1992	Jason Angel (R)	105.1
1993	Andy Taulbee (R)	97.1
1994	Andy Taulbee (R)	114.2
1995	Jason Dawsey (L)	129.1
1996	Kris Benson (R)	*156.0
1997	Ryan Mottl (R)	106.2
1998	Ryan Mottl (R)	101.0
1999	Ryan Mottl (R)	99.2
2000	Ryan Mottl (R)	107.0
2001	Steve Reba (R)	108.0
2002	Matt Henrie (R)	112.2
	Steve Reba (R)	112.2
2003	Tyler Lumsden (L)	86.0
2004	Tyler Lumsden (L)	81.1
2005	Josh Cribb (R)	109.1
2006	Stephen Faris (R)	103.0
2007	David Kopp (R)	99.2
2008	D.J. Mitchell (R)	98.2
2009	Casey Harman (L)	86.2
2010	Casey Harman (L)	*121.0
2011	Justin Sarratt (R)	80.2

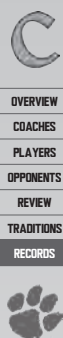
Batters Faced		
Year	Player (Throws)	BF
1960	Jimmy Roller (R)	289
1961	Damon Vincent (R)	286
1962	Tommy Lyon (L)	346
1963	Tommy Lyon (L)	198
1964	Tommy Chapman (L)	394
1965	Tommy Chapman (L)	364
1966	Charlie Watson (R)	276
1967	Bill Parmer (R)	290
1968	Nelson Gibson (R)	257
1969	Dave Van Volkenburg (L)	407
1970	Rusty Gerhardt (L)	410
1971	Rusty Gerhardt (L)	424
1972	Lindsay Graham (R)	276
1973	Steve Cline (R)	257
1974	Steve Cline (R)	417
1975	Chuck Porter (R)	361
1976	Chuck Porter (R)	474
1977	Ron Musselman (R)	483
1978	Brian Snyder (L)	370
1979	Brian Snyder (L)	397
1980	Jimmy Key (L)	454
1981	Jeff Gilbert (R)	429
1982	Jimmy Key (L)	485
1983	Scott Parrish (R)	273
1984	George Stone (R)	327
1985	George Stone (R)	569
1986	Bill Steele (R)	481
1987	Brian Barnes (L)	523
1988	Brian Barnes (L)	598
1989	Brian Barnes (L)	*602
1990	Tim Parker (R)	417

1991	Jason Angel (R)	443
1992	Jason Angel (R)	454
1993	Andy Taulbee (R)	419
1994	Andy Taulbee (R)	489
1995	Jason Dawsey (L)	529
1996	Kris Benson (R)	*606
1997	Ryan Mottl (R)	479
1998	Ryan Mottl (R)	441
1999	Ryan Mottl (R)	480
2000	Ryan Mottl (R)	451
2001	Steve Reba (R)	434
2002	Steve Reba (R)	437
2003	Tyler Lumsden (L)	373
2004	Tyler Lumsden (L)	358
2005	Josh Cribb (R)	469
2006	Stephen Faris (R)	408
2007	David Kopp (R)	429
2008	D.J. Mitchell (R)	428
2009	Chris Dwyer (L)	375
	Casey Harman (L)	375
2010	Casey Harman (L)	*518
2011	Justin Sarratt (R)	328

Strikeouts		
Year	Player (Throws)	K
1952	Billy O'Dell (L)	81
1953	Billy O'Dell (L)	108
1954	Billy O'Dell (L)	*111
1955	Leonard Humphries (R)	39
1956	Johnny Drake (R)	49
1957	Harold Stowe (L)	36
1958	Harold Stowe (L)	*126
1959	Harold Stowe (L)	*117
1960	Bailey Hendley (R)	39
1961	Damon Vincent (R)	62
1962	Tommy Lyon (L)	52
1963	Damon Vincent (R)	48
1964	Tommy Chapman (L)	*83
1965	Tommy Chapman (L)	100
1966	Charlie Watson (R)	72
1967	Charlie Watson (R)	71
1968	Bill James (R)	45
1969	Rusty Gerhardt (L)	*99
1970	Rusty Gerhardt (L)	*111
1971	Rusty Gerhardt (L)	*111
1972	Rusty Gerhardt (L)	61
1973	Steve Cline (R)	68
1974	Steve Cline (R)	*69
1975	Chuck Porter (R)	67
1976	Ron Musselman (R)	78
1977	Ron Musselman (R)	*107
1978	Mike Sullivan (R)	63
1979	Mike Sullivan (R)	79
1980	Mike Brown (R)	77
1981	Jeff Gilbert (R)	58
1982	Jimmy Key (L)	94
1983	Tim Rice (L)	42
1984	George Stone (R)	57
1985	George Stone (R)	93
1986	Brian Barnes (L)	53
1987	Brian Barnes (L)	*112
1988	Brian Barnes (L)	*140
1989	Brian Barnes (L)	*208
1990	Tim Parker (R)	90
1991	Mike Kimbrell (R)	74
1992	Jason Angel (R)	76
1993	Andy Taulbee (R)	85
1994	Andy Taulbee (R)	103
1995	Jason Dawsey (L)	*133
1996	Kris Benson (R)	*204
1997	Ryan Mottl (R)	99
1998	Ryan Mottl (R)	96
1999	Mike Paradis (R)	87
2000	Ryan Mottl (R)	81
2001	Steve Reba (R)	103
2002	Steve Reba (R)	82
2003	Tyler Lumsden (L)	72
2004	Tyler Lumsden (L)	88
2005	Josh Cribb (R)	97
2006	Stephen Faris (R)	86
2007	Daniel Moskos (L)	78
2008	D.J. Mitchell (R)	106
2009	Chris Dwyer (L)	95
2010	Casey Harman (L)	105
2011	Dominic Leone (R)	72

* - led the ACC; ^ - led the nation; Note:
Bold denotes a Clemson single-season record.

INDIVIDUAL CAREER BATTING STATS (ACC ERA)



- OVERVIEW
- COACHES
- PLAYERS
- OPPONENTS
- REVIEW
- TRADITIONS
- RECORDS



Player	Year(s)	Avg	G-S	AB	R	H	2B	3B	HR	RBI	SB
Abbott, Gus	1956-58	.278	NA-NA	54	10	15	4	0	2	10	0-NA
Adams, Mark	1970-73	.229	29-NA	35	3	8	0	2	1	5	0-NA
Adeimy, John	1973	.298	37-NA	121	16	36	1	2	1	15	3-NA
Adkins, Rusty	1965-67	.379	97-NA	396	109	150	22	17	11	66	38-NA
Anderson, Alan	1969	1.000	3-NA	2	2	2	1	0	0	2	0-NA
Anderson, Jack	1969	.258	23-NA	66	14	17	0	1	1	6	4-NA
Anderson, Jim	1990,91	.254	101-NA	264	55	67	15	0	9	40	1-4
Andrade, Jr., Jorge	2005	.208	19-4	24	4	5	1	0	1	5	0-0
Antonokas, George	1969	.250	2-NA	4	0	1	0	0	0	0	0-NA
Allen, Robbie	1978-80	.267	143-NA	484	100	129	19	6	11	73	19-28
Armstrong, Terry	1971-74	.249	77-NA	185	23	46	7	0	0	23	2-NA
Attanasio, Dominic	2011	.367	33-10	60	11	22	2	1	1	11	3-5
Ayers, Stan	1962-64	.293	62-NA	188	32	55	3	1	4	31	4-NA
Ayoub, Pete	1961-63	.318	70-NA	261	51	83	17	3	2	53	1-NA
Bach, Woody	1968	.167	20-NA	30	5	5	0	0	0	1	1-NA
Bagwell, Kenny	1970,72	.278	65-NA	237	40	66	14	0	0	22	3-NA
Bagwell, Larry	1957-59	.265	NA-NA	324	67	86	13	5	3	52	8-NA
Baker, Jeff	2000-02	.334	196-194	773	191	258	41	4	59	226	26-37
Baker, Jimmy	1970,72,73	.167	23-NA	18	1	3	0	0	0	1	0-NA
Baldwin, Chuck	1984-87	.333	228-NA	935	177	311	62	8	29	184	16-23
Ballentine, Tim	1975	.500	4-NA	4	1	2	1	0	0	0	0-NA
Barbary, Eddie	1965-67	.278	95-NA	334	55	93	11	3	4	38	5-NA
Barnes, Brian	1987	.000	20-NA	2	0	0	0	0	0	1	0-0
Barnett, Bill	1954-56	.287	NA-NA	230	47	66	9	6	6	35	13-NA
Barrett, Joe	1984	.286	10-NA	14	2	4	0	0	0	2	0-0
Baucum, Steve	1984-87	.331	206-NA	698	131	231	49	12	14	139	17-20
Beasley, David	1976	.000	10-NA	4	0	0	0	0	0	0	1-NA
Beasley, Rick	1971	.191	18-NA	47	3	9	0	0	0	3	1-NA
Belk, Greg	1972,74-76	.210	70-NA	205	37	43	7	1	5	24	9-NA
Bevis, Jay	1969-72	.280	83-NA	25	10	7	0	0	0	1	0-NA
Biebert, Mark	1984-87	.312	174-NA	372	95	116	21	5	5	71	15-15
Bigwood, Dave	1973	.000	14-NA	4	0	0	0	0	0	0	0-NA
Blackston, Charlie	1954,55	.214	24-NA	56	11	12	2	0	2	8	2-NA
Blakeney, Reid	1959,60	.208	22-NA	24	6	5	1	0	0	4	0-NA
Blanton, Bo	1982	.333	7-NA	9	2	3	0	0	0	4	0-0
Boettcher, Donny	1970	.143	6-NA	7	0	1	0	0	0	0	0-NA
Bohonak, Mike	1963,64	.312	36-NA	125	23	39	7	1	2	17	4-NA
Bonekat, Bill	1967-69	.150	20-NA	20	1	3	0	0	0	3	0-NA
Bonnette, Robert	1976-79	.305	211-NA	813	173	248	51	9	18	174	28-NA
Borgert, Derek	1996-99	.319	159-79	342	64	109	23	0	7	72	1-2
Boyd, Patrick	1998-01	.341	191-190	760	196	259	57	6	28	178	49-63
Boyd, Roger	1960	.158	18-NA	19	3	3	1	0	0	3	2-NA
Boyd, Wilson	2007-10	.306	238-215	837	163	256	48	7	21	166	14-26
Bradford, Jeff	1971-73	.161	26-NA	31	2	5	0	0	1	4	0-NA
Bradley, Jimmy	1967,68	.254	31-NA	59	9	15	1	0	0	7	1-NA
Bradshaw, Toby	1960	.304	22-NA	79	8	24	7	1	0	15	1-NA
Bray, Randy	1968-70	.302	128-NA	457	75	138	22	1	5	64	17-NA
Brier, Coe	1981,82	.252	80-NA	218	25	55	14	1	7	36	6-6
Brizek, Seth	1993-95	.260	180-165	654	113	170	31	1	19	99	16-26
Brooms, Jerry	1986-88	.349	177-NA	647	150	226	44	5	30	158	8-11
Broome, Nathan	1996,97	.308	91-52	198	39	61	7	2	3	33	7-7
Brown, Carol	1955-57	.181	NA-NA	105	16	19	1	2	0	5	0-NA
Brown, Joe	1954	.250	13-NA	28	4	7	0	0	1	5	2-NA
Brown, Mike	1979,80	.000	36-NA	1	1	0	0	0	0	0	0-0
Browning, Skip	1998	-----	13-11	0	0	0	0	0	0	0	0-0
Bryant, Russell	1970,71	.200	15-NA	15	1	3	1	0	0	0	0-NA
Bryant, Tim	1959,60	.257	36-NA	74	12	19	1	0	1	10	0-NA
Buffamoyer, Dave	1978,79	.317	85-NA	287	84	91	13	5	12	52	32-40
Bultmann, Kurt	1996-99	.321	249-241	953	233	306	82	4	43	214	13-20
Bunnell, David	2007	.234	29-14	47	7	11	3	0	0	6	0-0
Burg, Alex	2006,07	.202	72-26	129	17	26	6	0	1	17	2-2
Burgess, J.D.	2007,08	.225	93-61	209	34	47	7	1	1	21	2-3
Burnette, Bill	1961,62	.222	13-NA	9	4	2	0	0	1	2	0-NA
Burnette, Zack	1958-60	.240	NA-NA	288	42	69	7	2	2	36	4-NA
Burnham, Gary	1994-97	.340	213-213	795	215	270	77	10	29	209	10-22
Caldwell, Dave	1975-77	.298	127-NA	483	103	144	30	12	18	106	10-NA
Calitri, Mike	1998-00	.291	92-45	189	45	55	14	2	8	51	1-2
Cantrell, Jim	1955	.000	5-NA	5	1	0	0	0	0	0	0-NA
Carraway, Doug	1965,66	.308	8-NA	13	2	4	1	0	0	0	0-NA
Carter, Chris	1992,93	.294	44-13	51	14	15	2	0	2	8	2-2
Casanova, Adrian	2005,06	.244	135-131	373	56	91	15	2	9	61	1-2
Casey, Greg	1963,64	.194	22-NA	36	3	7	1	0	0	3	0-NA
Castelli, Bill	1979,80	.282	70-NA	163	26	46	12	3	3	34	6-6
Caughman, Kevin	2010,11	.100	13-0	10	0	1	1	0	0	1	0-0
Chalk, Brad	2005-07	.356	177-167	599	139	213	26	6	0	49	32-40
Chapman, Tommy	1963-65	.275	44-NA	91	11	25	6	1	0	7	0-NA
Charpia, Bo	1999	-----	1-0	0	0	0	0	0	0	0	0-0
Charpia, Rusty	1986,88,89	.288	172-NA	548	122	158	28	6	7	81	25-32
Chastain, Billy	1988	.171	29-NA	41	7	7	1	0	2	8	0-0
Cline, Steve	1973	.222	10-NA	18	3	4	0	1	0	3	0-NA
Cline, Ty	1959,60	.335	53-NA	224	60	75	12	8	1	36	22-NA
Coder, Chad	2001,02	.280	96-65	275	61	77	20	2	6	36	21-24
Cohen, Earl	1966,67	.375	15-NA	8	1	3	1	0	0	2	0-NA
Coker, Butch	1957-59	.261	NA-NA	261	29	68	4	5	2	44	1-NA
Coker, Roy	1954	.314	23-NA	105	17	33	5	4	0	13	1-NA
Coleman, Jim	1955	.423	11-NA	26	7	11	1	0	1	4	2-NA
Colvin, Tyler	2004-06	.315	186-165	667	136	210	54	7	20	142	39-47
Compton, George	1955,56	.179	NA-NA	28	2	5	0	0	0	0	0-NA



BRIAN ELLIS TOTALED
41 DOUBLES AND 117
RBIS IN 190 GAMES
FROM 1997-00.

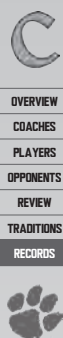
Player	Year(s)	Avg	G-S	AB	R	H	2B	3B	HR	RBI	SB
Corbin, Ted	1992	.372	54-54	199	51	74	14	2	0	20	10-13
Cordileone, Lou	1959	.250	16-NA	48	10	12	1	0	2	10	3-NA
Cositore, Vince	1972	.000	1-NA	1	0	0	0	0	0	0	0-NA
Costigan, Joe	2011	.250	14-0	8	2	2	0	0	0	4	0-0
Couture, Mike	1987-90	.299	202-NA	616	159	184	36	7	32	151	85-107
Cowart, Lawton	1964-66	.287	75-NA	254	56	73	7	2	12	50	4-NA
Cox, Jay	2011	.182	8-0	11	0	2	1	0	0	2	0-0
Crews, Jerry	1956	.750	NA-NA	4	0	3	0	0	0	2	0-NA
Crocker, Barry	1954	.306	24-NA	98	18	30	4	2	2	16	3-NA
Crosland, Ben	1954,55	.211	11-NA	19	5	4	2	0	0	4	0-NA
Crowley, Jim	1988-91	.328	247-NA	826	199	271	57	1	43	197	23-31
Currier, Steve	1985	----	18-NA	0	0	0	0	0	0	0	0-1
Curtis, John	1968	.258	14-NA	31	5	8	0	1	1	5	1-NA
D'Alessio, Andy	2004-07	.309	253-239	853	169	264	51	3	59	217	11-17
Daniels, Fred	1990-92	.249	93-NA	189	41	47	10	2	0	30	7-11
Dantzler, Ellis	1964-66	.341	62-NA	220	40	75	11	6	5	44	8-NA
Davidson, Mark	1982	.336	59-NA	223	58	75	16	2	8	50	18-18
Davis, Billy	1983	.241	33-NA	83	12	20	5	1	0	11	4-7
Dawsey, Jason	1993-95	.259	143-71	139	33	36	5	1	1	14	3-3
DeBerry, Fred	1957-59	.287	NA-NA	254	53	73	11	2	1	44	7-NA
DeBerry, Joe	1989-91	.336	188-NA	655	152	220	35	6	35	159	15-21
DeMaino, L.J.	2002	.291	49-30	127	32	37	3	5	0	15	12-14
Demarest, Alan	1968-70	.273	38-NA	44	6	12	4	1	0	6	0-NA
Demmink, Herman	2003-06	.311	232-207	821	168	255	46	7	13	116	30-44
DeMoura, Eric	1994-97	.295	185-132	550	110	162	20	1	4	82	16-21
Dempsey, Bob	1959	.261	18-NA	46	10	12	2	1	1	10	1-NA
Diehl, Keith	1986	.333	13-NA	21	3	7	1	0	0	1	0-0
Dillon, Scott	1985,86	.306	124-NA	447	85	137	24	3	8	78	25-31
Dinneen, John	1966,67	.150	20-NA	20	8	3	0	1	0	1	1-NA
Dixon, Eddie	1969,70	.284	60-NA	169	32	48	9	8	2	29	2-NA
Douglass, Jesse	1999	.000	7-0	7	0	0	0	0	0	0	0-0
Drake, Johnny	1956	.217	NA-NA	23	4	5	1	1	2	8	0-NA
DuBose, Scott	1979	.240	14-NA	25	4	6	1	0	1	4	2-2
Duffie, Will	1994-96	.283	177-131	491	92	139	28	4	10	92	3-5
Dukes, Mike	1958	.000	NA-NA	1	0	0	0	0	0	0	0-NA
Dunlap, Gene	1966	.185	14-NA	27	6	5	1	0	1	8	1-NA
Dunster, Mike	2011	.500	12-1	12	6	6	1	0	0	2	0-0
Easterling, Jess	2003	.300	10-1	10	3	3	0	0	0	0	1-1
Eckler, Tony	1973-75	.266	86-NA	289	33	77	14	1	8	43	4-NA
Edgeworth, Teak	1958	.000	NA-NA	3	0	0	0	0	0	0	0-NA
Ellis, Brian	1997-00	.297	190-162	583	152	173	41	3	7	117	19-25
Ellisor, Dave	1961-63	.290	57-NA	221	50	64	7	5	2	28	19-NA
Embler, Jason	1994-97	.302	215-180	724	150	219	44	3	30	144	5-11

INDIVIDUAL CAREER BATTING STATS (ACC ERA)

Player	Year(s)	Avg	G-S	AB	R	H	2B	3B	HR	RBI	SB
Epps, Chris	2008-11	.260	213-160	596	140	155	22	5	18	97	41-54
Eskew, Jerry	1968	.239	23-NA	67	7	16	3	0	2	9	0-NA
Eubanks, Charlie	1959	1.000	2-NA	1	0	1	0	0	0	0	0-NA
Evans, Garrick	2002-04	.302	121-69	291	60	88	26	2	4	41	15-22
Everett, Brady	2003-04	.270	56-34	122	12	33	7	0	2	19	1-2
Eydenberg, Mike	1993-94	.291	100-77	296	45	86	25	4	2	55	5-8
Fahrney, Gary	1975-76	.273	47-NA	139	33	38	6	2	4	26	3-NA
Fairley, Burke	1985-88	.291	121-NA	244	56	71	20	5	4	38	8-13
Faw, Brian	1989	-----	20-NA	0	0	0	0	0	0	0	0-0
Ferguson, Jesse	2005	.154	44-5	52	6	8	1	0	0	5	1-1
Fish, Barry	1963	.200	19-NA	50	9	10	1	1	0	8	1-NA
Fisher, Jeff	1985	.000	15-NA	1	0	0	0	0	0	0	0-0
Fitzsimmons, Pat	1972-75	.261	116-NA	376	48	98	10	2	1	57	10-NA
Fletcher, Jake	2011	.000	4-0	3	0	0	0	0	0	0	0-0
Foley, Bill	1975-77	.302	118-NA	444	79	134	23	3	25	103	1-NA
Foster, Chuck	1990-91	.273	70-NA	143	37	39	7	0	2	14	4-5
Frank, Kyle	1999-01-03	.297	230-206	818	152	243	48	1	14	138	13-23
Frantz, Tim	1994-95	.154	29-0	26	4	4	0	0	0	2	0-0
Freeman, Mike	2008-10	.330	189-187	766	174	253	48	6	13	120	25-35
Freeman, Todd	1978	.217	20-NA	46	10	10	3	2	1	9	0-0
Frick, Talmadge	1962	.500	7-NA	2	2	1	0	0	0	0	0-NA
Fulton, Jay	1981-84	.181	146-NA	287	62	52	8	1	9	43	25-29
Gaddis, C.J.	2004	.000	22-3	16	6	0	0	0	0	2	3-4
Gaines, Roger	1954-55	.268	39-NA	149	10	40	8	0	0	23	4-NA
Gallagher, Glenn	1980-81	.298	107-NA	386	67	115	16	1	15	65	10-13
Galloway, Paul	1993-96	.301	194-150	572	120	172	45	6	16	100	17-22
Gambrell, Sam	1957	.111	NA-NA	9	2	1	0	0	0	0	0-NA
Gardner, Jack	1958	1.000	NA-NA	1	0	1	0	0	0	1	0-NA
Garrison, Dave	1956	.277	NA-NA	65	13	18	0	0	2	5	1-NA
Gerhardt, Rusty	1969-72	.265	70-NA	147	14	39	4	2	3	23	2-NA
Gibson, Nelson	1966-68	.318	45-NA	66	13	21	1	0	0	12	2-NA
Gilbert, Jeff	1981-83	.000	43-NA	1	0	0	0	0	0	0	0-0
Giles, Bob	1956	.429	NA-NA	7	1	3	0	0	0	0	0-NA
Graham, Lindsay	1970-73	.110	48-NA	73	6	8	1	0	0	3	0-NA
Graham, Steve	1985-86	.248	57-NA	153	30	38	7	0	5	17	4-6
Green, Zane	2001-04	.273	197-95	414	92	113	24	2	6	57	11-15
Greene, Khalil	1999-02	.377	272-271	1069	265	403	95	7	52	276	55-67
Grove, Trent	1980	.222	16-NA	27	4	6	1	0	0	4	0-0
Guin, Greg	1979-91	.309	154-NA	547	106	169	42	2	14	120	15-20
Hackle, Trent	1991-93	.261	66-30	157	21	41	5	1	0	20	3-5
Hall, Ben	2005-06	.266	78-11	109	15	29	7	1	3	18	1-4
Hamilton, Lin	1971-74	.294	131-NA	435	75	128	19	6	10	72	7-NA
Hampton, Mike	1993-94	.341	121-106	417	113	142	34	6	14	92	42-52
Harbeson, Gene	1961-63	.254	64-NA	213	35	54	9	0	9	28	4-NA
Harbin, Taylor	2005-07	.320	194-193	781	160	250	67	7	30	172	31-39
Harris, Jason	1998-99	.347	128-128	475	132	165	37	2	19	125	31-38
Harrison, Robert	1955	.381	9-NA	21	2	8	1	0	0	1	0-NA
Harvey, Kris	2003-05	.335	151-137	487	107	163	28	0	35	122	5-10
Hawkins, Heyward	1962	.000	1-NA	1	0	0	0	0	0	0	0-NA
Hawkins, Ty	1987	.333	15-NA	21	2	7	2	0	0	3	0-0
Haynes, Richard	1971-74	.275	142-NA	502	88	138	23	4	13	75	6-NA
Heffernan, Bert	1985-88	.337	259-NA	993	285	335	63	14	27	195	54-71
Helms, Garry	1965-67	.343	41-NA	143	22	49	6	3	2	26	2-NA
Hendley, Bailey	1958-60	.333	NA-NA	279	71	93	15	4	5	42	9-NA
Hendricks, Pete	1970-72	.248	47-NA	165	20	41	2	2	0	16	3-NA
Henrie, Matt	2001	.000	18-10	1	0	0	0	0	0	0	0-0
Hester, Ricky	1982-83	.314	95-NA	303	61	95	14	8	5	49	20-25
Hinson, John	2008-10, 11	.329	166-142	583	132	192	21	5	27	127	53-65
Hoffman, Doug	1957-59	.247	NA-NA	279	65	69	8	8	8	47	17-NA
Hogan, Doug	2005-08	.295	168-124	509	83	150	33	6	25	104	19-32
Hogan, Patrick	2001	.000	16-1	1	0	0	0	0	0	0	0-0
Holland, Eddie	1968-70	.242	103-NA	293	51	71	12	3	6	40	3-NA
Holloway, Tito	1998	.500	8-0	4	0	2	0	0	0	0	0-0
Holstad, Brian	1997-00	.264	197-136	478	113	126	16	3	3	64	31-40
Hoover, Alan	1976-78	.256	94-NA	293	49	75	24	1	6	41	3-NA
Horne, Todd	1982	.304	16-NA	23	5	7	0	0	0	6	0-0
Hourigan, Jeff	2002-03	.270	107-79	307	36	83	14	0	8	47	1-1
Howard, Mo	1971	.000	1-NA	1	0	0	0	0	0	0	0-NA
Hub, Ryan	2000-02-04	.230	128-59	230	44	53	8	2	6	35	5-9
Hubbard, Bob	1957	.157	NA-NA	51	7	8	0	0	0	2	0-NA
Huddins, Tom	1968-70	.083	34-NA	36	3	3	0	0	0	3	0-NA
Huggins, Elmer	1960	.038	15-NA	26	1	1	0	0	0	1	0-NA
Huggins, Mark	1982-84	.163	24-NA	43	5	7	2	0	0	6	3-3
Hughes, Jerald	1972	.143	18-NA	7	4	1	1	0	0	2	1-NA
Humphrey, Andre	1994	.164	32-20	67	13	11	2	1	0	2	1-3
Humphries, Leonard	1954-56	.185	NA-NA	54	6	10	0	0	1	5	0-NA
Hyde, Justin	1998	.348	27-9	46	7	16	7	1	2	12	1-1
Ing, Charlie	1972-74	.277	85-NA	296	46	82	17	5	3	28	13-NA
Ingram, John	2004-06	.234	75-28	128	18	30	6	0	4	21	2-3
Jackson, Steven	2004	.000	22-3	1	0	0	0	0	0	0	0-0
Jackson, Tony	1963-65	.283	57-NA	145	27	41	12	3	1	13	1-NA
James, Bill	1966-68	.189	34-NA	37	6	7	0	0	1	6	0-NA
Jasensky, Joe	1981	.156	19-NA	45	6	7	1	1	0	3	2-2
Jay, John	1984-87	.307	147-NA	345	66	106	21	0	21	77	1-5
Johnson, Addison	2007-09-11	.253	185-117	471	79	119	16	7	5	52	27-33
Johnson, Johnny	1968-70	.185	48-NA	130	19	24	5	0	4	17	2-NA
Johnson, Laval	1967-69	.157	84-NA	89	40	14	6	2	0	13	6-NA
Johnson, Michael	2000-03	.344	235-219	800	201	275	52	4	58	213	25-31

Player	Year(s)	Avg	G-S	AB	R	H	2B	3B	HR	RBI	SB
Jones, Johnny	1962,63	.379	50-NA	182	50	69	7	4	11	49	5-NA
Jordan, Whitey	1956	.000	NA-NA	11	2	0	0	0	0	0	0-NA
Kaltenbach, Leo	1955	.200	7-NA	15	3	3	2	1	0	3	0-NA
Kane, Jeff	1998,99	.269	28-0	26	5	7	1	0	1	4	0-0
Kelley, Steve	1971	.500	5-NA	2	3	1	0	0	1	2	0-NA
Keppen, Jeff	1994	.000	17-2	1	0	0	0	0	0	0	0-0
Key, Jimmy	1980-82	.325	153-NA	465	113	151	32	2	10	86	11-16
Khoury, Pete	1976,77	.203	66-NA	212	25	43	7	1	1	22	5-NA
Kieboom, Spencer	2010-11	.278	83-64	227	32	63	15	0	1	41	0-0
Kingsmore, Doug	1954	.371	24-NA	89	25	33	3	0	10	27	8-NA
Klosterman, Ryan	2001	.071	17-0	14	2	1	1	0	0	2	0-0
Kowitz, Brian	1988-90	.319	194-NA	699	178	223	53	11	9	124	76-90
Kreiger, Ray	1982	.370	18-NA	27	11	10	1	1	0	5	1-1
Kuester, Steve	1968-70	.213	83-NA	235	33	50	7	2	7	32	2
LaBella, Barney	1973-75	.200	24-NA	40	3	8	2	1	0	5	0-NA
Lakey, Ed	1958	.154	NA-NA	26	6	4	1	0	1	3	0-NA
Lam, Elmo	1961-63	.296	74-NA	301	73	89	17	3	8	52	11-NA
Lamb, Will	2009-11	.316	138-112	456	96	144	20	6	7	81	31-36
Landers, Bill	1955	.190	9-NA	21	6	4	0	0	1	2	0-NA
Lawrimore, Wayne	1973	.000	4-NA	2	0	0	0	0	0	0	0-NA
LeCroy, Bradley	1997-00	.266	173-97	395	83	105	23	1	4	67	16-21
LeCroy, Matthew	1995-97	.336	199-199	736	178	247	48	1	53	208	8-15
Ledford, Randy	1972	.125	4-NA	8	0	1	0	0	0	0	0-NA
Lee, Alex	2007,08	.265	85-32	132	22	35	4	2	0	14	3-6
Lee, Larry	1973	.000	8-NA	11	0	0	0	0	0	1	0-NA
Leggett, Tanner	2005,06	.231	30-1	26	4	6	0	0	1	3	0-0
Lemaster, Dave	1980-83	.261	181-NA	560	91	146	26	8	16	75	33-36
Livingston, Doug	1995,96	.298	126-124	483	129	144	30	2	12	77	36-41
Lockhart, Mike	1989,91,92	.296	144-NA	406	80	120	27	4	6	93	11-12
Lodgek, Ed	1966,67	.100	11-NA	10	1	1	0	0	0	0	0-NA
Lomax, Nicky	1961-63	.287	70-NA	230	58	66	7	2	12	47	1-NA
Lowder, Clayton	1958-60	.212	NA-NA	52	7	11	2	0	0	6	0-NA
Lowell, Bob	1964,65,67	.214	19-NA	14	0	3	0	0	0	1	0-NA
Lowery, Phillip	1986	.000	21-NA	0	0	0	0	0	0	0	0-0
Lynn, Dave	1958,60,61	.350	NA-NA	163	42	57	7	2	15	54	2-NA
Lyon, Tommy	1962,63	.364	28-NA	55	4	20	1	1	0	4	0-NA
Maccrina, Eric	1988-91	.308	201-NA	647	148	199	40	6	51	192	8-12
Mahoney, Collin	2002-04	.238	97-47	185	31	44	12	0	6	34	0-1
Mahoney, Mike	1973-75,81	.296	109-NA	365	79	108	24	5	4	48	18-NA
Mallon, Tom	1984	-----	16-NA	0	1	0	0	0	0	0	0-0
Marisca, Charlie	1969	.100	4-NA	10	2	1	1	0	0	2	1-NA
Markley, Jim	1960	.000	1-NA	1	0	0	0	0	0	0	0-NA
Marsella, Ben	1963,64	.264	45-NA	140	30	37	5	3	6	32	4-NA

INDIVIDUAL CAREER BATTING STATS (ACC ERA)



Player	Year(s)	Avg	G-S	AB	R	H	2B	3B	HR	RBI	SB
Marsh, Bill	1957	.111	NA-NA	18	3	2	0	0	0	1	0-NA
Martin, Lynn	1983	----	24-NA	0	0	0	0	0	0	0	0-0
Masone, Tony	1977-79	.330	112-NA	415	83	137	29	7	22	114	19-NA
Mazey, Randy	1985-88	.331	216-NA	650	170	215	40	6	20	121	65-76
McCall, Jack	1964-66	.317	84-NA	322	83	102	20	3	17	70	14-NA
McCall, Mike	1967	.237	36-NA	139	28	33	8	1	1	11	5-NA
McCann, Brad	2003,04	.363	123-123	504	108	183	41	1	25	132	8-14
McCleon, Dexter	1993,94	.259	98-80	282	54	73	7	5	0	38	16-22
McCollom, Jim	1982-85	.343	226-NA	830	203	285	56	12	52	218	20-26
McCray, Ontrell	1996,97	.227	90-50	181	34	41	7	0	2	21	10-11
McDaniel, Mark	1975,76	.208	44-NA	72	17	15	1	1	0	5	7-NA
McDaniel, Tommy	1969	.375	11-NA	16	4	6	1	0	1	2	0-NA
McDonald, Leon	1957,58	.300	NA-NA	20	2	6	3	0	0	3	0-NA
McGibbon, Jon	2011	.339	43-11	62	8	21	4	0	1	14	1-1
McMillon, Billy	1991-93	.381	154-142	527	173	201	55	8	19	105	29-45
Meekins, Larry	1975	.000	14-NA	1	0	0	0	0	0	0	0-NA
Melzer, Scott	1991-93	.246	46-2	65	17	16	1	1	0	9	3-3
Meredith, Doc	1975	.258	14-NA	31	4	8	3	0	0	5	0-NA
Milchin, Mike	1987-89	.319	187-NA	680	149	217	51	7	25	169	8-13
Miller, Brad	2009-11	.339	191-189	685	173	232	36	8	16	135	46-58
Miller, David	1993-95	.335	183-157	644	143	216	30	15	10	149	51-64
Miller, Jeff	1990-93	.275	218-NA	738	149	203	49	15	19	139	16-27
Miller, Seth	2001,02	.317	62-30	120	23	38	6	0	0	9	3-4
Mitchell, D.J.	2006-08	.241	100-52	220	40	53	8	0	2	24	17-23
Monahan, Shane	1993-95	.394	207-207	856	235	337	60	21	32	169	61-80
Monin, Andy	1991-94	.299	170-111	445	74	133	26	2	8	92	3-6
Montjot, Dave	1969	.500	3-NA	2	0	1	0	0	0	0	0-NA
Moore, Ronnie	1964,65	.212	42-NA	132	31	28	3	0	5	21	0-NA
Mork, Hoby	1993,94	.226	59-43	133	28	30	6	0	1	14	0-3
Morris, Bobby	1954	.238	22-NA	80	17	19	2	2	3	8	1-NA
Morris, Jeff	1990-93	.313	196-NA	524	120	164	19	7	2	72	15-24
Morris, Tim	2007	.059	13-2	17	2	1	0	0	0	0	0-0
Morris, Wyman	1954	.205	24-NA	88	17	18	2	1	7	20	10-NA
Mounce, Richard	2009	.238	26-7	42	1	10	4	0	1	8	0-0
Munroe, Buddy	2007	.167	5-1	6	0	1	0	0	0	0	0-0
Murray, Ken	1971	1.000	2-NA	1	0	1	0	0	0	0	0-NA
Myers, Doby	1956	.277	NA-NA	47	8	13	1	0	0	2	0-NA
Myers, Pete	1965-67	.240	54-NA	100	9	24	3	0	1	28	0-NA
Nester, John	2008-10	.274	139-94	350	51	96	20	0	10	62	4-6
Nilsson, Steve	1976-78	.270	142-NA	507	131	137	17	7	6	63	46-NA
Nixon, Buddy	1962,64	.315	51-NA	184	43	58	12	6	9	50	0-NA
Norris, Bobby	1958,59	.135	NA-NA	37	8	5	0	0	0	4	0-NA
Northrup, Kevin	1989-92	.338	219-NA	742	186	251	55	11	22	150	83-94
Nystrom, Peter	1998	.309	48-45	152	47	47	11	2	6	42	2-2

Player	Year(s)	Avg	G-S	AB	R	H	2B	3B	HR	RBI	SB
Oakley, Frank	1962,63	.150	15-NA	20	5	3	1	0	0	8	0-NA
O'Dell, Billy	1954	.214	14-NA	28	3	6	2	1	0	3	1-NA
Odle, Dennis	1971	.000	5-NA	3	0	0	0	0	0	0	0-NA
Ogburn, Mac	1962	.105	10-NA	19	1	2	1	0	0	1	0-NA
Olson, Dave	1961,62	.222	21-NA	27	3	6	0	0	0	2	0-NA
O'Quinn, Jim	1955,56	.289	NA-NA	114	15	33	5	1	5	25	0-NA
Owens, Jimmy	1964	.333	8-NA	6	2	2	0	0	0	1	2-NA
Owens, Randy	1973	.000	11-NA	10	0	0	0	0	0	0	0-NA
Pack, Tommy	1964,66	.318	55-NA	195	35	62	11	2	5	41	6-NA
Padgett, Matt	1996-98	.318	167-142	569	123	181	30	3	28	137	7-13
Parker, Kyle	2008-10	.302	187-182	689	177	208	34	1	46	166	12-15
Parker, Tim	1988	----	15-NA	0	1	0	0	0	0	0	0-0
Parmer, Bill	1965-67	.286	45-NA	91	16	26	7	1	1	14	0-NA
Parsons, Jeff	1997	----	22-4	0	0	0	0	0	0	0	0-0
Pasqualini, Charlie	1959-61	.273	21-NA	11	3	3	0	0	1	3	0-NA
Patrick, Mike	1978	.250	13-NA	8	1	2	0	0	0	1	0-0
Patterson, Choppy	1960	.255	14-NA	47	2	12	2	1	0	0	1-NA
Patterson, Gary	1960	.250	1-NA	4	1	1	0	0	0	0	0-NA
Paulling, Bob	1981,83,84	.339	147-NA	561	94	190	27	3	18	139	4-6
Paulsen, Ben	2007-09	.318	182-170	663	129	211	45	5	31	130	4-5
Pavilack, Harry	1960,61	.270	27-NA	89	26	24	3	2	1	15	4-NA
Pawlowski, John	1983	----	16-NA	0	0	0	0	0	0	0	0-0
Peltz, Pete	1977	.329	51-NA	170	45	56	12	3	4	35	7-NA
Penale, Joe	1970	----	1-NA	0	0	0	0	0	0	0	0-NA
Phillips, Chad	1990-93	.311	168-82	302	51	94	19	3	4	48	10-12
Pierce, Gene	2001,03-05	.333	59-1	24	5	8	1	0	2	5	0-0
Poe, Sam	1959,60	.346	32-NA	52	6	18	3	0	2	11	0-NA
Pohl, Phil	2009-11	.285	135-94	361	64	103	33	1	6	55	5-8
Polk, Riley	1983,84	.275	29-NA	40	7	11	1	0	0	7	1-2
Powers, Scott	1981,83,84	.269	153-NA	528	105	142	16	9	17	80	13-19
Pritchard, Daniel	2003-05	.138	53-0	29	9	4	0	0	0	3	1-2
Prophet, Bill	1970-73	.253	114-NA	376	55	95	11	7	3	39	6-NA
Proto, Mike	2001	----	4-0	0	0	0	0	0	0	0	0-0
Pulaski, Mike	1973,74	.279	76-NA	287	45	80	16	4	2	34	3-NA
Pumphrey, Ed	1963,64	.200	11-NA	15	2	3	0	0	0	2	0-NA
Pyzik, Steve	2000-03	.249	168-112	389	60	97	20	1	1	57	3-6
Quintrell, Randy	1977	.000	13-NA	1	0	0	0	0	0	0	0-NA
Reames, Joe Don	1999	.200	17-3	15	2	3	0	0	0	0	0-1
Redding, Grant	2000	.200	15-0	5	1	1	1	0	0	0	0-0
Reese, Gerald	1960	.273	20-NA	44	11	12	2	1	2	7	1-NA
Rescorla, Skip	1968	.286	6-NA	14	2	4	0	0	0	2	0-NA
Rhodes, Rusty	1995,96	.310	77-39	155	28	48	4	1	0	25	5-6
Ricketts, Art	1961	.246	22-NA	65	20	16	1	0	0	6	2-NA
Riddell, Jimmy	1971	.000	1-NA	1	0	0	0	0	0	0	0-NA

BEN PAULSEN BATTED .318 WITH 211 HITS, 31 HOME RUNS, AND 130 RBIs IN THREE SEASONS (2007-09) AT CLEMSON.



INDIVIDUAL CAREER BATTING STATS (ACC ERA)



HENRI STANLEY WAS 57-64 ON
STOLEN BASES AND ACCUMULATED
195 HITS IN 231 GAMES FROM 1997-00.


Player	Year(s)	Avg	G-S	AB	R	H	2B	3B	HR	RBI	SB
Rigsby, Tim	1988-90	.301	125-NA	405	87	122	22	10	12	90	32-40
Riley, Ryan	2000,01	.294	117-110	408	95	120	17	9	7	68	22-31
Roach, Doug	1971	.214	5-NA	14	0	3	2	0	0	1	0-NA
Roberson, Craig	1980-83	.305	193-NA	637	122	194	43	0	24	142	16-23
Robinson, Jerome	1995,96	.288	124-115	420	68	121	17	6	8	70	4-13
Roller, Jimmy	1959-61	.322	39-NA	59	10	19	0	1	1	10	0-NA
Roper, Doug	1996-99	.246	124-84	280	60	69	7	3	2	44	21-25
Rowland, Joey	1986,87	.259	31-NA	27	5	7	2	0	1	5	0-0
Russ, Frank	1979-83	.293	205-NA	757	163	222	51	2	14	123	59-74
Russell, Don	1968-70	.270	133-NA	415	102	112	13	18	14	75	19-NA
Ryan, Lanny	1960,62	.325	33-NA	83	16	27	5	1	5	15	1-NA
Sampson, Pete	1974	-----	1-NA	0	0	0	0	0	0	0	0-NA
Sanders, Matt	2008,09	.296	95-64	250	34	74	14	0	5	38	2-2
Sanders, Smiley	1971-74	.262	114-NA	416	88	109	20	2	21	80	3-NA
Santangelo, Lou	2004	.300	64-64	253	50	76	15	2	18	62	7-8
Santivasci, Jerome	1988	.000	23-NA	2	0	0	0	0	0	0	0-0
Sargent, Dick	1963,64	.367	22-NA	30	12	11	2	1	0	5	0-NA
Sasser, David	1974	.200	3-NA	5	0	1	0	0	0	1	1-NA
Satterfield, Shawn	1992,93	.289	105-79	308	57	89	17	9	5	57	15-20
Savas, Paul	1982,83	.108	23-NA	37	0	4	3	0	0	6	0-0
Schaus, Jeff	2008-11	.320	258-256	973	213	311	61	6	31	211	32-49
Schmidt, Jarrod	2000-02	.284	181-173	617	109	175	32	3	32	131	12-13
Schroeder, Bill	1977-79	.300	131-NA	454	98	136	23	3	22	93	29-NA
Schroeder, Bryan	1994-97	.241	96-12	83	24	20	2	3	2	8	1-5
Seel, George	1956	.269	NA-NA	26	5	7	0	0	1	4	0-NA
Seibert, Kurt	1974-76	.328	115-NA	408	113	134	16	6	2	39	38-NA
Severs, Johnny	1969-71	.276	129-NA	373	93	103	10	14	2	44	36-NA
Sexton, Jay	1980,81	.252	68-NA	107	27	27	6	1	0	8	19-21
Shaffer, Richie	2010,11	.318	111-107	380	107	121	26	2	20	91	10-11
Sharman, Howard	1964,67	.191	43-NA	89	15	17	4	1	3	17	0-NA
Shaver, Tommy	1963	.294	21-NA	34	8	10	0	1	0	1	2-NA
Sheaffer, Danny	1980	.213	31-NA	80	9	17	2	2	0	4	2-3
Shealy, Don	1955-57	.292	NA-NA	154	29	45	8	2	3	30	3-NA
Shealy, Lonnie	1954,55	.358	27-NA	81	16	29	4	0	2	10	1-NA
Sheriff, Glenn	1956	.333	NA-NA	42	4	14	0	0	2	6	0-NA
Shumake, Brooks	1982-84	.284	155-NA	585	154	166	29	4	22	88	71-84
Siepe, Jeff	1970,71	.200	33-NA	50	5	10	0	1	0	5	4-NA
Simons, Neil	1977-80	.335	215-NA	805	195	270	41	14	23	164	44-NA
Singleton, Justin	1998-00	.292	152-98	383	85	112	22	4	6	82	20-26
Sipp, Tony	2004	.280	62-54	211	48	59	13	4	1	23	20-24
Slevin, David	2002,03	.306	115-104	395	74	121	18	2	5	52	7-14
Smith, Brodie	1994	.216	22-7	37	3	8	2	0	0	3	0-1
Smith, Bryan	1981,82	.259	81-NA	255	56	66	14	3	4	48	3-4
Smith, Buster	1967-69	.244	82-NA	287	36	70	9	0	6	44	4-NA
Smith, Dale	1963-65	.225	30-NA	40	5	9	0	0	0	5	0-NA

Player	Year(s)	Avg	G-S	AB	R	H	2B	3B	HR	RBI	SB
Smith, Jameson	2006	.125	15-2	16	0	2	0	0	0	0	0-0
Smith, Joe	1955	.308	14-NA	52	8	16	2	0	1	6	0-NA
Smith, Jon	2000-02	.267	31-2	30	7	8	3	0	1	6	0-0
Smith, Marquez	2006,07	.315	130-127	473	107	149	33	3	23	104	11-15
Smith, Tad	1990,91	.250	37-NA	60	12	15	1	1	1	6	0-0
Smith, Tommy	1985	.253	31-NA	87	12	22	5	1	2	12	1-1
Sokohl, Jack	1969	.000	3-NA	2	0	0	0	0	0	0	0-NA
Spears, Derek	1982,84,85	.279	100-NA	165	48	46	4	0	0	11	30-36
Spiers, Bill	1985-87	.325	173-NA	681	169	221	34	17	17	119	60-68
Spiers, Bud	1956-58	.254	NA-NA	256	44	65	7	3	7	44	4-NA
Spiers, Michael	1988-91	.301	184-NA	522	128	157	31	1	16	110	32-38
Springs, Ashley	1996	.200	8-0	5	0	1	0	0	0	1	0-0
Sprouse, Dave	1959-61	.238	26-NA	21	3	5	1	0	0	2	0-NA
Squires, Bob	1984	.145	24-NA	62	7	9	1	0	1	12	0-0
Stanley, Henri	1997-00	.293	231-170	666	191	195	39	8	17	122	57-64
Stanley, John	1969	.214	8-NA	14	4	3	0	1	0	4	0-NA
Steele, Bill	1987	.346	53-NA	104	22	36	8	0	4	30	4-5
Stefan, Todd	1988-91	.288	211-NA	624	140	180	33	9	5	95	45-54
Stidham, Ryan	1991	.222	13-1	18	7	4	0	0	1	1	0-0
Stolz, Jason	2009-11	.283	155-127	417	69	118	20	0	3	62	19-25
Stombaugh, Skip	1971,73	.000	7-NA	8	2	0	0	0	0	1	0-NA
Stone, Casey	1998-01	.337	225-170	736	168	248	35	6	3	131	59-71
Storrier, Travis	2004-06	.329	171-170	624	124	205	38	5	22	121	7-10
Stowe, Harold	1957-59	.212	NA-NA	99	8	21	4	1	0	4	0-NA
Strickland, David	1981	.219	11-NA	32	5	7	0	1	0	3	1-1
Stryhas, Paul	1998	.355	22-7	31	6	11	5	0	0	11	0-0
Suggs, Dick	1959	.205	29-NA	78	17	16	3	2	1	7	5-NA
Surber, Jon	2011	.250	4-0	4	1	1	0	0	0	0	0-0
Sutton, George	1964-66	.279	84-NA	305	64	85	8	5	20	73	1-NA
Swanner, Jamie	1983	.289	45-NA	135	15	39	6	0	0	21	0-3
Swetenburg, Dick	1954-56	.222	NA-NA	167	39	37	3	3	4	22	5-NA
Taulbee, Andy	1993	.000	31-9	3	0	0	0	0	0	0	0-0
Taylor, Joe	1992,93	.294	117-111	394	79	116	16	4	2	55	22-26
Taylor, Joey	1961,62	.359	38-NA	117	35	42	10	2	5	28	1-NA
Templeton, Jim	1955	.000	4-NA	3	0	0	0	0	0	0	0-NA
Terrill, Brett	1974,75	.239	59-NA	201	45	48	12	1	4	39	8-NA
Teufel, Tim	1979,80	.367	101-NA	365	102	134	30	4	24	116	26-29
Thelling, Ron	1976	.000	8-NA	13	0	0	0	0	0	0	0-NA
Thompson, Tommy	1985,86	.296	107-NA	389	59	115	22	5	5	78	8-16
Threadgill, Henry	1986-89	.314	217-NA	722	153	227	38	12	8	136	85-102
Toth, Bill	1955,56	.167	NA-NA	12	0	2	0	0	0	0	0-NA
Trado, Bill	1956	.111	NA-NA	9	1	1	0	0	0	0	0-NA
Tripp, David	1988,89	.217	60-NA	46	9	10	2	1	0	4	4-5
Triplett, Russell	2001-04	.312	222-178	698	132	218	43	1	11	98	17-29
Tucker, Steve	1973-76	.317	131-NA	502	102	159	38	9	12	102	19-NA
Urrico, Anthony	2001	----	9-0	0	0	0	0	0	0	0	0-0
Valiente, Roberto	2002,03	.271	82-50	221	35	60	11	2	1	28	2-5
Van Dyke, Steve	1980-83	.213	135-NA	263	40	56	9	0	1	30	5-6
Van Volkenburg, Dave	1969-72	.224	101-NA	259	39	58	4	10	6	48	8-NA
Veronee, Jack	1961	.345	18-NA	58	9	20	3	0	1	19	0-NA
Vessell, Jeff	1997-99	.150	31-0	20	2	3	1	0	0	2	0-0
Vincent, Damon	1961-63	.258	45-NA	93	16	24	3	1	6	17	1-NA
WalDROP, Kenny	1966	.250	7-NA	4	3	1	0	0	0	0	1-NA
Walling, Denny	1975	.421	38-NA	140	46	59	9	3	13	60	11-NA
Ward, Adam	2007-09	.286	23-1	14	2	4	0	0	0	1	0-0
Ward, Mike	1969,70	.248	54-NA	133	26	33	4	0	2	21	5-NA
Ward, Ryan	1995,96	.000	29-0	15	2	0	0	0	0	2	0-0
Waters, Keith	1966-68	.270	101-NA	382	67	103	8	6	4	49	21-NA
Watson, Charlie	1965-67	.293	56-NA	99	15	29	5	4	0	21	0-NA
Watson, Reed	1966,68	.125	18-NA	40	8	5	1	0	0	4	0-NA
Weeks, Calvin	1969-72	.277	158-NA	571	88	158	25	7	11	84	8-NA
Weems, Billy	1977-80	.315	194-NA	674	157	212	31	13	13	110	68-NA
Weisman, John	1968	.000	2-NA	2	1	0	0	0	0	1	0-NA
West, Mike	1972	.273	7-NA	11	3	3	1	0	0	0	0-NA
Whitaker, Oliver	1987	.000	21-NA	1	0	0	0	0	0	0	0-0
White, Craig	1969-71,73	.329	156-NA	559	109	184	36	12	27	127	8-NA
Whitfield, Larry	1967	.250	6-NA	4	0	1	0	0	0	0	0-NA
Whitfield, Mike	1968,69	.000	16-NA	10	1	0	0	0	0	0	0-NA
Widmann, Stan	2005-09	.284	194-191	701	110	199	30	5	8	90	39-42
Wilkinson, Steve	2011	.173	42-12	52	13	9	0	0	0	5	1-3
Williams, David	2005	.184	33-9	49	8	9	4	0	0	2	2-2
Williams, Keith	1991-93	.332	160-131	557	113	185	40	5	35	166	12-22
Williams, Ray	1984-87	.286	200-NA	590	141	169	28	13	34	133	70-78
Williams, Russ	1969	.400	15-NA	15	4	6	1	0	0	5	1-NA
Williams, Steve	1984-87	.309	177-NA	482	107	149	22	9	11	94	28-39
Wilson, Larry	1956-58	.226	NA-NA	195	18	44	7	2	1	28	0-NA
Wilson, Mitch	1981-84	.254	115-NA	224	45	57	8	1	4	37	7-10
Wilson, Rick	1971,72	.154	18-NA	39	3	6	3	0	0	2	0-NA
Wingo, Billy	1974-77	.296	152-NA	510	114	151	18	7	5	90	41-NA
Wisniewski, Gene	1977,78	.272	53-NA	125	18	34	3	0	0	22	4-NA
Wood, Matt	1997	.000	1-0	1	0	0	0	0	0	0	0-0
Wrenn, David	1963,65	.308	17-NA	13	2	4	0	0	0	3	0-NA
Yeargin, Ray	1956	.000	NA-NA	1	4	0	0	0	0	0	0-NA
Young, Rick	1969,70	.280	56-NA	168	32	47	10	1	5	28	2-NA
Youngman, Steve	1978,79	.225	62-NA	169	31	38	6	1	4	17	6-8
Zupa, Ron	1966-68	.242	96-NA	306	43	74	17	4	5	40	3-NA
NA - not available; Note: Stats from 1954-11; year(s) denote(s) season(s) player played at a position, not necessarily every season he played in a game at Clemson; returning players in bold .											

INDIVIDUAL CAREER PITCHING STATS (ACC ERA)

Player	Year(s)	ERA	W-L	G-S	SV	IP	H	R	ER	BB	SO
Abbott, Gus	1958	9.00	0-0	1-0	NA	1.0	2	2	1	2	0
Adams, Brian	1997-99	5.57	11-9	57-20	1	176.0	201	126	109	84	128
Adams, Darren	1998	3.52	0-0	7-0	0	7.2	7	3	3	1	9
Adams, Mark	1971-73	5.16	3-5	19-11	NA	66.1	60	50	38	57	55
Additon, Matt	1997-00	5.16	19-8	98-5	8	198.2	215	138	114	95	186
Allen, Chris	2006	0.00	0-0	1-0	0	1.0	0	0	0	0	0
Anderson, Alan	1969	6.00	1-0	3-1	NA	6.0	5	4	4	6	2
Anderson, Chris	1981	9.64	0-1	4-1	0	4.2	8	7	5	5	0
Angel, Jason	1990-92	3.00	25-6	48-34	0	228.0	195	97	76	90	156
Armour, Alan	1979,81	4.05	3-4	15-0	0	26.2	28	15	12	16	12
Baker, Jimmy	1970,72-74	5.07	2-5	29-2	NA	60.1	63	49	34	39	36
Baldwin, Chuck	1986,87	2.61	4-3	22-0	6	38.0	34	14	11	11	26
Barnes, Brian	1986-89	2.97	44-10	78-65	3	475.1	379	220	157	250	513
Bendinelli, Chad	2000,02	6.75	0-0	13-0	0	13.1	13	10	10	9	4
Bennett, James	1996	9.00	0-0	1-0	0	1.0	0	1	1	1	0
Benson, Kris	1994-96	2.90	29-8	50-47	1	319.2	268	139	103	79	356
Berken, Jason	2003,04,06	3.04	18-6	47-36	0	186.2	171	88	63	77	156
Berney, Scott	2000	3.39	9-4	17-17	0	106.1	96	42	40	25	59
Bevis, Jay	1969-72	2.13	13-9	69-2	20	147.2	102	44	35	57	98
Biegert, Mark	1986	9.00	0-0	3-0	0	2.0	1	2	2	2	0
Bigwood, Dave	1973	3.77	2-2	14-1	0	28.2	29	16	12	11	17
Boettcher, Donny	1970	1.40	1-1	6-3	NA	19.1	15	4	3	14	5
Bond, William	2007,08	4.50	0-0	7-0	0	6.0	10	5	3	2	7
Bonekat, Bill	1967-69	3.20	5-3	20-5	NA	59.0	59	32	21	30	46
Boozier, Thomas	1999-02	5.50	10-4	88-9	4	145.2	180	101	89	59	98
Botkin, Alan	1986-89	4.33	23-11	57-43	0	257.2	258	161	124	162	197
Boyer, John	1989	2.45	0-0	7-0	0	7.1	10	4	2	4	4
Bradford, Eric	1990-92	3.15	10-4	65-0	4	97.0	88	36	34	31	86
Bradford, Jeff	1971-74	3.25	6-5	30-15	NA	110.2	92	61	40	58	82
Bradley, Len	1979,80	3.34	12-3	43-14	12	164.1	133	78	61	81	146
Brady, Kevin	2009-11	3.91	3-0	36-8	1	71.1	75	35	31	14	86
Briley, Paxton	1990-92	3.24	15-4	44-20	1	180.1	168	76	65	58	135
Brizek, Seth	1993,95	10.13	0-0	6-0	0	8.0	13	9	9	5	8
Brown, Mike	1978-80	3.25	23-9	48-40	1	257.1	221	124	93	96	178
Browning, Skip	1997-99	5.18	11-8	43-25	0	147.2	165	112	85	72	118
Bryant, Russell	1970,71	5.61	1-0	15-4	NA	43.1	57	37	27	22	22
Burnett, John	1985,86	5.44	2-2	38-0	5	51.1	50	33	31	44	33
Burnette, Bill	1961,62	3.18	3-0	12-2	NA	22.2	20	16	8	12	7
Burttram, Jody	1979,81	16.20	0-0	3-0	0	3.1	9	9	6	3	3
Callahan, Sonny	1973	9.00	0-0	3-0	0	4.0	5	4	4	3	2
Campbell, Matt	2011	3.09	1-0	16-0	2	23.1	12	9	8	15	25
Carter, Chris	1992,93	5.06	0-0	6-0	0	5.1	4	3	3	5	4
Casey, Greg	1963,64	4.15	9-4	22-10	NA	97.2	101	63	45	26	52
Chapman, Tommy	1963-65	3.12	12-7	38-26	NA	213.1	179	107	74	114	210
Charpia, Rusty	1986	9.00	0-0	1-0	0	1.0	2	2	1	0	1
Childs, Ryan	2000-02	5.42	7-4	41-16	1	103.0	115	79	62	41	63
Clackum, Scott	1997,98	1.50	10-5	47-0	13	78.0	55	18	13	25	75
Clark, Sean	2006	2.50	2-0	11-2	0	36.0	28	12	10	10	30
Clayton, Pat	2003	3.21	1-0	10-0	0	14.0	9	8	5	7	17
Cline, Steve	1973,74	1.94	16-5	24-22	0	162.0	114	52	35	81	137
Cline, Ty	1959,60	2.78	5-1	13-10	NA	64.2	49	27	20	23	66
Clyne, Stephen	2005-07	2.84	8-3	66-0	5	98.1	90	38	31	34	104
Cohen, Earl	1966,67	2.49	2-1	13-1	NA	25.1	13	13	7	13	13
Collins, Pat	1997	6.89	4-1	12-11	0	49.2	66	45	38	36	49
Compton, George	1954-56	NA	NA-NA	12-NA	NA	NA	NA	NA	NA	NA	NA
Cone, Mickey	1954	NA	NA-NA	3-0	NA	NA	NA	NA	NA	NA	NA
Cook, Brandt	1999,00	8.50	1-1	9-0	0	18.0	23	21	17	15	10
Cositore, Vince	1972	6.75	0-0	1-0	NA	4.0	7	4	3	0	1
Cram, Josh	2001	4.20	4-2	28-0	6	40.2	48	25	19	11	38
Cribb, Josh	2003-06	3.47	22-7	68-32	2	282.1	274	128	109	71	257
Crosland, Ben	1954,55	NA	3-NA	11-8	NA	61.2	NA	NA	NA	NA	66
Cruz, Tomas	2009,10	4.27	5-6	48-0	7	86.1	80	43	41	34	36
Currier, Steve	1985	7.11	2-3	18-0	1	25.1	29	22	20	11	17
Curtis, John	1968	1.80	4-3	7-5	NA	40.0	22	13	8	19	42
Dawsey, Jason	1993-95	3.55	22-8	62-42	1	304.1	294	146	120	87	276
Deese, Kyle	2009	2.70	0-0	7-0	0	6.2	3	3	2	9	7
Delk, Trey	2008,09	3.70	6-2	25-16	0	92.1	99	44	38	37	75
Demarest, Alan	1968-70	4.07	7-4	36-10	NA	117.1	107	71	53	58	72
Drake, Johnny	1956	2.56	4-2	9-NA	NA	45.2	29	13	13	34	49
Duke, Bill	1980-82	3.99	12-6	39-27	1	173.2	194	110	77	74	76
Dwyer, Chris	2009	4.92	5-6	17-17	0	86.0	76	52	47	33	95
Edgeworth, Teak	1958	12.41	0-1	5-1	NA	12.1	20	19	17	11	6
Edwards, Dick	1964	-----	0-1	1-1	NA	0.0	3	5	5	3	0
Eggleston, Jamie	1992-95	3.13	6-2	58-0	2	95.0	103	54	33	35	56
Ellis, Rob	2001	4.50	0-0	3-0	0	2.0	3	2	1	2	2
Elrod, Frank	1957	0.00	0-0	4-0	NA	4.0	5	1	0	0	3
Eubanks, Charlie	1959	6.00	0-0	2-0	NA	3.0	1	2	2	5	2
Farina, Alan	2007	3.77	6-3	25-2	1	57.1	41	26	24	27	72
Faris, Stephen	2004-06	3.24	16-10	55-33	1	242.0	223	107	87	56	189
Faw, Brian	1989,90	3.92	7-5	39-16	5	131.0	141	76	57	45	103
Fidrych, Chris	2005,07	4.19	0-0	20-0	0	19.1	16	9	9	8	16
Florenzia, Drew	2005,06	5.65	2-1	30-1	2	36.2	44	24	23	20	38
Firth, Scott	2010,11	3.27	7-2	32-11	0	82.2	85	45	30	39	63
Fisher, Jeff	1982,84,85	5.35	1-6	22-2	2	35.1	54	24	21	30	16
Frank, Kyle	1999	20.25	0-0	1-0	0	1.1	4	3	3	0	1
Frazier, Jeff	1986	9.00	0-0	1-0	0	1.0	2	1	1	1	1
Frazier, Ron	1988-90	4.01	16-7	63-30	6	215.2	205	126	96	99	177
Frederick, Alex	2009-11	3.62	8-5	66-3	7	107.0	102	49	43	45	91

CASEY HARMAN HAD A 3.86 ERA AND 238 STRIKEOUTS AGAINST ONLY 60 WALKS IN 251.2 INNINGS PITCHED AS A TIGER FROM 2008-10.



Player	Year(s)	ERA	W-L	G-S	SV	IP	H	R	ER	BB	SO
Frick, Talmadge	1962	6.00	0-0	6-0	NA	9.0	15	6	6	4	4
Gallagher, Glenn	1981	1.96	2-0	8-0	1	18.1	15	6	4	8	12
Gambrell, Sam	1957	5.63	0-2	5-3	NA	24.0	29	16	15	10	13
Gardner, Jack	1958	2.70	0-0	3-0	NA	3.1	2	2	1	4	2
Gerhardt, Rusty	1969-72	2.39	34-14	59-55	NA	384.1	254	132	102	163	382
Gibson, Nelson	1966-68	2.64	12-1	31-12	NA	112.2	92	51	33	39	80
Gilbert, Jeff	1981-83	3.10	21-5	42-36	1	246.2	198	99	85	96	134
Glaser, Nick	2000,01	3.20	4-5	51-3	16	81.2	83	36	29	39	84
Graham, Lindsay	1970-73	2.68	21-10	48-32	NA	235.0	193	82	70	75	151
Gray, Doug	1979	0.00	0-0	1-0	0	2.0	0	0	0	2	1
Gross, Jason	1988	27.00	0-0	2-0	0	1.0	0	3	3	4	0
Guin, Greg	1980,81	1.04	2-0	7-0	0	17.1	13	3	2	5	12
Gullickson, Craig	2008,09	4.19	5-2	28-6	0	53.2	61	32	25	23	43
Hackett, Roger	1982	3.45	1-0	14-3	2	31.1	37	16	12	12	14
Hahn, Jeff	2002-05	3.72	15-8	88-11	7	205.2	208	100	85	80	158
Harbeson, Gene	1961,62	3.51	3-4	13-8	NA	56.1	55	37	22	35	33
Harman, Casey	2008-10	3.86	16-12	68-34	1	251.2	257	119	108	60	238
Harrelson, Paul	2000-03	3.70	10-4	78-3	14	109.1	121	56	45	34	83
Harrison, Donovan	1998	4.97	4-3	16-1	2	50.2	46	32	28	17	44
Hartnett, Jim	1981	7.36	0-1	9-0	1	18.1	21	18	15	16	1
Harvey, Kris	2003-05	5.82	15-5	40-33	1	159.1	179	112	103	82	126
Haselden, David	2009-11	3.26	11-5	54-7	5	135.1	133	64	49	28	94
Hauser, Scott	1995-97	5.40	11-6	50-17	0	143.1	155	99	86	55	76
Hawkins, Heyward	1962	12.00	0-0	1-0	NA	3.0	5	4	4	2	1
Hack, Chris	1999	2.23	6-1	18-0	5	32.1	29	10	8	15	26
Hendley, Bailey	1958-60	4.11	11-3	30-19	NA	133.2	116	78	61	86	105
Henrie, Matt	1999,01,02	3.28	19-8	44-28	3	183.2	177	89	67	55	136
Hess, David	1982	4.55	0-1	13-1	2	27.2	34	20	14	18	11
Hester, Ricky	1983	2.42	0-2	14-0	1	22.1	13	8	6	19	13
Hinson, Ryan	2006-09	3.69	15-8	85-27	2	219.1	213	120	90	97	200
Hogan, Patrick	2001-04	4.22	8-8	79-8	18	190.0	190	105	89	64	176
Holtz, Mike	1991-94	3.31	19-5	72-23	7	214.2	179	100	79	107	220
Hoover, Donnie	1982,83	4.31	7-8	38-11	4	117.0	121	74	56	46	48
Hourigan, Jeff	2002,03	5.04	1-2	23-3	3	44.2	47	27	25	16	45
Howard, Chris	2005,06	2.45	1-0	7-0	0	7.1	6	2	2	1	2
Hudgins, Tom	1968-70	3.97	10-9	34-18	NA	122.1	123	79	54	72	84
Huggins, Mike	1986,87,89	5.37	4-3	41-0	4	65.1	73	43	39	26	41
Humphries, Leonard	1954-56	NA	7-NA	25-20	NA	140.2	NA	NA	NA	NA	91
Jackson, Steven	2001-04	4.62	19-8	67-34	0	220.0	239	136	113	97	146
James, Bill	1966-68	2.59	7-3	28-10	NA	94.0	79	32	27	28	66
Jay, John	1984,85	7.00	1-1	15-8	2	36.0	43	34	28	36	27
Jaynes, Johnny	1968	18.00	0-0	1-0	NA	1.0	2	3	2	3	0
Jersild, Aaron	1988,90-92	3.66	17-7	75-23	8	199.1	186	104	81	85	139
Johnson, Addison	2011	9.00	0-0	1-0	0	1.0	3	1	1	0	0
Johnson, Laval	1967-69	3.24	4-5	21-13	NA	89.0	76	47	32	63	66
Jones, Johnny	1962	20.25	0-0	1-0	NA	1.1	3	3	3	3	0
Kendall, Chet	1990,91	2.72	4-1	28-0	2	49.2	32	19	15	28	49
Kent, Mike	2010,11	8.80	1-1	7-2	0	15.1	16	16	15	13	8
Kenyon, Bobby	1978-80	3.34	18-10	44-31	1	212.2	190	99	79	71	136
Keppen, Jeff	1993,94	5.37	4-4	37-6	0	67.0	76	57	40	56	49
Key, Jimmy	1980-82	3.64	20-14	53-46	0	318.0	304	161	129	104	191
Kimbrell, Mike	1988-91	3.63	17-1	55-16	0	156.1	137	77	63	75	118
Koch, Billy	1994-96	3.74	21-9	51-44	1	276.2	215	148	115	131	338
Kopp, David	2005-07	4.18	16-8	60-32	1	228.1	233	131	106	76	167
Kyle, Kevin	2010	3.00	0-1	13-0	0	12.0	10	8	4	5	

INDIVIDUAL CAREER PITCHING STATS (ACC ERA)

Player	Year(s)	ERA	W-L	G-S	SV	IP	H	R	ER	BB	SO
Lakey, Ed	1958	4.12	6-2	16-8	NA	72.0	73	46	33	39	55
Lamb, Will	2009-11	4.47	5-5	43-15	3	98.2	103	55	49	44	74
LaMura, B.J.	2000-02	5.48	6-2	43-8	1	88.2	84	63	54	54	96
Lawrimore, Wayne	1973	6.00	1-1	4-3	0	12.0	11	11	8	10	8
Lawton, John	1992	1.69	0-0	3-0	0	5.1	4	1	1	3	2
Laycock, Bobby	1983	3.14	1-0	7-1	0	14.1	17	10	5	14	2
Lee, Larry	1973,74	5.36	2-3	14-8	1	40.1	42	34	24	28	23
Leone, Dominic	2010,11	4.21	9-4	37-22	0	124.0	122	71	58	52	112
Lilley, Laurus	1979,80	10.38	0-2	6-0	0	8.2	13	12	10	5	4
Lodgek, Ed	1966,67	5.11	1-1	11-5	NA	37.0	33	23	21	30	24
Lombardi, Justin	1999,00	9.00	0-0	14-0	1	12.0	17	14	12	15	21
Lowell, Bob	1964,65,67	3.58	0-3	19-4	NA	50.1	56	36	20	27	24
Lowery, Phillip	1986-88	3.52	15-4	59-8	4	168.2	184	78	66	32	102
Lumsden, Tyler	2002-04	4.23	17-7	58-37	2	225.1	218	131	106	107	223
Lynn, Kevin	2000,01	4.34	7-4	40-9	1	105.2	122	59	51	32	96
Lyon, Tommy	1962,63	3.67	9-5	27-13	NA	122.2	133	73	50	39	76
Mahoney, Collin	2004	6.63	1-3	16-0	0	19.0	23	15	14	12	26
Mahony, Bob	1974-76	3.24	10-5	24-15	1	125.0	106	58	45	61	111
Malec, Mark	1975	2.65	1-0	5-1	1	17.0	10	5	5	15	14
Malkmus, David	1977	7.13	1-0	7-3	1	17.2	17	15	14	16	8
Mallon, Tom	1980-84	3.36	12-7	51-22	4	155.1	146	82	58	87	103
Marchal, Doug	1985-87	5.88	6-3	33-7	5	67.1	86	53	44	43	35
Markley, Jim	1960	0.00	0-0	1-0	NA	2.1	7	8	0	1	1
Martin, Alex	2006-08	6.39	3-0	32-0	0	31.0	38	24	22	17	20
Martin, Glenn	1981-83	4.57	5-4	35-0	1	65.0	72	37	33	34	32
Martin, Lynn	1981-83	4.42	2-7	53-0	7	77.1	80	48	38	34	44
Masone, Tony	1977	0.00	0-0	1-0	0	0.2	4	5	0	1	0
Matthews, Houston	1974,76,77	3.82	8-2	28-5	8	92.0	89	47	39	45	64
Matz, Brian	1994-96	4.43	8-1	51-9	4	107.2	110	63	53	47	84
Mazey, Randy	1985,86,88	5.51	7-1	22-13	0	96.1	104	71	59	55	47
McDonald, Leon	1957,58	4.82	1-2	11-3	NA	37.1	42	23	20	20	22
McKinney, Clinton	2008,09	6.00	4-0	28-0	0	36.0	44	32	24	15	25
Meekins, Larry	1974,75	2.80	8-4	32-6	5	112.2	98	48	35	42	71
Meyer, Jonathan	2010,11	4.08	7-3	43-7	3	97.0	89	46	44	27	86
Milchin, Mike	1987-89	2.79	7-3	46-5	13	90.1	62	37	28	40	102
Miller, David	1993	7.15	0-0	6-0	0	11.1	15	10	9	5	9
Miller, Scott	1991,92	3.44	19-4	33-26	2	178.0	171	88	68	84	134
Mishoe, Wayne	1974,75	2.70	1-0	4-0	0	3.1	2	1	1	2	0
Mitchell, D.J.	2007,08	3.40	11-5	35-21	0	151.0	145	72	57	56	155
Mitchell, John	1975	11.25	0-1	3-0	0	4.0	3	5	5	6	2
Moorefield, Joseph	2010,11	5.40	2-1	30-0	0	20.0	24	14	12	10	13
Moschella, Mike	1990,91	4.76	0-0	4-0	0	5.2	6	5	3	2	4
Moskos, Daniel	2005-07	3.25	10-13	81-10	16	149.2	148	63	54	67	147
Mottl, Ryan	1997-00	4.82	33-19	72-68	0	414.1	437	259	222	145	360
Mounce, Richard	2009	7.94	0-0	5-0	0	5.2	8	5	5	0	1
Murphy, Brett	2003	3.06	1-1	14-1	0	17.2	18	10	6	10	9
Murr, Jack	1974	2.71	4-4	11-11	0	63.0	49	26	19	41	33
Murray, Ken	1971	9.64	0-0	2-1	NA	4.2	6	5	5	3	4
Musselman, Ron	1976,77	2.64	20-5	31-29	0	228.1	176	84	67	95	185
Myers, Pete	1966,67	3.07	7-5	25-7	NA	85.0	76	36	29	30	68
Needham, Rick	1969	37.80	0-0	2-0	NA	1.2	4	8	7	5	0
O'Dell, Billy	1954	0.79	8-3	14-11	NA	91.1	56	26	8	35	111
Odle, Dennis	1971	3.06	1-1	5-3	NA	17.2	13	6	6	11	14
Olson, Dave	1961,62	5.63	6-6	21-11	NA	76.2	76	63	48	59	47
Owens, Randy	1973	3.24	1-0	9-2	0	33.1	24	17	12	25	18
Paradis, Mike	1997-99	5.42	11-3	41-29	0	171.0	169	124	103	104	164
Parker, Tim	1987,88,90	3.22	13-6	45-35	1	187.0	146	90	67	104	146
Parmer, Bill	1965-67	2.59	18-3	37-29	NA	194.2	149	73	56	118	155
Parrish, Scott	1981,83,84	2.86	21-3	40-32	1	226.1	187	92	72	110	124
Parsons, Jeff	1997	7.71	2-0	20-4	2	37.1	46	34	32	24	44
Pasqualini, Charlie	1959-61	6.28	2-2	20-3	NA	38.2	42	32	27	20	20
Paulling, Bob	1983,84	5.40	0-0	5-0	0	6.2	10	4	4	2	1
Pawlowski, John	1983-85	3.88	21-12	54-30	5	241.1	224	143	104	107	155
Pawlowski, John A.	1989-91	4.08	6-2	34-13	0	88.1	84	50	40	67	87
Peele, Tim	1988-91	4.60	11-1	71-4	6	107.2	102	66	55	68	83
Penale, Joe	1970	0.00	0-0	1-0	NA	3.0	4	0	0	4	2
Phillips, Chad	1990-93	3.51	17-3	57-19	7	187.1	189	89	73	56	140
Pohle, Kevin	2011	1.93	5-2	17-3	0	32.2	37	9	7	10	17
Pomeranz, Mike	1987,88	6.13	5-4	24-13	1	72.0	70	55	49	63	51
Porter, Chuck	1974-76	2.43	24-6	40-34	0	270.0	204	95	73	113	173
Powers, Scott	1984	0.00	0-0	1-0	0	1.0	2	0	0	1	0
Proto, Mike	1998-01	4.96	2-0	56-8	1	101.2	111	66	56	45	95
Qualters, Tommy	1975-78	4.00	12-1	36-9	9	117.0	116	66	52	34	82
Quintrell, Randy	1974-77	3.19	20-10	43-33	3	231.0	216	104	82	117	109
Reba, Steve	1999-02	4.11	33-11	78-45	2	319.1	316	171	146	124	263
Rhue, Mike	1998,00	3.52	0-0	9-0	0	7.2	10	7	3	6	4
Rice, Tim	1981-84	4.05	13-6	50-18	3	164.1	158	104	74	48	97
Richard, Steve	2006	4.30	0-1	21-0	4	23.0	29	12	11	9	14
Rohrbaugh, Robert	2003-05	3.96	12-9	65-29	2	202.1	210	102	89	76	153
Roller, Jimmy	1959-61	2.94	9-6	36-13	NA	156.0	137	67	51	37	93
Roper, Doug	1996,99	5.46	1-0	16-0	1	28.0	29	19	17	8	21
Rothlin, Trent	2008	9.69	1-0	7-3	0	13.0	14	15	14	11	6
Russell, Don	1969	0.00	0-0	2-0	NA	3.1	4	0	0	2	1
Santivasci, Jerome	1985,87-89	2.88	15-6	70-2	9	153.0	143	59	49	59	122
Sarratt, Justin	2007-11	4.20	13-7	80-25	1	193.0	211	110	90	41	136
Sauve, Jeff	1992-95	4.09	18-7	73-16	2	204.2	201	115	93	73	154
Saylors, Robby	1954	NA	NA-NA	1-1	NA	NA	NA	NA	NA	NA	NA
Schmidt, Jarrod	2000-02	4.17	18-3	37-30	0	174.2	181	96	81	85	130

Player	Year(s)	ERA	W-L	G-S	SV	IP	H	R	ER	BB	SO
Schmitt, Paul	1977-79	4.41	6-2	30-4	3	81.2	83	50	40	27	34
Schnabel, Brock	2007,08	18.00	1-1	6-0	0	5.0	8	10	10	2	4
Scott, Ray	1996,97	6.80	3-1	24-3	0	43.2	63	35	33	16	32
Seybt, Paul	1994	1.50	0-0	7-0	0	12.0	13	2	2	4	4
Shealy, Don	1955-57	NA	4-NA	16-NA	NA	89.0	NA	NA	NA	NA	46
Shepard, David	1996	2.83	3-2	27-0	5	28.2	20	11	9	13	33
Sipp, Tony	2004	4.69	2-2	22-3	2	48.0	53	28	25	17	59
Smith, Dale	1963-65	3.66	9-6	30-12	NA	115.2	95	71	47	52	94
Snyder, Brian	1977-79	3.31	18-6	41-35	1	228.2	204	117	84	120	185
Sokohl, Jack	1969	27.00	0-1	3-2	NA	3.2	2	11	11	13	1
Spencer, Jeff	1978	6.00	0-0	1-0	1	3.0	2	2	2	0	1
Spires, Adam	1997,98	9.24	1-1	20-0	0	25.1	32	32	26	25	22
Sprouse, Dave	1959-61	3.73	5-6	23-9	NA	72.1	62	39	30	39	38
Stanley, John	1969	0.00	0-0	2-0	NA	3.0	1	0	0	1	3
Steele, Bill	1984-87	4.47	19-10	62-38	1	276.0	269	167	137	122	97
Stone, George	1984,85	3.38	16-9	31-28	0	208.0	205	108	78	56	150
Stoneburner, Graham	2008,09	4.59	13-9	36-21	1	135.1	148	82	69	40	123
Stowe, Harold	1957-59	2.32	24-13	49-31	NA	279.1	223	113	72	103	279
Sturgeon, Chris	1993	2.63	2-0	11-3	0	24.0	20	7	7	17	13
Sullivan, Mike	1977-79	2.65	20-3	36-31	0	203.2	169	82	60	78	153
Surber, Jon	2011	0.00	0-0	5-0	0	4.2	4	1	0	4	6
Sutton, George	1966	3.00	2-0	2-2	NA	9.0	7	4	3	4	8
Taulbee, Andy	1992-94	3.16	27-8	63-39	4	279.1	265	133	98	73	235
Thrallkill, Josh	2007,09,10	5.49	0-0	16-1	0	19.2	23	13	12	1	18
Toth, Bill	1954-56	NA	NA-NA	15-1	NA	NA	NA	NA	NA	NA	NA
Trado, Bill	1956	NA	0-4	6-NA	NA	32.1	28	21	NA	NA	34
Trapp, Billy	1977-80	4.60	6-4	47-2	4	101.2	108	68	52	39	80
Tripp, David	1988-90	4.82	15-7	55-26	5	179.1	183	104	96	75	154
Trollia, Aaron	2003	8.87	0-1	18-1	0	23.1	38	27	23	9	24
Urrico, Anthony	2001	4.15	0-0	8-0	0	4	1	2	2	6	4
Van Vollenburg, Dave	1969-72	2.95	20-10	43-35	NA	222.2	193	104	73	98	195
Vaughn, Matt	2006-09	3.66	9-4	81-3	16	128.0	140	72	52	44	119
Vincent, Damon	1961-63	4.80	10-6	31-21	NA	148.0	127	95	79	117	148
Vining, Ken	1994-96	3.29	17-3	61-26	2	224.1	184	94	82	81	258
Waldrop, Kenny	1966	7.04	0-0	6-3	NA	15.1	13	12	12	15	9
Walker, Adam	2003,04	6.60	1-0	14-0	0	15.0	24	13	11	4	18
Watson, Charlie	1965-67	2.71	16-7	43-18	NA	186.0	136	70	56	79	186
Watson, Mark	1994,95	2.85	12-2	25-18	1	94.2	70	41	30	55	91
Weismann, Scott	2009-11	4.19	15-8	60-29	8	191.0	190	105	89	66	152
Welch, Scott	1986,87	8.15	1-0	19-0	2	35.1	46	33	32	16	20
Werner, Brian	1996,97	5.64	1-1	13-0	0	22.1	19	15	14	5	8
Whitaker, Oliver	1984-87	4.45	23-14	67-45	3	299.1	313	201	148	161	157
White, Matt	1996-98	5.39	9-4	41-18	1	137.0	157	107	82	72	114
Whitfield, Larry	1967	1.25	2-0	6-2	NA	21.2	15	3	3	8	8
Whitfield, Mike	1968-70	4.46	2-2	18-3	NA	42.1	44	27	21	15	21
Wiles, Lee	1982,83	4.50	7-4	36-10	3	84.0	86	53	42	57	55
Williams, Rodney	1993,95,96	4.23	2-1	44-0	0	55.1	56	31	26	26	44
Winchester, Scott	1993-95	1.70	13-5	87-0	34	132.2	89	37	25	47	122
Woessner, Dave	1977-79	3.53	11-6	47-2	14	104.2	105	53	41	44	60
Wolff, Billy	1982,84	8.44	0-1	11-0	1	10.2	13	11	10	5	7
Wrenn, David	1963,65	9.00	2-3	16-6	NA	40.0	53	46	40	43	37
Wyatt, Steve	1975,76	2.64	5-1	14-6	4	64.2	57	27	19	17	38
Zocchi, P.J.	2004-07	3.96	11-2	42-19	2	138.2	145	68	61	60	132
Zoltak, Matt	2007-08	6.04	5-3	37-4	0	50.2	58	37	34	27	38

HONORS & AWARDS

ABCA Atlantic Region Coach-of-the-Year

2010 - Jack Leggett

ACC Athlete-of-the-Year

1996 - Kris Benson, P

ACC Coach-of-the-Year

1954 - Bob Smith
1988 - Bill Wilhelm
1991 - Bill Wilhelm
1994 - Jack Leggett
1995 - Jack Leggett
2006 - Jack Leggett

ACC Player-of-the-Week

1989 - Brian Barnes, P (5/8)
Brian Barnes, P (5/22)
1990 - Tim Parker, P (4/24)
1991 - Jason Angel, P (4/29)
Michael Spiers, OF (5/13)
1992 - Keith Williams, OF (3/16)
Kevin Northrup, OF (3/23)
Joe Taylor, 2B (4/13)
1993 - Billy McMillon, 1B (3/1)
Jeff Morris, 2B (5/10)
1994 - Andy Taulbee, P (2/14)
Andy Taulbee, P (2/21)
Scott Winchester, P (4/4)
Mike Holtz, P (4/11)
David Miller, 1B (4/18)
Scott Winchester, P (5/2)
Mike Hampton, 3B (5/16)
Shane Monahan, OF (5/23)
Ken Vining, P (5/23)
1995 - David Miller, 1B (3/6)
Jason Dawsey, P (3/13)
Shane Monahan, OF (3/13)
David Miller, 1B (4/4)
Jason Dawsey, P (4/10)

Jamie Eggleston, P (5/1)
1996 - Kris Benson, P (2/26)
Kris Benson, P (3/11)
Kris Benson, P (3/25)
Kris Benson, P (4/15)
Kris Benson, P (4/29)
Kris Benson, P (5/6)
Billy Koch, P (5/6)
1997 - Matthew LeCroy, C (2/24)
1998 - Ryan Mottl, P (3/2)
Patrick Boyd, OF (3/9)
Matt Padgett, OF (4/6)
Brian Ellis, C (4/20)
Ryan Mottl, P (4/27)
1999 - Jason Harris, 1B (4/12)
Chris Heck, P (4/26)
2000 - Scott Berney, P (2/28)
Scott Berney, P (3/6)
Ryan Mottl, P (4/10)
Nick Glaser, P (4/17)
Khalil Greene, 3B (5/8)
2001 - Ryan Riley, 2B (2/26)
Matt Henrie, P (3/19)
Steve Reba, P (4/23)
Matt Henrie, P (5/7)
Steve Reba, P (5/14)
Khalil Greene, SS (5/14)
2002 - Jeff Baker, 3B (2/25)
Michael Johnson, 1B (3/4)
Khalil Greene, SS (3/18)
Khalil Greene, SS (4/29)
Khalil Greene, SS (5/6)
2003 - Tyler Lumsden, P (3/3)
Tyler Lumsden, P (3/10)
Paul Harrelson, P (4/28)
Michael Johnson, 1B (4/28)
Garrick Evans, OF (5/19)
Patrick Hogan, P (5/19)
2004 - Brad McCann, 3B (3/1)

Kris Harvey, P (4/5)
Garrick Evans, OF (4/19)
2005 - Kris Harvey, DH (3/21)
Stephen Faris, P (4/18)
Taylor Harbin, 2B (4/25)
Josh Cribb, P (5/16)
Josh Cribb, P (5/23)
Kris Harvey, DH (5/23)
2006 - Tyler Colvin, OF (3/27)
Andy D'Alessio, 1B (4/3)
Josh Cribb, P (4/10)
Marquez Smith, 3B (5/1)
Andy D'Alessio, 1B (5/15)
Tyler Colvin, OF (5/22)
2007 - Doug Hogan, C (4/30)
Marquez Smith, 3B (5/7)
Andy D'Alessio, 1B (5/14)
2008 - Graham Stoneburner, P (3/24)
Ryan Hinson, P (3/31)
Kyle Parker, OF/INF (4/28)
2009 - Justin Sarratt, P (4/6)
Chris Dwyer, P (4/13)
Kyle Parker, OF (4/13)
Jeff Schaus, OF (4/27)
2010 - Kyle Parker, OF (3/22)
Kyle Parker, OF (5/10)
Wilson Boyd, OF (5/24)
2011 - Richie Shaffer, 1B (4/4)
Brad Miller, SS (4/11)
Brad Miller, SS (5/2)
Justin Sarratt, P (5/2)
Brad Miller, SS (5/16)
Chris Epps, OF (5/23)

ACC Player-of-the-Year

1973 - Craig White, OF
1974 - Steve Cline, P
1975 - Denny Walling, OF
1976 - Chuck Porter, P

1985 - Jim McCollom, 1B
1986 - Chuck Baldwin, 1B
1989 - Brian Barnes, P
1990 - Brian Kowitz, OF
1995 - Shane Monahan, OF
1996 - Kris Benson, P
2002 - Khalil Greene, SS
2011 - Brad Miller, SS

ACC Rookie-of-the-Year

1995 - Matthew LeCroy, C
1998 - Patrick Boyd, OF

ACC Tournament MVP

1989 - Brian Barnes, P
1991 - Michael Spiers, OF
1993 - Jeff Morris, 2B
1994 - Shane Monahan, OF
2006 - Tyler Colvin, OF

All-ACC Tournament

1987 - Chuck Baldwin, 2B
Bert Heffernan, C
1988 - Brian Kowitz, DH
1989 - Brian Barnes, P
Rusty Charpia, SS
Brian Kowitz, OF
Mike Milchin, 1B
Henry Threadgill, 2B
1990 - Brian Kowitz, OF
Tim Rigsby, SS
1991 - Jason Angel, P
Jim Crowley, 2B
Eric Macrina, DH
Scott Miller, P
Michael Spiers, OF
1992 - Aaron Jersild, P
Kevin Northrup, OF
Joe Taylor, 2B
1993 - Billy McMillon, OF
Jeff Morris, 2B
Andy Taulbee, P
Keith Williams, OF
1994 - Mike Hampton, 3B
Shane Monahan, OF
Ken Vining, P
1995 - Gary Burnham, OF
Paul Galloway, 3B
Ken Vining, P
1996 - Jason Embler, 1B
Doug Livingston, 2B
1997 - Gary Burnham, OF
1999 - Patrick Boyd, OF
Khalil Greene, 3B
2000 - Jeff Baker, UT/DH
Patrick Boyd, OF
Khalil Greene, 3B
Ryan Mottl, P
2002 - Khalil Greene, SS
Michael Johnson, 1B
Steve Reba, P
2004 - Brad McCann, 3B
Travis Storrer, 2B
2005 - Josh Cribb, P
2006 - Brad Chalk, OF
Sean Clark, P
Tyler Colvin, OF
Taylor Harbin, 2B
D.J. Mitchell, OF
Marquez Smith, 3B
2007 - David Kopp, P
2009 - Wilson Boyd, OF
Casey Harman, P
2011 - Chris Epps, OF

All-Atlantic Region

1954 - Doug Kingsmore, OF (1)
Billy O'Dell, P (1)
1958 - Harold Stowe, P (1)
Fred DeBerry, 1B (2)
Bailey Hendley, OF (2)
Bud Spiers, SS (2)
1959 - Doug Hoffman, OF (1)
Harold Stowe, P (1)
1960 - Ty Cline, OF (1)
Dave Lynn, C (1)
1965 - Rusty Adkins, OF (1)
Jack McCall, SS (1)
1966 - Rusty Adkins, 2B (1)


1967 - Rusty Adkins, 2B (1)
Garry Helms, SS (3)
1971 - Rusty Gerhardt, P (1)
Craig White, OF (1)
1973 - Craig White, OF (1)
Lin Hamilton, C (2)
Richard Haynes, 2B (2)
1974 - Lin Hamilton, C (1)
Smiley Sanders, OF (2)
1975 - Denny Walling, CF (1)
1976 - Chuck Porter, P (1)
Kurt Siebert, SS (1)
1977 - Dave Caldwell, OF (1)
Bill Foley, C (1)
1978 - Dave Buffamoyer, DH (1)
Tony Masone, OF (1)
Neil Simons, OF (1)
Mike Sullivan, P (1)
Billy Weems, OF (1)
1979 - Dave Buffamoyer, C (1)
Tony Masone, OF (1)
Neil Simons, OF (1)
Mike Sullivan, P (1)
1980 - Mike Brown, P (1)
Neil Simons, OF (1)
Tim Teufel, 2B (1)
1983 - Bob Paulling, 1B (1)
1985 - Jim McCollom, 1B (1)
1986 - Chuck Baldwin, 1B (1)
1987 - Bill Spiers, SS (1)
1989 - Brian Barnes, P (1)
1990 - Brian Kowitz, OF (1)
1991 - Jim Crowley, 2B (1)
Eric Macrina, DH (1)
Billy McMillon, OF (1)
Joe DeBerry, DH (2)
Eric Macrina, 1B (2)
1992 - Kevin Northrup, OF (1)
1993 - Jeff Morris, 2B (1)
Keith Williams, OF (1)
Billy McMillon, OF (2)
Shane Monahan, 1B (2)
1994 - Mike Hampton, 3B (1)
Shane Monahan, OF (1)
Andy Taulbee, P (2)
1995 - Jason Dawsey, P (1)
David Miller, 1B (1)
Shane Monahan, OF (1)
Scott Winchester, P (1)
Gary Burnham, OF (2)
Matthew LeCroy, C (2)
1996 - Kris Benson, P (1)
Matthew LeCroy, C (1)
1997 - Matthew LeCroy, C (1)
Gary Burham, OF (2)
1998 - Scott Clackum, P (1)
Matt Padgett, OF (1)
1999 - Patrick Boyd, OF (1)
2000 - Jeff Baker, SS (3)
2001 - Jeff Baker, 3B (1)
Steve Reba, P (1)
2002 - Khalil Greene, SS (1)
Michael Johnson, 1B (1)
Steve Reba, P (1)
Jeff Baker, 3B (2)
2003 - Michael Johnson, 1B (1)
2005 - Kris Harvey, DH (1)
Taylor Harbin, 2B (2)
2006 - Tyler Colvin, OF (1)
Josh Cribb, P (1)
Andy D'Alessio, 1B (1)
2010 - Kyle Parker, OF (1)
2011 - Brad Miller, SS (1)
Richie Shaffer, 1B (2)

All-College World Series

1959 - Harold Stowe, P
1959 - Bailey Hendley, P/OF
1959 - Doug Hoffman, OF
1977 - Dave Caldwell, OF
2002 - Michael Johnson, 1B
2010 - John Hinson, 3B

Bob Bradley Award (South Carolina Series MVP)

2001 - Jeff Baker, 3B
2002 - Michael Johnson, 1B
2003 - Michael Johnson, 1B
2004 - Herman Demmink, 2B



JACK LEGGETT WON ACC COACH-OF-THE-YEAR HONORS IN EACH OF HIS FIRST TWO SEASONS (1994-95) AS HEAD COACH AT CLEMSON.

HONORS & AWARDS

2005 - Tyler Colvin, OF
2006 - Daniel Moskos, P
2007 - Wilson Boyd, OF
2008 - Wilson Boyd, OF
2009 - Kyle Parker, OF
2010 - Chris Epps, OF
2011 - Spencer Kieboom, C

Brooks Wallace Award (Nation's Best Shortstop)

2011 - Brad Miller

Clemson Athletic Hall of Fame

1973 - Frank Howard, HC
Billy O'Dell, P
1974 - Joe Landrum, P
1977 - Rusty Adkins, OF
Frank Gillespie, 1B
1978 - Ty Cline, OF
Ray Mathews, OF
1979 - Jess Neely, HC
Flint Rhem, P
Harold Stowe, P
1980 - Doug Hoffman, OF
Suzie Owens
1981 - John Heisman, HC
1982 - Rusty Gerhardt, P
1984 - Walter Cox, HC
Dick Hendley, C
1985 - Doug Kingsmore, OF
1988 - Bob Smith, HC
Craig White, OF
1991 - Dude Buchanan, 1B
1993 - Gene Moore, C
1994 - Bob Paulling, 1B
Dewey Quinn, 3B
1997 - Neil Simons, OF
1998 - Bill Spiers, SS
1999 - Jimmy Key, P
2002 - Bert Heffernan, C
2003 - Smiley Sanders, OF
2004 - Brian Barnes, P
2005 - Kris Benson, P
2007 - Khalil Greene, 3B/SS
2008 - Billy Wingo, 2B
2011 - Shane Monahan, OF
Note: List only includes baseball players/coaches; year denotes year inducted.

College Baseball Hall of Fame

2011 - Bill Wilhelm, HC
Note: Year denotes year inducted.

Dedication Award (Strength Training)

1995 - Scott Winchester, P
1996 - Gary Burnham, OF
1997 - Gary Burnham, OF
1998 - Matt Padgett, OF
1999 - Jason Harris, 1B
2000 - Brian Ellis, C
2001 - B.J. LaMura, P
2002 - Khalil Greene, SS
2003 - Herman Demmink, 2B
Kyle Frank, OF
2004 - Herman Demmink, 2B
2005 - Herman Demmink, 3B
2006 - Herman Demmink, 3B
2007 - Chris Fidrych, P
2008 - Doug Hogan, C
2009 - Justin Sarraatt, P
2010 - Tomas Cruz, P
2011 - Phil Pohl, DH

Mitchell Award (Most Valuable Player)

1962 - Buddy Nixon, 1B
1963 - Dave Ellison, OF
1964 - Ben Marsella, 3B
1965 - Tommy Chapman, P
1966 - Ellis Dantzler, 1B
1967 - Rusty Adkins, 2B
1968 - Nelson Gibson, P
1969 - Craig White, OF
1970 - Rusty Gerhardt, P
1971 - Rusty Gerhardt, P
1972 - Rusty Gerhardt, P
1973 - Craig White, OF



BRAD MILLER RECEIVED THE 2011
BROOKS WALLACE AWARD AS
THE NATION'S BEST SHORTSTOP.

1974 - Steve Cline, P
1975 - Denny Walling, OF
1976 - Chuck Porter, P
1977 - Bill Foley, C
1978 - Tony Masone, OF
1979 - David Buffamoyer, C
1980 - Tim Teufel, 2B
1981 - Greg Guin, 1B
1982 - Jimmy Key, P/DH
1983 - Bob Paulling, 1B
1984 - Chuck Baldwin, 2B
1985 - Jim McCollom, 1B
1986 - Chuck Baldwin, 1B
1987 - Steve Baucom, 3B
1988 - Jerry Brooks, 3B
1989 - Henry Threadgill, 2B
1990 - Brian Kowitz, OF
1991 - Todd Stefan, SS
1992 - Kevin Northrup, OF
1993 - Keith Williams, OF
1994 - Mike Hampton, 3B
1995 - David Miller, 1B
1996 - Kris Benson, P
Doug Livingston, 2B
1997 - Gary Burnham, OF
1998 - Matt Padgett, OF
1999 - Kurt Bultmann, 2B
2000 - Khalil Greene, 3B

2001 - Casey Stone, OF
2002 - Khalil Greene, SS
2003 - Michael Johnson, 1B
2004 - Brad McCann, 3B
2005 - Kris Harvey, DH/P
2006 - Tyler Colvin, OF
2007 - Doug Hogan, C
2008 - Doug Hogan, C
2009 - Ben Paulsen, 1B
2010 - Mike Freeman, 2B
2011 - Brad Miller, SS

National Player-of-the-Week

2002 - Khalil Greene, SS (3/18)
Jeff Baker, 3B (4/8)
Khalil Greene, SS (5/6)
2004 - Brad McCann, 3B (5/17)
2005 - Kris Harvey, DH/P (3/21)
2006 - Andy D'Alessio, 1B (4/3)
Marquez Smith, 3B (5/1)
Andy D'Alessio, 1B (5/15)
Tyler Colvin, OF (5/22)
2007 - Andy D'Alessio, 1B (5/14)
2008 - Doug Hogan, C (3/24)
Graham Stoneburner, P (3/24)
2009 - Chris Dwyer, P (4/14)
Jeff Schaus, OF (4/28)
2010 - Casey Harman, P (3/22)

2011 - Brad Miller, SS (4/11)

National Player-of-the-Year ABCA

2002 - Khalil Greene, SS

Baseball America

1996 - Kris Benson, P
2002 - Khalil Greene, SS

Collegiate Baseball

1996 - Kris Benson, P
2002 - Khalil Greene, SS

Dick Howser Trophy

1996 - Kris Benson, P
2002 - Khalil Greene, SS

Golden Spikes Award

2002 - Khalil Greene, SS

Rotary Smith Award

1996 - Kris Benson, P
2002 - Khalil Greene, SS

Olympians

1988 - Mike Milchin, P
1996 - Kris Benson, P

Billy Koch, P
Matthew LeCroy, C

Pan American Games

1959 - Ty Cline, P/OF
1967 - John Curtis, P
1979 - Brian Snyder, P
1980 - Mike Brown, P
1987 - Bert Heffernan, C
Bill Spiers*, SS
1991 - Billy McMillon*, OF
1999 - Matthew LeCroy, C
* - invited but did not participate

Rawlings ACC Tourney Batting Champion

1989 - Henry Threadgill, 2B
1991 - Michael Spiers, OF
1992 - Ted Corbin, SS

Stowe Award (Most Valuable Pitcher)

1984 - Scott Parrish
1985 - George Stone
1986 - Oliver Whitaker
1987 - Brian Barnes
1988 - Brian Barnes
1989 - Brian Barnes
1990 - Tim Parker
1991 - Mike Kimbrell
1992 - Paxton Briley
1993 - Chad Phillips
1994 - Andy Taulbee
1995 - Jason Dawsey
1996 - Kris Benson
1997 - Ryan Mottl
1998 - Scott Clackum
1999 - Mike Paradis
2000 - Ryan Mottl
2001 - Steve Reba
2002 - Matt Henrie
Steve Reba
2003 - Patrick Hogan
2004 - Patrick Hogan
2005 - Josh Cribb
2006 - Josh Cribb
2007 - Daniel Moskos
2008 - D.J. Mitchell
2009 - Casey Harman
2010 - Casey Harman
2011 - Justin Sarraatt

Tiger Baseball Award (Leadership)

1995 - Gary Burnham, OF
Paul Galloway, 3B
1996 - Paul Galloway, 3B
1997 - Jason Embler, 1B
1998 - Derek Borgert, C
1999 - Derek Borgert, C
2000 - Brian Holstad, INF/OF
2001 - Casey Stone, OF
2002 - Michael Johnson, 1B
2003 - Kyle Frank, OF
2004 - Russell Triplett, SS
2005 - Taylor Harbin, 2B
2006 - Brad Chalk, OF
2007 - Taylor Harbin, SS
2008 - Matt Vaughn, P
2009 - Matt Vaughn, P
2010 - Wilson Boyd, OF
2011 - John Hinson, 3B
Phil Pohl, DH

World Championships

1997 - Ryan Mottl, P
1998 - Patrick Boyd, OF
Ryan Mottl, P
2000 - Jeff Baker, SS
Patrick Boyd, OF
2001 - Jeff Baker, 3B
2006 - Daniel Moskos, P
2007 - Tyler Colvin, OF
2009 - Brad Miller, INF
2010 - Brad Miller, INF

World University Games

1977 - Dave Caldwell, OF
Bill Foley, C

NATIONAL PLAYERS-OF-THE-YEAR

KRIS BENSON




Benson's 1996 Accomplishments

- National Player-of-the-Year by Baseball America and Collegiate Baseball
- Dick Howser Trophy and Rotary Smith Award winner
- Had a 14-2 record, 2.02 ERA, and 204 strikeouts in 156.0 innings pitched over 19 starts
- #1 overall pick of the Major League draft
- Pitched for Team USA in the Olympics in Atlanta

1996

KHALIL GREENE




Greene's 2002 Accomplishments

- National Player-of-the-Year by ABCA, Baseball America, and Collegiate Baseball
- Dick Howser Trophy, Golden Spikes Award, and Rotary Smith Award winner
- Batted .470 with 93 runs, 134 hits, 33 doubles, one triple, 27 homers, 91 RBIs, and 17 steals in 71 games
- #13 overall pick of the Major League draft



2002

ALL-AMERICANS



IN HIS ONE SEASON (1975) AS A TIGER, DENNY WALLING BATTED .421 WITH 13 HOMERS AND 60 RBIs IN ONLY 140 AT-BATS AND WAS A FIRST-TEAM ALL-AMERICAN ACCORDING TO ABCA.

ABCA

Year	Player	Pos.	*T
1947	Joe Landrum	P	1
1954	Billy O'Dell	P	2
1959	Doug Hoffman	OF	1
1960	Ty Cline	OF	1
	Dave Lynn	C	3
1965	Rusty Adkins	OF	2
1966	Rusty Adkins	2B	3
1967	Rusty Adkins	2B	1
1971	Rusty Gerhardt	P	2
1975	Denny Walling	OF	1
1976	Kurt Seibert	SS	3
1977	Dave Caldwell	OF	3
1980	Tim Teufel	2B	1
1985	Jim McCollom	1B	3
1986	Chuck Baldwin	1B	2
1988	Bert Heffernan	C	1
1989	Brian Barnes	P	1
1991	Jim Crowley	2B	1
	Eric Macrina	DH	2
1992	Kevin Northrup	OF	2
1994	Shane Monahan	OF	1
	Mike Hampton	3B	2
1995	Scott Winchester	P	1
	David Miller	1B	2
	Shane Monahan	OF	2
	Jason Dawsey	P	3
1996	Kris Benson	P	1
	Matthew LeCroy	C	2
1997	Matthew LeCroy	C	2
2001	Jeff Baker	3B	2
	Steve Reba	P	3
2002	Khalil Greene	SS	1
	Michael Johnson	1B	2
	Steve Reba	P	3
2005	Kris Harvey	DH	1
2006	Tyler Colvin	OF	2
	Andy D'Alessio	1B	2
	Josh Cribb	P	3
2010	Kyle Parker	OF	3
2011	Brad Miller	SS	1

Academic

Year	Player	Pos.	*T
1995	Paul Galloway	3B	1
2011	Phil Pohl	DH	3

Baseball America

Year	Player	Pos.	*T
1986	Chuck Baldwin	1B	2
1988	Brian Barnes	P	2
1989	Brian Barnes	P	1
1990	Brian Kowitz	OF	2
1991	Jason Angel	P	2
	Jim Crowley	2B	2
1992	Kevin Northrup	OF	2
1994	Shane Monahan	OF	1
	Mike Hampton	3B	2
1995	Shane Monahan	OF	2
	Scott Winchester	P	2
	David Miller	1B	3
1996	Kris Benson	P	1
	Ken Vining	P	3
1997	Matthew LeCroy	C	1
1999	Patrick Boyd	OF	2
2001	Jeff Baker	3B	1
2002	Jeff Baker	3B	1
	Khalil Greene	SS	1
2004	Brad McCann	3B	3
2005	Kris Harvey	DH	2
2006	Tyler Colvin	OF	1
	Andy D'Alessio	1B	3
2010	Kyle Parker	OF	2
2011	Brad Miller	SS	1

College Baseball Foundation

Year	Player	Pos.	*T
2006	Andy D'Alessio	1B	1

Collegiate Baseball

Year	Player	Pos.	*T
1991	Eric Macrina	DH	3
1992	Kevin Northrup	OF	3
1994	Mike Hampton	3B	1
	Shane Monahan	OF	2
1995	Shane Monahan	OF	1
	Scott Winchester	P	1
	Jason Dawsey	P	2

David Miller 1B 3

1996	Kris Benson	P	1
1997	Matthew LeCroy	C	2
1998	Scott Clackum	P	2
2001	Jeff Baker	3B	1
	Steve Reba	P	3
2002	Khalil Greene	SS	1
	Jeff Baker	3B	3
	Michael Johnson	1B	3
	Steve Reba	P	3
2005	Taylor Harbin	2B	2
2006	Josh Cribb	P	2
	Andy D'Alessio	1B	3
2011	Brad Miller	SS	1

Freshman

Year	Player	Pos.
1991	Billy McMillon	OF
1993	Shane Monahan	1B
	Scott Winchester	P
1995	Matthew LeCroy	C
1997	Ryan Mottl	P
1998	Patrick Boyd	OF
1999	Khalil Greene	3B
2000	Jeff Baker	SS
	Jarrod Schmidt	P
2003	Robert Rohrbough	P
2005	Brad Chalk	OF
	Taylor Harbin	2B
2008	Kyle Parker	OF/INF
2011	Kevin Pohle	P

NCBWA

Year	Player	Pos.	*T
1993	Billy McMillon	OF	1
	Chad Phillips	P	3
1994	Mike Hampton	3B	1
	Shane Monahan	OF	1
1995	Shane Monahan	OF	1
	David Miller	1B	2
	Gary Burnham	OF	3
	Jason Dawsey	P	3
1996	Kris Benson	P	1
	Billy Koch	P	2
	Matthew LeCroy	C	2
	Ken Vining	P	3
1997	Matthew LeCroy	C	1
1998	Ryan Mottl	P	3
1999	Kurt Bultmann	2B	2
	Patrick Boyd	OF	3
2000	Nick Glaser	P	3
2001	Jeff Baker	3B	2
	Casey Stone	OF	3
2002	Jeff Baker	3B	1
	Khalil Greene	SS	1
	Steve Reba	P	2
	Matt Henrie	P	3
2005	Kris Harvey	DH	3
2006	Tyler Colvin	OF	1
	Andy D'Alessio	1B	1
	Josh Cribb	P	3
2010	Kyle Parker	OF	2
2011	Brad Miller	SS	2

Perfect Game

Year	Player	Pos.	*T
2011	Brad Miller	SS	2

Ping!Baseball

Year	Player	Pos.	*T
2010	Kyle Parker	OF	1

Sporting News

Year	Player	Pos.	*T
1975	Denny Walling	OF	1
1980	Tim Teufel	2B	1
1987	Bill Spiers	SS	1
1997	Matthew LeCroy	C	2
1998	Scott Clackum	P	3

Note: No team selected from 1991-96,02-11.

Sports Weekly

Year	Player	Pos.	*T
2002	Khalil Greene	SS	1

* - team

ALL-AMERICA TIGER STATS

Rusty Adkins, OF/2B

Second-Team ABCA, 1965; Third-Team ABCA, 1966; First-Team ABCA, 1967													
Year	G	AB	R	H	2B	3B	HR	RBI	SB	BB	SO	Avg.	
1965	30	126	30	56	10	4	3	25	12	12	0	.444	
1966	29	121	39	44	5	6	2	17	9	20	7	.364	
1967	38	149	40	50	7	7	6	24	17	27	9	.336	
Totals	97	396	109	150	22	17	11	66	38	59	16	.379	

Jason Angel, P

Second-Team Baseball America, 1991													
Year	G	GS	CG	SH	SV	IP	H	R	ER	ERA	SO	BB	W-L
1990	10	1	0	0	0	14.2	14	8	8	4.91	14	9	2-1
1991	20	16	3	2	0	108.0	75	35	28	2.33	66	36	14-2
1992	18	17	1	0	0	105.1	106	54	40	3.42	76	45	9-3
Totals	48	34	4	2	0	228.0	195	97	76	3.00	156	90	25-6

Jeff Baker, SS/3B

First-Team Baseball America, 2001; First-Team Collegiate Baseball, 2001; Second-Team ABCA, 2001; Second-Team Sporting News, 2001; Second-Team Sports Weekly, 2001; First-Team Baseball America, 2002; First-Team NCBWA, 2002; Third-Team Collegiate Baseball, 2002													
Year	GP-S	AB	R	H	2B	3B	HR	TB	RBI	SB	BB	SO	Avg.
2000	68-67	275	54	86	16	0	11	135	64	4-4	26	54	.313
2001	60-60	233	66	86	13	2	23	172	75	5-9	38	38	.369
2002	68-67	265	71	86	12	2	25	177	87	17-24	40	59	.325
Totals	196-194	773	191	258	41	4	59	484	226	26-37	98	151	.334

Chuck Baldwin, IB

Second-Team ABCA, 1986; Second-Team Baseball America, 1986													
Year	G	AB	R	H	2B	3B	HR	RBI	SB	BB	SO	Avg.	
1984	51	194	31	69	12	3	0	33	4-6	13	13	.356	
1985	62	252	39	66	12	3	4	33	3-6	13	21	.262	
1986	63	289	64	107	23	1	16	73	6-8	18	26	.370	
1987	52	200	43	69	15	1	9	45	3-3	17	26	.345	
Totals	228	935	177	311	62	8	29	184	16-23	61	86	.333	

Brian Barnes, P

Second-Team Baseball America, 1988; First-Team ABCA, 1989; First-Team Baseball America, 1989													
Year	G	GS	CG	SH	SV	IP	H	R	ER	ERA	SO	BB	W-L
1986	15	10	1	0	1	71.0	57	44	29	3.68	53	61	3-2
1987	18	17	5	1	0	120.2	109	50	41	3.06	112	61	12-3
1988	22	19	6	0	1	137.2	124	74	51	3.33	140	62	13-2
1989	23	19	9	1	1	146.0	89	52	36	2.22	208	66	16-3
Totals	78	65	21	2	3	475.1	379	220	157	2.97	513	250	44-10

Kris Benson, P

First-Team ABCA, 1996; First-Team Baseball America, 1996; First-Team Collegiate Baseball, 1996; First-Team NCBWA, 1996; First-Team Sporting News, 1996														
Year	G	GS	CG	SH	SV	IP	H	R	ER	ERA	SO	BB	W-L	Pct.
1994	17	14	1	0	1	85.0	84	48	40	4.24	73	29	7-3	.700
1995	14	14	0	0	0	78.2	75	44	28	3.20	79	23	8-3	.727
1996	19	19	7	4	0	156.0	109	47	35	2.02	204	27	14-2	.875
Totals	50	47	8	4	1	319.2	268	139	103	2.90	356	79	29-8	.784

Patrick Boyd, OF

Second-Team Baseball America, 1999; Third-Team NCBWA, 1999													
Year	GP-S	AB	R	H	2B	3B	HR	TB	RBI	SB	BB	SO	Avg.
1998	59-59	241	66	83	13	1	8	122	59	11-14	44	46	.344
1999	62-61	246	78	96	22	1	17	171	70	20-25	45	50	.390
2000	69-69	270	50	79	21	4	3	117	49	18-24	44	52	.293
2001	1-1	3	2	1	1	0	0	2	0	0-0	2	0	.333
Totals	191-190	760	196	259	57	6	28	412	178	49-63	135	148	.341

Kurt Bultmann, SS/2B

Second-Team NCBWA, 1999													
Year	GP-S	AB	R	H	2B	3B	HR	TB	RBI	SB	BB	SO	Avg.
1996	63-55	194	34	59	10	0	5	84	27	2-4	25	28	.304
1997	60-60	253	69	88	31	1	16	169	61	3-5	30	42	.348
1998	58-58	234	57	70	18	1	10	120	54	2-4	32	32	.299
1999	68-68	272	73	89	23	2	12	152	72	6-7	46	40	.327
Totals	249-241	953	233	306	82	4	43	525	214	13-20	133	142	.321

Gary Burnham, OF

Third-Team NCBWA, 1995													
Year	GP-S	AB	R	H	2B	3B	HR	TB	RBI	SB	BB	SO	Avg.
1994	15-15	47	9	13	3	0	0	16	9	1-1	13	8	.277
1995	66-66	241	61	83	27	4	8	142	62	5-11	46	29	.344
1996	68-68	241	62	70	24	4	6	120	56	2-6	61	40	.290
1997	64-64	266	83	104	23	2	15	176	82	2-4	37	28	.391
Totals	213-213	795	215	270	77	10	29	454	209	10-22	157	105	.340

Dave Caldwell, OF

Third-Team ABCA, 1977													
Year	G	AB	R	H	2B	3B	HR	TB	RBI	SB	BB	SO	Avg.
1975	36	125	21	35	7	4	2	23	2	12	20	20	.280
1976	50	196	39	63	13	8	9	49	2	36	32	32	.321
1977	41	162	43	46	10	0	7	34	6	28	24	24	.284
Totals	127	483	103	144	30	12	18	106	10	76	76	76	.298

Scott Clackum, P

Second-Team Collegiate Baseball, 1998; Third-Team Sporting News, 1998														
Year	G	GS	CG	SH	SV	IP	H	R	ER	ERA	SO	BB	W-L	Pct.
1997	24	0	0	0	4	37.1	34	13	8	1.93	33	14	3-4	.429
1998	23	0	0	0	9	40.2	21	5	5	1.11	42	11	7-1	.875
Totals	47	0	0	0	13	78.0	55	18	13	1.50	75	25	10-5	.667

Ty Cline, OF/P

First-Team ABCA, 1960													
Year	G	AB	R	H	2B	3B	HR	TB	RBI	SB	BB	SO	Avg.
1959	31	135	34	44	7	3	1	22	10	12	11	11	.326
1960	22	89	26	31	5	5	0	14	12	13	4	4	.348
Totals	53	224	60	75	12	8	1	36	22	25	15	15	.335


Tyler Colvin, OF

First-Team Baseball America, 2006; First-Team NCBWA, 2006; Second-Team ABCA, 2006													
Year	GP-S	AB	R	H	2B	3B	HR	TB	RBI	SB	BB	SO	Avg.
2004	52-31	128	21	37	10	0	2	53	19	4-5	11	16	.289
2005	65-65	258	51	73	22	2	5	114	53	12-15	14	31	.283
2006	69-69	281	64	100	22	5	13	171	70	23-27	28	42	.356
Totals	186-165	667	136	210	54	7	20	338	142	39-47	53	89	.315

Josh Cribb, P

Second-Team Collegiate Baseball, 2006; Third-Team ABCA, 2006; Third-Team NCBWA, 2006													
Year	G	GS	CG	SH	SV	IP	H	R	ER	ERA	SO	BB	W-L
2003	13	1	0	0	0	25.0	36	17	11	3.96	19	6	0-1
2004	20	1	0	0	2	60.2	49	28	25	3.71	58	15	5-1
2005	19	15	3	2	0	109.1	119	47	43	3.54	97	24	8-5
2006	16	15	1	0	0	87.1	70	36	30	3.09	83	26	9-0
Totals	68	32	4	2	2	282.1	274	128	109	3.47	257	71	22-7

ALL-AMERICA TIGER STATS



BILLY KOCH POSTED 10 WINS AND 152 STRIKEOUTS EN ROUTE TO EARNING ALL-AMERICA HONORS IN 1996.

Andy D'Alessio, IB

First-Team College Baseball Foundation, 2006; First-Team NCBWA, 2006; Second-Team ABCA, 2006; Third-Team Baseball America, 2006; Third-Team Collegiate Baseball, 2006

Year	GP-S	AB	R	H	2B	3B	HR	TB	RBI	SB	BB	SO	Avg.
2004	60-51	180	29	60	10	0	4	82	22	2-2	35	47	.333
2005	65-60	210	36	58	14	1	15	119	60	1-4	29	61	.276
2006	69-69	250	55	78	15	0	23	162	85	7-8	30	60	.312
2007	59-59	213	49	68	12	2	17	135	50	1-3	33	49	.319
Totals	253-239	853	169	264	51	3	59	498	217	11-17	127	217	.309

Jason Dawsey, P

Second-Team Collegiate Baseball, 1995; Third-Team ABCA, 1995; Third-Team NCBWA, 1995

Year	G	GS	CG	SH	SV	IP	H	R	ER	ERA	SO	BB	W-L	Pct.
1993	27	8	2	0	1	77.2	85	42	35	4.06	70	21	5-2	.714
1994	16	15	1	0	0	97.1	108	51	45	4.16	73	21	6-2	.750
1995	19	19	4	0	0	129.1	101	53	40	2.78	133	45	11-4	.733
Totals	62	42	7	0	1	304.1	294	146	120	3.55	276	87	22-8	.733

Rusty Gerhardt, P

Second-Team ABCA, 1971

Year	G	GS	CG	IP	H	R	ER	ERA	SO	BB	W-L	Pct.
1969	15	15	6	91.0	60	45	35	3.46	99	60	7-3	.700
1970	16	14	8	100.1	47	27	20	1.79	111	51	9-4	.692
1971	16	14	6	108.0	72	34	26	2.17	111	30	11-3	.786
1972	12	12	6	85.0	75	26	21	2.22	61	22	7-4	.636
Totals	59	55	26	384.1	254	132	102	2.39	382	163	34-14	.708

Nick Glaser, P

Third-Team NCBWA, 2000

Year	G	GS	CG	SH	SV	IP	H	R	ER	ERA	SO	BB	W-L	Pct.
2000	33	0	0	0	15	40.1	38	16	11	2.45	40	29	0-2	.000
2001	18	3	0	0	1	41.1	45	20	18	3.92	44	10	4-3	.571
Totals	51	3	0	0	16	81.2	83	36	29	3.20	84	39	4-5	.444

Khalil Greene, 3B/SS

First-Team ABCA, 2002; First-Team Baseball America, 2002;

First-Team Collegiate Baseball, 2002; First-Team NCBWA, 2002; First-Team Sports Weekly, 2002

Year	GP-S	AB	R	H	2B	3B	HR	TB	RBI	SB	BB	SO	Avg.
1999	69-68	274	58	98	20	1	8	144	69	9-12	31	58	.358
2000	69-69	269	59	98	24	3	5	143	64	12-16	42	39	.364
2001	63-63	241	55	73	18	2	12	131	52	17-21	24	41	.303
2002	71-71	285	93	134	33	1	27	250	91	17-18	46	22	.470
Totals	272-271	1069	265	403	95	7	52	668	276	55-67	143	160	.377

Mike Hampton, 3B

First-Team Collegiate Baseball, 1994; First-Team NCBWA, 1994;

Second-Team ABCA, 1994; Second-Team Baseball America, 1994

Year	GP-S	AB	R	H	2B	3B	HR	TB	RBI	SB	BB	SO	Avg.
1993	46-31	130	29	33	13	2	3	59	22	3-5	13	29	.254
1994	75-75	287	84	109	21	4	11	171	70	39-47	47	43	.380
Totals	121-106	417	113	142	34	6	14	230	92	42-52	60	72	.341

Taylor Harbin, 2B

Second-Team Collegiate Baseball, 2005

Year	GP-S	AB	R	H	2B	3B	HR	TB	RBI	SB	BB	SO	Avg.
2005	66-66	274	64	94	28	4	10	160	63	4-7	12	25	.343
2006	64-64	254	54	81	20	2	9	132	47	13-14	15	21	.319
2007	64-63	253	42	75	19	1	11	129	62	14-18	14	20	.296
Totals	194-193	781	160	250	67	7	30	421	172	31-39	41	66	.320

Kris Harvey, DH

First-Team ABCA, 2005; Second-Team Baseball America, 2005; Third-Team NCBWA, 2005

Year	GP-S	AB	R	H	2B	3B	HR	TB	RBI	SB	BB	SO	Avg.
2003	25-13	29	8	8	1	0	2	15	11	0-0	2	4	.276
2004	61-59	209	38	70	16	0	8	110	41	4-8	15	31	.335
2005	65-65	249	61	85	11	0	25	171	70	1-2	16	44	.341
Totals	151-137	487	107	163	28	0	35	296	122	5-10	33	79	.335

Bert Heffernan, C

First-Team ABCA, 1988

Year	G	AB	R	H	2B	3B	HR	RBI	SB	BB	SO	Avg.
1985	65	245	60	85	13	2	9	49	9-13	45	38	.347
1986	61	242	64	80	17	3	8	58	11-15	55	22	.331
1987	65	242	68	81	15	3	4	41	13-19	45	32	.335
1988	68	264	93	89	18	6	6	47	21-24	62	27	.337
Totals	259	993	285	335	63	14	27	195	54-71	207	119	.337

Matt Henrie, P

Third-Team NCBWA, 2002

Year	G	GS	CG	SH	SV	IP	H	R	ER	ERA	SO	BB	W-L	Pct.
1999	5	0	0	0	0	3.1	6	5	5	13.50	1	6	0-0	----
2001	18	10	0	0	2	67.2	59	32	23	3.06	54	24	6-3	.667
2002	21	18	0	0	1	112.2	112	52	39	3.12	81	25	13-5	.722
Totals	44	28	0	0	3	183.2	177	89	67	3.28	136	55	19-8	.704

Doug Hoffman, OF

First-Team ABCA, 1959

Year	AB	R	H	2B	3B	HR	RBI	SB	BB	SO	Avg.
1957	60	11	9	3	1	2	6	2	14	17	.150
1958	114	23	27	2	2	2	16	4	9	27	.237
1959	105	31	33	3	5	4	25	11	33	22	.314
Totals	279	65	69	8	8	8	47	17	56	66	.247

Michael Johnson, IB

Second-Team ABCA, 2002; Third-Team Collegiate Baseball, 2002

Year	GP-S	AB	R	H	2B	3B	HR	TB	RBI	SB	BB	SO	Avg.
2000	44-32	121	27	37	9	2	3	59	27	2-4	13	34	.306
2001	62-58	218	58	70	13	1	18	139	54	11-11	43	50	.321
2002	71-71	263	62	101	19	1	25	197	81	11-14	50	46	.384
2003	58-58	198	54	67	11	0	12	114	51	1-2	63	38	.338
Totals	235-219	800	201	275	52	4	58	509	213	25-31	169	168	.344

Billy Koch, P

Second-Team NCBWA, 1996

Year	G	GS	CG	SH	SV	IP	H	R	ER	ERA	SO	BB	W-L	Pct.
1994	16	14	1	0	0	78.0	72	57	40	4.62	75	34	4-2	.667
1995	16	14	0	0	0	87.0	70	45	36	3.72	111	37	7-2	.778
1996	19	16	2	0	1	111.2	73	46	39	3.14	152	60	10-5	.667
Totals	51	44	3	0	1	276.2	215	148	115	3.74	338	131	21-9	.700

Brian Kowitz, OF

Second-Team Baseball America, 1990

Year	G	AB	R	H	2B	3B	HR	RBI	SB	BB	SO	Avg.
1988	60	179	30	49	16	1	2	21	16-19	20	21	.274
1989	68	267	61	72	15	4	4	43	26-29	46	27	.270
1990	66	253	87	102	22	6	3	60	34-42	44	20	.403
Totals	194	699	178	223	53	11	9	124	76-90	110	68	.319

Joe Landrum, P

First-Team ABCA, 1947

Year	IP	H	R	ER	ERA	SO	BB	W-L	Pct.
1946	104.0	72	31	12	1.04	97	22	10-2	.833
1947	117.0	90	48	29	2.23	98	18	12-2	.857
Totals	221.0	162	79	41	2.18	195	40	22-4	.846

Matthew LeCroy, C

Second-Team ABCA, 1996; Second-Team NCBWA, 1996; First-Team Baseball America, 1997; First-Team NCBWA, 1997; Second-Team ABCA, 1997; Second-Team Collegiate Baseball, 1997; Second-Team Sporting News, 1997

Year	GP-S	AB	R	H	2B	3B	HR	TB	RBI	SB	BB	SO	Avg.
1995	68-68	255	55	85	18	0	15	148	72	0-4	34	57	.333
1996	67-67	244	61	77	18	0	14	137	57	3-4	44	35	.316
1997	64-64	237	62	85	12	1	24	171	79	5-7	53	34	.359
Totals	199-199	736	178	247	48	1	53	456	208	8-15	131	126	.336

Dave Lynn, C

Third-Team ABCA, 1960

Year	G	AB	R	H	2B	3B	HR	RBI	SB	BB	SO	Avg.
1959	1	2	1	1	0	0	1	2	0	1	0	.500
1960	22	89	21	32	3	2	8	31	1	8	10	.360
1961	22	72	20	24	4	0	6	21	1	22	13	.333
Totals	45	163	42	57	7	2	15	54	2	31	23	.350



ALL-AMERICA TIGER STATS

Eric Macrina, DH

Second-Team ABCA, 1991; Third-Team Collegiate Baseball, 1991

Year	GP-S	AB	R	H	2B	3B	HR	TB	RBI	SB	BB	SO	Avg.
1988	25-11	46	8	8	3	0	3	20	6	1-1	8	10	.174
1989	54-39	152	35	40	8	4	6	74	33	3-5	18	42	.263
1990	53-50	189	38	64	11	1	18	131	69	1-2	24	44	.339
1991	69-68	260	67	87	18	1	24	179	84	3-4	37	69	.335
Totals	201-168	647	148	199	40	6	51	404	192	8-12	87	165	.308

Brad McCann, 3B

Third-Team Baseball America, 2004

Year	GP-S	AB	R	H	2B	3B	HR	TB	RBI	SB	BB	SO	Avg.
2003	60-60	251	44	87	21	1	9	137	67	2-4	12	43	.347
2004	63-63	253	64	96	20	0	16	164	65	6-10	36	43	.379
Totals	123-123	504	108	183	41	1	25	301	132	8-14	48	86	.363

Jim McCollom, 1B

Third-Team ABCA, 1985

Year	G	AB	R	H	2B	3B	HR	RBI	SB	BB	SO	Avg.
1982	56	186	41	50	9	2	11	37	1-2	26	30	.269
1983	51	190	50	66	15	4	9	51	5-6	25	26	.347
1984	55	203	53	71	13	2	11	54	7-7	32	25	.350
1985	64	251	59	98	19	4	21	76	7-11	33	23	.390
Totals	226	830	203	285	56	12	52	218	20-26	116	104	.343

Billy McMillon, OF/1B

First-Team NCBWA, 1993

Year	GP-S	AB	R	H	2B	3B	HR	TB	RBI	SB	BB	SO	Avg.
1991	65-54	202	75	79	26	4	10	143	48	12-17	41	21	.391
1992	32-31	113	34	42	8	3	4	68	27	6-11	21	22	.372
1993	57-57	212	64	80	21	1	5	118	30	11-17	47	30	.377
Totals	154-142	527	173	201	55	8	19	329	105	29-45	109	73	.381

Brad Miller, SS

First-Team ABCA, 2011; First-Team Baseball America, 2011; First-Team Collegiate Baseball, 2011;

Second-Team NCBWA, 2011; Second-Team Perfect Game, 2011

Year	GP-GS	AB	R	H	2B	3B	HR	TB	RBI	SB	BB	SO	Avg.
2009	66-66	238	49	65	6	1	3	82	36	16-21	53	35	.273
2010	69-69	252	71	90	19	4	8	141	49	9-11	50	43	.357
2011	56-54	195	53	77	11	3	5	109	50	21-26	40	34	.395
Totals	191-189	685	173	232	36	8	16	332	135	46-58	143	112	.339

David Miller, 1B/OF

Second-Team ABCA, 1995; Second-Team NCBWA, 1995;

Third-Team Baseball America, 1995; Third-Team Collegiate Baseball, 1995

Year	GP-GS	AB	R	H	2B	3B	HR	TB	RBI	SB	BB	SO	Avg.
1993	44-18	85	12	23	3	1	0	28	12	1-1	4	11	.271
1994	71-71	288	52	90	13	4	1	114	59	23-31	36	31	.313
1995	68-68	271	79	103	14	10	9	164	78	27-32	44	36	.380
Totals	183-157	644	143	216	30	15	10	306	149	51-64	84	78	.335

Shane Monahan, OF

First-Team ABCA, 1994; First-Team Baseball America, 1994; First-Team NCBWA, 1994;

Second-Team Collegiate Baseball, 1994; First-Team Collegiate Baseball, 1995;

First-Team NCBWA, 1995; Second-Team ABCA, 1995; Second-Team Baseball America, 1995

Year	GP-S	AB	R	H	2B	3B	HR	TB	RBI	SB	BB	SO	Avg.
1993	65-65	253	56	94	15	7	9	150	64	17-21	20	49	.372
1994	75-75	330	97	137	23	9	11	211	53	23-31	36	33	.415
1995	67-67	273	82	106	22	5	12	174	52	21-28	44	37	.388
Totals	207-207	856	235	337	60	21	32	535	169	61-80	100	119	.394

Ryan Mottl, P

Third-Team NCBWA, 1998

Year	G	GS	CG	SH	SV	IP	H	R	ER	ERA	SO	BB	W-L	Pct.
1997	16	16	2	0	0	106.2	113	63	56	4.73	99	33	10-3	.769
1998	16	16	1	0	0	101.0	101	62	54	4.81	96	31	9-4	.692
1999	19	17	1	0	0	99.2	120	82	68	6.14	84	53	4-8	.333
2000	21	19	2	1	0	107.0	103	52	44	3.70	81	28	10-4	.714
Totals	72	68	6	1	0	414.1	437	259	222	4.82	360	145	33-19	.635

Kevin Northrup, OF

Second-Team ABCA, 1992; Second-Team Baseball America, 1992;

Third-Team Collegiate Baseball, 1992

Year	GP-S	AB	R	H	2B	3B	HR	TB	RBI	SB	BB	SO	Avg.
1989	35-14	66	12	14	2	0	1	20	5	3-5	16	19	.212
1990	53-46	173	35	53	10	0	7	84	33	12-12	15	28	.306
1991	67-66	254	72	89	20	9	5	142	48	21-22	31	32	.350
1992	64-64	249	67	95	23	2	9	149	64	47-55	51	31	.382
Totals	219-190	742	186	251	55	11	22	395	150	83-94	113	110	.338

Billy O'Dell, P

Second-Team ABCA, 1954

Year	G	GS	CG	IP	H	R	ER	ERA	BB	SO	W-L	Pct.
1952	10	7	4	56.0	48	36	18	2.89	16	81	5-2	.714
1953	11	8	6	72.1	25	22	11	1.36	32	108	6-3	.667
1954	14	11	9	91.1	56	26	8	0.79	35	111	8-3	.727
Totals	35	26	19	219.2	129	84	37	1.51	83	300	19-8	.704

Kyle Parker, OF/1B

First-Team Ping!Baseball, 2010; Second-Team Baseball America, 2010;

Second-Team NCBWA, 2010; Third-Team ABCA, 2010

Year	GP-S	AB	R	H	2B	3B	HR	TB	RBI	SB	BB	SO	Avg.
2008	57-55	211	44	64	12	0	14	118	50	2-3	32	48	.303
2009	63-60	231	48	59	7	0	12	102	52	6-6	29	52	.255
2010	67-67	247	85	85	15	1	20	162	64	4-6	56	60	.344
Totals	187-182	689	177	208	34	1	46	382	166	12-15	117	160	.302

Chad Phillips, P/OF

Third-Team NCBWA, 1993

Year	G	GS	CG	SH	SV	IP	H	R	ER	ERA	SO	BB	W-L	Pct.
1990	15	0	0	0	2	25.0	24	13	11	3.96	17	5	1-0	1.000
1991	13	3	0	0	2	37.2	40	23	16	3.82	25	16	1-0	1.000
1992	13	1	0	0	3	34.0	32	18	16	4.24	29	11	3-1	.750
1993	16	15	1	0	0	90.2	93	35	30	2.98	69	24	12-2	.857
Totals	57	19	1	0	7	187.1	189	89	73	3.51	140	56	17-3	.850

Year	GP-S	AB	R	H	2B	3B	HR	TB	RBI	SB	BB	SO	Avg.
1990	38-9	44	6	13	5	0	0	18	4	1-1	8	4	.295
1991	45-12	63	15	25	3	0	1	31	14	3-4	11	3	.397
1992	43-40	153	25	44	8	3	2	64	25	6-7	8	25	.288
1993	42-21	42	5	12	3	0	1	18	5	0-0	1	5	.286
Totals	168-82	302	51	94	19	3	4	131	48	10-12	28	37	.311

Steve Reba, P

Third-Team ABCA, 2001; Third-Team Collegiate Baseball, 2001; Second-Team NCBWA, 2002;

Third-Team ABCA, 2002; Third-Team Collegiate Baseball, 2002

Year	G	GS	CG	SH	SV	IP	H	R	ER	ERA	SO	BB	W-L	Pct.
1999	21	7	0	0	0	56.2	78	49	47	7.46	45	34	5-4	.555
2000	19	2	0	0	2	42.0	33	16	13	2.79	33	15	3-0	1.000
2001	18	17	2	1	0	108.0	84	39	31	2.58	103	31	12-3	.800
2002	20	19	1	0	0	112.2	121	67	55	4.39	82	44	13-4	.765
Totals	78	45	3	1	2	319.1	316	171	146	4.11	263	124	33-11	.750

Kurt Seibert, SS

Third-Team ABCA, 1976

Year	G	AB	R	H	2B	3B	HR	RBI	SB	BB	SO	Avg.
1974	28	95	22	30	3	2	0	13	4	17	9	.316
1975	43	153	48	49	8	2	0	13	21	39	17	.320
1976	44	160	43	55	5	2	2	13	13	50	12	.344
Totals	115	408	113	134	16	6	2	39	38	106	38	.328

Bill Spiers, SS

First-Team Sporting News, 1987

Year	G	AB	R	H	2B	3B	HR	RBI	SB	BB	SO	Avg.
1985	47	171	31	65	10	1	0	22	9	9	10	.380
1986	62	258	73	83	11	5	12	53	35	35	40	.322
1987	64	252	65	73	13	11	5	44	16	31	26	.290
Totals	173	681	169	221	34	17	17	119	60	75	76	.325

Casey Stone, OF

Third-Team NCBWA, 2001

Year	GP-S	AB	R	H	2B	3B	HR	TB	RBI	SB	BB	SO	Avg.
1998	45-15	86	18	23	3	1	0	28	14	2-2	8	12	.267
1999	49-24	104	22	25	4	0	0	29	17	7-9	18	9	.240
2000	69-69	272	65	97	11	3	1	117	51	25-30	23	15	.357
2001	62-62	274	63	103	17	2	2	130	49	25-30	13	10	.376
Totals	225-170	736	168	248	35	6	3	304	131	59-71	62	46	.337

Tim Teufel, 2B

First-Team Sporting News, 1980

Year	G	AB	R	H	2B	3B	HR	RBI	SB	BB	SO	Avg.
------	---	----	---	---	----	----	----	-----	----	----	----	------

C



(FROM LEFT TO RIGHT) DENNY WALLING, STEVE TUCKER, KURT SEIBERT, BILLY WINGO, AND PAT FITZSIMMONS WERE ALL NAMED TO THE ALL-ACC TEAM IN 1975.

ACC ACADEMIC HONOR ROLL

1957 Carol Brown
Sam Gambrell
Harold Lingerfelt

1959 Clayton Lowder

1960 David Sprouse

1961 David Sprouse

1962 Damon Vincent

1963 Greg Casey
Elmo Lam
Damon Vincent
David Wrenn

1965 David Wrenn

1966 John Dinneen
Jack McCall
Pete Myers

1967 Bill Bonekat
John Dinneen
Bob Lowell
Pete Myers
Bill Parmar
Keith Waters
Charlie Watson

1968 Bill Bonekat
Nelson Gibson

1969 Bill Bonekat
Dave Monjot

1971 Lindsay Graham

1972 Pat Fitzsimmons
Pete Hendricks

1973 Pat Fitzsimmons
Charlie Ing
Randy Quintell
Pete Sampson

1974 Terry Armstrong
Charlie Ing
Randy Quintrell
Pete Sampson

1975 Chuck Porter
Randy Quintrell

1976 David Beasley
Steve Nilsson
Chuck Porter
Randy Quintrell

1977 Steve Nilsson
Randy Quintrell
Billy Trapp

1978 Alan Hoover
Steve Nilsson

1979 Alan Armour
Jody Burttram
Doug Gray
Billy Trapp

1980 Greg Guin
Neil Simons
Billy Trapp

1981 Alan Armour
Jody Burttram
Jeff Gilbert
Mike Mahoney

1982 Jeff Gilbert
Frank Russ
Craig Roberson

1983 Jeff Gilbert
Tom Mallon
Craig Roberson

1984 Derek Spears
George Stone
Oliver Whitaker

1985 Burke Fairey
Jeff Kerr
Bill Spiers
George Stone

1986 George Stone
Jeff Frazier
Doug Marchal

1987 Doug Marchal
Randy Mazey
Tim Parker
Bill Spiers
Oliver Whitaker

1988 Brian Kowitz
Randy Mazey
Tim Parker
Jerome Santivaschi

1989 Alan Botkin
Jerome Santivaschi

1990 Fred Daniels
Brian Kowitz
Tim Parker

Michael Spiers
David Tripp

1991 Jim Anderson
Fred Daniels
Jeff Miller
Jeff Morris
Michael Spiers
Fred Daniels
Jamie Eggleston
Billy McMillon
Scott Melzer
Jeff Miller
Jeff Morris
Andy Taulbee

1992 Jason Dawsey
Mike Eydenberg
Paul Galloway
Jeff Keppen
Scott Melzer
Hoby Mork
Jeff Morris
Andy Taulbee

1993 Eric DeMoura
Jamie Eggleston
Mike Eydenberg
Paul Galloway
Jeff Keppen
Andy Taulbee

1994 Eric DeMoura
Paul Galloway
Derek Borgert
Eric DeMoura
Paul Galloway
Brian Holstad
Bryan Schroeder
Rodney Williams

1995 Eric DeMoura
Jamie Eggleston
Paul Galloway
Scott Winchester

1996 Derek Borgert
Eric DeMoura
Paul Galloway
Brian Holstad
Bryan Schroeder
Rodney Williams

1997 Brian Adams
Darren Adams
Derek Borgert
Eric DeMoura
Jeff Kane
Matthew LeCroy
Ryan Mottl
Mike Paradis
Bryan Schroeder
Brian Werner

1998 Darren Adams
Derek Borgert
Mike Calitri
Donovan Harrison
Justin Singleton
Derek Borgert
Mike Calitri
Jesse Douglass
Brian Ellis
Mike Paradis
Grant Redding
Doug Roper
Justin Singleton
Henri Stanley
Jeff Vessell

1999 Chad Bendinelli
Khalil Greene
Paul Harrelson
Matt Henrie
Brian Holstad
B.J. LaMura
Spencer Lindsay
Mike Proto
Jarrod Schmidt
Justin Singleton
Henri Stanley
Casey Stone

2000 Jeff Baker
Chad Coder
Nick Glaser
Khalil Greene
Ryan Hub
Steven Jackson
Michael Johnson
Ryan Klosterman
B.J. LaMura
Mike Proto
Jon Smith
Casey Stone

2001 Jeff Baker
Chad Coder

2002 Jeff Baker
Chad Coder

ALL-ACC ACADEMIC SELECTIONS

2006	Brad Chalk Sean Clark Josh Cribb Herman Demmink Ben Hall Taylor Harbin David Kopp	2010	Matt Vaughn Kevin Brady Mike Freeman David Haselden Brad Miller Richie Shaffer
2007	Alex Lee Daniel Moskos Matt Vaughn Mike Freeman Alex Lee Justin Sarratt Graham Stoneburner	2011	Kevin Brady Matt Campbell Scott Firth David Haselden Spencer Kieboom Brad Miller Phil Pohl Kevin Pohle Justin Sarratt Richie Shaffer Jason Stolz
2008	Mike Freeman Alex Lee Justin Sarratt Graham Stoneburner		
2009	Mike Freeman Jason Stolz Graham Stoneburner		

JUSTIN SARRATT (2007-11), WHO GRADUATED IN MAY OF 2010 WITH A DEGREE IN MANAGEMENT, BECAME JUST THE SECOND TIGER IN HISTORY TO MAKE THE ACC ACADEMIC HONOR ROLL FIVE TIMES.

Josh Cribb
Jess Easterling
Kyle Frank
Zane Green
Khalil Greene
Paul Harrelson
Ryan Hub
Steven Jackson
Michael Johnson
Ryan Klosterman
B.J. LaMura
Gene Pierce
Daniel Pritchard
Jarrod Schmidt

2003 Josh Cribb
Herman Demmink
Jess Easterling
Kyle Frank
Zane Green
Paul Harrelson
Jeff Hourigan
Ryan Hub
John Ingram
Steven Jackson
Collin Mahoney
Gene Pierce

2004 Jason Berken
Josh Cribb
Andy D'Alessio
Herman Demmink
Stephen Faris
Doug Hogan
Patrick Hogan
Ryan Hub
John Ingram
Tyler Lumsden
Collin Mahoney
Brad McCann
Gene Pierce
Robert Rohrbaugh
Travis Storrer
P.J. Zocchi

2005 Jorge Andrade, Jr.
Brad Chalk
Sean Clark
Josh Cribb
Andy D'Alessio
Stephen Faris
Jesse Ferguson
Chris Fidrych
Drew Fiorenza
Ben Hall
Taylor Harbin

Kris Harvey
Chris Howard
David Kopp
Tanner Leggett
Alex Martin
Gene Pierce
Daniel Pritchard
Robert Rohrbaugh
Chris Allen
William Bond
Brad Chalk
Sean Clark
Josh Cribb
Herman Demmink
Stephen Faris
Chris Fidrych
Drew Fiorenza
Ben Hall
Taylor Harbin
Doug Hogan
Chris Howard
David Kopp
Alex Martin
Daniel Moskos
Matt Vaughn
P.J. Zocchi

2006 William Bond
Brad Chalk
Chris Fidrych
Taylor Harbin
Alex Lee
Daniel Moskos
Justin Sarratt
Graham Stoneburner
Matt Vaughn
Adam Ward
William Bond
Mike Freeman
Doug Hogan
Alex Lee
Clinton McKinney
Justin Sarratt
Jeff Schaus
Graham Stoneburner
Josh Thrailkill
Matt Vaughn
Adam Ward

2007 William Bond
Alex Burg
Brad Chalk
Chris Fidrych
Taylor Harbin
Alex Lee
Daniel Moskos
Justin Sarratt
Graham Stoneburner
Matt Vaughn
Adam Ward

2008 William Bond
Mike Freeman
Doug Hogan
Alex Lee
Clinton McKinney
Justin Sarratt
Jeff Schaus
Graham Stoneburner
Josh Thrailkill
Matt Vaughn
Adam Ward

2009 Kevin Brady
Mike Freeman
David Haselden
Ryan Hinson
Will Lamb

Clinton McKinney
Brad Miller
Richard Mounce
Phil Pohl
Justin Sarratt
Jason Stolz
Graham Stoneburner
Josh Thrailkill
Chris Allen
Adam Ward
Scott Weismann
Wilson Boyd
Kevin Brady
Kevin Caughman
Marcus Curry
Mike Freeman
David Haselden
Spencer Kieboom
Brad Miller
John Nester
Phil Pohl
Justin Sarratt
Richie Shaffer
Jason Stolz

2010 Clay Bates
Kevin Brady
Matt Campbell
Kevin Caughman
Scott Firth
John Hinson
Spencer Kieboom
Jonathan Meyer
Brad Miller
Phil Pohl
Kevin Pohle
Justin Sarratt
Richie Shaffer
Jason Stolz

Five-Time Recipients

Josh Cribb.....2002-06
Justin Sarratt.....2007-11

Four-Time Recipients

Randy Quintrell.....1974-77
Paul Galloway.....1993-96
Eric DeMoura.....1994-97
Derek Borgert.....1996-99
Ryan Hub.....2001-04
Gene Pierce.....2002-05
Matt Vaughn.....2006-09

Three-Time Recipients

Bill Bonekat.....1967-69
Billy Trapp.....1977,79,80
Jeff Gilbert.....1981-83
George Stone.....1984-86
Tim Parker.....1987,88,90
Fred Daniels.....1990-92
Jeff Morris.....1991-93
Andy Taulbee.....1992-94
Justin Singleton.....1998-00
Khalil Greene.....2000-02
B.J. LaMura.....2000-02
Paul Harrelson.....2000,02,03
Steven Jackson.....2001-03
Herman Demmink.....2003,04,06
Stephen Faris.....2004-06
Doug Hogan.....2004,06,08
Brad Chalk.....2005-07
Chris Fidrych.....2005-07
Taylor Harbin.....2005-07
William Bond.....2006-08
Graham Stoneburner.....2007-09
Adam Ward.....2007-09
Mike Freeman.....2008-10
Kevin Brady.....2009-11
Brad Miller.....2009-11
Phil Pohl.....2009-11
Jason Stolz.....2009-11

First-Team All-ACC on the Field & ACC Academic Honor Roll off the Field

Elmo Lam.....1963
Jack McCall.....1966
Chuck Porter.....1976
Neil Simons.....1980
Mike Mahoney.....1981
Jeff Gilbert.....1982
Randy Mazey.....1987
Bill Spiers.....1987
Brian Kowitz.....1990
Scott Winchester.....1995
Matthew LeCroy.....1997
Jeff Baker.....2001
Khalil Greene.....2001,02
Michael Johnson.....2002
Taylor Harbin.....2005
Kris Harvey.....2005
Josh Cribb.....2006
Brad Miller.....2011
Richie Shaffer.....2011

TOP-25 NCAA STAT RANKINGS

Year	Team/Player	Category	Figure	Rk
1958	Harold Stowe	Appearances	21	1
	Harold Stowe	Innings Pitched	126.2	1
	Harold Stowe	Strikeouts	126	1
	Harold Stowe	Wins	14	1
1959	Clemson	ERA	2.47	9
	Harold Stowe	Appearances	19	2
	Harold Stowe	K/9 IP	10.8	12
1960	Clemson	Batting Average	.290	24
	Dave Lynn	HR/Game	0.36	5
	Dave Lynn	Slugging %	.708	15
1962	Clemson	HR/Game	1.6	1
	Clemson	Slugging %	.508	3
	Clemson	Batting Average	.313	4
	Clemson	Fielding %	.957	9
	Johnny Jones	Slugging %	.732	8
	Johnny Jones	Batting Average	.439	10
	Clemson	Batting Average	.282	25
1963	Clemson	Fielding %	.954	20
1965	Clemson	Batting Average	.290	14
	Rusty Adkins	Batting Average	.444	5
	Jack McCall	HR/Game	0.28	8
	Jack McCall	Slugging %	.670	16
	Rusty Adkins	Slugging %	.659	21
	Clemson	HR/Game	1.28	1
	Clemson	R/Game	9.1	1
1966	Clemson	Slugging %	.502	1
	Clemson	Batting Average	.321	2
	Clemson	Fielding %	.958	16
	George Sutton	HR/Game	0.38	3
	Jack McCall	2B/Game	0.41	4
	George Sutton	RBI/Game	1.34	6
	Rusty Adkins	3B/Game	0.21	10
1967	Lawton Cowart	HR/Game	0.28	10
	Lawton Cowart	RBI/Game	1.10	13
	Clemson	Fielding %	.962	8
	Clemson	ERA	2.16	22
	Bill Parmer	ERA	1.14	13
	Bill Parmer	Wins	9	18
	Clemson	Wins	11	12
1971	Rusty Gerhardt	Wins	11	12
1975	Clemson	ERA	2.47	14
	Clemson	Fielding %	.961	17
	Denny Walling	RBI/Game	1.58	1
	Denny Walling	Slugging %	.807	2
	Denny Walling	HR/Game	0.34	4
	Denny Walling	Batting Average	.421	10
	Clemson	Fielding %	.967	8
1976	Chuck Porter	Wins	12	9
	David Caldwell	3B/Game	0.16	12
	Clemson	Fielding %	.967	9
1977	Clemson	R/Game	7.8	13
	Brian Snyder	ERA	1.19	2

1979	Ron Musselman	Wins	12	6
	Bill Foley	HR/Game	0.27	15
	Clemson	R/Game	8.3	10
1980	Tim Teufel	RBI/Game	1.43	11
1981	Greg Guin	2B/Game	0.37	14
1982	Clemson	2B/Game	2.19	4
1983	Clemson	ERA	3.48	13
1984	Clemson	ERA	2.99	6
1985	Clemson	2B/Game	1.96	7
1986	Clemson	DP/Game	1.11	8
1987	Clemson	ERA	3.79	11
	Bill Spiers	3B/Game	0.17	10
	Clemson	2B/Game	2.35	8
1988	Clemson	SB/Game	2.76	9
	Clemson	ERA	3.23	13
	Brian Barnes	Strikeouts	208	1
1989	Brian Barnes	K/9 IP	12.8	2
	Brian Barnes	Wins	16	4
	John Pawlowski	ERA	1.96	19
1990	Clemson	R/Game	7.94	13
	Brian Kowitz	R/Game	1.32	2
	Eric Macrina	RBI/Game	1.30	6
	Eric Macrina	HR/Game	0.34	10
	Joe DeBerry	RBI/Game	1.17	20
	Clemson	R/Game	9.97	1
	Clemson	Winning %	.857	1
1991	Clemson	Wins	60	1
	Clemson	2B/Game	2.70	2
	Clemson	HR/Game	1.59	2
	Clemson	Slugging %	.571	5
	Clemson	Batting Average	.341	7
	Clemson	3B/Game	0.47	22
	Jason Angel	Wins	14	4
1992	Eric Macrina	HR/Game	0.35	16
	Billy McMillon	2B/Game	0.40	21
	Jason Angel	ERA	2.33	24
	Clemson	ERA	2.86	5
	Clemson	Winning %	.781	5
	Clemson	SB/Game	2.05	23
	Paxton Briley	ERA	1.69	5
1993	Kevin Northrup	SB/Game	0.73	10
	Clemson	2B/Game	2.20	13
	Clemson	3B/Game	0.45	21
	Chad Phillips	Wins	12	9
	Scott Winchester	Saves	10	13
	Keith Williams	RBI/Game	1.22	21
	Clemson	Wins	57	1
1994	Clemson	Winning %	.760	5
	Clemson	ERA	3.46	21
	Shane Monahan	Hits	137	1
	Shane Monahan	Runs	97	1
	Andy Taulbee	Wins	12	14
	Shane Monahan	R/Game	1.29	15
	Shane Monahan	Batting Average	.415	21
1995	Clemson	Wins	54	2
	Clemson	Winning %	.794	3
	Clemson	ERA	3.14	6
	Clemson	DP/Game	1.16	7
	Clemson	R/Game	8.38	10
	Clemson	Slugging %	.495	17
	Clemson	3B/Game	0.46	24
1996	Billy Koch	K/9 IP	11.5	5
	Scott Winchester	Saves	14	6
	David Miller	3B/Game	0.15	10
	Gary Burnham	2B/Game	0.41	23
	Clemson	ERA	3.03	1
	Clemson	Wins	51	4
	Clemson	Winning %	.750	11
1997	Clemson	Fielding %	.965	27
	Billy Koch	K/9 IP	12.3	3
	Kris Benson	Wins	14	T-4
	Kris Benson	ERA	2.02	5
	Kris Benson	K/9 IP	11.8	5
	Ken Vining	K/9 IP	10.6	21
	Clemson	HR/Game	1.48	25
1998	Kurt Bultmann	2B/Game	0.52	4
	Matthew LeCroy	HR/Game	0.38	25
	Clemson	Winning %	.729	13
	Clemson	Fielding %	.965	20
	Clemson	ERA	4.27	21
	Scott Clackum	Saves	9	T-14
	Clemson	2B/Game	2.45	15
1999	Clemson	R/Game	8.87	17
	Clemson	DP/Game	1.09	23
	Jason Harris	BB/Game	0.93	T-24
	Henri Stanley	BB/Game	0.93	T-24
	Clemson	Winning %	.739	9
	Clemson	Fielding %	.969	13
	Clemson	ERA	3.99	19

2001	Clemson	3B/Game	0.41	21
	Nick Glaser	Saves	15	T-6
	Ryan Riley	3B/Game	0.13	T-11
2002	Casey Stone	K/AB	1/18.1	18
	Clemson	HR/Game	1.35	16
	Clemson	Fielding %	.968	19
2003	Casey Stone	K/AB	1/27.4	2
	Jeff Baker	HR/Game	0.38	T-7
	Steve Reba	Winning %	.800	19
2004	Jeff Baker	RBI/Game	1.25	T-25
	Clemson	Winning %	.761	9
	Clemson	Fielding %	.971	9
2005	Clemson	HR/Game	1.58	11
	Clemson	Slugging %	.533	12
	Clemson	Batting Average	.324	21
2006	Clemson	R/Game	8.2	22
	Clemson	DP/Game	1.10	24
	Khalil Greene	Slugging %	.877	2
2007	Khalil Greene	Batting Average	.470	3
	Matt Henrie	Wins	13	T-4
	Steve Reba	Wins	13	T-4
2008	Khalil Greene	2B/Game	0.46	7
	Khalil Greene	R/Game	1.31	9
	Khalil Greene	HR/Game	0.38	11
2009	Jeff Baker	HR/Game	0.37	15
	Michael Johnson	HR/Game	0.35	20
	Khalil Greene	RBI/Game	1.28	22
2010	Jeff Baker	RBI/Game	1.28	23
	Michael Johnson	Slugging %	.749	24
	Clemson	DP/Game	1.11	7
2011	Michael Johnson	BB/Game	63	2
	Clemson	2B/Game	2.29	T-17
	Patrick Hogan	Saves	10	T-21
2012	Clemson	HR/Game	1.15	22
	Kris Harvey	HR/Game	0.38	6
	Taylor Harbin	2B/Game	0.42	13
2013	Brad Chalk	SH/Game	0.23	24
	Clemson	Winning %	.768	4
	Clemson	ERA	3.26	6
2014	Clemson	K/9 IP	8.0	17
	Clemson	HR/Game	1.16	19
	Clemson	Fielding %	.972	22
2015	Brad Chalk	SH/Game	0.31	6
	Andy D'Alessio	HR/Game	0.33	T-16
	Andy D'Alessio	RBI/Game	1.23	21
2016	Clemson	K/9 IP	8.3	12
	Clemson	ERA	3.73	25
	Andy D'Alessio	Home Runs	17	T-23
2017	Matt Vaughn	Saves	11	T-18
	D.J. Mitchell	Strikeouts	106	T-22
	Clemson	ERA	3.68	5
2018	Clemson	Double Plays	69	T-7
	Clemson	Walks	312	9
	Clemson	H/9 IP	8.62	11
2019	Clemson	K/9 IP	8.30	25
	Brad Miller	Walks	53	T-11
	Ben Paulsen	Hits	95	T-22
2020	Clemson	Double Plays	81	2
	Clemson	Walks	375	3
	Clemson	Runs	600	5
2021	Clemson	Sacrifice Flies	42	T-5
	Clemson	DP/Game	1.16	6
	Clemson	Hits	764	8
2022	Clemson	Home Runs	93	T-15
	Clemson	R/Game	8.6	19
	Clemson	Stolen Bases	106	T-25
2023	Jeff Schaus	RBI	87	4
	Kyle Parker	Runs	85	5
	Kyle Parker	Walks	56	T-15
2024	Mike Freeman	Hits	99	T-19
	Kyle Parker	R/Game	1.27	22
	Brad Miller	Walks	50	T-23
2025	Mike Freeman	Sacrifice Flies	7	T-25
	Kyle Parker	Home Runs	20	T-25
2026	Clemson	Sacrifice Flies	46	2
	Clemson	Hits	687	5
	Clemson	Batting Average	.318	6
2027	Clemson	Walks	304	6
	Clemson	Runs	449	11
	Clemson	Slugging %	.460	14
2028	Clemson	Stolen Bases	106	T-14
	Clemson	R/Game	7.1	15
	Clemson	H/9 IP	8.00	23
2029	Clemson	SB/Game	1.68	25
	Clemson	Doubles	127	T-25
	Brad Miller	On-Base %	.498	16
2030	Brad Miller	Batting Average	.395	25
	Spencer Kieboom	Sacrifice Flies	7	T-25

Note: Bold denotes led the nation.



SCOTT WINCHESTER WAS 13TH IN THE NATION WITH 10 SAVES IN 1993. THEN WAS SIXTH IN THE NATION WITH 14 SAVES IN 1995.

HIGHEST SCORING INNINGS

Clemson • Overall

Rk	Date	Opponent	Inning	Runs
1.	3-21-1998	Maryland	3	19
2.	4-7-1979	at N.C. State	9	18
3.	4-23-1999	Georgia Tech	4	16
4.	3-14-1998	Maine ⁽²⁾	6	14
5.	3-30-1954	Washington & Lee	3	13
6.	4-2-1952	Davidson	4	12
	3-31-1974	Duke	4	12
	3-20-1978	Duke	5	12
	3-10-1987	Marshall	1	12
	2-28-1998	North Carolina-Wilmington	3	12
	3-14-1998	Maine ⁽¹⁾	5	12
	3-26-2002	Coastal Carolina	5	12
	6-02-2002	East Carolina	6	12
	4-10-2005	Duke	8	12

Clemson • Inning 1

Rk	Date	Opponent	Runs
1.	3-10-1987	Marshall	12
2.	3-27-1986	Maryland	11
3.	4-18-1961	South Carolina	10
	4-8-1970	at Belmont Abbey	10
	3-30-2002	Maryland	10

Clemson • Inning 2

Rk	Date	Opponent	Runs
1.	5-3-2004	Florida State	11
2.	5-22-1980	East Tennessee State	10

Clemson • Inning 3

Rk	Date	Opponent	Runs
1.	3-21-1998	Maryland	19
2.	3-30-1954	Washington & Lee	13
3.	2-28-1998	North Carolina-Wilmington	12
4.	4-7-1999	Western Carolina	11

Clemson • Inning 4

Rk	Date	Opponent	Runs
1.	4-23-1999	Georgia Tech	16
2.	4-2-1952	Davidson	12
	3-31-1974	Duke	12
4.	5-19-2005	Miami (FL)	11
5.	5-3-1941	Newberry	10
	5-15-2007	College of Charleston	10

Clemson • Inning 5

Rk	Date	Opponent	Runs
1.	3-20-1978	at Duke	12
	3-14-1998	Maine ⁽¹⁾	12
	3-26-2002	Coastal Carolina	12
4.	3-6-1998	Stetson	11
5.	3-28-1969	Buffalo	10
	4-20-1984	Maryland*	10
	4-10-1989	Western Carolina	10
	3-24-1996	Maryland	10
	3-18-1997	Coastal Carolina	10
	2-26-2000	James Madison	10
	5-15-2010	at Wake Forest	10

* - Durham, NC

Clemson • Inning 6

Rk	Date	Opponent	Runs
1.	3-14-1998	Maine ⁽²⁾	14
2.	6-2-2002	East Carolina	12
3.	3-2-1991	at Nevada-Las Vegas	11
4.	4-17-1971	Florida State	10
	4-14-1990	N.C. State	10

Clemson • Inning 7

Rk	Date	Opponent	Runs
1.	4-17-1951	Furman	11
	4-2-1958	The Citadel	11
	4-18-2000	Elon	11
4.	3-19-1974	at Florida	10
	5-13-1982	at Georgia Southern	10

Clemson • Inning 8

Rk	Date	Opponent	Runs
1.	4-10-2005	Duke	12
2.	4-1-1950	at Presbyterian College	11
	3-3-1975	West Virginia	11
4.	2-27-1980	Georgia	10
	4-23-2002	Furman	10

Clemson • Inning 9

Rk	Date	Opponent	Runs
1.	4-7-1979	at N.C. State	18
2.	4-14-1995	at N.C. State	11

Opponent • Overall

Rk	Date	Opponent	Inning	Runs
1.	4-28-1930	at South Carolina	7	13
2.	4-10-1993	at N.C. State	1	12
	4-23-1997	at South Carolina	5	12
4.	4-5-1997	at Florida State	6	11
5.	4-11-1929	Michigan	5	10
	3-31-1949	Duke	5	10
	3-20-1976	at Georgia Southern	8	10
	4-8-1981	at Georgia	5	10
	5-14-1994	at Georgia Tech	5	10

Opponent • Inning 1

Rk	Date	Opponent	Runs
1.	4-10-1993	at N.C. State	12
2.	3-24-1950	Michigan State	8
	4-17-1985	Maryland*	8

* - Atlanta, GA

Opponent • Inning 2

Rk	Date	Opponent	Runs
1.	4-7-1937	at Erskine	9
2.	5-13-1950	The Citadel	8
	6-15-1958	Holy Cross*	8
	3-12-1972	at Florida State	8

* - Omaha, NE

Opponent • Inning 3

Rk	Date	Opponent	Runs
1.	4-18-1949	Wofford	9
	4-24-1977	Wake Forest	9
3.	4-12-1955	Maryland	8
	5-4-1962	at Wake Forest	8
	4-12-1990	at South Carolina	8
	4-19-1997	at N.C. State	8

Opponent • Inning 4

Rk	Date	Opponent	Runs
1.	5-7-1969	at Davidson	9
2.	3-27-1954	Ohio State*	8
	2-2-1986	at Georgia Southern	8
	5-14-2010	at Wake Forest	8

* - Winter Park, FL

Opponent • Inning 5

Rk	Date	Opponent	Runs
1.	4-23-1997	at South Carolina	12
2.	3-31-1949	at Duke	10
	4-8-1981	at Georgia	10
	5-14-1994	at Georgia Tech	10
	5-28-1999	Missouri State*	10

* - Fayetteville, AR

Opponent • Inning 6

Rk	Date	Opponent	Runs
1.	4-5-1997	at Florida State	11
2.	4-11-1929	Michigan	10
3.	4-7-1952	Wake Forest	9
	3-18-2006	at Virginia	9
5.	3-28-1985	at Virginia	8
	4-29-2005	Georgia Tech	8

Opponent • Inning 7

Rk	Date	Opponent	Runs
1.	4-28-1930	at South Carolina	13
2.	4-12-1955	Maryland	8
	3-28-1966	Ohio	8
	3-19-1976	at Jacksonville	8
	4-29-1983	at Western Carolina	8
	4-24-1985	at Georgia	8
	6-2-2001	at Miami (FL)	8


Opponent • Inning 8

Rk	Date	Opponent	Runs
1.	3-20-1976	at Georgia Southern	10
2.	4-4-1949	Georgia	9
	5-8-1995	at Georgia Southern	9
4.	5-23-1966	at Florida State	8
	4-9-1969	at Georgia	8
	3-25-1997	at Western Carolina	8
	3-5-1999	Liberty	8
	4-16-2006	at Georgia Tech	8
	4-5-2008	at Miami (FL)	8

Opponent • Inning 9

Rk	Date	Opponent	Runs
1.	4-19-1949	Presbyterian College	9

Note: **Bold** denotes a Clemson home game.



KRIS HARVEY HAD TWO HITS, INCLUDING A TWO-RUN HOMER, IN CLEMSON'S 11-RUN FOURTH INNING AGAINST MIAMI (FL) ON MAY 19, 2005.

CLEMSON IN THE POLLS



- OVERVIEW
- COACHES
- PLAYERS
- OPPONENTS
- REVIEW
- TRADITIONS
- RECORDS

1987		
Date	BA	CB
Pre	---	---
2-16	14	---
2-23	13	---
3-2	13	---
3-9	13	20
3-16	10	8
3-23	10	7
3-30	8	8
4-6	8	10
4-13	9	6
4-20	9	7
4-27	11	12
5-4	9	11
5-11	9	9
5-18	10	13
5-26	10	10
Final	10	10

1988		
Date	BA	CB
Pre	---	---
2-21	---	---
3-1	---	---
3-8	23	17
3-15	19	9
3-22	20	17
3-29	20	20
4-5	16	17
4-12	12	13
4-19	12	10
4-26	11	7
5-3	11	6
5-10	10	7
5-17	14	13
5-24	14	8
Final	15	21

1989		
Date	BA	CB
Pre	13	15
2-13	14	16
2-20	13	16
2-27	15	21
3-6	13	19
3-13	14	14
3-20	13	14
3-27	14	11
4-3	11	10
4-10	8	7
4-17	12	9
4-24	16	15
5-1	18	---
5-8	18	24
5-15	25	---
5-22	19	16
Final	14	14

1990		
Date	BA	CB
Pre	20	20
2-13	20	18
2-20	20	18
2-27	18	16
3-6	18	16
3-13	18	14
3-20	17	12
3-27	25	19
4-3	---	---
4-10	---	---
4-17	---	---
4-24	---	---
5-1	22	18
5-8	---	23
5-15	---	23
5-22	---	---
5-29	---	---
Final	---	---

1991		
Date	BA	CB
Pre	---	22
2-12	---	22
2-19	---	22
2-26	---	22
3-5	18	22
3-12	16	23
3-19	15	14

3-26	14	16
4-2	13	13
4-9	11	10
4-16	11	11
4-23	6	8
4-30	5	6
5-6	5	5
5-13	4	5
5-20	4	4
5-27	4	3
Final	4	8

1992		
Date	BA	CB
Pre	18	24
2-17	18	24
2-24	16	22
3-2	14	18
3-9	10	9
3-16	10	6
3-23	8	7
3-30	5	4
4-7	4	3
4-14	3	2
4-21	3	2
4-28	4	3
5-5	4	4
5-12	4	3
5-19	5	6
5-26	7	10
Final	7	10

1993			
Date	BA	CB	SW
Pre	19	21	20
2-8	20	21	20
2-22	22	---	22
3-1	20	25	22
3-8	24	---	18
3-15	24	---	16
3-22	---	---	19
3-29	---	---	22
4-5	---	---	18
4-12	---	---	16
4-19	---	---	17
4-26	---	---	22
5-3	---	---	19
5-10	22	---	15
5-17	22	25	12
5-24	16	22	11
Final	17	17	16

1994			
Date	BA	CB	SW
2-14	---	25	NP
2-21	---	17	NP
2-28	---	22	NP
3-7	---	15	NP
3-14	---	7	NP
3-21	---	7	NP
3-28	15	14	7
4-4	13	12	7
4-11	8	7	5
4-18	8	6	4
4-25	9	4	5
5-2	6	1	2
5-9	3	1	1
5-16	1	1	1
5-23	1	1	1
5-31	4	9	NP
Final	4	9	9

1995			
Date	BA	CB	SW
Pre	5	4	5
2-13	5	4	5
2-20	9	8	7
2-27	8	8	7
3-6	6	6	4
3-13	4	5	4
3-20	2	2	2
3-27	1	1	1
4-3	3	3	4
4-10	2	2	3
4-17	2	2	2
4-24	5	4	6
5-1	3	4	3
5-8	3	4	3
5-15	5	7	5



THE 2000 TIGERS WERE RANKED IN THE TOP 25 OF EVERY POLL AND ENDED THE SEASON RANKED #5 IN THE SPORTS WEEKLY POLL AFTER THEIR COLLEGE WORLD SERIES APPEARANCE.

5-22	4	5	6
5-29	4	4	5
Final	8	8	8

1996			
Date	BA	CB	SW
Pre	7	21	8
2-13	7	21	NP
2-20	11	22	19
2-27	10	18	15
3-5	5	9	8
3-12	5	5	6
3-19	6	10	9
3-26	7	9	7
4-2	9	9	8
4-9	9	9	7
4-16	4	8	4
4-23	7	12	8
4-30	11	16	9
5-7	6	10	8
5-14	5	8	5
5-21	8	10	9
5-27	5	7	NP
Final	5	4	4

1997			
Date	BA	CB	SW
Pre	22	17	18
2-10	22	17	NP
2-17	22	17	13
2-24	19	10	11
3-3	21	12	13
3-10	13	12	12
3-17	11	10	10
3-24	16	15	13
3-31	17	18	13
4-7	---	25	15
4-14	---	---	17
4-21	---	---	22
4-28	---	---	23
5-5	---	---	21
5-12	---	---	20
5-19	---	25	22
5-26	---	---	NP
Final	---	---	24

1998			
Date	BA	CB	SW
Pre	---	16	22
2-9	23	16	NP
2-16	23	16	16
2-23	21	14	13
3-2	16	10	10
3-9	12	5	7
3-16	10	5	6
3-23	8	4	4
3-30	7	5	4
4-6	7	5	3
4-13	9	8	7
4-20	8	7	4
4-27	7	7	3
5-4	8	10	5

1999			
Date	BA	CB	SW
Pre	14	20	16
2-8	14	22	NP
2-15	11	20	13
2-22	12	20	14
3-1	19	---	22
3-8	---	---	---
3-15	---	---	---
3-22	---	---	---
3-29	---	---	---
4-5	---	---	---
4-12	---	---	---
4-19	---	---	---
4-26	---	23	---
5-3	---	23	---
5-10	---	19	---
5-17	---	19	---
5-24	24	16	---
5-31	17	12	NP
6-7	17	13	NP
Final	17	13	14

2000			
Date	BA	CB	SW
Pre	24	11	15
2-7	19	NP	NP
2-14	19	11	18
2-21	17	9	13
2-28	15	8	12
3-6	16	8	10
3-13	10	4	7
3-20	7	1	5
3-27	4	1	4
4-3	9	8	7
4-10	7	6	6
4-17	9	7	6
4-24	7	7	5
5-1	8	9	8
5-8	6	8	6
5-15	7	6	7
5-22	9	8	8
5-29	7	5	NP
6-5	3	3	NP
Final	7	6	5

2001			
Date	BA	CB	SW
Pre	10	5	5
2-5	10	5	NP
2-12	13	5	8
2-19	14	10	10
2-26	14	13	13
3-5	14	13	15
3-12	14	10	14
3-19	14	10	11
3-26	13	14	12

5-11	13	18	9
5-18	18	18	14
5-25	21	23	19
Final	21	23	19

2002			
Date	BA	CB	SW
Pre	2	6	5
2-11	2	4	4
2-18	3	4	4
2-25	2	3	3
3-4	2	3	3
3-11	2	2	2
3-18	2	2	2
3-25	2	1	1
4-1	1	1	1
4-8	1	1	1
4-15	1	1	1
4-22	1	1	1
4-29	1	1	1
5-6	1	1	1
5-13	1	1	1
5-20	6	6	5
5-27	5	7	4
6-3	5	5	NP
6-10	4	4	NP
Final	3	3	3

2003			
Date	BA	CB	SW
Pre	19	18	15
2-3	NP	18	NP
2-10	19	18	14
2-17	18	17	12
2-24	19	19	18
3-3	19	19	18
3-10	19	19	18
3-17	17	14	16
3-24	14	10	13
3-31	20	15	17
4-7	18	13	14
4-14	19	15	15
4-21	---	23	20
4-28	20	16	14
5-5	20	15	14
5-12	---	---	19
5-19	24	21	17
5-26	---	---	21
6-2	---	---	NP
6-9	---	---	NP
Final	---	---	---

2004			
Date	BA	CB	SW
Pre	11	17	13

2005			
Date	BA	CB	SW
Pre	---	---	---

2006			
Date	BA	CB	SW
Pre	2	6	3

4-2	11	8	12
4-9	17	17	18
4-16	12	13	18
4-23	12	12	15
4-30	17	14	16
5-7	17	13	16
5-14	15	13	17
5-21	19	14	20
5-28	17	12	NP
6-4	17	13	NP
Final	17	13	14

ACC TOURNAMENT RESULTS

Year	Site	W-L	Score	Opponent
1973	Chapel Hill, NC	W	10-6	Wake Forest
	Chapel Hill, NC	W	3-1	Virginia
	Chapel Hill, NC	L	4-8	N.C. State
	Chapel Hill, NC	L ⁽¹⁰⁾	2-3	N.C. State
1974	Raleigh, NC	W	6-4	North Carolina
	Raleigh, NC	L	2-3	Virginia
	Raleigh, NC	W	9-6	Virginia
	Raleigh, NC	W	12-5	N.C. State
	Raleigh, NC	L	6-8	N.C. State
1975	Chapel Hill, NC	L	2-7	North Carolina
	Chapel Hill, NC	W	15-1	Wake Forest
	Chapel Hill, NC	W	7-6	North Carolina
	Chapel Hill, NC	L	2-3	N.C. State
1976	Clemson, SC	W	2-0	Wake Forest
	Clemson, SC	W	2-1	Maryland
	Clemson, SC	W	3-2	Maryland
	Clemson, SC	W	10-3	N.C. State
1977	Clemson, SC	L	4-5	Wake Forest
	Clemson, SC	W	14-6	N.C. State
	Clemson, SC	L	9-22	Wake Forest
	Clemson, SC	W	12-1	N.C. State
1978	Clemson, SC	W	13-0	Duke
	Clemson, SC	W	7-2	Wake Forest
	Raleigh, NC	W	4-0	Wake Forest
	Raleigh, NC	W	9-4	Maryland
1980	Raleigh, NC	W	5-4	N.C. State
	Raleigh, NC	W	12-3	North Carolina
	Chapel Hill, NC	W ⁽¹⁰⁾	7-6	Georgia Tech
	Chapel Hill, NC	L	0-1	Duke
1981	Chapel Hill, NC	W ⁽¹⁰⁾	6-5	Wake Forest
	Chapel Hill, NC	W	7-4	North Carolina
	Chapel Hill, NC	W	9-2	Duke
	Chapel Hill, NC	W	7-5	North Carolina
1982	Chapel Hill, NC	W	10-9	Duke
	Chapel Hill, NC	W	16-2	Georgia Tech
	Chapel Hill, NC	L	4-6	Virginia
	Chapel Hill, NC	L	0-3	North Carolina
1983	Chapel Hill, NC	W	12-5	Virginia
	Chapel Hill, NC	W	8-1	N.C. State
	Chapel Hill, NC	L	5-6	North Carolina
	Chapel Hill, NC	W	14-7	Duke
	Chapel Hill, NC	W	5-2	North Carolina
	Chapel Hill, NC	L	1-10	North Carolina
1984	Durham, NC	L	5-8	Duke
	Durham, NC	W	7-6	Virginia
	Durham, NC	W	12-1	Maryland
	Durham, NC	L	6-7	North Carolina
1985	Atlanta, GA	W	17-12	Maryland
	Atlanta, GA	W	3-2	North Carolina
	Atlanta, GA	L	9-12	Georgia Tech
	Atlanta, GA	W	10-8	Virginia
1986	Atlanta, GA	L	5-7	Georgia Tech
	Durham, NC	W ⁽¹⁴⁾	6-5	Wake Forest
	Durham, NC	L	5-16	Georgia Tech
	Durham, NC	W ⁽¹⁰⁾	7-2	Maryland

RECORDS BY SITE & OPPONENT

Site	Years	W-L	Runs	Titles
Atlanta, GA	1	3-2	44-41	0
Clemson, SC	3	8-2	76-42	2
Chapel Hill, NC	5	17-9	168-111	1
Durham, NC	7	10-13	123-133	0
Fort Mill, SC	2	4-4	55-49	0
Greensboro, NC	1	1-2	25-25	0
Greenville, SC	9	35-12	349-196	4
Jacksonville, FL	4	9-6	89-73	1
Raleigh, NC	2	7-2	65-37	1
Saint Petersburg, FL	2	6-4	58-56	0
Salem, VA	2	2-4	37-41	0
Totals	38	102-60	1089-804	9

Team	W-L	Runs
Boston College	0-0	0-0
Duke	8-4	91-51
Florida State	8-11	88-97
Georgia Tech	16-9	207-155
Maryland	12-0	104-30
Miami (FL)	2-1	15-12
North Carolina	16-11	138-129
N.C. State	18-11	218-154
Virginia	10-7	100-84
Virginia Tech	0-1	8-9
Wake Forest	12-5	120-83
Totals	102-60	1089-804

	Durham, NC	L	4-6	N.C. State
1987	Greenville, SC	W	11-4	Wake Forest
	Greenville, SC	W	9-4	North Carolina
	Greenville, SC	W	8-0	N.C. State
	Greenville, SC	L	1-7	Georgia Tech
	Greenville, SC	L	7-11	N.C. State
1988	Greenville, SC	W	9-1	Duke
	Greenville, SC	L	0-1	North Carolina
	Greenville, SC	W	9-0	Maryland
	Greenville, SC	W	5-4	North Carolina
	Greenville, SC	L	6-7	North Carolina
1989	Greenville, SC	W	8-0	Maryland
	Greenville, SC	W	9-3	Georgia Tech
	Greenville, SC	W	5-4	North Carolina
	Greenville, SC	W	9-2	N.C. State
	Greenville, SC	W	12-4	North Carolina
1990	Greenville, SC	W	13-3	Duke
	Greenville, SC	W	7-3	Virginia
	Greenville, SC	L	1-3	North Carolina
	Greenville, SC	L	5-6	N.C. State
1991	Greenville, SC	W	13-1	Maryland
	Greenville, SC	W	7-2	Wake Forest
	Greenville, SC	W	6-5	Georgia Tech
	Greenville, SC	W ⁽¹¹⁾	7-4	Virginia
	Greenville, SC	W	24-8	Georgia Tech
	Greenville, SC	W ⁽¹⁰⁾	3-2	Virginia
1992	Greenville, SC	W	5-2	Florida State
	Greenville, SC	L	1-11	N.C. State
	Greenville, SC	W	5-4	Georgia Tech
	Greenville, SC	W	11-0	Florida State
	Greenville, SC	L	3-7	N.C. State
1993	Greenville, SC	W	4-2	Duke
	Greenville, SC	W	6-1	Florida State
	Greenville, SC	W	9-8	Georgia Tech
	Greenville, SC	W	7-4	North Carolina
	Greenville, SC	L	5-7	Florida State
1994	Greenville, SC	W	11-7	N.C. State
	Greenville, SC	W	7-1	Maryland

	Greenville, SC	W	17-5	N.C. State
	Greenville, SC	W	9-6	Georgia Tech
	Greenville, SC	L	4-10	Florida State
	Greenville, SC	W	4-1	Florida State
1995	Greenville, SC	W	10-0	Maryland
	Greenville, SC	W	6-4	North Carolina
	Greenville, SC	W	11-0	Florida State
	Greenville, SC	W	16-7	N.C. State
	Greenville, SC	L	2-12	Florida State
1996	Greenville, SC	L	2-8	Florida State
	Chapel Hill, NC	W	6-1	Duke
	Chapel Hill, NC	W	6-1	Georgia Tech
	Durham, NC	L	2-4	Virginia
	Durham, NC	L	1-2	Florida State
1997	Saint Petersburg, FL	W	8-6	Wake Forest
	Saint Petersburg, FL	W	7-4	Georgia Tech
	Saint Petersburg, FL	L	4-8	Florida State
	Saint Petersburg, FL	W ⁽¹⁰⁾	11-6	N.C. State
	Saint Petersburg, FL	L	0-10	Florida State
1998	Durham, NC	L	1-4	North Carolina
	Durham, NC	L	6-10	Georgia Tech
1999	Durham, NC	W	7-6	N.C. State
	Durham, NC	L	3-6	Wake Forest
	Durham, NC	W	7-6	Maryland
	Durham, NC	W	8-7	Florida State
	Durham, NC	L	5-9	Wake Forest
2000	Fort Mill, SC	W	9-5	Virginia
	Fort Mill, SC	W	8-4	Florida State
	Fort Mill, SC	L	8-9	Georgia Tech
	Fort Mill, SC	W	12-5	Virginia
	Fort Mill, SC	L	4-8	Georgia Tech
2001	Fort Mill, SC	L	3-7	Virginia
	Fort Mill, SC	W	7-6	North Carolina
	Fort Mill, SC	L	4-5	Florida State
2002	Saint Petersburg, FL	W	10-0	Georgia Tech
	Saint Petersburg, FL	L	4-9	Florida State
	Saint Petersburg, FL	W	5-3	N.C. State
	Saint Petersburg, FL	W	8-6	Wake Forest
	Saint Petersburg, FL	L	1-4	Florida State
2003	Salem, VA	L	2-10	North Carolina
	Salem, VA	L	4-7	Duke
2004	Salem, VA	W	7-6	North Carolina
	Salem, VA	L ⁽¹³⁾	7-11	Georgia Tech
	Salem, VA	W	12-1	N.C. State
	Salem, VA	L	5-6	North Carolina
2005	Jacksonville, FL	L	1-8	Virginia
	Jacksonville, FL	W	9-1	Miami (FL)
	Jacksonville, FL	W	5-4	N.C. State
	Jacksonville, FL	L	4-5	Virginia
2006	Jacksonville, FL	W ⁽⁷⁾	13-1	Wake Forest
	Jacksonville, FL	W	3-2	Georgia Tech
	Jacksonville, FL	L ⁽¹⁰⁾	7-8	Georgia Tech
	Jacksonville, FL	W	16-11	Georgia Tech
	Jacksonville, FL	W	8-4	N.C. State
2007	Jacksonville, FL	W ⁽¹³⁾	5-4	Miami (FL)
	Jacksonville, FL	L	2-3	Wake Forest
	Jacksonville, FL	W	5-1	Florida State
2008	Jacksonville, FL	L	1-7	Miami (FL)
	Jacksonville, FL	L ⁽⁷⁾	0-10	N.C. State
	Jacksonville, FL	W	10-4	Georgia Tech
2009	Durham, NC	L	5-6	Virginia
	Durham, NC	L	4-10	Duke
	Durham, NC	W ⁽¹¹⁾	4-3	North Carolina
2010	Greensboro, NC	L	8-13	N.C. State
	Greensboro, NC	L	8-9	Virginia Tech
	Greensboro, NC	W	9-3	Georgia Tech
2011	Durham, NC	W	9-0	Georgia Tech
	Durham, NC	L	3-6	Florida State
	Durham, NC	W	6-3	N.C. State
Totals			102-60 (.630)	38 Tournaments

Note: Championship-clinching wins in **bold**.



THE 2012 ACC TOURNAMENT WILL RETURN TO NEWBRIDGE BANK PARK IN GREENSBORO, NC AFTER IT WAS HELD THERE FOR THE FIRST TIME IN 2010.

NCAA TOURNAMENT RESULTS

Year	Site	W-L	Score	Opponent
1947	Charlotte, NC	L	2-8	Alabama
	Charlotte, NC	W	8-3	Auburn
	Charlotte, NC	W	1-0	Alabama
	Charlotte, NC	W	4-1	Alabama
1950	New Haven, CT	L	3-7	Yale
	Kannapolis, NC	L	1-6	Alabama
	Kannapolis, NC	L	2-4	Kentucky
	Gastonia, NC	L	6-8	Florida
1958	Gastonia, NC	W	4-2	George Washington
	Gastonia, NC	W ⁽¹⁰⁾	8-5	Florida State
	Gastonia, NC	W	15-14	Florida
	Gastonia, NC	W	3-1	Florida
	* Omaha, NE	W	3-1	Arizona
	* Omaha, NE	L	4-17	Holy Cross
	* Omaha, NE	L	3-5	Western Michigan
	Gastonia, NC	W	9-6	Georgia Tech
1959	Gastonia, NC	W	24-2	Florida State
	Gastonia, NC	W	5-0	Florida State
	* Omaha, NE	L ⁽¹²⁾	2-3	Arizona
	* Omaha, NE	W	7-1	Colorado State
1967	* Omaha, NE	L	0-7	Penn State
	Gastonia, NC	L	3-5	Florida State
	Gastonia, NC	W	5-0	West Virginia
	Gastonia, NC	W	6-4	Florida State
1975	Gastonia, NC	W	3-2	Auburn
	Gastonia, NC	L ⁽¹³⁾	5-6	Auburn
	Ypsilanti, MI	L	3-5	Eastern Michigan
	Ypsilanti, MI	L	4-5	Penn State
1976	Columbia, SC	W	13-2	Furman
	Columbia, SC	W	10-4	South Carolina
	Columbia, SC	W	6-2	Furman
	* Omaha, NE	W	9-4	Auburn
	* Omaha, NE	L ⁽¹⁰⁾	2-3	Eastern Michigan
	* Omaha, NE	L	6-10	Arizona
	Coral Gables, FL	W	8-7	Mississippi
	Coral Gables, FL	W	7-2	Miami (FL)
1977	Coral Gables, FL	L	3-10	Miami (FL)
	Coral Gables, FL	W	10-9	Miami (FL)
	* Omaha, NE	L	7-10	Arizona State
	* Omaha, NE	W	13-4	Temple
	* Omaha, NE	L	0-1	Cal State Los Angeles
	Coral Gables, FL	W	8-5	Miami (FL)
	Coral Gables, FL	L	3-9	Marshall
	Coral Gables, FL	L	5-7	Miami (FL)
1978	Coral Gables, FL	W	8-4	Georgia Southern
	Coral Gables, FL	L	1-2	Miami (FL)
	Coral Gables, FL	W	2-0	Georgia Southern
	Coral Gables, FL	L	1-4	Miami (FL)
1979	Clemson, SC	W	22-4	East Tennessee State
	Clemson, SC	W	6-2	South Carolina
	Clemson, SC	W	17-12	South Carolina
	* Omaha, NE	L	5-13	Miami (FL)
1980	* Omaha, NE	L	4-6	California
	Clemson, SC	L	2-7	Wichita State
	Clemson, SC	L	1-2	East Tennessee State
	Huntsville, AL	W	8-0	West Virginia
1981	Huntsville, AL	W	6-3	Seton Hall
	Huntsville, AL	L	5-6	Arkansas
	Huntsville, AL	W	6-3	Auburn
	Huntsville, AL	L	2-4	Arkansas
	New Britain, CT	W ⁽¹⁹⁾	3-2	Fordham
	New Britain, CT	L	1-6	Rutgers
	New Britain, CT	W	11-1	Saint John's
	New Britain, CT	L	7-8	Kentucky
1987	Tallahassee, FL	W	6-2	Stetson
	Tallahassee, FL	L	7-14	Auburn
	Tallahassee, FL	W	13-5	Stetson
	Tallahassee, FL	W	11-1	Auburn
1988	Tallahassee, FL	L	1-8	Florida State
	Austin, TX	L	6-9	Creighton
	Austin, TX	W	8-5	Texas-Arlington
	Austin, TX	L	3-4	Creighton
1989	Orono, ME	W	13-5	Princeton
	Orono, ME	W	8-3	Villanova
	Orono, ME	W	10-9	Mississippi State
	Orono, ME	W	13-5	Maine
	* Omaha, NE	L	4-8	Creighton
	* Omaha, NE	L	11-12	Long Beach State
	Starkville, MS	W	8-4	Yale
	Starkville, MS	L	5-6	UCLA
1992	Starkville, MS	L	6-7	Oklahoma
	Knoxville, TN	W	7-3	Rutgers
	Knoxville, TN	W	10-3	Fresno State
	Knoxville, TN	L	4-11	Fresno State
1993	Knoxville, TN	L	1-9	Kansas
	Clemson, SC	W	5-1	The Citadel
	Clemson, SC	L	1-8	Notre Dame
	Clemson, SC	W	6-1	Old Dominion



	Clemson, SC	L	5-11	Auburn
1995	Clemson, SC	W	8-4	Navy
	Clemson, SC	W	11-5	Jacksonville
	Clemson, SC	W	9-5	Winthrop
	Clemson, SC	W	7-4	Alabama
	* Omaha, NE	L	1-3	Tennessee
	* Omaha, NE	L	3-8	Stanford
1996	Clemson, SC	W	9-1	Charleston Southern
	Clemson, SC	W	5-1	Old Dominion
	Clemson, SC	W	6-3	West Virginia
	Clemson, SC	W	12-5	Tennessee
	* Omaha, NE	L	3-7	Miami (FL)
	* Omaha, NE	W ⁽¹⁰⁾	8-5	Oklahoma State
	* Omaha, NE	W	14-13	Alabama
	* Omaha, NE	L	5-14	Miami (FL)
1997	Lubbock, TX	W	13-9	Nevada
	Lubbock, TX	L	6-10	Rice
	Lubbock, TX	L	7-12	Texas State
1998	Clemson, SC	W	12-3	The Citadel
	Clemson, SC	L ⁽¹⁶⁾	1-2	South Alabama
	Clemson, SC	L	5-8	Southern California
1999	Fayetteville, AR	L	5-23	Missouri State
	Fayetteville, AR	W	17-3	Delaware
	Fayetteville, AR	W	12-4	Arkansas
	Fayetteville, AR	W	8-7	Missouri State
	Fayetteville, AR	W	7-5	Missouri State
	College Station, TX	L	3-20	Texas A&M
	College Station, TX	W	10-3	Texas A&M
	College Station, TX	L	4-5	Texas A&M
2000	Clemson, SC	W	4-0	Middle Tennessee
	Clemson, SC	W	9-3	Illinois
	Clemson, SC	W	21-3	Middle Tennessee
	Clemson, SC	W	11-4	Mississippi State
	Clemson, SC	W	9-4	Mississippi State
	* Omaha, NE	W	10-6	San Jose State
	* Omaha, NE	L	4-10	Stanford
	* Omaha, NE	L	4-5	Louisiana-Lafayette
2001	Clemson, SC	W	4-1	William & Mary
	Clemson, SC	W	24-4	Seton Hall
	Clemson, SC	W	8-2	Seton Hall
	Coral Gables, FL	L	8-10	Miami (FL)
	Coral Gables, FL	L	6-14	Miami (FL)
2002	Clemson, SC	W	15-1	Georgia Southern
	Clemson, SC	W	4-2	East Carolina
	Clemson, SC	W	21-1	East Carolina
	Clemson, SC	L	6-9	Arkansas
	Clemson, SC	W	8-7	Arkansas
	Clemson, SC	W	7-4	Arkansas
	* Omaha, NE	W	11-10	Nebraska
	* Omaha, NE	W	9-7	Georgia Tech
	* Omaha, NE	L	4-12	South Carolina
* Omaha, NE	L	2-10	South Carolina	
2003	Auburn, AL	L	8-10	Ohio State
	Auburn, AL	W ⁽¹⁰⁾	7-6	Princeton
	Auburn, AL	L	0-15	Auburn
2004	Athens, GA	W	10-6	Birmingham-Southern
	Athens, GA	L	3-6	Georgia
	Athens, GA	W	5-4	Birmingham-Southern
	Athens, GA	W	10-9	Georgia
	Athens, GA	L ⁽¹⁰⁾	6-7	Georgia
2005	Clemson, SC	W	12-2	North Carolina A&T
	Clemson, SC	W	6-0	College of Charleston
	Clemson, SC	W	8-3	Oral Roberts

NCAA TOURNAMENT RECORDS

NCAA Tournament Appearances

Rk	Team	App.
1.	Texas	55
2.	Florida State	49
3.	Miami (FL)	40
4.	Oklahoma State	38
5.	Clemson	36
	Southern California	36
7.	Arizona State	35
8.	Cal State Fullerton	33
	Oklahoma	33
	Saint John's	33

Consecutive NCAA Tournament Appearances

Rk	Team	App.	Years
1.	Miami (FL)	39	1973-11
2.	Florida State	34	1978-11
3.	Clemson	21	1987-07
4.	Cal State Fullerton	20	1992-11
5.	Oklahoma State	19	1981-99
6.	Texas	18	1979-96
7.	Louisiana State	17	1989-05
	Rice	17	1995-11
9.	Northern Colorado	15	1952-66
10.	Georgia Tech	14	1985-98
	Oral Roberts	14	1998-11
	Wichita State	14	1987-00

College World Series Appearances

Rk	Team	App.
1.	Texas	34
2.	Miami (FL)	23
3.	Arizona State	22
4.	Southern California	21
5.	Florida State	20
6.	Oklahoma State	19
7.	Cal State Fullerton	16
	Stanford	16
9.	Arizona	15
	Louisiana State	15
11.	Clemson	12
12.	Northern Colorado	10
	Oklahoma	10
	South Carolina	10

	Waco, TX	W	4-2	Baylor
	Waco, TX	L	1-7	Baylor
	Waco, TX	L	1-6	Baylor
2006	Clemson, SC	W	3-0	North Carolina-Asheville
	Clemson, SC	W	13-3	Elon
	Clemson, SC	W	8-6	Mississippi State
	Clemson, SC	W	11-8	Oral Roberts
	Clemson, SC	W	6-5	Oral Roberts
	* Omaha, NE	W	8-4	Georgia Tech
	* Omaha, NE	L	0-2	North Carolina
	* Omaha, NE	L	6-7	Cal State Fullerton
2007	Myrtle Beach, SC	W	3-2	Saint John's
	Myrtle Beach, SC	W	11-8	Coastal Carolina
	Myrtle Beach, SC	W	15-3	Coastal Carolina
	Starkville, MS	L	6-8	Mississippi State
	Starkville, MS	L	5-8	Mississippi State
2009	Clemson, SC	W	5-4	Tennessee Tech
	Clemson, SC	L	2-3	Oklahoma State
	Clemson, SC	W	10-0	Tennessee Tech
	Clemson, SC	W	15-1	Oklahoma State
	Clemson, SC	W	6-5	Oklahoma State
	Tempe, AZ	L	4-7	Arizona State
	Tempe, AZ	L	2-8	Arizona State
2010	Auburn, AL	W	10-1	Southern Mississippi
	Auburn, AL	W	5-2	Auburn
	Auburn, AL	L	10-11	Auburn
	Auburn, AL	W	13-7	Auburn
	Clemson, SC	L	4-5	Alabama
	Clemson, SC	W	19-5	Alabama
	Clemson, SC	W	8-6	Alabama
	* Omaha, NE	W	6-3	Arizona State
	* Omaha, NE	W	6-4	Oklahoma
	* Omaha, NE	L	1-5	South Carolina
	* Omaha, NE	L	3-4	South Carolina
2011	Clemson, SC	W	11-1	Sacred Heart
	Clemson, SC	W	12-7	Coastal Carolina
	Clemson, SC	L	6-7	Connecticut
	Clemson, SC	L	1-14	Connecticut
Totals			110-79 (.582)	36 Tournaments

* - College World Series; Note: Championship-clinching wins in bold.

LETTERMEN

Player	VL	Year(s)
Abbott, Gus	1	1958
Adams, Brian	3	1997-99
Adams, Darren	1	1998
Adams, Mark	2	1972,73
Additon, Matt	4	1997-00
Adeimy, John	1	1973
Adkins, Rusty	3	1965-67
Allen, Robbie	3	1978-80
Anderson, Jack	1	1969
Anderson, Jim	2	1990,91
Andrade, Jr., Jorge	1	2005
Angel, Jason	3	1990-92
Angley, Doug	2	1949,50
Armstrong, Terry	4	1971-74
Asbill, Joe	1	1948
Attanasio, Dominic	1	2011
Aughtry, Gene	3	1949-51
Ayers, Stan	3	1962-64
Ayoub, Pete	3	1961-63

Player	VL	Year(s)
Bach, Woody	1	1968
Bagwell, Kenny	2	1970,72
Bagwell, Larry	3	1957-59
Bailey, Bob	1	1937
Baker, Jeff	3	2000-02
Baker, Jimmy	3	1972-74
Baker, Roger	3	1950-52
Baldwin, Chuck	4	1984-87
Barbary, Eddie	3	1965-67
Barnes, Brian	4	1986-89
Barnett, Bill	4	1953-56
Bates, N.G.	1	1953
Baucom, Steve	4	1984-87
Beasley, Rick	1	1971
Belk, Don	3	1941-43
Belk, Greg	3	1974-76
Bell, Tom	1	1938
Bendinelli, Chad	1	2000
Benson, Kris	3	1994-96
Berken, Jason	3	2003,04,06
Berney, Scott	1	2000
Berry, Ed	2	1947,49
Berry, Bob	3	1941-43
Bevis, Jay	4	1969-72
Bickley, Charlie	2	1940,41
Biegert, Mark	4	1984-87
Bigwood, Dave	1	1973
Blackston, Charlie	2	1954,55
Blackney, Reid	2	1959,60
Blackock, Joe	3	1940-42
Bohonak, Mike	1	1963
Bond, William	2	2007,08
Bonekat, Bill	3	1967-69
Bonnette, Robert	4	1976-79
Boozer, Thomas	4	1999-02
Borgert, Derek	4	1996-99
Bosdell, Francis	1	1946
Boselli, Teddy	3	1936,38,39
Botkin, Alan	4	1986-89
Boyce, J.A.	1	1943
Boyd, Patrick	3	1998-00
Boyd, Roger	1	1960
Boyd, Wilson	4	2007-10
Boyer, John	1	1989
Bradford, Eric	3	1990-92
Bradford, Jeff	4	1971-74
Bradley, Jimmy	2	1967,68
Bradley, Len	2	1979,80
Bray, Randy	3	1968-70
Bradshaw, Toby	1	1960
Brady, Kevin	3	2009-11
Brier, Coe	2	1981,82
Briley, Paxton	3	1990-92
Brizek, Seth	3	1993-95
Brodie, George	3	1937-39
Brodie, G.W.	1	1953
Brooks, Jerry	3	1986-88
Broome, Nathan	2	1996,97
Brown, Carol	2	1955,57
Brown, C.M.	1	1945
Brown, Joe	2	1953,54
Brown, J.R.	1	1947
Brown, Mike	3	1978-80
Browning, Skip	3	1997-99
Bryan, C.A.	1	1928

Bryant, Tim	2	1959,60
Buchanan, Dude	3	1939-41
Buffamoyer, Dave	2	1978,79
Bultmann, Kurt	4	1996-99
Bunnell, David	1	2007
Burg, Alex	2	2006,07
Burgess, J.D.	2	2007,08
Burgess, W.A.	1	1932
Burnett, John	2	1985,86
Burnette, Bill	1	1962
Burnette, Zack	3	1958-60
Burnham, Gary	4	1994-97

Player	VL	Year(s)
Cagle, Mavis	2	1945,46
Caldwell, Dave	3	1975-77
Calitri, Mike	3	1998-00
Campbell, Matt	1	2011
Carpenter, D.D.	1	1943
Carraway, Doug	2	1965,66
Carter, Chris	2	1992,93
Casanova, Adrian	2	2005,06
Casey, Greg	2	1963,64
Castelli, Bill	2	1979,80
Castles, Tom	2	1947,49
Cathcart, Joe	1	1934
Caughman, Kevin	1	2011
Chalk, Brad	3	2005-07
Chamblee, L.C.	2	1929,30
Chapman, Tommy	3	1963-65
Charpia, Rusty	3	1986,88,89
Chastain, Billy	1	1988
Chavous, C.C.	3	1933-35
Childs, Ryan	3	2000-02
Clackum, Scott	2	1997,98
Clark, H.M.	2	1932,33
Clark, Sean	1	2006
Cleveland, Tom	1	1947
Cline, Steve	2	1973,74
Cline, Ty	2	1959,60
Clyne, Stephen	3	2005-07
Coakley, Francis	3	1939-41
Coakley, George	3	1939-41
Cobb, Bill	2	1945,46
Cohen, Earl	1	1966
Coder, Chad	1	2001
Coker, Butch	3	1957-59
Coker, Homer	3	1942,43,47
Coker, Larry	3	1940-42
Coker, Ray	3	1937-39
Coker, Roy	3	1952-54
Cole, R.A.	2	1933,34
Coleman, Jim	1	1955
Collins, Pat	1	1997
Colvin, Tyler	3	2004-06
Compton, George	1	1955
Cone, Mickey	1	1954
Cook, Brandt	1	1999
Cook, J.A.	2	1929,31
Corbin, Ted	1	1992
Cordileone, Lou	1	1959
Cositore, Vince	1	1972
Costigan, Joe	1	2011
Courtney, M.J.	1	1936
Couture, Mike	4	1987-90
Cowart, Lawton	3	1964-66
Cox, Carol	2	1949,50
Cox, Jay	1	2011
Cram, Josh	1	2001
Cribb, Josh	4	2003-06
Crocker, Barry	1	1954
Crook, E.J.	1	1931
Crosby, Ralph	2	1937,38
Crosland, Ben	3	1952,54,55
Crouch, Roby	3	1950-52
Crowley, Jim	4	1988-91
Croxton, Billy	2	1934,35
Cruz, Tomas	2	2009,10
Culbertson, Ken	4	1948-51
Currier, Steve	1	1985
Curtis, John	1	1968

Player	VL	Year(s)
D'Alessio, Andy	4	2004-07
Daniels, Fred	3	1990-92
Dantzler, Ellis	2	1965,66
Davidson, Mark	1	1982

Davis, Billy	1	1983
Davis, J.H.	1	1931
Davis, J.W.	1	1933
Dawsey, Jason	3	1993-95
Deanhardt, Luke	3	1948-50
DeBerry, Fred	3	1957-59
DeBerry, Joe	3	1989-91
Decker, J.B.	1	1931
Deese, Kyle	1	2009
Dellastatious, Andy	1	1939
Delk, Trey	2	2008,09
DeLoach, Arthur	1	1937
DeMaino, L.J.	1	2002
Demarest, Alan	3	1968-70
Demmink, Herman	4	2003-06
DeMoura, Eric	4	1994-97
Dempsey, A.G.	1	1951
Dempsey, Bob	1	1959
Dillon, Scott	2	1985,86
Dinneen, John	2	1966,67
Dixon, Eddie	2	1969,70
Dobson, Clyde	2	1939,40
Douglass, Jesse	1	1999
Drake, Johnny	1	1956
Duffie, Will	3	1994-96
Duke, Bill	3	1980-82
Dunlap, Floopy	1	1928
Dunlap, Gene	1	1966
Dunster, Mike	1	2011
Durham, W.S.	2	1934,35
Dwyer, Chris	1	2009

Player	VL	Year(s)
Eckerl, Tony	3	1973-75
Edwards, Jim	2	1937,38
Eggleston, Jamie	4	1992-95
Ellis, Brian	4	1997-00
Ellisor, Dave	3	1961-63
Embler, Jason	4	1994-97
Epps, Chris	4	2008-11
Eskew, Bud	1	1928
Eskew, Jerry	1	1968
Evans, Garrick	3	2002-04
Evans, Jim	2	1951,52
Everett, Brady	2	2003,04
Eydenberg, Mike	2	1993,94

Player	VL	Year(s)
Fahrney, Gary	1	1976
Fairey, Burke	4	1985-88
Farina, Alan	1	2007
Faris, Stephen	3	2004-06
Faw, Brian	2	1989,90
Ferguson, Jesse	1	2005
Fidrych, Chris	2	2005,07
Fiorenza, Drew	2	2005,06
Firth, Scott	2	2010,11
Fish, Barry	1	1963
Fisher, Jeff	1	1985
Fisher, Leo	3	1943,47,48
Fitzsimmons, Pat	3	1973-75
Fleming, Ray	2	1946,47
Fletcher, Jake	1	2011
Foley, Bill	3	1975-77
Folger, Al	3	1936-38
Ford, Bill	2	1950,51
Fordham, Red	2	1930,31
Foster, Chuck	2	1990,91
Fox, R.H.	1	1938
Frank, Kyle	4	1999,01-03
Frantz, Tim	1	1995
Frazier, Ron	3	1988-90
Frederick, Alex	3	2009-11
Freeman, Eddis	1	1945
Freeman, Mike	3	2008-10
Freeman, Todd	1	1978
Fulton, Jay	2	1983,84

Player	VL	Year(s)
Gaddis, Bob	2	1948,49
Gaddis, C.J.	1	2004
Gaines, Roger	3	1952,53,55
Gallagher, Glenn	2	1980,81
Galloway, Paul	4	1993-96
Gambrell, Sam	1	1957
Garrison, Dave	1	1956



RIGHTHANDER STEPHEN FARIS HAD A 3.24 CAREER ERA AND LETTERED THREE TIMES FROM 2004-06.

Gerhardt, Rusty	4	1969-72
Gibson, Nelson	3	1966-68
Gilbert, Jeff	3	1981-83
Gillespie, Frank	4	1943,47-49
Glaser, Nick	2	2000,01
Good, Jay	3	1941-43
Graham, Lindsay	4	1970-73
Green, Steve	1	1985
Green, Zane	4	2001-04
Greene, Khalil	4	1999-02
Griffith, Nig	4	1947-50
Grogan, R.L.	1	1946
Guin, Greg	3	1979-81
Gullickson, Craig	2	2008,09

Player	VL	Year(s)
Hackett, Roger	1	1982
Hackle, Trent	2	1991,92
Hahn, Jeff	4	2002-05
Hair, Billy	1	1951
Hall, Ben	2	2005,06
Hall, Charlie	1	1952
Hamilton, Hines	1	1948
Hamilton, Lin	4	1971-74
Hampton, Mike	2	1993,94
Harbeson, Gene	3	1961-63
Harbin, Taylor	3	2005-07
Harman, Casey	3	2008-10
Harrelson, Paul	4	2000-03
Harris, Jason	2	1998,99
Harrison, Donovan	1	1998
Harrison, Robert	1	1955
Harvey, Kris	3	2003-05
Haselden, David	3	2009-11
Hauser, Scott	3	1995-97
Hawkins, Ty	1	1987
Haynes, Richard	4	1971-74
Hazle, Jim	1	1947
Hazle, Joe	1	1947
Heap, Edward	3	1934,36,37
Heck, Chris	1	1999
Heffernan, Bert	4	1985-88
Helms, Garry	1	1967
Hendley, Bailey	3	1958-60
Hendley, Dick	3	1949-51
Hendricks, Pete	2	1971,72

Hendrix, W.C.	1	1937
Henrie, Matt	3	1999,01,02
Herring, J.C.	2	1942,43
Hess, David	1	1982
Hester, Ricky	2	1982,83
Hewitt, Batson	2	1929,30
Heyward, R.C.	3	1936-38
Hicks, J.C.	2	1951,52
Hildebrand, Noltan	2	1952,54
Hines, J.R.	1	1951
Hinson, John	3	2008,10,11
Hinson, Randy	3	1934-36
Hinson, Ryan	4	2006-09
Hoffman, Doug	3	1957-59
Hoffman, G.C.	1	1930
Hoffman, J.L.	2	1931,32
Hogan, Doug	4	2005-08
Hogan, Patrick	4	2001-04
Holland, Eddie	3	1968-70
Holliday, Winston	3	1940-42
Holstad, Brian	4	1997-00
Holtz, Mike	4	1991-94
Hood, H.R.	2	1933,35
Hoover, Alan	3	1976-78
Hoover, Donnie	2	1982,83
Horton, Frank	2	1939,40
Hourigan, Jeff	2	2002,03
Howard, Chris	2	2005,06
Hub, Ryan	4	2000,02-04
Hubbard, Bob	1	1957
Hudgins, Tom	3	1968-70
Huggins, Elmer	1	1960
Huggins, Mike	3	1986,87,89
Hughes, Bob	4	1945,49-51
Hughes, Jerald	1	1972
Humphries, Leonard	3	1954-56
Hussey, R.E.	1	1953

Player	VL	Year(s)
Ing, Charlie	3	1972-74
Ingram, John	3	2004-06
Irick, Ed	3	1939-41

Player	VL	Year(s)
Jackson, Steven	4	2001-04

LETTERMEN

Jackson, Tony	3	1963-65
James, Bill	3	1966-68
Jay, John	4	1984-87
Jersild, Aaron	4	1988,90-92
Jessen, Herb	3	1940,42,43
Johnson, Addison	4	2007,09-11
Johnson, Johnny	2	1968,70
Johnson, Laval	3	1967-69
Johnson, Michael	4	2000-03
Jones, Jimmy	1	1948
Jones, Johnny	2	1962,63
Joyce, Hardin	2	1947,49
Joye, Charlie	2	1943,46
Joye, J.D.	1	1931
Jordan, J.J.	1	1942
Justus, Johnny	1	1929

K		
Player	VL	Year(s)
Kaltenbach, Leo	1	1955
Kane, Jeff	1	1999
Kearse, H.H.	1	1932
Kea, Hootie	3	1949-51
Kendall, Chet	2	1990,91
Kent, Mike	1	2010
Kenyon, Bobby	3	1978-80
Keppen, Jeff	2	1993,94
Key, Jimmy	3	1980-82
Khoury, Pete	2	1976,77
Kieboom, Spencer	2	2010,11
Kimbrell, Mike	4	1988-91
King, Don	1	1953
King, H.T.	1	1943
Kingsmore, Doug	3	1952-54
Klosterman, Ryan	1	2001
Knoebel, Fred	3	1950-52
Koch, Billy	3	1994-96
Kopp, David	3	2005-07
Kowitz, Brian	3	1988-90
Kuester, Steve	3	1968-70
Kyle, Kevin	1	2010

L		
Player	VL	Year(s)
LaBella, Barney	1	1975
LaKey, Ed	1	1958
Lam, Elmo	3	1961-63
Lamb, Will	3	2009-11
LaMura, B.J.	3	2000-02
Landers, Bill	1	1955
Landrum, Joe	2	1946,47
Lawton, John	1	1992
Laycock, Bobby	1	1983
LeCroy, Bradley	4	1997-00
LeCroy, Matthew	3	1995-97
Lee, Alex	2	2007,08
Lee, Harry	1	1935
Lee, Larry	2	1973,74
Leggett, Tanner	2	2005,06
Lemaster, Dave	4	1980-83
Leone, Dominic	2	2010,11
Lindsay, H.N.	1	1945
Livingston, Doug	2	1995,96
Lockhart, Mike	3	1989,91,92
Locklair, Pop	1	1941
Lodgek, Ed	1	1966
Looper, J.M.	1	1946
Lomax, Nicky	3	1961-63
Lombardi, Justin	1	1999
Lowder, Clayton	2	1959,60
Lowell, Bob	3	1964,65,67
Lowery, Phillip	3	1986-88
Lumsden, Tyler	3	2002-04
Lynn, Dave	2	1960,61
Lynn, Kevin	2	2000,01
Lyon, Tommy	2	1962,63

M		
Player	VL	Year(s)
Macrina, Eric	4	1988-91
Magill, Dick	3	1928-30
Mahaffey, C.R.	2	1928,29
Mahoney, Collin	3	2002-04
Mahoney, Mike	2	1975,81
Mahony, Bob	2	1975,76
Malec, Mark	1	1975
Malkmus, David	1	1977
Mallon, Tom	2	1983,84
Marchal, Doug	2	1986,87

Marsella, Ben	2	1963,64
Marsh, Bill	1	1957
Martin, Alex	3	2006-08
Martin, Glenn	2	1982,83
Martin, Lynn	1	1983
Martin, W.N.	1	1928
Martin, W.R.	3	1942,43,47
Masone, Tony	2	1978,79
Mathews, Ray	4	1948-51
Matthews, Houston	2	1976,77
Matz, Brian	3	1994-96
Maze, Randy	4	1985-88
McCall, Jack	3	1964-66
McCall, Mike	1	1967
McCann, Brad	2	2003,04
McCleon, Dexter	2	1993,94
McCollom, Jim	4	1982-85
McCray, Ontrell	2	1996,97
McDaniel, Mark	1	1976
McDonald, Leon	2	1957,58
McGe, J.W.	1	1946
McGibbon, Jon	1	2011
McKay, Ray	4	1948-51
McKinney, Clinton	2	2008,09
McLaurin, Charles	2	1951,52
McMakin, Lynwood	2	1946,47
McMillan, Raiford	1	1929
McMillon, Billy	3	1991-93
Meekins, Larry	2	1974,75
Melzer, Scott	3	1991-93
Meyer, Jonathan	2	2010,11
Milchin, Mike	3	1987-89
Miller, Bob	1	1933
Miller, Brad	3	2009-11
Miller, David	3	1993-95
Miller, Jeff	4	1990-93
Miller, Seth	2	2001,02
Miller, Scott	2	1991,92
Mimms, Charlie	3	1942,43,46
Mitchell, D.J.	3	2006-08
Monahan, Shane	3	1993-95
Monin, Andy	4	1991-94
Moore, Gene	4	1946-49
Moore, J.N.	1	1928
Moore, Jim	1	1947
Moore, L.H.	1	1946
Moore, Ronnie	2	1964,65
Moorefield, Joseph	2	2010,11
Mork, Hoby	1	1993
Morris, Bobby	2	1953,54
Morris, Jeff	4	1990-93
Morris, Tim	1	2007
Morris, Wyman	3	1952-54
Morrow, Sam	1	1951
Moskos, Daniel	3	2005-07
Mottl, Ryan	4	1997-00
Mounce, Richard	1	2009
Munroe, Buddy	1	2007
Murphy, Brett	1	2003
Murr, Jack	1	1974
Murray, Joe	1	1952
Musselman, Ron	2	1976,77
Myers, Doby	1	1956
Myers, Pete	3	1965-67

N		
Player	VL	Year(s)
Nester, John	3	2008-10
Nilsson, Steve	3	1976-78
Nimmer, W.A.	1	1930
Nivens, H.B.	2	1929,30
Nixon, Buddy	2	1962,64
Norris, Bobby	1	1959
Northrup, Kevin	4	1989-92
Nystrom, Peter	1	1998

O		
Player	VL	Year(s)
Oakley, Frank	1	1963
O'Dell, Billy	3	1952-54
Ogburn, Mac	1	1962
Olson, Dave	2	1961,62
O'Quinn, Jim	2	1955,56
Owen, Jim	2	1955,56
Owen, W.H.	1	1945
Owens, Jimmy	1	1964
Owens, Randy	1	1973

P		
Player	VL	Year(s)
Pack, Tommy	2	1964,66
Padgett, Matt	3	1996-98
Pagliei, Joe	1	1953
Paradis, Mike	3	1997-99
Parker, Ace	2	1940,41
Parker, Kyle	3	2008-10
Parker, Tim	3	1987,88,90
Parkins, R.A.	2	1931,32
Parmer, Bill	3	1965-67
Parrish, Scott	3	1981,83,84
Parsons, Jeff	1	1997
Pasqualini, Charlie	2	1960,61
Patterson, Choppy	1	1960
Paulling, Bob	3	1981,83,84
Paulsen, Ben	3	2007-09
Pavilack, Harry	2	1960,61
Pawlowski, John	3	1983-85
Pawlowski, John A.	3	1989-91
Pearman, Deas	1	1928
Pearman, F.E.	2	1928,29
Peele, Tim	4	1988-91
Peltz, Pete	2	1977,78
Pennington, Clyde	1	1935
Phillips, Chad	4	1990-93
Pickens, Bob	1	1940
Pierce, Gene	3	2003-05
Player, W.W.	1	1929
Poe, Sam	2	1959,60
Pohl, Phil	3	2009-11
Pohle, Kevin	1	2011
Pomeranz, Mike	2	1987,88
Porter, Chuck	3	1974-76
Powers, Scott	3	1981,83,84
Priester, Buck	3	1930-32
Pritchard, Daniel	3	2003-05
Pritchett, Jesse	2	1936,37
Proctor, Landrum	3	1931-33
Prophet, Bill	4	1970-73
Proto, Mike	4	1998-01
Pruitt, June	1	1946
Pulaski, Mike	2	1973,74
Pumphrey, Ed	1	1964
Pyzik, Steve	4	2000-03

Q		
Player	VL	Year(s)
Qualters, Tommy	4	1975-78
Quinn, Andrew	1	1946
Quinn, Dewey	2	1946,47
Quinn, Winston	1	1946
Quintrell, Randy	4	1974-77

R		
Player	VL	Year(s)
Ramey, E.L.	2	1930,31
Reames, Joe Don	1	1999
Reba, Steve	4	1999-02
Reese, Gerald	1	1960
Rentz, Luther	3	1942,43,47
Rhinehardt, J.B.	1	1932
Rhodes, Rusty	2	1995,96
Rhue, Mike	1	1998
Rice, Tim	2	1983,84
Richard, Steve	1	2006
Richey, J.	2	1935,36
Richey, R.M.	2	1933,34
Ricketts, Art	1	1961
Rigsby, Tim	2	1989,90
Riley, Ryan	1	2000
Riley, Stick	2	1945,46
Rivers, I.N.	2	1932,33
Roberson, Craig	4	1980-83
Robinson, Jerome	2	1995,96
Rohrbaugh, Robert	3	2003-05
Roller, Jimmy	3	1959-61
Roper, Doug	3	1996,98,99
Ross, Jack	1	1946
Rowland, Joey	2	1986,87
Russ, Frank	4	1980-83
Russell, Don	3	1968-70
Russell, J.M.	1	1945
Ryan, Lanny	2	1960,62

S		
Player	VL	Year(s)
Sampson, Pete	1	1975
Sanders, H.L.	1	1946

Sanders, Matt	2	2008,09
Sanders, Smiley	2	1972,73
Santangelo, Lou	1	2004
Santivasci, Jerome	4	1985,87-89
Sargent, Dick	1	1964
Sarratt, Justin	5	2007-11
Satterfield, Shawn	2	1992,93
Sauve, Jeff	4	1992-95
Saylors, Robby	2	1952,53
Schaus, Jeff	4	2008-11
Schmidt, Jarrod	3	2000-02
Schmitt, Paul	3	1977-79
Schnabel, Brock	2	2007,08
Schroeder, Bill	3	1977-79
Schroeder, Bryan	3	1994,95,97
Scott, Ray	2	1996,97
Seibert, Kurt	3	1974-76
Severs, Johnny	3	1969-71
Sexton, Jay	2	1980,81
Shaffer, Richie	2	2010,11
Sharman, Howard	2	1964,67
Sheaffer, Danny	1	1980
Shealy, Don	3	1955-57
Shealy, Lonnie	2	1954,55
Shepard, David	1	1996
Sherard, Hale	1	1947
Sheriff, Glenn	1	1956
Sherman, Joe	3	1932-34
Shore, Henry	3	1934-36
Shumake, Brooks	3	1982-84
Siepe, Jeff	1	1970
Simons, Neil	4	1977-80
Simpson, J.A.	1	1951
Singleton, Justin	3	1998-00
Sipp, Tony	1	2004
Slevin, David	2	2002,03
Smith, Brodie	1	1994
Smith, Bryan	2	1981,82
Smith, Buster	3	1967-69
Smith, Dale	2	1964,65
Smith, Joe	1	1955
Smith, Jon	3	2000-02
Smith, Marquez	2	2006,07
Smith, Romaine	2	1930,31
Smith, Tad	2	1990,91
Smith, Tommy	1	1985
Snipes, G.L.	2	1938,39
Snyder, Brian	3	1977-79
Spears, Derek	2	1984,85
Spiers, Bill	3	1985-87
Spiers, Bud	3	1957-59
Spiers, Michael	4	1988-91
Spires, Adam	1	1997
Sprouse, Dave	2	1959,60
Squires, Bob	1	1984
Stanley, Henri	4	1997-00
Steele, Bill	3	1985-87
Stefan, Todd	4	1988-91
Stewart, Randy	1	1971
Stidham, Ryan	1	1991
Stolz, Jason	3	2009-11
Stone, Casey	4	1998-01
Stone, George	2	1984,85
Stoneburner, Graham	2	2008,09
Storrier, Travis	3	2004-06
Stowe, Harold	3	1957-59
Stroud, Dan	2	1947,49
Sturgeon, Chris	1	1993
Suggs, Dick	1	1959
Sullivan, Hank	1	1943
Sullivan, Mike	3	1977-79
Surber, Jon	1	2011
Sutton, George	3	1964-66
Swails, A.C.	2	1934,35
Swanner, Jamie	1	1983
Swetenburg, Dick	4	1953-56

T		
Player	VL	Year(s)
Taulbee, Andy	3	1992-94
Taylor, Joe	2	1992,93
Taylor, Joey	2	1961,62
Templeton, Jim	1	1957
Terrill, Brett	2	1974,75
Teufel, Tim	2	1979,80
Thompson, Tommy	2	1985,86
Thraikill, Josh	3	2007,09,10
Threadgill, Henry	4	1986-89
Timmerman, J.A.	1	1945

Toth, Bill	2	1955,56
Trapp, Billy	3	1978-80
Triplett, Russell	4	2001-04
Tripp, David	3	1988-90
Trolia, Aaron	1	2003
Troutman, John	2	1934,35
Truluck, John	2	1939,40
Tucker, Steve	4	1973-76
Tyler, H.H.	1	1945


U		
Player	VL	Year(s)
Ulmer, Reed	1	1948
Ulnick, Burton	1	1945
Underwood, J.F.	1	1936
Urrico, Anthony	1	2001

V		
Player	VL	Year(s)
Valiente, Roberto	2	2002,03
Van Dyke, Steve	4	1980-83
Van Volkenburg, Dave	4	1969-72
Vaughn, Matt	4	2006-09
Verner, A.C.	1	1937
Veronee, Jack	1	1961
Vessell, Jeff	1	1999
Vincent, Damon	2	1961,62
Vining, Ken	3	1994-96

W	
---	--

BILL WILHELM

In his 36 years as a head coach, all in Tigertown, the late Bill Wilhelm amassed a record of 1,161-536-10 (.683), making him the fifth-winningest coach in the history of college baseball at the time of his retirement. Wilhelm earned his place among the true legends of college baseball and is still tied for the 18th-winningest head coach in NCAA Division I history.



For his remarkable career achievements, Wilhelm was inducted into the National College Baseball Hall of Fame in 2011. He became the first person associated with Clemson to be inducted into the Hall of Fame in Lubbock, TX, which inducted its first class in 2006.

Serving as head baseball coach at one school for your entire career is quite an accomplishment. Having 36 seasons under your belt is an even greater accomplishment. But spending your entire 36-year career at one school and never having a losing season is incredible. That is one of many accomplishments for the former Tiger coach.

Wilhelm coached his first game at Clemson, a 7-5 win against Michigan State, on March 24, 1958, and the wins never stopped in his 36 years and 1,707 games.

Wilhelm had five different teams record at least 50 wins, but his 1993 and last edition may have been his most overachieving one. The ACC Tourney proved to be magic, as the Tigers went through the five-day tourney with a 5-1 record, including a come-from-behind 11-7 win over N.C. State in the title game.

Clemson received a #2 seed in the Mideast Regional in Knoxville, TN, the sixth-straight year the Tigers were a #1 or #2 seed heading into NCAA play. In the regional, the 1993 team set the Tiger record for wins against top-25 teams in a season (13), so the 45 wins were accomplished against a tough schedule. Thirty-two of the 65 games were against teams that played in the NCAA Tournament.

Although he had many rewarding years at Clemson, the 1991 season was his most successful in terms of wins. The Tigers ran up a 60-10 record that season, the best record in the nation, captured the ACC regular-season title, swept the ACC Tourney and the NCAA Northeast Regional, and earned a berth to the College World Series. The 60 wins set a league record for victories in a season, breaking the old record of 54, set by the 1987 and 1988 teams.

Wilhelm's 1991 team ranked #4 in **Baseball America's** final poll. The trip to Omaha marked the sixth of his career, and the Tigers' ACC title was his 10th as Clemson's head coach. He was named District III Diamond Coach-of-the-Year along with ACC Coach-of-the-Year in 1991.

In his last years at Clemson, Wilhelm took the Tigers to the NCAA Tourney seven times and his teams posted a 356-115-1 record during that period, an average of nearly 51 wins a year. He took a team to the NCAA Tournament 17 times in his career.

Wilhelm's 1,161 career victories are one of the highest totals in any sport by an ACC head coach. He posted a record of 378-158-1 in ACC regular-season games, a 70.5 winning percentage, and had at least a .500 league record in each of his final 21 seasons.

The Tigers have captured 14 ACC titles outright, more than any other team, and Wilhelm was the mentor for 11 of them. Clemson has either won or tied for the regular-season title 21 times, and Wilhelm was the head coach on 18 of those occasions. He had 10 consecutive years (1973-

ALL-TIME WINNINGEST DIVISION I COACHES

Rk	Head Coach	Current/Last School	Years	W	L	T	Win %
1.	* Gene Stephenson	Wichita State	34	1763	622	3	.739
2.	* Augie Garrido	Texas	40	1731	763	8	.693
3.	* Mike Martin	Florida State	32	1673	577	4	.743
4.	Cliff Gustafson	Texas	29	1427	373	2	.792
5.	* Mark Marquess	Stanford	35	1422	741	7	.657
6.	Ron Polk	Mississippi State	35	1373	702	2	.662
7.	Rod Dedeaux	Southern California	44	1342	597	16	.691
8.	* Jim Morris	Miami (FL)	30	1318	565	4	.700
9.	Bob Bennett	Fresno State	34	1300	757	8	.631
10.	Ron Fraser	Miami (FL)	30	1267	440	9	.741
11.	Jack Stallings	Georgia Southern	39	1255	799	10	.610
12.	Larry Cochell	Oklahoma	35	1235	762	3	.618
13.	Jim Dietz	San Diego State	31	1230	751	18	.620
14.	Richard Jones	Illinois	36	1214	719	6	.628
15.	* Jack Leggett	Clemson	32	1189	666	1	.641
16.	* Jim Gilligan	Lamar	34	1184	745	7	.613
17.	* Pete Dunn	Stetson	32	1167	739	3	.612
18.	Bill Wilhelm	Clemson	36	1161	536	10	.683
	Norm DeBriyn	Arkansas	33	1161	650	6	.641
20.	Jack Coffey	Fordham	47	1160	482	13	.705

* - active; Note: Records are through the 2011 season; only includes records as a head coach at a Division I school.

82) when the Tigers either won the ACC regular-season or tournament title.

Wilhelm, a native of China Grove, NC, played at N.C. State for two years before signing with the Saint Louis Cardinals in June of 1950. After one year of professional baseball, he entered military service, where he spent two years. He played service ball and spent two more years in the professional ranks before returning to college. He entered Catawba (Salisbury, NC) and received his degree in January of 1957.

Upon graduation, Wilhelm began work on his master's degree at North Carolina. At the same time, he served as an assistant coach for the Tar Heels under Head Coach Walter Rabb and played catcher for Greensboro in the Carolina League.

In 1957 when North Carolina played at Clemson, Tiger Athletic Director Frank Howard asked Rabb to recommend a new coach so that the Tigers' head coach (Bob Smith) could become a full-time football coach. Howard took Rabb's advice and hired Wilhelm.

In August of 1958, Wilhelm received his graduate degree from North Carolina while he served as Clemson's head coach. He coached the Tigers to the College World Series each of his first two seasons.

Wilhelm passed away at the age of 81 on December 24, 2010 in Seneca, SC.

WILHELM'S MILESTONE WINS


Win	Date	Opponent	Score
1	3-24-1958	Michigan State	7-5
100	4-2-1960	Georgia	11-10
200	4-16-1968	South Carolina	6-5
300	3-17-1972	Georgia Southern	2-1
400	3-11-1976	Maryland	6-0
500	4-12-1978	Newberry	6-1
600	3-14-1981	Winthrop	9-5
700	3-12-1984	Marshall	8-1
800	5-5-1986	South Carolina	7-6
900	4-21-1988	Georgia Tech	7-4
1000	4-29-1990	Georgia Tech	17-10
1100	4-8-1992	South Carolina	5-3
1161	5-29-1993	Fresno State	10-3

Note: Home games in **bold**.

WILHELM'S ACCOMPLISHMENTS


- 1161-536-10 in 36 seasons at Clemson (1958-93)
- 5 seasons of at least 50 wins
- 6 NCAA District Championships
- 6 trips to the College World Series
- 7 ACC Tournament titles (tourney started in 1973)
- 11 ACC Championships
- 16 top-25 seasons
- 17 NCAA Regional appearances
- 19 ACC regular-season titles (including ties)
- 20 All-Americans
- 27 players went on to play in the Major Leagues
- 34 players chosen to the NCAA All-District team
- 36 consecutive years without a losing season
- 88 players chosen First-Team All-ACC
- 100 players signed professional contracts

BILL WILHELM AND WESTERN CAROLINA'S JACK LEGGETT FACED EACH OTHER 18 TIMES FROM 1983-91. WILHELM AND LEGGETT HAVE COMBINED TO LEAD THE TIGERS TO THE COLLEGE WORLD SERIES 12 TIMES. BOTH ARE ALSO AMONG THE TOP-20 WINNINGEST HEAD COACHES IN DIVISION I HISTORY.



COACHING RECORDS

Head Coach	Years	ACC				Overall			
		W	L	T	Win %	W	L	T	Win %
R.T.V. Bowman	(2) 1896,98					2	6	0	.250
Unknown	(2) 1899,00					12	5	0	.706
John Heisman	(3) 1901-03					28	6	1	.814
John McMakin	(3) 1904-06					20	23	3	.467
Frank Shaughnessy	(1) 1907					9	7	1	.559
Robert Lynch	(1) 1908					6	11	0	.353
Jesse Reynolds	(1) 1909					10	12	0	.455
Joe Holland	(1) 1910					10	11	0	.476
Frank Dobson	(3) 1911-13					37	21	0	.638
Thomas Robertson	(1) 1914					16	6	0	.727
Vet Sitton	(2) 1915,16					26	18	1	.589
Country Morris	(2) 1917,20					17	28	0	.378
Edward Donahue	(2) 1918,19					17	21	1	.449
Larry Conover	(1) 1921					5	14	0	.263
L.V.H. Durfee	(3) 1922-24					29	26	1	.527
Thomas May	(1) 1925					11	14	0	.440
Cul Richards	(1) 1926					8	11	0	.421
Tink Gillam	(1) 1927					11	13	1	.460
Joe Guyon	(4) 1928-31					42	36	3	.537
Jess Neely	(7) 1932-38					67	66	2	.504
Randy Hinson	(4) 1939,40,46,47					58	19	2	.747
Tom Rogers	(2) 1941,42					18	14	0	.563
Frank Howard	(1) 1943					12	3	0	.800
Walter Cox	(5) 1945,48-51					70	48	1	.592
Bob Smith	(6) 1952-57	18	34	2	.352	52	65	2	.445
Bill Wilhelm	(36) 1958-93	378	158	1	.705	1161	536	10	.683
Jack Leggett	(18) 1994-11	304	166	1	.646	812	376	1	.683
Totals	114 seasons	700	358	4	.661	2566	1416	30	.643



ALONG WITH SERVING AS THE TIGERS' FOOTBALL COACH FOR 30 SEASONS (1940-69), FRANK HOWARD WAS CLEMSON'S BASEBALL COACH IN 1943 AND LED THE TIGERS TO A 12-3 RECORD.

ASSISTANT COACHES

Year	Assistant	Assistant	Assistant
1958	Jim Partin	Don Wade	
1959	Jim Partin		
1960	Jim Partin		
1961	Bailey Hendley		
1962	Sam Poe		
1963	Coleman Glaze		
1964	Tommy Lyon		
1965	Tommy Lyon	Dick Sargent	
1966	Dale Smith	Sack Bagley	
1967	Ellis Dantzler		
1968			
1969			
1970	Bill Pate		
1971	Eddie Barbary		
1972			
1973			
1974	Bill Prophet		
1975	Kenny Bagwell		

1976	Richard Haynes		
1977	Kenny Bagwell		
1978	Turtle Thomas		
1979	Turtle Thomas	Lin Hamilton	
1980	Turtle Thomas	Lin Hamilton	
1981	Turtle Thomas	*Walker Swain	
1982	Turtle Thomas	*Walker Swain	Rod Delmonico
1983	Turtle Thomas	*Walker Swain	
1984	Turtle Thomas	*Walker Swain	Chip Reese
1985	Turtle Thomas	*Walker Swain	Chip Reese
1986	Dave Littlefield	*Jeff Gilbert	
1987	Dave Littlefield	*Joel Lepel	
1988	Dave Littlefield	*Joel Lepel	
1989	Kurt Seibert	*Joel Lepel	
1990	Kurt Seibert	*Dick Grapenthin	Randy Mazey
1991	Kurt Seibert	*Dick Grapenthin	Randy Mazey
1992	Jack Leggett	*Randy Mazey	Michael Spiers
1993	Jack Leggett	*Randy Mazey	Jim Schlossnagle
1994	Tim Corbin	*John Pawlowski	Gregg Kilby

1995	Tim Corbin	*John Pawlowski	Gregg Kilby
1996	Tim Corbin	*John Pawlowski	Kevin Erminio
1997	Tim Corbin	*John Pawlowski	Kevin Erminio
1998	Tim Corbin	*John Pawlowski	Kevin Erminio
1999	Tim Corbin	*Kevin O'Sullivan	Mike Hampton
2000	Tim Corbin	*Kevin O'Sullivan	Hank King
2001	Tim Corbin	*Kevin O'Sullivan	Shane Carley
2002	Tim Corbin	*Kevin O'Sullivan	Erik Bakich
2003	*Kevin O'Sullivan	Tom Riginos	Bradley LeCroy
2004	*Kevin O'Sullivan	Tom Riginos	Bradley LeCroy
2005	*Kevin O'Sullivan	Tom Riginos	Bradley LeCroy
2006	*Kevin O'Sullivan	Tom Riginos	Russell Triplett
2007	*Kevin O'Sullivan	Tom Riginos	Toby Bicknell
2008	Tom Riginos	*Kyle Bunn	Toby Bicknell
2009	Tom Riginos	*Kyle Bunn	Michael Johnson
2010	Tom Riginos	*Dan Pepicelli	Michael Johnson
2011	*Dan Pepicelli	Bradley LeCroy	Michael Johnson

* - pitching coach



THE 2011 TIGER COACHING STAFF, (FROM LEFT TO RIGHT) STUDENT ASSISTANT COACH TOMAS CRUZ, DAN PEPICELLI, JACK LEGGETT, BRADLEY LeCROY, AND MICHAEL JOHNSON, LED THE TIGERS TO THEIR 21st TOP-25 FINAL RANKING IN THE LAST 25 YEARS.

YEAR-BY-YEAR RECORDS

PRE-ACC ERA (1896-1953)

Head Coach	Year	W	L	T	Win %
R.T.V. Bowman	1896	0	2	0	.000
	1897	No Team			
R.T.V. Bowman	1898	2	4	0	.333
Unknown	1899	4	3	0	.571
Unknown	1900	8	2	0	.800
John Heisman	1901	10	2	1	.808
John Heisman	1902	9	3	0	.750
John Heisman	1903	9	1	0	.900
John McMakin	1904	8	5	1	.607
John McMakin	1905	6	8	1	.433
Phillip Sitton					
John McMakin	1906	6	10	1	.382
Frank Shaughnessy	1907	9	7	1	.559
Robert Lynch	1908	6	11	0	.353
Jesse Reynolds	1909	10	12	0	.455
Joe Holland	1910	10	11	0	.476
Frank Dobson	1911	13	10	0	.565
Frank Dobson	1912	11	6	0	.647
Frank Dobson	1913	13	5	0	.722

Thomas Robertson	1914	16	6	0	.727
Vet Sitton	1915	13	7	0	.650
Vet Sitton	1916	13	11	1	.540
Country Morris	1917	13	13	0	.500
Edward Donahue	1918	11	6	0	.647
Edward Donahue	1919	6	15	1	.295
Country Morris	1920	4	15	0	.210
Larry Conover	1921	5	14	0	.263
L.V.H. Durfee	1922	10	8	0	.556
L.V.H. Durfee	1923	13	8	1	.614
L.V.H. Durfee	1924	6	10	0	.375
Thomas May	1925	11	14	0	.440
Cul Richards	1926	8	11	0	.420
Tink Gillam	1927	11	13	1	.460
Joe Guyon	1928	12	9	2	.565
Joe Guyon	1929	15	11	1	.574
Joe Guyon	1930	9	14	0	.391
Joe Guyon	1931	6	2	0	.750
Jess Neely	1932	14	6	0	.700
Jess Neely	1933	10	10	0	.500

Jess Neely	1934	8	8	1	.500
Jess Neely	1935	16	7	1	.688
Jess Neely	1936	6	11	0	.353
Jess Neely	1937	7	12	0	.368
Jess Neely	1938	6	12	0	.333
Randy Hinson	1939	10	7	0	.588
Randy Hinson	1940	12	2	2	.813
Tom Rogers	1941	10	6	0	.625
Tom Rogers	1942	8	8	0	.500
Frank Howard	1943	12	3	0	.800
	1944	No Team			
Walter Cox	1945	7	6	0	.538
Randy Hinson	1946	12	5	0	.706
Randy Hinson	1947	24	5	0	.828
Walter Cox	1948	14	12	1	.537
Walter Cox	1949	11	12	0	.478
Walter Cox	1950	20	11	0	.625
Walter Cox	1951	18	7	0	.720
Bob Smith	1952	10	12	0	.455
Bob Smith	1953	11	6	0	.647



IN BILL WILHELM'S FIRST SEASON AS HEAD COACH AT CLEMSON, THE 1958 TIGERS HAD A 22-8 RECORD AND MADE THE TIGERS' FIRST OF 12 TRIPS TO THE COLLEGE WORLD SERIES.

ACC ERA (1954-2011)

Head Coach	Year	W	L	T	Win %	ACC	Finish	BA-CB-SW
Bob Smith	*1954	14	10	0	.583	8-4	1st	
Bob Smith	1955	7	11	0	.389	5-9	7th	
Bob Smith	1956	4	14	2	.250	2-10-2	7th	
Bob Smith	1957	6	12	0	.333	3-11	8th	
Bill Wilhelm	*1958	22	8	0	.733	11-3	1st	
Bill Wilhelm	*1959	24	8	0	.750	9-5	1st	NP-7-NP
Bill Wilhelm	1960	11	10	1	.523	7-6	4th	
Bill Wilhelm	1961	12	11	0	.522	6-8	5th	
Bill Wilhelm	1962	17	8	0	.680	8-6	T-3rd	
Bill Wilhelm	1963	15	11	0	.577	9-5	T-2nd	
Bill Wilhelm	1964	13	13	0	.500	6-7	T-4th	
Bill Wilhelm	1965	18	10	2	.663	9-5	2nd	
Bill Wilhelm	1966	20	7	2	.724	9-4	2nd	
Bill Wilhelm	*1967	29	9	0	.763	11-2	1st	NP-7-NP
Bill Wilhelm	1968	27	14	0	.659	11-7	4th	
Bill Wilhelm	1969	27	17	2	.609	12-8-1	3rd	
Bill Wilhelm	1970	32	16	0	.667	14-7	2nd	NP-18-NP
Bill Wilhelm	1971	27	14	0	.659	10-4	2nd	NP-22-NP
Bill Wilhelm	1972	19	15	0	.559	6-7	5th	
Bill Wilhelm	1973	24	16	0	.600	10-2	T-1st	
Bill Wilhelm	1974	23	15	0	.605	10-1	1st	
Bill Wilhelm	1975	33	10	0	.767	10-2	T-1st	NP-25-NP
Bill Wilhelm	*1976	36	15	0	.706	10-2	1st	NP-5-NP
Bill Wilhelm	1977	42	10	0	.808	9-1	1st	NP-5-NP
Bill Wilhelm	*1978	39	14	0	.736	10-2	1st	NP-25-NP
Bill Wilhelm	*1979	40	15	0	.727	10-1	1st	NP-9-NP
Bill Wilhelm	*1980	38	21	0	.644	6-5	3rd	NP-4-NP
Bill Wilhelm	*1981	34	24	0	.586	10-4	T-1st	
Bill Wilhelm	1982	37	22	0	.627	10-2	1st	
Bill Wilhelm	1983	30	20	1	.598	6-5	3rd	

Bill Wilhelm	1984	38	17	0	.691	12-2	T-1st	
Bill Wilhelm	1985	36	30	1	.545	9-4	T-1st	
Bill Wilhelm	1986	42	21	0	.667	9-4	3rd	
Bill Wilhelm	1987	54	14	1	.790	16-5	2nd	10-10-NP
Bill Wilhelm	1988	54	14	0	.794	18-2	1st	15-21-NP
Bill Wilhelm	*1989	50	20	0	.714	13-5	2nd	14-14-NP
Bill Wilhelm	1990	43	23	0	.651	14-6	2nd	
Bill Wilhelm	*1991	60	10	0	.857	18-3	1st	4-8-NP
Bill Wilhelm	1992	50	14	0	.781	19-5	1st	7-10-NP
Bill Wilhelm	*1993	45	20	0	.692	11-11	5th	17-17-16
Jack Leggett	*1994	57	18	0	.760	20-4	1st	4-9-9
Jack Leggett	1995	54	14	0	.794	20-4	1st	8-8-8
Jack Leggett	1996	51	17	0	.750	17-7	2nd	5-4-4
Jack Leggett	1997	41	23	0	.641	13-10	4th	NR-NR-24
Jack Leggett	1998	43	16	0	.729	14-9	T-2nd	21-23-19
Jack Leggett	1999	42	27	0	.609	13-10	3rd	17-13-14
Jack Leggett	2000	51	18	0	.739	17-7	2nd	7-6-5
Jack Leggett	2001	41	22	0	.650	17-7	2nd	17-13-14
Jack Leggett	2002	54	17	0	.761	16-8	4th	3-3-3
Jack Leggett	2003	39	22	0	.639	15-9	T-3rd	
Jack Leggett	2004	39	26	0	.600	14-10	T-4th	
Jack Leggett	2005	43	23	0	.652	21-9	2nd	14-13-16
Jack Leggett	*2006	53	16	0	.768	24-6	^1st	5-5-5
Jack Leggett	2007	41	23	0	.641	18-12	^2nd	15-12-13
Jack Leggett	2008	31	27	1	.534	11-18-1	^4th	
Jack Leggett	2009	44	22	0	.667	19-11	^2nd	16-15-14
Jack Leggett	2010	45	25	0	.643	18-12	^T-1st	10-4-4
Jack Leggett	2011	43	20	0	.683	17-13	^2nd	21-21-16

Totals 114 seasons 2566 1416 30 .643 700-358-4
 * - ACC Champion; ^ - Atlantic Division; Note: No Baseball America poll prior to 1981; no Sports Weekly poll prior to 1993.

ALL-TIME RESULTS

1896 (0-2)

Head Coach: R.T.V. Bowman (1st Season)

Date	St	W-L	Score	Opponent
4-24	H	L	13-20	Furman
5-9	A	L	11-14	Furman

1897 (No Team)

1898 (2-4)

Head Coach: R.T.V. Bowman (2nd Season)

Date	St	W-L	Score	Opponent
4-8	A	L	4-10	Erskine
4-9	A	W	6-1	Erskine
4-16	A	L	2-5	Furman
4-23	H	W	14-3	Furman
5-7	A	L	4-13	Wofford
5-14	H	L	14-15	Furman

1899 (4-3)

Head Coach: Unknown

Date	St	W-L	Score	Opponent
3-29	H	L	3-14	Cornell
4-1	A	L	5-6	Wofford
4-8	N1	W	6-2	Erskine
4-28	A	L	4-9	Erskine
5-11	A	W	11-3	College of Charleston
5-12	A	W ⁽⁶⁾	21-8	South Carolina
5-20	H	W	11-3	College of Charleston

N1 - Anderson, SC

1900 (8-2)

Head Coach: Unknown

Date	St	W-L	Score	Opponent
3-27	H	W	9-7	Cornell
4-7	N1	W	6-2	Erskine
4-14	A	W	5-1	Furman
4-20	N2	L	7-13	Erskine
4-27	H	L	0-6	Wofford
5-7	H	W	12-0	College of Charleston
5-9	H	W	9-0	The Citadel
5-11	A	W	2-1	Newberry
5-12	A	W	5-4	South Carolina
5-16	A	W	13-3	Georgia

N1 - Anderson, SC; N2 - Greenwood, SC

1901 (10-2-1)

Head Coach: John Heisman (1st Season)

Date	St	W-L	Score	Opponent
3-29	H	W	8-0	Auburn
3-30	H	W	11-4	Auburn
4-6	N1	L	0-14	North Carolina
4-12	A	L	6-7	Mercer
4-13	A	W	6-3	Mercer
4-23	H	W	25-2	Georgia
4-26	H	W	7-5	Wofford
4-30	H	W	14-1	Wake Forest
5-3	A	W	8-5	Wofford
5-8	H	T ⁽⁸⁾	2-2	North Carolina
5-9	H	W	17-2	The Citadel
5-10	A	W ⁽⁶⁾	15-8	Erskine
5-11	A	W	12-4	South Carolina

N1 - Charlotte, NC

1902 (9-3)

Head Coach: John Heisman (2nd Season)

Date	St	W-L	Score	Opponent
3-29	N1	L	5-16	North Carolina
4-1	H	W	10-2	Hobart
4-3	H	W ⁽⁶⁾	6-2	Cornell
4-5	N2	W ⁽⁷⁾	9-0	Virginia Tech
4-7	A	W	4-2	The Citadel
4-11	H	W	11-3	Mercer
4-12	A	L	4-12	Georgia Tech
4-17	H	L	1-2	Georgia
4-25	A	W	1-0	Newberry
4-26	A	W	3-1	South Carolina
5-9	A	W	11-3	Furman
5-13	H	W	6-3	Wofford

\$ - forfeited in the seventh inning with Clemson ahead 25-0; N1 - Charlotte, NC; N2 - Charleston, SC

1903 (9-1)

Head Coach: John Heisman (3rd Season)

Date	St	W-L	Score	Opponent
4-4	H	W	11-0	Davidson
4-10	A	W	13-8	Georgia
4-11	A	W	5-1	Georgia Tech
4-13	A	W ⁽⁵⁾	3-0	Auburn
4-14	A	W	5-3	Mercer



JOHN HEISMAN, A NAME SYNONOMOUS WITH COLLEGE FOOTBALL, COACHED THE CLEMSON BASEBALL PROGRAM TO A 28-6-1 RECORD FROM 1901-03. HIS WINNING PERCENTAGE (81.4) IS STILL THE HIGHEST IN SCHOOL HISTORY.

4-18	H	L	2-5	Erskine
4-21	H	W	18-3	Wake Forest
5-1	A	W	10-4	Wofford
5-6	A	W	6-5	Newberry
5-11	H	W	11-1	Wofford

1904 (8-5-1)

Head Coach: John McMakin (1st Season)

Date	St	W-L	Score	Opponent
3-28	H	T	2-2	Newberry
4-2	A	W	5-3	Erskine
4-9	H	L	1-2	Furman
4-12	H	L	3-5	Wofford
4-18	N1	L	3-6	Davidson
4-19	A	W	15-1	Belmont Abbey
4-22	A	W	6-1	Georgia Tech
4-23	A	W ⁽¹²⁾	6-3	Georgia
4-27	A	L ⁽¹⁰⁾	2-4	Wofford
4-29	A	L	3-6	Mercer
4-30	A	W	12-4	Mercer
5-6	N2	W	11-1	Erskine
5-7	N2	W	15-8	Duke
5-14	H	W	11-1	Georgia Tech

N1 - Charlotte, NC; N2 - Anderson, SC

1905 (6-8-1)

Head Coach: John McMakin (2nd Season)

Date	St	W-L	Score	Opponent
4-1	H	L	2-3	Georgia
4-8	H	W ⁽⁷⁾	8-3	Erskine
4-12	H	W ⁽¹¹⁾	4-3	Duke
4-14	A	L	0-2	Mercer
4-15	A	W	6-1	Mercer
4-22	A	L	4-5	Georgia Tech ⁽¹⁾
4-22	A	W	5-3	Georgia Tech ⁽²⁾
5-1	A	L	1-3	Newberry
5-3	A	W	10-4	Wofford
5-5	A	L	1-8	Furman
5-6	A	W	10-5	Erskine
5-10	H	L	1-2	Furman
5-13	A	L	2-5	Georgia
5-19	A	L	6-8	Furman
5-20	N1	T	3-3	Wofford

N1 - Anderson, SC

1906 (6-10-1)

Head Coach: John McMakin (3rd Season)

Date	St	W-L	Score	Opponent
3-24	A	L	1-3	Georgia Tech
3-31	A	L	2-9	Georgia ⁽¹⁾
3-31	A	L	3-4	Georgia ⁽²⁾
4-7	H	L	6-7	Furman

4-12	H	W	13-4	Duke
4-20	A	L	0-4	Mercer
4-21	A	T ⁽¹³⁾	3-3	Mercer
4-25	A	W	9-2	Wofford
4-26	N1	W	8-0	Presbyterian College
4-27	N1	W	11-5	Furman
4-28	A	L	3-6	Newberry
4-30	H	L	0-6	Georgia Tech
5-4	N2	L	0-7	Duke
5-5	A	L	3-4	Furman
5-11	H	W	19-5	Wofford
5-12	N3	W	7-1	Wofford
5-19	H	L	2-4	Newberry

N1 - Greenwood, SC; N2 - Charlotte, NC; N3 - Anderson, SC

1907 (9-7-1)

Head Coach: Frank Shaughnessy (1st Season)

Date	St	W-L	Score	Opponent
3-23	A	W	15-1	Presbyterian College
3-30	H	W	4-2	South Carolina
4-5	A	L	2-4	Georgia Tech
4-6	A	T ⁽¹¹⁾	2-2	Georgia Tech
4-12	H	W	8-0	Presbyterian College
4-13	A	W	7-5	Georgia
4-18	H	L	1-3	Erskine
4-20	H	L	0-2	Georgia
4-25	A	W	10-1	Wofford
4-26	N1	L	2-10	Furman
4-27	A	W	5-1	Newberry
4-29	A	L	2-6	South Carolina
4-30	A	L	2-5	Erskine
5-3	N2	L	4-5	Duke
5-4	N2	W	3-0	Duke
5-11	A	W	11-8	Furman
5-18	H	W	7-1	Newberry

N1 - Greenwood, SC; N2 - Charlotte, NC

1908 (6-11)

Head Coach: Robert Lynch (1st Season)

Date	St	W-L	Score	Opponent
3-28	H	W	7-2	Presbyterian College
4-3	A	L	2-4	Georgia Tech
4-4	A	L ⁽¹¹⁾	4-5	Georgia Tech
4-9	H	L	2-4	South Carolina
4-11	H	W	11-1	Furman
4-14	H	L	4-6	Wofford
4-17	H	W	5-4	Erskine
4-23	A	L	7-8	Newberry
4-24	N1	W	8-2	Furman
4-30	A	L	2-4	Wofford
5-1	N2	L	3-5	Duke

5-2	N3	L	0-1	Duke
5-8	A	L	0-8	Georgia
5-9	A	L	0-6	Georgia ⁽¹⁾
5-9	A	L	0-7	Georgia ⁽²⁾
5-13	H	W	4-3	Newberry
5-16	A	W	4-2	Newberry

N1 - Greenwood, SC; N2 - Charlotte, NC; N3 - Winston-Salem, NC

1909 (10-12)

Head Coach: Jesse Reynolds (1st Season)

Date	St	W-L	Score	Opponent
3-29	H	W	5-4	Riverside Military
4-2	H	W	2-0	Georgia
4-3	H	W	10-3	Georgia
4-5	H	W	15-4	North Georgia
4-6	H	L	2-6	North Georgia
4-7	H	W	6-3	Erskine
4-10	A	W	7-6	Furman
4-14	A	L	2-4	Riverside Military
4-15	A	L	3-5	Gordon Military
4-16	A	W	7-4	Mercer
4-17	A	L	2-6	Mercer
4-21	H	L	7-8	Duke
4-22	A	L	2-3	Wofford
4-24	N1	L	1-4	Duke ⁽¹⁾
4-24	N1	L	0-1	Duke ⁽²⁾
4-29	A	L	0-3	Newberry
4-30	N2	L	5-6	Furman
5-1	A	L	0-3	Erskine
5-4	H	W	6-2	Wofford
5-7	A	L	0-3	South Carolina
5-8	A	W	4-2	South Carolina
5-11	H	W	8-2	Newberry

N1 - Chester, SC; N2 - Greenwood, SC

1910 (10-11)

Head Coach: Joe Holland (1st Season)

Date	St	W-L	Score	Opponent
3-25	H	L	1-8	Erskine
3-26	H	W	4-0	Erskine
3-28	H	W	4-2	Riverside Military
4-1	A	W	1-0	Georgia
4-2	A	L	0-5	Georgia
4-8	H	W	2-1	Duke
4-9	H	L	3-14	Duke
4-14	A	W	8-1	Wofford ⁽¹⁾
4-14	A	W	5-4	Wofford ⁽²⁾
4-15	A	L	4-8	Newberry
4-16	A	W	5-3	Newberry
4-22	H	W	5-0	Furman
4-23	H	W ⁽¹¹⁾	3-2	Furman

ALL-TIME RESULTS

4-29	N1	W	6-5	Erskine ⁽¹⁾
4-29	N1	L ⁽¹¹⁾	2-3	Erskine ⁽²⁾
4-30	A	L	6-8	Presbyterian College
5-13	A	L	0-5	Georgia Tech
5-14	A	L ⁽⁷⁾	0-4	Georgia Tech ⁽¹⁾
5-14	A	L ⁽⁷⁾	3-11	Georgia Tech ⁽²⁾
5-16	A	L	2-4	Mercer
5-17	A	L	1-9	Mercer

N1 - Greenwood, SC

1911 (13-10)

Head Coach: Frank Dobson (1st Season)

Date	St	W-L	Score	Opponent
3-27	H	L	2-5	Georgia
3-28	H	L	0-3	Georgia
3-31	A	W	2-1	Erskine
4-1	A	W	8-3	Erskine
4-3	H	W	6-3	College of Charleston
4-7	A	W	4-0	Furman
4-14	H	W	2-1	Newberry
4-15	H	W	3-2	Newberry
4-21	H	W	6-0	Presbyterian College
4-22	H	W	6-2	Presbyterian College
4-26	A	W	8-5	Wofford
4-27	N1	L	0-7	Duke ⁽¹⁾
4-27	N1	L	5-9	Duke ⁽²⁾
4-28	A	W	6-1	College of Charleston
4-29	A	W	3-0	The Citadel
5-1	A	W	6-4	Furman
5-5	H	W	6-0	Wofford
5-6	H	L	2-3	Wofford
5-10	A	L ⁽⁸⁾	0-6	Mercer ⁽¹⁾
5-10	A	L ⁽⁷⁾	5-11	Mercer ⁽²⁾
5-12	A	L ⁽¹²⁾	6-7	Auburn
5-13	A	L ⁽⁸⁾	4-5	Auburn ⁽¹⁾
5-13	A	L	2-3	Auburn ⁽²⁾

N1 - Sumter, SC

1912 (11-6)

Head Coach: Frank Dobson (2nd Season)

Date	St	W-L	Score	Opponent
3-29	A	L	0-8	Georgia
3-30	A	L	1-5	Georgia
4-3	H	W	6-0	College of Charleston
4-5	H	W	6-3	Erskine
4-6	H	W	4-3	Erskine
4-12	A	W	6-4	Georgia Tech
4-13	A	L	2-4	Georgia Tech
4-19	H	W	8-3	Furman
4-24	A	L ⁽¹⁰⁾	2-3	Wofford
4-25	A	W	4-2	Wofford
4-26	A	W	4-3	Newberry
4-27	A	L	1-4	Newberry
5-3	A	W	3-2	Presbyterian College
5-4	A	W	5-1	Presbyterian College
5-6	H	W	2-1	Auburn
5-7	H	W	4-3	Auburn
5-8	H	L	0-4	Auburn

1913 (13-5)

Head Coach: Frank Dobson (3rd Season)

Date	St	W-L	Score	Opponent
3-28	A	L	0-3	Georgia Tech
3-29	A	L	1-3	Georgia Tech
4-4	H	W	10-8	Georgia
4-5	H	L	4-10	Georgia
4-8	A	W	9-3	Furman
4-12	A	W	3-2	Erskine
4-15	H	W	5-0	\$ Erskine
4-18	H	W	5-1	Presbyterian College
4-25	H	L	1-6	Wake Forest
4-26	H	W	4-0	Furman
4-30	A	W	14-5	Wofford
5-1	A	W	9-0	Wofford
5-2	A	W	11-1	Presbyterian College
5-3	A	W	10-3	Newberry
5-5	H	W	6-5	Newberry
5-8	A	L	3-9	Auburn
5-9	A	W	18-4	Auburn
5-10	A	W	5-3	Auburn

\$ - no-hit game

1914 (16-6)

Head Coach: Thomas Robertson (1st Season)

Date	St	W-L	Score	Opponent
3-27	A	W	6-3	Georgia
3-28	A	L ⁽¹¹⁾	6-7	Georgia
4-3	H	W ⁽¹¹⁾	2-1	Erskine
4-4	H	W ⁽⁷⁾	8-0	Erskine
4-10	A	W ⁽¹⁰⁾	7-3	Mercer
4-11	A	L	5-7	Mercer
4-15	H	W	6-5	Wofford
4-16	H	W	5-0	The Citadel
4-18	H	W	5-1	Furman
4-21	A	L	9-10	Furman
4-24	N1	W	9-1	Erskine ⁽¹⁾
4-24	N1	W	6-0	Erskine ⁽²⁾
4-29	A	W	7-3	Presbyterian College
4-30	A	W	6-2	Presbyterian College
5-1	A	W	7-4	Newberry
5-2	A	W	15-9	Newberry
5-6	A	L	6-7	Wofford
5-7	A	W	7-6	Wofford
5-9	A	W	5-1	Furman
5-14	H	L	4-5	Auburn
5-15	H	W	13-5	Auburn
5-16	H	L	2-6	Auburn

N1 - Rock Hill, SC

1915 (13-7)

Head Coach: Vet Sitton (1st Season)

Date	St	W-L	Score	Opponent
3-26	N1	W	3-2	Furman
4-3	H	W	10-2	Furman
4-9	A	L	1-2	Erskine
4-10	A	L	6-8	Erskine
4-13	H	W	7-4	Richmond
4-14	A	W	7-4	Wofford

4-15	A	W	12-1	Wofford
4-17	H	W	13-3	The Citadel
4-27	H	W	8-2	Presbyterian College
4-28	H	W	2-1	Presbyterian College
4-30	H	L	3-6	Georgia
5-1	H	L	3-9	Georgia
5-8	A	L	3-10	Auburn ⁽¹⁾
5-8	A	L ⁽⁷⁾	1-3	Auburn ⁽²⁾
5-8	A	L ⁽⁷⁾	0-2	Auburn ⁽³⁾
5-13	H	W	18-7	Newberry
5-14	H	W	14-1	Newberry
5-15	A	W	10-1	Furman
5-17	N2	W	8-2	Furman
5-18	N2	W	5-3	Furman

N1 - Anderson, SC; N2 - Greenwood, SC

1916 (13-11)

Head Coach: Vet Sitton (2nd Season)

Date	St	W-L	Score	Opponent
3-27	H	W	4-2	\$ WestVirginiaWesleyan
3-29	H	L	2-3	Erskine
4-4	H	W	6-0	Wofford
4-8	A	W	12-3	Erskine
4-11	H	W	4-2	The Citadel
4-12	H	W	16-1	The Citadel
4-13	H	W	11-1	Virginia Tech
4-14	H	L	3-4	Virginia Tech
4-18	A	W	7-0	Wofford
4-19	A	L	3-4	Furman
4-21	A	L	1-4	Georgia
4-22	A	L ⁽¹¹⁾	4-6	Georgia
4-24	N1	L	2-3	Wofford
4-25	N1	T ⁽¹⁷⁾	0-0	Furman
4-27	A	W	16-6	Duke
4-28	A	L	4-5	Duke
4-29	A	W	2-0	# Virginia Military
5-1	A	L	7-10	Virginia Tech
5-5	N1	W	5-4	Auburn
5-6	H	L	1-9	Auburn ⁽¹⁾
5-6	H	L	1-3	Auburn ⁽²⁾
5-8	H	W	3-0	Duke
5-9	H	W	13-3	Duke
5-12	N1	L	0-4	South Carolina
5-13	N1	W	7-5	South Carolina

\$ - first baseball game played on Riggs Field; # - no-hit game; N1 - Anderson, SC

1917 (13-13)

Head Coach: Country Morris (1st Season)

Date	St	W-L	Score	Opponent
3-28	H	L	3-9	WestVirginiaWesleyan
3-29	H	L	5-6	WestVirginiaWesleyan
3-30	H	W	2-1	Erskine
3-31	A	W	3-0	Erskine
4-2	A	L	1-2	South Carolina
4-3	A	W	18-2	South Carolina
4-6	H	W	2-1	Wofford
4-7	H	W	9-2	Oglethorpe
4-10	H	W	15-1	Furman

4-13	A	L ⁽¹³⁾	0-1	Presbyterian College
4-14	A	W	6-3	Newberry
4-16	H	W	4-2	South Carolina
4-17	H	W	6-3	South Carolina
4-20	N1	W	2-1	Georgia
4-21	N1	L	2-3	Georgia
4-25	H	L	2-3	Georgia Tech
4-26	H	L	1-5	Georgia Tech
5-4	A	L	0-7	Auburn
5-5	A	L	3-8	Auburn
5-6	A	W ⁽⁷⁾	7-4	Auburn
5-8	A	L	3-5	Mercer ⁽¹⁾
5-8	A	L ⁽⁷⁾	1-2	Mercer ⁽²⁾
5-9	A	L	2-8	Georgia
5-12	H	L	1-2	Newberry
5-17	A	W	1-0	Wofford
5-18	A	W	7-5	Wofford

N1 - Anderson, SC

1918 (11-6)

Head Coach: Edward Donahue (1st Season)

Date	St	W-L	Score	Opponent
4-5	H	L	1-2	North Carolina
4-10	H	W ⁽¹¹⁾	4-3	Wofford
4-12	H	L	2-3	Oglethorpe
4-13	H	W	7-6	Oglethorpe
4-16	H	W	7-2	Wake Forest
4-20	A	W	8-3	Furman
4-23	H	W	6-5	Georgia
4-24	H	L	0-2	Georgia
4-27	H	W	3-2	Erskine
5-2	H	L	1-2	Guilford
5-3	H	L	2-5	Guilford
5-6	A	W	8-3	Oglethorpe
5-7	A	W	7-3	Oglethorpe
5-9	H	W ⁽⁸⁾	7-0	Furman
5-16	A	W	3-0	Wofford
5-17	A	W	3-2	South Carolina
5-18	A	L ⁽¹²⁾	2-3	South Carolina

1919 (6-15-1)

Head Coach: Edward Donahue (2nd Season)

Date	St	W-L	Score	Opponent
3-25	H	L	0-2	Furman
4-5	A	L	0-5	Georgia Tech ⁽¹⁾
4-5	A	L ⁽⁷⁾	3-9	Georgia Tech ⁽²⁾
4-7	A	L	0-1	Georgia
4-10	A	L	0-9	Georgia
4-12	H	L	4-6	Newberry
4-14	H	L	2-8	Duke
4-15	H	L ⁽¹²⁾	1-3	Duke
4-18	H	L	2-8	Alabama
4-19	H	W ⁽¹¹⁾	4-3	Alabama
4-23	H	L	6-7	Georgia
4-24	H	T ⁽¹¹⁾	2-2	Georgia
4-25	H	L	1-2	South Carolina
4-26	H	W	8-2	South Carolina
4-28	H	L	1-2	Presbyterian College
5-1	N1	L	1-6	Erskine
5-6	H	L	7-10	Wofford
5-9	H	W	8-3	The Citadel
5-14	A	L	0-3	Erskine
5-15	A	W	3-1	Newberry
5-16	A	W	4-0	South Carolina
5-17	A	W	1-0	South Carolina

N1 - Anderson, SC


1920 (4-15)

Head Coach: Country Morris (2nd Season)

Date	St	W-L	Score	Opponent
4-2	H	L	2-6	Georgia
4-3	H	L	0-3	Georgia
4-5	H	L ⁽⁷⁾	0-10	Auburn
4-6	H	L	2-16	Auburn
4-10	A	L ⁽¹²⁾	4-5	Furman
4-15	A	L	0-1	Newberry
4-16	A	W ⁽⁸⁾	14-9	South Carolina
4-17	A	W	14-5	South Carolina
4-23	A	L	1-2	Georgia Tech
4-24	A	L ⁽¹⁰⁾	4-5	Georgia Tech
4-27	H	W	6-2	Presbyterian College
4-29	H	L	3-6	Elon
5-1	H	L	0-3	Erskine
5-4	H	L	0-5	Wofford
5-8	A	L	5-7	Presbyterian College
5-11	H	W	5-3	South Carolina
5-12	H	L	5-8	South Carolina
5-14	A	L	1-5	Georgia
5-15	A	L	0-8	Georgia



ALL-TIME RESULTS



FROM 1916 TO 1969, CLEMSON PLAYED ITS HOME GAMES ON RIGGS FIELD, NOW THE LOCATION OF THE TIGER SOCCER PROGRAM.

1921 (5-14)

Head Coach: Larry Conover (1st Season)

Date	St	W-L	Score	Opponent
3-25	H	L ⁽¹⁰⁾	1-2	Georgia
3-26	H	L	2-10	Georgia
4-1	A	L	0-7	Georgia Tech
4-2	A	L	0-10	Georgia Tech
4-5	H	W	3-2	Erskine
4-8	A	L	1-12	Auburn
4-9	A	L	1-12	Auburn
4-13	H	L	1-4	Furman
4-15	N1	L	2-8	Newberry
4-20	A	L	1-2	Furman
4-21	H	L	3-5	Wake Forest
4-26	H	L	4-6	Davidson
4-27	H	W	8-0	Presbyterian College
5-4	H	W ⁽¹²⁾	1-0	N.C. State
5-5	H	W	5-0	South Carolina
5-6	A	L	4-7	Wofford
5-7	A	W	6-1	Presbyterian College
5-11	A	L	3-5	Erskine
5-12	A	L	0-5	Newberry

N1 - Greenwood, SC

1922 (10-8)

Head Coach: L.V.H. Durfee (1st Season)

Date	St	W-L	Score	Opponent
3-24	A	L	4-9	Georgia Tech
3-25	A	L	2-6	Georgia Tech
4-3	H	W	5-0	Presbyterian College
4-6	A	L	1-2	Georgia
4-7	A	L	1-2	Georgia
4-8	H	W	11-3	The Citadel
4-12	N1	W ⁽¹³⁾	4-1	Wofford
4-14	H	W	6-0	Erskine
4-15	A	L	1-8	Furman
4-21	A	W	3-0	Presbyterian College
4-22	A	W	8-3	Presbyterian College
4-26	H	W	3-1	South Carolina
4-27	H	W	4-3	Davidson
5-2	H	W	7-1	Wofford
5-4	N1	W	5-1	Erskine
5-11	H	L	0-4	Furman
5-12	A	L	8-9	Newberry
5-13	A	L	4-8	South Carolina

N1 - Anderson, SC

1923 (13-8-1)

Head Coach: L.V.H. Durfee (2nd Season)

Date	St	W-L	Score	Opponent
3-30	H	W	8-0	Furman
3-31	A	W	3-0	Furman
4-3	H	W	6-2	Maryland
4-5	H	W	2-0	Erskine
4-6	H	L	2-6	Georgia
4-7	H	W	2-1	Georgia
4-9	H	W	17-1	Presbyterian College
4-12	H	L	0-9	Duke

4-14	A	W	6-1	Furman
4-18	A	W	5-3	Birmingham-Southern
4-19	A	L	4-6	Alabama
4-20	A	L	0-2	Mississippi
4-21	A	L	2-6	Mississippi
4-23	A	W	4-0	Erskine
4-25	H	L	4-12	Virginia Tech
4-26	H	L	2-3	Davidson
4-27	H	W	4-3	Newberry
4-30	H	T ⁽¹³⁾	3-3	Furman
5-3	H	W	5-3	The Citadel
5-4	A	W	3-0	Newberry
5-7	H	L	0-1	Mississippi College
5-8	H	W	4-1	Mississippi College

1924 (6-10)

Head Coach: L.V.H. Durfee (3rd Season)

Date	St	W-L	Score	Opponent
3-28	H	L	5-19	Georgia
3-29	H	L	4-11	Georgia
4-15	A	L	1-4	Furman
4-16	H	L	4-7	Presbyterian College
4-17	H	W	6-0	South Carolina
4-19	A	L	0-7	Wofford
4-22	N1	L	4-11	Furman
4-26	H	L	1-14	Oglethorpe
4-28	H	L	7-12	Wofford
5-3	H	L	3-7	Furman
5-5	H	W	4-1	Erskine
5-7	A	W	4-1	Erskine
5-8	N2	W	4-1	Presbyterian College
5-9	A	L	2-7	Newberry
5-10	A	W	8-7	South Carolina
5-12	N2	W	10-3	The Citadel

\$ - no-hit game; N1 - Anderson, SC; N2 - Laurens, SC

1925 (11-14)

Head Coach: Thomas May (1st Season)

Date	St	W-L	Score	Opponent
3-20	A	L	0-4	Georgia Tech
3-21	A	L	0-6	Georgia Tech
3-30	A	L	1-7	Georgia
3-31	A	L	0-6	Georgia
4-2	H	W	7-3	North Georgia
4-3	H	L	6-9	North Georgia
4-4	H	W	11-2	North Georgia
4-6	H	W	5-4	Wofford
4-7	H	W	4-2	Wofford
4-11	H	L	3-7	Furman
4-13	H	L	0-5	Michigan
4-14	H	L	1-7	Michigan
4-17	H	W	3-2	Presbyterian College
4-18	A	L	2-13	Wofford
4-21	H	W ⁽¹³⁾	9-8	Tennessee
4-22	A	L	4-7	Furman
4-24	H	W	6-2	South Carolina
4-29	A	W ⁽¹²⁾	2-1	Erskine
4-30	N1	L	2-9	Presbyterian College

5-1	A	L	8-9	Newberry
5-2	A	L	7-8	South Carolina
5-4	N2	W	7-5	Auburn
5-8	H	L	1-4	Virginia Tech
5-11	H	W ⁽¹⁰⁾	9-8	Erskine
5-13	H	W	6-4	The Citadel

N1 - Laurens, SC; N2 - Anderson, SC

1926 (8-11)

Head Coach: Cul Richards (1st Season)

Date	St	W-L	Score	Opponent
3-19	A	L	2-5	Georgia Tech
3-20	A	W ⁽¹⁰⁾	6-5	Georgia Tech
3-25	H	L	5-9	Furman
3-27	A	L	1-2	Furman
4-3	A	L	5-6	Wofford
4-7	A	L	0-10	Auburn
4-8	A	L	0-7	Auburn
4-13	H	W ⁽¹⁰⁾	7-6	Presbyterian College
4-15	A	W ⁽¹⁰⁾	8-2	Erskine
4-16	A	L	0-4	Newberry
4-17	A	L	0-3	South Carolina
4-21	H	W	11-5	N.C. State
4-22	H	W	9-0	Davidson
4-23	H	W	8-3	The Citadel
4-26	H	W	12-0	Wofford
4-28	N1	L	1-5	Presbyterian College
5-3	H	L	0-2	Newberry
5-4	H	L	2-3	Erskine
5-7	H	W	10-3	Duke

N1 - Laurens, SC

1927 (11-13-1)

Head Coach: Tink Gillam (1st Season)

Date	St	W-L	Score	Opponent
3-18	A	L	5-11	Georgia Tech
3-19	A	L	1-10	Georgia Tech
3-25	H	W ⁽¹⁰⁾	3-2	Erskine
3-28	H	L	7-10	Georgia
3-29	H	L	8-10	Georgia
4-1	A	L	3-6	Oglethorpe
4-2	A	L	1-5	Oglethorpe
4-8	H	W	4-3	South Carolina
4-9	H	W	10-6	Davidson
4-11	H	W	5-4	Newberry
4-13	A	L ⁽¹¹⁾	8-9	South Carolina
4-14	A	W	16-4	Newberry
4-15	A	W	12-4	Presbyterian College
4-16	A	W	11-3	Erskine
4-20	H	L	5-11	Auburn
4-22	A	L	4-8	Georgia
4-23	A	L	0-9	# Georgia
4-27	H	W	6-5	Furman
4-28	H	L	6-7	Presbyterian College
5-4	A	L	2-6	Auburn
5-5	A	T ⁽⁶⁾	3-3	Auburn
5-9	H	W	7-0	N.C. State
5-10	H	W	4-1	The Citadel
5-12	A	L ⁽¹⁰⁾	1-2	Furman
5-13	H	W	7-4	Wofford

- forfeited game

1928 (12-9-2)

Head Coach: Joe Guyon (1st Season)

Date	St	W-L	Score	Opponent
3-23	A	L	4-14	Georgia Tech
3-24	A	L	5-7	Georgia Tech
4-2	A	L	2-6	Auburn
4-3	A	T ⁽⁸⁾	6-6	Auburn
4-4	A	W	2-1	Florida
4-5	A	L	6-10	Florida
4-7	A	W	12-6	Mercer
4-12	H	L ⁽⁷⁾	2-4	Michigan ⁽¹⁾
4-12	H	L ⁽⁷⁾	2-6	Michigan ⁽²⁾
4-13	H	W	6-0	South Carolina
4-16	H	W	11-1	Presbyterian College
4-17	A	W	6-3	Newberry
4-18	A	T ⁽¹¹⁾	3-3	South Carolina
4-21	A	W	7-3	The Citadel
4-24	A	L	1-4	Erskine
4-26	H	W	6-0	Presbyterian College
4-27	H	W	6-2	Newberry
4-30	A	W ⁽¹⁰⁾	8-6	Furman
5-2	H	L	3-11	Auburn
5-3	H	L	6-9	Auburn
5-4	H	W	6-5	Auburn
5-9	H	W	7-2	Furman
5-11	H	W	4-3	Erskine

1929 (15-11-1)

"State Champions"

Head Coach: Joe Guyon (2nd Season)

Date	St	W-L	Score	Opponent
3-22	A	L	3-5	Georgia
3-23	A	L	2-4	Georgia
4-1	H	L ⁽¹¹⁾	0-2	South Carolina
4-3	A	L	1-2	Wofford
4-5	H	L	3-4	Georgia
4-6	H	W	9-7	Georgia
4-10	H	L	3-10	Michigan
4-11	H	L	4-16	Michigan
4-12	A	L	2-5	Georgia Tech
4-13	A	W	7-4	Georgia Tech
4-15	A	T ⁽¹²⁾	6-6	Auburn
4-16	A	W	4-3	Auburn
4-17	A	L	2-9	Oglethorpe
4-18	A	W	4-2	Oglethorpe
4-20	A	W	10-3	Furman
4-23	H	W	3-0	Newberry
4-24	H	W ⁽¹⁰⁾	6-5	Presbyterian College
4-26	H	W	3-0	Erskine
4-27	H	W	6-1	Furman
4-29	H	W	3-2	Wofford
4-30	H	L	4-5	Oglethorpe
5-3	A	W ⁽¹⁰⁾	1-0	Erskine
5-7	A	W	7-1	Presbyterian College
5-8	A	W	3-0	Newberry
5-9	A	L	6-8	South Carolina
5-11	A	W ⁽⁷⁾	4-0	The Citadel ⁽¹⁾
5-11	A	W ⁽⁷⁾	6-5	The Citadel ⁽²⁾

1930 (9-14)

Head Coach: Joe Guyon (3rd Season)

Date	St	W-L	Score	Opponent
3-28	A	L	9-10	Georgia Tech
3-29	A	L	1-4	Georgia Tech
3-31	A	L	3-7	Oglethorpe
4-1	A	L	4-5	Oglethorpe
4-4	A	W	8-5	Wofford
4-5	H	L	4-7	Erskine
4-7	H	L	2-5	Florida
4-8	H	W	9-3	Florida
4-11	H	W	11-5	Wofford
4-15	A	W	4-3	Furman
4-17	H	L	4-8	Newberry
4-19	H	W	4-1	South Carolina ⁽¹⁾
4-19	H	L	2-9	South Carolina ⁽²⁾
4-22	H	W	7-6	Furman
4-26	A	W	9-6	The Citadel
4-28	A	L	2-18	South Carolina
4-29	A	L ⁽¹⁰⁾	3-5	South Carolina
4-30	A	W	15-0	Newberry
5-1	A	L	7-9	Presbyterian College
5-2	A	L ⁽¹¹⁾	4-5	Erskine
5-5	H	L ⁽¹¹⁾	3-4	Auburn
5-6	H	L ⁽¹⁰⁾	10-14	Auburn
5-9	N1	W	12-6	The Citadel

N1 - Anderson, SC

1931 (6-2)

Head Coach: Joe Guyon (4th Season)

Date	St	W-L	Score	Opponent
4-9	H	W	6-3	Newberry
4-30	H	W	14-4	Davidson
5-2	A	L	1-10	South Carolina
5-4	A	W	6-2	The Citadel
5-11	H	W	6-1	The Citadel
5-12	H	W	3-2	The Citadel
5-13	H	W	5-4	South Carolina
5-14	H	L	1-5	South Carolina

Note: The season was shortened due to an outbreak of meningitis on campus in April.

1932 (14-6)

"State Champions"

Head Coach: Jess Neely (1st Season)

Date	St	W-L	Score	Opponent
3-24	H	L	3-4	Georgia
3-25	H	L	8-11	Georgia
4-4	H	W	9-3	Newberry
4-5	H	L	2-3	Newberry
4-7	A	W	7-1	Presbyterian College
4-15	A	L	0-4	South Carolina
4-16	A	W	10-4	South Carolina
4-18	A	W	14-1	Erskine
4-19	A	W ⁽¹⁰⁾	2-1	Erskine
4-21	H	W	14-5	Presbyterian College ⁽¹⁾
4-21	H	W ⁽⁷⁾	14-1	Presbyterian College ⁽²⁾

ALL-TIME RESULTS



THE 1941 TIGERS WON EIGHT OF THEIR LAST NINE GAMES AND FINISHED THE SEASON WITH A 10-6 RECORD.

4-22	H	W ⁽¹⁰⁾	12-11	Presbyterian College
4-26	H	W	13-9	South Carolina ⁽¹⁾
4-26	H	L ⁽⁷⁾	2-5	South Carolina ⁽²⁾
5-3	A	W	10-4	Newberry
5-4	A	L	2-4	Newberry
5-9	H	W	13-10	Erskine
5-10	H	W	3-0	Erskine
5-12	H	W	10-9	South Carolina
5-13	H	W	6-5	South Carolina

1933 (10-10)

Head Coach: Jess Neely (2nd Season)

Date	St	W-L	Score	Opponent
3-24	H	L	11-14	Georgia
3-30	A	L	4-5	South Carolina
3-31	A	L	0-6	South Carolina
4-3	N1	W	11-4	Erskine
4-4	N1	L	4-5	Erskine
4-6	A	W	13-7	Presbyterian College
4-7	A	L	3-8	Presbyterian College
4-10	H	W	9-2	Newberry
4-11	H	W	6-5	Newberry
4-13	A	L	4-6	Furman
4-14	H	W	4-1	Furman
4-17	H	L	3-4	South Carolina
4-20	A	L	0-3	# Erskine
4-21	H	W	6-3	Erskine
4-25	H	W	15-11	Presbyterian College ⁽¹⁾
4-25	H	W ⁽⁷⁾	3-0	Presbyterian College ⁽²⁾
4-27	A	L	8-9	Newberry
4-28	A	W	6-1	Newberry
5-1	A	W	9-8	Furman
5-2	H	L ⁽⁷⁾	1-4	Furman

- no-hit game; N1 - Anderson, SC

1934 (8-8-1)

Head Coach: Jess Neely (3rd Season)

Date	St	W-L	Score	Opponent
3-30	H	L	6-7	Duke
3-31	H	W	10-5	Duke
4-4	H	L	9-11	Newberry
4-5	H	L	7-8	Furman
4-7	H	T ⁽¹¹⁾	7-7	N.C. State
4-9	A	W	15-8	Presbyterian College
4-10	A	W	5-3	Erskine
4-12	H	L	1-8	South Carolina
4-21	A	L	7-8	Furman
4-25	H	W	8-2	Presbyterian College
4-26	H	W ⁽¹²⁾	3-2	Erskine
4-27	A	L	4-5	Newberry
5-1	H	W	5-0	Wofford
5-2	A	L	4-6	South Carolina
5-3	A	W	9-6	Wofford
5-7	N1	W	5-2	Georgia
5-8	N1	L	3-4	Georgia

N1 - Gainesville, GA

1935 (16-7-1)

"State Champions"

Head Coach: Jess Neely (4th Season)

Date	St	W-L	Score	Opponent
3-25	H	W	5-0	Michigan State
3-30	A	L	1-5	N.C. State
4-2	A	L	8-12	Duke ⁽¹⁾

4-2	A	W ⁽⁷⁾	3-0	Duke ⁽²⁾
4-5	H	W	4-0	Georgia Tech
4-9	H	W	10-2	Presbyterian College
4-12	A	L	0-2	Georgia
4-13	A	W	4-3	Georgia
4-15	A	W	12-3	Wofford
4-16	H	W	5-4	South Carolina
4-19	H	W	7-2	Georgia
4-20	H	W	6-4	Georgia
4-22	H	L	1-7	Newberry
4-24	A	T ⁽¹⁰⁾	4-4	Furman
4-25	H	W	5-1	Wofford
4-26	A	W	10-2	Georgia Tech
4-27	A	L	0-6	Georgia Tech ⁽¹⁾
4-27	A	L ⁽⁷⁾	1-2	Georgia Tech ⁽²⁾
4-30	H	W	5-0	Erskine
5-1	A	W	6-3	Presbyterian College
5-2	A	W	4-2	Erskine
5-7	H	W	3-2	Furman ⁽¹⁾
5-7	H	W ⁽⁷⁾	1-0	Furman ⁽²⁾
5-9	A	L	0-2	South Carolina

1936 (6-11)

Head Coach: Jess Neely (5th Season)

Date	St	W-L	Score	Opponent
3-30	H	L	0-18	Michigan State
4-3	H	L ⁽⁷⁾	0-6	Georgia
4-4	H	L	3-8	Georgia
4-11	H	L	3-6	Erskine
4-13	A	L	0-6	Erskine
4-16	H	L	4-9	Cincinnati
4-17	H	W	10-8	Presbyterian College
4-20	H	W	7-1	The Citadel
4-21	H	W	6-1	The Citadel
4-24	A	W	7-1	^ South Carolina
4-28	A	L ⁽⁷⁾	2-6	Presbyterian College
5-1	H	L	5-12	N.C. State
5-5	H	L	5-6	South Carolina
5-8	A	L	2-6	Georgia
5-9	A	W	5-4	Georgia
5-11	H	W	2-0	Newberry
5-13	A	L	0-3	Newberry

^ - Clemson's first night game

1937 (7-12)

Head Coach: Jess Neely (6th Season)

Date	St	W-L	Score	Opponent
3-30	H	L	1-8	Ohio
4-2	H	L	1-13	Georgia
4-3	H	W	3-2	Georgia
4-7	A	L	3-23	Erskine
4-9	A	L	0-5	Newberry
4-10	A	L	2-3	Wofford
4-12	A	L	7-10	The Citadel
4-13	A	L	0-3	The Citadel
4-15	A	W	5-4	Presbyterian College
4-16	H	L	2-5	Furman
4-20	H	W	6-5	Erskine
4-22	H	L	0-1	Newberry
4-24	H	W	9-4	Wofford
4-27	A	L	3-4	South Carolina
5-3	A	W	11-9	Georgia
5-4	A	W	6-1	Georgia
5-6	A	L	5-6	Presbyterian College

5-8	H	L	4-5	South Carolina
5-10	A	W	14-8	Furman

1938 (6-12)

Head Coach: Jess Neely (7th Season)

Date	St	W-L	Score	Opponent
3-31	A	W	9-5	Wofford
4-4	A	L	5-9	Newberry
4-6	H	W	7-6	Erskine
4-8	A	L	11-14	Georgia
4-11	N1	L	3-4	Erskine
4-13	H	W	4-2	Presbyterian College
4-15	H	W	10-8	Newberry
4-16	H	L ⁽¹⁰⁾	5-6	Davidson
4-19	H	L	5-7	Georgia
4-22	A	W	15-5	Presbyterian College
4-25	H	L	0-3	The Citadel
4-26	H	L	2-10	The Citadel
4-28	A	L	7-14	Furman
5-2	A	L	2-7	Davidson
5-3	H	L	3-12	South Carolina
5-9	H	W	6-1	Wofford
5-10	A	L	0-3	South Carolina
5-11	H	L	4-6	Furman

N1 - Anderson, SC

1939 (10-7)

Head Coach: Randy Hinson (1st Season)

Date	St	W-L	Score	Opponent
4-3	A	L	0-6	Georgia
4-4	A	L	4-27	Georgia
4-8	H	W	12-7	Ohio
4-10	H	L	7-11	Georgia
4-14	H	W	4-1	Newberry
4-15	A	L	0-2	Erskine
4-18	A	W	2-0	Wofford
4-20	H	W	10-7	Wofford
4-22	H	W	10-7	Presbyterian College
4-27	H	W	9-7	South Carolina
4-29	A	L	2-11	Newberry
5-1	A	W ⁽¹⁰⁾	7-5	South Carolina
5-2	A	W	4-0	The Citadel
5-3	A	L	2-7	The Citadel
5-5	H	L	4-6	Erskine
5-12	A	W	9-7	Furman
5-13	H	W	8-4	Furman

1940 (12-2-2)

Head Coach: Randy Hinson (2nd Season)

Date	St	W-L	Score	Opponent
3-23	H	W	15-2	Davidson
3-25	H	T ⁽⁷⁾	3-3	Michigan State
4-1	H	W	13-7	Wofford
4-6	A	W ⁽¹⁰⁾	6-5	Erskine
4-11	A	W	7-6	South Carolina
4-15	H	W	11-5	Presbyterian College
4-18	A	T	13-13	Furman
4-23	H	L	3-4	Erskine
4-26	H	W	7-1	South Carolina
4-27	A	W	12-1	Presbyterian College
4-29	A	W	7-2	Wofford
5-1	H	W	16-9	Furman
5-8	N1	W	12-1	The Citadel
5-9	N1	W	18-12	The Citadel

5-11	H	L	4-10	North Carolina
5-15	A	W	8-5	Davidson

N1 - Sumter, SC

1941 (10-6)

Head Coach: Tom Rogers (1st Season)

Date	St	W-L	Score	Opponent
3-25	H	L	4-5	Michigan State
4-5	H	L	10-14	Presbyterian College
4-8	H	L	7-12	Georgia
4-11	H	W	9-0	Furman
4-12	A	W	3-1	Erskine
4-15	A	L	2-3	Georgia
4-18	A	L	5-7	Furman
4-19	H	W	10-2	Erskine
4-22	H	W	10-1	Wofford
4-25	H	W	3-1	South Carolina
4-26	A	W	24-8	Wofford
4-28	H	W	22-0	Presbyterian College
5-3	H	W	11-7	Newberry
5-6	N1	W	8-6	Georgia
5-8	A	L	3-5	South Carolina
5-10	A	W	8-1	Newberry

N1 - Elberton, GA

1942 (8-8)

Head Coach: Tom Rogers (2nd Season)

Date	St	W-L	Score	Opponent
3-25	H	L	3-5	Duke
3-26	H	L	3-14	Duke
3-28	H	W	14-3	Newberry
4-1	H	L	5-11	Michigan State
4-3	A	W	8-1	Erskine
4-7	A	L	6-13	Georgia
4-10	H	W	18-9	Erskine
4-14	H	W ⁽¹²⁾	9-8	Georgia
4-20	A	L ⁽¹⁰⁾	11-12	Presbyterian College
4-22	A	L ⁽¹⁰⁾	3-4	Newberry
4-24	H	W	6-5	South Carolina
4-27	A	L ⁽¹⁰⁾	11-12	Furman
4-30	H	W	10-3	Wofford
5-2	A	W	13-5	Wofford
5-6	H	L	1-7	Furman
5-8	A	W	9-5	South Carolina

1943 (12-3)

Head Coach: Frank Howard (1st Season)

Date	St	W-L	Score	Opponent
3-31	A	W	12-4	Davidson
4-1	A	W	21-0	Davidson
4-5	H	W	13-12	Newberry
4-8	A	W	21-4	Furman
4-10	A	L	6-8	Newberry
4-14	H	W ⁽⁷⁾	19-3	Davidson
4-15	H	W	13-12	Furman
4-17	H	W	13-12	Presbyterian College
4-20	A	W	8-1	Georgia
4-24	A	W	5-4	Georgia Tech
4-28	A	L	4-7	Presbyterian College
4-29	H	W	8-2	Furman
5-1	H	W	20-8	Georgia
5-7	H	L	6-14	Georgia Tech
5-8	H	W ⁽¹⁰⁾	11-10	Georgia Tech

1944 (No Team)

1945 (7-6)

Head Coach: Walter Cox (1st Season)

Date	St	W-L	Score	Opponent
3-31	H	W	14-7	Wofford
4-4	A	W	15-14	Wofford
4-6	A	W	7-5	Newberry
4-7	A	L	0-6	Newberry
4-13	A	L	7-8	Presbyterian College
4-20	H	L	2-12	Presbyterian College
4-21	H	L	6-12	Presbyterian College
4-27	H	W	6-4	South Carolina
4-30	H	W	9-2	Wofford
5-4	A	L	7-11	South Carolina
5-5	A	L	0-4	South Carolina
5-9	A	W	4-2	Wofford
5-11	H	W	3-2	Newberry

1946 (12-5)

Head Coach: Randy Hinson (3rd Season)

Date	St	W-L	Score	Opponent
3-29	H	W	6-0	# Erskine
4-3	A	L	1-2	South Carolina
4-5	H	W	23-0	Georgia



ALL-TIME RESULTS

4-6	H	L	9-16	Georgia
4-9	H	W	5-4	Davidson
4-12	N1	L ⁽¹¹⁾	8-9	Georgia
4-13	A	W	10-6	Georgia
4-19	H	W	8-5	Presbyterian College
4-20	A	L	5-7	Newberry
4-23	A	W	4-2	Furman
4-26	A	W	5-1	Erskine
4-30	A	W	9-2	Wofford
5-6	H	L	1-6	Newberry
5-7	H	W	8-0	Wofford
5-11	A	W	8-3	Davidson
5-13	H	W	2-1	Furman
5-18	H	W	12-2	South Carolina

- no-hit game; N1 - Thomson, GA

1947 (24-5 Overall; 13-2 SoCon, 1st)

NCAA Southern Champion

NCAA Eastern Finals

Head Coach: Randy Hinson (4th Season)

Date	St	W-L	Score	Opponent
3-25	H	W	10-9	*N.C. State
3-28	H	W	10-9	*Duke
3-29	H	L	11-13	*Duke
4-3	A	W	8-2	Presbyterian College
4-7	H	W	4-3	Wofford
4-8	H	W	2-1	*Davidson
4-11	A	W	4-1	*South Carolina
4-12	A	W	17-8	*South Carolina
4-17	H	W	7-2	Georgia
4-18	A	W	14-4	*The Citadel
4-21	A	L	7-8	Georgia
4-24	H	W	9-4	Newberry
4-26	A	W	10-5	Newberry
4-30	H	W ⁽⁷⁾	8-5	*The Citadel
5-2	A	W	5-4	Erskine
5-3	A	W	11-5	Wofford
5-5	H	W	19-7	*Furman
5-6	A	L	4-7	*Furman
5-9	H	W	3-2	Erskine
5-10	A	W	15-1	*Davidson
5-13	H	W	9-6	*Furman
5-14	A	W	13-3	*Furman
5-23	H	W	17-3	*South Carolina
5-24	H	W	10-8	*South Carolina
6-12	N1	W	8-3	# Auburn
6-13	N1	W	1-0	# Alabama
6-14	N1	L	2-8	# Alabama ⁽¹⁾
6-14	N1	W	4-1	# Alabama ⁽²⁾
6-20	A	L	3-7	\$ Yale

* - SoCon game; # - NCAA Southern Playoffs; \$ - NCAA Eastern Finals; N1 - Charlotte, NC

1948 (14-12-1 Overall; 8-8-1 SoCon)

Head Coach: Walter Cox (2nd Season)

Date	St	W-L	Score	Opponent
3-22	H	T ⁽¹⁰⁾	8-8	*Virginia Tech
3-24	H	L	3-5	*Duke
3-25	H	L	2-3	*Duke
3-30	H	L	4-5	Ohio
4-1	H	L	1-4	*Washington & Lee
4-5	H	W	5-0	*Davidson
4-9	H	L	1-12	*North Carolina
4-10	A	L ⁽¹⁰⁾	6-7	*Davidson
4-12	A	L	2-5	Georgia
4-16	H	L	4-7	*South Carolina
4-17	H	W	11-2	*South Carolina
4-19	H	W	7-6	*Furman
4-23	H	W	9-2	Presbyterian College
4-24	A	L	4-5	Newberry
4-28	A	L	8-11	*Furman
4-30	A	W	8-1	Wofford
5-1	A	W	3-1	Erskine
5-3	H	L	1-3	*Furman
5-5	A	W	2-1	Presbyterian College
5-7	H	W	16-10	Wofford
5-10	A	W	5-4	*Furman
5-14	H	W	13-9	Newberry
5-15	N1	L	2-8	Erskine
5-18	H	W	4-3	*The Citadel
5-21	A	W	7-2	*South Carolina
5-22	A	W	6-5	*South Carolina
5-25	A	W	6-4	*The Citadel

* - SoCon game; N1 - Anderson, SC

1949 (11-12 Overall; 10-5 SoCon)

Head Coach: Walter Cox (3rd Season)

Date	St	W-L	Score	Opponent
3-26	H	W	8-1	*Davidson

3-30	H	W	13-3	*Duke
3-31	H	L	16-18	*Duke
4-1	A	W	4-3	Presbyterian College
4-4	H	L	6-12	Georgia
4-9	H	L	5-19	Presbyterian College
4-15	A	L	7-9	Florida
4-16	A	L ⁽¹⁰⁾	13-14	Florida
4-18	H	L	18-20	Wofford
4-19	H	W	9-6	*Furman
4-23	A	L ⁽⁷⁾	0-2	*The Citadel ⁽¹⁾
4-23	A	W ⁽⁷⁾	5-0	*The Citadel ⁽²⁾
4-26	A	L	9-10	Newberry
4-27	A	W	16-3	*Furman
5-2	H	W ⁽¹⁰⁾	6-5	*Furman
5-4	A	L	1-3	Wofford
5-6	H	W ⁽¹¹⁾	6-5	*South Carolina
5-10	A	W ⁽¹²⁾	4-3	*Furman
5-13	H	W	10-5	*The Citadel
5-14	H	W	16-4	*The Citadel
5-16	N1	L	1-6	*N.C. State
5-20	A	L	2-4	*South Carolina
5-21	A	L	6-7	*South Carolina

* - SoCon game; N1 - Laurinburg, NC

1950 (20-11 Overall; 13-3 SoCon)

NCAA District III Playoffs

Head Coach: Walter Cox (4th Season)

Date	St	W-L	Score	Opponent
3-24	H	W	14-12	Michigan State
3-25	H	L	5-18	Michigan State
3-29	H	L	8-9	*Duke
3-30	H	W	17-6	*Duke
4-1	A	W	15-2	Presbyterian College
4-6	N1	L	1-2	# Bradley
4-6	A	L	0-6	# Rollins
4-7	N1	W	9-1	# Bradley
4-8	A	W	13-9	# Rollins
4-11	H	W ⁽¹⁰⁾	11-10	Presbyterian College
4-12	A	L	5-8	Georgia
4-15	H	W	13-11	*Davidson
4-17	H	W	7-3	Georgia
4-18	H	W	12-0	*Furman
4-21	A	W	16-4	*The Citadel
4-22	A	W ⁽¹⁰⁾	7-5	*The Citadel
4-26	A	W	10-3	*Furman
4-29	A	L	4-6	*Davidson
5-1	H	W	21-6	*Furman

5-5	A	W	14-5	*South Carolina
5-6	A	L	2-10	*South Carolina
5-9	A	W	11-7	*Furman
5-12	H	W	19-10	*The Citadel
5-13	H	W	12-11	*The Citadel
5-15	H	W ⁽¹¹⁾	8-7	*South Carolina
5-16	H	W	18-9	*South Carolina
5-26	N2	L	2-14	+ Wake Forest
5-26	N2	W	1-0	+ Virginia Tech
5-27	N2	L	2-3	+ Maryland
6-8	N3	L	1-6	\$ Alabama
6-9	N3	L	2-4	\$ Kentucky

* - SoCon game; # - Rollins Invitational; + - SoCon Tournament; \$ - NCAA District III Playoffs; N1 - Winter Park, FL; N2 - Greensboro, NC; N3 - Knapolis, NC

1951 (18-7 Overall; 16-2 SoCon)

Head Coach: Walter Cox (5th Season)

Date	St	W-L	Score	Opponent
3-23	A	L	9-10	Rollins
3-24	A	L	2-5	Rollins
3-26	H	L	7-8	Michigan State
3-27	H	L	6-16	Michigan State
4-4	A	W	4-1	Erskine
4-7	A	W	12-5	*Davidson
4-9	H	W	8-6	*South Carolina
4-10	H	W	11-1	*South Carolina
4-14	A	W	15-5	*The Citadel ⁽¹⁾
4-14	A	W ⁽⁷⁾	3-1	*The Citadel ⁽²⁾
4-17	H	W	26-13	*Furman
4-20	H	W	7-6	*The Citadel
4-21	H	W	12-3	*The Citadel
4-25	A	W	10-8	*Furman
4-26	A	W	4-3	*Duke
4-27	A	W	4-3	*North Carolina
4-28	A	L	5-7	*N.C. State
4-30	H	W	6-1	*Furman
5-4	H	W	20-2	*Davidson
5-5	H	L ⁽¹⁰⁾	8-12	*Wake Forest
5-8	A	W	12-2	*Furman
5-11	N1	W	12-4	*South Carolina
5-12	A	W ⁽⁷⁾	16-5	*South Carolina
5-18	N2	W	6-2	+ West Virginia
5-19	N2	L	0-5	+ Duke

* - SoCon game; + - SoCon Tournament; N1 - Orangeburg, SC; N2 - Greensboro, NC

1952 (10-12 Overall; 10-10 SoCon)

Head Coach: Bob Smith (1st Season)

Date	St	W-L	Score	Opponent
3-24	H	L	3-13	Michigan State
3-25	H	L ⁽⁸⁾	1-5	Michigan State
3-28	H	L	8-14	*Duke
3-29	H	W	10-9	*Duke
4-2	H	W	21-5	*Davidson
4-4	N1	W	5-2	*South Carolina
4-5	A	L	4-6	*South Carolina
4-7	H	L	5-12	*Wake Forest
4-8	H	L	14-16	*Wake Forest
4-12	A	L	3-4	*Davidson
4-14	A	L	2-6	*Duke
4-15	A	L	7-11	*Wake Forest
4-18	H	L	5-8	*The Citadel
4-19	H	W	14-4	*The Citadel
4-23	H	W	4-2	*Furman
4-25	H	L	3-4	*North Carolina
4-29	A	L ⁽¹⁵⁾	4-5	*Furman
5-3	A	W ⁽¹⁰⁾	6-4	*The Citadel ⁽¹⁾
5-3	A	W ⁽⁷⁾	6-4	*The Citadel ⁽²⁾
5-5	H	W ⁽¹⁰⁾	12-11	*Furman ⁽¹⁾
5-5	H	W ⁽⁷⁾	5-4	*Furman ⁽²⁾
5-9	H	W	3-1	*South Carolina

* - SoCon game; N1 - Orangeburg, SC

1953 (11-6 Overall; 11-6 SoCon)

Head Coach: Bob Smith (2nd Season)

Date	St	W-L	Score	Opponent
3-24	H	W ⁽⁷⁾	4-3	*The Citadel ⁽¹⁾
3-24	H	W ⁽⁸⁾	11-7	*The Citadel ⁽²⁾
3-26	H	L	4-5	*Duke
4-3	A	L	4-5	*North Carolina
4-4	A	W	8-4	*N.C. State
4-8	A	W	15-1	*Furman
4-10	H	W ⁽⁷⁾	7-0	*Davidson ⁽¹⁾
4-10	H	W	6-4	*Davidson ⁽²⁾
4-13	H	W	13-4	*South Carolina
4-14	H	L	7-9	*South Carolina
4-22	H	W ⁽¹⁴⁾	13-12	*Furman
4-25	A	L ⁽⁷⁾	4-6	*Furman
5-1	N1	W	5-0	*The Citadel
5-2	A	L	1-5	*The Citadel
5-8	A	W	2-0	#* South Carolina
5-9	A	L	4-13	*South Carolina
5-11	N2	W	3-1	*Furman

* - SoCon game; # - no-hit game; N1 - Orangeburg, SC; N2 - Anderson, SC

1954 (14-10 Overall; 8-4 ACC, 1st)

ACC Champion

Head Coach: Bob Smith (3rd Season)


Date	St	W-L	Score	Opponent
3-22	A	W	3-2	Florida
3-23	A	L	9-10	Florida
3-26	N1	W ⁽⁸⁾	7-4	Ohio State
3-26	A	L	0-3	Rollins
3-27	N1	L	5-11	Ohio State
3-29	H	W	19-4	Washington & Lee
3-30	H	W	22-2	Washington & Lee
4-2	H	W	5-1	*N.C. State
4-3	H	W	8-4	*N.C. State
4-8	A	W	5-2	Furman
4-13	A	W	10-1	*South Carolina
4-15	A	W	5-3	*Wake Forest
4-20	A	W	5-0	*Wake Forest
4-23	A	W	5-4	*Duke
4-24	A	L	0-11	*Duke
4-30	H	W ⁽¹⁰⁾	4-3	*North Carolina
5-1	H	L	8-10	*North Carolina
5-4	H	W	2-0	*South Carolina
5-8	A	L	2-3	*Maryland ⁽¹⁾
5-8	A	L	0-3	*Maryland ⁽²⁾
5-12	H	L	9-13	Furman
5-15	N2	W	11-0	Newberry
5-22	H	L	10-11	\$ Virginia Tech
5-24	A	L	1-7	\$ Virginia Tech

* - ACC game; \$ - NCAA District III play-in game; N1 - Winter Park, FL; N2 - Joanna, SC

1955 (7-11 Overall; 5-9 ACC, 7th)

Head Coach: Bob Smith (4th Season)

Date	St	W-L	Score	Opponent
3-29	N1	W	5-3	*Duke
4-2	H	L ⁽⁷⁾	2-3	*N.C. State
4-7	H	W	3-2	*Virginia
4-8	H	W	11-8	*Virginia
4-12	H	L	4-18	*Maryland ⁽¹⁾



DOUG KINGSMORE BECAME THE FIRST TIGER TO HIT 10 HOME RUNS IN A SEASON WHEN HE LED THE TIGERS TO THE ACC TITLE IN 1954.

ALL-TIME RESULTS

4-12	H	L⁽⁷⁾	2-11	* Maryland⁽²⁾
4-15	A	L	4-6	Georgia Tech
4-16	A	W	8-4	Georgia Tech
4-19	A	W	7-2	Furman
4-22	A	L	3-10	* Duke
4-23	A	W	4-3	* North Carolina
4-25	A	L	4-11	* Wake Forest
4-26	A	W	12-10	* N.C. State
4-30	H	L	3-4	* South Carolina
5-6	H	L	11-15	* Wake Forest
5-7	H	L	8-11	* North Carolina
5-11	A	L	2-9	* South Carolina
5-14	H	L	7-8	Furman

* - ACC game; N1 - Anderson, SC

1956 (4-14-2 Overall; 2-10-2 ACC, 7th)				
Head Coach: Bob Smith (5th Season)				
Date	St	W-L	Score	Opponent
3-23	H	L	11-13	The Citadel
3-24	H	W	15-14	The Citadel
3-26	H	T	11-11	* Duke
3-30	A	L	3-7	* Virginia
3-31	A	L	6-9	* Virginia
4-2	A	W ⁽¹⁰⁾	6-4	* Maryland
4-9	A	L	4-5	Furman
4-13	H	L	7-10	* N.C. State
4-14	H	T^(4 1/2)	6-6	* Wake Forest
4-18	H	L	6-21	Georgia Tech
4-20	A	L ⁽⁷⁾	0-6	* Duke ⁽¹⁾
4-20	A	L ⁽⁷⁾	3-8	* Duke ⁽²⁾
4-21	A	L	2-4	* North Carolina
4-25	A	L	1-2	Georgia Tech
4-27	A	W	5-1	* South Carolina
4-30	H	L	9-18	* North Carolina
5-3	H	W	4-2	Furman
5-7	A	L ⁽⁸⁾	0-14	* Wake Forest
5-8	A	L	1-5	* N.C. State
5-11	H	L	3-12	* South Carolina

* - ACC game

1957 (6-12 Overall; 3-II ACC, 8th)				
Head Coach: Bob Smith (6th Season)				
Date	St	W-L	Score	Opponent
3-29	H	L	2-6	* Virginia
3-30	H	W	6-3	* Maryland
4-6	H	W	6-3	Furman
4-9	H	L	2-6	* Duke
4-12	H	L	5-6	* N.C. State
4-13	H	L	6-9	* Wake Forest
4-17	A	L	1-2	* North Carolina
4-19	A	L	2-6	* Duke
4-22	A	L	2-8	* N.C. State
4-23	A	L	1-6	* Wake Forest
4-27	A	L	3-4	* South Carolina
4-29	H	W	4-3	* North Carolina
5-1	A	L	3-5	Furman
5-6	A	W	5-0	Georgia Tech
5-7	H	W⁽¹⁰⁾	7-6	Georgia Tech
5-10	A	L	2-4	* Maryland
5-11	A	L	3-8	* Virginia
5-14	H	W	10-6	* South Carolina

* - ACC game

1958 (22-8 Overall; II-3 ACC, 1st)				
ACC Champion				
College World Series Participant				
Head Coach: Bill Wilhelm (1st Season)				
Date	St	W-L	Score	Opponent
3-24	H	W⁽⁷⁾	7-5	Michigan State
3-27	A	W	9-1	Furman
3-31	A	W ⁽¹¹⁾	5-4	The Citadel
4-2	H	W	23-9	The Citadel
4-3	H	L	2-3	Michigan State
4-4	H	W	10-1	* Virginia
4-5	H	W	6-2	* Maryland
4-8	A	L	1-8	Georgia Tech
4-9	H	W	2-1	* North Carolina
4-14	A	W	10-4	* Virginia
4-15	A	W	13-4	* Maryland
4-16	A	W	6-5	* N.C. State
4-17	H	W	12-8	* Wake Forest
4-21	H	W	5-3	* South Carolina
4-25	A	L	1-2	* North Carolina
4-26	A	L	4-5	* Wake Forest
5-1	A	W	8-1	* Duke
5-3	A	W	15-11	* N.C. State
5-8	H	W	11-6	Furman
5-9	A	W	9-2	* South Carolina
5-12	A	L	1-7	* Duke

5-19	N1	W	4-1	^ North Carolina
6-5	N1	L	6-8	\$ Florida
6-7	N1	W	4-2	\$ George Washington
6-7	N1	W ⁽¹⁰⁾	8-5	\$ Florida State
6-9	N1	W	15-14	\$ Florida ⁽¹⁾
6-9	N1	W	3-1	\$ Florida ⁽²⁾
6-14	N2	W	4-1	! Arizona
6-15	N2	L	4-17	! Holy Cross
6-16	N2	L	3-5	! Western Michigan

* - ACC game; ^ - ACC Playoffs; \$ - NCAA District III Playoffs; ! - College World Series; N1 - Gastonia, NC; N2 - Omaha, NE

1959 (24-8 Overall; 9-5 ACC, 1st)				
ACC Champion				
College World Series Participant				
Ranked #7 by Collegiate Baseball				
Head Coach: Bill Wilhelm (2nd Season)				
Date	St	W-L	Score	Opponent
3-23	H	W	8-6	The Citadel
3-26	H	W	6-1	Massachusetts
3-27	H	W	13-1	* Virginia
3-28	N1	W	9-2	* Maryland
3-30	A	W	8-2	Georgia
3-31	H	W	16-8	Adelphi
4-1	H	W	4-3	* Wake Forest
4-3	A	W	11-0	* South Carolina
4-4	A	W	6-4	Furman
4-6	H	L	3-6	* North Carolina
4-7	H	L	7-8	* N.C. State
4-14	A	L	3-7	* Maryland
4-15	A	L	3-4	* Virginia
4-24	A	W	2-1	* North Carolina
4-25	A	W	6-5	* Wake Forest
4-28	H	W	2-1	Georgia
4-30	A	W	12-7	* Duke
5-1	A	W	10-0	* Duke
5-2	A	L	2-9	* N.C. State
5-4	H	W	5-2	Georgia Southern
5-5	H	L	1-2	Georgia Southern
5-8	H	W	10-1	Furman
5-9	A	W	6-2	Oglethorpe
5-12	H	W	10-1	* South Carolina
5-16	N2	W	4-2	^ Wake Forest
5-18	N3	W	9-7	^ North Carolina
6-4	N3	W	9-6	\$ Georgia Tech
6-5	N3	W	24-2	\$ Florida State
6-6	N3	W	5-0	* Florida State
6-13	N4	L ⁽¹²⁾	2-3	! Arizona
6-14	N4	W	7-1	! Colorado State
6-15	N4	L	0-7	! Penn State

* - ACC game; ^ - ACC Playoffs; \$ - NCAA District III Playoffs; ! - College World Series; N1 - Orangeburg, SC; N2 - Thomasville, NC; N3 - Gastonia, NC; N4 - Omaha, NE

1960 (11-10-1 Overall; 7-6 ACC, 4th)				
Head Coach: Bill Wilhelm (3rd Season)				
Date	St	W-L	Score	Opponent
3-21	A	T	7-7	Georgia Southern
3-22	A	W ⁽⁸⁾	15-4	Georgia Southern
3-25	H	L	5-8	The Citadel
3-26	H	W	16-6	The Citadel
3-31	H	W	10-0	Georgia Tech
4-2	H	W	11-10	Georgia
4-8	H	W	15-5	* Virginia
4-9	H	L	5-20	* Maryland
4-15	A	W	4-0	* North Carolina
4-16	A	L	0-5	* N.C. State
4-19	A	W	6-2	* Virginia
4-23	H	W	12-10	* South Carolina
4-25	A	L	1-4	Georgia
5-2	H	W	15-5	* Wake Forest⁽¹⁾
5-2	H	L⁽⁷⁾	2-3	* Wake Forest⁽²⁾
5-3	H	W	6-1	* Duke
5-4	H	W	4-2	* Duke
5-5	A	L	1-2	* South Carolina
5-9	H	L	3-6	* North Carolina
5-10	H	L⁽¹⁰⁾	7-8	* N.C. State
5-13	H	L	4-6	Furman
5-14	A	L ⁽¹¹⁾	3-4	Furman

* - ACC game

1961 (12-11 Overall; 6-8 ACC, 5th)				
Head Coach: Bill Wilhelm (4th Season)				
Date	St	W-L	Score	Opponent
3-24	A	L	4-6	The Citadel
3-25	A	W	6-4	The Citadel
4-1	H	W	9-8	* Maryland
4-1	H	W	23-9	* Virginia
4-4	A	W	5-3	Georgia
4-7	H	L	5-8	* Duke
4-8	H	L	0-5	* Wake Forest
4-11	H	W	14-9	Furman
4-14	H	L	9-17	* North Carolina
4-18	H	W	21-5	* South Carolina
4-21	A	L	7-9	* Maryland
4-22	A	W	10-6	* Virginia
4-25	A	W	3-1	* South Carolina
4-28	A	L	2-9	* North Carolina
4-29	A	L ⁽⁷⁾	1-2	* N.C. State ⁽¹⁾
4-29	A	W	11-6	* N.C. State ⁽²⁾
5-2	A	W	15-5	Georgia Tech
5-5	A	L	3-4	* Wake Forest
5-6	A	L	1-3	* Duke
5-11	H	W	20-2	Rollins
5-12	H	L⁽⁶⁾	2-4	Rollins
5-13	N1	W	7-4	% North Carolina
5-15	A	L ⁽⁶⁾	4-5	Furman

* - ACC game; % - not counted in ACC standings; N1 - Belmont, NC

1962 (17-8 Overall; 8-6 ACC, T-3rd)				
Head Coach: Bill Wilhelm (5th Season)				
Date	St	W-L	Score	Opponent
3-20	A	L	2-10	Georgia
3-23	H	W	17-1	The Citadel
3-24	H	W	22-3	The Citadel
3-30	A	L	8-14	Florida State
4-3	H	W	6-3	Georgia
4-7	H	W	3-2	* Maryland
4-10	H	L	3-4	* Duke
4-14	A	W	3-2	* Maryland
4-16	A	W ⁽⁷⁾	11-2	* Virginia ⁽¹⁾
4-16	A	L	5-7	* Virginia ⁽²⁾
4-19	H	W	14-11	Florida State
4-20	H	W	6-4	* Wake Forest
4-21	A	W	9-6	Georgia Tech ⁽¹⁾
4-21	A	W ⁽⁷⁾	18-4	Georgia Tech ⁽²⁾
4-24	A	W	5-4	* South Carolina
4-27	A	L	5-11	* North Carolina
4-28	A	W	9-2	* N.C. State
5-2	H	W	7-3	Furman
5-4	A	L	4-20	* Wake Forest
5-5	A	L	3-7	* Duke
5-8	H	W	27-17	* South Carolina
5-11	H	W	11-4	* North Carolina
5-12	H	L	0-1	* N.C. State
5-14	N1	W	6-0	% Wake Forest
5-15	A	W	11-1	Furman

* - ACC game; % - not counted in ACC standings; N1 - Belmont, NC

1963 (15-11 Overall; 9-5 ACC, T-2nd)				
Head Coach: Bill Wilhelm (6th Season)				
Date	St	W-L	Score	Opponent
3-21	A	L	7-10	Florida State
3-22	A	W	12-7	Florida State
3-23	A	L	3-12	Florida State
3-23	N1	W	17-4	Navy
3-27	A	W	6-4	Georgia Tech
3-29	A	W	7-4	The Citadel
3-30	A	L	3-7	# The Citadel
4-3	H	L	8-10	Georgia Tech
4-8	H	L	6-11	Georgia
4-10	A	L	2-5	Georgia
4-12	A	L	4-5	* Virginia
4-13	A	W	10-4	* Virginia
4-15	A	L	1-2	* Maryland
4-16	A	W ⁽¹³⁾	7-3	* Maryland
4-19	H	W	14-7	* N.C. State
4-20	H	W	8-2	* North Carolina
4-23	H	W	9-2	* South Carolina
4-26	A	L	5-14	* Wake Forest
4-27	A	W	5-1	* Duke
5-3	H	W	5-4	* Duke
5-4	H	L	8-14	* Wake Forest



ALL-TIME RESULTS

5-7	A	W	6-5	Furman
5-10	A	W	12-11	*N.C. State
5-11	A	L	4-6	*North Carolina
5-14	A	W	5-1	†* South Carolina
5-15	H	W	11-6	Furman

* - ACC game; † - no-hit game; † - Wilhelm's 100th victory; N1 - Tallahassee, FL

1964 (13-13 Overall; 6-7 ACC, T-4th)

Head Coach: Bill Wilhelm (7th Season)

Date	St	W-L	Score	Opponent
3-19	A	L	5-8	Florida State
3-20	A	W	8-5	Florida State
3-20	N1	L	3-6	Tennessee
3-21	A	L	6-12	Florida State
3-23	H	W	9-3	Yale
3-24	H	W	10-5	Yale
3-27	H	W	9-1	*Virginia
3-28	H	L	9-11	*Virginia
3-30	H	L	3-6	*Maryland
3-31	H	W	11-8	*Maryland
4-1	H	W	11-4	Cornell
4-9	A	W	11-9	Georgia
4-11	H	L	8-10	Georgia
4-14	H	W	22-4	Georgia Tech
4-17	A	L	2-3	*N.C. State
4-18	A	L	3-4	*North Carolina
4-24	A	W	5-3	*Duke
4-25	A	L ⁽¹⁾	3-4	*Wake Forest
4-28	A	W	4-2	*South Carolina
5-1	H	L	0-3	*Wake Forest
5-6	A	W	1-0	Furman
5-8	H	W	9-4	*N.C. State
5-9	H	L	5-12	*North Carolina
5-12	H	W	5-3	*South Carolina
5-13	H	L	9-10	Furman
5-14	A	L	3-4	Georgia Tech

* - ACC game; N1 - Tallahassee, FL

1965 (18-10-2 Overall; 9-5 ACC, 2nd)

Head Coach: Bill Wilhelm (8th Season)

Date	St	W-L	Score	Opponent
3-20	A	L	0-2	Georgia
3-22	A	W	4-2	The Citadel
3-23	A	W	6-2	The Citadel
3-30	H	L	3-6	Ohio
3-31	H	W ⁽⁷⁾	15-1	Miami (OH)
4-1	H	W	14-0	Miami (OH) ⁽¹⁾
4-1	H	W ⁽⁷⁾	9-0	Miami (OH) ⁽²⁾
4-3	H	W ⁽⁷⁾	4-2	Georgia Tech ⁽¹⁾
4-3	H	T ⁽⁷⁾	6-6	Georgia Tech ⁽²⁾
4-6	H	W	11-9	Furman
4-9	H	W	6-5	*North Carolina
4-10	H	L	5-8	*N.C. State
4-12	H	L	4-8	Georgia
4-16	A	L	1-6	*Maryland
4-17	A	L	1-2	*Maryland
4-20	A	W	5-2	*Virginia ⁽¹⁾
4-20	A	L	0-1	*Virginia ⁽²⁾
4-23	H	W	10-2	*Duke
4-24	H	W	9-5	*Wake Forest
4-26	H	W	9-8	Florida State
4-27	H	L	11-13	Florida State ⁽¹⁾
4-27	H	L ⁽⁵⁾	3-16	Florida State ⁽²⁾
4-30	A	L ⁽¹³⁾	3-4	*North Carolina
5-1	A	W	6-4	*N.C. State
5-4	H	W	18-1	*South Carolina
5-7	A	W	8-0	*Duke
5-8	A	W	2-0	*Wake Forest
5-11	A	T	4-4	Georgia Tech
5-13	A	W	9-3	*South Carolina
5-15	A	W	4-3	Furman

* - ACC game

1966 (20-7-2 Overall; 9-4 ACC, 2nd)

Head Coach: Bill Wilhelm (9th Season)

Date	St	W-L	Score	Opponent
3-21	H	W	11-0	Virginia Tech
3-22	H	W	9-6	Virginia Tech
3-25	H	W	11-5	The Citadel
3-26	H	W	27-2	The Citadel
3-28	H	T ⁽¹⁰⁾	12-12	Ohio
3-29	H	W	6-4	Ohio
3-30	H	W	8-3	Ohio
4-2	H	W	11-0	*Duke
4-5	H	W	7-3	*Wake Forest
4-8	H	W	11-2	*Maryland
4-9	H	W	12-7	*Maryland
4-11	H	W	8-4	*Virginia

4-12	H	W	18-3	*Virginia
4-15	A	L	1-6	*North Carolina
4-16	A	L	6-7	*N.C. State
4-18	H	W	14-9	Georgia Tech
4-19	A	W	17-9	Georgia
4-23	A	L	5-6	*Wake Forest
4-25	H	W	18-6	Furman
4-26	H	W	11-6	*South Carolina
4-30	H	L ⁽⁸⁾	3-5	*North Carolina
5-12	H	T ⁽⁹⁾	3-3	Georgia
5-16	H	W	8-7	*N.C. State
5-17	A	W	6-3	Furman
5-19	A	W	8-2	*South Carolina
5-20	A	L	1-4	Georgia Tech
5-23	A	L	5-11	Florida State
5-24	A	L	3-4	Florida State
5-25	A	W	4-3	Florida State

* - ACC game

1967 (29-9 Overall; 11-2 ACC, 1st)

ACC Champion

Ranked #7 by Collegiate Baseball

Head Coach: Bill Wilhelm (10th Season)


Date	St	W-L	Score	Opponent
3-17	H	W	4-1	Kentucky
3-18	H	W	9-0	Kentucky
3-20	H	L	5-6	Tennessee
3-21	H	W	6-2	Tennessee
3-23	H	W	8-1	Rhode Island ⁽¹⁾
3-23	H	L ⁽⁷⁾	4-6	Rhode Island ⁽²⁾
3-24	H	W	8-4	Springfield
3-25	H	W	6-1	Springfield
3-27	H	L	1-4	Massachusetts
3-29	H	W	4-0	Massachusetts ⁽¹⁾
3-29	H	W ⁽⁷⁾	9-4	Massachusetts ⁽²⁾
3-31	H	W	15-2	Davidson
4-4	H	W	10-1	Georgia Tech
4-5	A	W	7-3	Furman
4-7	H	W	6-1	*North Carolina
4-8	H	W	9-6	*N.C. State
4-10	H	L	1-4	Georgia
4-11	A	L	1-4	*South Carolina
4-14	A	W	8-2	*Wake Forest
4-15	A	L	3-10	*Duke
4-17	H	W	6-5	Furman
4-18	H	W	8-1	*South Carolina
5-3	A	W	2-1	Georgia
5-5	H	W	4-0	*Duke
5-6	A	W	3-0	# Georgia Tech
5-8	A	W	2-0	*North Carolina
5-9	A	W	8-5	*N.C. State
5-10	A	W	7-2	*Virginia
5-11	A	W	2-0	*Virginia
5-12	A	W	2-1	*Maryland
5-13	A	W	8-4	*Maryland
5-16	A	W ⁽⁷⁾	6-1	Virginia Tech ⁽¹⁾
5-16	A	L ⁽⁷⁾	2-4	Virginia Tech ⁽²⁾
6-2	N1	L	3-5	\$ Florida State
6-3	N1	W	5-0	\$ West Virginia
6-3	N1	W	6-4	\$ Florida State
6-5	N1	W	3-2	\$ Auburn ⁽¹⁾
6-5	N1	L ⁽¹³⁾	5-6	\$ Auburn ⁽²⁾

* - ACC game; † - no-hit game; \$ - NCAA District III Playoffs; N1 - Gastonia, NC

1968 (27-14 Overall; 11-7 ACC, 4th)

Head Coach: Bill Wilhelm (11th Season)

Date	St	W-L	Score	Opponent
3-13	A	W ⁽⁷⁾	6-3	Mississippi State ⁽¹⁾
3-13	A	W ⁽⁷⁾	2-1	Mississippi State ⁽²⁾
3-14	A	L	0-11	Mississippi
3-15	A	L ⁽⁷⁾	0-6	Mississippi ⁽¹⁾
3-15	A	W ⁽⁷⁾	5-3	Mississippi ⁽²⁾
3-19	H	L ⁽⁷⁾	5-9	Ohio ⁽¹⁾
3-19	H	W ⁽⁷⁾	7-5	Ohio ⁽²⁾
3-20	H	W	5-4	Ohio
3-22	H	L ⁽⁶⁾	2-6	Virginia Tech
3-23	H	W	2-1	Virginia Tech
3-26	H	W	20-4	Furman
3-29	H	W	6-4	*Virginia
3-30	H	W	8-1	Springfield
4-2	H	W ⁽¹¹⁾	3-2	Georgia
4-6	H	W ⁽⁷⁾	11-0	*Wake Forest ⁽¹⁾
4-6	H	W ⁽⁷⁾	9-0	*Wake Forest ⁽²⁾
4-8	H	W ⁽⁷⁾	8-4	Rhode Island ⁽¹⁾
4-8	H	L ⁽⁷⁾	3-6	Rhode Island ⁽²⁾
4-9	H	W	3-2	Rhode Island
4-11	A	W	12-4	Furman
4-12	H	W	14-7	*N.C. State



BILL WILHELM NEVER HAD A LOSING SEASON IN 36 YEARS (1958-93) AS HEAD COACH AT CLEMSON.

4-13	H	L ⁽⁷⁾	1-2	*North Carolina ⁽¹⁾
4-13	H	W ⁽⁷⁾	4-0	*North Carolina ⁽²⁾
4-15	H	W	6-3	Georgia Tech
4-16	H	W	6-5	†* South Carolina
4-20	H	W ⁽⁷⁾	3-1	*Maryland ⁽¹⁾
4-20	H	L ⁽⁷⁾	2-7	*Maryland ⁽²⁾
5-2	A	W ⁽¹⁰⁾	2-1	*North Carolina
5-3	A	L ⁽⁷⁾	2-4	*N.C. State ⁽¹⁾
5-3	A	L ⁽⁷⁾	1-6	*N.C. State ⁽²⁾
5-4	A	L	0-7	Georgia Tech
5-6	A	W ⁽¹⁰⁾	3-2	Georgia
5-7	A	W ⁽⁷⁾	1-0	*South Carolina ⁽¹⁾
5-7	A	L ⁽⁷⁾	3-4	*South Carolina ⁽²⁾
5-8	A	W	7-0	East Carolina
5-9	A	W	8-1	East Carolina
5-10	A	W ⁽¹⁰⁾	2-0	*Wake Forest
5-11	A	W ⁽⁷⁾	5-3	*Duke ⁽¹⁾
5-11	A	L ⁽⁷⁾	0-7	*Duke ⁽²⁾
5-13	A	L ⁽¹¹⁾	2-3	George Washington
5-14	A	L	0-1	*Maryland

* - ACC game; † - Wilhelm's 200th victory

1969 (27-17-2 Overall; 12-8-1 ACC, 3rd)

Head Coach: Bill Wilhelm (12th Season)

Date	St	W-L	Score	Opponent
3-15	H	W	5-4	EastTennesseeState ⁽¹⁾
3-15	H	W ⁽⁷⁾	7-2	EastTennesseeState ⁽²⁾
3-19	H	L	3-17	Ohio
3-20	H	L ⁽¹¹⁾	5-7	Ohio
3-21	H	W	5-4	Virginia Tech
3-22	H	W ⁽⁷⁾	5-4	Virginia Tech
3-22	H	W	18-1	Kent State
3-24	H	L ⁽⁷⁾	5-9	Kent State ⁽¹⁾
3-24	H	T ⁽⁶⁾	6-6	Kent State ⁽²⁾
3-25	H	W	16-10	Massachusetts
3-26	H	W	13-9	Massachusetts

3-28	H	W ⁽⁷⁾	28-1	Buffalo
3-29	H	W ⁽⁷⁾	15-4	Buffalo ⁽¹⁾
3-29	H	W ⁽⁷⁾	18-4	Buffalo ⁽²⁾
3-30	H	W	10-1	Georgia
4-1	H	W	12-5	Furman
4-4	H	W ⁽⁷⁾	5-3	*N.C. State ⁽¹⁾
4-4	H	W ⁽⁷⁾	3-0	*N.C. State ⁽²⁾
4-5	H	L	5-10	*North Carolina
4-7	A	L	6-13	*Duke
4-8	A	W ⁽⁷⁾	4-3	*Wake Forest ⁽¹⁾
4-8	A	L ⁽⁷⁾	0-11	*Wake Forest ⁽²⁾
4-9	A	W	16-11	Georgia
4-11	H	W ⁽⁷⁾	12-5	*Virginia ⁽¹⁾
4-11	H	W ⁽⁷⁾	9-3	*Virginia ⁽²⁾
4-12	H	W	7-0	*Maryland
4-16	A	T ⁽¹³⁾	4-4	*South Carolina
4-19	H	L	2-6	Florida State ⁽¹⁾
4-19	H	L	1-3	Florida State ⁽²⁾
4-21	H	L	3-4	Georgia Tech
4-23	H	W	14-1	Jacksonville
4-26	A	W	10-3	Furman
5-6	H	L ⁽⁷⁾	1-2	*South Carolina ⁽¹⁾
5-6	H	W ⁽⁷⁾	7-3	*South Carolina ⁽²⁾
5-7	A	L	8-9	Davidson
5-9	H	W	7-6	*Wake Forest
5-10	H	W ⁽⁷⁾	8-5	*Duke ⁽¹⁾
5-10	H	W ⁽⁷⁾	7-2	*Duke ⁽²⁾
5-12	A	L	1-7	*N.C. State
5-13	A	L ⁽⁷⁾	2-5	*North Carolina ⁽¹⁾
5-13	A	W ⁽⁷⁾	7-4	*North Carolina ⁽²⁾
5-14	A	L	2-3	Virginia Tech
5-15	A	L	1-8	Virginia Tech
5-16	A	L	0-2	*Virginia
5-17	A	L ⁽⁷⁾	2-3	*Maryland ⁽¹⁾
5-17	A	W ⁽⁷⁾	7-5	*Maryland ⁽²⁾

* - ACC game

ALL-TIME RESULTS

1970 (32-16 Overall; 14-7 ACC, 2nd)

Ranked #18 by Collegiate Baseball

Head Coach: Bill Wilhelm (13th Season)

Date	St	W-L	Score	Opponent
3-7	H	W ⁽⁷⁾	10-0	* Louisville ⁽¹⁾
3-7	H	W ⁽⁷⁾	8-1	Louisville ⁽²⁾
3-12	A	L	3-13	Florida
3-13	A	L	4-5	Florida
3-14	A	W ⁽⁷⁾	5-2	Florida ⁽¹⁾
3-14	A	W ⁽⁷⁾	6-3	Florida ⁽²⁾
3-16	A	W	5-3	Jacksonville
3-17	A	L	0-4	Jacksonville
3-18	N1	W ⁽⁸⁾	5-4	# Virginia Tech
3-18	A	W ⁽⁷⁾	5-1	# Georgia Southern
3-19	N1	W ⁽⁷⁾	6-3	# Virginia Tech
3-19	A	W	6-2	# Georgia Southern
3-23	H	W	6-5	George Washington
3-25	H	L	1-5	Ohio
3-26	H	W ⁽¹⁰⁾	7-6	Ohio
3-27	H	W	14-2	Vermont
3-28	H	W ⁽⁷⁾	8-2	Rider ⁽¹⁾
3-28	H	W ⁽⁸⁾	2-1	Rider ⁽²⁾
4-4	H	W ⁽⁷⁾	2-1	* Wake Forest ⁽¹⁾
4-4	H	W ⁽⁷⁾	5-0	* Wake Forest ⁽²⁾
4-5	H	W	3-1	* Duke
4-7	H	W	17-6	Georgia Tech
4-8	A	W	16-4	Belmont Abbey
4-10	H	W	2-0	* N.C. State
4-11	H	W ⁽⁷⁾	6-4	* North Carolina ⁽¹⁾
4-11	H	W ⁽⁸⁾	5-0	* North Carolina ⁽²⁾
4-14	A	L ⁽⁷⁾	1-2	* South Carolina ⁽¹⁾
4-14	A	W ⁽⁷⁾	2-1	* South Carolina ⁽²⁾
4-15	H	W	4-1	Georgia
4-16	H	W	8-6	Belmont Abbey
4-18	A	L	1-5	* Maryland
4-19	A	W ⁽⁷⁾	5-3	* Virginia ⁽¹⁾
4-19	A	L ⁽⁷⁾	1-5	* Virginia ⁽²⁾
5-5	H	W	4-0	* South Carolina
5-6	A	L ⁽¹²⁾	10-11	Georgia
5-7	A	L	1-7	Georgia Tech
5-9	H	W ⁽⁷⁾	3-1	* Maryland ⁽¹⁾
5-9	H	W ⁽⁷⁾	9-1	* Maryland ⁽²⁾
5-10	H	W	6-2	* Virginia
5-11	A	L	3-5	* North Carolina
5-12	A	W ⁽⁷⁾	7-2	* N.C. State ⁽¹⁾
5-12	A	L ⁽⁷⁾	2-3	* N.C. State ⁽²⁾
5-13	A	L	5-14	Virginia Tech
5-14	A	L	0-1	Virginia Tech
5-15	A	W	9-5	* Wake Forest
5-16	A	L ⁽⁷⁾	1-2	* Duke ⁽¹⁾
5-16	A	L ⁽⁷⁾	1-2	* Duke ⁽²⁾
5-22	N2	L	3-4	^ Maryland

* - ACC game; ° - first game played at Doug Kingsmore Stadium; # - Georgia Southern Tournament; ^ - ACC Playoff game; N1 - Statesboro, GA; N2 - Raleigh, NC

1971 (27-14 Overall; 10-4 ACC, 2nd)

Ranked #22 by Collegiate Baseball

Head Coach: Bill Wilhelm (14th Season)

Date	St	W-L	Score	Opponent
3-6	H	W ⁽⁷⁾	4-0	Louisville ⁽¹⁾
3-6	H	W ⁽⁷⁾	9-2	Louisville ⁽²⁾
3-11	H	L	1-2	East Tennessee State
3-12	H	W	4-3	East Tennessee State
3-15	A	W	10-5	Mississippi
3-16	A	L	4-12	Mississippi
3-17	A	L	1-8	Mississippi
3-18	A	W	6-4	Mississippi State
3-20	A	L ⁽⁷⁾	1-2	Mississippi State ⁽¹⁾
3-20	A	W	10-8	Mississippi State ⁽²⁾
3-22	H	L ⁽¹⁰⁾	2-6	Ohio
3-23	H	L	3-7	Ohio
3-24	H	W	4-3	Ohio
3-28	N1	L	0-3	* N.C. State
3-30	H	L	3-8	Georgia Southern
3-31	H	W	3-0	Georgia Southern
4-3	H	W	2-1	* Wake Forest
4-4	H	W	5-4	* Duke
4-5	A	W ⁽¹⁰⁾	4-1	Belmont Abbey
4-7	A	W	8-4	Georgia
4-10	N2	L	1-2	* North Carolina ⁽¹⁾
4-10	N2	L	1-3	* North Carolina ⁽²⁾
4-11	A	W	4-0	* N.C. State
4-13	A	L	4-8	Georgia Tech
4-14	H	W	10-3	Georgia
4-15	H	W	7-1	Belmont Abbey
4-16	H	W	8-3	Belmont Abbey
4-17	H	W ⁽⁷⁾	11-0	# Florida State ⁽¹⁾



CHUCK PORTER
PITCHED ALL
16 INNINGS IN
CLEMSON'S
3-2 WIN OVER
VIRGINIA IN THE
FIRST GAME OF A
DOUBLEHEADER
ON APRIL 19, 1974.

4-17	H	W	12-7	Florida State ⁽²⁾
4-18	H	W	3-2	Florida State
4-21	H	L	1-4	Georgia Tech
4-25	H	W	8-2	* South Carolina
5-4	A	W	8-4	* South Carolina
5-6	H	L	5-16	* Virginia
5-7	H	W	5-2	* Virginia
5-8	H	W ⁽¹⁰⁾	3-2	* Maryland
5-9	H	W	4-1	* Maryland
5-12	A	W	5-2	* Duke
5-14	A	W	9-1	* Wake Forest
5-15	A	W ⁽⁷⁾	6-4	Virginia Tech
5-16	N3	L	0-4	^ Maryland

* - ACC game; # - no-hit game; ^ - ACC Playoff game; N1 - Columbia, SC; N2 - Durham, NC; N3 - Raleigh, NC

1972 (19-15 Overall; 6-7 ACC, 5th)

Head Coach: Bill Wilhelm (15th Season)

Date	St	W-L	Score	Opponent
3-4	H	W	10-0	Louisville
3-5	H	W	14-2	Louisville
3-6	H	W	1-0	West Virginia
3-7	H	W	9-1	West Virginia
3-10	A	L	7-11	Florida State
3-11	A	L	3-6	Florida State
3-12	A	L	3-20	Florida State
3-17	N1	W	6-4	% Virginia Tech
3-17	A	W	2-1	1% Georgia Southern
3-18	A	L	4-10	% Georgia Southern
3-18	N1	L	3-4	% Virginia Tech
3-20	H	W	2-1	Ohio
3-21	H	L ⁽¹⁰⁾	1-2	Ohio
4-1	A	W ⁽⁷⁾	8-0	* North Carolina ⁽¹⁾
4-1	A	L ⁽⁷⁾	1-3	* North Carolina ⁽²⁾
4-2	A	W	7-2	* N.C. State
4-4	H	W	8-0	South Carolina
4-5	A	L	1-2	South Carolina
4-8	H	W ⁽⁷⁾	2-0	* Wake Forest ⁽¹⁾
4-8	H	W ⁽⁷⁾	4-3	* Wake Forest ⁽²⁾
4-9	H	W ⁽¹¹⁾	1-0	Georgia Tech
4-12	A	W	12-4	Georgia
4-15	H	W ⁽⁷⁾	7-0	* N.C. State ⁽¹⁾
4-15	H	L ⁽⁷⁾	2-3	* N.C. State ⁽²⁾
4-16	H	W ⁽¹²⁾	5-4	* North Carolina
4-18	A	W	12-3	Georgia
4-21	N2	W	5-2	South Carolina
5-2	H	W	4-0	Georgia
5-5	A	L	8-9	* Wake Forest
5-6	A	L ⁽⁷⁾	3-4	* Virginia ⁽¹⁾

5-6	A	L ⁽⁷⁾	2-5	* Virginia ⁽²⁾
5-7	A	L	2-5	* Virginia
5-10	A	L	2-3	* Maryland ⁽¹⁾
5-10	A	L ⁽⁷⁾	0-3	^# Maryland ⁽²⁾

* - ACC game; ^ - not counted in ACC standings; # - no-hit game; † - Wilhelm's 300th victory; % - Georgia Southern Tournament; N1 - Statesboro, GA; N2 - Sumter, SC

1973 (24-16 Overall; 10-2 ACC, T-1st)

Head Coach: Bill Wilhelm (16th Season)

Date	St	W-L	Score	Opponent
3-9	H	W	7-3	West Virginia
3-13	H	W	5-0	Appalachian State
3-15	H	L ⁽¹⁰⁾	4-8	Central Michigan
3-16	H	W ⁽⁸⁾	3-0	# Maryland
3-18	N1	W	8-4	Austin Peay State
3-19	A	L ⁽⁷⁾	1-2	Mississippi State ⁽¹⁾
3-19	A	L ⁽⁷⁾	0-2	Mississippi State ⁽²⁾
3-20	A	L ⁽⁷⁾	3-6	Mississippi ⁽¹⁾
3-20	A	W ⁽⁵⁾	10-4	Mississippi ⁽²⁾
3-21	A	L	3-10	Mississippi
3-22	A	L	1-10	South Alabama
3-23	N2	W	2-0	Yale
3-23	A	L	1-11	South Alabama
3-25	A	W	15-8	Alabama
3-27	A	W	7-0	* Wake Forest
3-28	H	L ⁽⁷⁾	2-8	Western Michigan ⁽¹⁾
3-28	H	W ⁽⁷⁾	10-8	Western Michigan ⁽²⁾
4-3	H	W ⁽⁸⁾	3-0	* North Carolina
4-4	A	W	4-2	South Carolina
4-5	H	W	12-3	Georgia
4-6	H	L ⁽¹⁰⁾	4-6	* Virginia
4-9	H	W	5-3	* Wake Forest
4-10	H	L	1-3	South Carolina
4-11	A	W	6-5	Georgia
4-13	A	W ⁽⁷⁾	8-1	* N.C. State ⁽¹⁾
4-13	A	L ⁽⁷⁾	1-7	* N.C. State ⁽²⁾
4-14	A	W	3-1	* North Carolina
4-15	A	W	11-3	* Virginia
4-16	A	W	10-0	* Maryland
4-17	A	W ⁽⁷⁾	9-7	* Duke ⁽¹⁾
4-17	A	W ⁽⁷⁾	4-3	* Duke ⁽²⁾
4-20	N3	W	10-3	+ Wake Forest
4-21	N3	W	3-1	+ Virginia
4-22	N3	L ⁽¹⁰⁾	4-8	+ N.C. State ⁽¹⁾
4-22	N3	L	2-3	+ N.C. State ⁽²⁾
4-23	H	L	5-7	Georgia
4-26	H	W ⁽⁷⁾	2-1	Florida State ⁽¹⁾
4-26	H	L ⁽⁷⁾	1-2	Florida State ⁽²⁾

4-27	H	L	1-9	Florida State
4-28	N4	W	9-5	South Carolina

* - ACC game; # - no-hit game; + - ACC Tournament; N1 - Livingston, AL; N2 - Mobile, AL; N3 - Chapel Hill, NC; N4 - Spartanburg, SC

1974 (23-15 Overall; 10-1 ACC, 1st)

Head Coach: Bill Wilhelm (17th Season)

Date	St	W-L	Score	Opponent
3-1	A	L	8-9	Georgia Southern
3-2	A	L	2-5	Georgia Southern
3-3	A	L	3-6	Georgia Southern
3-5	H	W	8-1	Mercer
3-6	H	W	12-0	Mercer
3-8	A	L	3-6	Florida State
3-9	A	W	7-5	Florida State
3-10	A	L	3-5	Florida State
3-13	H	L ⁽¹⁰⁾	3-4	Western Carolina
3-15	H	W	3-2	* Maryland
3-17	A	L	6-17	Florida
3-18	A	L	3-10	Florida
3-19	A	W	24-2	Florida
3-20	A	L	5-6	Florida Southern
3-21	A	W	5-2	Florida Southern
3-26	H	W	5-0	East Tennessee State
3-28	H	L	0-3	South Carolina
3-30	H	W	18-1	* North Carolina
3-31	H	W	18-1	* Duke
4-2	H	W	3-0	Georgia
4-3	A	L	7-11	Georgia Tech
4-6	A	W	7-0	* Wake Forest
4-7	A	W	2-1	* N.C. State
4-9	H	W	12-3	Georgia Tech
4-10	A	L	4-5	Georgia
4-12	A	W	3-2	* North Carolina
4-14	A	W	8-5	* Maryland
4-16	H	W	6-3	Georgia
4-17	H	W	10-8	Georgia Tech
4-19	H	W ⁽¹⁶⁾	3-2	* Virginia ⁽¹⁾
4-19	H	L ⁽⁷⁾	1-2	* Virginia ⁽²⁾
4-20	H	W	12-3	* Wake Forest
4-21	H	W	5-0	* N.C. State
4-26	N1	L	2-3	+ Virginia
4-27	N1	W	6-4	+ North Carolina
4-27	N1	W	9-6	+ Virginia
4-28	A	W	12-5	+ N.C. State ⁽¹⁾
4-28	A	L	6-8	+ N.C. State ⁽²⁾

* - ACC game; + - ACC Tournament; N1 - Raleigh, NC

1975 (33-10 Overall; 10-2 ACC, T-1st)

Ranked #25 by Collegiate Baseball

Head Coach: Bill Wilhelm (18th Season)

Date	St	W-L	Score	Opponent
3-1	H	W	9-6	Gardner-Webb
3-3	H	W	26-6	West Virginia
3-4	H	W	12-3	West Virginia
3-7	H	W ⁽⁸⁾	4-1	Georgia Southern
3-8	H	W	13-3	Georgia Southern
3-9	H	W	9-2	Georgia Southern
3-14	A	W ⁽⁷⁾	9-4	Alabama
3-14	N1	W ⁽⁷⁾	4-1	Tennessee
3-15	N1	L ⁽⁷⁾	4-8	Tennessee
3-15	A	W ⁽⁷⁾	7-3	Alabama
3-17	A	L	1-2	Birmingham-Southern
3-19	A	W	5-4	Auburn ⁽¹⁾
3-19	A	W	6-4	Auburn ⁽²⁾
3-20	A	W	3-0	Mercer
3-21	A	W	3-2	Mercer
3-23	A	W	11-1	Georgia
3-25	H	W	10-7	Marshall
3-26	H	L ⁽⁷⁾	1-4	Marshall ⁽¹⁾
3-26	H	W ⁽⁷⁾	13-0	Marshall ⁽²⁾
3-28	A	L	3-6	* Maryland
3-31	H	W	4-0	Saint John's
4-1	H	W	8-0	Western Carolina
4-4	H	W	4-2	* Virginia
4-5	H	W	6-5	* N.C. State
4-6	H	L	1-3	* N.C. State
4-8	A	W	10-3	Georgia Tech
4-11	H	W ⁽⁷⁾	6-2	* North Carolina ⁽¹⁾
4-11	H	W ⁽⁷⁾	5-2	* North Carolina ⁽²⁾
4-12	H	W	14-3	* Duke ⁽¹⁾
4-12	H	W	8-1	* Duke ⁽²⁾
4-13	H	W	5-2	* Maryland
4-15	H	W	10-1	Georgia
4-16	A	L	2-6	South Carolina
4-18	A	W	6-3	* Virginia
4-19	A	W	7-2	* Wake Forest
4-20	A	W	6-1	* Wake Forest

ALL-TIME RESULTS

4-22	A	W	18-3	Georgia Tech
4-25	A	L	2-7	+ North Carolina
4-26	N2	W	15-1	+ Wake Forest
4-26	A	W	7-6	+ North Carolina
4-27	N2	L	2-3	+ N.C. State
5-23	A	L	3-5	\$ Eastern Michigan
5-24	N3	L	4-5	\$ Penn State

* - ACC game; + - ACC Tournament; \$ - NCAA Mid-east Regional; N1 - Tuscaloosa, AL; N2 - Chapel Hill, NC; N3 - Ypsilanti, MI

1976 (36-15 Overall; 10-2 ACC, 1st)

ACC Champion

College World Series Participant

Ranked #5 by Collegiate Baseball

Head Coach: Bill Wilhelm (19th Season)

Date	St	W-L	Score	Opponent
3-1	H	W	3-0	High Point
3-2	H	W ⁽¹¹⁾	4-3	High Point
3-3	H	W	9-0	Francis Marion
3-5	H	W	6-2	Charleston Southern
3-7	H	W	5-4	James Madison
3-8	A	L	3-4	Georgia
3-10	A	W	9-5	Erskine
3-11	H	W	6-0	† * Maryland
3-13	A	W	6-5	Florida
3-14	A	L	4-5	Florida
3-15	A	L	3-7	Rollins
3-15	A	L ⁽¹⁰⁾	1-3	Stetson
3-16	A	W	7-6	Rollins
3-17	A	W	11-3	Florida Southern
3-18	A	L	1-2	Florida Southern
3-19	A	L	2-16	Jacksonville
3-20	A	L	8-15	Georgia Southern ⁽¹⁾
3-20	A	W	16-12	Georgia Southern ⁽²⁾
3-22	H	L ⁽¹⁴⁾	1-3	Toledo
3-23	H	L	1-4	Toledo
3-24	H	L	4-6	Toledo
3-25	A	W	4-1	Newberry
3-27	H	W	10-6	North Carolina-Wilmington
3-28	H	W	10-2	North Carolina-Wilmington
3-31	N1	W	7-5	* Wake Forest ⁽¹⁾
3-31	N1	W	4-2	* Wake Forest ⁽²⁾
4-2	A	W	10-6	South Carolina
4-3	A	W	7-4	* N.C. State
4-4	A	W	8-0	* N.C. State
4-5	A	W	12-3	Georgia Tech
4-6	H	W	5-2	Georgia
4-8	A	W	20-7	* Duke
4-9	A	L	1-10	* Duke
4-10	A	L ⁽¹⁰⁾	2-3	* North Carolina
4-11	A	W ⁽¹²⁾	3-2	* North Carolina
4-12	A	W ⁽¹¹⁾	12-10	Georgia Tech
4-13	H	L	3-4	South Carolina
4-14	A	W	10-3	Georgia
4-16	H	W	9-0	* Virginia
4-17	H	W	9-0	* Virginia
4-18	H	W	8-6	* Maryland
4-21	A	W	10-4	Wofford
4-23	H	W	2-0	+ Wake Forest
4-24	H	W	2-1	+ Maryland

4-25	H	W	3-2	+ Maryland
5-21	N1	W	13-2	\$ Furman
5-22	A	W	10-4	\$ South Carolina
5-24	N1	W	6-2	\$ Furman
6-11	N2	W	9-4	! Auburn
6-13	N2	L ⁽¹⁰⁾	2-3	! Eastern Michigan
6-14	N2	L	6-10	! Arizona

* - ACC game; # - no-hit game; † - Wilhelm's 400th victory; + - ACC Tournament; \$ - NCAA Atlantic Regional; ! - College World Series; N1 - Columbia, SC; N2 - Omaha, NE

1977 (42-10 Overall; 9-1 ACC, 1st)

College World Series Participant

Ranked #5 by Collegiate Baseball

Head Coach: Bill Wilhelm (20th Season)

Date	St	W-L	Score	Opponent
2-26	A	W ⁽⁷⁾	12-2	Columbus ⁽¹⁾
2-26	A	W ⁽⁷⁾	13-5	Columbus ⁽²⁾
3-1	H	W	10-1	High Point
3-2	H	W	10-0	High Point
3-3	A	W	2-1	Georgia
3-5	H	W	6-0	* Duke
3-8	H	W ⁽⁷⁾	6-2	James Madison ⁽¹⁾
3-8	H	W	10-3	James Madison ⁽²⁾
3-9	H	W	3-0	Mercer
3-10	H	W	8-6	Mercer
3-11	H	W	5-2	Marshall
3-12	A	W	5-2	The Citadel
3-14	A	W	8-0	Charleston Southern
3-15	A	W	3-1	Charleston Southern
3-16	A	W	8-6	Francis Marion
3-17	A	W	8-0	# North Carolina-Wilmington
3-18	A	W	4-1	North Carolina-Wilmington
3-19	A	W	11-6	* Wake Forest
3-20	A	W	13-12	* Wake Forest
3-22	H	W	8-1	Toledo
3-23	H	W ⁽⁷⁾	10-3	Toledo ⁽¹⁾
3-23	H	W ⁽⁷⁾	6-5	Toledo ⁽²⁾
3-24	H	W ⁽¹¹⁾	5-3	Toledo ⁽¹⁾
3-24	H	W ⁽⁵⁾	13-0	Toledo ⁽²⁾
3-26	H	W	3-0	Lewis
3-27	H	W	9-8	Lewis
3-28	H	L	1-2	South Carolina
4-1	H	L	3-6	Newberry
4-2	H	W	7-3	* N.C. State
4-6	H	W	2-0	Georgia
4-7	H	W	13-0	Erskine
4-8	H	W	8-7	Georgia Tech
4-9	H	W	14-0	* North Carolina
4-10	H	W	9-3	* North Carolina
4-12	A	L ⁽⁷⁾	6-7	South Carolina ⁽¹⁾
4-12	A	L ⁽⁷⁾	2-7	South Carolina ⁽²⁾
4-14	A	L ⁽¹⁰⁾	9-12	* Maryland
4-15	A	W	9-6	* Maryland
4-16	A	W	8-3	* Virginia
4-17	A	W	26-4	* Virginia
4-19	A	W ⁽⁶⁾	2-0	Wofford
4-22	H	W	10-3	+ N.C. State
4-23	H	L	4-5	+ Wake Forest
4-24	H	W	14-6	+ N.C. State

4-24	H	L	9-22	+ Wake Forest
5-20	N1	W	8-7	\$ Mississippi
5-21	A	W	7-2	\$ Miami (FL)
5-22	A	L	3-10	\$ Miami (FL) ⁽¹⁾
5-22	A	W	10-9	\$ Miami (FL) ⁽²⁾
6-10	N2	L	7-10	! Arizona State
6-11	N2	W	13-4	! Temple
6-14	N2	L	0-1	! California State-Los Angeles

* - ACC game; # - no-hit game; + - ACC Tournament; \$ - NCAA South Regional; ! - College World Series; N1 - Coral Gables, FL; N2 - Omaha, NE

1978 (39-14 Overall; 10-2 ACC, 1st)

ACC Champion

Ranked #25 by Collegiate Baseball

Head Coach: Bill Wilhelm (21st Season)

Date	St	W-L	Score	Opponent
2-25	A	W ⁽⁷⁾	10-4	Columbus ⁽¹⁾
2-25	A	W ⁽⁶⁾	9-4	Columbus ⁽²⁾
2-26	A	W	7-6	Valdosta State ⁽¹⁾
2-26	A	L ⁽⁵⁾	1-4	Valdosta State ⁽²⁾
3-4	A	L	2-4	Georgia Southern
3-5	A	L ⁽⁷⁾	1-3	Georgia Southern ⁽¹⁾
3-5	A	W ⁽⁷⁾	5-2	Georgia Southern ⁽²⁾
3-7	H	W ⁽⁷⁾	7-6	James Madison ⁽¹⁾
3-7	H	W ⁽⁵⁾	6-5	James Madison ⁽²⁾
3-12	H	W	8-1	* Wake Forest
3-13	H	W	11-3	* Wake Forest
3-16	H	W	14-4	* Virginia
3-17	H	W	4-3	* Virginia
3-18	A	W	6-1	High Point
3-19	A	W	4-0	* N.C. State
3-20	A	W	25-6	* Duke
3-21	A	W ⁽⁸⁾	15-10	* Duke
3-22	A	L	3-4	East Carolina
3-23	A	W	3-0	East Carolina
3-24	A	L	1-6	* North Carolina
3-28	H	W ⁽¹²⁾	3-2	Lewis
3-29	H	W ⁽⁷⁾	5-0	Lewis ⁽¹⁾
3-29	H	W ⁽⁷⁾	1-0	Lewis ⁽²⁾
3-30	H	W	10-2	Lewis
4-1	A	W	10-2	South Carolina
4-2	A	L	6-10	South Carolina
4-3	H	W	12-3	Western Carolina
4-4	A	L ⁽⁷⁾	2-4	Mercer ⁽¹⁾
4-4	A	L ⁽⁷⁾	4-7	Mercer ⁽²⁾
4-5	A	W ⁽⁷⁾	11-6	Georgia ⁽¹⁾
4-5	A	L ⁽⁷⁾	5-6	Georgia ⁽²⁾
4-6	H	W ⁽⁷⁾	3-2	Charleston Southern ⁽¹⁾
4-6	H	W ⁽⁷⁾	10-3	Charleston Southern ⁽²⁾
4-7	A	W	13-9	Georgia Tech
4-8	H	W ⁽⁷⁾	5-1	Howard ⁽¹⁾
4-8	H	W ⁽⁷⁾	15-7	Howard ⁽²⁾
4-9	H	W	7-6	Howard
4-10	H	L	1-3	Francis Marion
4-12	A	W	6-1	† Newberry
4-13	H	L	1-2	Georgia Tech
4-15	H	W	17-8	* Maryland
4-16	H	W	8-7	* Maryland
4-17	A	L ⁽¹²⁾	9-10	* North Carolina
4-18	A	W ⁽⁸⁾	2-1	* N.C. State
4-22	H	W	12-1	+ N.C. State
4-23	H	W	13-0	+ Duke
4-24	H	W	7-2	+ Wake Forest
4-28	H	W	7-6	North Carolina-Wilmington
4-29	H	W	4-3	North Carolina-Wilmington
4-30	H	W	11-4	South Carolina
5-19	A	W	8-5	\$ Miami (FL)
5-20	N1	L	5-9	\$ Marshall
5-21	A	L	5-7	\$ Miami (FL)

* - ACC game; † - Wilhelm's 500th victory; + - ACC Tournament; \$ - NCAA Atlantic Regional; N1 - Coral Gables, FL

1979 (40-15 Overall; 10-1 ACC, 1st)

ACC Champion

Ranked #9 by Collegiate Baseball

Head Coach: Bill Wilhelm (22nd Season)

Date	St	W-L	Score	Opponent
2-23	A	L	5-17	Florida
2-26	A	W ⁽⁷⁾	5-0	Valdosta State ⁽¹⁾
2-26	A	W ⁽⁷⁾	6-2	Valdosta State ⁽²⁾
2-28	H	W	12-2	Georgia
3-3	H	W ⁽⁷⁾	2-1	High Point ⁽¹⁾
3-3	H	W ⁽⁷⁾	6-2	High Point ⁽²⁾
3-6	H	W	2-1	East Carolina
3-7	H	W	1-0	East Carolina
3-8	H	W	8-3	Western Carolina
3-10	A	L	2-4	Auburn

3-11	A	L	1-10	# Auburn
3-12	A	L ⁽⁷⁾	1-5	Columbus ⁽¹⁾
3-12	A	W ⁽⁷⁾	11-1	Columbus ⁽²⁾
3-14	H	W	13-1	* Duke
3-15	H	W	6-4	* Duke
3-17	A	W	8-2	Francis Marion
3-18	A	W	17-2	North Carolina-Wilmington
3-19	A	W	8-6	North Carolina-Wilmington
3-20	A	W	10-3	The Citadel
3-21	A	W	6-1	The Citadel

3-22	A	W	17-10	Charleston Southern
3-24	A	W	3-1	South Carolina
3-25	A	L	6-7	South Carolina
3-27	H	W	6-5	* North Carolina
3-28	H	W	7-4	* North Carolina
3-31	H	W	8-1	* N.C. State
4-1	A	W	13-3	Western Carolina
4-5	H	W	11-4	Howard
4-7	A	W	41-9	* N.C. State
4-8	A	W ⁽¹⁶⁾	8-6	* Wake Forest
4-9	A	W	3-7	* Wake Forest
4-10	H	W	12-3	Erskine
4-11	A	W	14-6	Georgia Tech
4-14	H	W	1-0	South Carolina
4-15	H	W	6-3	South Carolina
4-16	A	L	14-15	Georgia
4-18	H	W	20-2	Georgia Tech
4-21	H	L	8-10	Georgia Southern
4-22	H	W ⁽⁸⁾	1-0	Georgia Southern ⁽¹⁾
4-22	H	L ⁽⁸⁾	10-12	Georgia Southern ⁽²⁾
4-25	A	W	10-4	* Virginia
4-28	A	W ⁽⁷⁾	5-3	* Maryland ⁽¹⁾
4-28	A	L ⁽⁷⁾	2-6	* Maryland ⁽²⁾
5-5	A	W	11-5	Appalachian State
5-6	A	W	15-1	Appalachian State
5-7	A	L	8-12	Virginia Tech
5-8	A	W	15-2	James Madison
5-9	A	L	10-11	James Madison
5-10	A	L	4-7	James Madison
5-11	A	W	8-6	East Tennessee State
5-12	A	L	8-13	East Tennessee State
5-18	N1	W	8-4	\$ Georgia Southern
5-19	A	L	1-2	\$ Miami (FL)
5-20	N1	W	2-0	\$ Georgia Southern
5-20	A	L	1-4	\$ Miami (FL)

* - ACC game; # - no-hit game; \$ - NCAA Atlantic Regional; N1 - Coral Gables, FL

1980 (38-21 Overall; 6-5 ACC, 3rd)

ACC Champion

College World Series Participant

Ranked #4 by Collegiate Baseball

Head Coach: Bill Wilhelm (23rd Season)

Date	St	W-L	Score	Opponent
2-21	H	W	8-0	Erskine
2-22	A	L	2-6	Valdosta State
2-23	A	L	3-4	Florida
2-25	A	L	0-6	Florida
2-27	H	W	22-7	Georgia
2-28	H	W	10-2	Western Carolina
3-1	A	W	8-5	Georgia
3-7	H	L	2-3	East Tennessee State
3-9	H	L ⁽¹¹⁾	1-3	East Tennessee State ⁽¹⁾
3-9	H	W ⁽⁷⁾	8-0	East Tennessee State ⁽²⁾
3-10	H	W ⁽⁷⁾	2-0	# North Carolina-Wilmington ⁽¹⁾
3-10	H	L ⁽⁷⁾	1-3	North Carolina-Wilmington ⁽²⁾
3-11	H	W	8-2	North Carolina-Wilmington
3-14	H	W ⁽¹⁰⁾	5-4	* Wake Forest
3-15	A	W	10-7	% Stetson
3-17	N1	L	7-10	% Cincinnati
3-18	A	W	3-2	% Rollins
3-19	N1	W	5-0	% Cornell
3-20	N1	W	8-2	% Cincinnati
3-21	A	L	1-5	% Rollins
3-22	N1	L ⁽¹⁰⁾	6-7	% Cornell
3-25	H	W	4-1	Ohio State
3-26	H	W	2-0	Ohio State
3-27	H	W ⁽⁷⁾	6-0	Ohio State ⁽¹⁾
3-27	H	W ⁽⁷⁾	8-3	Ohio State ⁽²⁾
3-31	H	W	12-1	Howard
4-1	H	W	4-2	Howard
4-3	H	W	18-1	* Georgia Tech
4-5	H	L	3-14	* North Carolina
4-6	H	L	3-6	* N.C. State
4-7	H	W	3-2	Francis Marion
4-9	A	L	10-12	* Georgia Tech
4-10	A	W	14-8	Western Carolina
4-11	A	L	4-5	* Wake Forest
4-12	A	L	3-4	* North Carolina

ALL-TIME RESULTS

4-15	H	W	9-3	South Carolina
4-16	H	W	4-3	South Carolina
4-17	H	W	3-1	* Virginia
4-18	H	W	6-5	* Virginia
4-19	H	W	1-0	* Maryland
4-20	H	W	5-2	* Maryland
4-22	N2	W	4-0	+ Wake Forest
4-24	N2	W	9-4	+ Maryland
4-25	A	W	5-4	+ N.C. State
4-26	N2	W	12-3	+ North Carolina
5-3	H	L	2-4	Virginia Tech
5-4	H	W	8-0	Virginia Tech
5-5	A	W	13-3	Georgia Southern
5-6	A	W ⁽¹⁰⁾	10-8	Georgia Southern
5-7	A	L	5-14	Georgia Southern
5-8	A	L	7-13	Tennessee
5-9	A	W	11-3	Tennessee
5-10	A	L	1-6	South Carolina
5-11	A	L	1-4	South Carolina
5-22	H	W	22-4	\$ East Tennessee State
5-24	H	W	6-2	\$ South Carolina
5-25	H	W	17-12	\$ South Carolina
5-31	N3	L	5-13	! Miami (FL)
6-1	N3	L	4-6	! California

* - ACC game; # - perfect, no-hit game; % - Rollins Invitational; + - ACC Tournament; \$ - NCAA Atlantic Regional; ! - College World Series; N1 - Winter Park, FL; N2 - Raleigh, NC; N3 - Omaha, NE

1981 (34-24 Overall; 10-4 ACC, T-1st)

ACC Champion

Head Coach: Bill Wilhelm (24th Season)

Date	St	W-L	Score	Opponent
2-20	A	W	6-0	The Citadel
2-21	A	W	6-3	The Citadel
2-26	A	L	1-8	Florida
2-27	A	L	4-5	Florida
2-28	A	L	8-9	Florida State
3-1	A	L	7-11	Florida State
3-2	A	L	4-7	Valdosta State
3-3	A	W	6-1	Valdosta State
3-5	A	W	19-16	Georgia
3-6	H	W ⁽¹⁰⁾	7-6	Western Carolina
3-7	H	W	16-1	Appalachian State
3-8	H	L	4-10	Appalachian State
3-9	H	W	18-3	Marshall
3-10	H	W	2-0	Howard
3-11	H	W	15-1	Howard
3-12	H	W	7-4	* Duke
3-13	H	W	8-7	* Duke
3-14	A	W	9-5	† Winthrop
3-15	A	W	10-2	Francis Marion
3-16	A	L	8-9	North Carolina-Wilmington
3-17	A	W ⁽¹⁰⁾	3-2	North Carolina-Wilmington
3-18	A	W	14-4	East Carolina
3-19	A	L	1-4	East Carolina
3-20	A	L	6-7	* Wake Forest
3-21	A	L	7-10	* North Carolina
3-23	H	W	4-2	Ohio State
3-24	H	L ⁽¹¹⁾	7-8	Ohio State
3-25	H	W	5-3	Tennessee
3-26	H	L	4-10	Tennessee
3-27	H	L ⁽¹¹⁾	5-6	Georgia Southern
3-28	H	W	6-0	Georgia Southern
3-29	H	L	7-8	Georgia Southern
3-31	H	L	2-3	Georgia

4-1	H	W	6-4	* Georgia Tech
4-2	H	W	6-4	Winthrop
4-3	A	L	2-6	South Carolina
4-4	A	L	7-12	South Carolina
4-5	H	W ⁽¹¹⁾	6-5	* Wake Forest
4-6	A	W	13-1	Erskine
4-7	A	W	10-5	* Georgia Tech
4-8	A	L	20-22	Georgia
4-11	H	W ⁽⁷⁾	6-1	* N.C. State ⁽¹⁾
4-11	H	W ⁽⁷⁾	2-0	* N.C. State ⁽²⁾
4-12	H	W	6-2	* North Carolina
4-13	H	W ⁽¹¹⁾	5-4	South Carolina
4-14	H	L	2-12	South Carolina
4-16	A	L	11-21	* Maryland
4-17	A	L	6-10	* Maryland
4-18	A	W	11-7	* Virginia
4-19	A	W	11-5	* Virginia
4-22	N1	W ⁽¹⁰⁾	7-6	+ Georgia Tech
4-23	N1	L	0-1	+ Duke
4-24	N1	W ⁽¹⁰⁾	6-5	+ Wake Forest
4-25	A	W	7-4	+ North Carolina
4-25	N1	W	9-2	+ Duke
4-26	A	W	7-5	+ North Carolina
5-22	H	L	2-7	* Wichita State
5-23	H	L	1-2	\$ East Tennessee State

* - ACC game; † - Wilhelm's 600th victory; + - ACC Tournament; \$ - NCAA Atlantic Regional; N1 - Chapel Hill, NC

1982 (37-22 Overall; 10-2 ACC, 1st)

Head Coach: Bill Wilhelm (25th Season)

Date	St	W-L	Score	Opponent
2-24	A	W	7-0	Florida
2-25	A	W	14-5	Florida
2-26	A	W	12-7	Florida
2-27	A	W ⁽⁷⁾	10-5	Valdosta State ⁽¹⁾
2-27	A	W ⁽⁷⁾	1-0	Valdosta State ⁽²⁾
2-28	A	W ⁽⁷⁾	8-3	Valdosta State ⁽¹⁾
2-28	A	W ⁽⁷⁾	3-0	Valdosta State ⁽²⁾
3-2	H	L	3-7	Georgia
3-3	H	W	6-2	Campbell
3-4	H	W	11-1	Campbell
3-5	H	W	5-0	# Western Carolina
3-6	H	W	20-7	The Citadel
3-8	H	W	2-1	East Carolina
3-9	H	W	6-3	East Carolina
3-10	H	W	6-3	North Carolina-Wilmington
3-11	H	W	7-1	Marshall
3-12	H	W	12-5	Marshall
3-14	H	W	13-1	* Wake Forest
3-17	A	W	9-6	* N.C. State
3-18	A	L ⁽¹⁰⁾	4-5	* North Carolina
3-19	A	W	5-3	* Duke
3-22	H	W	14-2	Howard
3-23	H	W	17-4	Howard
3-24	H	L	2-7	Ohio State
3-25	H	W	7-1	Ohio State
3-27	H	W	7-2	Francis Marion
3-28	A	L	6-7	Winthrop
3-29	A	L	3-10	Western Carolina
3-31	H	W	17-4	* Georgia Tech
4-1	H	L	1-8	Florida State
4-2	H	L ⁽⁷⁾	6-7	Florida State
4-3	H	W	10-7	* North Carolina
4-4	H	L	13-16	* N.C. State
4-6	A	L	10-11	Georgia

4-7	A	W	10-2	* Georgia Tech
4-11	H	W	4-1	South Carolina
4-12	H	L	4-5	South Carolina
4-13	H	L	5-8	Georgia
4-15	H	W	15-2	* Maryland
4-16	H	W ⁽¹³⁾	4-3	* Maryland
4-17	H	W	9-1	* Virginia
4-18	H	W	18-6	* Virginia
4-21	N1	W	10-9	+ Duke
4-22	N1	W	16-2	+ Georgia Tech
4-23	N1	L	4-6	+ Virginia
4-24	A	L	0-3	+ North Carolina
5-4	A	L	7-9	Alabama
5-5	A	L	1-7	Alabama
5-6	A	L	7-8	Alabama
5-8	A	L ⁽¹¹⁾	6-7	Auburn ⁽¹⁾
5-8	A	W	22-10	Auburn ⁽²⁾
5-9	A	L ⁽¹²⁾	0-9	^ Auburn
5-10	A	L	3-5	Troy
5-11	A	W	4-0	Troy
5-13	A	W	25-5	Georgia Southern
5-14	A	L	6-7	Georgia Southern
5-15	A	W	12-2	Georgia Southern
5-16	A	L	5-11	South Carolina
5-17	A	L	1-4	South Carolina

* - ACC game; # - no-hit game; + - ACC Tournament; ^ - forfeited game (score was 7-7 in the top of the 12th inning); N1 - Chapel Hill, NC

1983 (30-20-1 Overall; 6-5 ACC, 3rd)

Head Coach: Bill Wilhelm (26th Season)

Date	St	W-L	Score	Opponent
2-19	A	L	1-3	The Citadel
2-20	A	L	2-6	The Citadel
2-24	H	W	11-2	Winthrop
2-26	A	L	2-5	Florida
2-27	A	L	2-4	Florida
3-1	A	L ⁽¹⁴⁾	4-5	Florida State
3-2	A	T ⁽¹⁰⁾	3-3	Florida State
3-4	H	W	8-0	South Carolina
3-5	H	L	2-4	Old Dominion
3-6	H	W	9-2	* Duke
3-7	H	W	4-3	* Duke
3-8	H	L	5-6	Alabama
3-9	H	L	4-7	Alabama
3-10	H	W	8-2	Furman
3-12	A	W	20-8	Francis Marion
3-13	A	W	11-7	Wingate
3-14	A	W	3-0	North Carolina-Wilmington
3-15	A	W	12-5	North Carolina-Wilmington
3-16	A	L	4-9	North Carolina-Wilmington
3-20	A	L ⁽⁷⁾	2-5	* Maryland ⁽¹⁾
3-20	A	W ⁽⁷⁾	8-3	* Maryland ⁽²⁾
3-22	A	W	11-2	Furman
3-23	H	W	10-1	Ohio State
3-25	H	W ⁽⁷⁾	4-3	Georgia Southern ⁽¹⁾
3-25	H	W ⁽⁷⁾	1-0	Georgia Southern ⁽²⁾
3-26	H	W	8-4	* Wake Forest
3-26	H	W ⁽⁶⁾	5-4	Georgia Southern
3-29	H	W	4-2	East Tennessee State
3-30	H	W	2-0	East Tennessee State
3-31	H	W	4-2	East Tennessee State
4-3	A	L	4-6	* N.C. State
4-5	H	W ⁽⁸⁾	8-3	Western Carolina
4-6	A	W	13-7	Georgia
4-7	A	L ⁽¹⁰⁾	6-7	* Georgia Tech

4-10	H	L	4-8	* N.C. State
4-11	A	W	16-0	Erskine
4-12	A	L	5-11	Georgia
4-14	A	W	8-1	* Virginia
4-16	A	L	2-7	* Wake Forest
4-17	H	W	19-6	* Georgia Tech
4-20	N1	W	12-5	+ Virginia
4-21	N1	W	8-1	+ N.C. State
4-22	A	L	5-6	+ North Carolina
4-24	N1	W	14-7	+ Duke
4-24	A	W	5-2	+ North Carolina
4-25	A	L	1-10	+ North Carolina
4-26	H	L ⁽¹⁰⁾	3-8	South Carolina
4-27	H	W	6-3	Georgia
4-29	A	L	7-13	Western Carolina
4-30	A	W	8-1	South Carolina
5-1	A	L	3-4	South Carolina

* - ACC game; + - ACC Tournament; N1 - Chapel Hill, NC

1984 (38-17 Overall; 12-2 ACC, T-1st)

Head Coach: Bill Wilhelm (27th Season)

Date	St	W-L	Score	Opponent
2-24	A	L	11-17	Georgia Southern
2-25	A	W	10-3	Georgia Southern
2-26	A	W	10-5	Georgia Southern
2-28	H	L ⁽⁷⁾	2-5	Ball State ⁽¹⁾
2-28	H	L ⁽⁷⁾	4-5	Ball State ⁽²⁾
2-29	H	W	9-1	Ball State
3-1	H	L	3-6	Old Dominion
3-2	H	W	6-3	Old Dominion
3-3	A	W	11-4	* Duke
3-4	A	W	7-1	* Duke
3-6	H	L ⁽⁷⁾	4-7	The Citadel ⁽¹⁾
3-6	H	W ⁽⁷⁾	6-0	# The Citadel ⁽²⁾
3-7	H	W	2-1	North Carolina-Wilmington
3-8	H	L	5-8	North Carolina-Wilmington
3-9	H	W	5-4	* Maryland
3-10	H	W	5-2	* Maryland
3-11	H	L	6-9	Georgia
3-12	H	W	7-1	† Marshall
3-14	H	W ⁽⁷⁾	8-3	Marshall ⁽¹⁾
3-14	H	W ⁽⁷⁾	6-0	Marshall ⁽²⁾
3-15	H	W	6-2	* Virginia
3-16	H	W	7-2	* Virginia
3-17	H	L	3-7	Virginia Tech
3-18	H	W	6-2	Virginia Tech
3-19	H	W	8-0	Virginia Tech
3-21	A	L	4-8	Alabama
3-22	A	W ⁽⁷⁾	4-1	Alabama ⁽¹⁾
3-22	A	L ⁽⁷⁾	1-3	Alabama ⁽²⁾
3-23	A	W	11-4	Mississippi
3-24	A	W	4-2	Mississippi
3-25	A	W ⁽¹¹⁾	3-1	Mississippi
3-28	H	W	5-1	* Georgia Tech
3-29	H	W	13-0	Florida State
3-30	H	W	13-3	Florida State
3-31	H	L	2-5	* N.C. State
4-1	H	L	1-3	* North Carolina
4-5	H	W	5-3	Western Carolina
4-6	A	W	13-1	* Wake Forest
4-7	A	W	15-7	* N.C. State
4-8	A	W	5-1	* North Carolina
4-10	H	L	7-9	Furman
4-11	A	W	7-2	* Georgia Tech
4-12	A	L	2-9	Western Carolina
4-13	A	W	10-1	South Carolina-Aiken
4-14	H	W	9-3	* Wake Forest
4-15	A	W	6-0	Winthrop
4-16	H	W	19-0	Augusta
4-18	N1	L	5-8	+ Duke
4-19	N1	W	7-6	+ Virginia
4-20	N1	W	12-1	+ Maryland
4-21	N1	L	6-7	+ North Carolina
4-24	A	L	11-14	Georgia
4-25	H	W	5-2	Georgia
4-26	H	W	11-1	Erskine
4-28	A	W	11-5	Vanderbilt

* - ACC game; # - no-hit game; † - Wilhelm's 700th victory; + - ACC Tournament; N1 - Durham, NC

1985 (36-30-1 Overall; 9-4 ACC, T-1st)

Head Coach: Bill Wilhelm (28th Season)

Date	St	W-L	Score	Opponent
2-16	A	L ⁽¹⁰⁾	9-10	The Citadel
2-17	A	W	12-5	The Citadel
2-23	A	W ⁽⁸⁾	5-3	Valdosta State ⁽¹⁾
2-23	A	L ⁽⁷⁾	3-10	Valdosta State ⁽²⁾
2-25	A	W ⁽⁷⁾	9-0	Valdosta State ⁽¹⁾



THE 1984 TIGERS HAD A 12-2 ACC RECORD AND TIED FOR FIRST PLACE IN THE ACC STANDINGS.



ALL-TIME RESULTS


2-25	A	W ⁽⁷⁾	6-5	Valdosta State ⁽²⁾
2-28	H	L	3-4	Charlotte
3-2	A	L ⁽⁷⁾	2-11	North Carolina-Wilmington ⁽¹⁾
3-2	A	W ⁽⁷⁾	9-4	North Carolina-Wilmington ⁽²⁾
3-3	A	L	5-8	North Carolina-Wilmington
3-5	H	W	5-0	*Duke
3-6	H	W	11-2	*Duke
3-7	H	L	4-6	Old Dominion
3-8	H	W	8-2	Old Dominion
3-9	A	W ⁽¹⁰⁾	4-3	Charlotte
3-10	A	W	11-4	Francis Marion
3-11	A	L	7-8	Campbell
3-12	A	L	6-10	East Tennessee State
3-13	A	W	15-4	East Tennessee State
3-15	A	T ⁽⁸⁾	4-4	Virginia Tech
3-16	A	L	7-14	Virginia Tech
3-17	A	L	6-20	Virginia Tech
3-18	H	W	3-1	Georgia Southern
3-19	H	W	11-4	Georgia Southern
3-20	H	W	4-3	Kentucky
3-22	H	L	3-7	Kentucky
3-23	A	W	10-9	*Wake Forest
3-24	A	W	7-4	*Wake Forest
3-25	A	W	19-10	Furman
3-26	A	L	11-14	Georgia
3-28	A	L	1-19	*Virginia
3-30	A	W ⁽⁷⁾	7-1	*Maryland ⁽¹⁾
3-30	A	W ⁽⁷⁾	6-0	*Maryland ⁽²⁾
4-1	H	W	16-8	Alabama
4-2	H	W⁽⁸⁾	5-4	Alabama⁽¹⁾
4-2	H	L⁽⁷⁾	5-9	Alabama⁽²⁾
4-3	H	W	4-2	*Georgia Tech
4-5	H	W	3-2 †	North Carolina
4-6	H	W	7-1	*N.C. State
4-7	H	W	13-5	Winthrop
4-9	H	W	3-2	Appalachian State
4-10	A	L	8-9	*Georgia Tech
4-12	A	W	17-0	Davidson
4-13	A	L	3-10	*North Carolina
4-14	A	L	4-9	*N.C. State
4-17	N1	W	17-12	+ Maryland
4-18	N1	W	3-2	+ North Carolina
4-19	A	L	9-12	+ Georgia Tech
4-20	N1	W	10-8	+ Virginia
4-20	A	L	5-7	+ Georgia Tech
4-23	A	W	9-2	Western Carolina
4-24	A	L	4-11	Georgia
4-25	A	W	6-5	Erskine
4-26	A	L	2-14	South Carolina
4-27	A	L	6-11	South Carolina
4-28	A	L	5-6	South Carolina
4-29	H	W	16-5	South Carolina-Aiken
4-30	H	L	3-4	Georgia
5-10	H	L	2-5	Florida International
5-11	H	W	4-3	Florida International
5-13	H	W	13-1	^ Furman
5-14	H	L	6-12	South Carolina
5-15	H	L	6-8	South Carolina
5-16	H	L	3-8	South Carolina
5-17	N2	L	4-10	New Orleans
5-18	N2	W	12-3	New Orleans
5-19	N2	L ⁽⁸⁾	3-8	New Orleans

* - ACC game; † - Wilhelm's 750th victory; + - ACC Tournament; ^ - first-ever night game played at Clemson; N1 - Atlanta, GA; N2 - Greenville, SC

1986 (42-21 Overall; 9-4 ACC, 3rd)

Head Coach: Bill Wilhelm (29th Season)

Date	St	W-L	Score	Opponent
2-15	A	W	12-5	Coastal Carolina
2-16	A	L	3-9	Coastal Carolina
2-21	A	L	3-9	Georgia Southern
2-22	A	W	12-9	Georgia Southern
2-23	A	W ⁽¹⁰⁾	12-10	Georgia Southern
2-28	H	W	12-2	Vanderbilt
3-1	H	L	3-6	Vanderbilt
3-2	H	L	6-11	Appalachian State
3-3	H	W	13-5	The Citadel
3-4	H	W	16-5	The Citadel
3-5	H	W	5-4	Old Dominion
3-7	H	W	18-8	Francis Marion
3-8	H	L	5-7	Campbell
3-9	H	W	9-4	Winthrop
3-11	H	L	1-2	Old Dominion
3-12	H	W	15-4	*Virginia
3-15	A	W ⁽¹²⁾	8-7	New Orleans
3-16	A	L	8-11	New Orleans
3-17	A	L	7-8	New Orleans
3-18	A	W	11-7	South Alabama



BRIAN BARNES WAS AN ALL-AMERICAN IN 1988 WHEN HE HAD A 13-2 RECORD AND 140 STRIKEOUTS IN 137.2 INNINGS PITCHED.

3-19	A	W	10-7	South Alabama
3-21	A	L	1-5	Auburn
3-22	A	L ⁽⁷⁾	2-5	Auburn ⁽¹⁾
3-22	A	L ⁽⁷⁾	8-9	Auburn ⁽²⁾
3-23	A	W	14-11	Auburn
3-25	H	W	9-2	Illinois
3-26	H	W	6-5	Illinois
3-27	H	W	23-8	*Maryland
3-28	H	W	9-2	*Maryland
3-29	H	W	7-1	*Wake Forest
3-30	H	W	22-2	*Wake Forest
4-1	A	W	9-7	Furman
4-2	H	W	5-4	Georgia
4-4	A	W	8-0	Western Carolina
4-5	A	W	6-1	*Duke
4-6	A	W	15-1	*Duke
4-9	A	L	6-13	Georgia
4-10	H	W	18-2	Georgia
4-12	A	L	8-12	*N.C. State
4-13	A	L	8-9	*North Carolina
4-15	H	W	14-1	East Tennessee State
4-16	H	W	6-3	Furman
4-17	H	W	13-7	Western Carolina
4-18	H	W	14-7	Davidson
4-19	H	W	6-2	*North Carolina
4-20	H	L	2-6	*N.C. State
4-22	A	W	6-3	*Georgia Tech
4-24	H	W	9-7	Charlotte
4-25	H	W	16-5	South Carolina
4-26	H	W	9-5	South Carolina
4-27	H	L⁽¹²⁾	4-9	South Carolina
5-3	A	W	14-11	South Carolina
5-4	A	L	0-5	South Carolina
5-5	A	W	7-6	† South Carolina
5-6	A	W	14-7	Augusta
5-7	H	L	0-7	*Georgia Tech
5-9	N1	L	5-6	Miami (FL)
5-10	N1	W	7-4	Miami (FL)
5-11	N1	W	9-5	Miami (FL)
5-14	N2	W ⁽¹⁴⁾	6-5	+ Wake Forest
5-15	N2	L	5-16	+ Georgia Tech
5-16	N2	W ⁽¹⁰⁾	7-2	+ Maryland
5-17	N2	L	4-6	+ N.C. State

* - ACC game; † - Wilhelm's 800th victory; + - ACC Tournament; N1 - Greenville, SC; N2 - Durham, NC

1987 (54-14-1 Overall; 16-5 ACC, 2nd)

Ranked #10 by Baseball America

Ranked #10 by Collegiate Baseball

Head Coach: Bill Wilhelm (30th Season)

Date	St	W-L	Score	Opponent
2-23	A	W ⁽⁷⁾	9-3	The Citadel ⁽¹⁾
2-23	A	W ⁽⁷⁾	12-0	The Citadel ⁽²⁾

2-25	H	W	8-1	Western Carolina
3-1	H	W⁽⁸⁾	7-6	Appalachian State⁽¹⁾
3-1	H	W⁽⁷⁾	1-0	Appalachian State⁽²⁾
3-2	H	W⁽⁷⁾	8-7	North Carolina-Wilmington⁽¹⁾
3-2	H	W⁽⁷⁾	4-0	North Carolina-Wilmington⁽²⁾
3-3	H	W	9-8	Old Dominion
3-4	H	W	4-1	Old Dominion
3-5	H	L	3-10	Georgia Southern
3-6	H	W	8-2	Georgia Southern
3-7	H	W	14-5	Georgia Southern
3-10	H	W⁽⁷⁾	12-11	Marshall⁽¹⁾
3-10	H	W⁽⁷⁾	19-1	Marshall⁽²⁾
3-11	H	W	20-1	Marshall
3-13	H	W	6-4	*Virginia
3-14	H	W	9-2	*Virginia
3-17	A	W	7-5	Florida International
3-18	A	L	1-6	Florida International
3-20	A	W	8-2	Miami (FL)
3-21	A	W	11-9	Miami (FL)
3-22	A	T	10-10	Miami (FL)
3-23	H	W	14-5	*Maryland
3-25	H	W	18-5	Auburn⁽¹⁾
3-25	H	L⁽⁷⁾	4-5	Auburn⁽²⁾
3-26	H	W	3-2	Auburn
3-28	H	W	12-2	Valdosta State
3-29	H	W	12-6	Valdosta State
3-31	A	W ⁽⁷⁾	25-1	Charlotte
4-1	H	W	3-2	Georgia
4-2	A	L	7-11	Georgia
4-4	H	L⁽⁷⁾	6-7	*N.C. State⁽¹⁾
4-4	H	W⁽⁷⁾	15-5	*N.C. State⁽²⁾
4-5	H	W	11-5	*North Carolina
4-6	H	W	12-4	Furman
4-7	H	L	5-6	^ Greenville Braves
4-8	A	L	2-4	*Georgia Tech
4-10	A	W	12-6	*Wake Forest
4-11	A	W	13-11	*Wake Forest
4-12	A	W	6-3	*Duke
4-13	A	W	11-4	*Virginia
4-15	H	L	6-7	*Georgia Tech
4-16	H	W	13-3	*Wake Forest
4-18	H	W	12-4	*Duke
4-19	H	W	6-3	*Duke
4-20	H	W	5-3	South Carolina
4-21	H	W	7-3	South Carolina
4-22	A	L	2-12	*Georgia Tech
4-25	A	L	3-4	*North Carolina
4-25	N1	W	9-8	*N.C. State
4-26	A	W	14-8	*North Carolina
5-2	A	W	5-3	South Carolina
5-3	A	W	8-7	South Carolina
5-5	A	W	8-1	*Maryland
5-6	A	W	9-7	*Maryland

5-7	A	W ⁽⁸⁾	10-8 †	Duke ⁽¹⁾
5-7	A	W ⁽⁷⁾	14-5	% Duke ⁽²⁾
5-8	H	L	6-7	South Alabama
5-9	H	W	1-0	South Alabama
5-10	H	W	11-1	South Alabama
5-13	N2	W	11-4	+ Wake Forest
5-14	N2	W	9-4	+ North Carolina
5-15	N2	W	8-0	+ N.C. State
5-16	N2	L	1-7	+ Georgia Tech
5-16	N2	L	7-11	+ N.C. State
5-21	N3	W	8-0	\$ West Virginia
5-22	N3	W	6-3	\$ Seton Hall
5-23	N3	L	5-6	\$ Arkansas
5-23	N3	W	6-3	\$ Auburn
5-24	N3	L	2-4	\$ Arkansas

* - ACC game; % - not counted in ACC standings;
+ - ACC Tournament; \$ - NCAA South Regional;
^ - exhibition game (not counted in record);
† - Wilhelm's 850th victory; N1 - Chapel Hill, NC;
N2 - Greenville, SC; N3 - Huntsville, AL

1988 (54-14 Overall; 18-2 ACC, 1st)

Ranked #15 by Baseball America

Ranked #21 by Collegiate Baseball

Head Coach: Bill Wilhelm (31st Season)

Date	St	W-L	Score	Opponent
2-20	A	W	8-1	Auburn
2-21	A	L	2-5	Auburn
2-24	H	W	23-6	Charlotte
2-25	H	W	13-12	Georgia
2-27	A	W	12-1	NorthCarolina-Wilmington
2-28	A	W	13-2	NorthCarolina-Wilmington
3-1	H	W	8-4	Western Carolina
3-2	H	W	15-3	Furman
3-3	H	W	11-4	East Tennessee State
3-5	A	W	9-4	Charlotte
3-6	H	W	7-1	Appalachian State
3-7	H	W	15-2	Old Dominion
3-8	H	W	7-1	Old Dominion
3-9	H	W	10-2	Old Dominion
3-10	H	W	7-5	Liberty
3-12	H	W	9-6	* Virginia
3-14	N1	W	10-7	Long Beach State
3-15	N1	L	2-9	Brigham Young
3-16	N1	L	5-6	Washington State
3-17	A	L	10-13	Fresno State
3-18	N1	W	5-3	George Washington
3-19	N1	W ⁽⁷⁾	9-3	Oregon State
3-21	H	W ⁽⁷⁾	6-0	* Maryland ⁽¹⁾
3-21	H	W ⁽⁷⁾	5-4	* Maryland ⁽²⁾
3-22	A	L	7-8	Georgia
3-23	A	W	12-7	Furman
3-24	H	W	11-4	Ohio State
3-26	H	L ⁽⁷⁾	1-7	Ohio State ⁽¹⁾
3-26	H	W ⁽⁷⁾	4-3	Ohio State ⁽²⁾
3-27	H	W	8-4	Coastal Carolina
3-28	H	W	7-3	Coastal Carolina
4-1	H	W	5-2	* North Carolina
4-2	H	W	8-5	* North Carolina
4-3	H	W	9-8	* N.C. State
4-4	H	W	20-11	Western Carolina
4-5	H	W	11-10	^ Greenville Braves
4-6	H	W	7-3	* Georgia Tech
4-9	A	W ⁽⁷⁾	10-3	* Duke ⁽¹⁾
4-9	A	W ⁽⁷⁾	10-3	* Duke ⁽²⁾
4-10	A	W	8-7	* Wake Forest
4-13	A	W	4-2	* Georgia Tech
4-14	A	W	12-4	Western Carolina
4-15	H	W	11-3	* Duke
4-16	H	W	11-7	* Wake Forest
4-17	H	W	8-5	* Wake Forest
4-19	H	W	18-8	Tennessee
4-20	H	W	6-1	Tennessee
4-21	H	W	7-4	† Georgia Tech
4-22	H	W	7-6	South Carolina
4-23	H	L	7-11	South Carolina
4-24	H	W	8-5	South Carolina
4-30	A	W	5-2	South Carolina
5-1	A	L	6-7	South Carolina
5-2	A	W	8-3	* Virginia
5-3	A	W	6-0	* Virginia
5-6	A	L	3-6	* N.C. State
5-7	A	L	8-9	* N.C. State
5-8	A	W	8-6	* North Carolina
5-11	N2	W	9-1	+ Duke
5-12	N2	L	0-1	+ North Carolina
5-13	N2	W	9-0	+ Maryland
5-14	N2	W	5-4	+ North Carolina ⁽¹⁾
5-14	N2	L	6-7	+ North Carolina ⁽²⁾

ALL-TIME RESULTS

THE 1990 TIGERS WERE
13TH IN THE NATION IN
RUNS PER GAME (7.9).



5-22	N3	W	16-1	Saint John's
5-23	N3	W	6-5	Saint John's
5-26	N4	W ⁽¹⁹⁾	3-2	Fordham
5-28	N4	L	1-6	\$ Rutgers
5-28	N4	W	11-1	\$ Saint John's
5-29	N4	L	7-8	\$ Kentucky

* - ACC game; ^ - exhibition game (not counted in record); † - Wilhelm's 900th victory; + - ACC Tournament; \$ - NCAA Northeast Regional; N1 - Fresno, CA; N2 - Greenville, SC; N3 - Orlando, FL; N4 - New Britain, CT

1989 (50-20 Overall; 13-5 ACC, 2nd)

ACC Champion

Ranked #14 by Baseball America

Ranked #14 by Collegiate Baseball

Head Coach: Bill Wilhelm (32nd Season)

Date	St	W-L	Score	Opponent
2-18	A	W	22-5	Coastal Carolina
2-19	A	W	6-5	Coastal Carolina
2-25	H	W	4-2	Auburn
2-26	H	L	6-7	Auburn
2-28	H	W	9-8	Western Carolina
3-2	H	W	13-4	East Tennessee State
3-4	H	W	15-2	North Carolina-Wilmington
3-5	H	W	9-4	North Carolina-Wilmington
3-6	H	L ⁽¹⁰⁾	1-3	Old Dominion
3-7	H	W	6-3	Old Dominion
3-8	H	W ⁽¹⁵⁾	3-2	Old Dominion
3-10	H	W ⁽¹⁰⁾	5-4	Appalachian State
3-11	H	W	10-4	* Virginia
3-12	H	W	8-2	* Virginia
3-14	H	W	7-6	Western Carolina
3-15	H	W	3-0	Furman
3-18	H	W	16-3	* Maryland
3-19	A	W	11-0	* Wake Forest
3-20	A	W	6-2	* Wake Forest
3-24	A	W	6-4	* N.C. State
3-25	A	W	4-3	* North Carolina
3-26	A	L	0-3	* North Carolina
3-28	H	W	7-5	Seton Hall
3-29	H	W	8-5	Seton Hall
3-30	H	W	17-7	Seton Hall
3-31	H	W	7-1	South Carolina
4-1	H	W	12-6	South Carolina
4-2	H	W	9-6	South Carolina
4-3	H	W	15-4	Davidson
4-5	A	W	7-5	Tennessee
4-6	A	W	14-2	Western Carolina
4-9	H	W	6-3	* Wake Forest
4-10	H	W	12-4	Western Carolina
4-11	A	W	4-0	Furman
4-12	A	W	7-5	* Georgia Tech
4-14	A	W	8-0	* Virginia
4-16	A	L ⁽¹²⁾	4-5	* Maryland ⁽¹⁾
4-16	A	L ⁽⁵⁾	3-4	* Maryland ⁽²⁾
4-18	A	L	5-6	Georgia
4-19	H	W	16-5	* Georgia Tech
4-20	A	W	5-3	South Carolina
4-21	A	L	3-8	South Carolina

4-22	A	L	1-7	South Carolina
4-23	H	L	3-4	* North Carolina
4-25	H	W ⁽¹²⁾	3-2	Georgia
4-26	A	L	4-11	* Georgia Tech
4-28	H	L	5-11	Miami (FL)
4-29	H	L	2-10	Miami (FL)
4-30	H	W	5-4	† Miami (FL)
5-6	H	W	11-3	* N.C. State
5-7	H	W	13-6	* N.C. State
5-8	A	L	1-4	Georgia Southern
5-9	N1	W	4-1	Armstrong State
5-9	A	L ⁽⁵⁾	7-9	Georgia Southern
5-10	N1	L	3-5	Armstrong State
5-10	A	L	1-2	Georgia Southern
5-13	N2	W	8-0	+ Maryland
5-14	N2	W	9-3	+ Georgia Tech
5-15	N2	W	5-4	+ North Carolina
5-16	N2	W	9-2	+ N.C. State
5-16	N2	W	12-4	+ North Carolina
5-19	N3	L ⁽¹⁰⁾	6-8	% Arizona
5-20	N3	L	0-2	% Miami (FL)
5-21	N3	W	7-1	% New Orleans
5-22	A	W	7-0	% North Carolina
5-25	N4	W	6-2	\$ Stetson
5-26	N4	L	7-14	\$ Auburn
5-27	N4	W	13-5	\$ Stetson
5-27	N4	W	11-1	\$ Auburn
5-28	A	L	1-8	\$ Florida State

* - ACC game; % - Carolina Invitational; † - Wilhelm's 950th victory; + - ACC Tournament; \$ - NCAA Atlantic Regional; N1 - Statesboro, GA; N2 - Greenville, SC; N3 - Chapel Hill, NC; N4 - Tallahassee, FL

1990 (43-23 Overall; 14-6 ACC, 2nd)

Head Coach: Bill Wilhelm (33rd Season)

Date	St	W-L	Score	Opponent
2-17	A	W	13-8	North Carolina-Wilmington
2-18	A	W	18-2	North Carolina-Wilmington
2-24	A	W	6-3	Auburn
2-25	A	W	6-0	Auburn
2-28	H	W	14-2	Western Carolina
3-4	A	W	12-9	* Duke ⁽¹⁾
3-4	A	L	3-4	* Duke ⁽²⁾
3-6	H	W	5-3	Old Dominion
3-7	H	W	6-5	Old Dominion
3-8	H	W	8-1	Old Dominion
3-9	H	W	10-4	* Wake Forest
3-10	H	L	1-3	* Wake Forest
3-11	H	W	11-8	* Wake Forest
3-12	H	W	13-0	Marshall
3-13	H	W	7-3	Marshall
3-14	H	W	16-2	Marshall
3-17	H	W ⁽⁷⁾	10-1	* Maryland ⁽¹⁾
3-17	H	W ⁽⁷⁾	7-1	* Maryland ⁽²⁾
3-18	H	W	8-1	* Maryland
3-19	H	W	12-6	Ohio
3-20	H	W	6-4	Ohio
3-22	A	L	2-9	Miami (FL)
3-23	A	L	5-11	Miami (FL)
3-24	A	L	1-2	Miami (FL)

3-27	H	L ⁽⁷⁾	2-11	Coastal Carolina ⁽¹⁾
3-27	H	W ⁽⁷⁾	1-0	Coastal Carolina ⁽²⁾
3-28	A	L	8-9	Georgia
3-31	N1	W	6-0	South Carolina
4-1	H	W ⁽¹¹⁾	6-5	South Carolina
4-2	H	W	9-0	South Carolina
4-3	H	W	11-4	East Tennessee State
4-4	A	W	10-2	Furman
4-6	A	L	8-10	* North Carolina
4-7	A	L	3-9	* North Carolina
4-8	A	L	10-11	* North Carolina
4-10	H	W ⁽⁷⁾	2-1	Appalachian State
4-11	H	W	17-6	Furman
4-12	A	L	2-21	South Carolina
4-13	H	W	6-3	* N.C. State
4-14	H	W	20-4	* N.C. State
4-15	H	W	6-5	* N.C. State
4-17	H	W	13-0	Georgia Southern
4-18	H	L	6-9	Georgia Southern
4-20	A	W	12-6	* Virginia
4-21	A	W	19-3	* Virginia
4-22	A	W	8-0	* Virginia
4-24	H	L	5-7	Tennessee
4-25	H	W	14-2	Tennessee
4-27	A	W	14-12	* Georgia Tech
4-28	H	L	3-8	* Georgia Tech
4-29	A	W	17-10	† Georgia Tech
5-6	A	L	4-5	South Carolina ⁽¹⁾
5-6	A	L ⁽⁷⁾	3-7	South Carolina ⁽²⁾
5-8	A	W	15-3	Tennessee
5-10	H	W	8-4	Campbell
5-12	N1	W	13-3	+ Duke
5-13	N1	W	7-3	+ Virginia
5-14	N1	L	1-3	+ North Carolina
5-15	N1	L	5-6	+ N.C. State
5-18	N2	L	0-1	% Southern California
5-19	N2	L	2-5	% Fresno State
5-20	N2	W	9-1	% Arizona
5-21	A	L	2-11	The Citadel
5-25	N3	L	6-9	\$ Creighton
5-26	N3	W	8-5	\$ Texas-Arlington
5-27	N3	L	3-4	\$ Creighton

* - ACC game; † - Wilhelm's 1,000th victory; + - ACC Tournament; % - Carolina Invitational; \$ - NCAA Central Regional; N1 - Greenville, SC; N2 - Chapel Hill, NC; N3 - Austin, TX

1991 (60-10 Overall; 18-3 ACC, 1st)

ACC Champion

College World Series Participant

Ranked #4 by Baseball America

Ranked #8 by Collegiate Baseball

Head Coach: Bill Wilhelm (34th Season)

Date	St	W-L	Score	Opponent
2-16	A	W	10-4	Georgia Southern
2-17	A	W	16-3	Georgia Southern
2-23	H	W	6-4	Auburn
2-24	H	W	7-3	Auburn
2-25	H	W	13-0	East Tennessee State
2-28	N1	W	6-0	% Oklahoma State

3-2	N1	L	8-13	% Louisiana-Lafayette
3-2	A	W	14-3	% Nevada-Las Vegas
3-3	N1	W	17-5	% Louisiana-Lafayette
3-7	H	W	9-0	Augusta
3-9	A	L ⁽⁷⁾	10-11	* Wake Forest ⁽¹⁾
3-9	A	W ⁽⁷⁾	13-7	* Wake Forest ⁽²⁾
3-10	A	W	11-5	* Wake Forest
3-15	H	W	5-2	* Virginia
3-16	H	W	15-1	* Virginia
3-17	H	W	12-8	* Virginia
3-19	A	W	23-7	Coastal Carolina
3-20	A	W	10-3	Coastal Carolina
3-21	A	W	11-7	Coastal Carolina
3-22	A	L	4-12	South Carolina
3-23	A	L	10-11	South Carolina
3-24	A	W	5-3	South Carolina
3-26	H	W	10-0	The Citadel
3-27	H	W	12-3	The Citadel
3-28	H	W ⁽⁷⁾	7-5	South Carolina
3-30	H	W	12-1	Columbus ⁽¹⁾
3-30	H	W	2-1	Columbus ⁽²⁾
3-31	A	L	7-9	Western Carolina
4-2	H	W	16-6	Furman
4-3	H	W	13-3	Western Carolina
4-4	H	W	10-1	South Carolina
4-5	H	W	15-6	* North Carolina
4-6	H	W ⁽¹²⁾	6-5	* North Carolina
4-7	H	W	6-2	* North Carolina
4-8	H	W ⁽⁵⁾	5-0	Winthrop
4-9	H	W	4-3	Georgia
4-10	A	W	9-1	Georgia
4-12	A	W	14-3	* N.C. State
4-13	A	L	7-8	* N.C. State
4-14	A	W	16-6	* N.C. State
4-16	H	W	10-5	Appalachian State
4-17	H	W	13-0	Appalachian State
4-19	A	W	11-4	* Maryland
4-20	A	W	7-2	* Maryland
4-21	A	W	17-2	* Maryland
4-23	A	W	8-3	Furman
4-24	H	W	11-8	Georgia
4-25	H	W	7-6	South Carolina
4-26	H	W ⁽¹⁰⁾	9-8	* Georgia Tech
4-27	A	W	8-0	† Georgia Tech
4-28	H	L	6-11	* Georgia Tech
5-5	H	W	17-4	* Duke
5-6	H	W ⁽⁷⁾	3-2	* Duke
5-7	H	W	6-4	* Duke
5-8	A	L	1-11	Tennessee
5-9	A	W	6-3	Tennessee
5-11	N2	W	13-1	+ Maryland
5-12	N2	W	7-2	+ Wake Forest
5-13	N2	W	6-5	+ Georgia Tech
5-14	N2	W ⁽¹¹⁾	7-4	+ Virginia
5-14	N2	W	24-8	+ Georgia Tech
5-17	H	W	7-2	Furman
5-18	H	W ⁽⁸⁾	8-0	Furman
5-19	H	W	21-1	Furman
5-23	N3	W	13-5	\$ Princeton
5-24	N3	W	8-3	\$ Villanova
5-25	N3	W	10-9	\$ Mississippi State
5-26	A	W	13-5	\$ Maine
6-1	N4	L	4-8	! Creighton
6-3	N4	L	11-12	! Long Beach State

* - ACC game; % - UNLV Desert Classic; † - Wilhelm's 1,050th victory; + - ACC Tournament; \$ - NCAA Northeast Regional; ! - College World Series; N1 - Las Vegas, NV; N2 - Greenville, SC; N3 - Orono, ME; N4 - Omaha, NE

1992 (50-14 Overall; 19-5 ACC, 1st)

Ranked #7 by Baseball America

Ranked #10 by Collegiate Baseball

Head Coach: Bill Wilhelm (35th Season)

Date	St	W-L	Score	Opponent
2-16	H	W	7-0	Eastern Kentucky ⁽¹⁾
2-16	H	W	22-0	Eastern Kentucky ⁽²⁾
2-19	H	W	6-0	Western Carolina
2-21	H	W	15-1	Tampa
2-22	H	W	16-5	Tampa ⁽¹⁾
2-22	H	W	3-0	Tampa ⁽²⁾
2-29	A	W	4-3	Auburn
3-1	A	W	9-3	Auburn
3-3	H	W	1-0	Winthrop
3-5	H	W	20-2	Furman
3-7	H	W ⁽⁷⁾	7-2	* Wake Forest ⁽¹⁾
3-7	H	W ⁽⁸⁾	2-1	* Wake Forest ⁽²⁾
3-8	H	W	7-5	* Wake Forest
3-9	H	W	2-1	Coastal Carolina



ALL-TIME RESULTS

3-10	H	W	12-2	Coastal Carolina
3-13	H	W	15-3	*Maryland
3-14	H	W	10-1	*Maryland
3-15	H	L	9-10	*Maryland
3-17	A	W	15-7	*Duke
3-18	A	W	9-1	*Duke
3-19	A	L	1-2	*Duke
3-20	A	W	8-6	*Virginia
3-21	A	W	5-3	*Virginia
3-22	A	W	8-2	*Virginia
3-23	H	L	3-7	Ohio
3-24	H	W	10-2	Ohio
3-26	A	L	6-8	South Carolina
3-27	H	W	10-4	*Florida State
3-28	H	W	12-0	*Florida State
3-29	H	W	14-0	*Florida State
3-31	A	W	8-4	Georgia
4-1	H	L	2-3	Georgia
4-2	N1	W ⁽¹¹⁾	12-11	Winthrop
4-3	A	W	10-4	*North Carolina
4-4	A	W	7-1	*North Carolina
4-5	A	W	12-5	*North Carolina
4-7	H	W ⁽⁷⁾	10-5	Georgia Southern ⁽¹⁾
4-7	H	W ⁽⁷⁾	7-2	Georgia Southern ⁽²⁾
4-8	H	W	5-3	† South Carolina
4-10	H	W	6-2	*N.C. State
4-11	H	L	3-6	*N.C. State
4-12	H	W	3-2	*N.C. State
4-14	A	L	3-4	Tennessee
4-15	A	W	8-2	Tennessee
4-19	H	W	5-3	Appalachian State
4-20	H	W	7-5	Appalachian State
4-21	H	W	10-9	South Carolina
4-22	A	W	9-1	Georgia
4-24	A	L	2-6	*Georgia Tech
4-25	A	L ⁽¹⁰⁾	6-7	*Georgia Tech
4-26	A	W	5-4	*Georgia Tech
5-2	A	W	8-1	North Carolina-Wilmington
5-3	A	L	1-5	North Carolina-Wilmington
5-4	A	W	10-2	Georgia Southern
5-5	A	W	7-1	Georgia Southern
5-9	N2	W ⁽¹⁰⁾	3-2	+ Virginia
5-11	N2	W	5-2	+ Florida State
5-12	N2	L	1-11	+ N.C. State
5-12	N2	W	5-4	+ Georgia Tech
5-13	N2	W	11-0	+ Florida State
5-13	N2	L	3-7	+ N.C. State
5-21	N3	W	8-4	\$ Yale
5-22	N3	L	5-6	\$ California-Los Angeles
5-23	N3	L	6-7	\$ Oklahoma

* - ACC game; † - Wilhelm's 1,100th victory; + - ACC Tournament; \$ - NCAA MidEast Regional; N1 - Fresno, CA; N2 - Baltimore, MD; N3 - Greenville, SC; N4 - Knoxville, TN

1993 (45-20 Overall; II-II ACC, 5th)

ACC Champion

Ranked #17 by Baseball America

Ranked #17 by Collegiate Baseball

Head Coach: Bill Wilhelm (36th Season)

Date	St	W-L	Score	Opponent
2-20	H	W	9-6	Auburn
2-23	H	W	13-2	Appalachian State
2-24	H	W	11-6	Winthrop
2-27	H	L	6-7	*Duke
2-28	H	W	16-7	*Duke
3-1	H	L	4-13	*Duke
3-2	H	W	7-5	North Carolina-Wilmington ⁽¹⁾
3-2	H	W	9-2	North Carolina-Wilmington ⁽²⁾
3-6	A	L ⁽⁷⁾	1-3	*Wake Forest ⁽¹⁾
3-6	A	W ⁽⁷⁾	4-1	*Wake Forest ⁽²⁾
3-7	A	W	8-5	*Wake Forest
3-9	H	W ⁽¹¹⁾	6-5	Coastal Carolina
3-10	H	W	8-3	Coastal Carolina
3-12	H	W	15-1	*Virginia
3-15	N1	L	0-5	% Nebraska
3-16	N1	L	6-10	% Saint John's
3-17	N1	W	8-7	% Missouri State
3-18	N1	W	5-0	% Texas Tech
3-19	N1	L	0-3	% Kansas State
3-20	N1	W ⁽¹¹⁾	5-4	% Missouri State
3-24	H	W ⁽⁷⁾	10-7	Georgia Southern ⁽¹⁾
3-24	H	W ⁽⁷⁾	4-1	Georgia Southern ⁽²⁾
3-26	H	L	2-12	Ohio
3-27	H	W ⁽⁷⁾	5-2	Ohio
3-28	H	W	21-1	Ohio
3-30	H	W	11-4	Furman
3-31	A	W	6-2	Georgia
4-2	H	W	7-2	*North Carolina
4-3	H	L	5-10	*North Carolina

4-4	H	W	4-3	*North Carolina
4-6	H	W	17-3	South Carolina
4-7	A	W	9-8	South Carolina
4-9	A	W	4-1	*N.C. State
4-10	A	L	5-20	*N.C. State
4-11	A	L	12-13	*N.C. State
4-13	A	W	12-2	Western Carolina
4-14	H	W	8-6	Georgia
4-15	H	W	8-1	Western Carolina
4-17	A	W	6-2	*Maryland
4-18	N2	L	4-8	*Maryland
4-19	A	W	22-4	*Maryland
4-20	A	W	17-2	Furman
4-21	H	W ⁽¹¹⁾	8-7	South Carolina
4-23	H	L	0-11	*Georgia Tech
4-24	H	L	5-10	*Georgia Tech
4-25	H	L	0-6	*Georgia Tech
5-2	A	W	17-1	Winthrop
5-4	H	W	10-3	Tennessee
5-5	H	W	4-2	Tennessee
5-7	A	W	7-6	*Florida State
5-8	A	L ⁽¹⁰⁾	3-4	*Florida State
5-9	A	W	5-1	*Florida State
5-11	H	L	2-4	Georgia
5-12	A	L	5-8	South Carolina
5-13	H	W	12-5	Charlotte
5-15	N3	W	4-2	+ Duke
5-16	N3	W	6-1	+ Florida State
5-17	N3	W	9-8	+ Georgia Tech
5-18	N3	W	7-4	+ North Carolina
5-18	N3	L	5-7	+ Florida State
5-19	N3	W	11-7	+ N.C. State
5-28	N4	W	7-3	\$ Rutgers
5-29	N4	W	10-3	\$ Fresno State
5-30	N4	L	4-11	\$ Fresno State
5-31	N4	L	1-9	\$ Kansas

* - ACC game; % - Pepsi/Johnny Quik Best-of-the-West Tournament; + - ACC Tournament; \$ - NCAA MidEast Regional; N1 - Fresno, CA; N2 - Baltimore, MD; N3 - Greenville, SC; N4 - Knoxville, TN

1994 (57-18 Overall; 20-4 ACC, 1st)

ACC Champion

Ranked #4 by Baseball America

Ranked #9 by Collegiate Baseball

Ranked #9 by Sports Weekly

Head Coach: Jack Leggett (1st Season)

Date	St	W-L	Score	Opponent
2-12	H	W	3-1	Western Carolina ⁽¹⁾
2-12	H	W	4-1	Western Carolina ⁽²⁾
2-13	H	W ⁽¹³⁾	6-5	Western Carolina
2-19	H	W	14-1	Tennessee
2-20	H	W	4-2	Tennessee
2-24	N1	L	5-11	% Fresno State
2-24	A	W	11-6	% Nevada-Las Vegas
2-25	N1	W	13-3	% Rice
2-26	N1	L	3-12	% Rice
2-27	N1	W ⁽¹⁰⁾	13-8	% Fresno State
3-3	H	W	11-4	Furman
3-4	H	W	5-4	*Wake Forest
3-5	H	W	5-4	*Wake Forest
3-6	H	W	8-6	*Wake Forest
3-7	H	W	14-2	North Carolina-Wilmington
3-8	H	W ⁽¹³⁾	8-7	North Carolina-Wilmington
3-9	A	W	9-2	Georgia
3-11	H	W	7-5	*Maryland
3-12	H	W	18-2	*Maryland
3-13	H	W	6-5	*Maryland

3-15	H	W	4-1	New Hampshire
3-16	H	L	4-7	South Carolina
3-18	A	W	6-1	Hawaii-Hilo
3-19	A	W	13-5	Hawaii-Hilo ⁽¹⁾
3-19	A	W	10-3	Hawaii-Hilo ⁽²⁾
3-21	N2	L	2-9	^ Oregon State
3-22	N2	L	2-9	^ Lewis-Clark State
3-23	A	W	7-3	^ Hawaii
3-25	N2	W ⁽⁷⁾	3-2	^ Washington
3-25	N2	W ⁽⁷⁾	3-1	^ Grand Canyon
3-26	N2	L ⁽¹¹⁾	1-2	^ Washington
3-27	N2	W	9-0	^ Grand Canyon
3-29	H	W	7-5	Georgia Southern
3-30	H	L	2-3	Georgia Southern
4-1	A	W	3-2	*Virginia
4-2	A	W	11-6	*Virginia
4-3	A	W	11-4	*Virginia
4-5	H	W	6-3	Georgia
4-6	A	W	7-2	South Carolina
4-8	H	W ⁽¹⁰⁾	10-8	*N.C. State
4-9	H	W	9-5	*N.C. State
4-10	H	W ⁽¹⁰⁾	6-5	*N.C. State
4-12	H	W	8-2	Appalachian State
4-13	A	L ⁽¹⁷⁾	4-5	South Carolina
4-15	A	W	7-6	*Duke
4-16	A	L	7-8	*Duke
4-17	A	W	7-0	*Duke
4-18	H	W	16-6	Charleston Southern
4-19	A	W	10-6	Georgia
4-20	H	L	3-4	South Carolina
4-22	A	W	11-1	*North Carolina
4-23	A	L	0-5	*North Carolina
4-24	A	W	3-2	*North Carolina
4-26	A	W	3-2	Tennessee
4-27	A	L ⁽¹⁰⁾	1-5	Tennessee
4-29	H	W	7-5	Miami (FL)
4-30	H	L	3-6	Miami (FL)
5-1	H	W ⁽¹²⁾	9-8	Miami (FL)
5-7	H	W	5-2	*Florida State
5-8	H	W	9-5	*Florida State
5-9	H	L	3-8	*Florida State
5-10	A	W	9-7	Coastal Carolina
5-11	A	W	8-0	Coastal Carolina
5-13	A	W ⁽¹⁰⁾	9-8	*Georgia Tech
5-14	A	L	4-20	*Georgia Tech
5-15	A	W	7-4	*Georgia Tech
5-18	N3	W	7-1	+ Maryland
5-19	N3	W	17-5	+ N.C. State
5-20	N3	W	9-6	+ Georgia Tech
5-21	N3	L	4-10	+ Florida State
5-22	N3	W	4-1	+ Florida State
5-26	H	W	5-1	\$ The Citadel
5-27	H	L	1-8	\$ Notre Dame
5-28	H	W	6-1	\$ Old Dominion
5-28	H	L	5-11	\$ Auburn

* - ACC game; % - UNLV Desert Classic; ^ - Hawaii Easter Tournament; + - ACC Tournament; \$ - NCAA East Regional; N1 - Las Vegas, NV; N2 - Honolulu, HI; N3 - Greenville, SC

1995 (54-14 Overall; 20-4 ACC, 1st)

College World Series Participant


Ranked #8 by Baseball America

Ranked #8 by Collegiate Baseball

Ranked #8 by Sports Weekly

Head Coach: Jack Leggett (2nd Season)

Date	St	W-L	Score	Opponent
2-17	N1	L	2-5	Oklahoma State



JASON DAWSEY
WAS A THIRD-TEAM
ALL-AMERICAN IN
1995 WHEN HE HAD 11
WINS AND A 2.78 ERA.

2-18	A	W	18-0	Texas-Arlington
2-19	N1	W	7-2	Arkansas State
2-24	H	W	16-2	George Mason
2-25	H	W	13-0	George Mason
2-26	H	W	9-3	George Mason
3-1	H	W	6-4	Tennessee
3-2	H	W ⁽¹⁰⁾	7-6	Tennessee
3-4	H	W	10-5	Old Dominion ⁽¹⁾
3-4	H	W	12-6	Old Dominion ⁽²⁾
3-5	H	W	7-1	Old Dominion
3-7	H	W	5-0	James Madison
3-8	H	W	16-6	James Madison
3-10	H	W	10-0	*Duke
3-11	H	W	8-4	*Duke
3-12	H	W	9-1	*Duke
3-14	A	W	5-2	Western Carolina
3-15	H	W	11-0	Appalachian State
3-17	A	W	10-7	*Wake Forest
3-18	A	W	4-3	*Wake Forest
3-19	A	W	10-5	*Wake Forest
3-21	A	W	9-7	Old Dominion
3-22	A	W	4-2	Old Dominion
3-24	A	W ⁽¹²⁾	4-3	*Maryland
3-25	A	W	11-3	*Maryland
3-26	A	W	12-2	*Maryland
3-28	A	L	2-4	South Carolina
3-29	H	W	5-4	Western Carolina
3-31	H	W	3-2	*North Carolina
4-1	H	W	20-1	*North Carolina
4-2	H	L	8-11	*North Carolina
4-4	H	W	7-2	South Carolina
4-5	A	L	7-8	Georgia
4-7	H	W	5-4	*Virginia
4-8	H	W	9-0	*Virginia
4-9	H	W	5-2	*Virginia
4-11	H	W	5-4	Georgia
4-12	H	W	11-1	South Carolina
4-14	A	W ⁽¹⁰⁾	17-15	*N.C. State
4-15	A	W	13-1	*N.C. State
4-16	A	W	13-4	*N.C. State
4-18	H	W	5-1	Coastal Carolina
4-19	H	W	7-2	Coastal Carolina
4-21	A	L	2-5	*Florida State
4-22	A	L	2-7	*Florida State
4-23	A	L	8-9	*Florida State
4-25	H	W	19-5	Furman
4-26	A	W	18-6	South Carolina
4-28	H	W	8-5	*Georgia Tech
4-29	H	W	6-1	*Georgia Tech
4-30	H	W	6-5	*Georgia Tech
5-7	A	W	7-4	Georgia Southern
5-8	A	L ⁽¹²⁾	14-15	Georgia Southern
5-12	A	L	6-7	Miami (FL)
5-13	A	W	7-5	Miami (FL)
5-14	A	L	4-8	Miami (FL)
5-17	N2	W	10-0	+ Maryland
5-18	N2	W	6-4	+ North Carolina
5-19	N2	W	11-0	+ Florida State
5-20	N2	W	16-7	+ N.C. State
5-20	N2	L	2-12	+ Florida State
5-21	N2	L	2-8	+ Florida State
5-25	H	W	8-4	\$ Navy
5-26	H	W	11-5	\$ Jacksonville
5-27	H	W	9-5	\$ Winthrop
5-28	H	W	7-4	\$ Alabama
6-3	N3	L	1-3	! Tennessee
6-5	N3	L	3-8	! Stanford

* - ACC game; + - ACC Tournament; \$ - NCAA East Regional; ! - College World Series; N1 - Arlington TX; N2 - Greenville, SC; N3 - Omaha, NE



ALL-TIME RESULTS

OVERVIEW
COACHES
PLAYERS
OPPONENTS
REVIEW
TRADITIONS
RECORDS



3-3	H	W	13-4	Coastal Carolina
3-5	H	W	4-2	Western Carolina
3-8	H	W	8-4	Virginia Tech
3-9	H	W	6-2	Virginia Tech
3-10	H	W	4-0	Virginia Tech
3-12	H	W	18-2	Siena
3-13	H	W	9-3	Siena
3-16	A	L ⁽⁷⁾	4-7	* Duke ⁽¹⁾
3-16	A	L ⁽⁷⁾	0-2	* Duke ⁽²⁾
3-17	A	W	7-2	* Duke
3-20	H	W	11-3	Ohio
3-21	H	L	3-9	Ohio
3-22	H	W	4-0	* Maryland
3-23	H	W	7-0	* Maryland
3-24	H	W	16-6	* Maryland
3-28	A	W	13-3	Western Carolina
3-29	A	W	8-1	* Virginia
3-30	A	L	2-3	* Virginia
3-31	A	W	9-3	* Virginia
4-2	H	W	5-4	Georgia
4-3	A	W	4-2	South Carolina
4-5	H	W	9-1	* Wake Forest
4-6	H	W	6-0	* Wake Forest
4-7	H	L	7-8	* Wake Forest
4-9	H	W	10-4	Western Carolina
4-10	H	W	11-0	South Carolina
4-12	A	W	11-1	* North Carolina
4-13	A	W	7-5	* North Carolina
4-14	A	W	7-2	* North Carolina
4-16	A	L	2-6	Georgia
4-17	H	W	8-0	South Carolina
4-21	H	L ⁽¹⁰⁾	6-8	Georgia Southern ⁽¹⁾
4-21	H	L ⁽¹⁰⁾	7-9	Georgia Southern ⁽²⁾
4-23	A	W	7-5	South Carolina
4-24	H	W	12-5	Charleston Southern
4-25	H	L	6-18	* N.C. State
4-26	H	W	14-0	* N.C. State
4-27	H	L ⁽¹⁰⁾	1-4	* N.C. State
5-4	H	W	3-0	* Florida State
5-5	H	W	2-1	* Florida State
5-6	H	W	2-0	* Florida State
5-8	H	W	13-4	Furman
5-10	A	W ⁽¹⁰⁾	9-8	* Georgia Tech
5-11	A	L	0-4	* Georgia Tech
5-12	A	W	9-2	* Georgia Tech
5-16	N1	W	6-1	+ Duke
5-16	N1	W	6-1	+ Georgia Tech
5-17	N2	L	2-4	+ Virginia
5-18	N2	L	1-2	+ Florida State
5-23	H	W	9-1	* Charleston Southern
5-24	H	W	5-1	* Old Dominion
5-25	H	W	6-3	* West Virginia
5-26	H	W	12-5	* Tennessee
5-31	N3	L	3-7	! Miami (FL)
6-2	N3	W ⁽¹⁰⁾	8-5	! Oklahoma State
6-4	N3	W	14-13	! Alabama
6-5	N3	L	5-14	! Miami (FL)

* - ACC game; + - ACC Tournament; \$ - NCAA East Regional; ! - College World Series; N1 - Chapel Hill, NC; N2 - Durham, NC; N3 - Omaha, NE

1997 (41-23 Overall; 13-10 ACC, 4th)

Ranked #24 by Sports Weekly

Head Coach: Jack Leggett (4th Season)

Date	St	W-L	Score	Opponent
2-15	H	W	6-2	Morehead State ⁽¹⁾
2-15	H	W	9-1	Morehead State ⁽²⁾
2-16	H	W	1-0	Morehead State
2-18	H	W	7-2	Charleston Southern
2-22	H	W	7-6	Kentucky ⁽¹⁾
2-22	H	W	4-3	Kentucky ⁽²⁾
2-23	H	W	10-3	Kentucky
2-27	N1	W	8-7	% Cal State Northridge
2-28	N1	W	12-7	% Northwestern
2-28	A	L	3-4	% Nevada-Las Vegas
3-1	N1	W	10-2	% Northwestern
3-2	N1	L	5-18	% Cal State Northridge
3-4	H	W	12-5	James Madison
3-5	H	W	11-3	James Madison
3-7	H	W	17-2	Coastal Carolina
3-8	H	W	22-11	Coastal Carolina
3-9	H	W	13-3	Coastal Carolina
3-12	H	W	17-4	Appalachian State
3-14	H	W	3-2	* Virginia
3-15	H	W	6-1	* Virginia
3-16	H	W	7-3	* Virginia
3-19	A	L	3-7	Tennessee
3-21	A	L	1-13	* Maryland
3-22	A	W	17-10	* Maryland

3-23	A	L ⁽¹⁰⁾	6-7	* Maryland
3-25	A	L	4-9	Western Carolina
3-26	H	W	14-9	Western Carolina
3-28	A	L	2-11	* Wake Forest
3-29	A	W	10-9	* Wake Forest
3-30	A	W	18-7	* Wake Forest
4-1	A	L	2-3	Georgia
4-2	H	L	3-11	South Carolina
4-4	A	W	10-7	* Florida State
4-5	A	L	5-20	* Florida State
4-6	A	L ⁽¹²⁾	10-11	* Florida State
4-8	H	W	10-7	Furman
4-9	A	W	15-1	South Carolina
4-11	H	W	11-1	* Duke
4-12	H	L ⁽¹⁰⁾	3-4	* Duke
4-13	H	W	14-2	* Duke
4-15	H	W	13-5	Tennessee
4-16	H	W	12-9	South Carolina
4-18	A	L	9-16	* N.C. State
4-19	A	L	4-17	* N.C. State
4-20	A	L	7-9	* N.C. State
4-23	A	L	16-38	South Carolina
4-25	H	W	7-4	* Georgia Tech
4-26	H	L	4-19	* Georgia Tech
5-2	A	W	11-4	Davidson
5-4	H	W	17-2	* North Carolina
5-5	H	W	11-10	* North Carolina
5-6	H	W	5-4	* North Carolina
5-7	H	W	9-8	Charleston Southern
5-9	H	L	11-12	California
5-10	H	W	15-3	California
5-11	H	L	10-12	California
5-14	N2	W	8-6	+ Wake Forest
5-15	N2	W	7-4	+ Georgia Tech
5-16	N2	L	4-8	+ Florida State
5-17	N2	W ⁽¹⁰⁾	11-6	+ N.C. State
5-17	N2	L	0-10	+ Florida State
5-22	N3	W	13-9	% Nevada
5-23	N3	L	6-10	% Rice
5-24	N3	L	7-12	% Texas State

* - ACC game; % - UNLV Desert Classic; + - ACC Tournament; \$ - NCAA Central Regional; N1 - Las Vegas, NV; N2 - Saint Petersburg, FL; N3 - Lubbock, TX

1998 (43-16 Overall; 14-9 ACC, T-2nd)

Ranked #19 by Sports Weekly

Ranked #21 by Baseball America

Ranked #23 by Collegiate Baseball

Head Coach: Jack Leggett (5th Season)

Date	St	W-L	Score	Opponent
2-6	N1	W	4-2	% South Florida
2-7	N1	W	7-6	% Central Florida
2-8	N1	W	9-4	% Auburn
2-13	H	L	1-6	East Carolina
2-14	H	W	16-4	East Carolina
2-15	H	W	8-2	East Carolina
2-20	H	W	5-4	Old Dominion
2-21	H	W	11-10	Old Dominion
2-22	H	W	12-7	Old Dominion
2-26	H	W	11-7	Charlotte

2-27	H	W	13-0	North Carolina-Wilmington
2-28	H	W	19-6	North Carolina-Wilmington
3-1	H	W	6-3	North Carolina-Wilmington
3-3	H	W	6-5	Florida Atlantic
3-4	H	L	5-6	Florida Atlantic
3-6	H	W	22-4	Stetson
3-8	H	W	10-5	Stetson ⁽¹⁾
3-8	H	W ⁽⁸⁾	9-4	Stetson ⁽²⁾
3-10	H	W	17-3	Coastal Carolina
3-13	H	W	12-2	Maine
3-14	H	W	18-2	Maine ⁽¹⁾
3-14	H	W	19-11	Maine ⁽²⁾
3-17	H	W	5-1	Western Carolina
3-19	A	L	7-10	Western Carolina
3-20	H	W	5-3	* Maryland
3-21	H	W	19-6	* Maryland
3-22	H	W	15-6	* Maryland
3-25	H	W	5-0	The Citadel
3-27	H	W	10-2	* Wake Forest
3-28	H	W	6-5	* Wake Forest
3-29	H	L	2-8	* Wake Forest
3-31	H	W ⁽¹⁰⁾	5-4	Georgia
4-1	A	W	6-4	South Carolina
4-3	A	W	9-7	* Virginia
4-4	A	L	6-7	* Virginia
4-5	A	W	15-6	* Virginia
4-7	H	W	18-0	Furman
4-8	H	W	13-3	Charleston Southern
4-11	A	W	8-2	* Duke ⁽¹⁾
4-11	A	L	6-7	* Duke ⁽²⁾
4-12	A	L	2-6	* Duke
4-15	H	W	14-6	North Carolina-Asheville
4-17	H	W ⁽¹²⁾	11-10	* N.C. State
4-18	H	W	17-6	* N.C. State
4-22	A	W	9-2	Georgia
4-24	H	W	2-1	* Florida State
4-25	H	W	5-4	* Florida State
4-26	H	L	2-7	* Florida State
5-3	A	L	6-7	* Georgia Tech
5-4	A	L	7-9	* Georgia Tech
5-5	A	L	5-14	* Georgia Tech
5-9	A	L	9-12	* North Carolina ⁽¹⁾
5-9	A	W	8-1	* North Carolina ⁽²⁾
5-10	A	W	7-6	* North Carolina
5-13	N2	L	1-4	+ North Carolina
5-14	N2	L	6-10	+ Georgia Tech
5-21	H	W	12-3	\$ The Citadel
5-22	H	L ⁽¹⁶⁾	1-2	\$ South Alabama
5-23	H	L	5-8	\$ Southern California

* - ACC game; % - Olive Garden Classic; + - ACC Tournament; \$ - NCAA East Regional; N1 - Kissimmee, FL; N2 - Durham, NC

1999 (42-27 Overall; 13-10 ACC, 3rd)

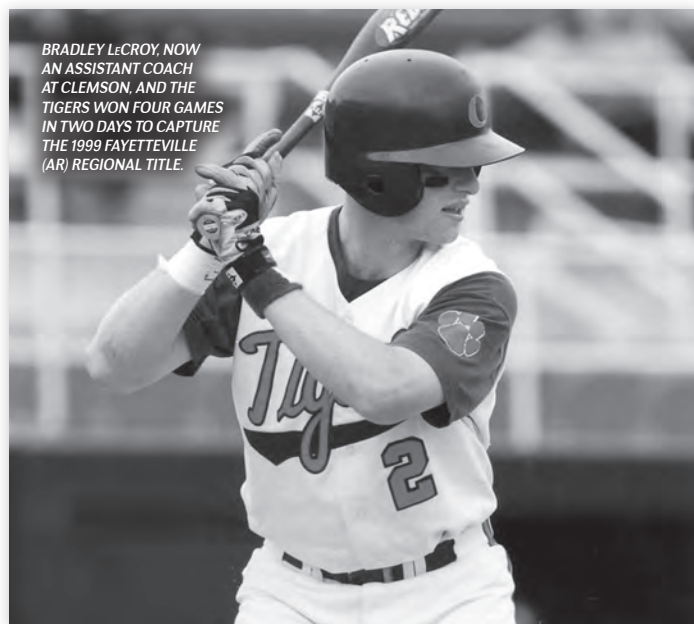
Ranked #13 by Collegiate Baseball

Ranked #14 by Sports Weekly

Ranked #17 by Baseball America

Head Coach: Jack Leggett (6th Season)

Date	St	W-L	Score	Opponent
2-12	H	W	10-7	Kansas State



BRADLEY LeCROY, NOW AN ASSISTANT COACH AT CLEMSON, AND THE TIGERS WON FOUR GAMES IN TWO DAYS TO CAPTURE THE 1999 FAYETTEVILLE (AR) REGIONAL TITLE.

2-13	H	W	10-4	Kansas State
2-14	H	W	11-3	Kansas State
2-25	N1	W	13-12	% Washington
2-26	N1	L	3-4	% Creighton
2-26	A	L ⁽¹⁰⁾	11-12	% Nevada-Las Vegas
2-27	N1	L	5-7	% Nevada
2-28	N1	W	13-10	% Creighton
3-3	H	L	15-18	The Citadel
3-5	H	L	9-10	Liberty
3-6	H	L	8-11	Liberty ⁽¹⁾
3-6	H	W	11-6	Liberty ⁽²⁾
3-10	H	W	14-6	Coastal Carolina
3-12	H	W	14-4	George Mason
3-13	H	W	13-2	George Mason ⁽¹⁾
3-13	H	W	21-0	George Mason ⁽²⁾
3-16	A	L	4-5	East Carolina
3-17	A	L	2-14	East Carolina
3-19	A	W	8-6	* Maryland
3-20	A	W	9-2	* Maryland
3-23	H	W	17-5	Georgia
3-24	H	W	12-4	Wofford
3-26	A	L	1-5	* Wake Forest
3-27	A	L	6-11	* Wake Forest
3-28	A	L	2-10	* Wake Forest
3-30	A	W	7-6	Georgia
4-1	H	W	18-1	East Tennessee State
4-2	N2	L	3-5	Miami (FL)
4-3	N2	W	7-5	Miami (FL)
4-4	N2	L	11-14	Miami (FL)
4-6	A	L ⁽¹⁰⁾	8-9	Western Carolina
4-7	H	W	16-11	Western Carolina
4-9	A	L	0-8	* Florida State
4-10	A	W	8-4	* Florida State
4-11	A	L	3-5	* Florida State
4-13	H	W	12-9	Furman
4-14	A	W	8-7	South Carolina
4-16	H	W	18-1	* Duke
4-17	H	L ⁽¹⁰⁾	3-5	* Duke
4-18	H	W	7-5	* Duke
4-21	H	W	5-4	South Carolina
4-23	H	W	24-4	* Georgia Tech
4-24	H	W	13-8	* Georgia Tech
4-25	H	W	6-5	* Georgia Tech
5-1	H	L	3-9	* Virginia ⁽¹⁾
5-1	H	W ⁽¹¹⁾	5-4	* Virginia ⁽²⁾
5-2	H	W	12-5	* Virginia
5-4	H	W ⁽¹⁰⁾	11-10	Western Carolina
5-7	H	W	14-2	Winthrop
5-8	H	L	2-4	Coastal Carolina
5-9	H	W	20-7	* North Carolina
5-10	H	W	5-4	* North Carolina
5-11	H	L	5-7	* North Carolina
5-14	A	L	9-19	* N.C. State
5-15	A	L	4-7	* N.C. State
5-16	A	W	7-4	* N.C. State
5-19	N3	W	7-6	+ N.C. State
5-20	N3	L	3-6	+ Wake Forest
5-21	N3	W	7-6	+ Maryland
5-22	N3	W	8-7	+ Florida State
5-22	N3	L	5-9	+ Wake Forest
5-28	N4	L	5-23	\$ Missouri State
5-29	N4	W	17-3	% Delaware
5-29	A	W	12-4	\$ Arkansas
5-30	N4	W	8-7	\$ Missouri State ⁽¹⁾
5-30	N4	W	7-5	\$ Missouri State ⁽²⁾
6-4	A	L	3-20	! Texas A&M
6-5	A	W	10-3	! Texas A&M
6-6	A	L	4-5	! Texas A&M

* - ACC game; % - UNLV/Coors Desert Classic; + - ACC Tournament; \$ - NCAA Fayetteville (AR) Regional; ! - NCAA College Station (TX) Super Regional; N1 - Las Vegas, NV; N2 - Fort Mill, SC; N3 - Durham, NC; N4 - Fayetteville, AR

2000 (51-18 Overall; 17-7 ACC, 2nd)

College World Series Participant

Ranked #5 by Sports Weekly

Ranked #6 by Collegiate Baseball

Ranked #7 by Baseball America

Head Coach: Jack Leggett (7th Season)

Date	St	W-L	Score	Opponent
1-28	N1	W	3-1	% Rice
1-29	N1	W	4-0	% Miami (FL)
1-30	N1	L	0-5	% Central Florida
2-18	H	W	5-0	Old Dominion
2-19	H	W	3-1	Old Dominion
2-20	H	W	10-2	Old Dominion
2-25	H	W	5-1	James Madison
2-26	H	W	12-4	James Madison

ALL-TIME RESULTS



KHALIL GREENE (LEFT), JEFF BAKER (CENTER), AND MICHAEL JOHNSON (RIGHT) COMBINED TO HIT 77 HOME RUNS IN 2002.

2-27	H	W	5-3	James Madison
3-1	H	W	4-3	Coastal Carolina
3-3	H	W	8-0	Nevada-Las Vegas
3-4	H	W	5-3	Nevada-Las Vegas
3-5	H	L	3-4	Nevada-Las Vegas
3-8	H	W	10-6	William & Mary
3-10	H	W	9-4	Ohio ⁽¹⁾
3-10	H	W	6-1	Ohio ⁽²⁾
3-11	H	W	16-2	Ohio
3-14	H	W	7-0	East Carolina
3-15	H	L	4-12	East Carolina
3-17	H	W	8-6	*Maryland
3-18	H	W	9-3	*Maryland ⁽¹⁾
3-18	H	W	11-2	*Maryland ⁽²⁾
3-22	H	W	14-2	Charlotte
3-24	H	W	9-3	The Citadel
3-25	H	W	7-5	The Citadel
3-26	H	W	6-3	The Citadel
3-29	A	L	6-10	Georgia
3-31	A	L	0-6	*North Carolina
4-1	A	W	10-2	*North Carolina
4-2	A	L	2-5	*North Carolina
4-4	H	W	11-7	Western Carolina
4-5	H	W	3-2	Furman
4-7	H	L	1-5	*N.C. State
4-8	H	W	9-0	*N.C. State
4-9	H	W	8-4	*N.C. State
4-11	H	W	9-7	Georgia
4-12	H	L	3-6	South Carolina
4-15	H	W ⁽¹⁵⁾	6-5	*Wake Forest ⁽¹⁾
4-15	H	W	5-4	*Wake Forest ⁽²⁾
4-16	H	L	4-6	*Wake Forest
4-18	H	W	17-5	Elon
4-19	A	L ⁽¹²⁾	8-9	South Carolina
4-21	A	W	8-5	*Duke
4-22	A	W	8-5	*Duke
4-23	A	W	12-8	*Duke
4-26	N2	W	13-4	Western Carolina
4-28	A	L	4-7	*Georgia Tech
4-29	A	L	7-9	*Georgia Tech
4-30	A	W	13-12	*Georgia Tech
5-6	H	W	8-7	*Florida State
5-7	H	W	5-4	*Florida State
5-8	H	W	7-4	*Florida State
5-11	A	L	4-6	Liberty
5-13	A	W	9-7	*Virginia ⁽¹⁾
5-13	A	L	0-11	*Virginia ⁽²⁾
5-14	A	W	20-9	*Virginia
5-17	N3	W	9-5	+ Virginia
5-18	N3	W	8-4	+ Florida State
5-19	N3	L	8-9	+ Georgia Tech
5-20	N3	W	12-5	+ Virginia
5-20	N3	L	4-8	+ Georgia Tech
5-26	H	W	4-0	\$ Middle Tennessee
5-27	H	W	9-3	\$ Illinois
5-28	H	W	21-3	\$ Middle Tennessee
6-2	H	W	11-4	† Mississippi State
6-3	H	W	9-4	† Mississippi State

6-9	N4	W	10-6	! San Jose State
6-11	N4	L	4-10	! Stanford
6-14	N4	L	4-5	! Louisiana-Lafayette

* - ACC game; % - ACC Disney Blast; + - ACC Tournament; \$ - NCAA Clemson (SC) Regional; † - NCAA Clemson (SC) Super Regional; ! - College World Series; N1 - Lake Buena Vista, FL; N2 - Asheville, NC; N3 - Fort Mill, SC; N4 - Omaha, NE

2001 (41-22 Overall; 17-7 ACC, 2nd)				
Ranked #13 by Collegiate Baseball				
Ranked #14 by Sports Weekly				
Ranked #17 by Baseball America				
Head Coach: Jack Leggett (8th Season)				
Date	St	W-L	Score	Opponent
2-16	H	L	5-10	Richmond
2-17	H	W	14-4	Richmond
2-18	H	W	7-3	Richmond
2-22	A	W	10-6	% Nevada-Las Vegas
2-23	N1	W	9-5	% Oregon State
2-23	A	L	6-14	% Nevada-Las Vegas
2-24	N1	L	9-10	% Oregon State
2-25	N1	W ⁽⁷⁾	13-2	% Oregon State
2-28	H	W	7-4	Furman
3-3	H	L	8-21	South Carolina
3-4	A	W	7-4	South Carolina
3-7	H	W	5-3	College of Charleston
3-10	H	W	5-2	Ohio
3-11	H	W	17-4	Ohio
3-13	H	L ⁽¹⁰⁾	9-12	Georgia Southern
3-14	H	W	9-3	Georgia Southern
3-16	A	W	8-6	*Maryland
3-17	A	W	9-6	*Maryland
3-18	A	W	7-0	*Maryland
3-20	A	W	11-1	Old Dominion
3-21	A	L	8-10	Old Dominion
3-23	A	W ⁽¹²⁾	4-1	*Wake Forest
3-24	A	L	3-12	*Wake Forest
3-25	A	W	9-1	*Wake Forest
3-27	H	W	6-0	Wofford
3-28	A	L	4-8	Georgia
3-30	H	W	24-3	New York Tech
3-31	H	W	13-0	New York Tech ⁽¹⁾
3-31	H	W	14-0	New York Tech ⁽²⁾
4-4	H	L	4-8	Winthrop
4-6	A	L	4-7	*Florida State
4-7	A	L	6-7	*Florida State
4-8	A	L	1-6	*Florida State
4-10	H	L	5-10	Coastal Carolina
4-11	H	W ⁽¹¹⁾	8-7	Coastal Carolina
4-13	H	W	10-2	*Duke
4-14	H	W	10-1	*Duke
4-15	H	W	6-4	*Duke
4-17	H	W	10-4	Georgia
4-18	A	L	3-9	South Carolina
4-20	H	W	3-0	*Georgia Tech
4-21	H	W	5-1	*Georgia Tech
4-22	H	L	3-5	*Georgia Tech

4-24	H	W	8-2	Western Carolina
4-25	H	L	1-2	South Carolina
4-27	H	W	6-3	*North Carolina
4-28	H	W ⁽¹⁰⁾	10-9	*North Carolina
4-29	H	L	0-4	*North Carolina
5-5	A	W	7-6	*N.C. State ⁽¹⁾
5-5	A	L	3-4	*N.C. State ⁽²⁾
5-6	A	W	10-2	*N.C. State
5-9	A	W ⁽¹¹⁾	9-6	Furman
5-12	H	W	8-1	*Virginia ⁽¹⁾
5-12	H	W	17-1	*Virginia ⁽²⁾
5-13	H	W	5-4	*Virginia
5-16	N2	L	3-7	+ Virginia
5-17	N2	W	7-6	+ North Carolina
5-18	N2	L	4-5	+ Florida State
5-25	H	W	4-1	\$ William & Mary
5-26	H	W	24-4	\$ Seton Hall
5-27	H	W	8-2	\$ Seton Hall
6-1	A	L	8-10	† Miami (FL)
6-2	A	L	6-14	† Miami (FL)

* - ACC game; % - UNLV/Coors Desert Classic; + - ACC Tournament; \$ - NCAA Clemson (SC) Regional; † - NCAA Coral Gables (FL) Super Regional; N1 - Las Vegas, NV; N2 - Fort Mill, SC

2002 (54-17 Overall; 16-8 ACC, 4th)

College World Series Participant				
Ranked #3 by Baseball America				
Ranked #3 by Collegiate Baseball				
Ranked #3 by Sports Weekly				
Head Coach: Jack Leggett (9th Season)				
Date	St	W-L	Score	Opponent
2-22	H	W	7-4	Auburn
2-23	H	W	8-5	Auburn
2-24	H	W	6-5	Auburn
3-1	A	W	14-6	College of Charleston
3-2	A	W	9-7	South Carolina
3-3	H	W ⁽¹⁰⁾	11-10	South Carolina
3-6	H	W	12-1	College of Charleston
3-8	H	W	5-3	Purdue
3-9	H	W	9-6	Purdue
3-10	H	W	4-2	Purdue
3-12	H	W	20-8	Georgia Southern
3-13	H	W	9-2	Georgia Southern
3-15	H	W	13-1	South Alabama
3-16	H	L	4-6	South Alabama
3-17	H	W	11-3	South Alabama
3-19	H	W	23-5	North Carolina-Asheville
3-21	H	W	8-0	Maine
3-22	H	W	13-0	Maine
3-23	H	W	8-3	Maine
3-26	H	W	19-1	Coastal Carolina
3-27	H	W	6-2	Coastal Carolina
3-29	H	W	13-6	*Maryland
3-30	H	W	16-7	*Maryland
3-31	H	W	7-2	*Maryland
4-2	H	W	7-1	East Tennessee State
4-3	H	W	6-4	Winthrop
4-5	H	W	6-4	*N.C. State
4-6	H	L	0-3	*N.C. State
4-7	H	W	10-2	*N.C. State
4-9	A	L	4-5	Georgia
4-10	H	W	6-5	Georgia
4-12	A	W ⁽¹⁰⁾	11-7	*North Carolina
4-13	A	W	4-2	*North Carolina
4-14	A	L	5-12	*North Carolina
4-16	H	W	13-9	Western Carolina
4-17	H	L	6-8	South Carolina
4-19	A	W	5-3	*Duke
4-20	A	W	4-1	*Duke
4-21	A	W	2-1	*Duke
4-23	H	W	18-7	Furman
4-24	A	W	4-1	South Carolina
4-26	H	L	2-4	*Wake Forest
4-27	H	W	5-3	*Wake Forest
4-28	H	W	4-0	*Wake Forest
5-4	A	W	12-9	*Georgia Tech
5-5	A	L	6-15	*Georgia Tech
5-6	A	L	0-11	*Georgia Tech
5-8	H	W	9-2	Wofford
5-9	H	L	6-8	Elon
5-11	A	W	15-4	*Virginia
5-12	A	W	15-2	*Virginia
5-13	A	W	5-3	*Virginia
5-15	A	W	12-4	Western Carolina
5-17	H	L	3-9	*Florida State
5-18	H	L	3-12	*Florida State
5-19	H	L	3-9	*Florida State
5-22	N1	W	10-0	+ Georgia Tech

5-23	N1	L	4-9	+ Florida State
5-24	N1	W	5-3	+ N.C. State
5-25	N1	W	8-6	+ Wake Forest
5-25	N1	L	1-4	+ Florida State
5-31	H	W	15-1	\$ Georgia Southern
6-1	H	W	4-2	\$ East Carolina
6-2	H	W	21-1	\$ East Carolina
6-7	H	L	6-9	† Arkansas
6-8	H	W	8-7	† Arkansas
6-9	H	W	7-4	† Arkansas
6-14	N2	W	11-10	! Nebraska
6-16	N2	W	9-7	! Georgia Tech
6-19	N2	L	4-12	! South Carolina
6-21	N2	L	2-10	! South Carolina

* - ACC game; + - ACC Tournament; \$ - NCAA Clemson (SC) Regional; † - College World Series; N1 - Saint Petersburg, FL; N2 - Omaha, NE

2003 (39-22 Overall; 15-9 ACC, T-3rd)

Head Coach: Jack Leggett (10th Season)				
Date	St	W-L	Score	Opponent
2-22	A	L	1-8	Auburn ⁽¹⁾
2-22	A	W	11-8	Auburn ⁽²⁾
2-23	A	L	3-7	Auburn
2-26	H	W ⁽⁸⁾	5-0	Charleston Southern
3-1	H	W	8-0	South Carolina
3-2	A	L	4-6	South Carolina
3-4	H	W	5-4	Winthrop
3-5	H	W	6-2	College of Charleston
3-6	H	W	6-2	^ Chukyo
3-7	H	W	2-0	Old Dominion
3-8	H	W	5-1	Old Dominion
3-9	H	W	18-2	Old Dominion
3-11	H	W	7-5	Tennessee Tech
3-12	H	W	8-0	Tennessee Tech
3-16	N1	W	11-1	Georgia Southern
3-17	N1	W	8-0	Georgia Southern
3-18	A	W	7-6	College of Charleston
3-20	H	W	8-6	Maine
3-21	H	W	7-6	Maine
3-22	H	W	11-7	Maine
3-24	H	W	21-7	Wofford
3-25	A	L	5-9	Western Carolina
3-26	H	W	7-3	Georgia
3-28	A2	L ⁽¹¹⁾	2-3	*N.C. State
3-29	A2	L	2-12	*N.C. State ⁽¹⁾
3-29	A2	W	12-10	*N.C. State ⁽²⁾
4-1	H	W	5-3	Western Carolina
4-2	A	W	4-2	South Carolina
4-4	H	W	9-4	*Virginia
4-5	H	L	1-4	*Virginia
4-6	H	W	9-2	*Virginia
4-9	H	W	4-2	South Carolina
4-11	A	W	8-4	*Florida State
4-12	A	L	2-7	*Florida State
4-13	A	L	1-8	*Florida State
4-15	H	L	1-5	Coastal Carolina
4-16	H	W	7-3	Coastal Carolina
4-19	A	L	6-9	*Maryland ⁽¹⁾
4-19	A	L	4-8	*Maryland ⁽²⁾
4-20	A	W	20-5	*Maryland
4-22	A	L	3-9	Georgia
4-23	H	W ⁽¹²⁾	6-3	East Tennessee State
4-25	H	W ⁽¹⁰⁾	9-7	*Georgia Tech
4-26	H	W	10-5	*Georgia Tech
4-27	H	W	11-3	*Georgia Tech
5-4	H	W	7-6	*Duke
5-5	H	L	6-7	*Duke
5-6	H	W	13-2	*Duke
5-7	H	L	2-11	Elon
5-8	A	L	8-10	Furman
5-10	H	L	4-9	*North Carolina
5-11	H	W ⁽¹⁰⁾	5-4	*North Carolina
5-12	H	W	5-2	*North Carolina
5-13	H	L	9-12	Furman
5-15	A	W	6-2	*Wake Forest
5-16	A	W	14-3	*Wake Forest
5-17	A	W	4-3	*Wake Forest
5-22	N3	L	2-10	+ North Carolina
5-23	N3	L	4-7	+ Duke
5-30	N4	L	8-10	\$ Ohio State
5-31	N4	W ⁽¹⁰⁾	7-6	\$ Princeton
5-31	A	L	0-15	\$ Auburn

* - ACC game; ^ - exhibition game (not counted in record); + - ACC Tournament; \$ - NCAA Auburn (AL) Regional; N1 - Charleston, SC; A2 - Kinston, NC; N3 - Salem, VA; N4 - Auburn, AL

ALL-TIME RESULTS

2004 (39-26 Overall; 14-10 ACC, T-4th)

Head Coach: Jack Leggett (11th Season)

Date	St	W-L	Score	Opponent
2-24	H	L	4-5	Charlotte
2-28	N1	W	4-0	% Georgia Southern
2-28	A	L ⁽¹¹⁾	2-3	% East Carolina
2-29	N1	W	9-0	% Georgia Southern
2-29	A	L	4-6	% East Carolina
3-3	H	W	8-5	Gardner-Webb
3-5	A	W	15-4	College of Charleston
3-6	A	L	2-5	South Carolina
3-7	H	L ⁽¹⁰⁾	7-8	South Carolina
3-10	A	W	6-0	Wofford
3-12	H	W	14-9	Auburn
3-13	H	L	4-5	Auburn
3-14	H	L	6-9	Auburn
3-16	H	W	9-4	Coastal Carolina
3-19	A	W	7-3	Texas Tech
3-20	A	L	10-13	Texas Tech
3-21	A	L	3-5	Texas Tech
3-23	H	W	10-6	Elon
3-24	H	L	1-7	Elon
3-26	H	W	13-6	*Wake Forest
3-27	H	W	7-4	*Wake Forest
3-28	H	W	6-5	*Wake Forest
3-30	A	W	6-2	Georgia
3-31	H	W	19-4	Georgia
4-2	H	W	3-2	*Maryland
4-3	H	W	9-2	*Maryland
4-4	H	W	8-2	*Maryland
4-7	H	W	9-4	South Carolina
4-9	A	L	1-5	*Virginia
4-10	A	L	3-4	*Virginia ⁽¹⁾
4-10	A	L	1-3	*Virginia ⁽²⁾
4-13	H	W	9-5	Winthrop
4-14	A	W	13-5	South Carolina
4-16	A	W	2-1	*North Carolina
4-17	A	L	0-4	*North Carolina
4-18	A	W ⁽¹⁰⁾	4-2	*North Carolina
4-20	H	W	13-4	The Citadel
4-21	H	W	8-7	Western Carolina
4-23	H	W	2-1	*N.C. State
4-24	H	W	4-3	*N.C. State
4-25	H	W	9-6	*N.C. State
5-1	H	L	6-11	*Florida State
5-2	H	L	1-10	*Florida State
5-3	H	W	18-9	*Florida State
5-5	H	W	3-2	Charleston Southern
5-7	H	W	8-5	Central Florida
5-8	H	L	4-7	Central Florida
5-9	H	L	2-3	Central Florida
5-11	H	W	16-5	Furman
5-12	H	W	19-8	College of Charleston
5-14	A	L	3-8	*Georgia Tech
5-15	A	L	3-11	*Georgia Tech
5-16	A	L	4-8	*Georgia Tech
5-20	A	W	10-1	*Duke
5-21	A	L	1-2	*Duke
5-22	A	W	9-6	*Duke
5-26	N2	W	7-6	+ North Carolina
5-27	N2	L ⁽¹³⁾	7-11	+ Georgia Tech
5-28	N2	W	12-1	+ N.C. State
5-28	N2	L	5-6	+ North Carolina
6-4	N3	W	10-6	\$ Birmingham-Southern
6-5	A	L	3-6	% Georgia
6-5	N3	W	5-4	\$ Birmingham-Southern
6-6	A	W	10-9	\$ Georgia ⁽¹⁾
6-6	A	L ⁽¹⁰⁾	6-7	\$ Georgia ⁽²⁾

* - ACC game; % - Keith LeClair Invitational; + - ACC Tournament; \$ - NCAA Athens (GA) Regional; N1 - Greenville, NC; N2 - Salem, VA; N3 - Athens, GA

2005 (43-23 Overall; 21-9 ACC, 2nd)

Ranked #13 by Collegiate Baseball

Ranked #14 by Baseball America

Ranked #16 by Sports Weekly

Head Coach: Jack Leggett (12th Season)

Date	St	W-L	Score	Opponent
2-18	N1	W	7-2	% West Virginia
2-19	A1	L	2-3	% Coastal Carolina
2-20	N1	L	0-10	% East Carolina
2-25	H	W	3-2	California-Irvine
2-26	H	W	5-4	California-Irvine
2-27	H	W	10-2	California-Irvine
3-4	A	L	5-6	Auburn
3-5	A	L	4-8	Auburn
3-6	A	W	14-3	Auburn
3-9	H	L	2-8	Winthrop
3-12	H	L	3-6	South Carolina

3-13	A	L	5-6	South Carolina
3-16	H	W	11-1	Furman
3-18	H	L	1-2	*North Carolina
3-19	H	W	9-1	*North Carolina
3-20	H	W	7-3	*North Carolina
3-22	A	W	1-0	Old Dominion
3-23	A	L	2-3	Old Dominion
3-25	A	W	14-3	*Maryland
3-26	A	W ⁽¹³⁾	6-4	*Maryland ⁽¹⁾
3-26	A	W	12-0	*Maryland ⁽²⁾
3-29	H	W	14-5	Coastal Carolina
3-30	H	W	8-1	Coastal Carolina
4-2	A	L	1-3	*Florida State
4-3	A	L	4-5	*Florida State ⁽¹⁾
4-3	A	W	7-3	*Florida State ⁽²⁾
4-5	A	L	10-11	Georgia
4-6	H	L	1-4	Georgia
4-8	H	W	9-3	*Duke
4-9	H	W	11-6	*Duke
4-10	H	W	16-6	*Duke
4-12	A	W	7-4	Western Carolina
4-13	H	W	12-2	South Carolina
4-15	H	W	13-4	*Virginia
4-16	H	W	3-2	*Virginia
4-17	H	L	2-9	*Virginia
4-19	H	W	10-1	Western Carolina
4-20	A	W	7-5	South Carolina
4-22	A	L	3-8	*N.C. State
4-23	A	W	16-9	*N.C. State
4-24	A	L	8-9	*N.C. State
4-26	H	W	9-6	Elon
4-27	H	W	7-1	Wofford
4-29	H	L	14-18	*Georgia Tech
4-30	H	W	6-5	*Georgia Tech
5-1	H	L	4-6	*Georgia Tech
5-8	A	L	7-11	*Virginia Tech
5-9	A	W	7-0	*Virginia Tech
5-10	A	W	6-2	*Virginia Tech
5-13	A	W	4-1	*Wake Forest
5-14	A	W ⁽¹¹⁾	17-14	*Wake Forest
5-15	A	W	6-5	*Wake Forest
5-17	H	W	8-5	College of Charleston
5-19	H	W	15-5	*Miami (FL)
5-20	H	W	9-2	*Miami (FL)
5-21	H	W	6-2	*Miami (FL)
5-25	N2	L	1-8	+ Virginia
5-26	N2	W	9-1	+ Miami (FL)
5-27	N2	W	5-4	+ N.C. State
5-28	N2	L	4-5	+ Virginia
6-3	H	W	12-2	\$ North Carolina A&T
6-4	H	W	6-0	\$ College of Charleston
6-5	H	W	8-3	\$ Oral Roberts
6-11	A	W	4-2	! Baylor
6-12	A	L	1-7	! Baylor
6-13	A	L	1-6	! Baylor

* - ACC game; % - Baseball at The Beach; + - ACC Tournament; \$ - NCAA Clemson (SC) Regional; ! - NCAA Waco (TX) Super Regional; N1, A1 - Myrtle Beach, SC; N2 - Jacksonville, FL

2006 (53-16 Overall; 24-6 ACC, 1st (Atlantic))

ACC Champion

College World Series Participant


Ranked #5 by Baseball America

Ranked #5 by Collegiate Baseball

Ranked #5 by Sports Weekly

Head Coach: Jack Leggett (13th Season)

Date	St	W-L	Score	Opponent
2-17	H	W	8-1	James Madison ⁽¹⁾
2-17	H	W	3-0	James Madison ⁽²⁾
2-19	H	W	6-1	James Madison
2-24	H	W	5-1	Mercer
2-26	H	L	2-3	Mercer ⁽¹⁾
2-26	H	W	9-4	Mercer ⁽²⁾
3-3	A	W	6-0	College of Charleston
3-4	A	L	2-6	South Carolina
3-5	H	W	6-4	South Carolina
3-8	H	W	10-5	William & Mary
3-10	H	W	7-2	Kansas
3-11	H	L	5-6	Kansas
3-12	H	W	4-3	Kansas
3-15	H	W	10-5	Gardner-Webb
3-17	A	L	1-2	*Virginia
3-18	A	L	2-10	*Virginia
3-19	A	L	4-7	*Virginia
3-21	H	W	5-3	Elon
3-22	H	W	7-4	Elon
3-24	H	W	9-5	*N.C. State
3-25	H	W	4-2	*N.C. State



JOSH CRIBB EARNED ALL-AMERICA HONORS IN 2006 WHEN HE HAD A 9-0 RECORD AND 3.09 ERA.

3-26	H	W	6-2	*N.C. State
3-28	A	L ⁽¹⁰⁾	11-12	Georgia
3-29	H	W	10-7	Georgia
3-31	A	W	8-6	*Miami (FL)
4-1	A	W	6-2	*Miami (FL)
4-2	A	W	14-1	*Miami (FL)
4-4	H	L	6-8	Western Carolina
4-5	A	W	3-2	South Carolina
4-7	H	W	3-1	*Maryland
4-8	H	W ⁽¹¹⁾	3-2	*Maryland
4-9	H	W	15-7	*Maryland
4-11	A	W	8-3	Western Carolina
4-12	H	W	10-5	South Carolina
4-14	A	W	7-6	*Georgia Tech
4-15	A	L	3-12	*Georgia Tech
4-16	A	L	4-22	*Georgia Tech
4-18	H	L	3-6	Winthrop
4-19	H	L	4-5	Furman
4-21	A	W	6-3	*Boston College
4-22	A	L	2-3	*Boston College ⁽¹⁾
4-22	A	W	4-1	*Boston College ⁽²⁾
4-26	H	W	10-1	Wofford
4-28	H	W	11-2	*Virginia Tech
4-29	H	W	11-4	*Virginia Tech
4-30	H	W	7-3	*Virginia Tech
5-8	A	W	7-4	*Duke ⁽¹⁾
5-8	A	W	14-0	*Duke ⁽²⁾
5-9	A	W	8-2	*Duke
5-12	H	W	9-1	*Florida State
5-13	H	W ⁽¹⁰⁾	4-3	*Florida State
5-14	H	W	11-2	*Florida State
5-16	H	W	1-0	College of Charleston
5-18	H	W	26-1	*Wake Forest
5-19	H	W	6-0	*Wake Forest
5-20	H	W	7-3	*Wake Forest
5-24	N1	W ⁽⁷⁾	13-1	+ Wake Forest
5-25	N1	W	3-2	+ Georgia Tech
5-27	N1	L ⁽¹⁰⁾	7-8	+ Georgia Tech ⁽¹⁾
5-27	N1	W	16-11	+ Georgia Tech ⁽²⁾
5-28	N1	W	8-4	+ N.C. State
6-2	H	W	3-0	\$ North Carolina-Asheville
6-3	H	W	13-3	\$ Elon
6-4	H	W	8-6	\$ Mississippi State
6-9	H	W	11-8	! Oral Roberts
6-10	H	W	6-5	! Oral Roberts
6-16	N2	W	8-4	! Georgia Tech
6-18	N2	L	0-2	! North Carolina
6-20	N2	L	6-7	! Cal State Fullerton

* - ACC game; + - ACC Tournament; \$ - NCAA Clemson (SC) Regional; ! - NCAA Clemson (SC) Super Regional; ! - College World Series; N1 - Jacksonville, FL; N2 - Omaha, NE

2007 (41-23 Overall; 18-12 ACC, 2nd (Atlantic))

Ranked #12 by Collegiate Baseball

Ranked #13 by Sports Weekly

Ranked #15 by Baseball America

Head Coach: Jack Leggett (14th Season)

Date	St	W-L	Score	Opponent
2-16	H	W	14-0	George Mason

2-17	H	L	1-5	George Mason
2-18	H	W	5-4	George Mason
2-21	H	W ⁽⁶⁾	11-3	High Point
2-23	H	W	8-3	Pacific
2-24	H	W ⁽¹¹⁾	4-3	Pacific ⁽¹⁾
2-24	H	W	5-4	Pacific ⁽²⁾
2-28	H	W	6-4	Winthrop
3-3	H	L	0-12	South Carolina
3-4	A	L	2-3	South Carolina
3-7	H	W	4-0	Coastal Carolina
3-9	H	L ⁽¹⁰⁾	4-6	Memphis
3-10	H	W	8-2	Memphis
3-11	H	W	7-2	Memphis
3-14	H	W	3-0	Georgia Southern
3-16	H	W	6-4	* Duke
3-17	H	W	7-2	* Duke
3-18	H	W	9-6	* Duke
3-20	A	L	3-6	Western Carolina
3-23	A	L	3-4	* Maryland
3-24	A	L	1-4	* Maryland
3-25	A	W	5-0	* Maryland
3-27	H	W	14-2	Gardner-Webb
3-28	H	W	15-6	Western Carolina
3-30	H	L	3-10	* Miami (FL)
3-31	H	W	4-1	* Miami (FL)
4-1	H	L	6-7	* Miami (FL)
4-3	A	W	4-2	Georgia
4-4	H	W	11-10	Georgia
4-6	A	W	6-3	* Virginia Tech
4-7	A	W	8-5	* Virginia Tech
4-8	A	W ⁽¹⁰⁾	5-2	* Virginia Tech
4-13	A	W	6-2	* Wake Forest
4-14	A	L	5-6	* Wake Forest
4-15	A	W	5-4	* Wake Forest
4-18	A	L	2-4	South Carolina
4-20	H	L	3-5	* Virginia
4-21	H	L	0-3	* Virginia
4-22	H	W	2-1	* Virginia
4-24	H	L	12-13	Elon
4-25	H	W	14-5	South Carolina
4-27	H	W ⁽¹¹⁾	3-2	* Georgia Tech
4-28	H	W	10-3	* Georgia Tech
4-29	H	L	3-6	* Georgia Tech
5-5	H	W	4-3	* Boston College
5-6	H	L	6-8	* Boston College ⁽¹⁾
5-6	H	W	7-6	* Boston College ⁽²⁾
5-8	N1	W	12-3	Wofford
5-9	H	L	3-6	Furman
5-11	A	L	1-11	* Florida State
5-12	A	W	7-6	* Florida State
5-13	A	W	11-6	* Florida State
5-15	H	W	19-7	College of Charleston
5-17	A	L	4-11	* N.C. State
5-18	A	L	5-6	* N.C. State
5-19	A	W	6-3	* N.C. State
5-23	N2	W ⁽¹³⁾	5-4	+ Miami (FL)
5-25	N2	L	2-3	+ Wake Forest
5-26	N2	W	5-1	+ Florida State
6-1	N3	W	3-2	§ Saint John's
6-3	A	W	11-8	§ Coastal Carolina

ALL-TIME RESULTS

6-4	A	W	15-3	\$ Coastal Carolina
6-8	A	L	6-8	† Mississippi State
6-9	A	L	5-8	† Mississippi State

* - ACC game; + - ACC Tournament; \$ - NCAA Myrtle Beach (SC) Regional; † - NCAA Starkville (MS) Super Regional; N1 - Greenville, SC (Fluor Field); N2 - Jacksonville, FL; N3 - Myrtle Beach, SC

2008 (31-27-1 Overall; 11-18-1 ACC, 4th (Atlantic))

Head Coach: Jack Leggett (15th Season)

Date	St	W-L	Score	Opponent
2-23	H	W	12-5	Mercer ⁽¹⁾
2-23	H	W	6-5	Mercer ⁽²⁾
2-24	H	W	10-3	Mercer
2-27	H	W	12-3	High Point
2-29	A	W	7-6	College of Charleston
3-1	A	L	1-10	South Carolina
3-2	H	L	1-5	South Carolina
3-5	H	W	9-7	Wofford
3-8	A	L	11-13	* Wake Forest
3-9	A	L	3-5	* Wake Forest ⁽¹⁾
3-9	A	W	12-11	* Wake Forest ⁽²⁾
3-11	H	W	11-10	North Carolina-Greensboro
3-12	H	W	6-5	North Carolina-Greensboro
3-14	H	L	4-6	* Boston College
3-15	H	L	6-7	* Boston College
3-16	H	W	16-2	* Boston College
3-18	H	W	9-6	Coastal Carolina
3-20	H	W	14-2	Furman
3-21	H	L	4-5	* N.C. State
3-22	H	W	3-2	* N.C. State
3-23	H	W	2-0	* N.C. State
3-25	H	W	5-4	Elon
3-26	H	W	2-1	Elon
3-28	A	W	2-1	* Maryland
3-29	A	L	3-5	* Maryland
3-30	A	W	6-2	* Maryland
4-1	A	L	3-11	Georgia
4-2	H	L	4-6	Georgia
4-4	A	L	4-6	* Miami (FL)
4-5	A	L	5-15	* Miami (FL)
4-6	A	L	6-7	* Miami (FL)
4-9	A	L	1-7	South Carolina
4-11	H	L	2-8	* North Carolina
4-12	H	L	3-4	* North Carolina
4-13	H	L	4-8	* North Carolina
4-15	H	L	2-6	Western Carolina
4-16	H	L	0-6	South Carolina
4-18	A	W	7-4	* Duke
4-19	A	L	1-10	* Duke
4-20	A	T ⁽¹⁰⁾	6-6	* Duke
4-22	A	W	6-0	Western Carolina
4-23	N1	W	12-7	Presbyterian College
4-25	H	W	13-5	* Virginia Tech
4-26	H	W	8-7	* Virginia Tech
4-27	H	W	10-2	* Virginia Tech
5-3	H	L ⁽¹⁰⁾	8-9	* Florida State
5-4	H	L	4-13	* Florida State
5-5	H	L	2-4	* Florida State
5-7	N1	W	11-5	Furman
5-9	A	L	1-5	* Georgia Tech
5-10	A	L	1-7	* Georgia Tech
5-11	A	W	16-6	* Georgia Tech
5-13	H	W	12-6	College of Charleston
5-15	A	W	9-1	Central Florida
5-16	A	W	7-3	Central Florida
5-17	A	W	8-5	Central Florida
5-21	N2	L	1-7	+ Miami (FL)
5-22	N2	L ⁽⁷⁾	0-10	+ N.C. State
5-24	N2	W	10-4	+ Georgia Tech

* - ACC game; + - ACC Tournament; N1 - Greenville, SC (Fluor Field); N2 - Jacksonville, FL

2009 (44-22 Overall; 19-11 ACC, 2nd (Atlantic))

Ranked #14 by Sports Weekly

Ranked #15 by Collegiate Baseball

Ranked #16 by Baseball America

Head Coach: Jack Leggett (16th Season)

Date	St	W-L	Score	Opponent
2-20	H	W	8-3	Charlotte
2-21	H	W	4-0	Charlotte
2-22	H	W ⁽¹⁰⁾	6-5	Charlotte
2-25	H	W	8-2	Wofford
2-28	H	L	1-3	South Carolina
3-3	H	L ⁽¹⁴⁾	2-4	Furman
3-4	H	W	17-2	North Carolina-Asheville
3-6	A	W ⁽¹⁰⁾	5-4	* North Carolina
3-7	A	L	2-5	* North Carolina
3-8	A	L	8-9	* North Carolina

3-10	H	W	15-2	Michigan State
3-11	N1	W	6-1	Michigan State
3-13	H	W	4-1	* Wake Forest ⁽¹⁾
3-13	H	W	6-1	* Wake Forest ⁽²⁾
3-15	H	W	7-3	* Wake Forest
3-17	H	W	8-0	* Presbyterian College
3-18	H	W	14-0	# South Carolina-Upstate
3-20	A	L	2-5	* Florida State
3-21	A	W ⁽¹¹⁾	8-7	* Florida State
3-22	A	L	4-7	* Florida State
3-24	H	W	5-3	Elon ⁽¹⁾
3-24	H	W	8-7	Elon ⁽²⁾
3-27	A	L	1-13	* Boston College
3-28	A	W	7-6	* Boston College ⁽¹⁾
3-28	A	W	5-3	* Boston College ⁽²⁾
3-31	A	L	5-6	Georgia
4-1	H	L	2-4	Georgia
4-3	H	W	7-3	* Duke
4-4	H	L	7-10	* Duke
4-5	H	W	10-1	* Duke
4-7	A	L	6-7	South Carolina
4-8	H	W	7-5	South Carolina
4-11	H	L	8-12	* Miami (FL) ⁽¹⁾
4-11	H	W	9-1	* Miami (FL) ⁽²⁾
4-12	H	W	9-6	* Miami (FL)
4-14	A	W	11-1	Western Carolina
4-15	H	W	13-2	Western Carolina
4-17	A	L	2-5	* Virginia Tech
4-18	A	L	3-7	* Virginia Tech
4-19	A	W	8-1	* Virginia Tech
4-21	H	W	5-3	Coastal Carolina
4-22	A	W	12-2	South Carolina
4-24	H	L	4-5	* Georgia Tech
4-25	H	W	8-5	* Georgia Tech
4-26	H	W	6-3	* Georgia Tech
5-2	H	W	11-2	* Maryland
5-3	H	W	7-4	* Maryland ⁽¹⁾
5-3	H	L	6-8	* Maryland ⁽²⁾
5-8	H	W	13-2	North Carolina-Wilmington
5-9	H	W	11-3	North Carolina-Wilmington
5-10	H	L	3-4	North Carolina-Wilmington
5-11	N1	W	8-5	Furman
5-12	H	W	5-2	College of Charleston
5-14	A	W	13-8	* N.C. State
5-15	A	W	11-5	* N.C. State
5-16	A	W	5-4	* N.C. State
5-21	N2	L	5-6	+ Virginia
5-22	N2	L	4-10	+ Duke
5-23	N2	W ⁽¹¹⁾	4-3	+ North Carolina
5-29	H	W	5-4	\$ Tennessee Tech
5-30	H	L	2-3	\$ Oklahoma State
5-31	H	W	10-0	\$ Tennessee Tech
5-31	H	W	15-1	\$ Oklahoma State
6-1	H	W	6-5	\$ Oklahoma State
6-6	A	L	4-7	† Arizona State
6-7	A	L	2-8	† Arizona State

* - ACC game; # - no-hit game; + - ACC Tournament; \$ - NCAA Clemson (SC) Regional; † - NCAA Tempe (AZ) Super Regional; N1 - Greenville, SC (Fluor Field); N2 - Durham, NC

2010 (45-25 Overall; 18-12 ACC, T-1st (Atlantic))

College World Series Participant

Ranked #4 by Collegiate Baseball

Ranked #4 by Sports Weekly

Ranked #10 by Baseball America

Head Coach: Jack Leggett (17th Season)

Date	St	W-L	Score	Opponent
2-19	H	W	11-0	# Miami (OH)
2-20	N1	W	10-2	# Michigan State
2-21	H	W	8-5	# Furman
2-26	H	W	4-3	Wright State
2-27	H	W	8-6	Wright State
2-28	H	W	12-6	Wright State
3-3	H	W ⁽¹⁰⁾	6-5	Dayton
3-5	H	W	4-3	South Carolina
3-6	N1	L	5-7	South Carolina
3-7	A	W	19-6	South Carolina
3-11	H	W	13-2	Gardner-Webb
3-13	H	W	12-7	* N.C. State ⁽¹⁾
3-13	H	W	12-6	* N.C. State ⁽²⁾
3-14	H	W	7-6	* N.C. State
3-16	A	L	10-11	Charlotte
3-17	H	W	22-6	Georgia Southern
3-19	H	W	3-0	* Virginia Tech
3-20	H	W	5-2	* Virginia Tech ⁽¹⁾
3-20	H	W	13-8	* Virginia Tech ⁽²⁾
3-23	H	L	10-15	Elon
3-24	H	L ⁽¹⁰⁾	3-4	Elon

3-26	A	L	3-4	* Virginia
3-27	A	W	8-5	* Virginia ⁽¹⁾
3-27	A	L	1-3	* Virginia ⁽²⁾
3-31	H	L ⁽¹¹⁾	3-4	Coastal Carolina
4-2	H	W	15-2	* Boston College
4-3	H	L	5-11	* Boston College
4-4	H	W	14-9	* Boston College
4-6	A	W	15-5	Georgia
4-7	H	W	14-6	Georgia
4-9	A	L	9-10	* Duke
4-10	A	W ⁽¹¹⁾	11-5	* Duke
4-11	A	L	2-7	* Duke
4-14	H	L	5-7	Western Carolina
4-16	A	L ⁽¹⁰⁾	6-8	* Georgia Tech
4-17	A	L	3-4	* Georgia Tech
4-18	A	L	3-11	* Georgia Tech
4-21	H	W	22-4	South Carolina-Upstate
4-23	H	L	3-5	* North Carolina
4-24	H	W	10-6	* North Carolina
4-25	H	L	3-4	* North Carolina
5-1	H	L	2-4	Florida Gulf Coast
5-2	H	W	9-3	Florida Gulf Coast ⁽¹⁾
5-2	H	W	7-6	Florida Gulf Coast ⁽²⁾
5-4	H	W	14-2	Florida Gulf Coast
5-7	A	W	18-6	* Maryland
5-8	A	W	12-8	* Maryland
5-9	A	W	7-5	* Maryland
5-11	N1	W	12-1	Furman
5-14	A	L	5-9	* Wake Forest
5-15	A	W	17-5	* Wake Forest
5-16	A	L	2-11	* Wake Forest
5-18	H	W	8-2	Presbyterian College
5-20	H	W	9-8	* Florida State
5-21	H	W	8-4	* Florida State
5-22	H	W	8-3	* Florida State
5-26	N2	L	8-13	+ N.C. State
5-28	N2	L	8-9	+ Virginia Tech
5-29	N2	W	9-3	+ Georgia Tech
6-4	N3	W	10-1	\$ Southern Mississippi
6-5	A	W	5-2	\$ Auburn
6-6	A	L	10-11	\$ Auburn
6-7	A	W	13-7	\$ Auburn
6-12	H	L	4-5	† Alabama
6-13	H	W	19-5	† Alabama
6-14	H	W	8-6	† Alabama
6-21	N4	W	6-3	! Arizona State
6-22	N4	W	6-4	! Oklahoma
6-25	N4	L	1-5	! South Carolina
6-26	N4	L	3-4	! South Carolina

2011 (43-20 Overall; 17-13 ACC, 2nd (Atlantic))

Ranked #16 by Sports Weekly

Ranked #21 by Baseball America

Ranked #21 by Collegiate Baseball

Head Coach: Jack Leggett (18th Season)

Date	St	W-L	Score	Opponent
2-18	H	W	14-3	Eastern Michigan
2-19	H	L	6-7	Eastern Michigan
2-20	H	W	5-1	Eastern Michigan
2-25	H	W	15-4	# Cincinnati

2-26	H	W	19-1	# Charleston Southern
2-27	N1	W	8-0	# Michigan State
3-2	H	W	5-1	Wofford
3-4	A	L	3-6	South Carolina
3-6	H	W	10-5	South Carolina
3-8	N1	L	4-5	South Carolina
3-11	H	L	0-5	* Virginia
3-12	H	L	7-8	* Virginia
3-13	H	L	6-7	* Virginia
3-16	N1	L	3-4	Presbyterian College
3-18	H	W	9-6	* Duke
3-19	H	W	16-7	* Duke
3-20	H	W	9-3	* Duke
3-22	H	W	7-2	Elon
3-23	H	W	9-2	Elon
3-25	A	L	0-6	* N.C. State
3-26	A	L	3-5	* N.C. State
3-27	A	W	7-3	* N.C. State
3-29	H	W	11-5	Georgia
4-1	A	L	3-13	* North Carolina
4-2	A	L	5-9	* North Carolina
4-3	A	L	4-5	* North Carolina
4-5	H	W ⁽¹⁰⁾	5-4	Coastal Carolina
4-6	H	W	12-3	Western Carolina
4-8	H	W	12-3	* Maryland
4-9	H	W	7-0	* Maryland
4-10	H	L	6-7	* Maryland
4-12	H	W	7-2	Presbyterian College
4-15	A	W	9-2	* Boston College
4-16	A	W	7-5	* Boston College ⁽¹⁾
4-16	A	W	9-2	* Boston College ⁽²⁾
4-20	A	W	5-2	Georgia
4-22	H	W	2-0	* Wake Forest
4-23	H	L	3-9	* Wake Forest
4-24	H	W	10-4	* Wake Forest
4-26	H	W	5-0	Furman
4-27	A	W ⁽⁸⁾	6-4	Western Carolina
4-29	H	W	4-2	* Georgia Tech
4-30	H	L	1-5	* Georgia Tech
5-1	H	W	3-1	* Georgia Tech
5-7	H	W	13-1	Gardner-Webb ⁽¹⁾
5-7	H	W	12-0	Gardner-Webb ⁽²⁾
5-8	A	W	5-1	Gardner-Webb
5-10	N1	W	5-1	Furman
5-11	H	W	8-3	East Tennessee State
5-14	A	W	7-2	* Virginia Tech ⁽¹⁾
5-14	A	W	8-3	* Virginia Tech ⁽²⁾
5-15	A	L	2-3	* Virginia Tech
5-17	H	W	19-0	Davidson
5-19	A	L	6-8	* Florida State
5-20	A	W	7-4	* Florida State
5-21	A	W	8-5	* Florida State
5-25	N2	W	9-0	+ Georgia Tech
5-26	N2	L	3-6	+ Florida State
5-28	N2	W	6-3	+ N.C. State
6-3	H	W	11-1	\$ Sacred Heart
6-4	H	W	12-7	\$ Coastal Carolina
6-5	H	L	6-7	\$ Connecticut
6-6	H	L	1-14	\$ Connecticut

* - ACC game; # - First Pitch Invitational; + - ACC Tournament; \$ - NCAA Clemson (SC) Regional; N1 - Greenville, SC (Fluor Field); N2 - Durham, NC

LAST TIME IT HAPPENED

3 Home Runs

Clemson - It had been two years since a Tiger had hit three home runs in one game, but **John Hinson** pulled the trick against South Carolina-Upstate at Doug Kingsmore Stadium on April 21, 2010 in a game the Tigers won 22-4. He went 5-for-6 with three home runs and seven RBIs in the game. He hit a solo home run in the second inning, a three-run homer in the third inning, and another three-run home run in the sixth inning.

Opponent - Georgia Tech first-baseman **Luke Murton** hit three home runs and drove in seven runs against the Tigers in the ACC Tournament at Jacksonville, FL in the second game of a doubleheader on May 27, 2006. Batting in the sixth spot in the lineup, he led off the seventh inning with a solo homer. In the eighth inning, he hit a two-run homer, then he hit a grand slam in the ninth inning. Therefore, **Murton** hit three homers in three straight innings. Clemson was victorious, however, by a score of 16-11.

4 Hits By 3 Players

Clemson - This last occurred at Maryland on April 20, 2003, exactly 18 years to the day that it happened last by a Tiger trio. **Herman Demmink** hit four singles, **Kyle Frank** went 5-for-5 with four runs and four RBIs, and **David Slevin** went 4-for-6 with five RBIs in Clemson's 20-5 victory. **Frank** also became just the third Tiger in history to register two home runs in the same inning when he did so in the second inning.

Opponent - Georgia Tech accomplished this feat for the first time by a Tiger opponent in 13 years on April 18, 2010 in Atlanta. Three Yellow Jackets had at least four hits in the 11-3 win over Clemson. **Jeff Rowland** had four hits, three RBIs, and three runs, **Tony Plagman** had four hits, two RBIs, and two runs, and **Jacob Esch** had four hits, one RBI, and two runs.

5 Hits

Clemson - **Will Lamb** went 5-for-5 with a double, three RBIs, and three runs in Clemson's 19-0 win over Davidson at Doug Kingsmore Stadium on May 17, 2011.

Opponent - Georgia Tech's **Sam Dove** went 5-for-5 with two RBIs against the Tigers at Doug Kingsmore Stadium on April 30, 2011.

5 Hits By 2 Players

Clemson - **Brooks Shumake** hit a homer and four singles and **Jimmy Key** added two doubles and three singles against Georgia Southern at Statesboro, GA on May 13, 1982 in a game Clemson won 25-5.

Opponent - South Carolina leftfielder **Derick Urquhart** had five hits, including three doubles, and catcher **Ryan Bordenick** had six hits, including two doubles and a home run, as the Gamecocks defeated Clemson 38-16 in Columbia on April 23, 1997. It was the first time since 1980 that two opposing players accomplished this feat.

Back-to-Back Home Runs

Clemson - **John Hinson** and **Richie Shaffer** hit back-to-back homers against Alabama at Doug Kingsmore Stadium on June 13, 2010. In the third inning, **Hinson** hit a one-out, solo homer. **Shaffer** followed with a solo homer in Clemson's 19-5 win.

Opponent - **Cole Leonida** and **Matt Skole** of Georgia Tech hit back-to-back solo homers to lead off the second inning in the Yellow Jackets' 8-6 win at Russ Chandler Stadium in Atlanta on April 16, 2010.

Cycle

Clemson - **Gary Burnham** performed the elusive feat at Texas-Arlington on February 18, 1995. **Burnham** had a double in the first inning, a triple in the third, walked in the fifth, struck out in the sixth, hit a three-run homer in the seventh, and completed the cycle with a single in the ninth inning. He added four RBIs and scored four runs.

Opponent - **Chris Pittaro** of North Carolina in Chapel Hill on March 21, 1981 had a double in the first, a single in the second, a home run in the third, and a triple in the sixth, along with two RBIs. North Carolina defeated the Tigers by a score of 10-7.

Grand Slam

Clemson - **Richie Shaffer** hit a grand slam with two outs in the sixth inning to help Clemson defeat Georgia 11-5 at Doug Kingsmore Stadium on March 29, 2011.

Opponent - **Tyler Kirkpatrick** of Western Carolina hit a grand slam at Doug Kingsmore Stadium on April 14, 2010. The grand slam came with no outs in the seventh inning in a game Western Carolina won 7-5.

No-Hitter

Clemson - Five Tigers combined to pitch Clemson's first no-hitter in 25 years in the Tigers' 14-0 win over South Carolina-Upstate at Doug Kingsmore Stadium on March 18, 2009. **Justin Sarratt**, **Scott Weismann**, **Kyle Deese**, **Tomas Cruz**, and **Matt Vaughn** combined to allow just two baserunners and faced one batter over the minimum.

Opponent - Auburn's **Dana Becton** and **Ken Deriso** combined to no-hit Clemson for the first time in almost 16 years when they held the Tigers hitless on March 11, 1979 at Auburn, AL. **Becton** pitched the first six innings and struck out seven batters, while **Deriso** hurled the last three innings and struck out four batters. Clemson lost the game by a score of 10-1, as the Tigers scored a run on two errors and a passed ball.

Shutout

Clemson - **Graham Stoneburner** pitched a shutout when he blanked N.C. State at Doug Kingsmore Stadium on March 23, 2008. He allowed two hits and one walk with seven strikeouts in the Tigers' 2-0 win. He allowed just one runner past first base and none past second base.

Opponent - **Cory Mazzoni** of N.C. State went the distance against Clemson at Raleigh, NC on March 25, 2011. He allowed four hits and two walks with 10 strikeouts in a game N.C. State won 6-0.

Triple Play

Clemson - Clemson completed its first triple play in 24 years against George Mason on February 26, 1995 at Doug Kingsmore Stadium. **Mark Watson** gave up a leadoff walk to **Joey Goodwin** in the fourth inning, which was followed by a single by **Ron Pennell**. **Brendan Pickett** hit a line shot to first-baseman **David Miller**, who stepped on first to double off **Pennell** and then threw to **Seth Brizek** at second, and the throw beat **Goodwin** for the third out. The Tigers won 9-3.

Opponent - **Dan Griffin**, **Matt Robinson**, and **Rick Figueredo** of Florida State combined for a triple play on March 2, 1983 in Tallahassee. After **Bob Paulling** singled and **Craig Roberson** walked to open the second inning, **Jamie Swanner** grounded to **Griffin**, who forced **Paulling** at third. **Griffin** threw to **Robinson**, forcing **Roberson** at second, and **Robinson** relayed to **Figueredo** at first for the putout on **Swanner**. The teams battled to a 3-3 tie in 10 innings.





2011 MAJOR LEAGUE TIGERS



DANIEL MOSKOS, LHP
Pittsburgh Pirates
1 MLB Season

JEFF BAKER, INF
Chicago Cubs
7 MLB Seasons

JASON BERKEN, RHP
Baltimore Orioles
3 MLB Seasons

TONY SIPP, LHP
Cleveland Indians
3 MLB Seasons

TYLER COLVIN, OF
Chicago Cubs
3 MLB Seasons

2012 CLEMSON COACHING STAFF



JACK LEGGETT
Head Coach
19th Season

DAN PEPICELLI
Assistant Head Coach
3rd Season

BRADLEY LeCROY
Assistant Coach
5th Season

MICHAEL JOHNSON
Volunteer Assistant Coach
4th Season

CLEMSON

2012 SCHEDULE

FEBRUARY

2-17	Fri.	UAB	4:00
2-18	Sat.	UAB	1:00
2-19	Sun.	UAB	1:00
2-24	Fri.	MAINE	4:00
2-25	Sat.	MAINE	4:30
2-26	Sun.	MAINE	2:00

MARCH

3-2	Fri.	# South Carolina	6:00
3-3	Sat.	at South Carolina	2:00
3-4	Sun.	SOUTH CAROLINA	2:00
3-7	Wed.	HOLY CROSS	4:00
3-9	Fri.	* NORTH CAROLINA	4:00
3-10	Sat.	* NORTH CAROLINA	2:00
3-11	Sun.	* NORTH CAROLINA	1:00
3-14	Wed.	at Western Carolina	4:00
3-16	Fri.	* BOSTON COLLEGE	6:30
3-17	Sat.	* BOSTON COLLEGE	6:30
3-18	Sun.	* BOSTON COLLEGE	12:00
3-20	Tue.	ELON	6:30
3-21	Wed.	^ Elon	5:00
3-23	Fri.	* at Virginia	6:00
3-24	Sat.	* at Virginia	1:00
3-25	Sun.	* at Virginia	1:00
3-27	Tue.	at Georgia	7:00
3-28	Wed.	PRESBYTERIAN COLLEGE	6:30
3-30	Fri.	* MIAMI (FL)	6:30
3-31	Sat.	* MIAMI (FL)	4:00

APRIL

4-1	Sun.	* MIAMI (FL)	12:00
4-3	Tue.	WINTHROP	6:30
4-4	Wed.	WESTERN CAROLINA	6:30
4-6	Fri.	* at Duke	6:00
4-7	Sat.	* at Duke	2:00
4-8	Sun.	* at Duke	1:00
4-10	Tue.	^ Furman	7:00
4-11	Wed.	GEORGIA	6:30
4-13	Fri.	* N.C. STATE	6:30
4-14	Sat.	* N.C. STATE	12:00
4-15	Sun.	* N.C. STATE	1:00
4-17	Tue.	CHARLESTON SOUTHERN	6:30
4-20	Fri.	* at Maryland	6:00
4-21	Sat.	* at Maryland	3:00
4-22	Sun.	* at Maryland	1:00
4-24	Tue.	COASTAL CAROLINA	6:30
4-27	Fri.	* at Georgia Tech	7:00
4-28	Sat.	* at Georgia Tech	6:00
4-29	Sun.	* at Georgia Tech	1:00

MAY

5-5	Sat.	COLLEGE OF CHARLESTON	6:30
5-6	Sun.	COLLEGE OF CHARLESTON	6:30
5-7	Mon.	COLLEGE OF CHARLESTON	4:00
5-8	Tue.	TENNESSEE TECH	6:30
5-12	Sat.	* FLORIDA STATE	6:30
5-13	Sun.	* FLORIDA STATE	6:30
5-14	Mon.	* FLORIDA STATE	6:00
5-15	Tue.	FURMAN	6:30
5-17	Thu.	* at Wake Forest	6:00
5-18	Fri.	* at Wake Forest	6:00
5-19	Sat.	* at Wake Forest	1:00
5-23 to 5-27		+ ACC Tournament	TBA

JUNE

6-1 to 6-4	\$ NCAA Regionals	TBA
6-8 to 6-11	\$ NCAA Super Regionals	TBA
6-16 to 6-27	! College World Series	TBA

* - ACC regular-season game; # - Charleston, SC;
 ^ - Greenville, SC (Fluor Field); + - Greensboro, NC;
 \$ - NCAA Tournament; ! - Omaha, NE; Note:

Home games in **ORANGE CAPS**; all times are PM and Eastern.

WELCOME TO A
CHAMPIONSHIP
EXPERIENCE

KEVIN BRADY
Junior Righthander

SPENCER KIEBOOM
Junior Catcher

JONATHAN MEYER
Junior Righthander

DAVID HASELDEN
Senior Righthander

SCOTT FIRTH
Junior Righthander

JOSEPH MOOREFIELD
Junior Lefthander