

2011 TIGER BASEBALL

Chris Epps
Senior Outfielder
Co-Captain

John Hinson
Junior Infielder
Co-Captain

Brad Miller
Junior Infielder
Co-Captain

CLEMSON

Phil Pohl
Junior Catcher
Co-Captain

Justin Sarratt
Graduate Righthander
Co-Captain

Jeff Schaus
Senior Outfielder
Two-Time All-ACC

**solid
orange**
IT'S ABOUT PRIDE

DOUG KINGSMORE STADIUM




Clemson has enjoyed tremendous success on the field thanks in large part to Doug Kingsmore Stadium and the support of Tiger fans. Clemson has finished in the top 10 in the nation in attendance each of the last nine seasons. Those dedicated fans have seen the Tigers win 81 percent of their home games since the facility opened in 1970.


Already one of the top baseball stadiums in the country, the facility is slated to see improvements for the players in the near future. A new three-story building, which will include a new clubhouse, baseball hall of fame, and a players' lounge among other amenities, has been targeted to be constructed behind the first-base grandstand within a few years.



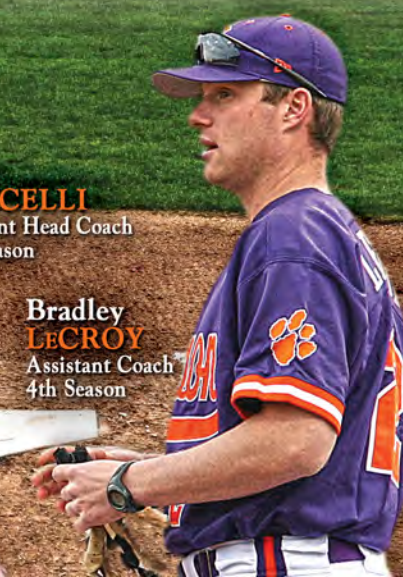
2011 CLEMSON COACHING STAFF




Jack LEGGETT
Head Coach
18th Season
2010 ABCA Region
Coach-of-the-Year



Dan PEPICELLI
Assistant Head Coach
2nd Season



Bradley LECROY
Assistant Coach
4th Season



Michael JOHNSON
Volunteer Assistant Coach
3rd Season

2011 CLEMSON BASEBALL

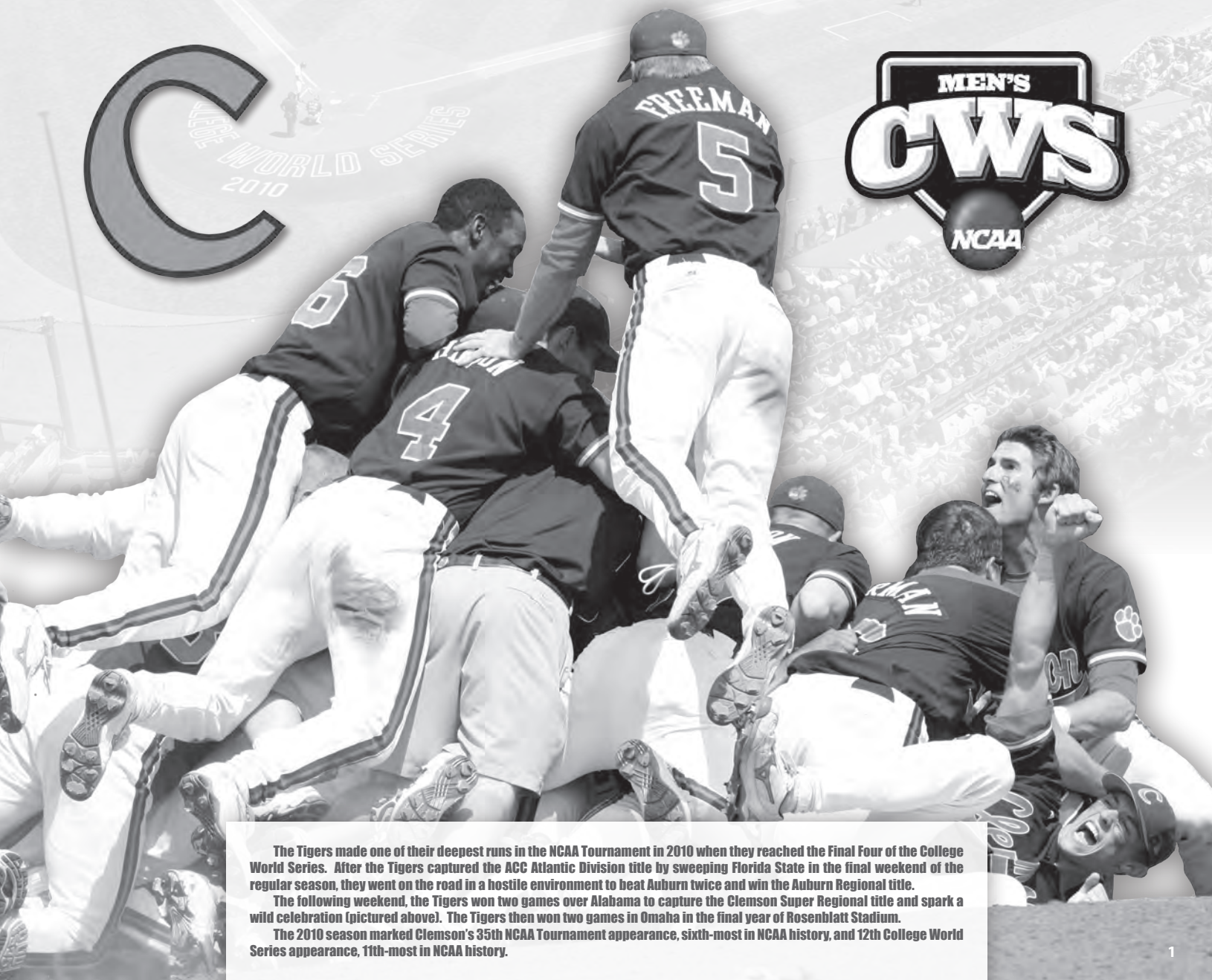
Schedule

Date	Day	Opponent	Radio/TV	Time
2-18	Fri.	Eastern Michigan	WCCP	4:00
2-19	Sat.	Eastern Michigan	WCCP	1:00
2-20	Sun.	Eastern Michigan	WCCP	1:00
2-25	Fri.	# Cincinnati	WCCP	4:00
2-26	Sat.	# Charleston Southern	WCCP	1:00
2-27	Sun.	^# Michigan State	WCCP	1:00
3-2	Wed.	Wofford	WCCP	4:00
3-4	Fri.	at South Carolina	CTSN	7:00
3-5	Sat.	^ South Carolina	CTSN	4:00
3-6	Sun.	South Carolina	CTSN	2:00
3-9	Wed.	at Western Carolina	WCCP	4:00
3-11	Fri.	* Virginia	CTSN	4:00
3-12	Sat.	* Virginia	CTSN	2:00
3-13	Sun.	* Virginia	CTSN	1:00
3-16	Wed.	^ Presbyterian College	WCCP	7:00
3-18	Fri.	* Duke	CTSN	6:30
3-19	Sat.	* Duke	CTSN	6:30
3-20	Sun.	* Duke	CTSN	1:00
3-22	Tue.	Elon	WCCP	6:30
3-23	Wed.	Elon	WCCP	6:30

3-25	Fri.	* at N.C. State	CTSN	6:30
3-26	Sat.	* at N.C. State	CTSN	6:30
3-27	Sun.	* at N.C. State	CTSN	1:00
3-29	Tue.	Georgia	CTSN	6:30
4-1	Fri.	* at North Carolina	CTSN	7:00
4-2	Sat.	* at North Carolina	CTSN	2:00
4-3	Sun.	* at North Carolina	CTSN	1:00
4-5	Tue.	Coastal Carolina	CTSN	6:30
4-6	Wed.	Western Carolina	WCCP	6:30
4-8	Fri.	* Maryland	CTSN	6:30
4-9	Sat.	* Maryland	CTSN	7:00
4-10	Sun.	* Maryland	CTSN	1:00
4-12	Tue.	Presbyterian College	WCCP	6:30
4-15	Fri.	* at Boston College	CTSN	2:30
4-16	Sat.	* at Boston College	CTSN	1:30
4-17	Sun.	* at Boston College	CTSN	1:00
4-20	Wed.	at Georgia	CTSN	7:00
4-22	Fri.	* Wake Forest	CTSN	6:30
4-23	Sat.	* Wake Forest	CTSN	6:30
4-24	Sun.	* Wake Forest	CTSN	1:00
4-26	Tue.	Furman	WCCP	6:30

4-29	Fri.	* Georgia Tech	CTSN	6:30
4-30	Sat.	* Georgia Tech	CTSN,RSN	1:00
5-1	Sun.	* Georgia Tech	CTSN	1:00
5-7	Sat.	Gardner-Webb	WCCP	2:00
5-7	Sat.	Gardner-Webb	WCCP	6:00
5-8	Sun.	at Gardner-Webb	WCCP	2:00
5-10	Tue.	^ Furman	WCCP	7:00
5-13	Fri.	* at Virginia Tech	CTSN	5:30
5-14	Sat.	* at Virginia Tech	CTSN	2:00
5-15	Sun.	* at Virginia Tech	CTSN	1:00
5-17	Tue.	Davidson	WCCP	6:30
5-19	Thu.	* at Florida State	CTSN	6:00
5-20	Fri.	* at Florida State	CTSN	6:00
5-21	Sat.	* at Florida State	CTSN,RSN	1:00

* - ACC regular-season game; # - First Pitch Invitational; ^ - Greenville, SC (Fluor Field); CTSN - Clemson Tiger Sports Network broadcast; WCCP - 104.9 FM (Clemson, SC) broadcast; RSN - Regional Sports Network telecast; Note: Home games in **bold**; all times are PM and Eastern; radio assignments subject to change based on basketball game conflicts.



The Tigers made one of their deepest runs in the NCAA Tournament in 2010 when they reached the Final Four of the College World Series. After the Tigers captured the ACC Atlantic Division title by sweeping Florida State in the final weekend of the regular season, they went on the road in a hostile environment to beat Auburn twice and win the Auburn Regional title.

The following weekend, the Tigers won two games over Alabama to capture the Clemson Super Regional title and spark a wild celebration (pictured above). The Tigers then won two games in Omaha in the final year of Rosenblatt Stadium.

The 2010 season marked Clemson's 35th NCAA Tournament appearance, sixth-most in NCAA history, and 12th College World Series appearance, 11th-most in NCAA history.



Table of Contents

Bios

Balliet, Roberta (Administrative Coordinator)	25
Cruz, Tomas (Student Assistant Coach)	24
Douglas, Bobby (Associate Director of Athletic Academic Services)	25
Hennessy, Brian (Associate SID)	25
Johnson, Michael (Volunteer Assistant Coach)	23
LeCroy, Bradley (Assistant Coach)	22
Leggett, Jack (Head Coach)	14-20
Owens, Brad (Director of Baseball Operations)	24
Pepicelli, Dan (Assistant Head Coach)	21
Players, Rookie	50,51
Players, Veteran	28-49
Seniors & Pro Signees, 2010	80,81
Wilhelm, Bill (Former Head Coach)	140

Clemson Baseball Information

Against All Competition	56,57
Bat Girls	25
Date, Record By	57
Directions to Doug Kingsmore Stadium	2
Facilities, Athletic	86
Glossary	10-13
Grounds Crew, Baseball	87
Major League Influence	93-97
Media Information	3
Omaha Challenge	92
Opponents, 2011	52-55
Outlook, 2011	7-9
Parking Map	2
Polls, 2011 Preseason	9
Pro Signees	98,99
Pro Tigers, 2010	100
Pronunciations, 2011	4
Quick Facts	6
Radio Network (Clemson Tiger Sports Network)	29
Results, 2011 Opponent All-Time Game-By-Game	58-64
Roster, 2011 Numerical & Alphabetical	4
Roster, 2011 Position	5
Roster, 2011 Radio/Television	26
Schedule, 2011	1
Seating Chart, Doug Kingsmore Stadium	2
Stadium, Doug Kingsmore	88-91
Tradition, Championship	84,85


Records

Academic Honor Roll Members, ACC	132
ACC Tournament Results	136
All-ACC Selections	131
All-Americans	127-130
Batting (Individual)	102
Batting, Fielding, & Pitching Stats, Yearly (Team)	104,105
Career (Individual)	110,111
Coaches, Head & Assistant	141
Honors (Individual)	124,125
Innings, Highest Scoring	134
Last Time It Happened	160
Leaders, Yearly	112-117
Lettermen	138,139
National Players-of-the-Year	126
NCAA Stat Rankings, Top-25	133
NCAA Tournament Results	137
No-Hitters	103
Pitching (Individual)	103
Polls, Weekly (Clemson Rankings From 1987-10)	135
Results, Season Game-By-Game	143-159
Results, Yearly	142
Season (Individual)	107-109
Stats, Individual Career (ACC Era)	118-123
Streaks, Hitting	102
Streaks, Winning	106
Team	106

Review, 2010

ACC Baseball	82
Batting, Game-By-Game (Individual)	73
Home Runs	72
Honors (Individual)	78
Notes	66,67
Pitching, Game-By-Game (Individual Career)	74-76
Polls, Final	79
Results, Game-By-Game	69
Stats, ACC Regular-Season	70
Stats, Career (2011 Players)	70
Stats, Overall	68
Stats, Postseason	71
Story	77-79
Superlatives, Team & Individual	72

The 2011 Clemson Baseball Media Guide was designed, written, and edited by Associate Sports Information Director **Brian Hennessy**. Statistical, editorial, and graphic assistance provided by **Sam Blackman, Tim Bourret, Heath Bradley, Chandler Carver, Trey McCurry, and Philip Sikes**. The four cover designs were done by **John Schaffhauser** of Canton, MS. Printing executed by Martin Printing Company of Easley, SC.



Special thanks to the late **Bob Bradley**, who served Tiger athletics for 45 years in the sports information department and provided most of the information contained in the record section. Thanks to the late **Alan Mohrmann** of Greenville, SC for statistical research.

For extra copies, send a check for \$15 to the Clemson SID office. See page 3 for mailing information.

Photo Credits

Media guide cover photos courtesy of **Rex Brown, Mark Crammer (OrangeAndWhite.com), Glenn Spake, Bob Waldrop, and Patrick Wright**. Interior photos courtesy of **Dave Arrigo, Kevin Bray, Rex Brown, Eddie Cliffe, Mark Crammer (OrangeAndWhite.com), Frankie Creel, Tommy Crumpton, Jim Graham, Stephen Green, David Lann, Dr. Mark McInnis, Dan Mendlik, Brad Newton, Todd Olszewski, Roy Philpott, Randy Rampey, Brian Schneider, Glenn Spake, Todd Van Emst, Vern Verna, Bob Waldrop, Patrick Wright, and Major League Baseball**.

Directions to Kingsmore Stadium

From Atlanta, GA

Take I-85 north to exit 14 in South Carolina. Take a left, which crosses over the interstate, onto South Carolina Highway 187 until the road runs into U.S. Highway 76 and 28. Make a left at this traffic light. *Stay on this road until the Highway 93 exit, where you will exit and take a left at the stoplight. The route runs into the campus. Stay straight until you reach the second stoplight after the tennis courts (tennis courts will be on the left). Take a left at the stoplight and then take the first right into the McFadden Building parking lot.

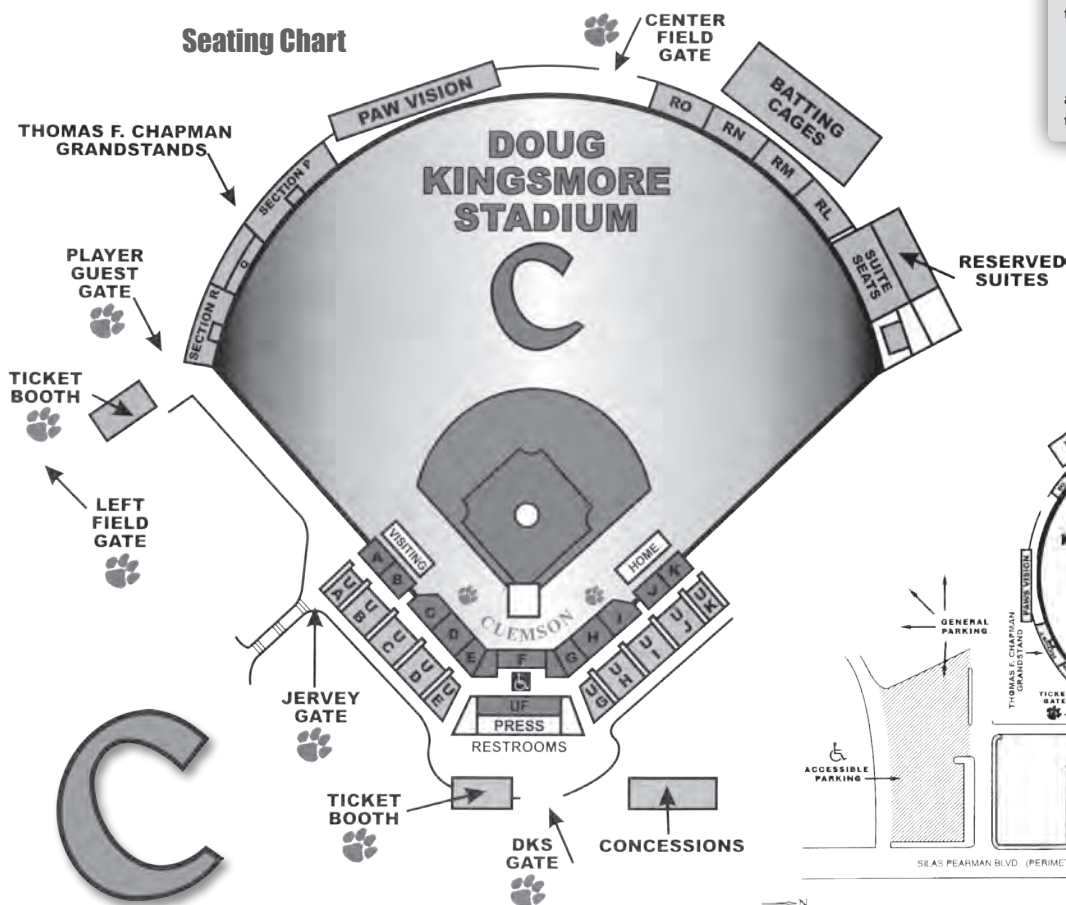
From Columbia, SC

Take I-26 west and exit onto I-385 west until it reaches I-85. Take I-85 south until it reaches exit 19-B. Take exit 19-B and follow the directions from Atlanta starting at the * symbol to arrive at the stadium.

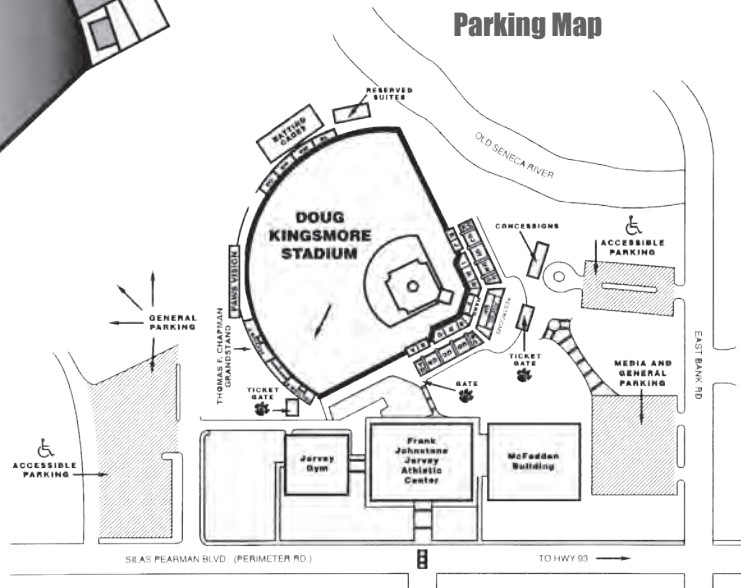
From Greenville, SC

Take I-85 south until it reaches exit 19-B. Take exit 19-B and follow the directions from Atlanta starting at the * symbol to arrive at the stadium.

Seating Chart



Parking Map



ACC Media Relations

Steve Phillips is the baseball media relations contact for the ACC office. He can be reached at (336) 851-6062 or sphillips@theacc.org.

Credentials

Members of the working press who desire a media credential to a Clemson baseball home game should contact **Brian Hennessy** in the Clemson SID office at (864) 656-1921. There is space for 13 writers in the press box in the Doug Kingsmore Stadium press areas, plus booths for each team's radio network. Season credentials and credentials on a game-by-game basis are issued. Members of the media must request a pass at least one day prior to each game/series to ensure admittance.

Email Distribution List

Notes, stats, stories, and other information are emailed out on a series basis from the Clemson SID office. Contact **Brian Hennessy** (bhennes@clemson.edu) to be put on the email list.

Internet/Telephone Services

The press box features the most up-to-date phone and wireless internet services.

Leggett Availability

The best time to reach Head Coach **Jack Leggett** is weekday mornings. Please contact **Brian Hennessy** at (864) 656-1921 to set up an interview with **Leggett**.



Parking

Members of the media are requested to park in the McFadden Building parking lot, located on the hill above the stadium (behind home plate). The lot is reserved for media members with a parking pass, however, there are limited spaces. There is also parking available beyond the outfield fence and in Memorial Stadium's west endzone parking lot.

Photographer Positions

Television-camera persons are allowed to film from the television booth in the press box when there is not a live telecast or webcast. There are also patio areas on both sides of the press box that are available for filming. Positions are on a first-come, first-serve basis. Still photographers are allowed on the playing field, but only in "lined-off" areas near each dugout. Those positions are also on a first-come, first-serve basis.

Player Availability

Player interviews are conducted before a particular practice on days when the team does not have a game. Please notify **Brian Hennessy** if you plan to attend practice. If attendance at practice is not possible, the SID office can set up a phone interview. Campus and cell phone numbers for players will not be provided.

Postgame Interviews

Postgame interviews take place outside the dugout of each team. A member of the Clemson SID office will retrieve requested Tiger players from the locker room. The locker room is closed to the media. Please see the opponent's SID for its postgame interview procedure.

Postgame Stats

A final boxscore is provided for all home games at Doug Kingsmore Stadium. A typed play-by-play is also available upon request. A final boxscore (PDF) and game story is emailed within one hour of the conclusion of each home game. For any other requests, please see **Brian Hennessy** or another member of the Clemson SID staff prior to the conclusion of the game.

Press Entrance

Enter the stadium at the gate behind home plate or near the left-field foul pole. Behind the stadium, the facility has an elevator and stairs leading up to the press box.

SID Contact Information

Jervey Athletic Center
100 Perimeter Road
P.O. Box 31
Clemson, SC 29633

Office Phone Number: (864) 656-2114

Fax Number: (864) 656-0299

Press Box Phone Number: (864) 656-7731

Website

Clemson boxscores, releases, statistics, bios, live stats, and other items are all available on the internet. Find us at ClemsonTigers.com. Statistics are updated following every game. Game notes are also provided in PDF format.

Will-Call

Press will-call is located at the entrance next to the left-field foul pole.



Clemson SID Staff



Tim Bourret
Assistant AD, Sports Information
Office - (864) 656-1926
Email - tbimoth@clemson.edu



Sam Blackman
Senior Associate SID
Office - (864) 656-1924
Email - blackmj@clemson.edu



Brian Hennessy
Associate SID, Baseball
Office - (864) 656-1921
Email - bhennes@clemson.edu



Philip Sikes
Associate SID
Office - (864) 656-1985
Email - phillips@clemson.edu



Jeff Kallin
Assistant SID
Office - (864) 656-1920
Email - jkallin@clemson.edu



Libby Kehn
Webmaster & Assistant SID
Office - (864) 656-4218
Email - elizabk@clemson.edu



Chandler Carver
SID Graduate Assistant, Baseball
Office - (864) 656-2114
Email - mcarver@clemson.edu



2011 Clemson Roster

Numerical

#	Player	Pos.	B-T	Hgt	Wgt	Cl.	Exp.	Hometown	Previous School
1	Dominic Attanasio	OF	L-L	5-7	150	Fr.	HS	Windermere, FL	Olympia HS
2	Jason Stolz	INF	R-R	6-2	200	Jr.	2VL	Marietta, GA	Kell HS
3	Jeff Schaus	OF	L-R	6-1	205	Sr.	3VL	Naples, FL	Barron Collier HS
4	John Hinson	INF	L-R	6-1	180	*Fr.	2VL	Asheville, NC	A.C. Reynolds HS
5	Joe Costigan	OF	L-R	5-10	200	Fr.	HS	Naples, FL	Barron Collier HS
6	Dominic Leone	RHP	R-R	5-11	185	So.	1VL	Norwich, CT	Norwich Free Academy
8	Richie Shaffer	1B/3B	R-R	6-3	205	So.	1VL	Charlotte, NC	Providence Senior HS
9	Phil Pohl	C	R-R	5-11	210	Jr.	2VL	Cooperstown, NY	Cooperstown Central HS
10	Mike Dunster	INF	L-R	5-9	170	Fr.	HS	Greenwich, CT	Greenwich HS
12	Jon McGibbon	1B/OF	L-L	6-1	210	Fr.	HS	Lindenhurst, NY	Lindenhurst Senior HS
13	Brad Miller	INF	L-R	6-1	185	Jr.	2VL	Windermere, FL	Olympia HS
15	Mike Kent	RHP	R-R	6-0	205	So.	1VL	Springfield, VA	West Springfield HS
16	Jake Fletcher	C	R-R	5-10	160	Fr.	HS	Thomasville, GA	Thomasville HS
17	Steve Wilkerson	INF	S-R	6-1	195	Fr.	HS	Roswell, GA	Pope HS
18	Addison Johnson	OF/LHP	L-L	5-7	175	*Sr.	3VL	Pfafftown, NC	North Forsyth Senior HS
19	Kevin Brady	RHP	L-R	6-3	205	*So.	2VL	Gaithersburg, MD	Gaithersburg HS
20	Scott Firth	RHP	R-R	6-0	165	So.	1VL	Buffalo Grove, IL	Adlai E. Stevenson School
21	Kevin Pohle	RHP	R-R	6-3	170	Fr.	HS	Saint Louis, MO	Parkway South Senior HS
22	Spencer Kieboom	C	R-R	6-0	210	So.	1VL	Marietta, GA	Walton HS
23	Justin Sarratt	RHP	R-R	5-9	170	*Gr.	4VL	Gaffney, SC	Gaffney Senior HS
25	Jon Surber	RHP/INF	R-R	6-3	195	Fr.	HS	Lisle, IL	Lisle Senior HS
26	Chris Epps	OF	L-R	6-1	195	Sr.	3VL	Stone Mountain, GA	Dunwoody HS
28	Jonathan Meyer	RHP	R-R	6-0	165	So.	1VL	San Diego, CA	Cathedral Catholic HS
29	David Haselden	RHP	R-R	6-4	240	Jr.	2VL	Spartanburg, SC	Spartanburg HS
30	Will Lamb	OF/LHP/1B	L-L	6-6	175	Jr.	2VL	Seaford, VA	York HS
33	Scott Weismann	RHP	R-R	6-0	190	Jr.	2VL	Boxborough, MA	Acton-Boxborough Regional HS
36	Matt Campbell	RHP	R-R	5-10	165	Fr.	HS	Alpharetta, GA	Northview HS
37	Kevin Caughman	INF	R-R	5-11	165	*Fr.	RS	Martinez, GA	Evans HS
39	Alex Frederick	RHP	R-R	5-10	170	*Sr.	2VL	Lagrangeville, NY	Dutchess CC
42	Clay Bates	RHP	R-R	5-11	170	Fr.	HS	Rock Hill, SC	Northwestern HS
47	Marcus Curry	C	R-R	5-8	205	*Fr.	RS	Nichols, SC	Green Sea Floyds HS
48	Jay Cox	OF	R-R	5-9	165	*Sr.	SQ	Belton, SC	Florence-Darlington Technical College
51	Joseph Moorefield	LHP	L-L	6-1	205	*So.	1VL	Woodruff, SC	James F. Byrnes HS

* - spent one season as a red-shirt player

Head Coach:

Assistant Head Coach:

Assistant Coach:

Volunteer Assistant Coach:

Student Assistant Coach:

Director of Baseball Operations:

Athletic Trainer:

Student Equipment Managers:

Strength & Conditioning Coach:

Field Manager:

Sports Information Contact:

- 7 Jack Leggett (18th season • Maine '76)
- 24 Dan Pepicelli (2nd season • SUNY Cortland '90)
- 11 Bradley LeCroy (^4th season • Clemson '01)
- 31 Michael Johnson (3rd season • Clemson '08)
- 44 Tomas Cruz (Sr. • Amarillo, TX)
- Brad Owens (4th season • Anderson (SC) '06)
- Travis Johnston (3rd season • Clemson '01)
- Nate Johnson (Sr. • Essex Junction, VT)
- Jacob Turner (Sr. • Seneca, SC)
- Chris Coode (So. • Nashville, TN)
- Dennis Love (2nd season • Catawba '00)
- Mike Echols (10th season • Clemson '85)
- Brian Hennessy (13th season • Clemson '98)


^ - includes three years (2003-05) as an assistant coach

Alphabetical

#	Player	Pos.	Cl.
1	Dominic Attanasio	OF	Fr.
42	Clay Bates	RHP	Fr.
19	Kevin Brady	RHP	*So.
36	Matt Campbell	RHP	Fr.
37	Kevin Caughman	INF	*Fr.
5	Joe Costigan	OF	Fr.
48	Jay Cox	OF	*Sr.
47	Marcus Curry	C	*Fr.
10	Mike Dunster	INF	Fr.
26	Chris Epps	OF	Sr.
20	Scott Firth	RHP	So.
16	Jake Fletcher	C	Fr.
39	Alex Frederick	RHP	*Sr.
29	David Haselden	RHP	Jr.
4	John Hinson	INF	*Jr.
18	Addison Johnson	OF/LHP	*Sr.
15	Mike Kent	RHP	So.
22	Spencer Kieboom	C	So.
30	Will Lamb	OF/LHP/1B	Jr.
6	Dominic Leone	RHP	So.
12	Jon McGibbon	1B/OF	Fr.
28	Jonathan Meyer	RHP	So.
13	Brad Miller	INF	Jr.
51	Joseph Moorefield	LHP	*So.
9	Phil Pohl	C	Jr.
21	Kevin Pohle	RHP	Fr.
23	Justin Sarratt	RHP	*Gr.
3	Jeff Schaus	OF	Sr.
8	Richie Shaffer	1B/3B	So.
2	Jason Stolz	INF	Jr.
25	Jon Surber	RHP/INF	Fr.
33	Scott Weismann	RHP	Jr.
17	Steve Wilkerson	INF	Fr.

Pronunciations

#	Player	Pronunciation
1	Dominic Attanasio	a-tuh-NA-zee-oh
	Chris Coode	KOHD
44	Tomas Cruz	TAH-muhs
22	Spencer Kieboom	KEE-boom
11	Bradley LeCroy	luh-CROY
6	Dominic Leone	lee-OHN
24	Dan Pepicelli	peh-pih-SEH-lee
21	Kevin Pohle	POHL-ee
23	Justin Sarratt	suh-RAT
2	Jason Stolz	STOHLTS



Catchers

#	Player	Pos.	B-T	Hgt	Wgt	Cl.	Exp.	Hometown	Previous School
47	Marcus Curry	C	R-R	5-8	205	*Fr.	RS	Nichols, SC	Green Sea Floyds HS
16	Jake Fletcher	C	R-R	5-10	160	Fr.	HS	Thomasville, GA	Thomasville HS
22	Spencer Kieboom	C	R-R	6-0	210	So.	1VL	Marietta, GA	Walton HS
9	Phil Pohl	C	R-R	5-11	210	Jr.	2VL	Cooperstown, NY	Cooperstown Central HS

* - spent one season as a red-shirt player

Infielders

#	Player	Pos.	B-T	Hgt	Wgt	Cl.	Exp.	Hometown	Previous School
37	Kevin Caughman	INF	R-R	5-11	165	*Fr.	RS	Martinez, GA	Evans HS
10	Mike Dunster	INF	L-R	5-9	170	Fr.	HS	Greenwich, CT	Greenwich HS
4	John Hinson	INF	L-R	6-1	180	*Jr.	2VL	Asheville, NC	A.C. Reynolds HS
12	Jon McGibbon	1B/OF	L-L	6-1	210	Fr.	HS	Lindenhurst, NY	Lindenhurst Senior HS
13	Brad Miller	INF	L-R	6-1	185	Jr.	2VL	Windermere, FL	Olympia HS
8	Richie Shaffer	1B/3B	R-R	6-3	205	So.	1VL	Charlotte, NC	Providence Senior HS
2	Jason Stolz	INF	R-R	6-2	200	Jr.	2VL	Marietta, GA	Kell HS
17	Steve Wilkerson	INF	S-R	6-1	195	Fr.	HS	Roswell, GA	Pope HS

* - spent one season as a red-shirt player

Outfielders

#	Player	Pos.	B-T	Hgt	Wgt	Cl.	Exp.	Hometown	Previous School
1	Dominic Attanasio	OF	L-L	5-7	150	Fr.	HS	Windermere, FL	Olympia HS
5	Joe Costigan	OF	L-R	5-10	200	Fr.	HS	Naples, FL	Barron Collier HS
48	Jay Cox	OF	R-R	5-9	165	*Sr.	SQ	Belton, SC	Florence-Darlington Technical College
26	Chris Epps	OF	L-R	6-1	195	Sr.	3VL	Stone Mountain, GA	Dunwoody HS
18	Addison Johnson	OF/LHP	L-L	5-7	175	*Sr.	3VL	Pfafftown, NC	North Forsyth Senior HS
30	Will Lamb	OF/LHP/1B	L-L	6-6	175	Jr.	2VL	Seaford, VA	York HS
3	Jeff Schaus	OF	L-R	6-1	205	Sr.	3VL	Naples, FL	Barron Collier HS

* - spent one season as a red-shirt player

Pitchers

#	Player	Pos.	B-T	Hgt	Wgt	Cl.	Exp.	Hometown	Previous School
42	Clay Bates	RHP	R-R	5-11	170	Fr.	HS	Rock Hill, SC	Northwestern HS
19	Kevin Brady	RHP	L-R	6-3	205	*So.	2VL	Gaithersburg, MD	Gaithersburg HS
36	Matt Campbell	RHP	R-R	5-10	165	Fr.	HS	Alpharetta, GA	Northview HS
20	Scott Firth	RHP	R-R	6-0	165	So.	1VL	Buffalo Grove, IL	Adlai E. Stevenson School
39	Alex Frederick	RHP	R-R	5-10	170	*Sr.	2VL	Lagrangeville, NY	Dutchess CC
29	David Haselden	RHP	R-R	6-4	240	Jr.	2VL	Spartanburg, SC	Spartanburg HS
15	Mike Kent	RHP	R-R	6-0	205	So.	1VL	Springfield, VA	West Springfield HS
6	Dominic Leone	RHP	R-R	5-11	185	So.	1VL	Norwich, CT	Norwich Free Academy
28	Jonathan Meyer	RHP	R-R	6-0	165	So.	1VL	San Diego, CA	Cathedral Catholic HS
51	Joseph Moorefield	LHP	L-L	6-1	205	*So.	1VL	Woodruff, SC	James F. Byrnes HS
21	Kevin Pohle	RHP	R-R	6-3	170	Fr.	HS	Saint Louis, MO	Parkway South Senior HS
23	Justin Sarratt	RHP	R-R	5-9	170	*Gr.	4VL	Gaffney, SC	Gaffney Senior HS
25	Jon Surber	RHP/INF	R-R	6-3	195	Fr.	HS	Lisle, IL	Lisle Senior HS
33	Scott Weismann	RHP	R-R	6-0	190	Jr.	2VL	Boxborough, MA	Acton-Boxborough Regional HS

* - spent one season as a red-shirt player

Players By State

Georgia (7)

36	Matt Campbell	Alpharetta
37	Kevin Caughman	Martinez
26	Chris Epps	Stone Mountain
16	Jake Fletcher	Thomasville
22	Spencer Kieboom	Marietta
2	Jason Stolz	Marietta
17	Steve Wilkerson	Roswell

South Carolina (6)

42	Clay Bates	Rock Hill
48	Jay Cox	Belton
47	Marcus Curry	Nichols
29	David Haselden	Spartanburg
51	Joseph Moorefield	Woodruff
23	Justin Sarratt	Gaffney

Florida (4)

1	Dominic Attanasio	Windermere
5	Joe Costigan	Naples
13	Brad Miller	Windermere
3	Jeff Schaus	Naples

New York (3)

39	Alex Frederick	Lagrangeville
12	Jon McGibbon	Lindenhurst
9	Phil Pohl	Cooperstown

North Carolina (3)

4	John Hinson	Asheville
18	Addison Johnson	Pfafftown
8	Richie Shaffer	Charlotte

Connecticut (2)

10	Mike Dunster	Greenwich
6	Dominic Leone	Norwich

Illinois (2)

20	Scott Firth	Buffalo Grove
25	Jon Surber	Lisle

Virginia (2)

15	Mike Kent	Springfield
30	Will Lamb	Seaford

California (1)

28	Jonathan Meyer	San Diego
----	----------------	-----------

Maryland (1)

19	Kevin Brady	Gaithersburg
----	-------------	--------------

Massachusetts (1)

33	Scott Weismann	Boxborough
----	----------------	------------

Missouri (1)

21	Kevin Pohle	Saint Louis
----	-------------	-------------





2011 Quick Facts

General Information

Institution:.....Clemson University
Nickname:.....Tigers
Location:.....Clemson, SC 29633
Colors:.....Clemson Orange & Regalia
Founded:.....1889
Enrollment:.....19,111
President:.....**James F. Barker** (Clemson '70)
Athletic Director:.....**Dr. Terry Don Phillips** (Arkansas '70)
.....Office Phone - (864) 656-1935
.....Email - pterry@clemson.edu
Conference:.....Atlantic Coast (Atlantic Division)
Stadium (Capacity):.....Doug Kingsmore Stadium (Natural Grass) (6,346)
Field Dimensions:.....LL - 320, LC - 370, C - 400, RC - 370, RL - 330
Press Box Phone Number:.....(864) 656-7731
Ticket Office Phone Number:.....(864) 656-2118 or 1-800-CLEMSON

Baseball Staff


Head Coach:.....**Jack Leggett** (Maine '76)
Record at Clemson:.....769-356-1 (17 seasons)
Overall Record:.....1146-646-1 (31 seasons)
.....Office Phone - (864) 656-1947
Best Time to Contact Leggett:.....9:00 AM - 11:00 AM weekdays
Assistant Head Coach:.....**Dan Pepicelli** (SUNY Cortland '90)
.....Office Phone - (864) 656-1948
Assistant Coach & Recruiting Coordinator:.....**Bradley LeCroy** (Clemson '01)
.....Office Phone - (864) 656-1950
Volunteer Assistant Coach:.....**Michael Johnson** (Clemson '08)
.....Office Phone - (864) 656-1689
Student Assistant Coach:.....**Tomas Cruz** (Sr. • Amarillo, TX)
Director of Baseball Operations:.....**Brad Owens** (Anderson (SC) '06)
.....Office Phone - (864) 656-1691
Administrative Coordinator:.....**Roberta Balliet**
.....Office Phone - (864) 656-1940
.....Email - rballet@clemson.edu
Athletic Trainer:.....**Travis Johnston** (Clemson '01)
Student Equipment Managers:.....**Nate Johnson** (Sr. • Essex Junction, VT),
.....**Jacob Turner** (Sr. • Seneca, SC),
.....**Chris CooDe** (So. • Nashville, TN)
Strength & Conditioning Coach:.....**Dennis Love** (Catawba '00)
Supervisor of Athletic Facilities:.....**Matt Money** (Clemson '01)
Supervisor of Athletic Grounds:.....**Mike Echols** (Clemson '85)

SID Information

Office Phone:.....(864) 656-2114
Fax Number:.....(864) 656-0299
Mailing Address:.....P.O. Box 31; Clemson, SC 29633
Overnight Address:.....Jervy Athletic Center; 100 Perimeter Road; Clemson, SC 29633
Website:.....ClemsonTigers.com
Assistant Athletic Director/Sports Information Director:.....**Tim Bourret** (Notre Dame '77)
.....Office Phone - (864) 656-1926
.....Home Phone - (864) 888-3490
.....Cell Phone - (864) 356-3791
.....Email - btimoth@clemson.edu
Senior Associate SID:.....**Sam Blackman** (Clemson '85)
.....Office Phone - (864) 656-1924
.....Cell Phone - (864) 982-6100
.....Email - blackmj@clemson.edu
Associate SID & Baseball Contact:.....**Brian Hennessy** (Clemson '98)
.....Office Phone - (864) 656-1921
.....Cell Phone - (864) 986-9046
.....Email - bhennes@clemson.edu
Associate SID:.....**Philip Sikes** (Clemson '02)
.....Office Phone - (864) 656-1985
.....Email - phillips@clemson.edu
Assistant SID:.....**Jeff Kallin** (Clemson '07)
.....Office Phone - (864) 656-1920
.....Email - jkallin@clemson.edu
Webmaster & Assistant SID:.....**Libby Kehn** (Clemson '02)
.....Office Phone - (864) 656-4218
.....Email - elizabk@clemson.edu
SID Graduate Assistants:.....**Heath Bradley** (Clemson '10),
.....**Chandler Carver** (Clemson '10),
.....**William Qualkinbush** (Clemson '10)
SID Student Assistants:.....**Leah Carver** (Jr. • Greenville, SC), **Chelsea Earle** (Sr. • Florence, NJ),
.....**Alison Lanning** (So. • Rock Hill, SC), **Kathryn McGinn** (Fr. • Longboat Key, FL),
.....**Maddie McGlone** (Jr. • Charlotte, NC), **Tara Shores** (Jr. • Rock Hill, SC), **Davis Simpson** (Jr. • Easley, SC)
Official Scorer:.....**Sack Bagley** (Southern Wesleyan '72)

2011 Team Information

Lettermen Returning:.....20
Lettermen Lost:.....8
2010 Starting Position Players Returning (4):.....**John Hinson** (3B), **Brad Miller** (SS),
.....**Jeff Schaus** (LF), **Richie Shaffer** (1B)
2010 Starting Position Players Lost (4):.....**Wilson Boyd** (CF/DH), **Mike Freeman** (2B),
.....**John Nester** (C), **Kyle Parker** (RF)
2010 Starting Pitchers Returning (3):.....**Will Lamb** (L), **Dominic Leone** (R), **Scott Weismann** (R)
2010 Starting Pitchers Lost (1):.....**Casey Harman** (L)
All-Americans Returning (0)



John Hinson is Clemson's returning leader in home runs (17) and stolen bases (25) from the 2010 season.

All-Americans Lost (1):.....**Kyle Parker** (OF)
All-ACC Players Returning (1):.....**Jeff Schaus** (OF)
All-ACC Players Lost (2):.....**Mike Freeman** (2B), **Kyle Parker** (OF)

Returning Leaders

Batting Average:.....**Brad Miller** (.357)
Games:.....**Jeff Schaus** (70)
Runs:.....**Brad Miller** (71)
Hits:.....**Jeff Schaus** (91)
Doubles:.....**Brad Miller** (19)
Home Runs:.....**John Hinson** (17)
RBIs:.....**Jeff Schaus** (87)
Stolen Bases:.....**John Hinson** (25)
ERA:.....**Scott Firth** (3.58)
Wins:.....**Scott Weismann** (9)
Appearances:.....**Alex Frederick** (33)
Saves:.....**Alex Frederick** (4)
Innings Pitched:.....**Scott Weismann** (97.1)
Strikeouts:.....**Scott Weismann** (73)

2010 Review

Record:.....45-25 Overall, 29-9 Home, 10-11 Away, 6-5 Neutral
ACC Regular-Season Record (finish):.....18-12 (T-1st in Atlantic)
ACC Tournament Record (finish):.....1-2 (T-5th)
NCAA Tournament Record:.....3-1 in Auburn (AL) Regional,
.....2-1 in Clemson (SC) Super Regional,
.....2-2 in College World Series
Final Rankings:.....#4 by **Collegiate Baseball**, #4 by **Sports Weekly**, #10 by **Baseball America**
Highest Rankings:.....#4 by **Collegiate Baseball** (Final), #4 by **Sports Weekly** (Final),
.....#10 by **Baseball America** (Final)
Record vs. Top-25 Ranked Teams:.....13-12

2010 Top-25 NCAA Stat Rankings

Team	Category	Stat	Rank
Clemson	Double Plays	81	2
Clemson	Walks	375	3
Clemson	Runs	600	5
Clemson	Sacrifice Flies	42	T-5
Clemson	DP/Game	1.16	6
Clemson	Hits	764	8
Clemson	Home Runs	93	T-15
Clemson	R/Game	8.6	19
Clemson	Stolen Bases	106	T-25

Individual	Category	Stat	Rank
Jeff Schaus	RBIs	87	4
Kyle Parker	Runs	85	5
Kyle Parker	Walks	56	T-15
Mike Freeman	Hits	99	T-19
Kyle Parker	R/Game	1.27	22
Brad Miller	Walks	50	T-23
Mike Freeman	Sacrifice Flies	7	T-25
Kyle Parker	Home Runs	20	T-25

Overview

After advancing to the Final Four of the College World Series in 2010, many of the key players who helped Clemson reach the mecca of college baseball return for the 2011 season. The Tigers are coming off their sixth College World Series appearance in 17 seasons under Head Coach **Jack Leggett**.

"I'm really excited about the upcoming season," said Leggett. "We have a strong group of veterans coming back. We lost some good players from last year, but at the same time, I think we'll be able to try to send the reinforcements in there and see what they are capable of doing."

"I'm excited about our offense. I'm excited about some of our players who are going to step up in the pitching department. We have some depth, some good attitudes, and some good athletes. So I feel confident with what we have coming into the year."

Leggett, who has taken the Tigers to the NCAA Tournament in 16 of his first 17 seasons, has amassed 769 wins at Clemson, seventh-most in the nation during that span. That is more victories than the likes of Texas, Georgia Tech, Arizona State, South Carolina, and North Carolina.

Only four of the eight position starters return from a year ago, but many of the spots vacated by starters Wilson Boyd, Mike Freeman, John Nester, and Kyle Parker will be filled by veterans with previous starting experience. Leggett will also count on a talented group of freshmen along with the 20 returning lettermen.

"I think we'll bring the freshmen along slowly," continued Leggett. "Some of them will be working their way into the lineup or onto the mound. But at the same time, a lot of the players coming back have the experience that it takes to get back to Omaha and play within this conference. They'll still get a lot of opportunities to show what they can do in the beginning."

The pitching staff, under the leadership of Assistant Head Coach **Dan Pepicelli**, lost its Friday starter (Casey Harman) to the Major League draft, but every other Tiger who started a game on the mound in 2010 returns in 2011.

Clemson also welcomes back a familiar face in Assistant Coach and Recruiting Coordinator **Bradley LeCroy**. The former Tiger utility player (1997-00) served as Clemson's volunteer assistant coach from 2003-05. He was an assistant coach at Western Carolina (2006,07) and Tennessee (2008-10) before getting the call to return to his alma mater during the offseason.

Michael Johnson returns for his third year as Clemson's volunteer assistant coach, while former Tiger right-hander **Tomas Cruz** (2009,10) will serve as a student assistant coach in 2011. The five-man staff has one goal in mind for 2011.



The Tigers will play four games at Fluor Field in Greenville, SC in 2011. Clemson has a 7-1 record at Fluor Field since its first game there in 2007.

"We all had a taste of Omaha last year, and when you get a taste of it, you want more," added Leggett, who will lead the Tigers in their 23rd straight season with a pre-season top-25 ranking, as Clemson is ranked #4 in the **Collegiate Baseball** preseason poll. "We'd love to go back and put a bid in to see who can win the whole thing in the new stadium. But we have some work to do, and we have to continue to get better every day. We're taking it one day at a time and not getting too far ahead of ourselves."

The 2011 schedule features 32 home games, 24 games against 2010 NCAA Tournament teams, and four games at Fluor Field in Greenville, SC. Starting with a three-game series against South Carolina from March 4-6, the Tigers will play 15 games against teams that played in the 2010 NCAA Tournament over a 21-game stretch. The top-eight teams in the ACC standings will play in the ACC Tournament at Durham (NC) Bulls Athletic Park from May 25-29. It will be the seventh time the ACC Tournament is held in Durham.

Catchers

Clemson has two catchers on its 2011 roster with previous collegiate experience. Junior co-captain **Phil Pohl** (Cooperstown, NY) started 17 games behind the plate in 2010 and hit .212 with a homer and 19 RBIs in 66 at-bats. A reason for his high RBI total relative to his at-bats was the fact that he was 4-for-6 with a grand slam, two doubles, and 14 RBIs with the bases loaded. Pohl will be counted on for his leadership as one of the most respected players on the team.

Also in the mix to start behind the plate is sophomore **Spencer Kieboom** (Marietta, GA). He was the third-string catcher most of the 2010 season until he made the most of his opportunity to start in the postseason. He started all 11 games in the 2010 NCAA Tournament and had several key hits to lead Clemson to victory. Kieboom, who was 15-for-57 (.263) in 30 games (13 starts) in 2010, possesses an outstanding arm that will help the Tiger pitching staff hold opponent running games at bay.

Two freshmen will compete for innings at catcher in 2011. **Marcus Curry** (Nichols, SC) red-shirted in 2010 after lettering four times at Green Sea Floyds High School. **Jake Fletcher** (Thomasville, GA) was an all-state selection as a senior at Thomasville High School.

Catchers

#	Player	B-T	Cl.	BA	HR	RBI
47	Marcus Curry	R-R	*Fr.	----	--	--
16	Jake Fletcher	R-R	Fr.	----	--	--
22	Spencer Kieboom	R-R	So.	.263	0	10
9	Phil Pohl	R-R	Jr.	.212	1	19


* - spent one season as a red-shirt player; Note: Stats are from the 2010 season.

Infielders


Three of the four spots in the infield will have a returning starter from a season ago. Junior co-captain **John Hinson** (Asheville, NC) burst onto the scene in 2010 with a .351 batting average, 17 homers, 75 RBIs, and a team-high 25 steals after starting the year as a backup. The preseason third-team All-American by **Collegiate Baseball** was drafted in the 13th round in 2010 after earning several postseason honors as Clemson's starting third-baseman. Hinson was 21-for-44 (.477) with five homers and 13 RBIs in the NCAA Tournament and earned Auburn Regional MVP and All-College World Series honors.

Junior co-captain **Brad Miller** (Windermere, FL) hit a team-high .357 with eight homers, 49 RBIs, and a .458 on-base percentage in 2010 thanks to his excellent eye at the plate as a shortstop. He also batted .402 with a .533 on-base percentage in ACC regular-season games, both second-best in the league, and had two double-digit hitting streaks in 2010. The two-time member of the USA National team is a preseason third-team All-American by **Collegiate Baseball**.

Junior **Jason Stolz** (Marietta, GA) is the leading candidate to be the starter at second base after being a valuable third-baseman and shortstop in his first two years in the program. He batted .222 with a homer and 14 RBIs in 2010, but was hampered by a back injury. He possesses a strong arm and is one of the team's fastest baserunners.



Spencer Kieboom emerged late in the 2010 season to solidify the starting role behind the plate.



Brad Miller hit a team-high .357 with a .458 on-base percentage and two double-digit hitting streaks in 2010.



First-baseman **Richie Shaffer** hit .323 with seven home runs and 36 RBIs in 158 at-bats as a freshman in 2010.

Sophomore **Richie Shaffer** (Charlotte, NC) started 36 games at first base in 2010. He batted .323 with seven homers and 36 RBIs and did not commit an error in 327 chances in the field. Clemson had a 35-13 record in games he played in and was 10-12 in games he did not play in, as he missed 17 games due to a hamstring injury. His power, which was exhibited when he hit three combined homers in the two wins over Alabama in the Clemson Super Regional, will be counted on in the middle of the lineup in 2011.

Red-shirt freshman **Kevin Caughman** (Martinez, GA) will provide depth in the infield. He made three plate appearances in 2010 before suffering a season-ending injury.

Three freshmen will be in the mix to compete for innings in the infield in 2011. **Mike Dunster** (Greenwich, CT) played in the Connecticut High School All-Star game in 2010.

Jon McGibbon (Lindenhurst, NY), a 29th-round draft pick by the Seattle Mariners, won the Omaha Challenge

Infielders

#	Player	B-T	Cl.	BA	HR	RBI
37	Kevin Caughman	R-R	*Fr.	.000	0	0
10	Mike Dunster	L-R	Fr.	----	--	--
4	John Hinson	L-R	*Jr.	.351	17	75
30	Will Lamb	L-L	Jr.	.289	4	36
12	Jon McGibbon	L-L	Fr.	----	--	--
13	Brad Miller	L-R	Jr.	.357	8	49
8	Richie Shaffer	R-R	So.	.323	7	36
2	Jason Stolz	R-R	Jr.	.222	1	14
25	Jon Surber	R-R	Fr.	----	--	--
17	Steve Wilkerson	S-R	Fr.	----	--	--

* - spent one season as a red-shirt player; Note: Stats are from the 2010 season.

competition among fielders in the fall and has the power to make an impact at first base as a freshman in 2011. McGibbon will also add depth to the outfield.

Freshman **Steve Wilkerson** (Roswell, GA) is one of the most highly-touted newcomers on the team and was drafted in the 15th round by the Boston Red Sox. He is also Clemson's first switch-hitter since Patrick Boyd (1998-01).

Outfielders

Clemson returns four players with experience in the outfield, led by senior **Jeff Schaus** (Naples, FL). The three-year starter and two-time All-ACC player is a career .319 hitter with 237 hits, 41 doubles, 31 homers, and 168 RBIs in 195 games (193 starts). He hit .320 with 15 homers and 87 RBIs (tied for second-most in school history, fourth-most in the nation, and most in the ACC) as the starting leftfielder in 2010 and was drafted in the 27th round by the Cleveland Indians. Schaus is also a preseason second-team All-American by NCBWA.

The other three veteran outfielders will compete for the starting centerfield and rightfield spots. Senior co-captain **Chris Epps** (Stone Mountain, GA) is slated to be the starter in right field, but he also has starting experience in center. He is a career .244 hitter in 152 games (103 starts), but he has a .402 on-base percentage thanks to his excellent eye at the plate. His career mark of one walk every 3.97 at-bats is third-best in school history. He also won the 2010 Bob Bradley Award as Clemson's MVP of the three-game series against South Carolina.

Fifth-year senior **Addison Johnson** (Pfafftown, NC) will compete for the starting spot in centerfield. He is one of the team's best defensive outfielders and has outstanding speed. He is a career .259 hitter in 165 games (111 starts), but he is 13-for-31 (.419) with a .550 on-base percentage in



Jeff Schaus is a 2011 preseason All-American after leading the ACC with 87 RBIs in 2010.

Outfielders

#	Player	B-T	Cl.	BA	HR	RBI
1	Dominic Attanasio	L-L	Fr.	----	--	--
5	Joe Costigan	L-R	Fr.	----	--	--
48	Jay Cox	R-R	*Sr.	----	--	--
26	Chris Epps	L-R	Sr.	.221	3	16
18	Addison Johnson	L-L	*Sr.	.256	2	14
30	Will Lamb	L-L	Jr.	.289	4	36
12	Jon McGibbon	L-L	Fr.	----	--	--
3	Jeff Schaus	L-R	Sr.	.320	15	87

* - spent one season as a red-shirt player; Note: Stats are from the 2010 season.

15 career NCAA Tournament games. Johnson will also add depth as a lefthanded pitcher in 2011.

Junior **Will Lamb** (Seaford, VA) is the tallest Tiger at 6'6" and is one of the team's fastest baserunners. He batted .289 with four homers, 36 RBIs, and 14 steals in 14 attempts in 2010 and is a strong candidate to patrol centerfield for the Tigers in 2011. The lefthander, who is the #84 prospect in the nation for the 2011 draft by **Baseball America**, is also in the mix to be a weekend starter on the mound thanks to his hard fastball. Lamb was 4-4 with two saves in 52.0 innings pitched over 18 appearances (10 starts) in 2010. He will add depth at first base in 2011 as well.

Senior **Jay Cox** (Belton, SC) sat out a season ago after transferring from Florence-Darlington Technical College. He lettered at the same school (Belton-Honea Path High School) that sent former All-American Matthew LeCroy (1995-97) to Clemson.



Two freshmen from Florida will compete for innings in the outfield in 2011. **Dominic Attanasio** (Windermere, FL) is a speedy outfielder who is from the same school (Olympia High School) that sent Miller to Clemson.

Freshman **Joe Costigan** (Naples, FL) is another candidate to provide innings in the outfield in 2011. The Barron Collier High School alum attended the same school as former Tiger All-American Andy D'Alessio (2004-07) and Schaus.

Pitchers

The pitching staff has many roles up for grabs in 2011. Other than the loss of Harman, who started a school-record-tying 19 games in 2010, every other Tiger who made a start in 2010 returns in 2011.

The versatile **Will Lamb** will play in the field and pitch on the mound for the Tigers in 2011.



Pitchers

#	Player	T	Cl.	ERA	W-L/S	IP
42	Clay Bates	R	Fr.	----	----	----
19	Kevin Brady	R	*So.	4.58	1-0/1	37.1
36	Matt Campbell	R	Fr.	----	----	----
20	Scott Firth	R	So.	3.58	2-1/0	32.2
39	Alex Frederick	R	*Sr.	3.75	7-2/4	62.1
29	David Haselden	R	Jr.	4.61	4-4/2	41.0
18	Addison Johnson	L	*Sr.	----	----	----
15	Mike Kent	R	So.	7.80	1-1/0	15.0
30	Will Lamb	L	Jr.	5.02	4-4/2	52.0
6	Dominic Leone	R	So.	4.78	3-2/0	58.1
28	Jonathan Meyer	R	So.	5.90	2-1/2	29.0
51	Joseph Moorefield	L	*So.	5.79	0-0/0	4.2
21	Kevin Pohle	R	Fr.	----	----	----
23	Justin Sarratt	R	*Gr.	11.12	1-0/0	11.1
25	Jon Surber	R	Fr.	----	----	----
33	Scott Weismann	R	Jr.	4.90	9-2/0	97.1

* - spent one season as a red-shirt player; Note: Stats are from the 2010 season.

Junior righthander **Scott Weismann** (Boxborough, MA) will lead the weekend rotation in 2011. He was in the weekend rotation during the entire 2010 season when he was 9-2 with a 4.90 ERA in 97.1 innings pitched. He became the first Tiger to record nine wins since 2006, while Clemson was 15-3 in his 18 starts. Weismann, who challenges hitters with his fastball, has performed at his best in the NCAA Tournament, as he is 4-0 with a school-record 1.71 ERA in 26.1 innings pitched in his career in NCAA Tourney play.

Sophomore righthander **Dominic Leone** (Norwich, CT) emerged late in the 2010 season to become a dependable starting pitcher. He had a 3-2 record and 4.78 ERA in 22 appearances (10 starts). He did not allow more than four earned runs or three walks in any of his 22 appearances and gave up just two long balls (both solo homers).

Sophomore righty **Scott Firth** (Buffalo Grove, IL) was one of Clemson's top weekday starters as a freshman in 2010. In 32.2 innings pitched over 16 appearances (four starts), he was 2-1 with a team-best 3.58 ERA. He used his downward movement to record 44 groundball outs compared to just 23 flyball outs in 2010.

Junior righthander **David Haselden** (Spartanburg, SC) has experience as a starter, long reliever, and closer. In 58.2 innings pitched over 29 appearances (three starts) in his career, he has allowed only 14 walks with 45 strikeouts,

good for a 3.21 strikeout-to-walk ratio. He hopes to have the same start to the 2011 season as he did in 2010, when he pitched 9.0 innings before he allowed his first hit and first run of the year.

Graduate co-captain and righthander **Justin Sarratt** (Gaffney, SC) also has the versatility to be a starter and reliever. He missed most of the 2010 season due to an elbow injury, but should be at full strength in 2011. Sarratt has exhibited excellent control throughout his career, as he has walked only 27 batters in 112.1 innings pitched over 62 appearances (12 starts). His 2.16 walks-per-nine-innings-pitched mark is sixth-best in school history and he has not allowed a steal in his career. If he receives a letter in 2011, he will become the first Tiger in history to letter five times.

Senior righthander **Alex Frederick** (Lagrangeville, NY) was seldomly used in 2009, but he made himself known late in the 2010 season. He had a 7-2 record, a team-high four saves, and a 3.75 ERA in a team-high 33 appearances (one start) in 2010. He used his outstanding breaking ball to record saves in both of Clemson's wins in the College World Series. He also earned wins in four consecutive outings and six of seven appearances late in the season. Frederick will compete for the starting closer spot in 2011.

Sophomore righty **Kevin Brady** (Gaithersburg, MD) has the ability to be a weekend starter and closer in 2011 thanks to one of the team's best fastballs. He had a 1-0 record and a save in 22 appearances (two starts) in 2010. He also allowed only eight walks with 45 strikeouts in 37.1 innings pitched, good for a 5.63 strikeout-to-walk ratio.

Sophomore righthander **Jonathan Meyer** (San Diego, CA) was one of the team's best relievers early in 2010 and amassed a 2-1 record and two saves in 20 relief appearances. He will compete for innings out of the bullpen in 2011.

Also competing for innings out of the bullpen will be sophomore righty **Mike Kent** (Springfield, VA). He had a 1-1 record in six appearances (two starts) and held opponents to 2-for-16 (.125) with two outs in 2010.

Sophomore **Joseph Moorefield** (Woodruff, SC) is the only everyday pitcher who throws lefthanded on the 2011 staff. He made just six relief appearances in 2010, but he has the repertoire to be a factor for the Tigers in 2011.

Four newcomers will compete for innings in 2011. Freshman righthander **Kevin Pohle** (Saint Louis, MO) impressed coaches during the fall after being rated as the #2 righthander prospect in Missouri by **Perfect Game**.



Scott Weismann had a 9-2 record, including a 3-0 record in three NCAA Tournament starts, in 2010.

Freshman righty **Jon Surber** (Lisle, IL) was a two-time all-state selection at Lisle Senior High School. He also possesses the versatility to compete for innings in the infield in 2011.

Freshman righthanders **Matt Campbell** (Alpharetta, GA), who lettered multiple times at Northview High School, and **Clay Bates** (Rock Hill, SC) will also provide depth in the bullpen in 2011. Bates won the Omaha Challenge among pitchers in the fall after a standout career at Northwestern High School.

2011 Preseason Polls

Baseball America

Rk	School	2010 W-L	*Rk
1.	Florida	47-17	7
2.	UCLA	51-17	2
3.	TCU	54-14	3
4.	Vanderbilt	46-20	14
5.	Oklahoma	50-18	5
6.	Texas	50-13	9
7.	South Carolina	54-16	1
8.	Cal State Fullerton	46-18	11
9.	Connecticut	48-16	---
10.	Clemson	45-25	10
11.	Arizona State	52-10	4
12.	Florida State	48-20	6
13.	Stanford	31-25	---
14.	Oregon	40-24	25
15.	Virginia	51-14	8
16.	Baylor	36-24	---
17.	California	29-25	---
18.	Rice	40-23	21
19.	Arizona	34-24	---
20.	College of Charleston	44-19	---
21.	Texas A&M	43-21-1	23
22.	Louisiana State	41-22	---
23.	Saint John's	43-20	---
24.	Miami (FL)	43-20	15
25.	Tulane	32-24	---

* - final ranking of 2010

Collegiate Baseball

Rk	School	2010 W-L	Pts	*Rk
1.	TCU	54-14	495	3
2.	Florida	47-17	494	8
3.	UCLA	51-17	493	2
4.	Clemson	45-25	489	4
5.	Vanderbilt	46-20	486	14
6.	Oklahoma	50-18	483	5
7.	Texas	50-13	481	9
8.	Texas A&M	43-21-1	480	18
9.	Oregon	40-24	479	---
10.	Stanford	31-25	474	---
11.	Arizona State	52-10	473	7
12.	Cal State Fullerton	46-18	470	12
13.	Florida State	48-20	469	6
14.	South Carolina	54-16	467	1
15.	Louisiana State	41-22	465	25
16.	Connecticut	48-16	462	---
17.	Virginia	51-14	457	10
18.	Miami (FL)	43-20	455	13
19.	Georgia Tech	47-15	454	17
20.	Louisville	50-14	451	19
21.	Rice	40-23	450	---
22.	Arizona	34-24	445	---
23.	Wichita State	41-19	443	---
24.	Coastal Carolina	55-10	440	11
25.	Auburn	43-21	437	20

* - final ranking of 2010

Sports Weekly

Rk	School	2010 W-L	Pts	*Rk
1.	UCLA (9)	51-17	741	2
2.	TCU (9)	54-14	728	3
3.	Florida (7)	47-17	709	8
4.	Vanderbilt (1)	46-20	593	13
5.	Clemson	45-25	592	4
6.	Oklahoma	50-18	587	5
7.	Texas	50-13	577	9
8.	South Carolina (5)	54-16	564	1
9.	Cal State Fullerton	46-18	449	12
10.	Oregon	40-24	402	---
11.	Florida State	48-20	401	6
12.	Arizona State	52-10	372	7
13.	Texas A&M	43-21-1	371	21
14.	Virginia	51-14	369	10
15.	Louisiana State	41-22	278	25
16.	Stanford	31-25	277	---
17.	Rice	40-23	261	20
18.	Miami (FL)	43-20	249	15
19.	Georgia Tech	47-15	214	17
20.	Coastal Carolina	55-10	210	11
21.	Louisville	50-14	178	16
22.	Connecticut	48-16	156	23
23.	Auburn	43-21	128	19
24.	Arkansas	43-21	113	14
25.	Arizona	34-24	110	---

* - final ranking of 2010

Adkins, Rusty

Former Clemson great and infielder Rusty Adkins had his jersey retired and was inducted into the Clemson Baseball Ring of Honor during ceremonies prior to the Florida State game on April 24, 1998. Adkins is the only three-time All-American in Tiger baseball history, as he wore #3 from 1965-67.

Adkins hit safely in 41 consecutive games over two seasons, still tied for the sixth-longest streak in NCAA history and longest in Tiger history. He had to go to his last at-bat to get a hit just three times. In 23 of the games, he had at least two hits. He was 74-for-169 (.438) during the streak that lasted from April 10, 1965 to May 17, 1966.

The versatile player of the wooden-bat era hit .444 as a sophomore, a record that lasted until 2002, when National Player-of-the-Year Khalil Greene hit .470. Adkins hit .379 in his career, an ACC record for the wooden-bat era. He earned his degree from Clemson in industrial management in 1967 and later earned a master's degree from the Clemson-Furman MBA program in 1972. He is also a member of the state of South Carolina Athletic Hall of Fame.

In 2002, he was named to the ACC's 50-Year Anniversary team, the second-oldest Clemson athlete in any sport selected. Citing his age is a compliment to Adkins, as it shows how his accomplishments have stood the test of time.

All-Time NCAA Division I Hitting Streaks

Rk	Player	School	Year(s)	HS
1.	Robin Ventura	Oklahoma State	1987	58
2.	Garrett Wittels	Florida International	2010	*56
3.	Phil Stephenson	Wichita State	1981	47
4.	Roger Schmuck	Arizona State	1971	45
5.	Chuck Abbott	Austin Peay	1996	42
6.	Rusty Adkins	Clemson	1965,66	41
	Todd Nace	Southern Mississippi	1989,90	41
	Michael Campo	Penn State	2000	41
9.	Brandon Caraway	Houston	1998,99	40
	Shane Robinson	Florida State	2004,05	40

* - active entering 2011

All-Star Game MVP

The most impressive performance in a professional league all-star game in any sport by a former Tiger athlete was achieved on July 8, 1958. Pitching in his then home stadium in Baltimore for the American League, former Tiger Billy O'Dell faced nine National League batters and retired all nine over the last three innings, helping the American League to a 4-3 win.

The list of players O'Dell retired included five future Hall of Fame players, Willie Mays, Stan Musial, Hank Aaron, Ernie Banks, and Bill Mazeroski. He struck out two and allowed just one ball hit out of the infield. While the official history of Major League Baseball does not recognize an All-Star Game MVP until 1962, O'Dell was presented an MVP trophy that was sponsored by a local newspaper.

O'Dell pitched 13 years in the Majors between 1954-67. His best year was in 1962 when he had a 19-14 record, 195 strikeouts, and pitched 20 complete games for the San Francisco Giants. Only Warren Spahn had more complete games among National League hurlers. O'Dell was also fifth in the National League in strikeouts. Three of the four pitchers ahead of him were Sandy Koufax, Don Drysdale, and Bob Gibson.

O'Dell started game-one of the 1962 World Series against the Yankees and Whitey Ford. He lost that game, but he did record a save in game-four.

Batters Retired By O'Dell in the 1958 All-Star Game

Player	Play
Johnny Logan	L-9
Willie Mays	6-3
Lee Walls	4-3
Stan Musial	6-3
Hank Aaron	6-3
Ernie Banks	K
Frank Thomas	P-2
Bill Mazeroski	K
Del Crandall	P-4

Attendance

Clemson has been outstanding at Doug Kingsmore Stadium in terms of its record. Since it opened in 1970, the Tigers are 328-81 in ACC regular-season games, an 80.2 winning percentage, and 995-241 overall, an 80.5 winning percentage. That is 1,236 games played at Doug Kingsmore Stadium entering 2011.

In Jack Leggett's head-coaching career, the Tigers have accumulated a 492-123 (.800) overall record and 168-52 (.764) record against the ACC in the friendly confines the last 17 seasons.

That success can be attributed in part to the tremendous fan support from Tiger faithful. Clemson has finished each of the last 17 years in the top 20 in the nation in attendance. That includes top-10 finishes each of the last nine seasons. Clemson was #7 in the nation in 2010 with an average of 4,694 fans for its 35 home dates.

The Tiger single-game attendance record was set on Sunday, March 7, 2004 against #5 South Carolina. The attendance on that afternoon was 6,480.

To order season tickets, which includes a reserved seat with the season ticketholder's name on the seat and the right to reserve the seat if the Tigers host an NCAA Regional, call 1-800-CLEMSON.


Bagley, Sack

Sack Bagley has been a part of Clemson's baseball program since the early 1960s. He was an undergraduate student when he tried out for the team and then was a student manager under legendary Head Coach Bill Wilhelm.

When Wilhelm needed a freshman coach in 1966, he turned to Bagley, who had learned much about the game sitting in the dugout performing his managerial duties. In those days, Wilhelm was the only baseball coach and served as intramural program director. He had to wear many hats, but it also allowed Bagley to perform many duties, duties that would be done by a full-time assistant coach today.

Bagley coached the Clemson freshmen in 1966. Many of the players on his freshman team went on to play for the Tigers' 1967 ACC Championship team that posted a 29-9 record and #7 final national ranking. The highlight of that 1966 freshman season was two victories over Georgia Tech, including a 7-0 win to close the season.

Bagley, who was the head football coach at nearby Pendleton High School, now works every Tiger home game serving as the official



Danny Cannon's rendition of "Take Me Out to the Ballgame" has become a tradition and fan-favorite. He also made his first appearance in Omaha in 2010.

scorer, a duty that was held by longtime friend and colleague Bob Bradley, and travels to most road games.

Bradley Award

For the 11th year in a row, the Tiger MVP of the Clemson-South Carolina series will receive the Bob Bradley Award. South Carolina's top player is presented the Tom Price Award. The presentation is made after the final regular-season game between the two rivals.

Both Bradley and Price had a tremendous positive influence on the baseball programs at Clemson and South Carolina as the school's sports information directors. Bradley passed away on October 30, 2000. He served as the Tigers' baseball SID for 45 years and still served as Clemson's official scorer for most of the 2000 season. He also was inducted into Clemson's prestigious Ring of Honor in 2005. Price passed away on February 1, 2008 at the age of 81 after 45 years of service to the Gamecock program.

The 2010 Bob Bradley Award winner was outfielder Chris Epps. He was 7-for-14 (.500) with two homers, one double, six RBIs, six runs, two walks, and one steal in three starts.

Bush, George

Not the 43rd United States President, but the 41st President played baseball against Clemson. During the 1947 NCAA Tournament, the Tigers traveled to Yale for an Elite Eight game with the Bulldogs and first-baseman George Bush. Bush went 1-for-4 that day in helping Yale to a 7-3 victory, allowing the Bulldogs to advance to the College World Series (then only four teams). It ended Clemson's Southern Conference Championship season at 24-5. Years later when he came to Clemson to speak, Sports Information Director Bob Bradley presented Bush with a laminated and framed copy of the scorebook from that game.

Cannon, Danny


A popular Clemson baseball tradition that began in the late 1990s was the singing of "Take Me Out to the Ballgame" during the "Seventh-Inning Stretch." The singer of this popular baseball tune is Danny Cannon, Clemson's version of Harry Caray.

Cannon is a fan-favorite who works in many capacities at Clemson. By day, he is an assistant manager for day-to-day operations in the Tigers' athletic facilities, a job he has held for 18 years. He lends a helping hand in whatever needs to be done.

After the 56-year-old, die-hard Tiger fan preps the stadium for gameday, he boisterously cheers on Clemson from his perch above the first-base dugout during the game. However, his highlight of each game is when he grabs the mic and gives it his all for his unique rendition of "Take Me Out to the Ballgame."

Cannon, who is retired from the Army after driving tanks among other duties for 20 years, then resumes his cleanup role after each game. He stays long after each Tiger fan has gone home to ensure that Doug Kingsmore Stadium is ready for Clemson's next home game.

Thanks in part to the new Thomas F. Chapman Grandstands (pictured), Clemson was seventh in the nation in average attendance in 2010. It was the ninth season in a row the Tigers finished in the top 10 in attendance.



Chapman, Tommy

Atlanta resident Thomas F. Chapman, retired chairman and CEO of Equifax, Inc., gave Clemson University \$2 million to form a leadership program in the College of Business & Behavioral Science and to expand and enhance Doug Kingsmore Stadium.

One-million dollars of the gift will support the Thomas F. Chapman Leadership Scholars Program and \$1 million was used to build the Thomas F. Chapman Grandstands, adding 1,000 seats to Clemson's baseball stadium.

As a student-athlete, Chapman received an IPTAY scholarship that funded his Clemson education. "I believe in paying back what is given to you," he said. "My athletic scholarship provided me an outstanding college experience and a future career in professional baseball upon graduation, as well as a quality education."

Chapman graduated from Clemson with an economics degree in 1965. While at Clemson, he was a two-time All-ACC pitcher, including a first-team selection in 1965 when he led the ACC in strikeouts (100). In his three years in a Tiger uniform, he had a combined 12-7 record and 3.12 ERA.

Upon graduation, he became the first Tiger to be selected in the Major League draft when he was taken by the Philadelphia Phillies in 1965. He played professional baseball until April of 1968, when he was called to active military service.

Additional seating at Doug Kingsmore Stadium was the top need for students and season ticketholders. The Thomas F. Chapman Grandstands, completed prior to the 2010 season, has added 500 seats for students. An additional 500 grandstand seats are available for season ticketholders.

Coaching Consistency

One element that a Clemson baseball player can depend on when he comes to Tigertown is consistency in coaching and winning. Clemson has had just two head coaches since the 1958 season. Bill Wilhelm guided the Tigers for 36 years (1958-93) and Jack Leggett, who had been the head coach at Western Carolina and an assistant under Wilhelm for the two years prior to his retirement, has been at Clemson as head coach for the past 17 years. That is 53 consecutive non-losing seasons for the Tiger program.

A look to the NCAA recordbook shows that Wilhelm is tied for 16th in victories in NCAA Division I history with 1,161. Gene Stephenson, who is still active as the head coach at Wichita State, has 1,724 wins in his 33 years, all with the Shockers.

Conference

Clemson is a member of the Atlantic Coast Conference. The Tigers were charter members of the league, which started in the 1953-54 academic year. Prior to that year, Clemson was in the Southern Conference from 1921-53. Clemson was in the Southern Intercollegiate Athletic Association before then and has been a charter member of every conference with which it has been affiliated.

Clemson has won the ACC regular-season title 21 times in 57 previous years, more than any other school. The Tigers have also won nine tourney titles, more than any other school, and been to the finals 21 times, also a league-high. Overall, Clemson has been the declared ACC Champion 14 times, again more than any other school.

Competition in the ACC took a step up in 2005, when Miami (FL) and Virginia Tech were added to the conference. Then in 2006, Boston College joined the league as the 12th member. ACC members still play 30 conference games, meaning each team will not play one other team during the regular season. The Tigers will not face Miami in 2011.

Every Inning

One of the most difficult team accomplishments in baseball is to score at least one run in every inning. It has happened just five times in Tiger history. Only once was Clemson the visiting team so that it scored in nine different innings.

The first time it happened was at Clemson on May 16, 1950, when the Tigers beat South Carolina 18-9 in a nine-inning game. Clemson actually scored five runs in the second, one in the fourth, and exactly two in the other six innings. The Tigers accomplished the feat in a 26-0 win over South Carolina in 1960 at Clemson and in a 15-4 victory over Buffalo in 1969 at Clemson. Both of those games were seven-inning contests.

The only time Clemson accomplished the feat over nine innings in a road game took place on March 19, 1974 in a 24-2 win at Florida. That was an odd linescore, as Clemson scored seven runs in the fifth inning, 10 runs in the seventh inning, and exactly one run in the other seven innings.

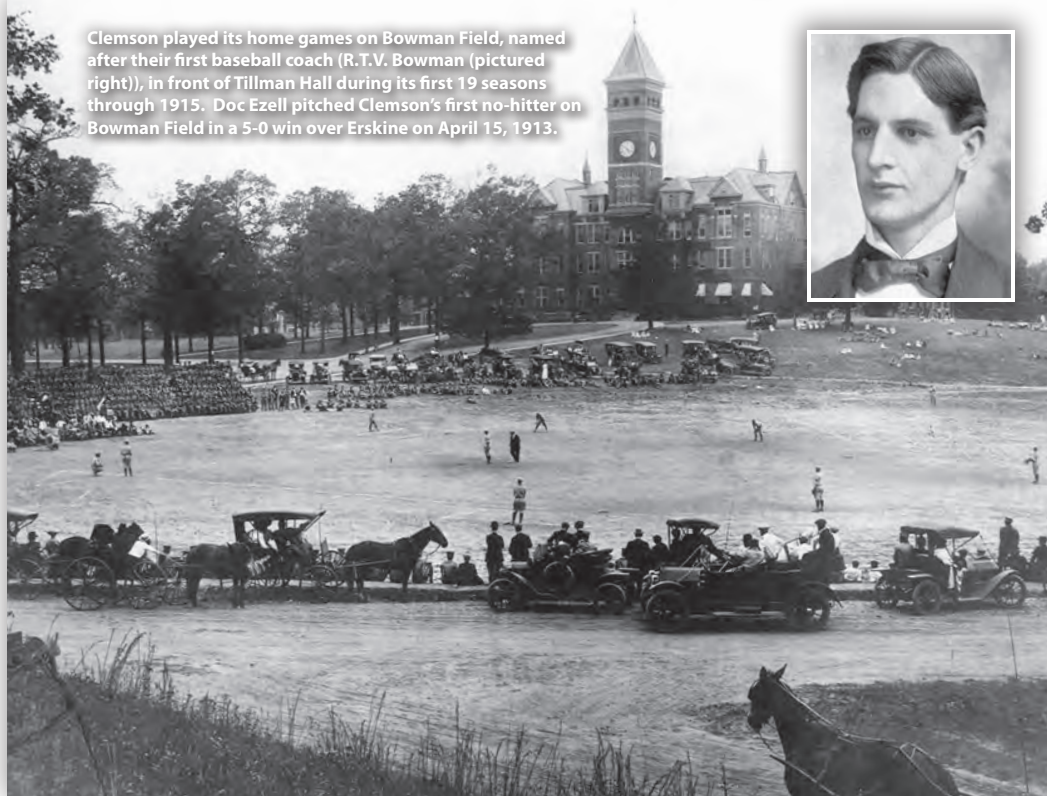
Clemson last accomplished the feat at Duke on April 9, 1988 in a 10-3 win in seven innings.

Scoring in Every Inning

Date	Opponent	Inn.	W-L	Score
5-15-50	South Carolina	9	W	18-9
4-25-60	South Carolina	7	W	26-0
3-29-69	Buffalo	7	W	15-4
3-19-74	at Florida	9	W	24-2
4-9-88	at Duke	7	W	10-3

Note: Home games in **bold**.

Clemson played its home games on Bowman Field, named after their first baseball coach (R.T.V. Bowman (pictured right)), in front of Tillman Hall during its first 19 seasons through 1915. Doc Ezell pitched Clemson's first no-hitter on Bowman Field in a 5-0 win over Erskine on April 15, 1913.



Ezell, Doc

Doc Ezell threw the first no-hitter in Clemson history when he no-hit Erskine on April 15, 1913. The game was played on Bowman Field, the field in front of Tillman Hall. He faced just 28 batters and struck out 12. Not only did he throw a no-hitter, he also hit a home run in the seventh inning. He is the only Tiger to throw a no-hitter and hit a home run in the same game.

One of the odd facts in Tiger history involves Erskine. Clemson's first no-hitter was thrown against the Flying Fleet and the first no-hitter against Clemson was thrown by Erskine.

Guyon, Joe

Joe Guyon was a Native American who attended Carlisle Indian School (1912,13) and was a teammate of the great Jim Thorpe. Guyon also played two seasons on the gridiron under Head Coach John Heisman at Georgia Tech and played on the 1917 National Championship team.

Guyon had the distinction of playing both professional football and baseball, and he was also named to the National Football Foun-

dation Hall of Fame and the NFL Hall of Fame. An injury in baseball ended his playing career. From 1928-31, Guyon was Clemson's head baseball coach. He had a 42-36-3 (.537) record in four seasons in Tigertown.

Heisman, John

The man whose name is most recognized with college football holds a unique distinction at Clemson. Many people know that he was the head football coach for four seasons at Clemson, posting a 19-3-1 (.848) record, still the best winning percentage in Tiger history.

But he also served as the head baseball coach at Clemson between the 1901-03 seasons. Heisman, who was Clemson's second baseball coach, had a record of 28-6-1 (.814). It still holds today as the best winning percentage in Tiger history. Thus, he has the winning-percentage record in both baseball and football at Clemson.

In late 1903, Georgia Tech, who had suffered a 73-0 loss to Heisman's gridders that same season, offered the young coach \$2,250 plus 30 percent of the net gate to coach football. Unfortunately for Clemson, he accepted.

Howard, Frank

Frank Howard is synonymous with Clemson football. But most people do not know that Howard was Clemson's baseball coach in 1943 and did quite well. He led the Tigers to a 12-3 record. The 80.0 winning percentage is one of the highest by any coach in Clemson baseball history.


The native of Barlow Bend, AL won 165 football games in 30 seasons at Clemson and was inducted into the College Football Hall of Fame in 1989. He served Clemson for 65 years, including as the track coach from 1931-39 and athletic director from 1940-71, all the while being the school's best-known ambassador.

Howard died at the age of 86 on January 26, 1996. His ability to "bring the house down" when he spoke with his homespun oratory will forever be remembered by players, coaches, sportswriters, and fans alike.

IPTAY

IPTAY stands for "I Pay Ten a Year," the original name with a meaning deriving from the minimum contribution of its donors when the organization began in 1934. It is the Clemson athletic department's scholarship fundraising organization. Nearly 15,000 donors contributed close to \$19 million during the 2010 IPTAY year, providing scholarship support and helping to fund capital projects such as the Thomas F. Chapman Grandstands addition to Doug Kingsmore Stadium.

In the 1990s, IPTAY added two clubs to create an influx of youth into the organization. The Tiger Cub Club and Collegiate Club allow young and college-age Tigers to be a part of IPTAY. These two clubs are the largest of their kind in the country. Call (864) 656-2115 to reach the IPTAY office, located at the northwest corner of Memorial Stadium.



John Heisman holds the Tiger record for best winning percentage (.814). His three baseball teams (1901-03) combined for a 28-6-1 record.

Legend of Clemson Baseball

For 36 seasons (1958-93), Bill Wilhelm led the Tiger program to 1,161 wins, making him the fifth-winningest coach in Division I history at the time of his retirement. But perhaps the most amazing stat of all is that Wilhelm never had a losing season.

Wilhelm's coaching career spanned nine United States Presidents, from Dwight Eisenhower to Bill Clinton. He coached 100 players who signed professional contracts, 20 All-Americans, and 88 First-Team All-ACC players.

Wilhelm coached Clemson teams to six College World Series and 11 ACC titles. No other ACC baseball coach has more than five ACC titles.

Wilhelm passed away at the age of 81 on December 24, 2010 in Seneca, SC after a lengthy illness. Up until his passing, he still came to most of the home games. Believe us, there was nothing like watching a baseball game with Wilhelm. It was like going to Fenway Park or Wrigley Field.

For more on the career of the legendary coach, see page 140.

Leggett's Poem

Bill Wilhelm passed away at the age of 81 on December 24, 2010. He lived his life in a unique way that made him one-of-a-kind. He touched so many players and coaches in his 36 years (1958-93) as Clemson's head coach, including current Head Coach Jack Leggett, who was Wilhelm's top assistant coach in 1992 and 1993. During Wilhelm's memorial service in Jervy Gym on January 8, 2011, Leggett paid tribute to Wilhelm with the following poem that he wrote.

*Be ready up there, open your hearts and open the gate,
Because you are about to welcome our #38.*

*You may not always like what he is going to say,
But in the end, he'll make it a better day.*

*He'll be wearing an orange uniform with all his pride,
Before it's all over, through tough times he'll be on your side.*

*You won't always understand, sometimes he'll be gruff,
But the plan will be to teach you lessons and make you tough.*

*He'll like a good game, but will want to win,
If you earn his respect, he'll always be there through thick and thin.*

*His friends, his network, his influence will spread wide,
If you look closely, everything he touches will be filled with pride.*

*He'll love to play golf, not always hitting the ball straight,
He'll play cards, laugh with you, maybe show up at home late.*

*He'll tell you he's a three-handicap with a smirk, a smile, and his eyes will flutter,
What are they, you'll ask, he'll say "My driver, my irons, and my putter."*

*He'll have the best memory of anyone you will see,
He won't forget what you did, your name, or your story.*

*He'll tell you about his team through a half-empty glass,
But before the nine innings are over, he'll be kicking your ***.*

*He might change a call to give you a fair shake,
Something that's not his, he will never take.*

*So you'll see that he's a man of integrity and principle,
He's going to embellish stories and it will never be dull.*

*He will talk about Michael and Randall, his heart full of pride,
His love for them he won't be able to hide.*

*Then he'll tell you about Sarah Jane, his lovely wife,
She's the piece of the puzzle that completed his life.*

*So buckle your seatbelt up there and be ready for the storm,
Because you're about to receive a man whose influence and touch will be greater than the norm.*

*Treat him with respect and your tender touch,
Because this is a man we are going to miss so much.*

*When he arrives, he won't want any special welcome or fuss,
But please tell him none of us will forget what he's taught us.*

We'll miss you Coach Wilhelm.

If he has influenced your life positively,

If you have thought about something he has said to you on a daily basis,

If you respect all he has done for you, Clemson baseball, and college baseball,

If you have taken some lessons from your experience with Coach and passed it on to others to make this a better place,

If you miss him,

If you recognize the value of all he has given us,

I would like to have you stand and give him a 38-second standing ovation and let him hear us and how much we appreciate what he's left behind.

Raleigh, NC

This ACC city has been the site of two of Clemson's most bizarre wins and one of the best individual performances in history. On April 7, 1979, Clemson scored 18 runs in the top of the ninth inning and defeated N.C. State 41-9. The 41 runs remain the most runs scored by one team in a game in ACC history.

Tiger Hall of Famer Neil Simons led the attack with three homers and a school-record-tying 10 RBIs. He hit a grand slam in the 18-run ninth inning. Robert Bonnette and Tony Masone each had five hits to pace the 27-hit attack. Every Tiger in the batting order had at least one hit, one run, and one RBI. In fact, eight had at least three runs and seven had at least three RBIs.

Sixteen years and one week later (April 14, 1995), Clemson scored 11 runs in the top of the ninth inning and went on to a 17-15 win at N.C. State in extra innings. It is the greatest deficit overcome to gain victory in Tiger history. Clemson trailed 15-4 entering the top of the ninth inning, then scored the 11 runs to tie the score, even after the leadoff batter was retired. Clemson scored two runs in the 10th inning to gain victory. Future Major Leaguers Shane Monahan (three-run homer) and Matthew LeCroy (four RBIs) provided the big hits in the ninth inning. Another future Major Leaguer, Scott Winchester, earned the victory.

Then 10 years and nine days later (April 23, 2005), freshman second-baseman Taylor Harbin had one of the best games by a Tiger in history. Against the Wolfpack in Raleigh, he went 5-for-5 with three home runs, eight RBIs, and five runs to lead the Tigers to a 16-9 victory. The three home runs came on consecutive pitches over three at-bats.



Clemson, who is 38-7 in NCAA Tournament games at Doug Kingsmore Stadium since 1994, has played its way to Omaha by winning a regional or super regional at home six times under Head Coach Jack Leggett.

Harbin became the fifth Tiger to hit three homers in an ACC game. Three of Clemson's six occurrences have taken place at N.C. State's Doak Field.

Harbin added a triple and single, as he only lacked a double for the cycle. Ironically, he led the ACC in doubles in 2005. The three homers tied a school record held by many, while his 16 total bases broke the Tiger record of 15 that was established by Dick Hendley in 1951.

Regional Hosts

The 2010 season marked the fourth time in history that Clemson hosted an NCAA Super Regional at Doug Kingsmore Stadium. Clemson has a 41-9 record in NCAA Tournament games at home, including 36 wins in the last 41 games. One of the losses during that span came to Southern California, who defeated the Tigers 8-5 on May 23, 1998. That Trojan team went on to win the national title.

Clemson has hosted an NCAA Regional 12 times in history. The Tigers first hosted an NCAA Regional in 1980. The Tigers swept through three games that year, including a 17-12 win over rival South Carolina that clinched Clemson's trip to Omaha.

The Tigers have celebrated a trip to Omaha by winning a regional or super regional on their home field seven times, including each of the last six times they have advanced to the College World Series.

Clemson has played host to a regional or super regional in 11 of the 17 years Jack Leggett has been head coach. The Tigers have a 38-7 NCAA Tournament record at home under Leggett. The 1994 and 1998 seasons are the only years Clemson failed to advance from a regional or super regional played at home under Leggett.

Clemson played an NCAA Tournament "play-in" game at the end of the 1954 season, but the official NCAA recordbook does not consider that to be an NCAA Tournament game. That year, Clemson lost to Virginia Tech 11-10 in a game at Clemson, then traveled to Blacksburg two days later and lost 7-1.


Clemson's Home NCAA Tournaments Under Jack Leggett (38-7)

Year	Teams	NCAA Tournament	W-L	Attendance
1994	6	Regional	2-2	20,708
1995	6	Regional	4-0	25,600
1996	6	Regional	4-0	20,797
1998	6	Regional	1-2	19,022
2000	4	Regional	3-0	15,770
	2	Super Regional	2-0	12,700
2001	4	Regional	3-0	16,256
2002	4	Regional	3-0	18,435
	2	Super Regional	2-1	15,953
2005	4	Regional	3-0	21,485
2006	4	Regional	3-0	26,287
	2	Super Regional	2-0	11,234
2009	4	Regional	4-1	30,073
2010	2	Super Regional	2-1	17,620

Two-Sport Tigers Under Jack Leggett

Most Tiger fans are aware of Kyle Parker's prowess in two sports at Clemson. On the diamond, Parker was a First-Team All-ACC player in 2008 when he should have been a senior in high school. He also reached 25 career home runs in 103 games, quicker than any other Tiger in history. As a red-shirt freshman on the gridiron in 2009, he quarterbacked Clemson to nine wins and was a second-team freshman All-American thanks to passing for 2,526 yards and 20 touchdowns.

He then accomplished his most remarkable accomplishment during the 2010 baseball season when he slugged 20 home runs,



Head Coach Jack Leggett paid tribute to the late Bill Wilhelm with a poem (above) at his memorial service in January. Wilhelm, who had 1,161 wins in 36 seasons (1958-93) at Clemson, passed away on December 24, 2010.

becoming the first Division I athlete in history to total 20 passing touchdowns and 20 homers in the same academic year.

But Parker is not the only Tiger baseball player who has experienced success in two sports during Head Coach Jack Leggett's tenure (1994-10). Two have been placekickers, ironically the same position that Leggett played during his two-sport days at Maine. Matt Padgett (1996-98) was a career .318 hitter with 28 homers and 137 RBIs in 167 games, and he was also Clemson's starting placekicker in 1996. Jeff Sauve (1992-95) was a standout reliever who had an 18-7 record and 4.09 ERA in 204.2 innings pitched in his career. He was also the starting placekicker in 1995 when he was 15-20 on field goals.

Dexter McCleon (1993,94), Andre Humphrey (1994), Joe Don Reames (1999), and C.J. Gaddis (2004) and are four more Tigers who donned two different uniforms. McCleon played 90 games over two baseball seasons and helped quarterback the Tigers to a nine-win campaign in 1993 before eventually playing in the NFL as a cornerback. In his 10 years (148 games) in the NFL, McCleon totaled 31 interceptions.

Uniform Uniqueness

Under legendary Head Coach Bill Wilhelm and up to today, Clemson has had a uniform uniqueness. The first aspect of the uniform stressed by Wilhelm was the word itself (uniform), which means "the same." Wilhelm wanted all of his players to look consistent and not have different pant lengths, different colored undershirts, etc. So he, with the help of some ideas from players and coaches, came up with "uniform" aspects that have stuck.


Wilhelm came up with the idea of wearing white shoes from Joe Lutz, who was the coach at Southern Illinois in the 1960s. Lutz was also the first to have female bat girls. Wilhelm liked those ideas, and the two have been with the Tiger program ever since.

But perhaps the most synonymous part of Tiger baseball is the long pants. Clemson was one of the first schools to wear non-wool uniforms. The Tigers wore nylon uniforms starting in 1968. This and having the long pants was done from the advice of a former Major Leaguer's (Rick Rickard's) father, who was a doctor. Wilhelm read an article by Dr. Rickardt explaining how there was so much pressure being put around the upper portion of the lower leg due to wrapping rubber bands to keep players' socks from falling and having the elastic around the bottom of the pant legs.

A few years later, Bill Foley, a Tiger catcher in the mid-1970s, had just returned from a tournament in Japan. He had received a pair of long pants from Rawlings and wore them to practice one day before the 1976 season. Foley liked the nylon stretched pants and Wilhelm followed suit. Wilhelm liked how the pants did not have a zipper and how they were custom-made. He also liked that players could wear low socks and how that saved time and money from using the customary sanitary socks. Wilhelm decided to experiment with the long pants in 1978.

The jerseys were unique as well because they did not tuck in. They were designed by Wilhelm to be worn outside and over the pants. They had a two-inch elastic band at the bottom. Wilhelm wanted to eliminate belts and did not want players to have to undo belts and tuck them in, especially after head-first slides.

Since then, Clemson has had a tradition of wearing white pants for all games, home and away, much to the chagrin of equipment managers.



Richie Shaffer had two of the Tigers' 14 hits in their 6-3 win over top-ranked Arizona State in the 2010 College World Series. It was Clemson's 12th win over a top-ranked team in history, all of which have taken place away from home.

Winningest Division I Programs

Clemson has the most wins among current ACC teams and is eighth in NCAA Division I history with 2,523 according to the 2011 NCAA recordbook. Clemson enters its 114th season with a 2523-1396-30 record (64.3 winning percentage). Florida State is ninth with 2,522 wins, North Carolina is 11th with 2,479 wins, and Miami (FL) is 23rd with 2,281 victories.

You can stump some people with the answer to the question, "Who is the all-time leader?" The answer is the team Clemson beat in one of the longest NCAA Tourney games in history, a 3-2 win over Fordham that took 19 innings to complete in the 1988 NCAA Northeast Regional at New Britain, CT. The Rams, who have been playing college baseball for 150 years, have an all-time record of 4043-2053-50.

Winningest Division I Baseball Programs						
Rk	School	Years	W	L	T	Win %
1.	Fordham	150	4043	2053	50	.662
2.	Texas	114	3197	1114	31	.740
3.	Southern California	116	2673	1451	28	.647
4.	Michigan	137	2664	1491	36	.640
5.	Stanford	117	2620	1652	35	.612
6.	Arizona State	99	2593	1253	7	.674
7.	Arizona	105	2534	1349	23	.652
8.	Clemson	113	2523	1396	30	.643
9.	Florida State	63	2522	930	11	.730
10.	Washington State	115	2510	1533	6	.621
11.	North Carolina	121	2479	1499	37	.622
12.	Harvard	143	2403	1580	35	.602
13.	Minnesota	122	2381	1439	25	.622
14.	Alabama	117	2368	1401	23	.628
15.	California	119	2361	1768	21	.571
16.	Texas A&M	108	2355	1335	42	.637
17.	Illinois	131	2348	1514	38	.607
18.	Fresno State	82	2338	1354	8	.633
19.	Mississippi State	121	2331	1369	27	.629
20.	Ohio State	127	2326	1495	40	.608
21.	Oklahoma State	99	2319	1159	4	.667
22.	Oklahoma	105	2286	1320	11	.634
23.	Miami (FL)	66	2281	910	18	.714
24.	Notre Dame	118	2270	1363	20	.624
25.	South Carolina	118	2265	1391	17	.619

Wins Over Top-Ranked Teams

Clemson has defeated the #1 team in the nation in baseball 12 times, more than any other sport on the Tiger landscape. That list of 12 wins includes four over Miami (FL), more than any other opponent. Amazingly, none of the 12 wins took place at Clemson.

Clemson gained its 12th win over a top-ranked team in 2010 when the Tigers defeated an Arizona State team that was ranked #1 according to **Collegiate Baseball** and **Sports Weekly**. It was actually the second win over a top-ranked team by the Tigers in 2010.

Clemson's first wins in history over the #1 team in the nation in any sport took place at Miami in an NCAA Tournament game in 1977 on consecutive days. The Tigers downed the top-ranked Hurricanes on May 21 and May 22 of 1977 to advance to the College World Series.

The Tigers also beat a top-ranked Hurricane team in 1986 in consecutive regular-season games at Greenville (SC) Municipal Stadium. The Tigers downed the Hurricanes 7-4 and 9-5, wins many believed would get Clemson into the then 40-team field. But the 42-21 Tigers were denied.

The baseball program has 12 of the Clemson sports program's 25 all-time wins over top-ranked teams. The men's soccer team is second (5).

One of the more unusual circumstances surrounding the nation's #1 team took place in 1994. In what is believed to be the only time two top-ranked teams faced each other, Clemson beat Georgia Tech twice in three games at Atlanta, GA. Clemson entered that series ranked #1 by **Collegiate Baseball** and **Sports Weekly**, while Georgia Tech entered the series #1 by **Baseball America**. That was Jack Leggett's first year as Tiger head coach.

Clemson Baseball Wins Over Top-Ranked Teams			
Date	Opponent	Site	Score
5-21-77	Miami (FL)	Coral Gables, FL	7-2
5-22-77	Miami (FL)	Coral Gables, FL	10-9
5-10-86	Miami (FL)	Greenville, SC	7-4
5-11-86	Miami (FL)	Greenville, SC	9-5
5-17-93	Georgia Tech	Greenville, SC	9-8
5-13-94	Georgia Tech	Atlanta, GA	9-8
5-15-94	Georgia Tech	Atlanta, GA	7-4
6-4-96	Alabama	Omaha, NE	14-13
4-10-99	Florida State	Tallahassee, FL	8-4
4-5-06	South Carolina	Columbia, SC	3-2
3-27-10 ⁽¹⁾	Virginia	Charlottesville, VA	8-5
6-21-10	Arizona State	Omaha, NE	6-3

World Series Champions & All-Stars

Clemson has had four different former players win Major League World Series Championship rings. The first to do it was Flint Rhem, who was a member of the Saint Louis Cardinals, champions of 1926 and 1931. Rhem was a pitcher who had a 20-7 record during the 1926 season, the most wins by a National League pitcher that year.

Tim Teufel was a member of the New York Mets in the 1986 season, the year they defeated the Boston Red Sox to win the World Series Championship. He hit .247 in 93 games for the Mets that year. Teufel played 1,073 games in his Major League career.

Mark Davidson gave the Tigers a World Series Champion two years in a row when he played on the Minnesota team that won it all in 1987. Davidson played 102 games and hit .267 that season, his second year in the Majors.

Jimmy Key has had the most impressive World Series career of all the former Tigers. He played on the 1992 Blue Jay and the 1996 Yankee teams that won the World Series. He holds the distinction of being the only pitcher to gain the clinching victory in two different World Series in the 1990s. He was 2-0 in the 1992 World Series, winning game-four and game-six, the latter in relief. He was 3-1 with a 2.50 ERA during his World Series career.

Clemson has had two former players participate in the Major League All-Star game. Billy O'Dell, a star pitcher for Clemson in the 1950s, is the only former Tiger to earn MVP honors in the All-Star game. He earned the victory and pitched 3.0 scoreless innings in the 1958 game at Baltimore, MD. He was a member of the Orioles at the time, so that was quite a special afternoon. O'Dell also played in the 1959 All-Star game.

Key is the other former Tiger to play in an All-Star game. He was chosen four times, including 1985, his rookie year. He was also chosen in 1991, 1993, and 1994. He is third to Brian Dawkins and Michael Dean Perry in Clemson athletic history in terms of All-Star game selections at the professional level. Dawkins has been selected to the Pro Bowl eight times, while Perry played in six Pro Bowls.



Kyle Parker, a 2010 first-team All-American on the diamond, is one of seven Tigers who has played football and baseball in Head Coach Jack Leggett's 17 years at Clemson.



Head Coach Jack Leggett



7 | Jack Leggett

Head Coach
18th Season at Clemson
32nd Season Overall
Maine '76

Jack Leggett is no stranger to success. In 17 seasons, he has led Clemson to 769 victories (45.2 per season), 16 NCAA Tournament appearances, and six College World Series berths. Clemson is the seventh-winningest program in the nation during his time as head coach.

The enthusiastic mentor, who will turn 57 on March 5, has not built up that win total against easy competition. Of his 769 wins, 208 (27 percent) have come against teams ranked in the top 25 of at least one of the three major polls. He also has 108 wins over top-10 teams and 63 in NCAA Tournament competition.

The South Burlington, VT native has been with the program since 1992. He served as recruiting coordinator and assistant head coach under Bill Wilhelm (1992,93). He was a major contributor to two teams that were ranked in the final top 20 and reached the NCAA Regionals. The Tigers also won the ACC Tourney title in 1993.

The word "championship" is also in the lexicon of terms when summarizing Leggett's 17 years as head coach in Tigertown. In 1994, Clemson won the ACC regular-season title and went on to win the tournament title as well. In 1995, the Tigers repeated as ACC regular-season champions and won the NCAA East Regional title. The 1996 season

brought Clemson another NCAA Regional title and a second consecutive berth to the College World Series. In 1999, Clemson won four games in two days to capture the Fayetteville (AR) Regional.

In 2006, the Tigers captured the Atlantic Division title with a 24-6 record and then won the ACC Tournament Championship. The Tigers also won regional titles in 2000, 2001, 2002, 2005, 2006, 2007,

2009, and 2010. Leggett guided Clemson to the College World Series in 2000, 2002, 2006, and 2010 as well.

Seven of the 17 years have seen the Tigers finish in the top 10 of all three major polls, and there has been at least one top-25 final ranking in 14 of the 17 seasons under Leggett.

For his accomplishments, he was named ACC Coach-of-the-Year in his first two seasons (1994,95). He is one of a few coaches in ACC history, regardless of sport, to be named ACC Coach-of-the-Year in each of his first two seasons. He also earned the same honor in 2006 when Clemson won the ACC title.

His demeanor is one of aggressiveness and passion for the game. One can see Leggett sprinting to the third-

base coaching box between innings and charging into the pregame huddle to get his players fired up. He expects the same intensity and has gotten that out of his players.

His Tigers have shown excellence in all areas of the game in his 17 seasons. His first year (1994) as head coach was truly remarkable. With just three starters returning in the field, Clemson was unranked in the pre-season top 20, but it quickly reached the top 20 of every poll with a two-game sweep of #9 Tennessee. Those were the first two of 19 wins over top-25 teams.

The Leggett File

Full Name: Jackson Scott Leggett



Born: March 5, 1954 in Bangor, ME

Education: Bachelor's degree in physical education and minor in history at Maine (1976)...master's degree in teacher education at Vermont (1980).

Playing Experience: Four-year letterman (baseball) at Maine (1973-76)...three-year letterman (football) at Maine (1974-76).

Coaching Experience: Head coach at Vermont (1978-82)...head coach at Western Carolina (1983-91)...assistant head coach at Clemson (1992,93)...head coach at Clemson (1994-10).

Family: Son, Tanner (27), and daughter, Colby (25)...wife, Karen...Karen has three daughters, Kyla (29), Kristen (28), and Kacie (26), and a son, Kenny (22).



The 1994 Tigers (57-18) won a record 13 straight ACC games to open the season and ended the year with a 20-4 league ledger. After two wins over Miami (FL) in April of 1994, Clemson ascended to the #1 ranking in the nation according to **Collegiate Baseball**. It was just the second #1 ranking in school history.

Leggett's Tigers won the 1994 ACC regular-season title, then they captured the ACC Tournament title by winning four games against top-20 teams. It was just the fifth time in school history that the Tigers won the regular-season and ACC Tourney titles in one year. As a result, Clemson was rewarded as a regional host for the first time in 13 years.

Clemson was eliminated in the NCAA Regional, but it still concluded 1994 as the nation's winningest team. The summer following that season, Leggett was chosen to the University of Maine Hall of Fame.

In 1995, his Tigers had a 54-14 record, due in part to an offense that was in the top 10 in the nation in scoring (8.4 runs per game). The team also had six players who would go on to play in the Major Leagues. In 1996, the season ended with the Tiger pitching staff owning the best ERA (3.03) in the nation. With a record of 51-17, Clemson was fourth in the nation in wins.

The 1996 team also produced eight Major League draft picks, including seven in the first 17 rounds. Included in those selections were pitchers Kris Benson, the #1 overall pick, and Billy Koch, the #4 overall pick. It was only the second time in the history of the draft, which dates to 1965, that one school produced two of the first five picks.

In 1998, Clemson reached #3 in the nation and finished as high as #19. In 1999, Clemson was 6-6 against top-10 teams, even though just one of the 12 games was played at Doug Kingsmore Stadium.



Jack and Karen Leggett with (from left to right) Tanner, Colby, Kenny, Kristen, Kacie, and Kyla.

Leggett's Coaching Record

Year	School	Position(s)	W-L	NCAA
1978	Vermont	HC	11-9	
1979	Vermont	HC	12-11	
1980	Vermont	HC	12-16	
1981	Vermont	HC	22-15	
1982	Vermont	HC	18-10	
1983	Western Carolina	HC	25-20	
1984	Western Carolina	HC	37-20	
1985*	Western Carolina	HC	37-35	Regional
1986*	Western Carolina	HC	33-28	Regional
1987*	Western Carolina	HC	36-20	Regional
1988*	Western Carolina	HC	38-24	Regional
1989*	Western Carolina	HC	23-31	Regional
1990	Western Carolina	HC	37-25	
1991	Western Carolina	HC	36-26	
1992	Clemson	AHC,RC	50-14	Regional
1993*	Clemson	AHC,RC	45-20	Regional
1994*	Clemson	HC	57-18	Regional
1995	Clemson	HC	54-14	CWS
1996	Clemson	HC	51-17	CWS
1997	Clemson	HC	41-23	Regional
1998	Clemson	HC	43-16	Regional
1999	Clemson	HC	42-27	Super Regional
2000	Clemson	HC	51-18	CWS
2001	Clemson	HC	41-22	Super Regional
2002	Clemson	HC	54-17	CWS
2003	Clemson	HC	39-22	Regional
2004	Clemson	HC	39-26	Regional
2005	Clemson	HC	43-23	Super Regional
2006*	Clemson	HC	53-16	CWS
2007	Clemson	HC	41-23	Super Regional
2008	Clemson	HC	31-27-1	
2009	Clemson	HC	44-22	Super Regional
2010	Clemson	HC	45-25	CWS

* - conference champion

Seasons as a full-time NCAA coach:	33
Winning seasons:	31
NCAA Tournament appearances:	23
Record as an assistant coach:	95-34 (.736)
Record as a head coach:	1146-646-1 (.639)

Head Coaching Record By School

School	Seasons	Years	W-L	Win %
Vermont	5	1978-82	75-61	.551
Western Carolina	9	1983-91	302-229	.569
Clemson	17	1994-10	769-356-1	.683
Totals	31	1978-91,94-10	1146-646-1	.639

Clemson Head Coaching Record

Year	Overall	ACC	Finish	NCAA
1994^	57-18	20-4	1st	Regional
1995	54-14	20-4	1st	CWS
1996	51-17	17-7	2nd	CWS
1997	41-23	13-10	4th	Regional
1998	43-16	14-9	T-2nd	Regional
1999	42-27	13-10	3rd	Super Regional
2000	51-18	17-7	2nd	CWS
2001	41-22	17-7	2nd	Super Regional
2002	54-17	16-8	4th	CWS
2003	39-22	15-9	T-3rd	Regional
2004	39-26	14-10	T-4th	Regional
2005	43-23	21-9	2nd	Super Regional
2006^	53-16	24-6	*1st	CWS
2007	41-23	18-12	*2nd	Super Regional
2008	31-27-1	11-18-1	*4th	-----
2009	44-22	19-11	*2nd	Super Regional
2010	45-25	18-12	*T-1st	CWS

* - Atlantic Division; ^ - ACC Tournament Champion

In 2000, Clemson climbed to the #1 ranking by **Collegiate Baseball** after opening the season 23-3. The Tigers traveled back to Omaha for the first time in four seasons. Clemson went 1-2 in the College World Series after sweeping its way through the regional and super regional rounds. The Tigers ended the year with a 51-18 record and finished second in the ACC. Clemson claimed 14 wins over top-25 teams, including 11 wins against top-10 teams.

The 2001 season saw Clemson triumph over adversity. The Tigers suffered a five-game losing streak along with the unexpected loss of seniors Patrick Boyd and Mike Proto to injury. But Clemson finished second in the ACC and was a step away from Omaha before being eliminated by eventual National Champion Miami (FL).



In 2002, Leggett received region coach-of-the-year honors by ABCA, as the Tigers were 54-17 and finished tied for third in the nation in Omaha. That team also featured eight draft picks, including unanimous National Player-of-the-Year Khalil Greene. Greene set the national career record for doubles (95) and finished second in hits (403).

In 2003, Clemson continued to win close games, as the Tigers were 15-5 in games decided by two runs or less. Michael Johnson went from undrafted out of high school to a second-round pick, as he finished his career with 58 homers, third-most in Tiger history. All four starting infielders also earned First or Second-Team All-ACC honors.

The 2004 campaign was one of adversity overcome, as Clemson started 9-10 but went 18-4 in its next 22 games. The team played in the Athens (GA) Regional and overcame a seven-run deficit to defeat host Georgia and to stay alive. But the Bulldogs rallied in the title game to claim the crown. He also coached nine Tigers who were selected in the 2004 draft.

The 2005 Tigers played one of their toughest schedules in history, which included 42 of their 66 games against teams that played in the NCAA Tournament. Clemson still managed to come within one win of a trip to the College World Series, falling in three games at Baylor in the Waco Super Regional. Clemson was 19-9 against top-25 ranked teams and won 21 ACC regular-season games, finishing in second place in the ACC standings.

In 2006, Clemson had the best ACC record (24-6) and won the ACC Tournament title. The Tigers later advanced to the College World Series and finished ranked #5 in all three polls with a 53-16 record, including a 26-9 mark against top-25 ranked teams. Clemson had a 3.26 ERA, the sixth-best figure in the nation, one of many reasons Leggett was named ACC Coach-of-the-Year. Tyler Colvin and Andy D'Alessio were both first-team All-Americans, while Josh Cribb earned third-team honors. Colvin (#13 overall pick) was one of 10 Tigers selected in the 2006 draft as well.

Clemson continued its postseason success in 2007 when it advanced to the Starkville (MS) Super Regional after winning the Myrtle Beach (SC) Regional with a 3-0 record. The squad had a 41-23 record and finished in the top 15 of all three major polls. D'Alessio tied the school record with 59 career homers. He was one of a school-record 11 draft picks from the 2007 team, five of which were taken in the first three rounds. Lefthander Daniel Moskos was the #4 overall pick of the draft.

In 2009, Leggett directed the Tigers to another super regional after the Tigers won the Clemson Regional in dramatic fashion. The Tigers trailed 5-1 in the seventh inning of the championship game against Oklahoma State before they rallied for a 6-5 win thanks to Kyle Parker's two-out, two-run single in the eighth inning. Clemson did not lose more than two games in a row all year and finished #5 in the nation in ERA. The Tigers also had nine draft picks.

The 2010 squad overcame a midseason slump to advance to the College World Series for the sixth time under Leggett. Led by Parker, a first-team All-American, Clemson swept Florida State at home in the final weekend to capture the ACC Atlantic Division title. In the Auburn Regional, Clemson defeated Auburn twice in three games to advance to the Clemson Super Regional, where the Tigers topped Alabama twice in three games. In Omaha, Clemson won two games and reached the Final Four under Leggett, who was named ABCA Atlantic Region Coach-of-the-Year.

Leggett has 1,146 career wins and is the nation's seventh-winningest active Division I head coach. He reached the 1,000-win mark in Clemson's 5-0 win at Maryland on March 25, 2007 to become just the 29th coach in Division I history to reach 1,000 career wins. At the age of 53, he also became the second-youngest coach to reach that mark.

Leggett has a 84-64 record against SEC teams as the Tiger head coach, including a 50-21 record at Doug Kingsmore Stadium. He has a .500 record or better against all eight SEC teams that he has faced as Clemson's head coach.

Leggett enters the 2011 season with a career record of 1146-646-1, seven conference championships, and 21 NCAA Tournament appearances on his resumé. So far, 97 of the players Leggett has brought to Tigertown have been drafted and/or signed a professional baseball contract.

But perhaps his most notable stat is a streak involving Omaha. Since he took over in 1994, every Tiger who has

Leggett vs. ACC & SEC

Leggett vs. ACC as Clemson Head Coach

Team	Overall	Home	Away	Neutral
Boston College	9-6	5-4	4-2	0-0
Duke	38-15-1	20-4	17-9-1	1-2
Florida State	29-36	17-10	7-17	5-9
Georgia Tech	35-30	17-6	8-19	10-5
Maryland	45-8	23-1	19-7	3-0
Miami (FL)	11-7	6-3	3-3	2-1
North Carolina	31-22	14-10	13-8	4-4
N.C. State	41-19	21-5	12-12	8-2
Virginia	31-21	16-5	13-11	2-5
Virginia Tech	15-4	9-0	6-3	0-1
Wake Forest	40-17	20-4	17-10	3-3
Totals	325-185-1	168-52	119-101-1	38-32

Note: Includes records vs. teams as ACC members.

Leggett vs. SEC as Clemson Head Coach

Team	Overall	Home	Away	Neutral
Alabama	4-1	3-1	0-0	1-0
Arkansas	3-1	2-1	1-0	0-0
Auburn	9-9	4-3	4-6	1-0
Georgia	21-16	13-3	8-13	0-0
Kentucky	3-0	3-0	0-0	0-0
Mississippi State	3-2	3-0	0-2	0-0
South Carolina	32-32	16-13	16-14	0-5
Tennessee	9-3	6-0	3-2	0-1
Totals	84-64	50-21	32-37	2-6

been in the program and on the postseason roster for four consecutive years has made at least one trip to the College World Series. Only three other schools in the nation have current streaks as long as the Tigers' streak.

Prior to his move to Clemson, Leggett served as a head coach for 14 years (five at Vermont, nine at Western Carolina). He already had 377 career wins, 302 at Western Carolina and 75 at Vermont, before he came to Clemson.

Leggett led Western Carolina to five NCAA Tournaments (1985-89), five SoCon titles, and a top-30 ranking during his tenure as head coach. His 1988 team set the school record for wins, posting a 38-24 record, while the 1989 squad won its fifth-consecutive Southern Conference title. The Catamounts averaged 33 wins a season during his time in Cullowhee, NC, and his teams played in the conference title game in eight of the nine seasons.

The 1991 Catamounts posted a 36-26 record. One of the 36 wins came in a 9-7 victory over Clemson on March 31, one of just 10 losses the #4 Tigers had that year. Leggett was named ABCA Atlantic Region Coach-of-the-Year and Southern Conference Coach-of-the-Year in 1987. In 1989, he was appointed to the NCAA Division I Baseball Committee and served on the committee through the 1995 season.

In his tenure at Western Carolina, Leggett produced 35 First-Team All-SoCon players, six conference players-of-the-year, and had 16 players sign pro contracts. Of the

Catamounts who played under him for four seasons, 100 percent graduated and more than 50 percent compiled a 3.0-or-better GPA. He was also inducted into the Western Carolina Athletic Hall of Fame in 2001.

Before going to Western Carolina for the 1983 season, Leggett spent five seasons at Vermont, where he turned the program into a consistent winner. He coached the Vermont club team in 1977, then he organized and coached the school's first intercollegiate team in 1978. At age 23, Leggett was the youngest coach in the country. He had a winning season in his first year and had a 75-61 overall record at Vermont.

Leggett graduated with honors from Maine in 1976, where he was an all-star performer in both football and baseball. He captained the 1976 Maine team that advanced to the College World Series, and he was a two-time All-Yankee Conference honoree in football as a defensive back and placekicker. He still holds the Maine record for the longest field goal, a 52-yarder.

Leggett has two children, son Tanner (27) and daughter Colby (25). Tanner lettered twice (2005,06) on the Clemson baseball team and graduated with a degree in marketing in 2006, while Colby is a graduate of Ohio State. Jack and Karen were married on August 6, 2005. Karen has four children, three daughters, Kyla (29), Kristen (28), and Kacie (26), and a son, Kenny (22).



Jack Leggett Comments

Coaching Influences

"Obviously, I admire Bill Wilhelm. He taught me so much. I will never forget him for giving me this opportunity to coach at a great program.

"I had some great coaches at Maine. Jack Butterfield and John Winkin were tremendous coaches there. Walter Abbott was my football coach at Maine, and he taught me a lot about mental toughness. Jack Bicknell was also a football coach who influenced me.

"Paul Jordan was my high school football coach. He taught me what it takes to be a winner, and he taught me about the benefits of self-sacrifice, how to be organized, and how to prepare for a game. Vermont's former athletic director (Rick Farnham) is also a coach who I drew a lot from."

Doug Kingsmore Stadium

"Doug Kingsmore Stadium is one of the top baseball facilities in the country. I am certainly prejudiced, but I think we have the finest facility when one takes into account the players, the fans, the media, and the support personnel.

"We have some unique features in our ballpark, with the terrace and the close proximity of the fans. But the greatest feature is the fan support. We have finished in the top 20 in the nation in average attendance each of the last 17 years. Our fans make it an exciting atmosphere. We have a season-ticket base of 3,500 fans, so there is strong support for the program."

Goals for the Program

"We strive to go to Omaha every year. We put 'Omaha' on the back of our caps, because I want our players to know every day what we are striving for.

"Our daily goals are to play at a national championship level. We strive to exhibit the discipline necessary in everything we do, both on and off the field, to win the national title. We talk about it...we don't hide that."

Philosophies of Baseball

"I like to play a very aggressive game. You have to take the action to the opposition and force it into mistakes. I like to hit-and-run, bunt, and be aggressive on the bases. I am not a coach who likes to sit back for the big inning.

"Consistency on defense is very important. It all begins on the mound. You can tell in our recruiting that it's an area we stress, because that's what carries you in the postseason."

Playing Experiences

"I enjoyed my college baseball experience at Maine. I was fortunate to play in the College World Series in 1976. It was a memorable time. I can tell you who we played, what the score was, players on the other teams, what I did in each at-bat, the player introductions, what hotel we stayed in, and the plane we took to get there.

"Being there as a player and enjoying the experience, it motivates me to make it happen for our players."

Selling Points of the Clemson Program

"First of all, we have a great tradition. If a young man wants to get involved in a program that strives to go to Omaha and has a goal of winning the national title, this is the place to be. That has been the case here for many years. We have been to Omaha six of the last 16 years and 12 times overall. It is a program that has not had a losing season since 1957 and has been to the NCAA Tournament 23 of the last 24 years.

"In every good program, there is a strong tradition. We are fortunate that Bill Wilhelm set that tradition for us. He coached here 36 years and never had a losing season. I don't see many coaches duplicating that feat in college baseball.

"I was a history minor in college at Maine, so I know how important that aspect is to a program. He brought it great stability. I appreciate what he did for me and what he did for this program.

"We saw the impact of that tradition in the fall of 2009 when we had a reunion of former Clemson baseball players. It was one of the most rewarding weekends of my professional career. We had former players from many different decades return to Clemson for an alumni game. We had former Major League players and walk-ons who all have a common bond for this program. It is one of the strengths of this program and this University.

"Second, we have the facilities and administrative backing to compete for the national title. That is something I would be looking for as a player. Doug Kingsmore Stadium is one of the nation's top facilities. We finished a multi-million-dollar renovation last decade and have made additional upgrades, including the new Thomas F. Chapman Grandstand in left field, that makes it the nation's best college stadium. It has been accomplished in a first-class manner in every aspect.

"Third, we have a tradition of playing host to regionals at Clemson, and that means we have fan support. You don't host regionals without drawing sellout crowds. The people in this community really embrace this program.

"Fourth, Vickery Hall, our student-athlete enrichment center, is among the best in the country. The programs at Vickery Hall show that Clemson cares about its student-athletes in all phases of his or her life. Any student-athlete at Clemson knows he or she has the chance to be successful in the classroom and graduate from Clemson."



LEGGETT BY THE NUMBERS



Winningest Active Head Coaches

Rk	Head Coach	Current School	Years	Wins
1.	Gene Stephenson	Wichita State	33	1724
2.	Augie Garrido	Texas	39	1682
3.	Mike Martin	Florida State	31	1631
4.	Mark Marquess	Stanford	34	1387
5.	Jim Morris	Miami (FL)	29	1280
6.	Jim Gilligan	Lamar	33	1167
7.	Jack Leggett	Clemson	31	1146
8.	Pete Dunn	Stetson	31	1124
9.	John Anderson	Minnesota	29	1038
10.	Ray Tanner	South Carolina	23	1029
11.	Steve Kittrell	South Alabama	27	1021
12.	Mark Johnson	Sam Houston State	25	1010
13.	Keith Guttin	Missouri State	28	959
14.	Danny Hall	Georgia Tech	23	945
15.	Mike Gillespie	California-Irvine	23	889
16.	Wayne Graham	Rice	19	870
17.	Fred Hill	Rutgers	27	862
18.	Paul Mainieri	Louisiana State	22	860
19.	Gary Powers	Nevada	28	856
20.	Tony Robichaux	Louisiana-Lafayette	24	840
21.	Andy Lopez	Arizona	22	835
22.	Bill Brown	George Mason	29	823
23.	Roger Cador	Southern	26	768
24.	Sam Piraro	San Jose State	23	749
25.	Elliott Avent	N.C. State	22	746

Note: Only includes wins as a Division I head coach.

Most Wins (1994-10)

Rk	Team	Wins	Avg.
1.	Florida State	870	51.2
2.	Wichita State	818	48.1
3.	Rice	805	47.4
4.	Miami (FL)	776	45.6
5.	Cal State Fullerton	773	45.5
6.	Louisiana State	772	45.4
7.	Clemson	769	45.2
8.	Texas	743	43.7
9.	Georgia Tech	737	43.4
10.	Arizona State	726	42.7
	South Carolina	726	42.7
12.	North Carolina	715	42.1
13.	Tulane	705	41.5
14.	Notre Dame	698	41.1
15.	Stanford	696	40.9
16.	Alabama	688	40.5
17.	Oklahoma State	683	40.2
18.	Oral Roberts	676	39.8
19.	Florida	672	39.5
20.	Ohio State	667	39.2
21.	Texas A&M	656	38.6
22.	Coastal Carolina	655	38.5
23.	N.C. State	645	37.9
24.	Auburn	643	37.8
25.	Nebraska	642	37.8

3 Number of times Leggett has been named ACC Coach-of-the-Year (1994,95,06) as head coach at Clemson.

6 Number of times Leggett has led the Tiger program to the College World Series. Also, number of schools that have more wins than Clemson during Leggett's tenure. Only Florida State, Wichita State, Rice, Miami (FL), Cal State Fullerton, and Louisiana State have won more.

10 Number of first-round draft picks Clemson has had during Leggett's tenure.

14 Number of players Leggett has coached at Clemson who have played in the Major Leagues.

16 Number of times in 17 years Leggett has led Clemson to an NCAA Regional.

20 Number of weeks ranked #1 in the nation in at least one of the three major polls under Leggett.

28 Number of All-Americans Leggett has coached as head coach at Clemson.

52 The length of field goal in yards that Leggett booted as a placekicker at Maine in the 1970s. It is still the longest made field goal by a Black Bear in history.

63 Number of NCAA Tournament games the Tigers have won in Leggett's tenure at Clemson.

97 Number of players Leggett has coached at Clemson who have either been drafted or signed a professional contract.

143 Number of weeks ranked in the top 10 of at least one of the three major polls under Leggett.

208 Number of wins Clemson has had against top-25 ranked teams in Leggett's tenure.

285 Number of weeks ranked in the top 25 of at least one of the three major polls under Leggett.

287 Number of ACC regular-season wins Leggett has totaled in 17 years at Clemson, an average of 17 per season.

769 Number of wins Leggett has totaled in 17 years at Clemson, an average of 45 per season.

1,126 Number of Leggett's games in 17 years at Clemson.

1,146 Number of Leggett's wins in 31 years as a head coach.

1,793 Number of Leggett's games in 31 years as a head coach.

8,457 Number of runs Clemson has scored in 17 years under Leggett.



Leggett's 208 Top-25 Wins

Date	Opponent	Rank	Site	Score
2-19-94	Tennessee	9-15-NR	H	14-1
2-20-94	Tennessee	9-15-NR	H	4-2
3-25-94	Washington	22-19-16	N1	3-2
4-6-94	South Carolina	NR-NR-17	A	7-2
4-8-94	N.C. State	19-29-16	H	⁽¹⁰⁾ 10-8
4-9-94	N.C. State	19-29-16	H	9-5
4-10-94	N.C. State	19-29-16	H	6-5
4-22-94	North Carolina	NR-NR-22	A	11-1
4-24-94	North Carolina	NR-NR-22	A	3-2
4-26-94	Tennessee	11-13-14	A	3-2
4-29-94	Miami (FL)	4-3-3	H	7-5
5-1-94	Miami (FL)	4-3-3	H	⁽¹²⁾ 9-8
5-7-94	Florida State	2-5-3	H	5-2
5-8-94	Florida State	2-5-3	H	9-5
5-13-94	Georgia Tech	1-2-3	A	⁽¹⁰⁾ 9-8
5-15-94	Georgia Tech	1-2-3	A	7-4
5-19-94	N.C. State	24-NR-20	N2	17-5
5-20-94	Georgia Tech	2-3-2	N2	9-6
5-22-94	Florida State	8-13-8	N2	4-1
3-1-95	Tennessee	11-8-11	H	⁽¹⁰⁾ 6-4
3-2-95	Tennessee	11-8-11	H	7-6
3-4-95	Old Dominion ⁽¹⁾	21-NR-NR	H	10-5
3-4-95	Old Dominion ⁽²⁾	21-NR-NR	H	12-6
3-5-95	Old Dominion	21-NR-NR	H	7-1
3-7-95	James Madison	25-NR-NR	H	5-0
3-8-95	James Madison	25-NR-NR	H	16-6
3-21-95	Old Dominion	24-NR-NR	A	9-7
3-22-95	Old Dominion	24-NR-NR	A	4-2
4-14-95	N.C. State	NR-NR-25	A	⁽¹⁰⁾ 17-15
4-15-95	N.C. State	NR-NR-25	A	13-1
4-16-95	N.C. State	NR-NR-25	A	13-4
5-13-95	Miami (FL)	9-11-11	A	7-5
5-19-95	Florida State	5-7-6	N2	11-0
5-28-95	Alabama	19-17-16	H	7-4
2-16-96	South Florida	22-NR-NR	H	4-0
2-27-96	Tennessee	4-7-7	A	8-3
2-28-96	Tennessee	4-7-7	A	⁽¹⁰⁾ 10-4
4-26-96	N.C. State	18-20-17	H	14-0
5-4-96	Florida State	4-6-3	H	3-0
5-5-96	Florida State	4-6-3	H	2-1
5-6-96	Florida State	7-8-7	H	2-0
5-10-96	Georgia Tech	NR-18-NR	A	⁽¹⁰⁾ 9-8
5-12-96	Georgia Tech	NR-18-NR	A	9-2
5-24-96	Old Dominion	25-NR-NR	H	5-1
5-26-96	Tennessee	12-12-16	H	12-5
6-2-96	Oklahoma State	11-8-17	N3	⁽¹⁰⁾ 8-5
6-4-96	Alabama	1-2-3	N3	14-13
2-27-97	Cal State Northridge	23-19-25	N4	8-7
4-4-97	Florida State	9-7-8	A	10-7
4-15-97	Tennessee	8-11-9	H	13-5
4-25-97	Georgia Tech	18-6-10	H	7-4
5-15-97	Georgia Tech	11-4-6	N5	7-4
5-17-97	N.C. State	20-20-19	N5	⁽¹⁰⁾ 11-6
2-8-98	Auburn	11-22-10	N6	9-4
4-1-98	South Carolina	8-8-9	A	6-4
4-17-98	N.C. State	NR-NR-24	H	⁽¹²⁾ 11-10
4-18-98	N.C. State	NR-NR-24	H	17-6
4-24-98	Florida State	11-11-10	H	2-1
4-25-98	Florida State	11-11-10	H	5-4
5-9-98	North Carolina ⁽²⁾	24-NR-NR	A	8-1
5-10-98	North Carolina	24-NR-NR	A	7-6
2-25-99	Washington	NR-24-NR	N4	13-12
4-3-99	Miami (FL)	8-6-6	N7	7-5
4-10-99	Florida State	1-1-1	A	8-4
4-21-99	South Carolina	20-22-20	H	5-4
4-23-99	Georgia Tech	NR-19-21	H	24-4
4-24-99	Georgia Tech	NR-19-21	H	13-8
4-25-99	Georgia Tech	NR-19-21	H	6-5
5-9-99	North Carolina	12-10-14	H	20-7
5-10-99	North Carolina	15-14-18	H	5-4
5-22-99	Florida State	3-2-3	N8	8-7
5-29-99	Arkansas	10-8-10	A	12-4
6-5-99	Texas A&M	2-6-5	A	10-3
1-28-00	Rice	14-7-7	N9	3-1
1-29-00	Miami (FL)	5-5-4	N9	4-0
3-14-00	East Carolina	22-17-21	H	7-0
4-1-00	North Carolina	10-13-8	A	10-2
4-15-00	Wake Forest ⁽¹⁾	12-11-15	H	⁽¹²⁾ 6-5
4-15-00	Wake Forest ⁽²⁾	12-11-15	H	5-4
4-30-00	Georgia Tech	8-5-11	A	13-12
5-6-00	Florida State	2-2-2	H	8-7
5-7-00	Florida State	2-2-2	H	5-4
5-8-00	Florida State	7-4-4	H	7-4
5-18-00	Florida State	8-8-4	N7	8-4
6-2-00	Mississippi State	14-10-14	H	11-4
6-3-00	Mississippi State	14-10-14	H	9-4
6-9-00	San Jose State	12-7-NR	N3	10-6
3-3-01	South Carolina	7-4-6	A	7-4
3-23-01	Wake Forest			
3-25-01	Wake Forest			
4-20-01	Georgia Tech			
4-21-01	Georgia Tech			
2-22-02	Auburn	NR-NR-25	H	7-4
2-23-02	Auburn	NR-NR-25	H	8-5
2-24-02	Auburn	NR-NR-25	H	6-5
3-2-02	South Carolina	5-4-4	A	9-7
3-3-02	South Carolina	5-4-4	H	⁽¹⁰⁾ 11-10
4-12-02	North Carolina	21-13-24	A	⁽¹⁰⁾ 11-7
4-13-02	North Carolina	21-13-24	A	4-2
4-24-02	South Carolina	5-5-6	A	4-1
4-27-02	Wake Forest	3-5-3	H	5-3
4-28-02	Wake Forest	3-5-3	H	4-0
5-4-02	Georgia Tech	13-13-9	A	12-9
5-22-02	Georgia Tech	10-9-7	N5	10-0
5-25-02	Wake Forest	5-2-4	N5	8-6
6-1-02	East Carolina	NR-NR-22	H	4-2
6-2-02	East Carolina	NR-NR-22	H	21-1
6-8-02	Arkansas	25-18-NR	H	8-7
6-9-02	Arkansas	25-18-NR	H	7-4
6-14-02	Nebraska	9-7-13	N3	11-10
6-16-02	Georgia Tech	8-6-9	N3	9-7
2-22-03	Auburn ⁽¹⁾	16-23-16	A	11-8
3-1-03	South Carolina	10-6-7	H	8-0
3-29-03	N.C. State ⁽²⁾	17-16-21	A10	12-10
4-2-03	South Carolina	NR-22-20	A	4-2
4-11-03	Florida State	3-2-2	A	8-4
4-25-03	Georgia Tech	7-4-4	H	⁽¹⁰⁾ 9-7
4-26-03	Georgia Tech	7-4-4	H	10-5
4-27-03	Georgia Tech	7-4-4	H	11-3
3-12-04	Auburn	7-12-9	H	14-9
4-7-04	South Carolina	6-9-7	H	9-4
4-14-04	South Carolina	6-13-6	A	13-5
4-16-04	North Carolina	20-10-17	A	2-1
4-18-04	North Carolina	20-10-17	A	⁽¹⁰⁾ 4-2
5-3-04	Florida State	NR-24-NR	H	18-9
5-7-04	Central Florida	24-NR-NR	H	8-5
5-26-04	North Carolina	NR-23-20	N11	7-6
6-6-04	Georgia ⁽¹⁾	11-10-20	A	10-9
2-25-05	California-Irvine	18-20-24	H	3-2
2-26-05	California-Irvine	18-20-24	H	5-4
2-27-05	California-Irvine	18-20-24	H	10-2
3-19-05	North Carolina	13-9-14	H	9-1
3-20-05	North Carolina	13-9-14	H	7-3
3-29-05	Coastal Carolina	NR-25-NR	H	14-5
3-30-05	Coastal Carolina	NR-25-NR	H	8-1
4-3-05	Florida State ⁽²⁾	17-6-10	A	7-3
4-13-05	South Carolina	8-5-4	H	12-2
4-20-05	South Carolina	13-13-8	A	7-5
4-30-05	Georgia Tech	7-6-8	H	6-5
5-17-05	College of Charleston	NR-20-24	H	8-5
5-19-05	Miami (FL)	4-7-4	H	15-5
5-20-05	Miami (FL)	4-7-4	H	9-2
5-21-05	Miami (FL)	4-7-4	H	6-2
5-26-05	Miami (FL)	12-13-8	N12	9-1
5-27-05	N.C. State	18-NR-23	N12	5-4
6-4-05	College of Charleston	NR-22-22	H	6-0
6-11-05	Baylor	6-6-10	A	4-2
3-5-06	South Carolina	9-15-12	H	6-4
3-10-06	Kansas	25-NR-NR	H	7-2
3-12-06	Kansas	25-NR-NR	H	4-3
3-24-06	N.C. State	20-20-12	H	9-5
3-25-06	N.C. State	20-20-12	H	4-2
3-26-06	N.C. State	20-20-12	H	6-2
3-29-06	Georgia	22-19-21	H	10-7
3-31-06	Miami (FL)	25-11-13	A	8-6
4-1-06	Miami (FL)	25-11-13	A	6-2
4-2-06	Miami (FL)	25-11-13	A	14-1
4-5-06	South Carolina	2-1-2	A	3-2
4-12-06	South Carolina	7-9-7	H	10-5
4-14-06	Georgia Tech	14-11-10	A	7-6
5-12-06	Florida State	17-15-13	H	9-1
5-13-06	Florida State	17-15-13	H	⁽¹⁰⁾ 4-3
5-14-06	Florida State	17-15-13	H	11-2
5-16-06	College of Charleston	21-NR-NR	H	1-0
5-18-06	Wake Forest	NR-22-NR	H	26-1
5-19-06	Wake Forest	NR-22-NR	H	6-0
5-20-06	Wake Forest	NR-22-NR	H	7-3
5-25-06	Georgia Tech	11-16-7	N12	3-2
5-27-06	Georgia Tech ⁽²⁾	11-16-7	N12	16-11
5-28-06	N.C. State	NR-NR-25	N12	8-4
6-9-06	Oral Roberts	19-14-NR	H	11-8
6-10-06	Oral Roberts	19-14-NR	H	6-5
6-16-06	Georgia Tech	7-7-4	N3	8-4
3-7-07	Coastal Carolina	17-NR-25	H	4-0
4-22-07	Virginia	6-8-7	H	2-1
4-25-07	South Carolina	9-10-5	H	14-5
4-27-07	Georgia Tech	24-19-NR	H	⁽¹¹⁾ 3-2
20-24-20			A	⁽¹²⁾ 4-1
20-24-20			A	9-1
9-11-17			H	3-0
9-11-17			H	5-1

Leggett vs. Top-25 Ranked Teams

Opponent	Top 25	Top 10	Top 5	#1
Alabama	4-1	1-0	1-0	1-0
Arizona State	1-2	1-2	1-2	1-0
Arkansas	3-1	1-0		
Auburn	8-7	2-2		
Baylor	1-2	1-2		
Cal State Fullerton	0-1	0-1	0-1	
Cal State Northridge	1-1			
California-Irvine	3-0			
Central Florida	1-3			
College of Charleston	3-0			
Coastal Carolina	7-1	2-0		
East Carolina	3-1			
Florida State	29-36	24-32	15-24	1-4
Georgia	2-6	1-4	0-2	0-2
Georgia Southern	0-2			
Georgia Tech	31-27	22-19	11-10	2-1
James Madison	2-0			
Kansas	2-1			
Louisiana-Lafayette	0-1	0-1		
Miami (FL)	15-14	11-14	8-10	0-2
Mississippi State	2-2	2-0		
Nebraska	1-0	1-0		
North Carolina	16-15	8-10	2-6	
N.C. State	17-8			
Notre Dame	0-1			
Oklahoma	1-0	1-0		
Oklahoma State	1-1	1-1		
Old Dominion	6-0			
Oral Roberts	2-0			
Rice	1-1	1-1		
San Jose State	1-0	1-0		
South Alabama	0-1			
South Carolina	19-27	14-20	7-16	1-1
South Florida	1-2			
Southern California	0-1	0-1	0-1	
Stanford	0-2	0-2	0-1	0-1
Tennessee	9-3	7-2	2-1	
Texas A&M	1-2	1-2	1-2	
Virginia	2-5	2-4	1-2	1-2
Virginia Tech	0-1			
Wake Forest	10-8	3-1	3-1	
Washington	2-1			
Winthrop	0-1			
Totals	208-189	108-121	52-79	7-13

Note: Only includes records as Clemson's head coach; **bold** denotes 2011 opponent.

4-28-07	Georgia Tech	24-19-NR	H	10-3
5-12-07	Florida State	2-2-2	A	7-6
5-13-07	Florida State	2-2-2	A	11-6
5-23-07	Miami (FL)	NR-25-NR	N12	(13)5-4
5-26-07	Florida State	3-3-4	N12	5-1
6-3-07	Coastal Carolina	10-12-12	A	11-8
6-4-07	Coastal Carolina	10-12-12	A	15-3
3-18-08	Coastal Carolina	21-NR-21	H	9-6
5-11-08	Georgia Tech	NR-25-NR	A	16-6
5-24-08	Georgia Tech	NR-NR-24	N12	10-4
3-6-09	North Carolina	3-3-2	A	(10)5-4
3-21-09	Florida State	NR-NR-24	A	(11)8-7
4-11-09	Miami (FL) ⁽²⁾	10-10-5	H	9-1
4-12-09	Miami (FL)	10-10-5	H	9-6
4-21-09	Coastal Carolina	NR-23-19	H	5-3
4-25-09	Georgia Tech	7-4-7	H	8-5
4-26-09	Georgia Tech	7-4-7	H	6-3
5-23-09	North Carolina	6-4-4	N8	(11)4-3
3-5-10	South Carolina	15-22-23	H	4-3
3-7-10	South Carolina	15-22-23	A	19-6
3-27-10	Virginia ⁽¹⁾	1-2-2	A	8-5
5-20-10	Florida State	7-11-8	H	9-8
5-21-10	Florida State	7-11-8	H	8-4
5-22-10	Florida State	7-11-8	H	8-3
5-29-10	Georgia Tech	11-9-6	N13	9-3
6-5-10	Auburn	14-14-16	A	5-2
6-7-10	Auburn	14-14-16	A	13-7
6-13-10	Alabama	NR-16-NR	H	19-5
6-14-10	Alabama	NR-16-NR	H	8-6
6-21-10	Arizona State	2-1-1	N3	6-3
6-22-10	Oklahoma	11-6-13	N3	6-4

N1 - Honolulu, HI; N2 - Greenville, SC; N3 - Omaha, NE; N4 - Las Vegas, NV; N5 - Saint Petersburg, FL; N6 - Kissimmee, FL; N7 - Fort Mill, SC; N8 - Durham, NC; N9 - Lake Buena Vista, FL; A10 - Kinston, NC; N11 - Salem, VA; N12 - Jacksonville, FL; N13 - Greensboro, NC;

Note: Rankings by **Baseball America**, **Collegiate Baseball**, **Sports Weekly**; home wins in **bold**.

Opponent	Overall	Win %	UV	WCU	CU
Alabama	4-1	.800			4-1
American	1-0	1.000	1-0		
Appalachian State	21-10	.677		18-10	3-0
Arizona State	1-2	.333			1-2
Arkansas	3-1	.750			3-1
Arkansas State	1-0	1.000			1-0
Auburn	15-21	.417		6-12	9-9
Augusta	1-1	.500		1-1	
Austin Peay State	2-1	.667		2-1	
Baylor	1-2	.333			1-2
Birmingham-Southern	2-0	1.000			2-0
Boston College	10-7	.588	1-1		9-6
Bridgeport	1-1	.500	1-1		
California	1-2	.333			1-2
California State-Fullerton	0-1	.000			0-1
California State-Northridge	1-1	.500			1-1
California-Irvine	3-0	1.000			3-0
Campbell	16-17	.485		16-17	
Carson-Newman	11-4	.733		11-4	
Central Florida	5-3	.625			5-3
Charleston Southern	8-0	1.000			8-0
Charleston, College of	15-0	1.000			15-0
Charlotte	6-6	.500		1-4	5-2
Citadel, The	38-15	.717		31-14	7-1
Clarkson	6-0	1.000	6-0		
Clemson	3-15	.167		3-15	
Coastal Carolina	25-5	.833			25-5
Connecticut	5-4	.556	5-4		
Creighton	1-1	.500			1-1
Dartmouth	2-0	1.000	2-0		
Davidson	22-11	.667		21-11	1-0
Dayton	1-0	1.000			1-0
Delaware	1-0	1.000			1-0
Duke	38-15-1	.713			38-15-1
East Carolina	5-10	.333		0-3	5-7
East Tennessee State	20-6	.769		17-6	3-0
Eastern Connecticut State	0-3	.000	0-3		
Eastern Kentucky	15-8	.652		15-8	
Elon	11-9	.550		1-3	10-6
Fairfield	3-4	.429	3-4		
Florida	3-9	.250		3-9	
Florida Atlantic	1-1	.500			1-1
Florida Gulf Coast	3-1	.750			3-1
Florida International	2-3	.400		2-3	
Florida State	29-36	.446			29-36
Fresno State	1-1	.500			1-1
Furman	46-12	.793		29-7	17-5
Gardner-Webb	4-0	1.000			4-0
George Mason	8-1	.889			8-1
Georgia	24-28	.462		3-12	21-16
Georgia Southern	18-11	.621		6-6	12-5
Georgia Tech	38-35	.521		3-5	35-30
Grand Canyon	2-0	1.000			2-0
Hawaii	1-0	1.000			1-0



Jack Leggett faced Clemson and Head Coach Bill Wilhelm 18 times as Western Carolina's head coach from 1983-91.

Leggett's Milestone Wins

Overall				
Win	Date	Opponent	Score	
*1	4-21-1978	Connecticut	12-4	
^100	5-1-1983	The Citadel ⁽²⁾	2-1	
^200	4-13-1986	The Citadel	12-4	
^300	4-22-1989	Appalachian State	11-10	
400	3-23-1994	Hawaii	7-3	
500	3-8-1996	Virginia Tech	8-4	
600	3-14-1998	Maine ⁽²⁾	19-11	
700	4-23-2000	Duke	12-8	
800	5-13-2002	Virginia	5-3	
900	3-26-2005	Maryland ⁽¹⁾	⁽¹³⁾ 6-4	
1000	3-25-2007	Maryland	5-0	
1100	5-31-2009	Oklahoma State	15-1	
1146	6-22-2010	Oklahoma	6-4	

Clemson				
Win	Date	Opponent	Score	
1	2-12-1994	Western Carolina ⁽¹⁾	3-1	
100	4-29-1995	Georgia Tech	6-1	
200	5-14-1997	Wake Forest	8-6	
300	3-8-2000	William & Mary	10-6	
400	3-27-2002	Coastal Carolina	6-2	
500	4-25-2004	N.C. State	9-6	
600	5-25-2006	Georgia Tech	3-2	
700	4-5-2009	Duke	10-1	
769	6-22-2010	Oklahoma	6-4	

* - as Vermont's head coach; ^ - as Western Carolina's head coach;
Note: Home wins in **bold**.

Hawaii-Hilo	3-0	1.000			3-0
High Point	17-4	.810		15-4	2-0
Holy Cross	3-2	.600	3-2		
Illinois	1-1	.500		0-1	1-0
Indiana State	0-1	.000		0-1	
Iona	0-2	.000	0-2		
Jacksonville	1-0	1.000			1-0
James Madison	10-2	.833	0-2		10-0
Kansas	2-1	.667			2-1
Kansas State	3-0	1.000			3-0
Kentucky	3-0	1.000			3-0
La Salle	0-1	.000		0-1	
Lewis-Clark State	0-1	.000			0-1
Liberty	4-3	.571		3-0	1-3
Louisiana-Lafayette	0-1	.000			0-1
Maine	16-17	.485	2-13	1-4	13-0
Marshall	8-5	.615		8-5	
Maryland	45-8	.849			45-8
Massachusetts	5-4	.556	5-4		
Memphis	2-1	.667			2-1
Mercer	5-1	.833			5-1
Miami (FL)	16-17	.485		0-1	16-16
Miami (OH)	1-0	1.000			1-0
Michigan State	3-0	.000			3-0
Middle Tennessee	3-2	.600		1-2	2-0
Middlebury	7-1	.875	7-1		
Milligan	4-0	1.000		4-0	
Mississippi State	4-4	.500		1-2	3-2
Missouri State	2-1	.667			2-1
Morehead State	3-0	1.000			3-0
Navy	1-0	1.000			1-0
Nebraska	1-0	1.000			1-0
Nevada	1-1	.500			1-1
Nevada-Las Vegas	4-4	.500			4-4
New Hampshire	5-4	.556	4-4		1-0
New York Tech	3-0	1.000			3-0
Newberry	3-0	1.000		3-0	
North Adams State	4-0	1.000	4-0		
North Carolina	31-25	.554		0-3	31-22
North Carolina A&T	1-0	1.000			1-0
North Carolina State	48-37	.565		7-18	41-19
North Carolina-Asheville	18-2	.900		14-2	4-0
North Carolina-Greensboro	2-0	1.000			2-0
North Carolina-Wilmington	7-1	.875			7-1
Northeastern	2-2	.500	2-2		
Northwestern	2-0	1.000			2-0
Norwich	8-1	.889	8-1		
Notre Dame	0-1	.000			0-1
Ohio	9-1	.900		3-0	6-1
Ohio State	2-3	.400		2-2	0-1
Oklahoma	1-0	1.000			1-0
Oklahoma State	3-4	.429		0-2	3-2
Old Dominion	19-2	.905		1-0	18-2

Oral Roberts	3-0	1.000			3-0
Oregon State	2-2	.500			2-2
Pacific	3-0	1.000			3-0
Piedmont	4-1	.800		4-1	
Presbyterian College	3-0	1.000			3-0
Princeton	1-0	1.000			1-0
Providence	2-3	.400	2-2	0-1	
Purdue	4-0	1.000		1-0	3-0
Radford	3-1	.750		3-1	
Rhode Island	2-6	.250	2-6		
Rice	2-2	.500			2-2
Richmond	2-1	.666			2-1
Saint John's	2-0	1.000		1-0	1-0
Saint Lawrence	2-3	.400	2-3		
Saint Michael's	8-0	1.000	8-0		
San Jose State	1-0	1.000			1-0
Seton Hall	2-0	1.000			2-0
Siena	3-2	.600	1-2		2-0
Slippery Rock	2-0	1.000		2-0	
South Alabama	2-2	.500			2-2
South Carolina	35-40	.467		3-8	32-32
South Carolina-Aiken	0-3	.000		0-3	
South Carolina-Upstate	8-2	.800		6-2	2-0
South Florida	2-2	.500			2-2
Southeastern Massachusetts	0-1	.000	0-1		
Southern California	0-1	.000			0-1
Southern Mississippi	1-0	1.000			1-0
Stanford	0-2	.000			0-2
Stetson	3-0	1.000			3-0
Stonehill	2-0	1.000	2-0		
Tennessee	11-8	.579		2-5	9-3
Tennessee Tech	6-0	1.000		2-0	4-0
Texas A&M	1-3	.250		0-1	1-2
Texas State	0-1	.000			0-1
Texas Tech	1-2	.333			1-2
Texas-Arlington	1-0	1.000			1-0
Virginia	33-21	.611	2-0		31-21
Virginia Commonwealth	2-0	1.000	2-0		
Virginia Military	12-2	.857		12-2	
Virginia Tech	19-7	.731		1-3	18-4
Wake Forest	41-18	.695		1-1	40-17
Washington	2-1	.667			2-1
West Chester State	0-2	.000	0-2		
West Virginia	2-0	1.000			2-0
Western Carolina	26-8	.765			26-8
Western Kentucky	2-0	1.000		2-0	
Westfield State	0-1	.000	0-1		
William & Mary	3-0	1.000			3-0
Winthrop	9-3	.750		3-0	6-3
Wofford	17-2	.895		7-2	10-0
Wright State	3-0	1.000			3-0
Totals	1146-646-1	.639	75-61	302-229	769-356-1

Note: **Bold** denotes 2011 opponent.



Leggett's Coaching Tree

Coach	Current/Last Team	Title	*Year(s)	^Coach	^Player
Erik Bakich	Maryland	Head Coach	2010,11	2002	
Andy Barlow	MIT	Head Coach	2004-11		1982
Scott Berney	Southern Connecticut	Assistant Coach	2005,06		2000
Toby Bicknell	Air Force	Assistant Coach	2011	2007,08	
Kyle Bunn	Alabama	Assistant Coach	2010	2008,09	
Tim Corbin	Vanderbilt	Head Coach	2003-11	1994-02	
Bill Currier	Fairfield	Assistant Coach	2011	1985,86	1979-81
Kevin Erminio	Kennesaw State	Assistant Coach	2007-11	1996-98	
Jim Farrell	Vermont	Assistant Coach	2008		1979-81
Ben Hall	Wingate	Assistant Coach	2008-11	2007	2005,06
Mike Hampton	Saint John's	Assistant Coach	2001-11	1999	1994
Rodney Hennon	Georgia Southern	Head Coach	2000-11		1990,91
Jeff Hourigan	New Haven	Assistant Coach	2006-11		2002,03
Bill Jarman	East Carolina	Assistant Coach	2007-10	1989-91	
Michael Johnson	Clemson	Assistant Coach	2009-11	2009-11	2000-03
Gregg Kilby	Maryland	Assistant Coach	2001-04	1994,95	
Keith LeClair	East Carolina	Head Coach	1997-02	1989-91	1985-88
Bradley LeCroy	Clemson	Assistant Coach	2003-05,11	2003-05	1997-00
Matthew LeCroy	Potomac (Nationals)	Manager	2011		1995-97
Paul Menhart	Potomac (Nationals)	Assistant Coach	2009-11		1988-90
Darryl Morhardt	George Washington	Assistant Coach	2007		1983
Kevin O'Sullivan	Florida	Head Coach	2008-11	1999-07	
John Pawlowski	Auburn	Head Coach	2009-11	1994-98	
Dan Pepicelli	Clemson	Assistant Coach	2010,11	2010,11	
Matt Raleigh	Carolina (Marlins)	Manager	2008		1989-91
Todd Raleigh	Tennessee	Head Coach	2008-11		1988-91
Mike Rhue	Northern Colorado	Assistant Coach	2007,08		1998,00
Tom Riginos	Winthrop	Head Coach	2011	2003-10	
Keith Shumate	North Carolina A&T	Head Coach	1999-11		1986-88
Tim Sinicki	Binghamton	Head Coach	1993-11		1987,88
Mike Tidick	Georgia Southern	Assistant Coach	2000-11		1990,91
Russell Triplett	Newberry	Head Coach	2011	2006	2001-04
Adam Walker	University of the Cumberlands	Assistant Coach	2007-10		2003,04
Adam Ward	Liberty	Assistant Coach	2010,11		2007-09


* - with current/last team; ^ - under **Jack Leggett** as a head coach; Note: Active coaches in **bold**.



Four of the 12 current head coaches in the SEC either played or coached under Jack Leggett.



Erik Bakich
Maryland Head Coach (2010,11)
Clemson Assistant Coach (2002)



Tim Corbin
Vanderbilt Head Coach (2003-11)
Clemson Assistant Coach (1994-02)



Kevin O'Sullivan
Florida Head Coach (2008-11)
Clemson Assistant Coach (1999-07)




John Pawlowski
Auburn Head Coach (2009-11)
Clemson Assistant Coach (1994-98)



Tom Riginos
Winthrop Head Coach (2011)
Clemson Assistant Coach (2003-10)



Russell Triplett
Newberry Head Coach (2011)
Clemson Player (2001-04) & Assistant Coach (2006)



Current Winthrop Head Coach Tom Riginos (#10) helped the Tigers reach the College World Series twice (2006,10) as an assistant coach under Jack Leggett.



24 | Dan Pepicelli

Assistant Head Coach
2nd Season at Clemson
16th Season Overall
SUNY Cortland '90

Dan Pepicelli is in his second year with the Tiger program as the pitching coach and first as the assistant head coach. Pepicelli (pronounced peh-pih-SEH-lee) spent nine seasons (2001-09) as the head coach at Saint John Fisher College in Rochester, NY.

In his first year at Clemson in 2010, Pepicelli molded the young pitching staff into a consistent group that was a big reason the Tigers reached the College World Series. He became Clemson's first pitching coach in history to lead a staff to Omaha in his first year in the program.

In 2010, Pepicelli coached Casey Harman, who had an 8-4 record and 3.86 ERA in 121.0 innings pitched over 19 starts. He had a 2.73 ERA and 27 strikeouts against four walks in 29.2 innings pitched in the 2010 NCAA Tournament. Pepicelli also developed Alex Frederick, who was seldomly used in 2009, to become Clemson's top reliever in the 2010 NCAA Tournament. Frederick had a save in both of the Tigers' wins in Omaha.

At Saint John Fisher, Pepicelli, who also served as pitching coach during his tenure with the Cardinal program, led it to a 200-136-1 (.595) record. In the program's first 13 seasons, it had just three winning seasons. But in Pepicelli's nine seasons with the Cardinals, he directed them to seven winning seasons and one .500 campaign.

In each of his last seven seasons with the Cardinals, he directed them to the postseason, including their first Division III Championship game berth in 2007. The Cardinals also won ECAC Upstate Championship titles in 2004, 2005, 2007, and 2009. He was named the Empire 8 Athletic Conference Coach-of-the-Year in 2001 and 2007 as well.

In 2009, he coached the Empire 8 Athletic Conference Player-of-the-Year and Rookie-of-the-Year. Leo Fusilli was named player-of-the-year after hitting .455, while Teagen Barresi was named rookie-of-the-year after batting .384 with six homers and 39 RBIs.

Pepicelli, who also served as an assistant athletic director at Saint John Fisher, received national attention for his team's act of sportsmanship in 2008. In the ninth inning against visiting SUNY Oswego in the ECAC Championship game, a line-drive foul ball struck a Laker coach in the temple. Despite the fact that the Cardinals were trailing 9-5, Pepicelli and the team elected to concede the game, effectively ending any chance at back-to-back NCAA Tournament berths.

Saint John Fisher was honored by the Committee on Sportsmanship & Ethical Conduct with the NCAA's All-Divisions Sportsmanship Award for its courageous decision.

Prior to his tenure at Saint John Fisher, he was the head coach at Hartwick in 1999 and 2000 after serving as an assistant coach at Hartwick from 1996-98.

The 1990 graduate of SUNY Cortland, who earned a degree in economics/management science, was an all-region and all-conference selection during his playing days. In 1986 and 1987, he played at Mohawk Valley (NY) Community College, where he was an all-region selection.

Pepicelli transferred to SUNY Cortland, where he played in 1989. Pepicelli then played at SUNY College at Oneonta in 1990, where he was an all-conference pick.

Pepicelli is a Certified Strength & Conditioning Specialist and is a member of the National Strength & Conditioning Association.

The Pepicelli File

Full Name: Daniel James Pepicelli

Born: May 18, 1967 in Schenectady, NY

Education: Bachelor's degree in economics/management science at SUNY Cortland (1990).

Playing Experience: Two-year letterman at Mohawk Valley Community College (1986,87)...one-year letterman at SUNY Cortland (1989)...one-year letterman at SUNY College at Oneonta (1990).

Coaching Experience: Assistant coach at Hartwick (1996-98)...head coach at Hartwick (1999,00)...head coach at Saint John Fisher (2001-09)...assistant coach at Clemson (2010).

Family: Wife, Robyn...the couple has a daughter, Mia (born August 23, 2010).



Pepicelli, who will turn 44 on May 18, is married to the former Robyn Malloy, who served as an assistant coach with the Syracuse women's soccer program from 2005-09. She was a player on the 1995 National Championship soccer team at Monroe Community College in Rochester, NY and was a two-time captain at Syracuse (1996,97). She was later a coach at Monroe Community College when it won two national titles. The couple has a daughter, Mia (born August 23, 2010). Pepicelli was born May 18, 1967 in Schenectady, NY.



Pepicelli's Coaching Record

Year	School	Position(s)	W-L	NCAA
1996	Hartwick	AC	17-16-1	
1997	Hartwick	AC	15-17	
1998	Hartwick	AC	10-22	
1999	Hartwick	HC	9-22	
2000	Hartwick	HC	12-18	
2001	Saint John Fisher	HC	19-14	
2002	Saint John Fisher	HC	15-19	
2003	Saint John Fisher	HC	16-16	
2004	Saint John Fisher	HC	27-14	
2005	Saint John Fisher	HC	22-15	
2006	Saint John Fisher	HC	26-14	
2007	Saint John Fisher	HC	28-13	Division III
2008	Saint John Fisher	HC	25-14-1	
2009	Saint John Fisher	HC	22-17	
2010	Clemson	AC	45-25	CWS

Seasons as a full-time NCAA coach:.....15

Winning seasons:.....9

NCAA Tournament appearances:.....2

Record as an assistant coach:.....87-80-1 (.521)

Record as a head coach:.....221-176-1 (.557)



Dan and Robyn Pepicelli with Mia.



11 | Bradley LeCroy

Assistant Coach & Recruiting Coordinator

4th Season at Clemson

11th Season Overall

Clemson '01

Bradley LeCroy is in his fourth year as an assistant coach with the Tiger program. It marks his second stint, as he served as a volunteer assistant coach at Clemson from 2003-05. LeCroy replaced Tom Riginos, who accepted the head-coaching job at Winthrop in August, 2010. LeCroy (pronounced luh-CROY) also serves as recruiting coordinator along with duties as hitters and outfielders coach.

LeCroy spent the past three seasons (2008-10) as Tennessee's infielders coach and recruiting coordinator under Head Coach Todd Raleigh. Prior to his stint in Knoxville, LeCroy served under Raleigh at Western Carolina in 2006 and 2007. Prior to his three seasons as the volunteer assistant coach at Clemson, LeCroy was an assistant coach at nearby Anderson (SC) during the 2001 and 2002 seasons. In his 10 years as a coach, LeCroy has coached 37 players who went on to be drafted and 40 players who have signed professional baseball contracts.

During his tenure at Tennessee, LeCroy put together a pair of signing classes that ranked among the best in

the nation. In 2008, his signing class was rated #28 in the country by **Collegiate Baseball**, then his 2009 signing class was ranked #14 in the nation by **Baseball America**.

Tennessee posted 67 home runs in 56 games in 2008, at the time the fifth-best mark in school history. A year later, he was a big reason the Volunteers slugged 87 long balls in 55 games, good for the second-highest total in

Tennessee history. LeCroy also coached one of Tennessee's best offensive players in history in Cody Hawn, who hit for the team Triple Crown in 2009 by registering a .364 batting average, 22 home runs, and 81 RBIs.

LeCroy led Western Carolina's offense to heights not seen in recent history. In 2007, the

Catamounts were in the top 11 in the nation in runs per game, homers per game, slugging percentage, doubles per game, and batting average. Western Carolina had a 7-2 combined record against the ACC, Big Ten, and SEC in 2007 and had a school-record five players selected in the Major League draft. He also recruited, signed, and coached 2007 Southern Conference Player-of-the-Year Kenny Smith, who hit 20 homers with a .759 slugging percentage.

During the 2005 season, the last of his three years as the volunteer assistant at Clemson, LeCroy contributed to the Tigers' third-consecutive NCAA Tournament appearance and a trip to the Waco (TX) Super Regional. He was a big reason Taylor Harbin had a stellar .974 fielding percentage along with 28 doubles, 10 homers, and 63 RBIs in earning second-team All-America honors as a freshman.

In 2004, the Tigers hit 73 homers and 149 doubles. He coached Brad McCann to an All-America season, as the third-baseman hit .379 with 16 homers and 65 RBIs. The 2003 season was his first coaching at Clemson. The Tigers had a .326 batting average in ACC regular-season games, the best mark in the ACC by 19 points. LeCroy coached four all-conference players in 2003, all of which comprised the Tigers' starting infield. Included in that list were underclassmen Brad McCann (3B) and Russell Triplett (SS). Seniors Michael Johnson (1B) and David Slevin (2B) also earned All-ACC honors as infielders in 2003.

LeCroy coached in the Valley League in the summer of 2003 as an assistant coach for the New Market Rebels in Virginia. The Rebels were the Valley League runnerup after compiling a 31-18 record. The 31 victories were a franchise record, while he coached eight all-stars on the Rebels' squad. Included among those all-stars was Most Valuable Pitcher Phil Bartleski. LeCroy also worked closely with Kevin White, who was the league home run and RBI champion.

LeCroy was an assistant coach at Anderson in 2001 and 2002. In 2001, he coached David Mattox, who was drafted in the 11th round by the New York Mets and was named Minor League pitcher-of-the-year in the Mets' organization in 2002. In 2002, the Trojans led the Division II

The LeCroy File

Full Name: Bradley James LeCroy

Born: February 1, 1978 in Anderson, SC

Education: Bachelor's degree in education at Clemson (2001).

Playing Experience: Four-year letterman at Clemson (1997-00).

Coaching Experience: Assistant coach at Anderson (SC) (2001,02)...volunteer assistant coach at Clemson (2003-05)...assistant coach at Western Carolina (2006,07)...assistant coach at Tennessee (2008-10).

Family: Wife, Meredith...the couple has a son, Crew Chandler (born December 16, 2010).

ranks with 41 triples. LeCroy coached three all-conference players during his time at Anderson.

During both summers in 2001 and 2002, he was the head coach of the Williamston (SC) American Legion team. Both teams played in the state legion playoffs.

LeCroy earned four letters at Clemson from 1997-00. He was a valuable utility player who hit .266 in 173 career games and 395 at-bats. He was the everyday starting shortstop on the 1999 team that came one inning from advancing to the College World Series. He was the starting shortstop alongside Khalil Greene, who was the starting third-baseman on that 1999 squad. LeCroy was also a member of Clemson's 2000 College World Series team and a member of four NCAA Tournament teams as a Tiger.

LeCroy, 33, earned his bachelor's degree in education from Clemson in May of 2001. He was a three-sport star at nearby Walhalla (SC) High School, earning all-state honors in baseball, basketball, and football.

LeCroy is married to the former Meredith Chandler. She was a four-time letterwinner in tennis at Clemson from 1996-99. The couple has a son, Crew Chandler (born December 16, 2010). LeCroy was born February 1, 1978 in Anderson, SC.

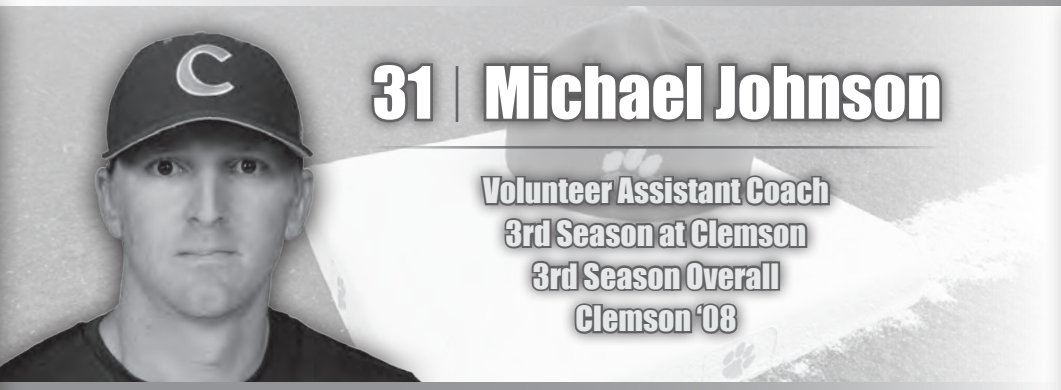
LeCroy's Coaching Record

Year	School	Position(s)	W-L	NCAA
2001	Anderson (SC)	AC,RC	19-32	
2002	Anderson (SC)	AC,RC	30-26	
2003	Clemson	VA	39-22	Regional
2004	Clemson	VA	39-26	Regional
2005	Clemson	VA	43-23	Super Regional
2006	Western Carolina	AC	33-27	
2007	Western Carolina	AC	42-20	Regional
2008	Tennessee	AC,RC	27-29	
2009	Tennessee	AC,RC	26-29	
2010	Tennessee	AC,RC	30-26	

Seasons as a full-time NCAA coach:..... 10
 Winning seasons:..... 7
 NCAA Tournament appearances:..... 4
 Record as an assistant coach:..... 328-260 (.558)
 Record as a head coach:..... 0-0



Bradley and Meredith LeCroy with son, Crew Chandler, and Wrigley.



31 | Michael Johnson

Volunteer Assistant Coach
3rd Season at Clemson
3rd Season Overall
Clemson '08

Michael Johnson is in his third season on the Tiger coaching staff in 2011 and serves as the volunteer assistant coach, working primarily with infielders and hitters. In his seven years associated with the Tiger program, Clemson has been to the NCAA Tournament all seven years, including three College World Series trips and six super regional appearances. He is also Clemson's first-base coach and wears the #31 jersey, the same number he wore during his playing days as an All-American in Tigertown.

In his first season as a coach at Clemson in 2009, he worked with first-base-man Ben Paulsen, who hit .367 with 13 homers and 61 RBIs. He was also instrumental in the Tigers' .304 batting average in ACC regular-season games and the team winning the Clemson Regional.

In 2010, Clemson slugged 93 home runs and batted .306 with a .403 on-base percentage. The team exhibited the same patience and power at the plate that Johnson showed

as a player, as Clemson's 375 walks were third-most in the nation. The Tigers were also fifth in the nation in runs (600) and tied for 15th in homers. First-base-man Richie Shaffer batted .323 as a freshman and hit three combined homers in the Tigers' two wins in the Clemson Super Regional that propelled them to Omaha.

Johnson received four letters as a standout first-base-man at Clemson (2000-03). His 58 home runs (third), .636 slugging percentage (fifth), and 213 RBIs (sixth) are all among the top career figures in Tiger history. Johnson was also a career .344 hitter with 275 hits, 52 doubles, a .465 on-base percentage, and

25 steals in 235 games as a part of four NCAA Tournament teams and two College World Series squads (2000,02).

The two-time Tiger captain was a two-time recipient of the Bob Bradley Award as Clemson's MVP of the season series against South Carolina thanks in part to his 10 home runs in 16 career games against the rival Gamecocks. He also owned a .500 batting average with four home runs and 11 RBIs in 10 career ACC Tournament contests and totaled 2,131 putouts in his career as one of the best defensive first-basemen in school history.

Johnson red-shirted in 1999 and played 44 games as a red-shirt freshman in 2000. As a sophomore in 2001, he hit .321 with 18 homers and 54 RBIs. During the second half of the season, he hit a long ball in five consecutive games, tying a school record. He was also named Clemson Regional MVP that year.

As a junior in 2002, he became a part of one of the top trios in college baseball history. Johnson, National Player-of-the-Year Khalil Greene, and Jeff Baker all hit at least 25 home runs to lead the Tigers to a top-four finish in Omaha, where he was named to the All-College World Series team. Johnson, a second-team All-American by ABCA, hit .384 with 25 homers and 81 RBIs in 2002.

Despite being drafted in the second round by the San Diego Padres in the summer of 2002, he elected to return for his senior season in 2003. That year, he hit .338 with 12 homers, 51 RBIs, and a .498 on-base percentage thanks to 63 walks. He was a First-Team All-ACC selection for the second year in a row and received the Mitchell Award as Clemson's MVP.

Johnson, a powerful lefthanded hitter, later signed with the Padres in the summer of 2003 and played at every minor league level from 2003-07. He also had a brief stint in the Houston Astros' farm system in 2007. In his minor league career, Johnson totaled 90 doubles, 11 triples, 69 homers, and 264 RBIs in 391 games.


The Johnson File

Full Name: William Michael Johnson, Jr.
Born: June 25, 1980 in Georgetown, SC
Education: Bachelor of science degree in career & technology education at Clemson (2008).
Playing Experience: Four-year letterman at Clemson (2000-03)... five-year player in the minor leagues in the San Diego Padre and Houston Astro farm system (2003-07).
Coaching Experience: Volunteer assistant coach at Clemson (2009,10).
Family: Wife, Carrie...the couple has a son, William Michael III (1).

Johnson's Coaching Record

Year	School	Position(s)	W-L	NCAA
2009	Clemson	VA	44-22	Super Regional
2010	Clemson	VA	45-25	CWS

Seasons as a full-time NCAA coach:.....2
 Winning seasons:.....2
 NCAA Tournament appearances:.....2
 Record as an assistant coach:.....89-47 (.654)
 Record as a head coach:.....0-0



Johnson's best minor league campaign came during the 2005 season, when he batted .295 with 20 doubles, five triples, 21 home runs, and 76 RBIs in only 73 contests with the Lake Elsinore Storm (High A).

Johnson, who will turn 31 on June 25, graduated from Clemson with a degree in career & technology education in 2008. The Georgetown, SC native is married to the former Carrie Breed. The couple has a son, William Michael III (1). Johnson was born June 25, 1980 in Georgetown, SC.



Michael and Carrie Johnson with William Michael III.



Coaching Staff



44 | Tomas Cruz

Student Assistant Coach
1st Season at Clemson
1st Season Overall
Sr. • Amarillo, TX

Tomas Cruz is in his first season with the Tiger coaching staff in 2011, serving as a student assistant coach. His duties include assisting Assistant Head Coach Dan Pepicelli with the pitching staff. He is also serving as an intern for the administrative coordinator of Olympic sports and the strength & conditioning coordinator. He spent the past two seasons as a reliever for the Tigers.

In his two seasons, the righthander from Amarillo, TX used his outstanding changeup to register a 5-6 record, 4.27 ERA, and 66 strikeouts in 86.1 innings pitched over 48 relief appearances. He was a member of two Tiger teams that reached a super regional, including the 2010 team that advanced to the College World Series.

In 2009, Cruz had a 2-3 record and a team-best 3.33 ERA in 24 relief appearances. In 46.0 innings pitched, he

allowed just 32 hits (.195 opponents' batting average) and 16 walks with 39 strikeouts. Against South Carolina-Upstate on March 18, he was the fourth of five righthanders who combined to pitch Clemson's first no-hitter since 1984.

In 2010, Cruz won the Dedication Award for his stellar

work in the strength training room. On the field, he had a 3-3 record and three saves in 24 appearances, including finishing a team-high 14 games on the mound. Against South Carolina in the College

World Series on June 25, he pitched 3.0 hitless and scoreless innings with three strikeouts.

Prior to his two seasons at Clemson, Cruz was a second-team All-American and conference (western division) player-of-the-year at Seward County (KS) Community College in 2008. He was also a member of the conference

The Cruz File

Full Name: Tomas Marc Cruz
Born: March 4, 1988 in Amarillo, TX
Playing Experience: Two-year letterman at Clemson (2009,10).
Family: Single.



champions in 2007 and 2008 at Seward County Community College after lettering three times at Amarillo High School.

Cruz, who will turn 23 on March 4, is a senior who is majoring in preprofessional health studies. He was born March 4, 1988 in Amarillo, TX.



Support Staff



Brad Owens

Director of Baseball Operations
4th Season at Clemson
Anderson (SC) '06

Brad Owens is in his fourth season with the Tiger program, serving as the director of baseball operations. He is in charge of all team travel and camps for the program along with handling many other administrative duties.

The 27-year-old native of Barnwell, SC attended nearby Anderson (SC), where he was a four-time letterman. The righthanded middle reliever lettered from 2003-06 and served as team captain during his senior season. In his four-year career, he made 52 appearances (one start) on the mound and pitched 73.0 innings.

In both 2005 and 2006, he won the Trojan Challenge, the squad's offseason conditioning competition. Owens was also a member of the Carolinas-Virginia Athletic Conference All-Academic team as a senior and was a Dean's List student for three years.

During his playing days, Owens worked in a variety of roles at Anderson. He was a sports information department intern and later an assistant. Owens was also a residence advisor in the Anderson Residence Life Department.

In the summer of 2006, Owens was an operations assistant for the Greenville (SC) Drive (A affiliate of the Boston Red Sox). He also served as a player development intern for the Red Sox during the 2007 season, including duties performed in spring training in Fort Myers, FL.

During the 2006-07 academic year, Owens served as an administrative graduate assistant for the Student-Athlete Enrichment Programs in Vickery Hall on the Clemson campus. Owens provided academic advising for student-athletic staff members, including monitoring of grades along with assistance with registration, general guidance, and daily communication with coaching staffs of various sports.

Owens, who accumulated a 3.30 GPA in his career as an undergraduate, received a bachelor of science degree in business management from Anderson in May of 2006. He later earned his master's degree from Clemson in human resource development in May of 2008. Owens was born September 2, 1983 in Augusta, GA.





Roberta Balliet
Administrative Coordinator

Roberta Balliet, a native of Muncy, PA, is in her 10th year at Clemson. She serves as administrative coordinator for 16 sports, coordinates the Tiger Bat Girls, and is the housing coordinator for the athletic department.

Balliet served as an assistant in the athletic department at Muncy High School, where she was head coach of the cheerleaders for many years. Her squads won numerous awards, locally, regionally, state-wide, and nationally. She also served as game manager for women's basketball and scorekeeper for men's basketball. She served as coach for the summer swim team as well.

Balliet owned and operated a Bed & Breakfast for several years. She served as President of the Muncy Area Chamber of Commerce and was a member of the Board of Directors of the Lycoming County Chamber of Commerce and the Muncy Business Association.

Balliet graduated from Muncy High School, where she was a cheerleader and member of the swim team. After graduation, she studied in Sweden, where she graduated from Kunghogskolan with a degree in humanistics.

She is a widow and mother of two sons, Andy (Clemson '98 (deceased)) and Keith (39), and a daughter-in-law, Corina (37). Balliet is a grandmother of two, Luke (9) and Ava (6).



Bobby Douglas
Associate Director of Athletic Academic Services

Bobby Douglas, a native of South Toms River, NJ, has worked in the Clemson athletic department for 32 years, including the last 20 with the Student-Athlete Enrichment Programs in Vickery Hall. In the past 20 years, he

has served in many capacities with regards to his primary role as an academic advisor for the Student-Athlete Enrichment Programs.

Douglas, who served as the interim director for the Student-Athlete Enrichment Programs in the 2002-03 academic year, was named Director of Academic Services for Student-Athletes in 2004. He is responsible for coordinating academic support for all of Clemson's student-athletes.

Douglas coordinates NCAA eligibility and oversees the Vickery Hall portion of the transfer process for all student-athletes. He also serves on the Orientation Advisory Board.

Douglas has the responsibility of academic advisor for the men's soccer squad, a position he has held for 20 seasons. He is in his sixth season advising the Tiger baseball team.

Douglas received both his bachelor of science and master's degrees from Clemson. He is married to the former Ann Skelton of Clemson, and they have two children, Mary and John.



Brian Hennessy
Associate SID

Brian Hennessy is in his 10th year as an associate sports information director at Clemson. The Clemson native previously worked as a student and graduate assistant in the SID office for six years (1995-00).

Hennessy is responsible for all sports information operations for baseball and is the secondary contact for football. He has written and edited the baseball guide (1998-00, 03-11) and football guide (2002-10). He has received numerous honors from CoSIDA, including a #4 national ranking for his 2000 baseball guide, a #2 national ranking for his 2005 baseball guide, and a #7 national ranking for his 2009 baseball guide. The 2005 baseball media guide cover was rated #1 in the nation.

Hennessy, who also has been responsible for layout and editing of the football gameday programs since 2002, teamed with Tim Bourret to rank #2 in the nation for the 2008 football program series. Hennessy also worked as an engineer in Houston, TX from 2001-02.

He graduated from Clemson with a bachelor's degree in civil engineering ('98) and later received a master's degree in transportation engineering ('00). He also graduated from D.W. Daniel High School ('94), where he played baseball and basketball. He was born January 6, 1976 in Woodbury, NJ.

Tiger Bat Girls



Lindsay Buckles
So. • Fort Mill, SC



Hannah Burleson
So. • North Augusta, SC



Tiffany Carson
Sr. • East Brunswick, NJ



Rebecca Clark
Fr. • Asheville, NC



Emma Cook
Sr. • Goose Creek, SC



Logan Dunn
Jr. • Pickens, SC



Cayce French
Sr. • Williamston, NC



Allison Kennamer
So. • Beech Island, SC



Vanessa Krombeen
So. • Lake Wylie, SC



Samantha Nemchek
So. • Stamford, CT



Radio/Television Roster



1
Dominic Attanasio
OF • Fr.
Windermere, FL



2
Jason Stolz
INF • Jr.
Marietta, GA



3
Jeff Schaus
OF • Sr.
Naples, FL



4
John Hinson
INF • *Jr.
Asheville, NC



5
Joe Costigan
OF • Fr.
Naples, FL



6
Dominic Leone
RHP • So.
Norwich, CT



7
Jack Leggett
Head Coach
18th Season



8
Richie Shaffer
1B/3B • So.
Charlotte, NC



9
Phil Pohl
C • Jr.
Cooperstown, NY



10
Mike Dunster
INF • Fr.
Greenwich, CT



11
Bradley LeCroy
Assistant Coach
4th Season



12
Jon McGibbon
1B/OF • Fr.
Lindenhurst, NY



13
Brad Miller
INF • Jr.
Windermere, FL



15
Mike Kent
RHP • So.
Springfield, VA



16
Jake Fletcher
C • Fr.
Thomasville, GA



17
Steve Wilkerson
INF • Fr.
Roswell, GA



18
Addison Johnson
OF/LHP • *Sr.
Pfafftown, NC



19
Kevin Brady
RHP • So.
Gaithersburg, MD




20
Scott Firth
RHP • So.
Buffalo Grove, IL



21
Kevin Pohle
RHP • Fr.
Saint Louis, MO



22
Spencer Kieboom
C • So.
Marietta, GA



23
Justin Sarratt
RHP • *Gr.
Gaffney, SC



24
Dan Pepicelli
Assistant Head Coach
2nd Season



25
Jon Surber
RHP/INF • Fr.
Lisle, IL



26
Chris Epps
OF • Sr.
Stone Mountain, GA



28
Jonathan Meyer
RHP • So.
San Diego, CA



29
David Haselden
RHP • Jr.
Spartanburg, SC



30
Will Lamb
OF/LHP/1B • Jr.
Seaford, VA



31
Michael Johnson
Volunteer Assistant Coach
3rd Season



33
Scott Weismann
RHP • Jr.
Boxborough, MA



36
Matt Campbell
RHP • Fr.
Alpharetta, GA



37
Kevin Caughman
INF • *Fr.
Martinez, GA



39
Alex Frederick
RHP • *Sr.
Lagrangeville, NY



42
Clay Bates
RHP • Fr.
Rock Hill, SC



44
Tomas Cruz
Student Assistant Coach
1st Season



47
Marcus Curry
C • *Fr.
Nichols, SC



48
Jay Cox
OF • *Sr.
Belton, SC



51
Joseph Moorefield
LHP • *So.
Woodruff, SC



Brad Owens
Director of Baseball Operations
4th Season



Travis Johnston
Athletic Trainer
3rd Season



Nate Johnson
Student Equipment Manager
4th Season



Dennis Love
Strength & Conditioning Coach
2nd Season

MEET THE TIGERS

20 RETURNING LETTERMEN, 3 RED-SHIRTS, & 10 NEWCOMERS



Senior outfielder Jeff Schaus is a two-time All-ACC player and a preseason All-American by NCBWA.



19 | Kevin Brady

RHP • L-R • 6-3 • 205 • *So. • 2VL
Gaithersburg, MD • Gaithersburg HS
Special Education

Talented righthander who is expected to be a valuable contributor during the 2011 season...will compete for a starting spot in the weekend rotation and also has the ability to be the closer in 2011...has one of the team's hardest fastballs...has seen most of his action in long relief roles and has made spot starts in his career...has a 1-0 record, one save, a 3.94 ERA, and 53 strikeouts against only 13 walks in 48.0 innings pitched over 26 appearances (five starts) in his two active seasons...has allowed only two home runs in his career.

Brady's Career Highs

Total IP	5.0	Charlotte	3-16-10
Scoreless IP	3.0	Auburn	6-7-10
Hits	7	Elon	3-23-10
Runs	5	Alabama	6-14-10
Earned Runs	4	Elon	3-23-10
Walks	4	Charlotte	3-16-10
Strikeouts	8	Charlotte	3-16-10

2010 (Red-Shirt Freshman)

All-ACC Academic team member...had a 1-0 record, one save, and a 4.58 ERA in 22 appearances (two starts)...in 37.1 innings pitched, he allowed 47 hits and eight walks with 45 strikeouts...allowed only two home runs...led the team



in strikeout-to-walk ratio (5.6-to-1) and strikeouts per nine innings pitched (10.8)...had two pickoffs...had a 4.20 ERA and 39 strikeouts against only six walks in 30.0 innings pitched over 20 relief appearances...allowed just one of his 15 inherited baserunners to score...in his last 16 appearances, all out of the bullpen,

he allowed only two walks with 25 strikeouts in 21.0 innings pitched...pitched 3.1 innings in a starting role, allowing three hits, one earned run, and no walks with one strikeout to earn his first career win against Furman on Feb. 21...pitched 5.0 innings in relief,

allowing four hits and two earned runs with eight strikeouts at Charlotte on Mar. 16...pitched 2.1 innings in relief, allowing no walks with six strikeouts against N.C. State in the ACC Tournament on May 26...pitched 2.0 perfect innings in relief with four strikeouts against #6 Georgia Tech in the ACC Tournament on May 29; in 4.1 innings pitched over two relief appearances in the ACC Tournament, he allowed three hits and no walks with 10 strikeouts...pitched 3.0 innings in relief, allowing no runs and no walks with three strikeouts to record his first career save at #14 Auburn in the Auburn Regional on June 7...induced a double play against the only batter he faced against #5 South Carolina in the College World Series on June 26...played for Bourne in the Cape Cod League during the summer, where he had a 4-0 record with an 0.97 ERA in 9.1 innings pitched over six relief appearances; he allowed just five hits and three walks with 12 strikeouts.

2009 (Freshman)

Had an 0-0 record and 1.69 ERA in four appearances (three starts)...in 10.2 innings pitched, he allowed nine hits (.225 opponents' batting average) and five walks with eight strikeouts...Clemson had a 3-0 record in his three starts...allowed just one extra-base hit (triple)...had a .143 opponents' batting average with runners on base and .083 opponents' batting average with runners in scoring position...did not pitch after March 11 and received a medical red-shirt...pitched 1.1 scoreless innings in relief in his first career outing as a Tiger against Charlotte on Feb. 21...#4 newcomer in the ACC in the preseason by **Baseball America**...#37 freshman in the nation in the preseason by **Baseball America**...played for Youse in the Cal Ripken, Sr. Collegiate Baseball League in the summer, where he had a 2-2 record and 1.53 ERA in



29.1 innings pitched over five starts; pitched two complete games and allowed just 17 hits (.162 opponents' batting average), no homers, and five walks with 38 strikeouts; named to the league's All-Star team; named the league's #1 prospect by **Baseball America** and **PG Crosschecker**.

Before Clemson

Drafted in the 44th round (#1316 overall pick) by the Baltimore Orioles in 2008...All-League member and #3 prospect in the Cal Ripken, Sr. Collegiate Baseball League...all-state standout at Gaithersburg High School...had a 19-2 record, 1.05 ERA, and 249 strikeouts in 140.2 innings pitched in his career...appeared in **Sports Illustrated's** "Faces in the Crowd"...Rawlings Player-of-the-Year in Maryland as a senior...All-Extra Montgomery County Player-of-the-Year as a senior...all-metro pick as a junior and senior...had a 7-0 record, 0.29 ERA, and 98 strikeouts against eight walks in 48.1 innings pitched as a senior...#1 prospect in Maryland according to **Perfect Game**...**Washington Post** Player-of-the-Year and First-Team All-Metro selection as a junior...had a 9-0 record, 0.84 ERA, and 112 strikeouts as a junior...pitched a perfect game as a junior...hit .429 with an .825 slugging percentage as a junior...East Coast Pro Showcase selection...lettered three times in baseball and once in swimming at Gaithersburg High, where he was coached by Jason Woodward.

Personal

Two-time member of the ACC Academic Honor Roll...majoring in special education...born Kevin Michael Brady on Sept. 7, 1990 in Gaithersburg, MD.

Brady's Career Stats

	Overall																					
Year	ERA	W-L	APP	GS	CG	SHO/CBO	SV	IP	H	R	ER	BB	SO	AB	O/BA	WP	HBP	BK	PO	A	E	Fld%
2009	1.69	0-0	4	3	0	0/1	0	10.2	9	2	2	5	8	40	.225	1	3	0	0	0	0	----
2010	4.58	1-0	22	2	0	0/0	1	37.1	47	23	19	8	45	149	.315	1	3	0	2	6	0	1.000
Totals	3.94	1-0	26	5	0	0/1	1	48.0	56	25	21	13	53	189	.296	2	6	0	2	6	0	1.000


ACC Regular Season

Year	ERA	W-L	APP	GS	CG	SHO/CBO	SV	IP	H	R	ER	BB	SO	AB	O/BA	WP	HBP	BK	PO	A	E	Fld%
2010	8.44	0-0	5	0	0	0/0	0	5.1	9	5	5	0	5	23	.391	0	1	0	1	1	0	1.000



37 | Kevin Caughman

INF • R-R • 5-11 • 165 • *Fr. • RS
Martinez, GA • Evans HS
Financial Management



Original walk-on who is in his second season in the Clemson program...appeared in four games during the 2010 season before suffering a season-ending hand injury on April 4; he received a medical red-shirt...will provide depth in the infield at various positions during the 2011 campaign...one of seven Tigers on the 2011 team from the state of Georgia; Georgia is the most represented state on Clemson's 2011 squad.

2010 (Freshman)

Was 0-for-2 with a hit-by-pitch in three plate appearances at the plate and four games off the bench...played at second base every time he played in the field...saw action in home games against Miami (OH)

on Feb. 19, Gardner-Webb on Mar. 11, Georgia Southern on Mar. 17, and Boston College on Apr. 4; Clemson had a 4-0 record in games that he appeared in...was hit-by-pitch against Boston College on Apr. 4; he suffered a hand injury on the play and missed the rest of the season...received a medical red-shirt.

Before Clemson

All-region, all-area, and all-county selection during his senior season at Evans High School...named region MVP runnerup and voted team MVP by his teammates

during his senior campaign at Evans High School...lettered three times in baseball at Evans High, where he was coached by Ricky Beale.

Personal

Member of the ACC Academic Honor Roll in 2009-10...majoring in financial management...born Kevin Barnes Caughman on July 2, 1991 in Augusta, GA.

Caughman's Career Highs

Runs	0	-----
Hits	0	-----
Doubles	0	-----
Home Runs	0	-----
RBI's	0	-----
Walks	0	-----
Steals	0	-----

Caughman's Career Stats

Overall																					
Year	Avg	GP-GS	AB	R	H	2B	3B	HR	RBI	TB	Slg%	BB	HP	SO	GDP	OB%	SF	SH	SB	PO	A
2010	.000	4-0	2	0	0	0	0	0	0	0	.000	0	1	0	2	.333	0	0	0-0	0	0
ACC Regular Season																					
Year	Avg	GP-GS	AB	R	H	2B	3B	HR	RBI	TB	Slg%	BB	HP	SO	GDP	OB%	SF	SH	SB	PO	A
2010	----	1-0	0	0	0	0	0	0	0	0	----	0	1	0	0	1.000	0	0	0-0	0	0

Clemson Tiger Sports Network

Tiger Baseball will be broadcast over the airwaves in 2011 thanks to Bob Mahony, Don Munson, Dan Scott, and the Clemson Tiger Sports Network, a property of Learfield Sports. The official Clemson sports network has broadcast a regular-season baseball package since 1991.

The Clemson Tiger Sports Network will broadcast 36 regular-season games in 2011. It will broadcast the 30 ACC games, three games against South Carolina, both games against Georgia, and the game against Coastal Carolina. The network will also broadcast all postseason contests.

The broadcasts will begin 30 minutes prior to the start of each game, as it will have comments and strategies from Head Coach Jack Leggett.

Additionally, WCCP-FM (104.9) in Clemson will broadcast the other 19 regular-season games. For a complete list of games on the radio, see page 1.

CTSN Baseball Affiliates

Location	Station	Frequency
Barnwell, SC	*WDOG	1460 AM
Charleston, SC	*WQSC	1340 AM
Clemson, SC	WCCP	104.9 FM
Clinton, SC	*WPCC	1410 AM
Columbia, SC	*WZMJ	93.1 FM
Hampton, SC	*WBHC	92.1 FM
Newberry, SC	WKDK	1240 AM
Union, SC	*WBCU	1460 AM

* - airs partial schedule only; Note: Flagship station in **bold**; all correspondence concerning network clearances, advertising, and formatting should be directed to **Robert Stockhausen** via phone at (864) 654-5544 or via email at rstockhausen@clemson Tigers.com.



Bob Mahony (inset), Don Munson (left), and Dan Scott (right) will broadcast Clemson baseball games on CTSN in 2011.



Veteran Bios



48 | Jay Cox

OF • R-R • 5-9 • 165 • *Sr. • SQ
Belton, SC • Florence-Darlington Technical College
Sociology

Senior outfielder who joined the team prior to the 2010 season...will provide depth in the outfield in 2011.

2010 (Red-Shirt Junior)
Did not appear in a game.



Before Clemson

Played two seasons (2008,09) at Florence-Darlington Technical College, where he was coached by Curtis Hudson...red-shirted at Florence-Darlington Technical College during the 2007 season...all-region selection as a sophomore and senior at Belton-Honea Path High School... member of the football state champions as a junior...attended the same high school that sent former Tiger All-American Matthew LeCroy (1995-97) to Clemson...lettered three times in baseball and three times in football at Belton-Honea Path High, where he was coached by Steve Williams.



Personal

His father, Jimmy, played football at Furman (1977,78) and was a member of the Clemson football team (1979,80)...majoring in sociology...born James Robert Cox, Jr. on June 8, 1988 in Spartanburg, SC.



Veteran Bios



47 | Marcus Curry

C • R-R • 5-8 • 205 • *Fr. • RS
Nichols, SC • Green Sea Floyds HS
Packaging Science

Original walk-on who is in his second year in the program...will compete for innings behind the plate in 2011.

2010 (Freshman)
Red-shirted.



Before Clemson

Lettered four times in baseball and four times in football at Green Sea Floyds High School, where he was coached by Gene Martin...earned his team's coach's award as a junior.

Personal

Member of the ACC Academic Honor Roll in 2009-10...majoring in packaging science...born Marcus Denard Curry on Sept. 14, 1990 in Ludwigsburg, Germany.






26 | Chris Epps

Co-Captain

OF • L-R • 6-1 • 195 • Sr. • 3VL
Stone Mountain, GA • Dunwoody HS

Community Recreation, Sport, & Camp Management



Team co-captain in 2011...slated to be the starter in right field in 2011, but also has experience in center...has an excellent eye at the plate...a career .244 hitter in 152 games (103 starts) over three seasons...has 16 doubles, three triples, eight homers, 55 RBIs, and 30 steals in his career...has 101 walks and a .402 on-base percentage...his career mark of one walk every 3.97 at-bats is third-best in school history...is 19-for-49 (.388) in 15 career NCAA Tournament games.

2010 (Junior)

Team co-captain...hit .221 with 45 runs, eight doubles, one triple, three homers, 16 RBIs, 46 walks, a .389 on-base percentage, and 16 steals in 56 games (41 starts, including 24 in centerfield, 15 as the DH, and two in right field)...ninth in the ACC in walks...started a team-high 35 games as the leadoff batter...received the Bob Bradley Award as Clemson's MVP of the three-game series against #15 South Carolina from Mar. 5-7; he was 7-for-14 with two homers, one double, six RBIs, six runs, two walks, and one steal in three starts...had a streak of seven straight games reaching base at least three times and a streak of eight games reaching base at least twice, both in April...led off the 10th inning with a single and came around to score the walkoff run on

a wild pitch against Dayton on Mar. 3...went 2-for-3 with a homer, two runs, including the game-winning run in the eighth inning, and a walk against #15 South Carolina on Mar. 5...went 3-for-6 with a grand slam, five RBIs, two runs, and a walk at #15 South Carolina on Mar. 7...hit a pinch-hit, run-scoring triple against #16 Alabama in the Clemson Super Regional on June 12...went 2-for-4 with two runs and a walk against #16 Alabama in the Clemson Super Regional on June 14; he was 4-for-8 in three Clemson Super Regional games...went 2-for-5 against #1 Arizona State in the College World Series on June 21.

2009 (Sophomore)

Hit .297 with 32 runs, six doubles, two triples, four homers, 27 RBIs, and nine steals in 56 games (29 starts, including 25 as the DH, three in right field, and one in centerfield)...

played in a team-high 27 games off the bench...had a .415 on-base percentage thanks to 25 walks in 128 at-bats...had a .400 on-base percentage in ACC regular-season games...hit a team-high .464 with one double, two homers, nine RBIs, and eight runs in seven NCAA Tourney games...inserted into the starting lineup as the leadoff batter and DH for the last 13 games of the regular season, the three ACC Tourney games, and the seven NCAA Tourney games, as Clemson had a 16-7 record over that span; he was 30-for-90 (.333) with four doubles, one triple, three homers, 20 RBIs, 24 runs, 12 walks, and six steals in the last 23 games and reached base via a hit or walk in 22 of those 23 games; he also hit safely in 12 of the last 13 games and in all seven NCAA Tourney games...hit .333 with a .415 on-base percentage in 24 games in the leadoff spot in the batting order...named Clemson Regional MVP and a member of the Clemson Regional All-Tourney team after going 10-for-19 (.526) with one double, two homers, six RBIs, and seven runs in five games...hit a three-run homer

with four RBIs in the second game of a doubleheader against Elon on Mar. 24...hit a pinch-hit, run-scoring single in the fifth inning to give Clemson the lead for good against South Carolina on Apr. 8...went 3-for-3 with two doubles, three RBIs, and a walk against North Carolina-Wilmington

on May 8; he was 5-for-11 (.455) with two doubles and three RBIs in the series...hit the first pitch over the fence for a homer at N.C. State on May 16; he was 5-for-11 (.455) with a homer, three RBIs, four runs, and three walks in the series...hit a bunt single in the ninth inning and scored the winning run against Tennessee Tech in the Clemson Regional on May 29...went 3-for-3 with a homer and two RBIs against Tennessee Tech in the Clemson Regional on May 31...went 3-for-5 with an RBI, two runs, and a steal against Oklahoma State in the Clemson Regional on May 31...went 2-for-4 with a double, homer, two RBIs, and two runs against Oklahoma State in the Clemson Regional on June 1; his two-out, two-run homer on an 0-2 pitch in the seventh inning started Clemson's comeback from a 5-1 deficit...went 2-for-5 with three RBIs at #2 Arizona State in the Tempe Super Regional on June 6...played for Thomasville in the Coastal Plain League in the

summer, where he hit .344 with 40 runs, 10 doubles, five triples, six homers, 22 RBIs, a .470 on-base percentage, and 12 steals in 33 games; named to the league's All-Star team; named league tri-hitter-of-the-week on July 6 after going 11-for-26 (.423) with 11 RBIs in six games.

2008 (Freshman)

Hit .218 with 19 runs, two doubles, one homer, 12 RBIs, a .406 on-base percentage, and five steals in 40 games (33 starts, including a team-high 27 in right field and six as the DH)...second on the team in on-base percentage...walked once every 3.37 at-bats (30 walks in 101 at-bats), the fifth-best mark in school history...went 3-for-3 in the first game of a doubleheader against Mercer on Feb. 23...went 2-for-4 with a two-run homer in the second game of a doubleheader against Mercer on Feb. 23; he went 5-for-7 in the doubleheader and was 5-for-5 in the first five official at-bats of his career; he also walked, therefore he reached base safely in each of his first six plate appearances.

Before Clemson

Member of the state championship team as a senior at Dunwoody High School...#106 prospect in the nation by **Perfect Game** and #111 prospect by **Baseball America**...#7 prospect in Georgia by **Perfect Game**...drafted in the 28th round (#869 overall pick) by the Chicago White Sox...lettered four times in baseball at Dunwoody High, where he was coached by Tom Bass.

Personal

Majoring in community recreation, sport, & camp management...born Christopher Kenneth Epps on Dec. 10, 1988 in Atlanta, GA.

Epps' Career Highs

Runs	3	many (3)	-----
Hits	3	many (7)	-----
Doubles	2	North Carolina-Wilmington	5-8-09
Home Runs	1	many (8)	-----
RBIs	5	South Carolina	3-7-10
Walks	3	many (6)	-----
Steals	2	many (4)	-----

Epps' Career Stats

Overall																				
Year	Avg	GP-GS	AB	R	H	2B	3B	HR	RBI	TB	Sig%	BB	HP	SO	GDP	OB%	SF	SH	SB	PO
2008	.218	40-33	101	19	22	2	0	1	12	27	.267	30	2	32	1	.406	0	2	5-6	55
2009	.297	56-29	128	32	38	6	2	4	27	60	.469	25	3	32	2	.415	3	2	9-11	12
2010	.221	56-41	172	45	38	8	1	3	16	57	.331	46	2	59	2	.389	1	0	16-23	71
Totals	.244	152-103	401	96	98	16	3	8	55	144	.359	101	7	123	5	.402	4	4	30-40	138

ACC Regular Season																				
Year	Avg	GP-GS	AB	R	H	2B	3B	HR	RBI	TB	Sig%	BB	HP	SO	GDP	OB%	SF	SH	SB	PO
2008	.180	20-16	50	8	9	0	0	0	5	9	.180	13	2	17	1	.369	0	1	3-4	25
2009	.271	21-11	48	12	13	1	1	1	9	19	.396	11	0	9	1	.400	1	0	3-5	5
2010	.173	22-18	75	16	13	4	0	0	5	17	.227	21	2	30	2	.367	0	0	6-10	26
Totals	.202	63-45	173	36	35	5	1	1	19	45	.260	45	4	56	4	.377	1	1	12-19	56



20 | Scott Firth

RHP • R-R • 6-0 • 165 • So. • 1VL
Buffalo Grove, IL • Adlai E. Stevenson School
Psychology

Has one of the best arms on the 2011 team...has been used in long relief and has made spot starts...will compete for a starting spot in 2011... one of two Tigers on the 2011 team from the state of Illinois (Jon Surber is the other).

2010 (Freshman)

Had a 2-1 record and a 3.58 ERA in 16 appearances (four starts)...in 32.2 innings pitched, he allowed 43 hits and 12 walks with 25 strikeouts...led the team in ERA (minimum 15.0 innings pitched)...had 44 groundball outs

compared to just 23 flyball outs...Clemson had a 4-0 record in his four starts...held leadoff batters of an inning to 5-for-

Firth's Career Highs

Total IP	6.0	Furman	5-11-10
Scoreless IP	2.0	Florida Gulf Coast	5-4-10
Hits	7	Presbyterian College	5-18-10
Runs	6	Georgia Southern	3-17-10
Earned Runs	3	Elon	3-23-10
Walks	4	Georgia Southern	3-17-10
Strikeouts	6	Presbyterian College	5-18-10

33 (.152) with only one walk against nine strikeouts...in 9.1 innings pitched after the sixth inning, he allowed just one earned run (0.96 ERA)...pitched a scoreless inning in relief with two strikeouts in his first career appearance against Michigan State at Greenville, SC on Feb. 20...pitched 1.1

scoreless innings in relief against Western Carolina on Apr. 14...pitched 2.0 innings in relief, allowing one hit, no runs,

and one walk with one strikeout against Florida Gulf Coast on May 4...pitched 6.0 innings in a starting role, allowing six hits, one run, and one walk with four strikeouts to earn his first career victory against Furman at Greenville, SC on May 11; he allowed two runners to advance past first base in the first inning, but he did not allow a runner past first base during his last 5.0 innings pitched in the game...pitched 5.1 innings in a starting role, allowing seven hits, two runs, and no walks with six strikeouts to earn the victory against Presbyterian College on May 18...pitched a scoreless eighth inning against Southern Mississippi in the Auburn Regional on June 4...played for Keene in the New England Collegiate Baseball League during the summer, where he had a 1-1 record and a 1.99 ERA in 22.2 innings pitched over seven appearances (three starts); named NECBL Pitcher-of-the-Week on Aug. 1.

Before Clemson

Drafted in the 36th round (#1076 overall pick) by the Baltimore Orioles in 2009...#1 high school righthander prospect in Illinois and #3 overall high school prospect in the state of Illinois according to **Prep Baseball Report**...#11 high school prospect in the state of Illinois and #391 high school prospect in the nation according to **Perfect Game**...member of Team Illinois...first-team all-state selection as a senior at Adlai E. Stevenson School...set the school record for career strikeouts...all-conference selection during his sophomore, junior, and senior seasons...played in the 2008 Midwest Pro Scout Classic and 2008 Pitch & Hit Club Pro Scout Showcase...lettered three times in baseball at Adlai E. Stevenson School, where he was coached by Paul Mazzuca.

Personal

First Tiger from Illinois since 1991 (Tad Smith)...majoring in psychology...born Scott William Firth on Jan. 2, 1991 in Park Ridge, IL.



Firth's Career Stats

Overall																						
Year	ERA	W-L	APP	GS	CG	SHO/CBO	SV	IP	H	R	ER	BB	SO	AB	O/BA	WP	HBP	BK	PO	A	E	Fld%
2010	3.58	2-1	16	4	0	0/0	0	32.2	43	21	13	12	25	138	.312	2	3	1	1	9	3	.769

ACC Regular Season																						
Year	ERA	W-L	APP	GS	CG	SHO/CBO	SV	IP	H	R	ER	BB	SO	AB	O/BA	WP	HBP	BK	PO	A	E	Fld%
2010	9.00	0-0	1	0	0	0/0	0	1.0	2	1	1	1	2	5	.400	0	0	0	0	0	0	----



39 | Alex Frederick

RHP • R-R • 5-10 • 170 • *Sr. • 2VL
Lagrangeville, NY • Dutchess CC
Economics



Has been effective in long relief roles...emerged as Clemson's most-reliable reliever in 2010, thanks to his outstanding breaking ball, after not factoring in the bullpen in 2009...has the versatility to be the closer in 2011...athletic fielder who has three pickoffs in his two seasons as a Tiger... has a 9-3 record, four saves, a 4.67 ERA, and 68 strikeouts against 46 walks in 90.2 innings pitched over 45 career appearances (three starts) at the collegiate level (three seasons, one at Iona and two at Clemson)...in his career at Doug Kingsmore Stadium, he is 6-0 with a 1.89 ERA and 46 strikeouts against only 16 walks and has allowed 34 hits in 47.2 innings pitched over 23 appearances (one start).

2010 (Red-Shirt Junior)

Had a 7-2 record, a team-high four saves, and a 3.75 ERA in a team-high 33 appearances (one start)...in 62.1 innings pitched, he allowed 63 hits (.272 opponents' batting average) and 28 walks with 54 strikeouts...fourth in the ACC in appearances, fourth in relief appearances, and tied for 10th in saves...his 33 appearances tied for most in school history and his 32 relief appearances tied for fourth-most...had a team-high three pickoffs...had a 4-1 record, one save, and a 4.50 ERA in 30.0 innings pitched over 14 relief appearances in ACC regular-season games...in 10.2 innings pitched over six relief appearances in the NCAA Tournament, he had a 1-0 record, two saves, a 2.53 ERA, and 11 strikeouts against three walks; his six appearances, six relief appearances, and two saves either set or tied a school record for a single NCAA Tournament...held opponents to a .209 batting average with runners on base and 1-for-14 (.071) with the bases loaded...allowed just one run in 6.1 innings pitched in the ninth inning (1.42 ERA)...earned wins in four consecutive outings and six of seven outings late in the season...had a team-best 2.16 ERA along with a 5-0 record, two saves, a .209 opponents' batting average, and 39 strikeouts against only 16 walks in 41.2 innings pitched over 19 appearances (one start) at home...pitched 3.0 innings in relief, allowing three hits and one run to record the save in the first game of a doubleheader against Virginia Tech on Mar. 20...pitched

5.2 innings in relief, allowing one walk with seven strikeouts against Boston College on Apr. 3...pitched 1.2 hitless and scoreless innings in relief with one strikeout to earn the win against North Carolina on Apr. 24...retired all five batters he faced, including two with a runner on third base in the eighth inning, with two strikeouts to close out the game and earn the win in the second game of a doubleheader against Florida Gulf Coast on May 2...pitched 5.0 innings in his first start as a Tiger, allowing four hits, one earned run, and two walks with six strikeouts to earn the win against Florida Gulf Coast on May 4...pitched 5.0 innings in relief, allowing six hits and two runs to earn the win at Maryland on May 8...pitched 2.1 innings in relief with two strikeouts to earn the win against #7 Florida State on May 20...pitched 4.2 innings in relief, allowing one hit, no runs, and two walks with five strikeouts to earn the win against #7 Florida State on May 22; he earned two wins in the series, becoming the first Tiger to win two games in a series since 1994...pitched

Frederick's Career Highs

Total IP	5.2	Boston College	4-3-10
Scoreless IP	4.2	Florida State	5-22-10
Hits	6	many (3)	-----
Runs	4	many (2)	-----
Earned Runs	4	many (2)	-----
Walks	4	Elon	3-24-10
Strikeouts	7	Boston College	4-3-10

3.0 innings in relief, allowing two runs and no walks with five strikeouts to earn the win at #14 Auburn in the Auburn Regional on June 7...pitched 2.1 innings in relief, allowing one hit, no runs, and no walks with one strikeout against #16 Alabama in the Clemson Super Regional on June 14;

in 3.0 innings pitched over two relief appearances in the Clemson Super Regional, he allowed just one hit, no runs, and no walks with two strikeouts...pitched 3.0 innings in relief, allowing one hit, no runs, and one walk with two strikeouts to record the save against #1 Arizona State in the College World Series on June 21...pitched a scoreless ninth inning with a strikeout to record the save against #6 Oklahoma in the College World Series on June 22; in 4.2 innings pitched over three relief appearances in the College World Series, he recorded two saves with a 1.93 ERA, .222 opponents' batting average, and four strikeouts.

2009 (Red-Shirt Sophomore)

Had a 1-0 record and 3.72 ERA in six relief appearances...in 9.2 innings pitched, he allowed 11 hits (.289 opponents' batting average) and four walks with eight strikeouts...allowed

all four of his runs in his last outing, therefore he did not allow an earned run in his other five outings...in 6.0 innings pitched over three relief appearances in ACC regular-season games, he had an 0.00 ERA and a .238 opponents' batting average...pitched 2.0 perfect innings in relief with three strikeouts in the first game of a doubleheader against #5 Miami (FL) on Apr. 11...pitched 2.0 innings in relief, allowing one hit and no runs with three strikeouts to earn his first win as a Tiger against Western Carolina on Apr. 15...pitched 3.0 scoreless innings in relief at Virginia Tech on Apr. 18.

Before Clemson

Played at Dutchess Community College in 2008, where he was coached by Steve Greller...played at Iona in 2007, where he was 1-1 with an 8.20 ERA in 18.2 innings pitched over six appearances (two starts); he did not allow a stolen base in three attempts...all-state, all-conference, and all-section selection along with earning section MVP honors as a senior at Our Lady of Lourdes High School...had a 23-3 record and over 200 strikeouts in his high school career...member of the state championship team as a senior...member of the AAU national championship team...lettered three times at Our Lady of Lourdes High, where he was coached by Greller.

Personal

His father, David, played baseball and football at Union...majoring in economics...born Alexander Peter Frederick on Apr. 23, 1988 in Lagrangeville, NY.

Frederick's Career Stats

	Overall																					
Year	ERA	W-L	APP	GS	CG	SHO/CBO	SV	IP	H	R	ER	BB	SO	AB	O/BA	WP	HBP	BK	PO	A	E	Fld%
2007*	8.20	1-1	6	2	0	0/0	0	18.2	32	22	17	14	6	80	.400	3	0	0	6	7	4	.765
2009	3.72	1-0	6	0	0	0/0	0	9.2	11	5	4	4	8	38	.289	1	0	0	0	1	0	1.000
2010	3.75	7-2	33	1	0	0/0	4	62.1	63	28	26	28	54	232	.272	6	4	0	3	14	1	.944
Totals	4.67	9-3	45	3	0	0/0	4	90.2	106	55	47	46	68	350	.303	10	4	0	9	22	5	.861

* - Iona

ACC Regular Season

Year	ERA	W-L	APP	GS	CG	SHO/CBO	SV	IP	H	R	ER	BB	SO	AB	O/BA	WP	HBP	BK	PO	A	E	Fld%
2009	0.00	0-0	3	0	0	0/0	0	6.0	5	1	0	3	5	21	.238	1	0	0	0	1	0	1.000
2010	4.50	4-1	14	0	0	0/0	1	30.0	29	16	15	17	22	109	.266	4	2	0	1	9	0	1.000
Totals	3.75	4-1	17	0	0	0/0	1	36.0	34	17	15	20	27	130	.262	5	2	0	1	10	0	1.000



29 | David Haselden

RHP • R-R • 6-4 • 240 • Jr. • 2VL
Spartanburg, SC • Spartanburg HS
Mechanical Engineering

Has been one of the team's most reliable relievers...has excellent control...expected to provide innings in a relief role and as a starter in 2011...in 58.2 innings pitched over 29 appearances (three starts) and two seasons, he has a 5-4 record, two saves, and a 4.60 ERA while allowing 68 hits and 14 walks with 45 strikeouts...has a 3.21 strike-out-to-walk ratio and 2.15 walks-per-nine-innings-pitched mark in his career...has not allowed more than two walks in any of his 29 career appearances.

2010 (Sophomore)

All-ACC Academic team member...had a 4-4 record, two saves, and a 4.61 ERA in 22 appearances (one start)...in 41.0 innings pitched, he allowed 47 hits and 13 walks with

29 strikeouts...finished 12 games on the mound, tied for 10th-most in the ACC...had a 4-2 record and 2.30 ERA in 27.1 innings pitched over 13 appearances (one start) at home...pitched 9.0 innings before he allowed his first hit

and first run of the season...pitched 2.1 perfect innings in relief with one strikeout to earn the win against Wright State on Feb. 27...pitched 4.0 innings in relief, allowing no hits, no runs, and one walk with three strikeouts to earn the win against #15 South Carolina on Mar. 5...pitched 1.2 hit-

less and scoreless innings in relief with two strikeouts to record his first career save against Virginia Tech on Mar. 19...pitched 1.1 innings in relief with two strikeouts to record the save in the first game of a doubleheader at #1 Virginia on Mar. 27...pitched 2.2 innings in relief, allowing one run and no walks with two strikeouts to earn the win against Boston College on Apr. 4...pitched 2.0 innings in a starting role, allowing three hits, no runs, and no walks with two strikeouts to earn the win against South Carolina-Upstate on Apr. 21...pitched 2.2 innings in relief to close out the game, allowing two hits and one run against #7 Florida State on May 21...pitched a hitless and



scoreless ninth inning against #16 Alabama in the Clemson Super Regional on June 13.

2009 (Freshman)


Had a 1-0 record and 4.58 ERA in seven appearances (two starts)...in 17.2 innings pitched, he allowed just one walk with 16 strikeouts...Clemson had a 2-0 record in his two starts...in his first career outing, he pitched a scoreless inning in relief with one strikeout against Michigan State on Mar. 10...in his first career start, he pitched 4.0 innings, allowing five hits, two runs, and no walks with three strikeouts against Western Carolina on Apr. 15...pitched 5.0 innings in a starting role, allowing five hits, one run, and one walk with six strikeouts to earn his first career win against Furman at Greenville, SC (Fluor Field) on May 11...pitched a perfect inning in relief with two strikeouts against Tennessee Tech in the Clemson Regional on May 31...played for Florence in the Coastal Plain League in the summer, where he was 5-3 with a 2.57 ERA in 56.0 innings pitched over 10 appearances (eight starts); he had two complete games and allowed 46 hits and seven walks with 48 strikeouts.

Before Clemson

All-state and all-region performer at Spartanburg High School...#6 prospect in South Carolina by **Impact Baseball**...#2 righthander prospect in South Carolina by **Diamond Prospect**...had a 1.43 ERA, two saves, 68 strikeouts, and allowed 13 walks in 44.0 innings pitched (14 appearances) as a junior...lettered three times in baseball and once in swimming at Spartanburg High, where he was coached by Tom Myers.

Personal

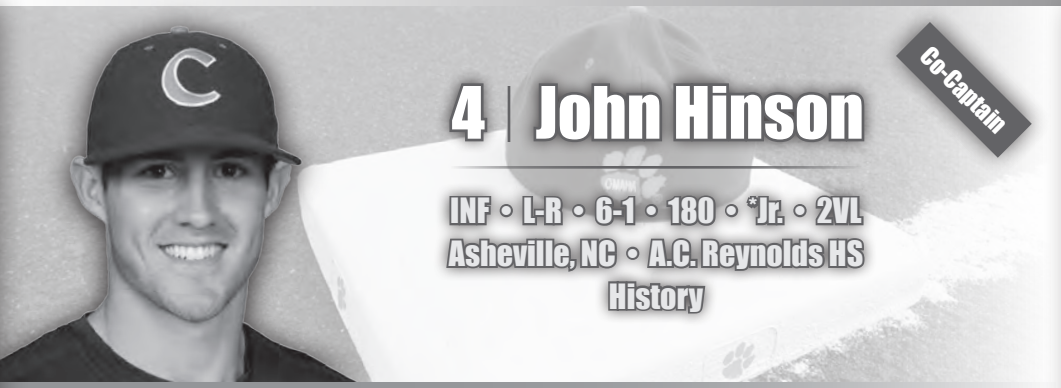
Two-time member of the ACC Academic Honor Roll...majoring in mechanical engineering...born David Alan Haselden on Oct. 31, 1989 in Spartanburg, SC.



Haselden's Career Stats

Overall																						
Year	ERA	W-L	APP	GS	CG	SHO/CBO	SV	IP	H	R	ER	BB	SO	AB	O/BA	WP	HBP	BK	PO	A	E	Fld%
2009	4.58	1-0	7	2	0	0/1	0	17.2	21	10	9	1	16	70	.300	1	1	0	1	4	0	1.000
2010	4.61	4-4	22	1	0	0/1	2	41.0	47	24	21	13	29	165	.285	2	5	1	3	3	0	1.000
Totals	4.60	5-4	29	3	0	0/2	2	58.2	68	34	30	14	45	235	.289	3	6	1	4	7	0	1.000

ACC Regular Season																						
Year	ERA	W-L	APP	GS	CG	SHO/CBO	SV	IP	H	R	ER	BB	SO	AB	O/BA	WP	HBP	BK	PO	A	E	Fld%
2009	8.10	0-0	3	0	0	0/0	0	6.2	10	7	6	0	4	27	.370	0	1	0	1	2	0	1.000
2010	5.40	1-2	11	0	0	0/1	2	20.0	29	12	12	6	13	86	.337	0	2	1	2	2	0	1.000
Totals	6.08	1-2	14	0	0	0/1	2	26.2	39	19	18	6	17	113	.345	0	3	1	3	4	0	1.000



4 | John Hinson

Co-Captain

INF • L-R • 6-1 • 180 • Jr. • 2VL
Asheville, NC • A.C. Reynolds HS
History



Team co-captain in 2011...slated to bat in the middle of the lineup as the starting third-baseman in 2011...played third base as a freshman in 2008 but sat out in 2009 due to injury...became Clemson's everyday starter at third base in late March, 2010 after starting the season as a backup...a career .328 hitter in 106 games (82 starts) over two active seasons...has nine doubles, two triples, 18 homers, 86 RBIs, and 30 steals...preseason third-team All-American by **Collegiate Baseball**...#50 player in the nation in the preseason by CollegeBaseballDaily.com...#75 prospect in the nation for the 2011 draft in the preseason by **Baseball America**...#6 third-baseman in the nation in the preseason by CollegeBaseball360.com.

2010 (Red-Shirt Sophomore)

Drafted in the 13th round (#411 overall pick) by the Philadelphia Phillies...first-team All-ACC by SEBaseball.com...hit .351 with 60 runs, nine doubles, one triple, 17 homers, 75 RBIs, 26 walks, and a team-high 25 steals in 67 games (57 starts, including 54 at third base and three as the DH)...second in the ACC in steals, fourth in RBIs, and tied for sixth in homers...had 25 multi-hit games and 19 multi-RBI games...hit .384 with runners on base and a team-high .425 with runners in scoring position...was 7-for-15 (.467) with a grand slam, double, 18 RBIs, and four walks with the bases loaded...was 21-for-44 (.477) with five homers, one double, one triple, 13 RBIs, 13 runs, and four walks in 11 NCAA Tourney games; his 21 hits set a school record for a single NCAA Tourney; had nine multi-hit games in the NCAA Tourney...had a 14-game hitting streak from late March to April...named Auburn Regional MVP and a member of the Auburn Regional All-Tournament team after going 9-for-16 (.563) with three homers, one double, five RBIs, five runs, a 1.188 slugging percentage, a walk, hit-by-pitch, a .611 on-base percentage, and no errors in nine chances in four games; he had at least two hits and one RBI in each of the four games...named to the All-College World Series team after going 7-for-16 (.438) with a triple, three RBIs, three runs, and two steals in four games...hit a three-run homer in his first official at-bat of the season against Michigan State at Greenville, SC on Feb. 20...came off the bench and

went 2-for-3 with two doubles and three RBIs in the second game of a doubleheader against N.C. State on Mar. 13; he started Clemson's seven-run eighth inning with a leadoff double, then added a three-run double later in the frame...went 3-for-5 with three RBIs, two runs, a walk, and a team-season-high three steals against Boston College on Apr. 4...went 2-for-3 with a grand slam, five RBIs, two runs, a walk, and steal at Georgia on Apr. 6...went 3-for-5 with a homer, three RBIs, three runs, and a steal against Georgia on Apr. 7; he went 5-for-8 with two homers, eight RBIs, and two steals in the midweek series...went 4-for-5 with a double at Duke on Apr. 9; he went 8-for-16 with three doubles and four RBIs in the series...went 5-for-6 with three homers and seven RBIs against South Carolina-Upstate on Apr. 21; he hit two three-run homers, a solo homer, and had 14 total bases; he tied the school record and became the 13th Tiger in history to hit three home runs in one game; the homers, RBIs, and total bases were all team-season-highs...went 3-for-6 with a homer, three RBIs, two runs, and a steal against Furman at Greenville, SC (Fluor Field) on May 11...went 2-for-4 with a homer against Southern Mississippi in the Auburn Regional on June 4...went 3-for-5 with a two-run homer at #14 Auburn in the Auburn Regional on June 6...went 2-for-3 with a

Hinson's Career Highs

Runs	3	many (5)	-----
Hits	5	South Carolina-Upstate	4-21-10
Doubles	2	many (2)	-----
Home Runs	3	South Carolina-Upstate	4-21-10
RBIs	7	South Carolina-Upstate	4-21-10
Walks	2	many (2)	-----
Steals	3	Boston College	4-4-10

homer, double, three runs, a walk, and hit-by-pitch at #14 Auburn in the Auburn Regional on June 7...went 2-for-4 with a homer, three RBIs, three runs, a walk, and steal against #16 Alabama in the Clemson Super Regional on June 13...went 3-for-5 with a homer, two RBIs, and two runs against #16 Alabama in the Clemson Super Regional on June 14; he was 5-for-12 (.417) with two homers, five RBIs, and five runs in three Clemson Super Regional games...went 3-for-4 with two RBIs, a run, and two steals against #6 Oklahoma in the College World Series on June 22...went 2-for-3 with a triple, run, and walk against #5 South Carolina in the College World Series on June 26...played for Cotuit in the Cape Cod League in the summer, where he hit .246 with three doubles, one homer, eight RBIs, and six steals in 21 games.

2009 (Sophomore)

Red-shirted...suffered a back injury early in the season and had surgery in March.

2008 (Freshman)

Hit .264 with 10 runs, one triple, one homer, 11 RBIs, and five steals in 39 games (25 starts, including 20 at third base and five as the DH)...batted .304 in 21 ACC regular-season games...was 7-for-20 (.350) in 11 games against top-25 ranked teams...hit .306 in his 25 starts...only struck out 12 times in 87 at-bats...missed eight games early in the season due to a back injury...hit a two-run homer, his first career long ball, against #21 Coastal Carolina on Mar. 18...went 3-for-4 at #25 Georgia Tech on May 10...went 2-for-4 with one RBI at #25 Georgia Tech on May 11; he was 5-for-8 (.625) in two starts in the series...played for Hyannis in the Cape Cod League in the summer, where he hit .222 in 18 at-bats over five games.

Before Clemson

Team MVP as a senior at A.C. Reynolds High School...set the school record for career hits...four-time all-conference honoree...drafted in the 40th round (#1210 overall pick) by the Philadelphia Phillies...#170 prospect in the nation by **Baseball America** and #314 prospect by **Perfect Game**...#13 prospect in North Carolina by **Perfect Game**...East Coast Professional Showcase selection in 2006...represented North Carolina in the 2006 National Home Run Derby in Delray Beach, FL, where he advanced to the semifinals...set single-season school records for doubles (14) and hits (44) along with totaling nine homers as a junior...lettered four times in baseball at A.C. Reynolds High, where he was coached by Bryan Craig.

Personal

Majoring in history...born John David Hinson II on Sept. 13, 1988 in Asheville, NC.

Hinson's Career Stats

Overall																							
Year	Avg	GP-GS	AB	R	H	2B	3B	HR	RBI	TB	Slg%	BB	HP	SO	GDP	OB%	SF	SH	SB	PO	A	E	Fld%
2008	.264	39-25	87	10	23	0	1	1	11	28	.322	8	0	12	2	.320	2	2	5-6	6	22	8	.778
2010	.351	67-57	251	60	88	9	1	17	75	150	.598	26	2	48	1	.410	4	1	25-30	36	95	11	.923
Totals	.328	106-82	338	70	111	9	2	18	86	178	.527	34	2	60	3	.387	6	3	30-36	42	117	19	.893

ACC Regular Season																							
Year	Avg	GP-GS	AB	R	H	2B	3B	HR	RBI	TB	Slg%	BB	HP	SO	GDP	OB%	SF	SH	SB	PO	A	E	Fld%
2008	.304	21-13	46	3	14	0	1	0	6	16	.348	4	0	2	2	.360	0	0	2-3	3	15	7	.720
2010	.301	30-27	123	25	37	7	0	3	27	53	.431	10	0	25	0	.346	3	0	11-14	14	54	5	.932
Totals	.302	51-40	169	28	51	7	1	3	33	69	.408	14	0	27	2	.349	3	0	13-17	17	69	12	.878



18 | Addison Johnson

OF/LHP • L-L • 5-7 • 175 • "Sr." • 3VL
Pfafftown, NC • North Forsyth Senior HS
Management

Scrappy player who has good speed and has made many diving catches...will compete for a starting spot in the outfield and for innings out of the bullpen in 2011 despite having not previously appeared on the mound...Clemson's best defensive outfielder...a career .259 hitter in 165 games (111 starts) over three active seasons...has 15 doubles, seven triples, five homers, 51 RBIs, 12 sacrifice bunts, and 25 steals in his career...has seven career outfield assists...is 13-for-31 (.419) with three doubles, one triple, and a .550 on-base percentage in 15 career NCAA Tourney games.

2010 (Red-Shirt Junior)

Hit .256 with 16 runs, one double, two triples, two homers, 14 RBIs, 16 walks, and eight steals in eight attempts in 54 games (17 starts, all in centerfield)...played in a team-high 37 games off the bench...hit .300 with a .431 on-base percentage and four steals in 23 ACC regular-season games...hit .300 with a .394 on-base percentage and eight steals in his 17 starts...came off the bench and hit a solo homer at #15 South Carolina on Mar. 7...went 2-for-4 with a homer, two RBIs, two runs, and a walk against Georgia Southern on Mar. 17...went 2-for-4 with a three-run triple in the second game of a doubleheader against Virginia Tech on Mar. 20...went 2-for-5 with two RBIs and a steal in the first game of a doubleheader at #1 Virginia on Mar. 27...went 3-for-6 with a double and run at Duke on Apr. 10...went 2-for-6 with an RBI, a run, and steal at #14 Auburn in the Auburn Regional on June 6; both his singles came in Clemson's seven-run fifth inning...played for Statesville in the Southern Collegiate Baseball League in the summer, where he hit .452 in 11 games...had surgery to repair a torn ACL on Aug. 26.

2009 (Red-Shirt Sophomore)

Drafted in the 48th round (#1443 overall pick) by the Oakland Athletics...hit .217 with 25 runs, six doubles, two homers, 14 RBIs, five sacrifice bunts, and nine steals in 50 games (36 starts, all in centerfield)...stole a team-season-high three bases in a game twice...went 3-for-4 with three runs and three steals against Charlotte on Feb. 20...went

2-for-5 with three steals against Wofford on Feb. 25...hit a solo homer at #24 Florida State on Mar. 20...went 3-for-5 with two doubles against Duke on Apr. 4; he was 5-for-9 (.556) with two doubles and three walks in the series...hit a two-run homer against South Carolina on Apr. 8...led off the ninth inning with a pinch-hit single and scored the tying run against Tennessee Tech in the Clemson Regional on May 29...played for Chatham in the Cape Cod League in the summer, where he hit .155 with six steals in 30 games.

2008 (Sophomore)

Red-shirted...missed the season due to two injuries; he suffered a hamstring injury just prior to the start of the season, then he suffered a hand injury in late February.

2007 (Freshman)

Hit .286 with 35 runs, eight doubles, five triples, one homer, 23 RBIs, and eight steals in 61 games (58 starts, including 52 in left field and six in centerfield)...started the first 31 games and the last 22 games of the season...led the team in triples...fifth in the ACC in triples per game...had six sacrifice bunts and a team-tying-high five bunt singles...hit .309 in ACC regular-season games...had 19 multi-hit

games...hit .471 in June...had a team-high five outfield assists...was 8-for-17 (.471) with a double, triple, three RBIs, and a .571 on-base percentage in five NCAA Tourney games...hit .393 with a .500 on-base percentage in the postseason...singled in the 11th inning and came around to score the winning run in the first game of a doubleheader against Pacific on Feb. 24...went 2-for-3 with his first career homer against Duke on Mar. 17...had two hits and an RBI against Duke on Mar. 18; he was 6-for-11 (.545) in the series...went 3-for-4 with a double and two RBIs against Miami (FL) on Apr. 1...went 3-for-4 with two RBIs and a walkoff double in the ninth inning against Georgia on Apr. 4...after not starting the previous five games due to a finger injury, he went 2-for-3 with two runs, a triple, and walk in a start against #19 Georgia Tech on Apr. 28...went 2-for-3 with a walk and two RBIs against Boston College on May 5...went 3-for-5 at #2



Florida State on May 11...went 2-for-3 with an RBI against #3 Florida State in the ACC Tournament on May 26...went 3-for-4 against Saint John's in the Myrtle Beach Regional on June 1...went 2-for-3 with a triple and two runs at #17 Mississippi State in the Starkville Super Regional on June 9; he was 3-for-5 with two walks and a hit-by-pitch in the super regional...played for Chatham in the Cape Cod League in the summer, where he hit .276 with eight steals in 40 games.

Before Clemson

First-team all-state selection as a senior at North Forsyth Senior High School...#60 prospect in the nation by **Baseball America** and #167 prospect by **Perfect Game**...#7 prospect in North Carolina by **Perfect Game**...North Carolina's MVP of the North Carolina vs. South Carolina All-Star game...member of the East Coast Professional Showcase...all-state and all-conference pick as a junior...hit .388 with seven doubles, three triples, and five homers along with a 3-0 record and 47 strikeouts in 23.0 innings pitched as a junior...high school teammate of former Tiger D.J. Mitchell (2006-08) and former North Carolina All-American Dustin Ackley (2007-09), who was the #2 overall pick of the 2009 draft...lettered four times in baseball at North Forsyth Senior High, where he was coached by Jamie Lowe.

Personal

Majoring in management...born Addison Lee Johnson on Dec. 26, 1987 in Winston-Salem, NC.

Johnson's Career Highs

Runs	3	Charlotte	2-20-09
Hits	3	many (7)	-----
Doubles	2	Duke	4-4-09
Home Runs	1	many (5)	-----
RBIs	3	Virginia Tech	23-20-10
Walks	2	many (6)	-----
Steals	3	many (2)	-----

Johnson's Career Stats

Overall																				
Year	Avg	GP-GS	AB	R	H	2B	3B	HR	RBI	TB	Slg%	BB	HP	SO	GDP	OB%	SF	SH	SB	PO
2007	.286	61-58	217	35	62	8	5	1	23	83	.382	25	2	32	5	.365	0	6	8-11	79
2009	.217	50-36	138	25	30	6	0	2	14	42	.304	14	5	40	1	.310	1	5	9-12	114
2010	.256	54-17	82	16	21	1	2	2	14	32	.390	16	3	17	3	.392	1	1	8-8	59
Totals	.259	165-111	437	76	113	15	7	5	51	157	.359	55	10	89	6	.353	2	12	25-31	252

ACC Regular Season																				
Year	Avg	GP-GS	AB	R	H	2B	3B	HR	RBI	TB	Slg%	BB	HP	SO	GDP	OB%	SF	SH	SB	PO
2007	.309	28-26	94	15	29	3	3	1	10	41	.436	9	0	19	4	.369	0	4	4-6	34
2009	.246	24-18	65	10	16	3	0	1	8	22	.338	8	2	17	0	.342	1	3	2-3	49
2010	.300	23-10	40	7	12	1	2	0	9	17	.425	8	2	10	1	.431	1	0	4-4	31
Totals	.286	75-54	199	32	57	7	5	2	27	80	.402	25	4	46	5	.374	2	7	10-13	114



15 | Mike Kent

RHP • R-R • 6-0 • 205 • So. • 1VL
Springfield, VA • West Springfield HS
Pre-Business

Was used as a long reliever and spot starter in his first season in the Tiger program in 2010...will compete for innings out of the bullpen and as a weekday starter in 2011...one of two Tigers on the 2011 team from the state of Virginia (Will Lamb is the other).

2010 (Freshman)

Had a 1-1 record and 7.80

ERA in six appearances (two starts)...in 15.0 innings pitched,


he allowed 15 hits (.254 opponents' batting average) and

10 walks with eight strikeouts...held opponents to 2-for-16 (.125) with two outs...had 24 groundball outs compared to just 11 flyball outs...pitched 3.1 innings in relief, allowing two hits, no runs, and one walk with three strikeouts to earn his first victory as a Tiger in his first career

Kent's Career Highs

Total IP	4.0	Elon	3-24-10
Scoreless IP	3.1	Georgia Southern	3-17-10
Hits	4	many (2)	-----
Runs	4	many (2)	-----
Earned Runs	4	many (2)	-----
Walks	3	Georgia	4-7-10
Strikeouts	3	many (2)	-----

appearance against Georgia Southern on Mar. 17...pitched



4.0 innings in a starting role, allowing four hits and two earned runs against Elon on Mar. 24; it was his first career start on the mound...struck out all three batters he faced at Wake Forest on May 14...played for Bethesda in the Cal Ripken, Sr. Collegiate Baseball League during the summer, where he pitched an inning in his only relief appearance.

Before Clemson

First-team all-state selection during his junior and senior seasons at West Springfield High School...#13 high school prospect in Virginia and #304 high school prospect in the nation according to **Perfect Game**...East Coast Pro Showcase selection...region MVP during his senior season...first-team all-district selection during his sophomore, junior, and senior seasons...2008 Orlando Baseball Classic All-Tournament selection...Patriot District Pitcher-of-the-Year as a junior...lettered three times in baseball at West Springfield High, where he was coached by John James.

Personal

Majoring in pre-business...born Mike Travis Kent on Oct. 30, 1990 in Fairfax, VA.



Kent's Career Stats

Overall																						
Year	ERA	W-L	APP	GS	CG	SHO/CBO	SV	IP	H	R	ER	BB	SO	AB	O/BA	WP	HBP	BK	PO	A	E	Fld%
2010	7.80	1-1	6	2	0	0/0	0	15.0	15	14	13	10	8	59	.254	1	0	0	0	1	0	1.000
ACC Regular Season																						
Year	ERA	W-L	APP	GS	CG	SHO/CBO	SV	IP	H	R	ER	BB	SO	AB	O/BA	WP	HBP	BK	PO	A	E	Fld%
2010	5.79	0-0	2	0	0	0/0	0	4.2	3	3	3	2	4	16	.188	0	0	0	0	0	0	-----



22 | Spencer Kieboom

C • R-R • 6-0 • 210 • So. • 1VL

Marietta, GA • Walton HS
Marketing

Sophomore catcher who was the third-string catcher most of 2010, but became the everyday starter behind the plate in the NCAA Tournament...has good leadership skills and exhibited poise as a freshman...will compete for the starting spot behind the plate in 2011.


2010 (Freshman)

Hit .263 (15-for-57) with 10 runs, five doubles, 10 RBIs, and six walks in 30 games

(13 starts, all at catcher)...12 of his 13 starts came in the postseason and 11 came in the NCAA Tournament...Clemson was 9-4 in his 13 starts...came off the bench and hit two doubles in the sixth inning against Georgia Southern on Mar. 17...came off the bench and hit a single and scored a run against Boston College on Apr. 2...hit a pinch-hit single and scored a run at Maryland on May 7...made his first career

Kieboom's Career Highs

Runs	2	Georgia Tech	5-29-10
Hits	3	Georgia Tech	5-29-10
Doubles	2	Georgia Southern	3-17-10
Home Runs	0		
RBIs	3	Alabama	6-13-10
Walks	1	many (6)	
Steals	0		



start against Furman at Greenville, SC (Fluor Field) on May 11...in his second career start, he went 3-for-4 with two runs against #6 Georgia Tech in the ACC Tournament on May 29...went 1-for-3 with a run-scoring double and two sacrifice bunts at #14 Auburn in the Auburn Regional on June 6...went 2-for-5 with a run at #14 Auburn in the Auburn Regional on June 7...went 1-for-3 with a double, three RBIs, a run, and walk against #16 Alabama in the Clemson Super Regional on June 13...hit a run-scoring single against #1 Arizona State in the College World Series on June 21...went 1-for-3 with a two-run single and a walk against #6 Oklahoma in the College World Series on June 22.

Before Clemson

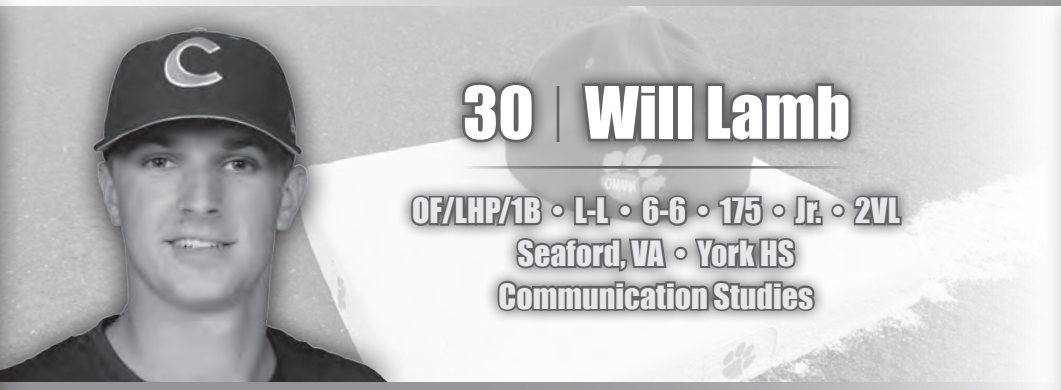
Named a 2009 Louisville Slugger Honorable Mention All-American...#42 high school prospect in Georgia and #465 high school prospect in the nation by **Perfect Game**...all-state pick as a junior and senior at Walton High School...First-Team Cobb County selection as a junior and senior...first-team all-region as a junior and senior...2008 Georgia Dugout All-Tournament team selection...team MVP as a junior and senior...set the school record for doubles and RBIs in a season...member of the state champions as a sophomore...played in the Connie Mack World Series, where his team won the tournament in 2008...played with the East Cobb Astros and Yankees...lettered four times in baseball at Walton High, where he was coached by Shane Amos.

Personal

Pronounced KEE-boom...has dual-citizenship with the United States and The Netherlands; his father, Alswinn, was born in The Netherlands...member of the ACC Academic Honor Roll in 2009-10...majoring in marketing...born Spencer John Kieboom on Mar. 16, 1991 in Mount Pleasant, SC.

Kieboom's Career Stats

Overall																					
Year	Avg	GP-GS	AB	R	H	2B	3B	HR	RBI	TB	Slg%	BB	HP	SO	GDP	OB%	SF	SH	SB	PO	A
2010	.263	30-13	57	10	15	5	0	0	10	20	.351	6	0	7	4	.333	0	2	0-0	113	11
ACC Regular Season																					
Year	Avg	GP-GS	AB	R	H	2B	3B	HR	RBI	TB	Slg%	BB	HP	SO	GDP	OB%	SF	SH	SB	PO	A
2010	.500	4-0	4	2	2	0	0	0	0	2	.500	1	0	1	0	.600	0	0	0-0	7	0



30 | Will Lamb

OF/LHP/1B • L-L • 6-6 • 175 • Jr. • 2VL
Seaford, VA • York HS
Communication Studies



Tallest Tiger on the 2011 team by two inches...valuable two-way player who has great speed...will compete for the starting centerfield spot and a spot in the weekend rotation in 2011...a career .284 hitter in 79 games (53 starts) over two seasons...has four homers, 42 RBIs, and 18 steals in his career...in 74.0 innings pitched over 33 appearances (11 starts), he has a 4-4 record, three saves, and a 4.26 ERA while allowing 79 hits (.277 opponents' batting average) and 33 walks with 45 strikeouts...#84 prospect in the nation for the 2011 draft in the preseason by **Baseball America**.

2010 (Sophomore)

Hit .289 with 42 runs, six doubles, two triples, four homers, 36 RBIs, 23 walks, four hit-by-pitches, and 14 steals in 14 attempts in 52 games (42 starts, including 29 at first base, 12 as the DH, and one as the pitcher)...had 14 multi-hit games...had an 11-game hitting streak in May...had a 4-4 record, two saves, and a 5.02 ERA in 18 appearances (10 starts)...in 52.0 innings pitched, he allowed 57 hits and 25 walks with 30 strikeouts...went 4-for-4 with a double, homer, three runs, and three RBIs against Miami (OH) on Feb. 19; it was his first career game and start at first base...pitched 4.0 innings in a starting role, allowing four hits and one run to earn his first career win against Wright State on Feb. 28...pitched 6.0 innings in a starting role, allowing no earned runs to earn the win in the first game of a doubleheader against Virginia Tech on Mar. 20...went 3-for-4 with a homer, double, and three RBIs against Elon on Mar. 23...pitched 7.0 innings in a starting role, allowing five hits (all singles), one earned run, and two

Lamb's Career Highs

Runs	3	many (6)	-----
Hits	4	Miami (OH)	2-19-10
Doubles	2	Maryland	5-7-10
Home Runs	1	many (4)	-----
RBIs	3	many (4)	-----
Walks	3	Duke	4-10-10
Steals	2	many (3)	-----
Total IP	7.0	Virginia	⁽¹⁾ 3-27-10
Scoreless IP	4.2	North Carolina	3-7-09
Hits	8	Elon	⁽¹⁾ 3-24-09
Runs	6	many (2)	-----
Earned Runs	6	Boston College	4-3-10
Walks	4	South Carolina	3-6-10
Strikeouts	5	Oklahoma	6-22-10

walks to earn the win in the first game of a doubleheader at #1 Virginia on Mar. 27...went 3-for-3 with a triple and three RBIs against Georgia on Apr. 7...struck out the only batter he faced to record the save against North Carolina on Apr. 24...went 3-for-6 with two doubles, two RBIs, and three runs at Maryland on May 7; he was 7-for-16 (.438) with two doubles, four RBIs, six runs, and two steals in the series...pitched 6.1 innings in a starting role, allowing six hits, two runs, and two walks with four strikeouts to earn the win against #6 Georgia Tech in the ACC Tourney on May 29...went 3-for-3

with a homer, two RBIs, and three runs against Southern Mississippi in the Auburn Regional on June 4...retired the only batter he faced to record the save against #16 Alabama in the Clemson Super Regional on June 14...pitched 2.2 innings in relief with five strikeouts against #6 Oklahoma in the College World Series on June 22...played for Peninsula in the Coastal Plain League in the summer, where he hit .396 and eight steals in eight attempts in 12 games.

a double and retired the only batter he faced to earn his first career save in the first game of a doubleheader against Wake Forest on Mar. 13...pitched 1.1 scoreless innings in relief against #4 Georgia Tech on Apr. 24...played for Peninsula in the Coastal Plain League in the summer, where he hit .236 with 26 steals in 29 attempts in 33 games and was 1-3 with a 6.23 ERA in 30.1 innings pitched over six starts on the mound; had 32 strikeouts against only 10 walks; named to the league's All-Star team.

Before Clemson

First-team all-state outfielder as a senior at York High School...played in the Virginia East-West All-Star game...region player-of-the-year and first-team all-region pick as an outfielder and pitcher as a senior...first-team all-state outfielder as a junior...first-team all-region outfielder and second-team all-region pitcher as a junior...batted .508 and had a 4-2 record along with a 1.60 ERA and 63 strikeouts in 48.0 innings pitched as a junior...batted .435 as a sophomore...team captain of his basketball team as a junior...lettered four times in baseball and once in basketball at York High, where he was coached by Bob Pearce.

Personal

Member of the ACC Academic Honor Roll in 2008-09...majoring in communication studies...born William Bradley Lamb on Sept. 9, 1990 in Newport News, VA.

Lamb's Career Stats

	Overall																						
Year	Avg	GP-GS	AB	R	H	2B	3B	HR	RBI	TB	Sig%	BB	HP	SO	GDP	OB%	SF	SH	SB	PO	A	E	Fld%
2009	.268	27-11	56	8	15	3	0	0	6	18	.321	4	0	10	2	.317	0	0	4-5	21	3	1	.960
2010	.289	52-42	173	42	50	6	2	4	36	72	.416	23	4	30	0	.381	2	4	14-14	262	16	6	.979
Totals	.284	79-53	229	50	65	9	2	4	42	90	.393	27	4	40	2	.366	2	4	18-19	283	19	7	.977

Year	ERA	W-L	APP	GS	CG	SHO/CBO	SV	IP	H	R	ER	BB	SO	AB	O/BA	WP	HBP	BK	PO	A	E	Fld%
2009	2.45	0-0	15	1	0	0/1	1	22.0	22	6	6	8	15	86	.256	1	5	1	21	3	1	.960
2010	5.02	4-4	18	10	0	0/0	2	52.0	57	34	29	25	30	199	.286	3	6	0	262	16	6	.979
Totals	4.26	4-4	33	11	0	0/1	3	74.0	79	40	35	33	45	285	.277	4	11	1	283	19	7	.977

ACC Regular Season

Year	Avg	GP-GS	AB	R	H	2B	3B	HR	RBI	TB	Sig%	BB	HP	SO	GDP	OB%	SF	SH	SB	PO	A	E	Fld%
2009	.233	14-7	30	4	7	2	0	0	0	9	.300	3	0	6	1	.303	0	0	1-2	10	2	0	1.000
2010	.291	23-19	79	17	23	3	1	0	17	28	.354	11	1	19	0	.385	0	3	5-5	132	3	3	.978
Totals	.275	37-26	109	21	30	5	1	0	17	37	.339	14	1	25	1	.363	0	3	6-7	142	5	3	.980

Year	ERA	W-L	APP	GS	CG	SHO/CBO	SV	IP	H	R	ER	BB	SO	AB	O/BA	WP	HBP	BK	PO	A	E	Fld%
2009	2.53	0-0	7	0	0	0/0	1	10.2	11	3	3	6	8	43	.256	0	3	1	10	2	0	1.000
2010	6.84	2-4	8	6	0	0/0	1	25.0	32	22	19	14	13	99	.323	1	3	0	132	3	3	.978
Totals	5.55	2-4	15	6	0	0/0	2	35.2	43	25	22	20	21	142	.303	1	6	1	142	5	3	.980



6 | Dominic Leone

RHP • R-R • 5-11 • 185 • So. • 1VL
Norwich, CT • Norwich Free Academy
Community Recreation, Sport, & Camp Management

Righthander who moved into the weekend rotation in late April of 2010 and has also been a long reliever... will compete for a spot in the weekend rotation in 2011...one of two Tigers on the 2011 team from the state of Connecticut (Mike Dunster is the other).

2010 (Freshman)

Had a 3-2 record and 4.78 ERA in 22 appearances (10 starts)...in 58.1 innings pitched,

he allowed 69 hits, including only two homers (both solo), and 22 walks with 40 strikeouts...did not allow more than four earned runs or three walks in any of his 22 appearances...pitched a perfect ninth inning in relief in his first career outing against Miami (OH) on Feb. 19...pitched 3.0 innings in relief, allowing two hits, no runs, and no walks with six strikeouts to earn his first career win in the second game of

Leone's Career Highs

Total IP	8.0	North Carolina	4-25-10
Scoreless IP	3.0	N.C. State	(2)3-13-10
Hits	9	Florida Gulf Coast	(2)5-2-10
Runs	5	many (2)	-----
Earned Runs	4	Maryland	5-9-10
Walks	3	Florida State	5-22-10
Strikeouts	7	Georgia	4-6-10



a doubleheader against N.C. State on Mar. 13...pitched 5.1 innings in his first career start, allowing four hits, no earned runs, and one walk against #14 Coastal Carolina on Mar. 31...pitched 6.0 innings in a starting role, allowing four hits, two runs, and one walk with seven strikeouts to earn the win at Georgia on Apr. 6...pitched 6.0 innings in a starting role, allowing six hits, two earned runs, and one walk with six strikeouts against Western Carolina on Apr. 14...pitched 8.0 innings in a starting role, allowing seven hits, three runs, and one walk with three strikeouts against North Carolina on Apr. 25; it was his first career ACC start; he allowed just one hit and no runs in his final 6.0 innings pitched after allowing a leadoff single in the third inning...pitched 5.2 innings in a starting role, allowing three hits, no earned runs, and one walk with three strikeouts to earn the win against #16 Alabama in the Clemson Super Regional on June 14.

Before Clemson

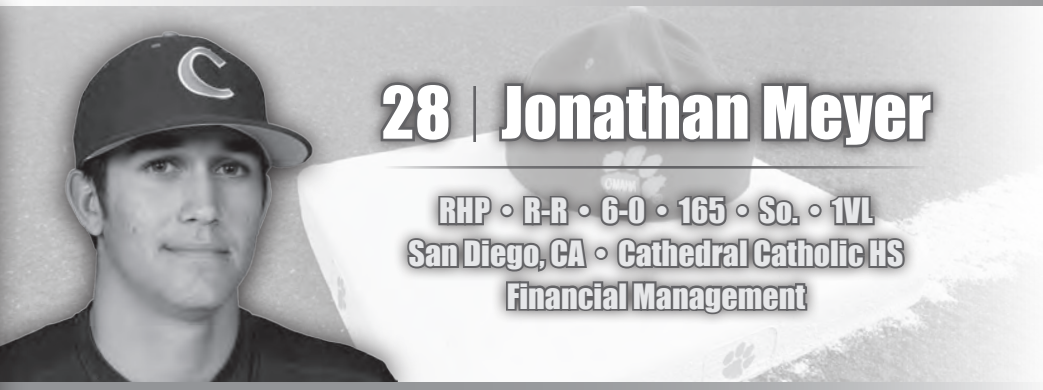
All-state selection as a junior and senior at Norwich Free Academy...#1 high school prospect in Connecticut and #263 high school prospect in the nation by **Perfect Game**...Connecticut Senior All-Star Game MVP...AFLAC All-American as a junior...member of the Connecticut Junior Top 40 All-Star team as a junior...had a 4-3 record, 1.48 ERA, and 66 strikeouts in 47.0 innings pitched as a junior...East Coast Pro Showcase selection...member of the 2008 Connecticut Legion All-Star team...lettered three times in baseball at Norwich Free Academy, where he was coached by Clarence Cooper.

Personal

Pronounced lee-OHN...majoring in community recreation, sport, & camp management...born Dominic Joseph Leone on Oct. 26, 1991 in Norwich, CT.

Leone's Career Stats

Overall																						
Year	ERA	W-L	APP	GS	CG	SHO/CBO	SV	IP	H	R	ER	BB	SO	AB	O/BA	WP	HBP	BK	PO	A	E	Fld%
2010	4.78	3-2	22	10	0	0/1	0	58.1	69	41	31	22	40	236	.292	6	9	2	3	8	4	.733
ACC Regular Season																						
Year	ERA	W-L	APP	GS	CG	SHO/CBO	SV	IP	H	R	ER	BB	SO	AB	O/BA	WP	HBP	BK	PO	A	E	Fld%
2010	5.40	1-1	7	4	0	0/0	0	21.2	26	18	13	8	14	85	.306	1	3	1	2	3	1	.833



28 | Jonathan Meyer

RHP • R-R • 6-0 • 165 • So. • 1VL
San Diego, CA • Cathedral Catholic HS
Financial Management



Was used as a long reliever in his first season in the Tiger program...has been effective when keeping the ball down in the strikezone...will compete for innings out of the bullpen in 2011.

2010 (Freshman)

Had a 2-1 record, two saves, and a 5.90 ERA in 20 relief appearances...in 29.0 innings pitched, he allowed 34 hits and eight walks with 23 strikeouts...had 42 groundball outs compared to only 20 flyball outs...in 15.0 innings pitched after the seventh inning, he allowed just

five earned runs (3.00 ERA) and two walks with 13 strikeouts...pitched a perfect inning in relief with one strikeout

in his first career outing against Michigan State at Greenville, SC on Feb. 20...pitched 2.0 perfect innings in relief with one strikeout to record his first career save against Furman on Feb. 21...pitched 3.0 innings in relief, allowing one hit, no runs, and one walk with four strikeouts against Day-

ton on Mar. 3...retired all six batters he faced to close out the game to earn his first career victory against N.C. State on

Meyer's Career Highs

Total IP	3.1	Florida Gulf Coast	(2) 5-2-10
Scoreless IP	3.0	Dayton	3-3-10
Hits	4	many (2)	-----
Runs	4	Boston College	4-4-10
Earned Runs	4	Boston College	4-4-10
Walks	2	Maryland	5-8-10
Strikeouts	4	many (2)	-----



Mar. 14...pitched 1.1 innings in relief, allowing one hit, no runs, and no walks to record the save in the second game of a doubleheader against Virginia Tech on Mar. 20...pitched 3.0 innings in relief, allowing three hits, two runs, and no walks with four strikeouts to earn the win against Georgia on Apr. 7...pitched a hitless and scoreless eighth inning at Duke on Apr. 11...pitched 3.1 innings in relief, allowing two hits and one run in the second game of a doubleheader against Florida Gulf Coast on May 2...pitched 2.0 innings in relief, allowing two hits and no runs at Maryland on May 8...pitched 2.0 innings in relief, allowing no walks with three strikeouts at Wake Forest on May 15...played for Oahu in the Hawaii Collegiate Baseball League during the summer, where he had a 4-1 record with a 1.22 ERA and 40 strikeouts in 37.0 innings pitched over seven appearances (six starts); he won the Top Pitcher Award as the league's best pitcher and was the starting pitcher for the Makai Islanders in the All-Star game; named the league's #7 prospect by **Baseball America**.

Before Clemson

Section pitcher-of-the-year as a senior at Cathedral Catholic High School...#67 high school prospect in California and #395 high school prospect in the nation by **Perfect Game**...team pitcher-of-the-year as a junior and senior...member of the Division III state champions as a senior...had a 9-2 record, 2.42 ERA, one save, and 64 strikeouts as a junior...First-Team All-Western League selection as a junior...district pitcher-of-the-year as a junior...lettered three times in baseball at Cathedral Catholic High, where he was coached by Gary Remiker.

Personal

His father, Michael, played basketball at Cal Tech...majoring in financial management...born Jonathan Paul Meyer on Jan. 2, 1991 in Upland, CA.

Meyer's Career Stats

Overall																						
Year	ERA	W-L	APP	GS	CG	SHO/CBO	SV	IP	H	R	ER	BB	SO	AB	O/BA	WP	HBP	BK	PO	A	E	Fld%
2010	5.90	2-1	20	0	0	0/0	2	29.0	34	20	19	8	23	120	.283	2	1	0	1	4	0	1.000
ACC Regular Season																						
Year	ERA	W-L	APP	GS	CG	SHO/CBO	SV	IP	H	R	ER	BB	SO	AB	O/BA	WP	HBP	BK	PO	A	E	Fld%
2010	4.66	1-0	7	0	0	0/0	1	9.2	12	6	5	2	6	39	.308	1	1	0	0	2	0	1.000



13 | Brad Miller

Co-Captain

INF • L-R • 6-1 • 185 • Jr. • 2VL
Windermere, FL • Olympia HS
Marketing

Team co-captain in 2011...slated to be the starter at shortstop in 2011...a career .316 hitter with a .432 on-base percentage in 135 games (135 starts) over two seasons...has 25 doubles, five triples, 11 homers, 85 RBIs, 120 runs, 103 walks, and 25 steals...has 12 career bunt singles...started each of his first 118 games as a Tiger at shortstop...is 8-for-15 (.533) with two grand slams, one double, 30 RBIs, four walks, and one hit-by-pitch with the bases loaded in his career...two-time member of the USA National team...preseason second-team All-American by CollegeBaseballLineup.com and preseason third-team All-American by CollegiateBaseball.com...#58 player in the nation in the preseason by CollegeBaseballDaily.com...#35 prospect in the nation for the 2011 draft in the preseason by [Baseball America](http://BaseballAmerica.com).

2010 (Sophomore)

All-ACC Academic team member...hit a team-high .357 with 71 runs, 19 doubles, four triples, eight homers, 49 RBIs, 50 walks, a .458 on-base percentage, and nine steals in 69 games (69 starts, including 65 at shortstop and four as the DH)...his 69 games tied for 10th-most in school history...tied for 23rd in the nation in walks...tied for fifth in the ACC in walks, sixth in runs, eighth in hits (90), tied for eighth in sacrifice flies (6), tied for ninth in triples, and 10th in on-base percentage...hit .402 with 31 runs, six doubles, two triples, five homers, 21 RBI, a .647 slugging percentage, 30 walks, a .533 on-base percentage, and five steals in 30 ACC regular-season games...tied for first in the ACC in walks, second in batting average, and second in on-base percentage in ACC regular-season games...had 23 multi-hit games...hit a team-high .426 with runners on base...was 5-for-8 (.625) with two grand slams and 16 RBIs with the bases loaded...in his last 26 games, he was 44-for-105 (.419) with five homers, six doubles, two triples, 27 RBIs, 29 runs, a .657 slugging percentage, 13 walks, and a .479 on-base percentage...reached base via a hit or walk in each of the first 33 games and reached base via a hit or walk in 66 of his 69 games...had a team-high six bunt singles...had two double-digit hitting streaks, as he hit safely in 30 of his last 32 games...had a 10-game hitting streak from April to May and a 20-game hitting streak from May to June, the longest by a Tiger in 2010...went

Miller's Career Highs

Runs	4	Florida State	5-20-10
Hits	5	Florida State	5-20-10
Doubles	2	Wright State	2-27-10
Home Runs	1	many (11)	-----
RBIs	5	N.C. State	⁽¹⁾ 3-13-10
Walks	4	many (2)	-----
Steals	2	Charlotte	2-20-09

2-for-4 with a grand slam and five RBIs in the first game of a doubleheader against N.C. State on Mar. 13...went 3-for-5 with a triple and RBI against Florida Gulf Coast on May 4...went 4-for-4 with three RBIs and a walk at Maryland on May 8; he was 5-for-9 (.556) with three RBIs, three runs, and three walks in the series...went 5-for-5 with a homer, double, three RBIs, and four runs against #7 Florida State on May 20; he started as the DH, his first career start at a position other than shortstop; he tied the score with a two-out, run-scoring double in the eighth inning...went 1-for-3 with two RBIs, two walks, and a steal against #7 Florida State on May 22; he was 7-for-13 (.538) with a homer, double, five RBIs, six runs, and two walks in the series...went 3-for-5 with a double and three runs against N.C. State in the ACC Tourney on May 26...went 1-for-3 with a two-run homer against #18 Virginia Tech in the ACC Tourney on May 28...went 2-for-4 with a triple and two RBIs against #6 Georgia Tech in the ACC Tourney on May 29; he was 6-for-12 with a homer, triple, double, four RBIs, six runs, and two walks in three ACC Tourney games...went 4-for-5 with a grand slam, three runs, and a walk against #16 Alabama in the Clemson Super Regional on June 13...hit a key two-run double against #16 Alabama in the Clemson Super Regional on June 14; he was 6-for-14 (.429) with a double, homer, and seven RBIs in three Clemson Super Regional games...one of 22 members of the USA National Team in the summer, where he hit a team-best .441 (15-for-34) with four doubles, one homer, six RBIs, 11 runs, a .647 slugging percentage, six walks, a team-best .525 on-base percentage, and a .963 fielding percentage in 14 games; he led the team in batting average by 80 points and helped the team to the silver medal in Tokyo, Japan.

2009 (Freshman)

Hit .273 with 49 runs, six doubles, one triple, three homers, 36 RBIs, and 16 steals in 66 games (all starts at shortstop)...one of only three Tigers to start every game; he became the first Tiger freshman to start every game since 2005...played all but a handful of Clemson's 594.1 innings at shortstop...led the team in walks (53) and had a .405 on-base percentage; the 53 walks tied for ninth-most in school history and most by a freshman in Clemson history...was second in the ACC in



walks and tied for eighth in steals...tied for 11th in the nation in walks, including most among freshmen, as no other freshman in the country had more than 40 walks or finished in the top 88 in that category...was 3-for-7 (.429) with a double, 14 RBIs, and four walks with the bases loaded...had a team-high six bunt singles...had a 20-game errorless streak (70 chances) from March to April...went 3-for-4 with two RBIs against Charlotte on Feb. 21...hit his first career homer, a two-run shot, against Charlotte on Feb. 22...went 1-for-2 with three runs and four walks against North Carolina-Asheville on Mar. 4...walked four times and scored two runs against Michigan State on Mar. 10...hit a three-run double and walked twice against #4 Georgia Tech on Apr. 24...went 2-for-3 with an RBI, walk, and steal against #4 Georgia Tech on Apr. 25; he went 3-for-7 (.429) with four RBIs and five walks in the series...went 3-for-4 with a homer, three RBIs, two runs, a walk, and steal at N.C. State on May 14...went 2-for-4 with two runs at #2 Arizona State in the Tempe Super Regional on June 6...one of 22 members of the USA National Team in the summer, where he hit .255 with 13 runs, eight RBIs, 16 walks, a .417 on-base percentage, and eight steals in 23 games.

Before Clemson

Drafted in the 39th round (#1173 overall pick) by the Texas Rangers in 2008...#17 prospect in Florida by [Perfect Game](http://PerfectGame.com)...first-team All-Central Florida as a junior...hit .420 with a .560 on-base percentage as a junior...team MVP as a junior...hit .382 with a .500 on-base percentage as a sophomore...lettered three times in baseball at Olympia High School, where he was coached by Randy O'Neal.

Personal

His father, Steve, played baseball at Northern Iowa...two-time member of the ACC Academic Honor Roll...majoring in marketing...born Bradley Austin Miller on Oct. 18, 1989 in Orlando, FL.

Miller's Career Stats

		Overall																					
Year	Avg	GP-GS	AB	R	H	2B	3B	HR	RBI	TB	Slg%	BB	HP	SO	GDP	OB%	SF	SH	SB	PO	A	E	Fld%
2009	.273	66-66	238	49	65	6	1	3	36	82	.345	53	2	35	1	.405	3	5	16-21	104	166	23	.922
2010	.357	69-69	252	71	90	19	4	8	49	141	.560	50	2	43	3	.458	6	3	9-11	99	171	32	.894
Totals	.316	135-135	490	120	155	25	5	11	85	223	.455	103	4	78	4	.432	9	8	25-32	203	337	55	.908

ACC Regular Season

Year	Avg	GP-GS	AB	R	H	2B	3B	HR	RBI	TB	Slg%	BB	HP	SO	GDP	OB%	SF	SH	SB	PO	A	E	Fld%
2009	.265	30-30	117	19	31	3	1	2	18	42	.359	18	0	17	0	.360	1	2	7-9	49	78	11	.920
2010	.402	30-30	102	31	41	6	2	5	21	66	.647	30	1	20	0	.533	2	1	5-6	44	66	10	.917
Totals	.329	60-60	219	50	72	9	3	7	39	108	.493	48	1	37	0	.446	3	3	12-15	93	144	21	.919



51 | Joseph Moorefield

LHP • L-L • 6-1 • 205 • *So. • 1VL
 Woodruff, SC • James F. Byrnes HS
 Community Recreation, Sport, & Camp Management

Sophomore lefthander who is in his third season in the Clemson program...only Tiger freshman to red-shirt in the 2009 season...saw limited action in his first active season on the field in 2010...will compete for innings out of the bullpen during the 2011 campaign...has a tremendous upside and one of the best arms on the team...one of only three lefthanders on the 2011 team...one of six Tigers on the 2011

team from the state of South Carolina; he lettered multiple times at James F. Byrnes High School.

Moorefield's Career Highs

Total IP	1.0	many (4)	-----
Scoreless IP	1.0	many (3)	-----
Hits	4	Georgia	4-6-10
Runs	3	Georgia	4-6-10
Earned Runs	3	Georgia	4-6-10
Walks	2	Georgia Tech	4-18-10
Strikeouts	2	Alabama	6-13-10

2010 (Red-Shirt Freshman)

Had an 0-0 record and 5.79 ERA in six relief appearances...in 4.2 innings pitched, he allowed five hits and five walks with four strikeouts...allowed a run in only one of his six appearances and

a hit in just two of his six appearances...held opponents to



0-for-4 with two outs...allowed just one hit in 10 at-bats and no runs with four strikeouts in 3.1 innings pitched over four relief appearances at home...pitched a perfect eighth inning with two strikeouts against #16 Alabama in the Clemson Super Regional on June 13.

2009 (Freshman)

Red-shirted.

Before Clemson

All-state pitcher at James F. Byrnes High School...selected to play in the North-South All-Star game after his senior season...#465 high school prospect in the nation according to **Perfect Game**...#63 high school lefthander prospect in the nation according to **Perfect Game**...#37 prospect in South Carolina according to **Perfect Game**...#4 prospect in South Carolina according to **Impact Baseball**...#4 lefthander prospect in South Carolina according to **Diamond Prospect**...all-region selection during his junior season...lettered five times in baseball at James F. Byrnes High School, where he was coached by Chris Carter.

Personal

Majoring in community recreation, sport, & camp management...born Joseph Harvey Moorefield on Oct. 25, 1989 in Spartanburg, SC.



Moorefield's Career Stats

Overall																						
Year	ERA	W-L	APP	GS	CG	SHO/CBO	SV	IP	H	R	ER	BB	SO	AB	O/BA	WP	HBP	BK	PO	A	E	Fld%
2010	5.79	0-0	6	0	0	0/0	0	4.2	5	3	3	5	4	16	.313	0	0	0	0	0	0	----
ACC Regular Season																						
Year	ERA	W-L	APP	GS	CG	SHO/CBO	SV	IP	H	R	ER	BB	SO	AB	O/BA	WP	HBP	BK	PO	A	E	Fld%
2010	0.00	0-0	1	0	0	0/0	0	0.1	0	0	0	2	0	0	----	0	0	0	0	0	0	----



9 | Phil Pohl

Co-Captain

C • R-R • 5-11 • 210 • Jr. • 2VL
Cooperstown, NY • Cooperstown Central HS
Management

Team co-captain in 2011...in his third season in the Tiger program...one of the most respected players on the team for his hard work and dedication...will compete for the starting spot behind the plate and as the designated hitter in the 2011 season...was the primary backup behind the plate in both the 2009 and 2010 seasons...a career .203 hitter in 75 games (37 starts) over two seasons...has 11

Pohl's Career Highs

Runs	3	South Carolina-Upstate	3-18-09
Hits	2	many (3)	-----
Doubles	1	many (11)	-----
Home Runs	1	many (2)	-----
RBIs	4	many (2)	-----
Walks	2	many (2)	-----
Steals	0	-----	-----

doubles, one triple, two homers, and 22 RBIs in his career... one of three Tigers on the 2011 team from the state of New York.

2010 (Sophomore)

Hit .212 with 12 runs, seven doubles, one triple, one homer, and 19 RBIs in 35 games (17 starts, all at catcher)...hit .308 with runners in scoring position...

was 4-for-6 with a grand slam, two doubles, 14 RBIs, and two hit-by-pitches with the bases loaded...14 of his 19 RBIs came in his nine plate appearances with the bases loaded...nine of his 14 hits went for extra bases...was 4-for-14 (.286) with five runs, two doubles, one triple, one homer, seven RBIs, and a .786 slugging percentage in his 18 games off the bench...went 2-for-4 with a double and four RBIs against Wright State on Feb. 27...came off the bench and hit a grand slam at #15 South Carolina on Mar. 7...hit a pinch-hit triple, scored a run, and added a hit-by-pitch against Florida Gulf Coast on May 4...came off the bench and hit a three-run double at Maryland on May 7...hit a two-run single at Wake Forest on May 15...played for Chatham in the Cape Cod League in the summer, where he hit .250 in 10 games.

2009 (Freshman)

Hit .194 with nine runs, four doubles, one homer, three RBIs, and a .341 on-base percentage in 40 games (20 starts, all at catcher)...allowed just one passed ball...hit a double and scored three runs against South Carolina-Upstate on Mar. 18; he also was



the catcher for the entire game when five righthanders combined to pitch a no-hitter...went 2-for-4 with his first career homer in the first game of a doubleheader at Boston College on Mar. 28...went 2-for-4 with a double and run in the second game of a doubleheader against Maryland on May 3...came off the bench and went 1-for-1 with an RBI and walk against Tennessee Tech in the Clemson Regional on May 31...played for Chatham in the Cape Cod League in the summer, where he hit .179 in 18 games.

Before Clemson

Drafted in the 44th round (#1313 overall pick) by the Tampa Bay Rays in 2008...four-time member of the Center State All-Star team and four-time team MVP...Louisville Slugger and Gatorade Player-of-the-Year as a senior...#12 high school catcher prospect in the nation by **Perfect Game**...#3 prospect in New York by **Perfect Game**...State Class C Player-of-the-Year as a junior...hit .509 with five homers, 39 RBIs, and 41 steals as a junior...East Coast Pro Showcase and Area Code Games selection in 2007...lettered four times in baseball and two times in football at Cooperstown Central High School, where he was coached by Frank Miosek.

Personal

Two-time member of the ACC Academic Honor Roll...honored during the 2010 College World Series Opening Ceremonies for having Clemson's top GPA...majoring in management...born Philip Michael Pohl on July 22, 1990 in Bakersfield, CA.

Pohl's Career Stats

Overall																								
Year	Avg	GP-GS	AB	R	H	2B	3B	HR	RBI	TB	Slg%	BB	HP	SO	GDP	OB%	SF	SH	SB	PO	A	E	Fld%	
2009	.194	40-20	67	9	13	4	0	1	3	20	.299	10	5	15	0	.341	0	2	0-0	192	15	5	.976	
2010	.212	35-17	66	12	14	7	1	1	19	26	.394	4	7	18	0	.321	1	0	0-1	114	13	3	.977	
Totals	.203	75-37	133	21	27	11	1	2	22	46	.346	14	12	33	0	.331	1	2	0-1	306	28	8	.977	


ACC Regular Season																							
Year	Avg	GP-GS	AB	R	H	2B	3B	HR	RBI	TB	Slg%	BB	HP	SO	GDP	OB%	SF	SH	SB	PO	A	E	Fld%
2009	.222	15-8	27	3	6	2	0	1	1	11	.407	2	2	4	0	.323	0	0	0-0	62	6	3	.958
2010	.172	13-8	29	4	5	2	0	0	8	7	.241	2	4	9	0	.306	1	0	0-1	48	8	0	1.000
Totals	.196	28-16	56	7	11	4	0	1	9	18	.321	4	6	13	0	.313	1	0	0-1	110	14	3	.976



23 | Justin Sarratt

Co-Captain

RHP • R-R • 5-9 • 170 • *Gr. • 4VL
Gaffney, SC • Gaffney Senior HS
Management



Team co-captain in 2011...one of the most respected players on the team for his hard work and dedication...will compete for innings out of the bullpen in 2011...has a 6-5 record, one save, and a 5.37 ERA in 62 appearances (12 starts) in his career...has walked just 27 against 71 strikeouts in his career...has a 2.16 walks-per-nine-innings-pitched mark, sixth-best in school history...has allowed more than two walks in just one of his 62 career appearances...has not allowed a steal in three attempts in 112.1 innings pitched in his career...if he receives a letter in 2011, he will become the first Tiger in history to letter five times.

2010 (Senior)

Team co-captain...had a 1-0 record and 11.12 ERA in six appearances (three starts)...in 11.1 innings pitched, he allowed 17 hits and seven walks with six strikeouts...member of Clemson's All-Academic team for having the team's highest cumulative GPA...suffered an elbow injury in late March and was lost for the season; he had surgery on Apr. 7 and received a medical red-shirt...pitched 5.0 innings in a starting role, allowing four hits and one earned run to earn the win against Gardner-Webb on Mar. 11.

2009 (Junior)

Won the Dedication Award for outstanding work in the strength training room...had a 3-2 record, one save, and a 5.10 ERA in 16 appearances (seven starts)...in 42.1 innings pitched, he allowed 41 hits (.256 opponents' batting average) and nine walks with 26 strikeouts...member of Clemson's All-Academic team for having the team's highest cumulative GPA...pitched 6.0 innings in a starting role, allowing three hits, one run, and no walks with two strikeouts to earn the win against Michigan State on Mar. 10...pitched 5.0 innings in a starting role, allowing no hits, no runs, and no walks with two strikeouts to earn the win against South Carolina-Upstate on Mar. 18; he was the first of five righties who combined to pitch Clemson's first no-hitter since 1984...pitched 8.0 innings in a starting role, allowing three hits, one run, and one walk with 12 strikeouts against #1 Georgia on Apr. 1; it was the most strikeouts by a Tiger since 2001; he retired

17 batters in a row during one stretch; he was named ACC Pitcher-of-the-Week for his effort...retired all four batters he faced to record his first career save against Furman at Greenville, SC (Fluor Field) on May 11...won the Omaha Challenge competition among pitchers in the fall of 2008.

2008 (Sophomore)

All-ACC Academic team member...had a 2-2 record and 4.34 ERA in 27 appearances (two starts)...in 45.2 innings pitched, he allowed 60 hits and six walks with 26 strikeouts...his 1.18 walks per nine innings pitched mark was second-best in school history and his 4.33 strikeout-to-walk ratio was eighth-best in school history...allowed just three walks with 14 strikeouts in 22.1 innings pitched in ACC regular-season games...had a 2.81 ERA and allowed just one walk in 16.0 innings pitched on opponents' home fields...picked up his first career win in relief against #21 Coastal Carolina on Mar. 18...pitched 2.0 innings in relief, allowing no hits, no runs, and no

walks against N.C. State on Mar. 21...pitched 1.1 innings in relief, allowing one hit, no runs, and no walks with a strikeout to earn the win at Central Florida on May 17...pitched 5.0 innings in relief, allowing two runs and no walks with two strikeouts against #20 N.C. State in the ACC Tournament on May

22...played for Thomasville in the Coastal Plain League in the summer, where he was 7-1 with a 1.06 ERA in 59.1 innings pitched over eight starts; he had a .172 opponents' batting average and allowed just 35 hits, nine walks, and seven extra-base hits, including two homers, with 57 strikeouts; he had two complete games, including one shutout...tied for second in the league in wins and was third in both ERA and opponents' batting average...three-time league pitcher-of-the-week, as he earned tri-pitcher-of-the-week honors on June 23, co-pitcher-of-the-week honors on June 30, and co-pitcher-of-the-week honors on July 16...starting pitcher in the All-Star game, where he retired all three batters that he faced...pitched a complete game in the league championship game; he allowed just one run and no walks with eight strikeouts in his team's 8-1 victory...named Rawlings Coastal Plain League Defensive Player-of-the-Year.

2007 (Freshman)

Had an 0-1 record and 4.85 ERA in 13 relief appearances (13.0 innings pitched)...allowed 21 hits (.368 opponents' batting average) and five walks with 13 strikeouts...only allowed an earned run in four of his 13 appearances...pitched a scoreless inning in relief with a strikeout against #4 South Carolina on Mar. 3...pitched 1.2 scoreless innings in relief with three strikeouts against Georgia on Apr. 4...retired both batters he faced in relief at #10 Coastal Carolina in the Myrtle Beach Regional on June 4...played for Thomasville in the Coastal Plain League in the summer, where he had a 3-2 record and 3.35 ERA in nine appearances (six starts); in 40.1 innings pitched, he allowed 32 hits (.216 opponents' batting average) and 16 walks with 27 strikeouts; the HiToms captured the league title; he was named Rawlings Coastal Plain League Defensive Player-of-the-Pettit Cup Tournament, as he pitched a shutout against #1 Fayetteville to avoid elimination in the HiToms' 16-0 win; he allowed six hits and no walks with nine strikeouts.

Before Clemson

All-state pick as a senior at Gaffney Senior High School...#8 prospect in South Carolina by **Baseball America**...was 17-6 with five saves and 204 strikeouts against only 23 walks in his last two years of high school...team's most valuable pitcher as a junior...all-region pick as a junior...team Legion MVP in 2005...lettered four times in baseball at Gaffney Senior High, where he was coached by Tom Owens.

Personal

Pronounced suh-RAT...four-time member of the ACC Academic Honor Roll...graduated on May 7, 2010 with a degree in management...born Justin Elliott Sarratt on Dec. 22, 1987 in Spartanburg, SC.

Sarratt's Career Highs

Total IP	8.0	Georgia	4-1-09
Scoreless IP	5.0	South Carolina-Upstate	3-18-09
Hits	9	South Carolina	4-16-08
Runs	5	many (5)	-----
Earned Runs	5	many (3)	-----
Walks	3	Charlotte	3-16-10
Strikeouts	12	Georgia	4-1-09

Sarratt's Career Stats

Overall																						
Year	ERA	W-L	APP	GS	CG	SHO/CBO	SV	IP	H	R	ER	BB	SO	AB	O/BA	WP	HBP	BK	PO	A	E	Fld%
2007	4.85	0-1	13	0	0	0/0	0	13.0	21	14	7	5	13	57	.368	1	1	1	1	3	0	1.000
2008	4.34	2-2	27	2	0	0/1	0	45.2	60	25	22	6	26	180	.333	1	2	1	3	7	1	.909
2009	5.10	3-2	16	7	0	0/1	1	42.1	41	27	24	9	26	160	.256	1	0	0	2	10	0	1.000
2010	11.12	1-0	6	3	0	0/1	0	11.1	17	15	14	7	6	50	.340	2	1	0	2	2	1	.800
Totals	5.37	6-5	62	12	0	0/3	1	112.1	139	81	67	27	71	447	.311	5	4	2	8	22	2	.938

ACC Regular Season																						
Year	ERA	W-L	APP	GS	CG	SHO/CBO	SV	IP	H	R	ER	BB	SO	AB	O/BA	WP	HBP	BK	PO	A	E	Fld%
2007	5.40	0-0	5	0	0	0/0	0	5.0	9	6	3	1	5	23	.391	1	0	1	0	2	0	1.000
2008	5.19	0-1	13	0	0	0/0	0	17.1	23	12	10	2	9	65	.354	0	0	0	2	4	0	1.000
2009	10.24	0-2	5	2	0	0/0	0	9.2	15	11	11	5	5	38	.395	1	0	0	1	1	0	1.000
Totals	6.75	0-3	23	2	0	0/0	0	32.0	47	29	24	8	19	126	.373	2	0	1	3	7	0	1.000



3 | Jeff Schaus

OF • L-R • 6-1 • 205 • Sr. • 3VL
Naples, FL • Barron Collier HS
Construction Science & Management

Outfielder and line-drive hitter who puts the ball in play and sprays the ball to all fields...expected to be the starter in left field in 2011...a career .319 hitter in 195 games (193 starts) over three seasons...has 170 runs, 237 hits, 41 doubles, four triples, 31 homers, 168 RBIs, 107 walks against only 83 strikeouts, a .411 on-base percentage, and 22 steals in his career...has 12 career outfield assists...two-time All-ACC selection...has never missed a game and has missed only two starts in his career...preseason second-team All-American by NCBWA and CollegeBaseballLineup.com.

2010 (Junior)

Drafted in the 27th round (#810 overall pick) by the Cleveland Indians...Second-Team All-ACC selection...second-team All-ACC by SEBaseball.com...hit .320 with 69 runs, 14 doubles, two triples, 15 homers, 87 RBIs, 32 walks against only 26 strikeouts, and nine steals in 70 games (70 starts, including 64 in left field and six as the DH)...only Tiger to play and start all 70 games...his 87 RBIs tied for second-most in school history, his 70 games tied for eighth-most, and his 284 at-bats tied for eighth-most...fourth in the nation in RBIs...first in the ACC in RBIs, seventh in hits (91), and tied for seventh in runs...had a team-tying-high four outfield assists...

had a team-high 31 RBIs in ACC regular-season games...had a team-tying-high 29 multi-hit games and a team-high 25 multi-RBI games...was 7-for-13 (.538) with a grand slam, double, 21 RBIs, and four walks with the bases loaded...went 3-for-3 with a homer and five RBIs against Wright State on Feb. 28...went 3-for-5 with two homers, a double, and six RBIs against Georgia Southern on Mar. 17...went 3-for-5 with a double and two RBIs at #14 Auburn in the Auburn Regional on June 7...named to the Auburn Regional All-Tournament team after going 6-for-18 (.333) with a double and five RBIs in four games...went 3-for-4 with a double against #16 Alabama in the Clemson Super Regional on June 12...went 4-for-6 with three RBIs against #16 Alabama in the Clemson Super Regional on June 13...went 2-for-5 with a double against #16 Alabama in the Clemson Super Regional on June 14; he was 9-for-15 (.600) with two doubles and five

RBIs in three Clemson Super Regional games...went 1-for-2 with three walks against #1 Arizona State in the College World Series on June 21.

2009 (Sophomore)


First-Team All-ACC selection...second-team All-ACC pick by SEBaseball.com...hit .320 with 60 runs, 14 doubles, one triple, 13 homers, 50 RBIs, 42 walks against only 29 strikeouts, a .424 on-base percentage, and nine steals in 66 games (65 starts, including 54 in left field, eight as the DH, and three in right field)...tied for the team lead in runs and homers...hit a team-high .367 with five homers and a team-high .445 on-base percentage in ACC regular-season games...had 21 multi-hit games...had a team-high four outfield assists...named ACC Co-Player-of-the-Week on April 27 for his performance in five games from April 21-26; he went 10-for-22 (.455) with seven runs, two homers, and nine RBIs...went 3-for-4 with a homer and double at #1 Georgia

on Mar. 31...went 4-for-5 in the first game of a double-header against #5 Miami (FL) on Apr. 11...hit a walkoff grand slam with two outs in the ninth to lift Clemson to a 5-3 win over #19 Coastal Carolina on Apr. 21; it was Clemson's second-ever walkoff grand slam...went 4-for-5 with a homer and

four RBIs against #4 Georgia Tech on Apr. 25; he went 8-for-13 (.615) in the series...went 2-for-5 with a homer, double, and three RBIs against Tennessee Tech in the Clemson Regional on May 29; he hit a walkoff double to score two runs in the ninth inning...played for Chatham in the Cape Cod League in the summer, where he hit .239 in 21 games.

2008 (Freshman)

Hit .315 with 41 runs, 13 doubles, one triple, three homers, 31 RBIs, a .415 on-base percentage, and four steals in 59 games (58 starts, including 52 in left field and six as the DH)...one of only three Tigers to play all 59 games...hit his three homers in the last seven games...led the team in walks (33) and on-base percentage, as he had more walks than strikeouts (28) along with five hit-by-pitches...hit a team-best .360 with nine doubles and a team-best .462



on-base percentage in ACC regular-season games; his batting average and on-base percentage were also the highest marks by an ACC freshman...had a team-high four outfield assists...went 36-for-90 (.400) in the last 22 games...had 17 multi-hit games...had a 12-game hitting streak from April to May, including a streak of seven consecutive games with at least two hits in April...went 5-for-6 with a double and four RBIs at #25 Georgia Tech on May 11...played for Cotuit in the Cape Cod League in the summer, where he hit .257 with three doubles, two homers, and 11 RBIs in 33 games.

Before Clemson

Standout at Barron Collier High School, the same school that sent Andy D'Alessio (2004-07) to Clemson...FACA All-Star...#47 prospect in the nation by **Perfect Game** and #68 prospect by **Baseball America**...#8 prospect in Florida by **Perfect Game**...drafted in the 35th round (#1066 overall pick) by the Texas Rangers...World Wood Bat Tournament MVP (hitter) in 2006...honorable mention all-state pick as a junior...first-team all-county and all-area as a sophomore and junior...hit a team-high .402 as a junior...hit a team-high .410 as a sophomore...lettered three times in baseball at Barron Collier High, where he was coached by Ted Parsons.

Personal

His father, Michael, played football at Canisius and his mother, Carolyn, played basketball at Canisius...his sister, Kristen, was a standout softball pitcher at Princeton from 2005-08; she struck out a school-record 833 batters in her career after earning Ivy League Rookie-of-the-Year honors in 2005 and all-conference honors multiple times...member of the ACC Academic Honor Roll in 2007-08...majoring in construction science & management...born Jeffrey Michael Schaus on Apr. 7, 1989 in La Jolla, CA.

Schaus' Career Highs

Runs	4	Maryland	5-8-10
Hits	5	Georgia Tech	5-11-08
Doubles	2	many (2)	-----
Home Runs	2	Georgia Southern	3-17-10
RBIs	6	Georgia Southern	3-17-10
Walks	3	many (5)	-----
Steals	2	many (2)	-----

Schaus' Career Stats

Overall																			
Year	Avg	GP-GS	AB	R	H	2B	3B	HR	RBI	TB	Sig%	BB	HP	SO	GDP	OB%	SF	SH	SB
2008	.315	59-58	213	41	67	13	1	3	31	91	.427	33	5	28	6	.415	2	1	4-7
2009	.320	66-65	247	60	79	14	1	13	50	134	.543	42	5	29	5	.424	3	1	9-14
2010	.320	70-70	284	69	91	14	2	15	87	154	.542	32	8	26	3	.397	6	1	9-10
Totals	.319	195-193	744	170	237	41	4	31	168	379	.509	107	18	83	14	.411	11	3	22-31

ACC Regular Season																			
Year	Avg	GP-GS	AB	R	H	2B	3B	HR	RBI	TB	Sig%	BB	HP	SO	GDP	OB%	SF	SH	SB
2008	.360	30-30	111	24	40	9	0	0	12	49	.441	18	3	15	3	.462	0	0	4-6
2009	.367	30-30	120	25	44	5	1	5	19	66	.550	14	3	10	0	.445	0	0	4-7
2010	.280	30-30	125	30	35	2	1	6	31	57	.456	13	2	11	0	.357	0	0	3-3
Totals	.334	90-90	356	79	119	16	2	11	62	172	.483	45	8	36	3	.421	0	0	11-16



8 | Richie Shaffer

1B/3B • R-R • 6-3 • 205 • So. • 1VL
Charlotte, NC • Providence Senior HS
Marketing



Highly-touted player who was hampered by injury in 2010...has tremendous power...slated to be the starter at first base and bat in the middle of the lineup in 2011.

2010 (Freshman)

All-ACC Academic team member...hit .323 with 45 runs, 11 doubles, seven homers, 36 RBIs, a .409 on-base percentage, and two steals in 48 games (44 starts, including 36 at first base and eight as the DH)...did not commit an error in 327 chances in the field...led the ACC in most chances without

an error...was 3-for-4 as a pinch-hitter and 4-for-5 with two homers and four runs in four games off the bench...hit

Shaffer's Career Highs

Runs	3	many (2)	-----
Hits	3	many (2)	-----
Doubles	2	Virginia Tech	5-28-10
Home Runs	2	Alabama	6-14-10
RBIs	4	Alabama	6-13-10
Walks	2	many (4)	-----
Steals	1	many (2)	-----

.395 with runners in scoring position...Clemson was 31-13 in his 44 starts, 35-13 in his 48 games, and 6-0 in games he hit a homer...suffered a hamstring injury in late March and missed 17 games...had three homers, three doubles, 12 RBIs, and 11 runs in 11 NCAA Tourney starts...hit a single in his first

career plate appearance and scored a run against Miami (OH) on Feb. 19...went 2-for-4 with two runs, including the game-winning run in the eighth inning, and a steal against Wright State on Feb. 27...hit a three-run homer, the first long ball of his career, scored three runs, and had two walks at #15 South Carolina on Mar. 7...came off the bench and hit a two-run homer against Gardner-Webb on Mar. 11...went 3-for-5 with a double and two RBIs in the first game of a doubleheader against N.C. State on Mar. 13...hit a pinch-hit, solo homer in the first game of a doubleheader against Florida Gulf Coast on May 2...went 2-for-3 with a run against Florida Gulf Coast on May 4; he was 5-for-10 in the series...went 2-for-4 with a double, RBI, and two runs at Wake Forest on May 15...went 3-for-4 with a three-run double against #7 Florida State on May 21...went 2-for-4 with two doubles, two RBIs, and a run against #18 Virginia Tech in the ACC Tournament on May 28...went 2-for-4 with a homer, three RBIs, and three runs against #6 Georgia Tech in the ACC Tournament on May 29; he was 5-for-12 (.417) with a homer, two doubles, five RBIs, and five runs in three ACC Tournament games...went 1-for-3 with a three-run double, two runs, two walks, and started two key double plays in the seventh and eighth innings at #14 Auburn in the Auburn Regional on June 7...went 2-for-5 with a homer, four RBIs, and two runs against #16 Alabama in the Clemson Super Regional on June

13...went 2-for-5 with two homers and three RBIs against #16 Alabama in the Clemson Super Regional on June 14; he was 4-for-13 (.308) with three homers, seven RBIs, and four runs in three Clemson Super Regional games...went 2-for-5 with an RBI and run against #1 Arizona State in the College World Series on June 21...went 1-for-2 with a double, run, and hit-by-pitch against #5 South Carolina in the College World Series on June 25...#30 freshman in the nation and #3 newcomer in the ACC in the preseason by **Baseball America**.

Before Clemson

Drafted in the 25th round (#757 overall pick) by the Los Angeles Dodgers in 2009...all-state selection as a sophomore, junior, and senior at Providence Senior High School...#3 high school prospect in North Carolina and #28 high school prospect in the nation according to **Perfect Game**...#27 high school prospect in the nation according to **Baseball America**...AFLAC All-American as a junior...2007 USA National Team member...**Perfect Game** National Showcase selection...hit .401 with 21 homers and 71 RBIs from his freshman to junior seasons...in 88.0 innings pitched, he had a 1.65 ERA and 115 strikeouts from his freshman to junior seasons...East Coast Pro Showcase selection...lettered four times at Providence Senior High, where he was coached by Danny Hignight.

Personal

Member of the ACC Academic Honor Roll in 2009-10...majoring in marketing...born Richard Michael Shaffer on Mar. 15, 1991 in Flemington, NJ.



Shaffer's Career Stats

Overall																					
Year	Avg	GP-GS	AB	R	H	2B	3B	HR	RBI	TB	Sig%	BB	HP	SO	GDP	OB%	SF	SH	SB	PO	A
2010	.323	48-44	158	45	51	11	0	7	36	83	.525	18	7	36	1	.409	3	0	2-2	307	20
ACC Regular Season																					
Year	Avg	GP-GS	AB	R	H	2B	3B	HR	RBI	TB	Sig%	BB	HP	SO	GDP	OB%	SF	SH	SB	PO	A
2010	.320	15-15	50	10	16	4	0	0	8	20	.400	4	2	19	0	.386	1	0	1-1	92	4



2 | Jason Stolz

INF • R-R • 6-2 • 200 • Jr. • 2VL
Marietta, GA • Kell HS
Construction Science & Management

Multi-talented infielder...one of the team's best defensive players...has a strong arm and is one of the team's fastest baserunners...started the 2010 season at third base, but an injury relegated him to the bench...became a starter again at shortstop late in the 2010 season...will compete for the starting spot at second base in 2011...a career .281 hitter in 92 games (64 starts) over two seasons...has 10 doubles, two homers, 35 RBIs, and 11 steals in his career.

2010 (Sophomore)

Hit .222 with 10 runs, three doubles, one homer, 14 RBIs, and four steals in 37 games (22 starts, including 16 at third base, five at shortstop, and one at second base)...hit .370 with five RBIs and three steals in 11 ACC regular-season games...hit .298 with runners on base and .286 with runners in scoring position...in his five starts at shortstop, he was

8-for-20 (.400) with a homer, five RBIs, three runs, and a steal along with only one error in 22 chances (.955 fielding percentage)...Clemson was 4-1 in his five starts at shortstop...was 7-for-12 (.583) with two doubles and five runs in the second inning...was 9-for-26 (.346) in his 10 games against

Stolz's Career Highs


Runs	2	many (8)	-----
Hits	3	many (2)	-----
Doubles	1	many (10)	-----
Home Runs	1	many (2)	-----
RBIs	3	Furman	5-11-09
Walks	2	many (5)	-----
Steals	2	many (2)	-----

top-25 ranked teams...suffered a back injury in late March and missed 13 games...went 2-for-4 with a double, two RBIs, and one steal against Furman on Feb. 21...went 2-for-3 with a double and the game-tying, run-scoring single in the seventh inning against #15 South Carolina on Mar.

5...came off the bench and went 1-for-2 at Wake Forest on May 15...went 2-for-4 with a homer, two RBIs, and two runs against Presbyterian College on May 18; it was his first career start at shortstop...went 2-for-4 with two RBIs against #7 Florida State on May 20...went 2-for-4 with a run against #7 Florida State on May 21...went 2-for-4 with an RBI against #7 Florida State on May 22; he was 6-for-12 with three RBIs and a steal in the series.

2009 (Freshman)

All-ACC Academic team member...hit .315 with 29 runs, seven doubles, one homer, 21 RBIs, and seven steals in 55 games (42 starts, all at third base)...had a team-high six sacrifice bunts...had a solid .960 fielding percentage thanks to committing just four errors in 101 chances...hit .396 in May...hit a team-high .371 with the bases empty...hit a team-high .412 as the leadoff batter of an inning...was 31-for-73 (.425) from the fifth through eighth innings...had a 10-game hitting streak in May; he was 17-for-32 (.531) with three doubles, 10 RBIs, 10 runs, five walks, a .605 on-base percentage, and five steals during the streak...came off the bench and went 1-for-1 with two runs and one hit-by-pitch against Michigan State on Mar. 10...went 2-for-3 with a run, RBI, walk, and steal at #24 Florida State on Mar. 22...hit his first career homer against Duke on Apr. 3...went 2-for-5 with two RBIs against Duke on Apr. 5...went 3-for-4 with a double, two RBIs, and a hit-by-pitch against Western Carolina on Apr. 15...went 2-for-4 with a double and RBI in the first game of a doubleheader against Maryland on May 3...went 2-for-5 with an RBI and steal in the second game of a doubleheader against Maryland on May 3; he went 5-for-12 (.417) with



two doubles and three RBIs in the series...went 2-for-2 with an RBI, two runs, a walk, and steal against North Carolina-Wilmington on May 8...went 1-for-2 with an RBI, two runs, and two walks against North Carolina-Wilmington on May 9; he was 3-for-4 (.750) with two RBIs, four runs, three walks, and a steal in the series...went 2-for-3 with three RBIs, two walks, and a steal against Furman at Greenville, SC (Fluor Field) on May 11...went 3-for-3 with a hit-by-pitch, RBI, two runs, and two steals at N.C. State on May 15; he was 5-for-10 with three runs and two steals in the series...played for Falmouth in the Cape Cod League in the summer, where he hit .158 in five games.

Before Clemson

Drafted in the 31st round (#940 overall pick) by the Atlanta Braves in 2008...**Marietta Daily Journal** Player-of-the-Year as a senior...All-Cobb County and team MVP as a senior...Cobb County Dugout Club High School All-Star team member as a senior...#12 prospect in Georgia by **Perfect Game**...Connie Mack World Series All-Tournament selection in 2008...played on the state runnerup team as a sophomore...earned his high school's academic award...lettered three times in baseball at Kell High School, where he was coached by Donnie English...from the same high school that produced former Tiger Ben Paulsen (2007-09).

Personal

Pronounced STOHLTS...two-time member of the ACC Academic Honor Roll...majoring in construction science & management...born Jason Evan Stolz on Mar. 21, 1990 in Marietta, GA.



Stolz's Career Stats

Overall																							
Year	Avg	GP-GS	AB	R	H	2B	3B	HR	RBI	TB	Slg%	BB	HP	SO	GDP	OB%	SF	SH	SB	PO	A	E	Fld%
2009	.315	55-42	143	29	45	7	0	1	21	55	.385	16	4	26	4	.399	0	6	7-10	22	75	4	.960
2010	.222	37-22	81	10	18	3	0	1	14	24	.296	3	3	20	1	.270	2	2	4-6	16	49	7	.903
Totals	.281	92-64	224	39	63	10	0	2	35	79	.353	19	7	46	5	.353	2	8	11-16	38	124	11	.936

ACC Regular Season																							
Year	Avg	GP-GS	AB	R	H	2B	3B	HR	RBI	TB	Slg%	BB	HP	SO	GDP	OB%	SF	SH	SB	PO	A	E	Fld%
2009	.304	23-18	69	9	21	3	0	1	10	27	.391	1	2	9	2	.333	0	3	4-6	9	30	2	.951
2010	.370	11-7	27	4	10	0	0	0	5	10	.370	0	0	6	0	.357	1	0	3-3	7	12	4	.826
Totals	.323	34-25	96	13	31	3	0	1	15	37	.385	1	2	15	2	.340	1	3	7-9	16	42	6	.906



33 | Scott Weismann

RHP • R-R • 6-0 • 190 • Jr. • 2VL
 Boxborough, MA • Acton-Boxborough Regional HS
 Management



Righthander who was in the weekend rotation during the entire 2010 season...slated to be a starter in the weekend rotation in 2011...in 134.0 innings pitched over 36 appearances (21 starts) and two seasons, he has a 12-3 record, one save, and a 3.90 ERA while allowing 128 hits (.253 opponents' batting average) and 49 walks with 101 strikeouts...in 26.1 innings pitched over five career appearances (four starts) in the NCAA Tournament, he is 4-0 with a 1.71 ERA and .206 opponents' batting average; he has also allowed just 20 hits and eight walks with 12 strikeouts; his 1.71 ERA is the best mark in school history in the NCAA Tournament.

2010 (Sophomore)

Had a 9-2 record and 4.90 ERA in 18 starts...in 97.1 innings pitched, he allowed 102 hits (.268 opponents' batting average) and 34 walks with 73 strikeouts...led the team in wins; he became the first Tiger to win nine games since Jason Berken, Josh Cribb, and Stephen Faris all won nine in 2006...his 18 starts tied for eighth-most in school history...tied for second in the ACC in starts, tied for third in wins, and ninth in innings pitched...gave up 15 homers, but 10 were solo long balls...Clemson was 15-3 in his 18 starts...had a 5-0 record in his last six starts...in 18.1 innings pitched over four appearances (three starts) in the NCAA Tournament, he had a 3-0 record, 2.45 ERA, .222 opponents' batting average, and 10 strikeouts against five walks; his three wins tied a school record for a single NCAA Tournament...pitched 6.0 innings in a starting role, allowing five hits, two earned runs, and two walks with five strikeouts to earn the win at #15 South Carolina on Mar. 7...pitched 6.0 innings in a starting role, allowing six hits, one earned run, and one walk with seven strikeouts to earn the win in the second game of a doubleheader against Virginia Tech on Mar. 20...pitched 7.0 innings in a starting role, allowing six hits, three runs, and no walks with two strikeouts in the second game of a doubleheader at #1 Virginia on Mar. 27...pitched 7.0 innings in a starting role, allowing four hits at Duke on Apr. 10...pitched 7.0 innings in a starting role, allowing four runs and one walk with seven strikeouts at #5 Georgia Tech on Apr. 17...pitched 5.0 innings in a starting role, allowing five hits and three runs with five strikeouts

to earn the win in the first game of a doubleheader against Florida Gulf Coast on May 2...pitched 5.0 innings in a starting role with four strikeouts to earn the win at Wake Forest on May 15...pitched 6.1 innings in a starting role, allowing three hits and three runs with five strikeouts to earn the win against #7 Florida State on May 21...pitched 7.0 innings in a starting role, allowing four hits, one run, and one walk with six strikeouts to earn the win against Southern Mississippi in the Auburn Regional on June 4; he earned Auburn Regional All-Tournament honors as one of two pitchers...pitched 6.0 innings in a starting role, allowing three earned runs and no walks to earn the win against #16 Alabama in the Clemson Super Regional on June 13...pitched 5.0 innings in a starting role, allowing three hits, one run, and two walks with four strikeouts to earn the win against #6 Oklahoma in the College World Series on June 22...played for Falmouth in the Cape Cod League in the summer, where was 0-3 with a 3.96 ERA; in 25.0 innings pitched over five appearances (four starts), he allowed just five walks with 24 strikeouts.

Weismann's Career Highs

Total IP	8.0	Tennessee Tech	5-31-09
Scoreless IP	8.0	Tennessee Tech	5-31-09
Hits	9	many (2)	-----
Runs	6	many (3)	-----
Earned Runs	5	many (2)	-----
Walks	4	Florida State	5-21-10
Strikeouts	7	many (2)	-----

2009 (Freshman)

Had a 3-1 record, one save, and a team-best 1.23 ERA in 17 appearances (three starts)...in 36.2 innings pitched, he allowed 26 hits (.206 opponents' batting average) and 15 walks with 28 strikeouts...in 11.1 innings pitched over seven relief appearances in ACC regular-season games, he was 1-0 with a 1.59 ERA and .190 opponents' batting average...his 0.00 ERA in the NCAA Tournament was the best mark by a Tiger in a single NCAA Tourney in history...allowed just one homer...did not allow more than one earned run in any of his 17 appearances...had a .120 opponents' batting average with runners in scoring position...held righthanded batters to a .156 batting average...hampered by injury early in the season that caused him to miss ACC series against Florida State, Boston College, and Miami (FL)...had a 17-scoreless-innings-pitched streak over 10 appearances from March to May...pitched a scoreless inning in relief with two strikeouts in his first career outing as a Tiger against Charlotte on Feb. 20...pitched 2.0 hitless and scoreless innings in relief against Furman on Mar. 3...pitched a scoreless inning with one strikeout at #2 North Carolina on Mar. 7...pitched a perfect sixth inning with two strikeouts against South Carolina-

Upstate on Mar. 18; he was the second of five righthanders who combined to pitch Clemson's first no-hitter since 1984...pitched 2.0 innings in relief, allowing two hits, no runs, and no walks with two strikeouts at Virginia Tech on Apr. 19...pitched 4.0 innings in his first career start, allowing two hits, no runs, and one walk with three strikeouts at South Carolina on Apr. 22...pitched 2.0 innings in relief, allowing one hit and no runs to record his first career save against #4 Georgia Tech on Apr. 26...pitched 2.2 innings in relief, allowing no hits and one run to earn his first career win in the first game of a doubleheader against Maryland on May 3...pitched 5.0 innings in a starting role, allowing three hits and no runs to earn the win against College of Charleston on May 12...pitched 8.0 innings in a starting role, allowing four hits and no runs to earn the win against Tennessee Tech in the Clemson Regional on May 31; he only allowed one runner past first base and none past second base.

Before Clemson

Drafted in the 18th round (#553 overall pick) by the Detroit Tigers in 2008...#2 prospect in Massachusetts by **Perfect Game**...first-team Eastern Massachusetts as a junior...Area Code Games selection in 2007...lettered four times in baseball at Acton-Boxborough Regional High School, where he was coached by Pat Grucela.

Personal

His brother, Jason Carpenter, played basketball at Framingham State...member of the ACC Academic Honor Roll in 2008-09...majoring in management...born Scott Bryan Weismann on Feb. 8, 1990 in Stoneham, MA.

Weismann's Career Stats

Overall																						
Year	ERA	W-L	APP	GS	CG	SHO/CBO	SV	IP	H	R	ER	BB	SO	AB	O/BA	WP	HBP	BK	PO	A	E	Fld%
2009	1.23	3-1	17	3	0	0/2	1	36.2	26	6	5	15	28	126	.206	2	1	0	4	4	0	1.000
2010	4.90	9-2	19	18	0	0/0	0	97.1	102	65	53	34	73	380	.268	4	3	1	3	12	1	.938
Totals	3.90	12-3	36	21	0	0/2	1	134.0	128	71	58	49	101	506	.253	6	4	1	7	16	1	.958

ACC Regular Season																						
Year	ERA	W-L	APP	GS	CG	SHO/CBO	SV	IP	H	R	ER	BB	SO	AB	O/BA	WP	HBP	BK	PO	A	E	Fld%
2009	1.59	1-0	7	0	0	0/0	1	11.1	8	2	2	5	10	42	.190	2	0	0	2	1	0	1.000
2010	5.66	3-2	10	10	0	0/0	0	55.2	59	39	35	21	43	214	.276	3	1	0	0	7	1	.875
Totals	4.97	4-2	17	10	0	0/0	1	67.0	67	41	37	26	53	256	.262	5	1	0	2	8	1	.909



Rookie Bios



1 | Dominic Attanasio

OF • L-L • 5-7 • 150 • Fr. • HS
Windermere, FL • Olympia HS
Community Recreation, Sport, & Camp Management

Speedy freshman who will compete for innings in the outfield in 2011...one of four Tigers on the 2011 team from the state of Florida.

BEFORE CLEMSON: Member of the 2010 Orlando Classic All-Star team...first-team all-metro selection as a junior and senior at Olympia High School...from the same high school that produced Tiger infielder Brad Miller...lettered three times in baseball at Olympia High, where he was coached by Randy O'Neal.

PERSONAL: Pronounced a-tuh-NA-zee-oh...majoring in community recreation, sport, & camp management...born Dominic Michael Attanasio on Nov. 11, 1991 in Windermere, FL.



5 | Joe Costigan

OF • L-R • 5-10 • 200 • Fr. • HS
Naples, FL • Barron Collier HS
Pre-Business

Freshman outfielder who will compete for innings in the outfield in 2011...highly-rated prospect out of the talent-laden state of Florida.

BEFORE CLEMSON: Rated as the #33 overall prospect in Florida and the #221 overall prospect in the nation by **Perfect Game**...all-area, all-county, and all-conference as a senior at Barron Collier High School...team captain in his junior and senior seasons...preseason honorable mention All-American according to **Perfect Game** and **Under Armour** as a senior...all-county and all-conference selection during his sophomore season...from the same high school that produced Tiger first-baseman Andy D'Alessio (2004-07) and Tiger outfielder Jeff Schaus...lettered four times in baseball at Barron Collier High, where he was coached by Dan Maurer.

PERSONAL: Majoring in pre-business...born Joseph Jeffrey Costigan on June 16, 1991 in Akron, OH.



42 | Clay Bates

RHP • R-R • 5-11 • 170 • Fr. • HS
Rock Hill, SC • Northwestern HS
Biological Sciences

Won the Omaha Challenge competition among pitchers in the fall of 2010...will compete for innings out of the bullpen in 2011.

BEFORE CLEMSON: All-region and all-area selection as a senior at Northwestern High School...won the team's Best Pitcher Award as a senior...won the team's Hustle Award as a sophomore...member of the region champions as a sophomore, junior, and senior...member of the district champions as a senior...lettered three times in baseball at Northwestern High, where he was coached by Mitch Walters.

PERSONAL: Majoring in biological sciences...born John Clayton Bates on Feb. 4, 1992 in Charlotte, NC.



10 | Mike Dunster

INF • L-R • 5-9 • 170 • Fr. • HS
Greenwich, CT • Greenwich HS
Community Recreation, Sport, & Camp Management

Freshman infielder who will compete for innings at several positions in the infield in 2011...one of two Tigers on the 2011 team from the state of Connecticut (Dominic Leone is the other).

BEFORE CLEMSON: Team offensive MVP at Greenwich High School...played in the Connecticut High School All-Star game...lettered three times in baseball and three times in football at Greenwich High, where he was coached by Mike Mora.

PERSONAL: His mother, Susan, was a swimmer at South Carolina and his father, Michael, played football at Vanderbilt...majoring in community recreation, sport, & camp management...born Michael Edward Dunster on May 31, 1992 in Greenwich, CT.



36 | Matt Campbell

RHP • R-R • 5-10 • 165 • Fr. • HS
Alpharetta, GA • Northview HS
Secondary Education

Freshman righthander who will compete for innings out of the bullpen in 2011...one of seven Tigers from the state of Georgia on the 2011 team.

BEFORE CLEMSON: Preseason honorable mention All-American by **Under Armour** as a senior at Northview High School...first-team all-region as a junior...team defensive MVP as a junior...lettered three times in baseball at Northview High, where he was coached by Joshua Bartlett.

PERSONAL: Majoring in secondary education...born Matthew Scott Campbell on Sept. 28, 1991 in Alpharetta, GA.



16 | Jake Fletcher

C • R-R • 5-10 • 160 • Fr. • HS
Thomasville, GA • Thomasville HS
General Engineering

Original walk-on who will compete for innings behind the plate in 2011.

BEFORE CLEMSON: Member of the all-state and all-region teams as a senior at Thomasville High School...all-area by **Thomasville Times-Enterprise** as a senior...had a .533 on-base percentage, 31 runs, and 33 RBIs as a senior...Georgia Dugout Club selection as a senior...received the team's Captains Award as a senior...lettered four times in baseball at Thomasville High, where he was coached by Erik McDougald.

PERSONAL: Majoring in general engineering...born David Jacob Fletcher on Nov. 12, 1991 in Thomasville, GA.



12 | Jon McGibbon

1B/OF • L-L • 6-1 • 210 • Fr. • HS
Lindenhurst, NY • Lindenhurst Senior HS
Psychology

Won the Omaha Challenge competition among fielders in the fall of 2010...will compete starting spots at first base, in the outfield, and as the designated hitter in 2011.

BEFORE CLEMSON: Member of the Greater New York Sandlot team as a senior at Lindenhurst Senior High School...member of the state champions, Long Island champions, and Suffolk County champions as a senior...29th-round draft pick (#882 overall) by the Seattle Mariners...member of the Summer Rivalry Classic team as a junior...member of the Empire State team as a sophomore...MVP, all-county, All-Long Island, and all-state selection as a senior...MVP, two-time all-county, All-Long Island, and all-state selection in football...lettered four times in baseball and three times in football at Lindenhurst Senior High, where he was coached by Michael Cannobio.

PERSONAL: Majoring in psychology...born Jonathan Gerard McGibbon on Oct. 5, 1992 in Syosset, NY.



25 | Jon Surber

RHP/INF • R-R • 6-3 • 195 • Fr. • HS
Lisle, IL • Lisle Senior HS
Pre-Business

Freshman who will compete for innings out of the bullpen and in the infield in the 2011 season.

BEFORE CLEMSON: Two-time all-state, all-conference, and all-area selection at Lisle Senior High School...member of the Interstate 8 All-Star team...team MVP as a junior...member of the Top Tier Under 17 CABA National Champions in 2009...set the school record for homers and RBIs...all-conference pick as a junior...team MVP in football as a junior...lettered four times in baseball, two times in football, and one time in basketball at Lisle Senior High, where he was coached by Pete Meyer.

PERSONAL: His father, Jim, played baseball at New Mexico...majoring in pre-business...born Jonathan James Surber on Feb. 26, 1992 in Galesburg, IL.



21 | Kevin Pohle

RHP • R-R • 6-3 • 170 • Fr. • HS
Saint Louis, MO • Parkway South Senior HS
Visual Arts

Freshman righthander who will compete for innings out of the bullpen and as a starter in 2011.

BEFORE CLEMSON: All-conference selection as a senior at Parkway South Senior High School...#2 righthander prospect in Missouri, #6 overall prospect in Missouri, and #333 overall prospect in the nation by **Perfect Game**...member of the USA Tournament of Stars...all-metro selection as a junior...all-district pick in basketball as a senior...lettered three times in baseball and three times in basketball at Parkway South Senior High, where he was coached by Adam Stahl.

PERSONAL: Pronounced POHL-ee...majoring in visual arts...born Kevin Raymond Pohle on Apr. 27, 1992 in Saint Louis, MO.



17 | Steve Wilkerson

INF • S-R • 6-1 • 195 • Fr. • HS
Roswell, GA • Pope HS
Pre-Business


Freshman infielder who will compete for innings in the infield in 2011...one of the most highly-touted players in the 2011 freshman class...Clemson's first switch-hitter since Patrick Boyd (1998-01).

BEFORE CLEMSON: All-county selection at Pope High School...15th-round draft pick (#473 overall) by the Boston Red Sox...member of the state champions...East Cobb Defensive Player-of-the-Year...lettered four times in football and three times in baseball at Pope High, where he was coached by Jeff Rowland.

PERSONAL: His grandfather, Jim, played football at Southern California...majoring in communication studies...born Stephen Beaty Wilkerson on Jan. 11, 1992 in San Diego, CA.



Student Equipment Managers



Nate Johnson
4th Season
Sr. • Essex Junction, VT



Jacob Turner
3rd Season
Sr. • Seneca, SC



Chris Coode
2nd Season
So. • Nashville, TN



2011 Opponents

Boston College

April 15,16,17 at Chestnut Hill, MA

General Information

Location:.....Chestnut Hill, MA
Enrollment:.....14,623
President:.....Rev. William P. Leahy, S.J.
Athletic Director:.....Gene DeFilippo
Nickname:.....Eagles
Colors:.....Maroon & Gold
Conference:.....Atlantic Coast
First Year of Baseball:.....1946

Stadium Information

Home Field (Capacity):.....Commander Shea Field (1,000)
Dimensions:.....LL - 330, LC - 370, C - 400, RC - 365, RL - 320
Press Box Phone:.....(617) 552-0530

Coaching Information

Head Coach:.....Mike Gambino (Boston College '00)
Record at Boston College (Seasons):.....0-0 (0)
Career Record (Seasons):.....0-0 (0)
Assistant Coaches:.....Scott Friedholm (Providence '98)
.....Steve Englert (Boston College '87)
.....Greg Sullivan (Eastern Connecticut State '06)

Team Information

2010 Record (Rank):.....30-28 (NR)
2010 ACC Record (Finish):.....14-16 (4th (Atlantic))
2010 NCAA Tournament Record:.....0-0
Lettermen Returning/Lost:.....21/6
Position Starters Returning/Lost:.....7/3
Pitchers Returning/Lost:.....11/4
Series Record:.....Clemson leads 9-6

SID Information

Baseball Contact:.....Matt Lynch
SID Office Phone:.....(617) 552-2193
SID Cell Phone:.....(617) 759-3078
SID Email:.....lynchfz@bc.edu
Athletic Website:.....BCEagles.com

Coastal Carolina

April 5 at Clemson, SC

General Information

Location:.....Conway, SC
Enrollment:.....8,700
President:.....David A. DeCenzo
Athletic Director:.....Hunter Yurachek
Nickname:.....Chanticleers
Colors:.....Teal, Bronze, & Black
Conference:.....Big South
First Year of Baseball:.....1975

Stadium Information

Home Field (Capacity):.....Charles Watson Stadium (2,000)
Dimensions:.....LL - 320, LC - 360, C - 390, RC - 360, RL - 325
Press Box Phone:.....(843) 421-8244

Coaching Information

Head Coach:.....Gary Gilmore (Coastal Carolina '80)
Record at Coastal Carolina (Seasons):.....609-303 (15)
Career Record (Seasons):.....862-405 (21)
Assistant Coaches:.....Kevin Schnall (Coastal Carolina '01)
.....Brendan Dougherty (Coastal Carolina '98)
.....Drew Thomas (Illinois State '98)

Team Information

2010 Record (Rank):.....55-10 (#12 BA, #11 CB, #11 SW)
2010 BSC Record (Finish):.....25-0 (1st)
2010 NCAA Tournament Record:.....4-3
Lettermen Returning/Lost:.....17/13
Position Starters Returning/Lost:.....5/4
Pitchers Returning/Lost:.....8/5
Series Record:.....Clemson leads 38-7

SID Information

Baseball Contact:.....Mike Cawood
SID Office Phone:.....(843) 349-2822
SID Cell Phone:.....(843) 333-5730
SID Email:.....cawood@coastal.edu
Athletic Website:.....GoCCUSports.com

Charleston Southern

February 26 at Clemson, SC

General Information

Location:.....Charleston, SC
Enrollment:.....3,231
President:.....Dr. Jairy C. Hunter, Jr.
Athletic Director:.....Hank Small
Nickname:.....Buccaneers
Colors:.....Blue & Gold
Conference:.....Big South
First Year of Baseball:.....1967

Stadium Information

Home Field (Capacity):.....CSU Ballpark (1,500)
Dimensions:.....LL - 330, LC - 380, C - 400, RC - 380, RL - 330
Press Box Phone:.....(843) 863-7683

Coaching Information

Head Coach:.....Stuart Lake (Charleston Southern '94)
Record at Charleston Southern (Seasons):.....33-75 (2)
Career Record (Seasons):.....33-75 (2)
Assistant Coaches:.....Charles Assey (Presbyterian College '04)
.....Sid Fallaw (The Citadel '09)
.....Jamie Rabon (Southern Wesleyan '07)

Team Information

2010 Record (Rank):.....17-38 (NR)
2010 BSC Record (Finish):.....6-20 (10th)
2010 NCAA Tournament Record:.....0-0
Lettermen Returning/Lost:.....21/8
Position Starters Returning/Lost:.....8/1
Pitchers Returning/Lost:.....9/4
Series Record:.....Clemson leads 14-0

SID Information

Baseball Contact:.....Ashley Bailey
SID Office Phone:.....(843) 863-7688
SID Cell Phone:.....N/A
SID Email:.....abailey@csuniv.edu
Athletic Website:.....CSUSports.com

Davidson

May 17 at Clemson, SC

General Information

Location:.....Davidson, NC
Enrollment:.....1,900
President:.....John Kuykendall
Athletic Director:.....Jim Murphy
Nickname:.....Wildcats
Colors:.....Red & Black
Conference:.....Southern
First Year of Baseball:.....1902

Stadium Information

Home Field (Capacity):.....Wilson Field (700)
Dimensions:.....LL - 320, C - 385, RL - 325
Press Box Phone:.....(704) 894-2740

Coaching Information

Head Coach:.....Dick Cooke (Richmond '78)
Record at Davidson (Seasons):.....395-660-1 (21)
Career Record (Seasons):.....384-628-1 (20)
Assistant Coaches:.....Mike Zandler (Bridgewater '91)
.....Tod Gross (Shenandoah '01)

Team Information

2010 Record (Rank):.....19-32 (NR)
2010 SoCon Record (Finish):.....5-25 (11th)
2010 NCAA Tournament Record:.....0-0
Lettermen Returning/Lost:.....27/7
Position Starters Returning/Lost:.....7/2
Pitchers Returning/Lost:.....10/5
Series Record:.....Clemson leads 27-9

SID Information

Baseball Contact:.....Lauren Biggers
SID Office Phone:.....(704) 894-2815
SID Cell Phone:.....(704) 785-1218
SID Email:.....labiggers@davidson.edu
Athletic Website:.....DavidsonWildcats.com

Cincinnati

February 25 at Clemson, SC

General Information

Location:.....Cincinnati, OH
Enrollment:.....39,667
President:.....Dr. Gregory H. Williams
Athletic Director:.....Mike Thomas
Nickname:.....Bears
Colors:.....Red & Black
Conference:.....Big East
First Year of Baseball:.....1888

Stadium Information

Home Field (Capacity):.....Marge Schott Stadium (3,085)
Dimensions:.....LL - 325, LC - 370, C - 400, RC - 370, RL - 325
Press Box Phone:.....(513) 556-9645

Coaching Information

Head Coach:.....Brian Cleary (Fairfield '90)
Record at Cincinnati (Seasons):.....365-432-1 (15)
Career Record (Seasons):.....365-432-1 (15)
Assistant Coaches:.....J.D. Heilmann (Cincinnati '98)
.....Greg Mamula (Saint Bonaventure '98)
.....Sam Mote (Wright State '10)

Team Information

2010 Record (Rank):.....29-29 (NR)
2010 BEC Record (Finish):.....13-14 (7th)
2010 NCAA Tournament Record:.....0-0
Lettermen Returning/Lost:.....16/7
Position Starters Returning/Lost:.....3/5
Pitchers Returning/Lost:.....7/7
Series Record:.....Cincinnati leads 2-1

SID Information

Baseball Contact:.....Jeff Geiser
SID Office Phone:.....(513) 556-0618
SID Cell Phone:.....(513) 235-3446
SID Email:.....jeff.geiser@uc.edu
Athletic Website:.....GoBears.com

Duke

March 18,19,20 at Clemson, SC

General Information

Location:.....Durham, NC
Enrollment:.....6,400
President:.....Dr. Richard Brodhead
Athletic Director:.....Kevin White
Nickname:.....Blue Devils
Colors:.....Duke Blue & White
Conference:.....Atlantic Coast
First Year of Baseball:.....1889

Stadium Information

Home Field (Capacity):.....Durham Bulls Athletic Park (10,000)
Dimensions:.....LL - 305, LC - 371, C - 400, RC - 373, RL - 327
Press Box Phone:.....(919) 812-7141

Coaching Information

Head Coach:.....Sean McNally (Duke '94)
Record at Duke (Seasons):.....145-134-1 (5)
Career Record (Seasons):.....145-134-1 (5)
Assistant Coaches:.....Edwin Thompson (Weber '03)
.....Sean Snedeker (Texas A&M '90)
.....Ryan McCurdy (Duke '10)

Team Information

2010 Record (Rank):.....29-27 (NR)
2010 ACC Record (Finish):.....8-22 (6th (Coastal))
2010 NCAA Tournament Record:.....0-0
Lettermen Returning/Lost:.....11/16
Position Starters Returning/Lost:.....4/5
Pitchers Returning/Lost:.....6/10
Series Record:.....Clemson leads 118-65-2

SID Information

Baseball Contact:.....Chris Cook
SID Office Phone:.....(919) 684-8708
SID Cell Phone:.....(919) 812-7141
SID Email:.....cook@duaa.duke.edu
Athletic Website:.....GoDuke.com



Eastern Michigan

February 18,19,20 at Clemson, SC

General Information

Location:.....Ypsilanti, MI
Enrollment:.....23,503
President:.....Dr. Susan W. Martin
Athletic Director:.....Dr. Derrick Gragg
Nickname:.....Eagles
Colors:.....Green & White
Conference:.....Mid-American
First Year of Baseball:.....1949

Stadium Information

Home Field (Capacity):.....Oestrike Stadium (1,200)
Dimensions:.....LL - 330, LC - 370, C - 390, RC - 370, RL - 330
Press Box Phone:.....(734) 481-9328

Coaching Information

Head Coach:.....Jay Alexander (Wayne State '96)
Record at Eastern Michigan (Seasons):.....52-67 (2)
Career Record (Seasons):.....213-215 (8)
Assistant Coaches:.....Andrew Maki (Grand Valley State '00)
.....Aaron Hepner (Dayton '06)
.....Dan O'Brien (Florida State '76)

Team Information

2010 Record (Rank):.....27-32 (NR)
2010 MAC Record (Finish):.....13-14 (4th (West))
2010 NCAA Tournament Record:.....0-0
Lettermen Returning/Lost:.....19/7
Position Starters Returning/Lost:.....7/2
Pitchers Returning/Lost:.....11/2
Series Record:.....Eastern Michigan leads 2-0

SID Information

Baseball Contact:.....Luke Pattarozzi
SID Office Phone:.....(734) 487-0317
SID Cell Phone:.....(608) 225-9802
SID Email:.....lpattaro@emich.edu
Athletic Website:.....EMUEagles.com

Furman

April 26 at Clemson, SC • May 10 at Greenville, SC (Fluor Field)

General Information

Location:.....Greenville, SC
Enrollment:.....2,630
President:.....Rod Smolla
Athletic Director:.....Dr. Gary Clark
Nickname:.....Paladins
Colors:.....Purple & White
Conference:.....Southern
First Year of Baseball:.....1896

Stadium Information

Home Field (Capacity):.....Latham Stadium (2,000)
Dimensions:.....LL - 330, LC - 350, C - 393, RC - 371, RL - 330
Press Box Phone:.....(864) 294-3066

Coaching Information

Head Coach:.....Ron Smith (Furman '79)
Record at Furman (Seasons):.....416-508 (17)
Career Record (Seasons):.....416-508 (17)
Assistant Coaches:.....Britt Reames (The Citadel '96)
.....Jeff Whitfield (Lander '03)

Team Information

2010 Record (Rank):.....19-37 (NR)
2010 SoCon Record (Finish):.....11-19 (8th)
2010 NCAA Tournament Record:.....0-0
Lettermen Returning/Lost:.....21/7
Position Starters Returning/Lost:.....8/1
Pitchers Returning/Lost:.....11/6
Series Record:.....Clemson leads 136-57-4

SID Information

Baseball Contact:.....Hunter Reid
SID Office Phone:.....(864) 294-2061
SID Cell Phone:.....(864) 567-1663
SID Email:.....hunter.reid@furman.edu
Athletic Website:.....FurmanPaladins.com

Elon

March 22,23 at Clemson, SC

General Information

Location:.....Elon, NC
Enrollment:.....5,709
President:.....Dr. Leo M. Lambert
Athletic Director:.....Dave Blank
Nickname:.....Phoenix
Colors:.....Maroon & Gold
Conference:.....Southern
First Year of Baseball:.....1900

Stadium Information

Home Field (Capacity):.....Walter C. Latham Park (2,000)
Dimensions:.....LL - 327, LC - 360, C - 385, RC - 380, RL - 328
Press Box Phone:.....(336) 278-6788

Coaching Information

Head Coach:.....Mike Kennedy (Elon '91)
Record at Elon (Seasons):.....474-331-3 (14)
Career Record (Seasons):.....474-331-3 (14)
Assistant Coaches:.....Greg Starbuck (Winston-Salem State '91)
.....Robbie Huffstetler (Appalachian State '01)
.....Pete Jenkins

Team Information

2010 Record (Rank):.....38-24 (NR)
2010 SoCon Record (Finish):.....19-11 (T-3rd)
2010 NCAA Tournament Record:.....0-2
Lettermen Returning/Lost:.....21/10
Position Starters Returning/Lost:.....5/4
Pitchers Returning/Lost:.....10/6
Series Record:.....Clemson leads 10-7

SID Information

Baseball Contact:.....Chris Rash
SID Office Phone:.....(336) 278-6712
SID Cell Phone:.....(336) 263-4737
SID Email:.....crash@elon.edu
Athletic Website:.....ElonPhoenix.com

Gardner-Webb

May 7 (DH) at Clemson • May 8 at Boiling Springs, NC

General Information

Location:.....Boiling Springs, NC
Enrollment:.....4,300
President:.....Dr. Frank Bonner
Athletic Director:.....Chuck Burch
Nickname:.....Bulldogs
Colors:.....Scarlet & Black
Conference:.....Big South
First Year of Baseball:.....1971

Stadium Information

Home Field (Capacity):.....John Henry Moss Stadium (550)
Dimensions:.....LL - 325, LC - 370, C - 390, RC - 370, RL - 325
Press Box Phone:.....N/A

Coaching Information

Head Coach:.....Rusty Stroupe (Appalachian State '84)
Record at Gardner-Webb (Seasons):.....222-227 (8)
Career Record (Seasons):.....578-460 (20)
Assistant Coaches:.....Kent Cox (Campbell '96)
.....Jason Burke (Southern Wesleyan '04)
.....Adam Brown (Charleston Southern '07)

Team Information

2010 Record (Rank):.....25-30 (NR)
2010 BSC Record (Finish):.....10-17 (T-7th)
2010 NCAA Tournament Record:.....0-0
Lettermen Returning/Lost:.....25/8
Position Starters Returning/Lost:.....6/3
Pitchers Returning/Lost:.....12/2
Series Record:.....Clemson leads 5-0

SID Information

Baseball Contact:.....Marc Rabb
SID Office Phone:.....(704) 406-4355
SID Cell Phone:.....(704) 974-3662
SID Email:.....mrabb@gardner-webb.edu
Athletic Website:.....GWUSports.com

Florida State

May 19,20,21 at Tallahassee, FL

General Information

Location:.....Tallahassee, FL
Enrollment:.....40,255
President:.....Dr. Eric J. Barron
Athletic Director:.....Randy Spetman
Symbol:.....Seminoles
Colors:.....Garnet & Gold
Conference:.....Atlantic Coast
First Year of Baseball:.....1948

Stadium Information

Home Field (Capacity):.....Dick Howser Stadium (6,700)
Dimensions:.....LL - 340, LC - 365, C - 400, RC - 360, RL - 320
Press Box Phone:.....(850) 644-1553

Coaching Information

Head Coach:.....Mike Martin (Florida State '66)
Record at Florida State (Seasons):.....1627-558-4 (31)
Career Record (Seasons):.....1627-558-4 (31)
Assistant Coaches:.....Jamey Shouppe (Florida State '82)
.....Mike Martin, Jr. (Florida State '95)
.....Matt Matulia (The Citadel '06)

Team Information

2010 Record (Rank):.....48-20 (#6 BA, #6 CB, #6 SW)
2010 ACC Record (Finish):.....18-12 (T-1st (Atlantic))
2010 NCAA Tournament Record:.....6-3
Lettermen Returning/Lost:.....22/9
Position Starters Returning/Lost:.....7/2
Pitchers Returning/Lost:.....12/3
Series Record:.....Florida State leads 63-53-1

SID Information

Baseball Contact:.....Bob Thomas
SID Office Phone:.....(850) 644-0615
SID Cell Phone:.....(850) 694-1768
SID Email:.....bthomas2@fsu.edu
Athletic Website:.....Seminoles.com

Georgia

March 29 at Clemson, SC • April 20 at Athens, GA

General Information

Location:.....Athens, GA
Enrollment:.....34,180
President:.....Dr. Michael F. Adams
Athletic Director:.....Greg McGarity
Nickname:.....Bulldogs
Colors:.....Red & Black
Conference:.....Southeastern
First Year of Baseball:.....1886

Stadium Information

Home Field (Capacity):.....Foley Field (3,291)
Dimensions:.....LL - 350, LC - 370, C - 404, RC - 365, RL - 314
Press Box Phone:.....(706) 542-6161

Coaching Information

Head Coach:.....David Perno (Georgia '91)
Record at Georgia (Seasons):.....305-245-1 (9)
Career Record (Seasons):.....305-245-1 (9)
Assistant Coaches:.....Jason Eller (Georgia State '98)
.....Allen Osborne (Marshall '95)
.....Jason Jacobs (Georgia '09)

Team Information

2010 Record (Rank):.....16-37 (NR)
2010 SEC Record (Finish):.....5-23 (6th (East))
2010 NCAA Tournament Record:.....0-0
Lettermen Returning/Lost:.....21/10
Position Starters Returning/Lost:.....7/2
Pitchers Returning/Lost:.....11/6
Series Record:.....Georgia leads 117-99-2

SID Information

Baseball Contact:.....Christopher Lakos
SID Office Phone:.....(706) 542-7994
SID Cell Phone:.....(706) 714-2934
SID Email:.....clakos@sports.uga.edu
Athletic Website:.....GeorgiaDogs.com



2011 Opponents

Georgia Tech

April 29,30, May 1 at Clemson, SC

General Information

Location:..... Atlanta, GA
Enrollment:..... 20,291
President:..... Dr. G.P. Peterson
Athletic Director:..... Dan Radakovich
Nickname:..... Yellow Jackets
Colors:..... Old Gold & White
Conference:..... Atlantic Coast
First Year of Baseball:..... 1895

Stadium Information

Home Field (Capacity):..... Russ Chandler Stadium (4,157)
Dimensions:..... LL - 328, LC - 391, C - 400, RC - 353, RL - 334
Press Box Phone:..... (404) 894-3167

Coaching Information

Head Coach:..... Danny Hall (Miami (OH) '77)
Record at Georgia Tech (Seasons):..... 737-328-1 (17)
Career Record (Seasons):..... 945-445-1 (23)
Assistant Coaches:..... Bryan Prince (Georgia Tech '05)
..... Tom Kinkelaar (Miami (OH) '77)
..... Rick Rembielak (Akron '88)

Team Information

2010 Record (Rank):..... 47-15 (#18 BA, #17 CB, #17 SW)
2010 ACC Record (Finish):..... 21-9 (2nd (Coastal))
2010 NCAA Tournament Record:..... 2-2
Lettermen Returning/Lost:..... 20/13
Position Starters Returning/Lost:..... 2/7
Pitchers Returning/Lost:..... 9/5
Series Record:..... Clemson leads 100-99-3

SID Information

Baseball Contact:..... Mike Huff
SID Office Phone:..... (404) 385-2959
SID Cell Phone:..... (918) 289-6144
SID Email:..... mhuff@athletics.gatech.edu
Athletic Website:..... RamblinWreck.com

North Carolina

April 1,2,3 at Chapel Hill, NC

General Information

Location:..... Chapel Hill, NC
Enrollment:..... 17,895
Chancellor:..... Holden Thorp
Athletic Director:..... Dick Baddour
Nickname:..... Tar Heels
Colors:..... Carolina Blue & White
Conference:..... Atlantic Coast
First Year of Baseball:..... 1867

Stadium Information

Home Field (Capacity):..... Boshamer Stadium (4,100)
Dimensions:..... LL - 335, LC - 370, C - 400, RC - 355, RL - 340
Press Box Phone:..... (919) 962-3509

Coaching Information

Head Coach:..... Mike Fox (North Carolina '78)
Record at North Carolina (Seasons):..... 538-230-1 (12)
Career Record (Seasons):..... 1078-371-5 (27)
Assistant Coaches:..... Scott Forbes (North Carolina Wesleyan '98)
..... Scott Jackson (Campbell '98)
..... Robert Woodard (North Carolina '08)

Team Information

2010 Record (Rank):..... 38-22 (NR)
2010 ACC Record (Finish):..... 14-16 (5th (Coastal))
2010 NCAA Tournament Record:..... 2-2
Lettermen Returning/Lost:..... 20/11
Position Starters Returning/Lost:..... 5/4
Pitchers Returning/Lost:..... 11/5
Series Record:..... Clemson leads 96-78-1

SID Information

Baseball Contact:..... Dave Schmidt
SID Office Phone:..... (919) 962-0084
SID Cell Phone:..... (919) 619-3344
SID Email:..... dschmidt@uncaa.unc.edu
Athletic Website:..... TarHeelBlue.com

Maryland

April 8,9,10 at Clemson, SC

General Information

Location:..... College Park, MD
Enrollment:..... 37,000
President:..... Wallace D. Loh
Athletic Director:..... Kevin Anderson
Nickname:..... Terrapins
Colors:..... Red, White, Black, & Gold
Conference:..... Atlantic Coast
First Year of Baseball:..... 1893

Stadium Information

Home Field (Capacity):..... Bob Smith Stadium (2,500)
Dimensions:..... LL - 320, LC - 350, C - 380, RC - 350, RL - 325
Press Box Phone:..... (301) 314-0379

Coaching Information

Head Coach:..... Erik Bakich (East Carolina '00)
Record at Maryland (Seasons):..... 17-39 (1)
Career Record (Seasons):..... 17-39 (1)
Assistant Coaches:..... Sean Kenny (Eastern Michigan '97)
..... Dan Burton (Louisville '08)
..... Nolan Neiman (DeSales '05)

Team Information

2010 Record (Rank):..... 17-39 (NR)
2010 ACC Record (Finish):..... 5-25 (6th (Atlantic))
2010 NCAA Tournament Record:..... 0-0
Lettermen Returning/Lost:..... 12/19
Position Starters Returning/Lost:..... 4/4
Pitchers Returning/Lost:..... 7/7
Series Record:..... Clemson leads 114-39

SID Information

Baseball Contact:..... Justin Moore
SID Office Phone:..... (301) 314-7068
SID Cell Phone:..... (270) 316-3748
SID Email:..... moore@umd.edu
Athletic Website:..... UMTerps.com

Michigan State

February 27 at Greenville, SC

General Information

Location:..... East Lansing, MI
Enrollment:..... 47,131
President:..... Dr. Lou Anna K. Simon
Athletic Director:..... Mark Hollis
Nickname:..... Spartans
Colors:..... Green & White
Conference:..... Big Ten
First Year of Baseball:..... 1884

Stadium Information

Home Field (Capacity):..... McLane Baseball Stadium (2,500)
Dimensions:..... LL - 305, LC - 375, C - 395, RC - 375, RL - 305
Press Box Phone:..... (517) 353-3009

Coaching Information

Head Coach:..... Jake Boss, Jr. (Alma '93)
Record at Michigan State (Seasons):..... 57-50 (2)
Career Record (Seasons):..... 82-84 (3)
Assistant Coaches:..... Mark Van Ameyde (Detroit '96)
..... Graham Sikes (Liberty '02)
..... Jake Boss, Sr. (Western Michigan '67)

Team Information

2010 Record (Rank):..... 34-19 (NR)
2010 BTC Record (Finish):..... 11-13 (T-7th)
2010 NCAA Tournament Record:..... 0-0
Lettermen Returning/Lost:..... 22/7
Position Starters Returning/Lost:..... 4/4
Pitchers Returning/Lost:..... 9/3
Series Record:..... Michigan State leads 9-6-1

SID Information

Baseball Contact:..... Ben Phlegar
SID Office Phone:..... (517) 355-2271
SID Cell Phone:..... (517) 896-0031
SID Email:..... phlegarb@ath.msu.edu
Athletic Website:..... MSUSpartans.com

N.C. State

March 25,26,27 at Raleigh, NC

General Information

Location:..... Raleigh, NC
Enrollment:..... 31,792
Chancellor:..... Dr. Randy Woodson
Athletic Director:..... Deborah A. Yow
Nickname:..... Wolfpack
Colors:..... Red & White
Conference:..... Atlantic Coast
First Year of Baseball:..... 1903

Stadium Information

Home Field (Capacity):..... Doak Field (2,500)
Dimensions:..... LL - 325, LC - 370, C - 400, RC - 370, RL - 330
Press Box Phone:..... N/A

Coaching Information

Head Coach:..... Elliott Avent (Virginia Commonwealth '83)
Record at N.C. State (Seasons):..... 521-335 (14)
Career Record (Seasons):..... 746-544 (22)
Assistant Coaches:..... Tom Holliday (Miami (FL) '75)
..... Chris Hart (Florida State '03)
..... Brian Ward (N.C. State '00)

Team Information

2010 Record (Rank):..... 38-24 (NR)
2010 ACC Record (Finish):..... 15-15 (3rd (Atlantic))
2010 NCAA Tournament Record:..... 0-2
Lettermen Returning/Lost:..... 24/9
Position Starters Returning/Lost:..... 6/3
Pitchers Returning/Lost:..... 8/2
Series Record:..... Clemson leads 107-69-1

SID Information

Baseball Contact:..... Bruce Winkworth
SID Office Phone:..... (919) 515-1182
SID Cell Phone:..... (919) 819-3035
SID Email:..... bruce_winkworth@ncsu.edu
Athletic Website:..... GoPack.com

Presbyterian College

March 16 at Greenville, SC • April 12 at Clemson, SC

General Information

Location:..... Clinton, SC
Enrollment:..... 1,200
President:..... Dr. John V. Griffith
Athletic Director:..... Brian Reese
Nickname:..... Blue Hose
Colors:..... Blue, White, & Garnet
Conference:..... Big South
First Year of Baseball:..... 1895

Stadium Information

Home Field (Capacity):..... PC Baseball Complex (500)
Dimensions:..... LL - 325, LC - 375, C - 400, RC - 375, RL - 325
Press Box Phone:..... N/A

Coaching Information

Head Coach:..... Elton Pollock (Presbyterian College '95)
Record at Presbyterian College (Seasons):..... 95-232 (6)
Career Record (Seasons):..... 95-232 (6)
Assistant Coaches:..... Chris Edwards (Anderson (SC) '01)
..... Josh Davis (Charleston Southern '05)
..... Chris Stephens (North Georgia '07)

Team Information

2010 Record (Rank):..... 15-39 (NR)
2010 BSC Record (Finish):..... 7-20 (9th)
2010 NCAA Tournament Record:..... 0-0
Lettermen Returning/Lost:..... 25/10
Position Starters Returning/Lost:..... 6/3
Pitchers Returning/Lost:..... 11/6
Series Record:..... Clemson leads 59-19

SID Information

Baseball Contact:..... N/A
SID Office Phone:..... (864) 833-8252
SID Cell Phone:..... N/A
SID Email:..... N/A
Athletic Website:..... GoBlueHose.com



Against All Competition

Opponent ^(First Game - Last Game)	G	W	L	Win %	^CU	^Opp	Home	Away	Neutral
Adelphi ⁽¹⁹⁵⁹⁾	1	1	0	1.000	16	8	1-0		
Alabama ⁽¹⁹¹⁸⁻¹⁰⁾	26	13	13	.500	160	150	6-5	4-6	3-2
Appalachian State ⁽¹⁹⁷³⁻⁹⁷⁾	20	18	2	.900	166	63	16-2	2-0	
Arizona ⁽¹⁹⁵⁸⁻⁹⁰⁾	5	2	3	.400	27	23			2-3
Arizona State ⁽¹⁹⁷⁷⁻¹⁰⁾	4	1	3	.250	19	28		0-2	1-1
Arkansas ⁽¹⁹⁸⁷⁻⁰²⁾	6	3	3	.500	40	34	2-1	1-0	0-2
Arkansas State ⁽¹⁹⁹⁵⁾	1	1	0	1.000	7	2			1-0
Armstrong State ⁽¹⁹⁸⁹⁾	2	1	1	.500	7	6			1-1
Auburn ^{***(1901-2010)}	93	42	48	.468	506	552	16-17	18-29	3-8
Augusta ⁽¹⁹⁸⁴⁻⁹¹⁾	3	3	0	1.000	42	7	2-0	1-0	
Austin Peay State ⁽¹⁹⁷³⁾	1	1	0	1.000	8	4			1-0
Ball State ⁽¹⁹⁸⁴⁾	3	1	2	.333	15	11	1-2		
Baylor ⁽²⁰⁰⁵⁾	3	1	2	.333	6	15			1-2
Belmont Abbey ⁽¹⁹⁰⁴⁻⁷¹⁾	6	6	0	1.000	58	16	3-0	3-0	
Birmingham-Southern ⁽¹⁹²³⁻⁰⁴⁾	4	3	1	.750	21	15		1-1	2-0
Boston College⁽²⁰⁰⁶⁻¹⁰⁾	15	9	6	.600	102	83	5-4	4-2	
Bradley ⁽¹⁹⁵⁰⁾	2	1	1	.500	10	3			1-1
Brigham Young ⁽¹⁹⁸⁸⁾	1	0	1	.000	2	9			0-1
Buffalo ⁽¹⁹⁶⁹⁾	3	3	0	1.000	61	9	3-0		
California ⁽¹⁹⁸⁰⁻⁹⁷⁾	4	1	3	.250	40	33	1-2		0-1
California State-Fullerton ⁽²⁰⁰⁶⁾	1	0	1	.000	6	7			0-1
California State-Los Angeles ⁽¹⁹⁷⁷⁾	1	0	1	.000	0	1			0-1
California State-Northridge ⁽¹⁹⁹⁷⁾	2	1	1	.500	13	25			1-1
California-Irvine ⁽²⁰⁰⁵⁾	3	3	0	1.000	18	8	3-0		
California-Los Angeles ⁽¹⁹⁹²⁾	1	0	1	.000	5	6			0-1
Campbell ⁽¹⁹⁸²⁻⁹⁰⁾	5	3	2	.600	37	22	3-1	0-1	
Central Florida ⁽¹⁹⁹⁸⁻⁰⁸⁾	8	5	3	.625	45	35	1-2	3-0	1-1
Central Michigan ⁽¹⁹⁷³⁾	1	0	1	.000	4	8	0-1		
Charleston Southern⁽¹⁹⁷⁶⁻⁰⁴⁾	14	14	0	1.000	121	45	11-0	3-0	
Charleston, College of ⁽¹⁸⁹⁹⁻²⁰⁰⁹⁾	21	21	0	1.000	194	66	14-0	7-0	
Charlotte ⁽¹⁹⁸⁵⁻¹⁰⁾	14	11	3	.786	142	63	8-2	3-1	
Cincinnati⁽¹⁹³⁶⁻⁸⁰⁾	3	1	2	.333	19	21	0-1		1-1
Citadel, The ⁽¹⁹⁰⁰⁻²⁰⁰⁴⁾	101	83	18	.822	863	417	48-7	30-11	5-0
Coastal Carolina⁽¹⁹⁸⁶⁻¹⁰⁾	45	38	7	.844	409	191	28-5	10-2	
Colorado State ⁽¹⁹⁵⁹⁾	1	1	0	1.000	7	1			1-0
Columbus ⁽¹⁹⁷⁷⁻⁹¹⁾	8	7	1	.875	70	23	2-0	5-1	
Cornell ⁽¹⁸⁹⁹⁻⁸⁰⁾	6	4	2	.667	40	34	3-1		1-1
Creighton ⁽¹⁹⁹⁰⁻⁹⁹⁾	5	1	4	.200	29	35			1-4
Davidson⁽¹⁹⁰³⁻⁹⁷⁾	36	27	9	.750	354	135	19-3	8-5	0-1
Dayton ⁽²⁰¹⁰⁾	1	1	0	1.000	6	5	1-0		
Delaware ⁽¹⁹⁹⁹⁾	1	1	0	1.000	17	3			1-0
Duke^{***(1904-2010)}	185	118	65	.643	1304	861	61-24-1	47-28-1	10-13
East Carolina ⁽¹⁹⁶⁸⁻⁰⁵⁾	22	13	9	.591	120	83	9-2	4-6	0-1
East Tennessee State ⁽¹⁹⁶⁹⁻⁰³⁾	25	19	6	.760	196	78	17-4	2-2	
Eastern Kentucky ⁽¹⁹⁹²⁾	2	2	0	1.000	29	0	2-0		
Eastern Michigan⁽¹⁹⁷⁵⁻⁷⁶⁾	2	0	2	.000	5	8		0-1	0-1
Elon⁽¹⁹²⁰⁻¹⁰⁾	17	10	7	.588	118	106	10-7		
Erskine ⁽¹⁸⁹⁸⁻⁸⁵⁾	102	72	30	.706	537	335	34-10	30-14	8-6
Florida ⁽¹⁹²⁸⁻⁸³⁾	30	12	18	.400	186	200	1-1	9-16	2-1
Florida Atlantic ⁽¹⁹⁹⁸⁾	2	1	1	.500	11	11	1-1		
Florida Gulf Coast ⁽²⁰¹⁰⁾	4	3	1	.750	32	15	3-1		
Florida International ⁽¹⁹⁸⁵⁻⁸⁷⁾	4	2	2	.500	14	19	1-1	1-1	
Florida Southern ⁽¹⁹⁷⁴⁻⁷⁶⁾	4	2	2	.500	22	13		2-2	
Florida State^{*(1958-10)}	117	53	63	.457	660	711	28-18	13-34-1	12-11
Fordham ⁽¹⁹⁸⁸⁾	1	1	0	1.000	3	2			1-0
Francis Marion ⁽¹⁹⁷⁶⁻⁸⁶⁾	10	9	1	.900	95	37	4-1	5-0	
Fresno State ⁽¹⁹⁸⁸⁻⁹⁴⁾	6	2	4	.333	44	51		0-1	2-3
Furman^{*****(1896-2010)}	197	136	57	.701	1571	908	75-26-1	50-28-2	11-31
Gardner-Webb⁽¹⁹⁷⁵⁻¹⁰⁾	5	5	0	1.000	54	20	5-0		
George Mason ⁽¹⁹⁹⁵⁻⁰⁷⁾	9	8	1	.889	106	20	8-1		
George Washington ⁽¹⁹⁵⁸⁻⁸⁸⁾	4	3	1	.750	17	13	1-0	0-1	2-0
Georgia^{***(1900-2010)}	218	99	117	.459	1310	1284	54-46-2	42-68	3-3
Georgia Southern ^{*(1959-10)}	79	51	27	.652	611	386	26-12	19-15-1	6-0
Georgia Tech^{*****(1902-2010)}	202	100	99	.502	1294	1236	43-22-1	39-70-2	18-7
Gordon Military ⁽¹⁹⁰⁹⁾	1	0	1	.000	3	5		0-1	
Grand Canyon ⁽¹⁹⁹⁴⁾	2	2	0	1.000	12	1			2-0
Guilford ⁽¹⁹¹⁸⁾	2	0	2	.000	3	7	0-2		
Hawaii ⁽¹⁹⁹⁴⁾	1	1	0	1.000	7	3		1-0	
Hawaii-Hilo ⁽¹⁹⁹⁴⁾	3	3	0	1.000	29	9		3-0	
High Point ⁽¹⁹⁷⁶⁻⁰⁸⁾	9	9	0	1.000	64	14	8-0	1-0	
Hobart ⁽¹⁹⁰²⁾	1	1	0	1.000	10	2	1-0		
Holy Cross ⁽¹⁹⁵⁸⁾	1	0	1	.000	4	17			0-1
Howard ⁽¹⁹⁷⁸⁻⁸²⁾	10	10	0	1.000	102	28	10-0		
Illinois ⁽¹⁹⁸⁶⁻⁰⁰⁾	3	3	0	1.000	24	10	3-0		
Jacksonville ⁽¹⁹⁶⁹⁻⁹⁵⁾	5	3	2	.600	32	29	2-0	1-2	
James Madison ⁽¹⁹⁷⁶⁻⁰⁶⁾	18	16	2	.889	146	64	15-0	1-2	
Kansas ⁽¹⁹⁹³⁻⁰⁶⁾	4	2	2	.500	17	20	2-1		0-1
Kansas State ⁽¹⁹⁹³⁻⁹⁹⁾	4	3	1	.750	31	17	3-0		0-1
Kent State ^{*(1969)}	3	1	1	.500	29	16	1-1-1		
Kentucky ⁽¹⁹⁵⁰⁻⁹⁷⁾	9	6	3	.667	50	35	6-1	0-2	
Lewis ⁽¹⁹⁷⁷⁻⁷⁸⁾	6	6	0	1.000	31	12	6-0		
Lewis-Clark State ⁽¹⁹⁹⁴⁾	1	0	1	.000	2	9			0-1
Liberty ⁽¹⁹⁸⁸⁻⁰⁰⁾	5	2	3	.400	39	38	2-2	0-1	
Long Beach State ⁽¹⁹⁸⁸⁻⁹¹⁾	2	1	1	.500	21	19			1-1
Louisiana-Lafayette ⁽¹⁹⁹¹⁻⁰⁰⁾	3	1	2	.333	29	23			1-2
Louisville ⁽¹⁹⁷⁰⁻⁷²⁾	6	6	0	1.000	55	5	6-0		
Maine ⁽¹⁹⁹¹⁻⁰³⁾	14	14	0	1.000	141	52	13-0	1-0	
Marshall ⁽¹⁹⁷⁵⁻⁹⁰⁾	17	15	2	.882	179	53	15-1		0-1
Maryland⁽¹⁹²³⁻¹⁰⁾	153	114	39	.745	1126	624	63-7	40-28	11-4

Massachusetts ⁽¹⁹⁵⁹⁻⁶⁹⁾	6	5	1	.833	49	28	5-1		
Memphis ⁽²⁰⁰⁷⁾	3	2	1	.667	19	10	2-1		
Mercer ^{*(1901-2008)}	35	19	15	.557	184	140	10-1	9-14-1	
Miami (FL) ^{*(1977-09)}	53	24	28	.462	320	340	9-6	9-14-1	6-8
Miami (OH) ⁽¹⁹⁶⁵⁻¹⁰⁾	4	4	0	1.000	49	1	4-0		
Michigan ⁽¹⁹²⁵⁻²⁹⁾	6	0	6	.000	12	48	0-6		
Michigan State^{*(1935-10)}	16	6	9	.406	93	122	4-9-1		2-0
Middle Tennessee ⁽²⁰⁰⁰⁾	2	2	0	1.000	25	3	2-0		
Mississippi ⁽¹⁹²³⁻⁸⁴⁾	15	7	8	.467	64	87		6-8	1-0
Mississippi College ⁽¹⁹²³⁾	2	1	1	.500	4	2	1-1		
Mississippi State ⁽¹⁹⁶⁸⁻⁰⁷⁾	13	8	5	.615	75	61	3-0	4-5	1-0
Missouri State ⁽¹⁹⁹³⁻⁹⁹⁾	5	4	1	.800	33	46			4-1
Morehead State ⁽¹⁹⁹⁷⁾	3	3	0	1.000	16	3	3-0		
Navy ⁽¹⁹⁶³⁻⁹⁵⁾	2	2	0	1.000	25	8	1-0		1-0
Nebraska ⁽¹⁹⁹³⁻⁰²⁾	2	1	1	.500	11	15			1-1
Nevada ⁽¹⁹⁹⁷⁻⁹⁹⁾	2	1	1	.500	18	16			1-1
Nevada-Las Vegas ⁽¹⁹⁹¹⁻⁰¹⁾	9	5	4	.555	71	52	2-1	3-3	
New Hampshire ⁽¹⁹⁹⁴⁾	1	1	0	1.000	4	1	1-0		
New Orleans ⁽¹⁹⁸⁵⁻⁸⁹⁾	7	3	4	.429	49	48		1-2	2-2
New York Tech ⁽²⁰⁰¹⁾	3	3	0	1.000	51	3	3-0		
Newberry ^{*(1900-78)}	88	50	37	.574	475	369	25-11-1	24-25	1-1
North Carolina^{*(1901-2010)}	175	96	78	.551	942	842	45-28-1	36-38	15-12
North Carolina A&T ⁽²⁰⁰⁵⁾	1	1	0	1.000	12	2	1-0		
North Carolina State^{*(1921-10)}	177	107	69	.607	1237	970	55-22-1	39-35	13-12
North Carolina-Asheville ⁽¹⁹⁹⁸⁻⁰⁹⁾	4	4	0	1.000	57	13	4-0		
North Carolina-Greensboro ⁽²⁰⁰⁸⁾	2	2	0	1.000	17	15	2-0		
North Carolina-Wilmington ⁽¹⁹⁷⁶⁻⁰⁹⁾	42	34	8	.810	342	157	21-3	13-5	
North Georgia ⁽¹⁹⁰⁹⁻²⁵⁾	5	3	2	.600	41	24	3-2		
Northwestern ⁽¹⁹⁹⁷⁾	2	2	0	1.000	22	9			2-0
Notre Dame ⁽¹⁹⁹⁴⁾	1	0	1	.000	1	8	0-1		
Oglethorpe ⁽¹⁹¹⁷⁻⁵⁹⁾	14	6	8	.429	61	72	2-3	4-5	
Ohio ^{*(1937-01)}	33	19	13	.593	217	176	19-13-1		
Ohio State ⁽¹⁹⁵⁴⁻⁰³⁾	15	10	5	.667	86	62	9-3		1-2
Oklahoma ⁽¹⁹⁹²⁻¹⁰⁾	2	1	1	.500	12	11			1-1
Oklahoma State ⁽¹⁹⁹¹⁻⁰⁹⁾	6	4	2	.667	39	19	2-1		2-1
Old Dominion ⁽¹⁹⁸³⁻⁰⁵⁾	38	31	7	.816	249	122	27-5	4-2	
Oral Roberts ⁽²⁰⁰⁵⁻⁰⁶⁾	3	3	0	1.000	25	16	3-0		
Oregon State ⁽¹⁹⁸⁸⁻⁰¹⁾	5	3	2	.600	42	29			3-2
Pacific ⁽²⁰⁰⁷⁾	3	3	0	1.000	17	10	3-0		
Penn State ⁽¹⁹⁵⁹⁻⁷⁵⁾	2	0	2	.000	4	12			0-2
Presbyterian College⁽¹⁹⁰⁶⁻²⁰¹⁰⁾	78	59	19	.756	597	333	34-7	22-10	3-2
Princeton ⁽¹⁹⁹¹⁻⁰³⁾	2	2	0	1.000	20	11			2-0
Purdue ⁽²⁰⁰²⁾	3	3	0	1.000	18	11	3-0		
Rhode Island ⁽¹⁹⁶⁷⁻⁶⁸⁾	5	3	2	.600	26	19	3-2		
Rice ⁽¹⁹⁹⁴⁻⁰⁰⁾	4	2	2	.500	25	26			2-2
Richmond ⁽¹⁹¹⁵⁻⁰¹⁾	4	3	1	.750	33	21	3-1		
Rider ⁽¹⁹⁷⁰⁾	2	2	0	1.000	10	3	2-0		
Riverside Military ⁽¹⁹⁰⁹⁻¹⁰⁾	3	2	1	.667	11	10	2-0	0-1	
Rollins ⁽¹⁹⁵⁰⁻⁸⁰⁾	11	4	7	.364	60	59	1-1	3-6	
Rutgers ⁽¹⁹⁸⁸⁻⁹³⁾	2	1	1	.500	8	9			1-1
Saint John's ⁽¹⁹⁷⁵⁻⁰⁷⁾	6	5	1	.833	46	19	1-0		4-1
San Jose State ⁽²⁰⁰⁰⁾	1	1	0	1.000	10	6			1-0
Seton Hall ⁽¹⁹⁸⁷⁻⁰¹⁾	6	6	0	1.000	70	26	5-0		1-0
Siena ⁽¹⁹⁹⁶⁾	2	2	0	1.000	27	5	2-0		
South Alabama ⁽¹⁹⁷³⁻⁰²⁾	11	6	5	.545	70	55	4-3	2-2	
South Carolina^{*(1899-2010)}	292	167	123	.575	1765	1471	94-42	67-75-2	6-6
South Carolina-Aiken ⁽¹⁹⁸⁴⁻⁸⁵⁾	2	2	0	1.000	26	6	1-0	1-0	
South Carolina-Upstate ⁽²⁰⁰⁹⁻¹⁰⁾	2	2	0	1.000	36	4	2-0		
South Florida ⁽¹⁹⁹⁶⁻⁹⁸⁾	4	2	2	.500	15	15	1-2		1-0
Southern California ⁽¹⁹⁹⁰⁻⁹⁸⁾	2	0	2	.000	5	9	0-1		0-1
Southern Mississippi ⁽²⁰¹⁰⁾	1	1	0	1.000	10	1			1-0
Springfield ⁽¹⁹⁶⁷⁻⁶⁸⁾	3	3	0	1.000	22	6	3-0		
Stanford ⁽¹⁹⁹⁵⁻⁰⁰⁾	2	0	2	.000	7	18			0-2
Stetson ⁽¹⁹⁷⁶⁻⁹⁸⁾	7	6	1	.857	71	30	3-0	1-1	2-0
Tampa ⁽¹⁹⁹²⁾	3	3	0	1.000	34	6	3-0		
Temple ⁽¹⁹⁷⁷⁾	1	1	0	1.000	13	4			1-0
Tennessee ⁽¹⁹²⁵⁻⁹⁷⁾	34	23	11	.676	237	158	14-3	8-5	1-3
Tennessee Tech ⁽²⁰⁰³⁻⁰⁹⁾	4	4	0	1.000	30	9	4-0		
Texas A&M ⁽¹⁹⁹⁹⁾	3	1	2	.333	17	28		1-2	
Texas State ⁽¹⁹⁹⁷⁾	1	0	1	.000	7	12			0-1
Texas Tech ⁽¹⁹⁹³⁻⁰⁴⁾	4	2	2	.500	25	21		1-2	1-0
Texas-Arlington ⁽¹⁹⁹⁰⁻⁹⁵⁾	2	2	0	1.000	26	5		1-0	1-0
Toledo ⁽¹⁹⁷⁶⁻⁷⁷⁾	8	5	3	.625	48	25	5-3		
Troy ⁽¹⁹⁸²⁾	2	1	1	.500	7	5			1-1
Valdosta State ⁽¹⁹⁷⁸⁻⁸⁷⁾	17	13	4	.765	100	60	2-0	11-4	
Vanderbilt ⁽¹⁹⁸⁴⁻⁸⁶⁾	3	2	1	.667	26	13	1-1	1-0	
Vermont ⁽¹⁹⁷⁰⁾	1	1	0	1.000	14	2	1-0		
Villanova ⁽¹⁹⁹¹⁾	1	1	0	1.000	8	3			1-0
Virginia⁽¹⁹⁵⁵⁻¹⁰⁾	143	102	41	.713	1037	588	52-10	40-24	10-7
Virginia Military ⁽¹⁹¹⁶⁾	1	1	0	1.000	2	0		1-0	
Virginia Tech^{*(1902-2010)}	58	34	22	.603	342	275	21-7-1	8-13-1	5-2
Wake Forest^{*(1901-2010)}	169	119	49	.707	1190	844	59-18-1	46-27	14-4
Washington ⁽¹⁹⁹⁴⁻⁹⁹⁾	3	2	1	.667	17	16			2-1
Washington & Lee ⁽¹⁹⁴⁸⁻⁵⁴⁾	3	2	1	.667	42	10	2-1		
Washington State ⁽¹⁹⁸⁸⁾	1	0	1	.000	5	6			0-1
West Virginia ⁽¹⁹⁵¹⁻⁰⁵⁾	10	10	0	1.000	87	20	6-0		4-0
West Virginia Wesleyan ⁽¹⁹¹⁶⁻¹⁷⁾	3	1	2	.333	12	17	1-2		
Western Carolina⁽¹⁹⁷⁴⁻¹⁰⁾	65	52	13	.800	561	303	37-4	14-9	1-0
Western Michigan ⁽¹⁹⁵⁸⁻⁷³⁾	3	1	2	.333	15	21	1-1		0-1
Wichita State ⁽¹⁹⁸¹⁾	1	0	1	.000	2	7	0-1		

William & Mary ⁽²⁰⁰⁰⁻⁰⁶⁾	3	3	0	1.000	24	12	3-0	
Wingate ⁽¹⁹⁸³⁾	1	1	0	1.000	11	7		1-0
Winthrop ⁽¹⁹⁸¹⁻⁰⁷⁾	21	17	4	.810	164	91	13-3	3-1 1-0
Wofford ^{W(1898-2009)}	99	75	23	.763	718	383	38-8	34-14 3-1-1

Wright State ⁽²⁰¹⁰⁾	3	3	0	1.000	24	15	3-0	
Yale ⁽¹⁹⁴⁷⁻⁹²⁾	5	4	1	.800	32	19	2-0	0-1 2-0
Totals	3949	2523	1396	.643	27,172	18,861	1439-487-13	834-738-15 250-171-2

* - includes one tie (Clemson has 30 ties in history); ^ - runs; Note: **Bold** denotes 2011 opponent.

Record By Date



January					
Day	W-L	Win %	Home	Away	Neutral
28	1-0	1.000			1-0
29	1-0	1.000			1-0
30	0-1	.000			0-1
31					
Totals	2-1	.667	0-0	0-0	2-1

February					
Day	W-L	Win %	Home	Away	Neutral
1					
2					
3					
4					
5					
6	1-0	1.000			1-0
7	1-0	1.000			1-0
8	1-0	1.000			1-0
9					
10					
11					
12	3-0	1.000	3-0		
13	2-1	.667	2-1		
14	2-0	1.000	2-0		
15	4-0	1.000	3-0	1-0	
16	6-3	.667	5-1	1-2	
17	6-3	.667	3-2	3-0	0-1
18	8-1	.889	4-1	3-0	1-0
19	7-2	.778	5-0	1-2	1-0
20	8-2	.800	5-0	2-1	1-1
21	7-2	.778	6-0	1-2	
22	10-2	.833	7-0	3-2	
23	13-5	.722	8-0	4-5	1-0
24	15-4	.789	12-1	3-1	0-2
25	19-1	.950	9-0	7-1	3-0
26	14-8	.636	7-2	7-4	0-2
27	12-4	.750	6-1	4-2	2-1
28	18-7	.720	10-4	4-3	4-0
29	4-1	.800	1-0	2-1	1-0
Totals	161-46	.778	98-13	46-26	17-7

March					
Day	W-L	Win %	Home	Away	Neutral
1	15-7	.682	11-3	3-4	1-0
2	14-9-1	.604	11-3	3-4-1	0-2
3	21-6	.778	16-4	4-2	1-0
4	17-6	.739	14-1	3-5	

5	21-6	.778	17-4	4-2	
6	20-6	.769	17-3	3-2	0-1
7	27-4	.871	25-3	2-1	
8	20-8	.714	20-4	0-4	
9	21-6	.778	16-4	5-2	
10	27-5	.844	23-2	4-3	
11	17-7	.708	16-4	0-3	1-0
12	23-5	.821	20-1	3-4	
13	21-5	.808	16-3	5-2	
14	25-4	.862	16-2	7-2	2-0
15	21-10-1	.672	13-4	8-3-1	0-3
16	14-13	.519	9-2	4-9	1-2
17	25-11	.694	11-1	11-9	3-1
18	27-9	.750	10-1	13-7	4-1
19	26-14	.650	7-2	16-11	3-1
20	29-15	.659	11-2	16-12	2-1
21	18-15-1	.544	9-3	9-11-1	0-1
22	23-16-2	.585	12-4-1	11-10-1	0-2
23	30-17	.638	18-6	10-11	2-0
24	28-19-1	.594	22-10-1	6-9	
25	30-17-1	.635	18-13-1	10-4	2-0
26	30-15-1	.663	25-8-1	3-6	2-1
27	28-10	.737	22-5	5-4	1-1
28	28-23-2	.547	23-9-2	4-13	1-1
29	29-18	.617	24-10	4-7	1-1
30	30-17	.638	23-9	7-8	
31	36-13	.735	22-4	11-9	3-0
Totals	741-336-10	.686	517-134-6	194-183-4	30-19

April					
Day	W-L	Win %	Home	Away	Neutral
1	33-17	.660	20-10	13-7	
2	31-19	.620	22-8	8-10	1-1
3	38-17-2	.684	25-7-1	11-10-1	2-0
4	39-18	.684	25-8	13-8	1-2
5	35-22	.614	25-11	9-11	1-0
6	32-20-1	.613	20-10	12-8-1	0-2
7	38-19-1	.664	22-7-1	14-12	2-0
8	41-15	.732	27-5	13-10	1-0
9	34-19	.642	25-7	9-12	
10	28-25	.528	18-10	10-13	0-2
11	40-15	.727	25-7	15-7	0-1
12	31-34	.477	15-15	15-18	1-1
13	32-23	.582	16-9	16-14	
14	40-18-1	.686	13-8-1	27-10	
15	44-22-1	.664	27-5	17-16-1	0-1
16	38-24-1	.611	24-7	14-17-1	
17	35-17	.673	27-6	7-11	1-0
18	31-21-2	.593	18-8	12-10-2	1-3
19	35-17	.673	20-6	14-11	1-0
20	33-19-1	.632	15-7	13-11-1	5-1
21	35-20-1	.634	20-9	11-9-1	4-2
22	32-22	.593	13-4	16-15	3-3
23	30-19	.612	18-8	11-9	1-2
24	32-20-2	.611	18-7-1	8-10-1	6-3
25	35-20-1	.634	22-10	11-10	2-0-1
26	44-18	.710	22-11	18-5	4-2
27	30-21	.588	18-6	9-12	3-3
28	17-21	.447	9-6	7-14	1-1
29	16-16	.500	8-5	7-10	1-1
30	24-14-1	.628	13-8-1	11-4	0-2
Totals	1003-592-15	.628	590-235-5	371-324-9	42-33-1

May					
Day	W-L	Win %	Home	Away	Neutral
1	18-19	.486	6-9	11-8	1-2
2	22-13	.629	9-5	13-7	0-1
3	23-15	.605	7-9	16-5	0-1
4	25-15	.625	15-4	7-10	3-1
5	24-19-1	.557	15-7	8-12-1	1-0
6	25-25	.500	10-11	13-14	2-0
7	32-15	.681	16-5	13-10	3-0
8	31-28-1	.525	13-6-1	15-21	3-1
9	40-21	.656	18-7	18-13	4-1
10	25-17	.595	9-5	15-11	1-1
11	36-17-1	.676	14-7	14-10-1	8-0

12	26-18-1	.589	11-5-1	10-10	5-3
13	35-15	.700	17-3	10-10	8-2
14	20-23	.465	6-5	6-15	8-3
15	24-9	.727	4-1	15-5	5-3
16	19-16	.543	3-2	9-8	7-6
17	15-9	.625	2-1	7-4	6-4
18	16-7	.696	6-1	1-2	9-4
19	11-9	.550	3-2	3-2	5-5
20	11-8-1	.575	4-0	1-3	6-5-1
21	10-8	.556	3-0	2-4	5-4
22	13-10	.565	2-3	5-1	6-6
23	7-9	.438	2-2	0-2	5-5
24	8-5	.615	3-0	0-2	5-3
25	10-4	.714	4-0	2-0	4-4
26	12-3	.800	5-0	1-0	6-3
27	7-5	.583	3-1		4-4
28	7-7	.500	3-1	0-1	4-5
29	5-1	.833	1-0	1-0	3-1
30	2-3	.400	0-1		2-2
31	4-4	.500	3-0	0-1	1-3
Totals	563-377-5	.598	217-103-2	216-191-2	130-83-1

June					
Day	W-L	Win %	Home	Away	Neutral
1	3-3	.500	2-0	0-1	1-2
2	4-2	.667	3-0	0-1	1-1
3	6-2	.750	3-0	1-0	2-2
4	7-1	.875	2-0	1-1	4-0
5	6-5	.545	1-0	2-1	3-4
6	2-4	.333		1-4	1-0
7	3-2	.600	0-1	1-1	2-0
8	1-2	.333	1-0	0-1	0-1
9	5-2	.714	2-0	0-1	3-1
10	1-1	.500	1-0		0-1
11	3-1	.750		1-0	2-1
12	1-2	.333	0-1	0-1	1-0
13	2-3	.400	1-0	0-1	1-2
14	5-4	.556	1-0		4-4
15	0-2	.000			0-2
16	2-1	.667			2-1
17					
18	0-1	.000			0-1
19	0-1	.000			0-1
20	0-2	.000		0-1	0-1
21	1-1	.500			1-1
22	1-0	1.000			1-0
23					
24					
25	0-1	.000			0-1
26	0-1	.000			0-1
Totals	53-44	.546	17-2	7-14	29-28

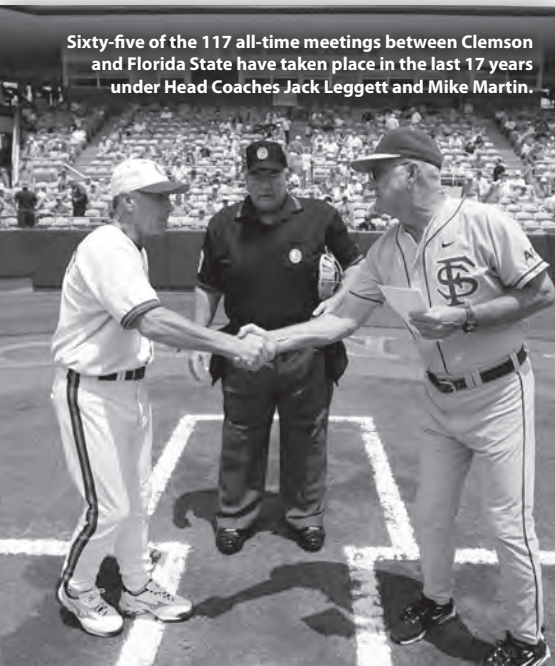
Note: **Bold** denotes 2011 game date.

Top Winning Percentage Dates

Rk	Date	W-L	Win %
1.	February 25	19-1	.950
2.	March 7	27-4	.871
3.	March 14	25-4	.862
4.	March 10	27-5	.844
5.	February 22	10-2	.833
6.	March 12	23-5	.821
7.	March 13	21-5	.808
8.	February 20	8-2	.800
	May 26	12-3	.800
10.	February 24	15-4	.789
11.	March 3	21-6	.778
	March 5	21-6	.778
	March 9	21-6	.778
14.	March 6	20-6	.769
15.	February 27	12-4	.750
	March 18	27-9	.750

Note: Minimum 10 games; **bold** denotes 2011 game date.

Sixty-five of the 117 all-time meetings between Clemson and Florida State have taken place in the last 17 years under Head Coaches Jack Leggett and Mike Martin.





Game Results vs. 2011 Opponents

Boston College

Overall:	9-6
at Clemson:	5-4
at Doug Kingsmore Stadium:	5-4
at Boston College:	4-2
ACC Regular-Season Games:	9-6
One-Run Games:	3-2
Under Jack Leggett :	9-6
Longest CU Win Streak:	3 ⁽²⁰⁰⁹⁻¹⁰⁾
Longest BOC Win Streak:	2 ⁽²⁰⁰⁸⁾
Biggest CU Win:	16-2 ⁽²⁰⁰⁸⁾
Biggest BOC Win:	13-1 ⁽²⁰⁰⁹⁾

Date	Site	W-L	CU	Op
4-21-2006	* A	W	6	3
4-22-2006 ⁽¹⁾	* A	L	2	3
4-22-2006 ⁽²⁾	* A	W	4	1
5-5-2007	* H	W	4	3
5-6-2007 ⁽¹⁾	* H	L	6	8
5-6-2007 ⁽²⁾	* H	W	7	6
3-14-2008	* H	L	4	6
3-15-2008	* H	L	6	7
3-16-2008	* H	W	16	2
3-27-2009	* A	L	1	13
3-28-2009 ⁽¹⁾	* A	W	7	6
3-28-2009 ⁽²⁾	* A	W	5	3
4-2-2010	* H	W	15	2
4-3-2010	* H	L	5	11
4-4-2010	* H	W	14	9

* - ACC regular-season game

Charleston Southern

Overall:	14-0
at Clemson:	11-0
at Doug Kingsmore Stadium:	11-0
at Charleston Southern:	3-0
NCAA Tournament Games:	1-0
One-Run Games:	3-0
Under Jack Leggett :	8-0
Longest CU Win Streak:	14 ⁽¹⁹⁷⁶⁻⁰⁴⁾
Biggest CU Win:	16-6 ⁽¹⁹⁹⁴⁾ , 13-3 ⁽¹⁹⁹⁸⁾

Date	Site	W-L	CU	Op	
3-5-1976	H	W	6	2	
3-14-1977	A	W	8	0	
3-15-1977	A	W	3	1	
4-6-1978 ⁽¹⁾	H	W ⁽⁷⁾	3	2	
4-6-1978 ⁽²⁾	H	W ⁽⁷⁾	10	3	
3-22-1979	A	W	17	10	
4-18-1994	H	W	16	6	
4-24-1996	H	W	12	5	
5-23-1996	\$	H	W	9	1
2-18-1997	H	W	7	2	
5-7-1997	H	W	9	8	
4-8-1998	H	W	13	3	
2-26-2003	H	W ⁽⁸⁾	5	0	
5-5-2004	H	W	3	2	

\$ - NCAA Regional

Cincinnati

Overall:	1-2
at Clemson:	0-1
at Neutral:	1-1
Longest CU Win Streak:	1 ⁽¹⁹⁸⁰⁾
Longest CIN Win Streak:	2 ⁽¹⁹³⁶⁻⁸⁰⁾
Biggest CU Win:	8-2 ⁽¹⁹⁸⁰⁾
Biggest CIN Win:	9-4 ⁽¹⁹³⁶⁾

Date Site W-L CU Op

4-16-1936	H	L	4	9
3-17-1980	N1	L	7	10
3-20-1980	N1	W	8	2

N1 - Winter Park, FL

Coastal Carolina

Overall:	38-7
at Clemson:	28-5
at Doug Kingsmore Stadium:	28-5
at Coastal Carolina:	10-2
NCAA Tournament Games:	2-0
One-Run Games:	7-2
Extra-Inning Games:	2-1
Under Jack Leggett :	25-5
Longest CU Win Streak:	20 ⁽¹⁹⁹⁰⁻⁹⁹⁾
Longest CCU Win Streak:	17 ^(times)
Biggest CU Win:	19-1 ⁽²⁰⁰²⁾
Biggest CCU Win:	11-7 ⁽¹⁹⁹⁰⁾

Date	Site	W-L	CU	Op
2-15-1986	A	W	12	5
2-16-1986	A	L	3	9
3-27-1988	H	W	8	4
3-28-1988	H	W	7	3
2-18-1989	A	W	22	5
2-19-1989	A	W	6	5
3-27-1990 ⁽¹⁾	H	L ⁽⁷⁾	2	11
3-27-1990 ⁽²⁾	H	W ⁽⁷⁾	1	0
3-19-1991	A	W	23	7
3-20-1991	A	W	10	3
3-21-1991	A	W	11	7
3-9-1992	H	W	2	1
3-10-1992	H	W	12	2
3-9-1993	H	W ⁽¹¹⁾	6	5
3-10-1993	H	W	8	3
5-10-1994	A	W	9	7
5-11-1994	A	W	8	0
4-18-1995	H	W	5	1
4-19-1995	H	W	7	2
3-1-1996	H	W	11	3
3-2-1996	H	W	8	7
3-3-1996	H	W	13	4
3-7-1997	H	W	17	2
3-8-1997	H	W	22	11
3-9-1997	H	W	13	3
3-10-1998	H	W	17	3
3-10-1999	H	W	14	6
5-8-1999	H	L	2	4

3-1-2000	H	W	4	3
4-10-2001	H	L	5	10
4-11-2001	H	W ⁽¹¹⁾	8	7
3-26-2002	H	W	19	1
3-27-2002	H	W	6	2
4-15-2003	H	L	1	5
4-16-2003	H	W	7	3
3-16-2004	H	W	9	4
2-19-2005	A1	L	2	3
3-29-2005	H	W	14	5
3-30-2005	H	W	8	1
3-7-2007	H	W	4	0
6-3-2007	\$ A1	W	11	8
6-4-2007	\$ A1	W	15	3
3-18-2008	H	W	9	6
4-21-2009	H	W	5	3
3-31-2010	H	L ⁽¹¹⁾	3	4

\$ - NCAA Regional; A1 - Myrtle Beach, SC

Davidson

Overall:	27-9
at Clemson:	19-3
at Doug Kingsmore Stadium:	2-0
at Davidson:	8-5
at Neutral:	0-1
One-Run Games:	3-5
Extra-Inning Games:	0-2
Under Jack Leggett :	1-0
Longest CU Win Streak:	10 ⁽¹⁹⁴⁰⁻⁴⁸⁾
Longest DAV Win Streak:	2 ^(1904-21,38)
Biggest CU Win:	21-0 ⁽¹⁹⁴³⁾
Biggest DAV Win:	7-2 ⁽¹⁹³⁸⁾

Date	Site	W-L	CU	Op
4-4-1903	H	W	11	0
4-18-1904	N1	L	3	6
4-26-1921	H	L	4	6
4-27-1922	H	W	4	3
4-26-1923	H	L	2	3
4-22-1926	H	W	9	0
4-9-1927	H	W	10	6
4-30-1931	H	W	14	4
4-16-1938	H	L ⁽¹⁰⁾	5	6
5-2-1938	A	L	2	7
3-23-1940	H	W	15	2
5-15-1940	A	W	8	5
3-31-1943	A	W	12	4
4-1-1943	A	W	21	0
4-14-1943	H	W ⁽⁷⁾	19	3
4-9-1946	H	W	5	4
5-11-1946	A	W	8	3
4-8-1947	H	W	2	1
5-10-1947	A	W	15	1
4-5-1948	H	W	5	0
4-10-1948	A	L ⁽¹⁰⁾	6	7
3-26-1949	H	W	8	1
4-15-1950	H	W	13	11
4-29-1950	A	L	4	6
4-7-1951	A	W	12	5
5-4-1951	H	W	20	2
4-2-1952	H	W	21	5
4-12-1952	A	L	3	4
4-10-1953 ⁽¹⁾	H	W ⁽⁷⁾	7	0
4-10-1953 ⁽²⁾	H	W	6	4
3-31-1967	H	W	15	2
5-7-1969	A	L	8	9
4-12-1985	A	W	17	0
4-18-1986	H	W	14	7
4-3-1989	H	W	15	4
5-2-1997	A	W	11	4

N1 - Charlotte, NC

Duke

Overall:	118-65-2
at Clemson:	61-24-1
at Doug Kingsmore Stadium:	42-6
at Duke:	47-28-1
at Neutral:	10-13
ACC Regular-Season Games:	92-34-2
ACC Tournament Games:	8-4
One-Run Games:	16-22
Extra-Inning Games:	4-3-1
Under Jack Leggett :	38-15-1
Longest CU Win Streak:	14 ⁽¹⁹⁸⁵⁻⁹⁰⁾
Longest DUK Win Streak:	5 ⁽¹⁹⁰⁸⁻⁰⁹⁾
Biggest CU Win:	25-6 ⁽¹⁹⁷⁸⁾
Biggest DUK Win:	14-3 ^(1910,42) , 11-0 ⁽¹⁹⁵⁴⁾

Date Site W-L CU Op

5-7-1904	N1	W	15	8
4-12-1905	H	W ⁽¹¹⁾	4	3
4-12-1906	H	W	13	4

5-4-1906	N2	L	0	7
5-3-1907	N2	L	4	5
5-4-1907	N2	W	3	0
5-1-1908	N2	L	3	5
5-2-1908	N3	L	0	1
4-21-1909	H	L	7	8
4-24-1909 ⁽¹⁾	N4	L	1	4
4-24-1909 ⁽²⁾	N4	L	0	1
4-8-1910	H	W	2	1
4-9-1910	H	L	3	14
4-27-1911 ⁽¹⁾	N5	L	0	7
4-27-1911 ⁽²⁾	N5	L	5	9
4-27-1916	A	W	16	6
4-28-1916	A	L	4	5
5-8-1916	H	W	3	0
5-9-1916	H	W	13	3
4-14-1919	H	L	2	8
4-15-1919	H	L ⁽¹²⁾	1	3
4-12-1923	H	L	0	9
5-7-1926	H	W	10	3
3-30-1934	H	L	6	7
3-31-1934	H	W	10	5
4-2-1935 ⁽¹⁾	A	L	8	12
4-2-1935 ⁽²⁾	A	W ⁽⁷⁾	3	0
3-25-1942	H	L	3	5
3-26-1942	H	L	3	14
3-28-1947	H	W	10	9
3-29-1947	H	L	11	13
3-24-1948	H	L	3	5
3-25-1948	H	L	2	3
3-30-1949	H	W	13	3
3-31-1949	H	L	16	18
3-29-1950	H	L	8	9
3-30-1950	H	W	17	6
4-26-1951	A	W	4	3
5-19-1951	N6	L	0	5
3-28-1952	H	L	8	14
3-29-1952	H	W	10	9
4-14-1952	A	L	2	6
3-26-1953	H	L	4	5
4-23-1954	* A	W	5	4
4-24-1954	* A	L	0	11
3-29-1955	* N1	W	5	3
4-22-1955	* A	L	3	10
3-26-1956	* H	T	11	11
4-20-1956 ⁽¹⁾	* A	L ⁽⁷⁾	0	6
4-20-1956 ⁽²⁾	* A	L ⁽⁷⁾	3	8
4-9-1957	* H	L	2	6
4-19-1957	* A	L	2	6
5-1-1958	* A	W	8	1
5-12-1958	* A	L	1	7
4-30-1959	* A	W	12	7
5-1-1959	* A	W	10	0
5-3-1960	* H	W	6	1
5-4-1960	* H	W	4	2
4-7-1961	* H	L	5	8
5-6-1961	* A	L	1	3
4-10-1962	* H	L	3	4
5-5-1962	* A	L	3	7
4-27-1963	* A	W	5	1
5-3-1963	* H	W	5	4
4-24-1964	* A	W	5	3
4-23-1965	* H	W	10	2
5-7-1965	* A	W	8	0
4-2-1966	* H	W	11	0
4-15-1967	* A	L	3	10
5-5-1967	* H	W	4	0
5-11-1968 ⁽¹⁾	* A	W ⁽⁷⁾	5	3
5-11-1968 ⁽²⁾	* A	L ⁽⁷⁾	0	7
4-7-1969	* A	L	6	13
5-10-1969 ⁽¹⁾	* H	W ⁽⁷⁾	8	5
5-10-1969 ⁽²⁾	* H	W ⁽⁷⁾	7	2
4-5-1970	* H	W	3	1
5-16-1970 ⁽¹⁾	* A	L ⁽⁷⁾	1	2
5-16-1970 ⁽²⁾	* A	L ⁽⁷⁾	1	2
4-4-1971	* H	W	5	4
5-12-1971	* A	W	5	2
4-17-1973 ⁽¹⁾	* A	W ⁽⁷⁾	9	7
4-17-1973 ⁽²⁾	* A	W ⁽⁷⁾	4	3
3-31-1974	* H	W	18	1
4-12-1974 ⁽¹⁾	* H	W	14	3
4-12-1974 ⁽²⁾	* H	W	8	1
4-8-1976	* A	W	20	7
4-9-1976	* A	L	1	10
3-5-1977	* H	W	6	0
3-20-1978	* A	W	25	6
3-21-1978	* A	W ⁽⁸⁾	15	10
4-23-1978	+ H	W	13	0
3-14-1979	* H	W	13	1
3-15-1979	* H	W	6	4

3-12-1981	*	H	W	7	4
3-13-1981	*	H	W	8	7
4-23-1981	+	N7	L	0	1
4-25-1981	+	N7	W	9	2
3-19-1982	*	A	W	5	3
4-21-1982	+	N7	W	10	9
3-6-1983	*	H	W	9	2
3-7-1983	*	H	W	4	3
4-24-1983	+	N7	W	14	7
3-3-1984	*	A	W	11	4
3-4-1984	*	A	W	7	1
4-18-1984	+	N8	L	5	8
3-5-1985	*	H	W	5	0
3-6-1985	*	H	W	11	2
4-5-1986	*	A	W	6	1
4-6-1986	*	A	W	15	
4-12-1987	*	A	W	6	3
4-18-1987	*	H	W	12	4
4-19-1987	*	H	W	6	3
5-7-1987 ⁽¹⁾	%	A	W ⁽⁸⁾	10	8
5-7-1987 ⁽²⁾	%	A	W ⁽⁷⁾	14	5
4-9-1988 ⁽¹⁾	*	A	W ⁽⁷⁾	10	3
4-9-1988 ⁽²⁾	*	A	W ⁽⁷⁾	10	3
5-15-1988	*	H	W	11	3
5-11-1988	+	N9	W	9	1
3-4-1990 ⁽¹⁾	*	A	W	12	9
3-4-1990 ⁽²⁾	*	A	L	3	4
5-12-1990	+	N9	W	13	3
5-5-1991	*	H	W	17	4
5-6-1991	*	H	W ⁽⁷⁾	3	2
5-7-1991	*	H	W	6	4
3-17-1992	*	A	W	15	7
3-18-1992	*	A	W	9	1
3-19-1992	*	A	L	1	2
2-27-1993	*	H	L	6	7
2-28-1993	*	H	W	16	7
3-1-1993	*	H	L	4	13
5-15-1993	+	N9	W	4	2
4-15-1994	*	A	W	7	6
4-16-1994	*	A	L	7	8
4-17-1994	*	A	W	7	0
3-10-1995	*	H	W	10	0
3-11-1995	*	H	W	8	4
3-12-1995	*	H	W	9	1
3-16-1996 ⁽¹⁾	*	A	L ⁽⁷⁾	4	7
3-16-1996 ⁽²⁾	*	A	L ⁽⁷⁾	0	2
3-17-1996	*	A	W	7	2
5-16-1996	+	N7	W	6	1
4-11-1997	*	H	W	11	1
4-12-1997	*	H	L ⁽¹⁰⁾	3	4
4-13-1997	*	H	W	14	2
4-11-1998 ⁽¹⁾	*	A	W	8	2
4-11-1998 ⁽²⁾	*	A	L	6	7
4-12-1998	*	A	L	2	6
4-16-1999	*	H	W	18	1
4-17-1999	*	H	L ⁽¹⁰⁾	3	5
4-18-1999	*	H	W	7	5
4-21-2000	*	A	W	8	5
4-22-2000	*	A	W	8	5
4-23-2000	*	A	W	12	8
4-13-2001	*	H	W	10	2
4-14-2001	*	H	W	10	1
4-15-2001	*	H	W	6	4
4-19-2002	*	A	W	5	3
4-20-2002	*	A	W	4	1
4-21-2002	*	A	W	2	1
5-4-2003	*	H	W	7	6
5-5-2003	*	H	L	6	7
5-6-2003	*	H	W	13	2
5-23-2003	+	N10	L	4	7
5-20-2004	*	A	W	10	1
5-21-2004	*	A	L	1	2
5-22-2004	*	A	W	9	6
4-8-2005	*	H	W	9	3
4-9-2005	*	H	W	11	6
4-10-2005	*	H	W	16	6
5-8-2006 ⁽¹⁾	*	A	W	7	4
5-8-2006 ⁽²⁾	*	A	W	14	0
5-9-2006	*	A	W	8	2
3-16-2007	*	H	W	6	6
3-17-2007	*	H	W	7	2
3-18-2007	*	H	W	9	6
4-18-2008	*	A	W	7	4
4-19-2008	*	A	L	1	10
4-20-2008	*	A	T ⁽¹⁰⁾	6	6
4-3-2009	*	H	W	7	3
4-4-2009	*	H	L	7	10
4-5-2009	*	H	W	10	1
5-22-2009	+	N8	L	4	10
4-9-2010	*	A	L	9	10

4-10-2010	*	A	W ⁽¹¹⁾	11	5
4-11-2010	*	A	L	2	7
* - ACC regular-season game; % - not counted in ACC standings; + - ACC Tournament; N1 - Anderson, SC; N2 - Charlotte, NC; N3 - Winston-Salem, NC; N4 - Chester, SC; N5 - Sumter, SC; N6 - Greensboro, NC; N7 - Chapel Hill, NC; N8 - Durham, NC; N9 - Greenville, SC; N10 - Salem, VA					

Eastern Michigan

Overall:	0-2
at Eastern Michigan:	0-1
at Neutral:	0-1
NCAA Tournament Games:	0-2
One-Run Games:	0-1
Extra-Inning Games:	0-1
Longest EMU Win Streak:	2 ⁽¹⁹⁷⁵⁻⁷⁶⁾
Biggest EMU Win:	5-3 ⁽¹⁹⁷⁵⁾
Date	Site	W-L CU Op
5-23-1975	\$ A L	3 5
6-13-1976	! N1 L ⁽¹⁰⁾	2 3
\$ - NCAA Regional; ! - College World Series; N1 - Omaha, NE		

Elon

Overall:	10-7
at Clemson:	10-7
at Doug Kingsmore Stadium:	10-6
NCAA Tournament Games:	1-0
One-Run Games:	3-2
Extra-Inning Games:	0-1
Under Jack Leggett :	10-6
Longest CU Win Streak:	4 ^(2005-06,08-09)
Longest ELO Win Streak:	2 ^(2002-03,10)
Biggest CU Win:	17-5 ⁽²⁰⁰⁰⁾
Biggest ELO Win:	11-2 ⁽²⁰⁰³⁾
Date	Site	W-L CU Op
4-29-1920	H L	3 6
4-18-2000	H W	17 5
5-9-2002	H L	6 8
5-7-2003	H L	2 11
3-23-2004	H W	10 6
3-24-2004	H L	1 7
4-26-2005	H W	9 6
3-21-2006	H W	5 3
3-22-2006	H W	7 4
6-3-2006	\$ H W	13 3
4-24-2007	H L	12 13
3-25-2008	H W	5 4
3-26-2008	H W	2 1
3-24-2009 ⁽¹⁾	H W	5 3
3-24-2009 ⁽²⁾	H W	8 7
3-23-2010	H L	10 15
3-24-2010	H L ⁽¹⁰⁾	3 4
\$ - NCAA Regional		

Florida State

Overall:	53-63-1
at Clemson:	28-18
at Doug Kingsmore Stadium:	26-14
at Florida State:	13-34-1
at Neutral:	12-11
ACC Regular-Season Games:	29-28
ACC Tournament Games:	8-10
NCAA Tournament Games:	4-2
One-Run Games:	15-13
Extra-Inning Games:	3-4-1
Under Jack Leggett :	29-36
Longest CU Win Streak:	6 ⁽¹⁹⁹²⁻⁹³⁾
Longest FSU Win Streak:	9 ⁽²⁰⁰¹⁻⁰²⁾
Biggest CU Win:	24-2 ⁽¹⁹⁷²⁾
Biggest FSU Win:	20-3 ⁽¹⁹⁷²⁾
Date	Site	W-L CU Op
6-7-1958	\$ N1 W ⁽¹⁰⁾	8 5
6-5-1959	\$ N1 W	24 2
6-6-1959	\$ N1 W	5 0
3-30-1962	A L	8 14
4-19-1962	H W	14 11
3-21-1963	A L	7 10
3-22-1963	A W	12 7
3-23-1963	A L	3 12
3-19-1964	A L	5 8
3-20-1964	A W	8 5
3-21-1964	A L	6 12
4-26-1965	H W	9 8
4-27-1965 ⁽¹⁾	H L	11 13
4-27-1965 ⁽²⁾	H L ⁽⁵⁾	3 16
5-23-1966	A L	5 11

5-24-1966	A L	3 4
5-25-1966	A W	4 3
6-2-1967	\$ N1 L	3 5
6-3-1967	\$ N1 W	6 4
4-19-1969 ⁽¹⁾	H L	2 6
4-19-1969 ⁽²⁾	H L	1 3
4-17-1971 ⁽¹⁾	H W ⁽⁷⁾	11 0
4-17-1971 ⁽²⁾	H W	12 7
4-18-1971	H W	3 2
3-10-1972	A L	7 11
3-11-1972	A L	3 6
3-12-1972	A L	3 20
4-26-1973 ⁽¹⁾	H W ⁽⁷⁾	2 1
4-26-1973 ⁽²⁾	H L ⁽⁷⁾	1 2
4-27-1973	H L	1 9
3-8-1974	A L	3 6
3-9-1974	A W	7 5
3-10-1974	A L	3 5
2-28-1981	A L	8 9
3-1-1981	A L	7 11
4-1-1982	H L	1 8
4-2-1982	H L ⁽⁷⁾	6 7
3-1-1983	A L ⁽¹⁴⁾	4 5
3-2-1983	A T ⁽¹⁰⁾	3 3
3-29-1984	H W	13 0
3-30-1984	H W	13 3
5-28-1989	\$ A L	1 8
3-27-1992	* H W	10 4
3-28-1992	* H W	12 0
3-29-1992	* H W	14 0
5-11-1992	+ N2 W	5 2
5-13-1992	+ N2 W	11 0
5-7-1993	* A W	7 6
5-8-1993	* A L ⁽¹⁰⁾	3 4
5-9-1993	* A W	5 1
5-16-1993	+ N2 W	6 1
5-18-1993	+ N2 L	5 7
5-7-1994	* H W	5 2
5-8-1994	* H W	9 5
5-9-1994	* H L	3 8
5-21-1994	+ N2 L	4 10
5-22-1994	+ N2 W	4 1
4-21-1995	* A L	2 5
4-22-1995	* A L	2 7
4-23-1995	* A L	8 9
5-19-1995	+ N2 W	11 0
5-20-1995	+ N2 L	2 12
5-21-1995	+ N2 L	2 8
5-4-1996	* H W	3 0
5-5-1996	* H W	2 1
5-6-1996	* H W	2 0
5-18-1996	+ N3 L	1 2
4-4-1997	* A W	10 7
4-5-1997	* A L	5 20
4-6-1997	* A L ⁽¹²⁾	10 11
5-16-1997	+ N4 L	4 8
5-17-1997	+ N4 L	0 10
4-24-1998	* H W	2 1
4-25-1998	* H W	5 4
4-26-1998	* H L	2 7
4-9-1999	* A L	0 8
4-10-1999	* A W	8 4
4-11-1999	* A L	3 5
5-22-1999	+ N3 W	8 7
5-6-2000	* H W	8 7
5-7-2000	* H W	5 4
5-8-2000	* H W	7 4
5-18-2000	+ N5 W	8 4
4-6-2001	* A L	4 7
4-7-2001	* A L	6 7
4-8-2001	* A L	1 6
5-18-2001	+ N5 L	4 5
5-17-2002	* H L	3 9
5-18-2002	* H L	3 12
5-19-2002	* H L	3 9
5-23-2002	+ N4 L	4 9
5-25-2002	+ N4 L	1 4
4-11-2003	* A W	8 4
4-12-2003	* A L	2 7
4-13-2003	* A L	1 8
5-1-2004	* H L	6 11
5-2-2004	* H L	1 10
5-3-2004	* H W	18 9
4-2-2005	* A L	1 3
4-3-2005 ⁽¹⁾	* A L	4 5
4-3-2005 ⁽²⁾	* A W	7 3
5-12-2006	* H W	9 1
5-13-2006	* H W ⁽¹⁰⁾	4 3
5-14-2006	* H W	11 2
5-11-2007	* A L	1 11

5-12-2007	* A W	7 6
5-13-2007	* A W	11 6
5-26-2007	+ N6 W	5 1
5-3-2008	* H L ⁽¹⁰⁾	8 9
5-4-2008	* H L	4 13
5-5-2008	* H L	2 4
3-20-2009	* A L	2 5
3-21-2009	* A W ⁽¹¹⁾	8 7
3-22-2009	* A L	4 7
5-20-2010	* H W	9 8
5-21-2010	* H W	8 4
5-22-2010	* H W	8 3
\$ - NCAA District III Playoffs, Regionals; * - ACC regular-season game; + - ACC Tournament; N1 - Gastonia, NC; N2 - Greenville, SC; N3 - Durham, NC; N4 - Saint Petersburg, FL; N5 - Fort Mill, SC; N6 - Jacksonville, FL		

Furman

Overall:	136-57-4
at Clemson:	75-26-1
at Doug Kingsmore Stadium:	26-5
at Furman:	50-28-2
at Neutral:	11-3-1
NCAA Tournament Games:	2-0
One-Run Games:	23-22
Extra-Inning Games:	9-6-3
Under Jack Leggett :	17-5
Longest CU Win Streak:	29 ⁽¹⁹⁸⁵⁻⁰²⁾
Longest FUR Win Streak:	7 ⁽¹⁹²⁴⁻²⁶⁾
Biggest CU Win:	21-1 ⁽¹⁹⁹¹⁾
Biggest FUR Win:	10-2 ⁽¹⁹⁰⁷⁾
Date	Site	W-L CU Op
4-24-1896	H L	13 20
5-9-1896	A L	11 14
4-16-1898	A L	2 5
4-23-1898	H W	14 3
5-14-1898	H L	14 15
4-14-1900	A W	5 1
5-9-1902	A W	11 3
4-9-1904	H L	1 2
5-5-1905	A L	1 8
5-10-1905	H L	1 2
5-19-1905	A L	6 8
4-7-1906	H L	6 7
4-27-1906	N1 W	11 5
5-5-1906	A L	3 4
4-26-1907	N1 L	2 10
5-11-1907	A W	11 8
4-11-1908	H W	11 1
4-24-1908	N1 W	8 2
4-10-1909	A W	7 6
4-30-1909	N1 L	5 6
4-22-1910	H W	5 0
4-23-1910	H W ⁽¹¹⁾	3 2
4-7-1911	A W	4 0
5-1-1911	A W	6 4
4-19-1912	H W	8 3
4-8-1913	A W	9 3
4-26-1913	H W	4 0
4-18-1914	H W	5 1
4-21-1914	A L	9 10
5-9-1914	A W	5 1
3-26-1915	N2 W	3 2
4-3-1915	H W	10 2
5-15-1915	A W	10 1
5-17-1915	N1 W	8 2
5-18-1915	N1 W	5 3
4-19-1916	A L	3 4
4-25-1916	N2 T ⁽¹⁷⁾	0 0
4-10-1917	H W	15 1
4-20-1918	A W	8 3
5-9-1918	H W ⁽⁸⁾	7 0
3-25-1919	H L	0 2
4-10-1920	A L ⁽¹²⁾	4 5
4-13-1921	H L	1 4
4-20-1921	A L	1 2
4-15-1922	A L	1 8
5-11-1922	H L	0 4
3-30-1923	H W	8 0
3-31-1923	A W	3 0
4-14-1923	A W	6 1
4-30-1923	H T ⁽¹³⁾	3 3
4-15-1924	A L	1 4
4-22-1924	N2 L	4 11
5-3-1924	H L	3 7
4-11-1925	H L	3 7
4-22-1925	A L	4 7
3-25-1926	H L	5 9

3-27-1926	A	L	1	2
4-27-1927	H	W	6	5
5-12-1927	A	L ⁽¹⁰⁾	1	2
4-30-1928	A	W ⁽¹⁰⁾	8	6
5-9-1928	H	W	7	2
4-20-1929	A	W	10	3
4-27-1929	H	W	6	1
4-15-1930	A	W	4	3
4-22-1930	H	W	7	6
4-13-1933	A	L	4	6
4-14-1933	H	W	4	1
5-1-1933	A	W	9	8
5-2-1933	H	L ⁽⁷⁾	1	4
4-5-1934	H	L	7	8
4-21-1934	A	L	7	8
4-24-1935	A	T ⁽¹⁰⁾	4	
5-7-1935 ⁽¹⁾	H	W	3	2
5-7-1935 ⁽²⁾	H	W ⁽⁷⁾	1	0
4-16-1937	H	L	2	5
5-10-1937	A	W	14	8
4-28-1938	A	L	7	14
5-11-1938	H	L	4	6
5-12-1939	A	W	9	7
5-13-1939	H	W	8	4
4-18-1940	A	T	13	13
5-1-1940	H	W	16	9
4-11-1941	H	W	9	0
4-18-1941	A	L	5	7
4-27-1942	A	L ⁽¹⁰⁾	11	12
5-6-1942	H	L	1	7
4-8-1943	A	W	21	4
4-15-1943	H	W	13	12
4-29-1943	H	W	8	2
4-23-1946	A	W	4	2
5-13-1946	H	W	2	1
5-5-1947	H	W	19	7
5-6-1947	A	L	4	7
5-13-1947	H	W	9	6
5-14-1947	A	W	13	3
4-19-1948	H	W	7	6
4-28-1948	A	L	8	11
5-3-1948	H	L	1	3
5-10-1948	A	W	5	4
4-19-1949	H	W	9	6
4-27-1949	A	W	16	3
5-2-1949	H	W ⁽¹⁰⁾	6	5
5-10-1949	A	W ⁽¹²⁾	4	3
4-18-1950	H	W	12	0
4-26-1950	A	W	10	3
5-1-1950	H	W	21	6
5-9-1950	A	W	11	7
4-17-1951	H	W	26	13
4-25-1951	A	W	10	8
4-30-1951	H	W	6	1
5-8-1951	A	W	12	2
4-23-1952	H	W	4	2
4-29-1952	A	L ⁽¹⁵⁾	4	5
5-5-1952 ⁽¹⁾	H	W ⁽¹⁰⁾	12	11
5-5-1952 ⁽²⁾	H	W ⁽⁷⁾	5	4
4-8-1953	A	W	15	1
4-22-1953	H	W ⁽¹⁴⁾	13	12
4-25-1953	A	L ⁽⁷⁾	4	6
5-11-1953	N2	W	3	1
4-8-1954	A	W	5	2
5-12-1954	H	L	9	13
4-19-1955	A	W	7	2
5-14-1955	H	L	7	8
4-9-1956	A	L	4	5
5-3-1956	H	W	4	2
4-6-1957	H	W	6	3
5-1-1957	A	L	3	5
3-27-1958	A	W	9	1
5-8-1958	H	W	11	6
4-4-1959	A	W	6	4
5-8-1959	H	W	10	1
5-13-1960	H	L	4	6
5-14-1960	A	L ⁽¹¹⁾	3	4
4-11-1961	H	W	14	9
5-15-1961	A	L ⁽⁶⁾	4	5
5-2-1962	H	W	7	3
5-15-1962	A	W	11	1
5-7-1963	A	W	6	5
5-15-1963	H	W	11	6
5-6-1964	A	W	1	0
5-13-1964	H	L	9	10
4-6-1965	H	W	11	9
5-15-1965	A	W	4	3
4-25-1966	H	W	18	6
5-17-1966	A	W	6	3
4-5-1967	A	W	7	

5-13-1905	A	L	2	5
3-31-1906 ⁽¹⁾	A	L	2	9
3-31-1906 ⁽²⁾	A	L	3	4
4-13-1907	A	W	7	5
4-20-1907	H	L	0	2
5-8-1908	A	L	0	8
5-9-1908 ⁽¹⁾	A	L	0	6
5-9-1908 ⁽²⁾	A	L	0	7
4-2-1909	H	W	2	0
4-3-1909	H	W	10	3
4-1-1910	A	W	1	0
4-2-1910	A	L	0	5
3-27-1911	H	L	2	5
3-28-1911	H	L	0	3
3-29-1912	A	L	0	8
3-30-1912	A	L	1	5
4-4-1913	H	W	10	8
4-5-1913	H	L	4	10
3-27-1914	A	W	6	3
3-28-1914	A	L ⁽¹¹⁾	6	7
4-30-1915	H	L	3	6
5-1-1915	H	L	3	9
4-21-1916	A	L	1	4
4-22-1916	A	L ⁽¹¹⁾	4	6
4-20-1917	N1	W	2	1
4-21-1917	N1	L	2	3
5-9-1917	A	L	2	8
4-23-1918	H	W	6	5
4-24-1918	H	L	0	2
4-7-1919	A	L	0	1
4-10-1919	A	L	0	9
4-23-1919	H	L	6	7
4-24-1919	H	T⁽¹¹⁾	2	2
4-2-1920	H	L	2	6
4-3-1920	H	L	0	3
5-14-1920	A	L	1	5
5-15-1920	A	L	0	8
3-25-1921	H	L⁽¹⁰⁾	1	2
3-26-1921	H	L	2	10
4-6-1922	A	L	1	2
4-7-1922	A	L	1	2
4-6-1923	H	L	2	6
4-7-1923	H	W	2	1
3-28-1924	H	L	5	19
3-29-1924	H	L	4	11
3-30-1925	A	L	1	7
3-31-1925	A	L	0	6
3-28-1927	H	L	7	10
3-29-1927	H	L	8	10
4-22-1927	A	L	4	8
4-23-1927	A	L	0	9
3-22-1929	A	L	3	5
3-23-1929	A	L	2	4
4-5-1929	H	L	3	4
4-6-1929	H	W	9	7
3-24-1932	H	L	3	4
3-25-1932	H	L	8	11
3-24-1933	H	L	11	14
5-7-1934	N2	W	5	2
5-8-1934	N2	L	3	4
4-12-1935	A	L	0	2
4-13-1935	A	W	4	3
4-19-1935	H	W	7	2
4-20-1935	H	W	6	4
4-3-1936	H	L⁽⁷⁾	0	6
4-4-1936	H	L	3	8
5-8-1936	A	L	2	6
5-9-1936	A	W	5	4
4-2-1937	H	L	1	13
4-3-1937	H	W	3	2
5-3-1937	A	W	11	9
5-4-1937	A	W	6	1
4-8-1938	A	L	11	14
4-19-1938	H	L	5	7
4-3-1939	A	L	0	6
4-4-1939	A	L	4	27
4-10-1939	H	L	7	11
4-8-1941	H	L	7	12
4-15-1941	A	L	2	3
5-6-1941	N3	W	8	6
4-7-1942	A	L	6	13
4-14-1942	H	W⁽¹²⁾	9	8
4-20-1943	A	W	8	1
5-1-1943	H	W	20	8
4-5-1946	H	W	23	0
4-6-1946	H	L	9	16
4-12-1946	N4	L ⁽¹¹⁾	8	9
4-13-1946	A	W	10	6
4-17-1947	H	W	7	2
4-21-1947	A	L	7	8

4-12-1948	A	L	2	5
4-4-1949	H	L	6	12
4-12-1950	A	L	5	8
4-17-1950	H	W	7	3
3-30-1959	A	W	8	2
4-28-1959	H	W	2	1
4-2-1960	H	W	11	10
4-25-1960	A	L	1	4
4-4-1961	A	W	5	3
3-20-1962	A	L	2	10
4-3-1962	H	W	6	3
4-8-1963	H	L	6	11
4-10-1963	A	L	2	5
4-9-1964	A	W	11	9
4-11-1964	H	L	8	10
3-20-1965	A	L	0	2
4-12-1965	H	L	4	8
4-19-1966	A	W	17	9
5-12-1966	H	T⁽⁸⁾	3	3
4-10-1967	H	L	1	4
5-3-1967	A	W	2	1
4-2-1968	H	W⁽¹¹⁾	3	2
5-6-1968	A	W ⁽¹⁰⁾	3	2
3-30-1969	H	W	10	1
4-9-1969	A	W	16	11
4-15-1970	H	W	4	1
5-6-1970	A	L ⁽¹²⁾	10	11
4-7-1971	A	W	8	4
4-14-1971	H	W	10	3
4-12-1972	A	W	12	4
4-18-1972	A	W	12	3
5-2-1972	H	W	4	0
4-5-1973	H	W	12	3
4-11-1973	A	W	6	5
4-23-1973	H	L	5	7
4-2-1974	H	W	3	0
4-10-1974	A	L	4	5
4-16-1974	H	W	6	3
3-23-1975	A	W	11	1
4-15-1975	H	W	10	1
3-8-1976	A	L	3	4
4-6-1976	H	W	5	2
4-14-1976	A	W	10	3
3-3-1977	A	W	2	1
4-6-1977	H	W	2	0
4-5-1978 ⁽¹⁾	A	W ⁽⁷⁾	11	6
4-5-1978 ⁽²⁾	A	L ⁽⁷⁾	5	6
2-28-1979	H	W	12	2
4-16-1979	A	L	14	15
2-27-1980	H	W	22	7
3-1-1980	A	W	8	5
3-5-1981	A	W	19	16
3-31-1981	H	L	2	3
4-8-1981	A	L	20	22
3-2-1982	H	L	3	7
4-6-1982	A	L	10	11
4-13-1982	H	L	5	8
4-6-1983	A	W	13	7
4-12-1983	A	L	5	11
4-27-1983	H	W	6	3
3-11-1984	H	L	6	9
4-24-1984	A	L	11	14
4-25-1984	H	W	5	2
3-26-1985	A	L	11	14
4-24-1985	A	L	4	11
4-30-1985	H	L	3	4
4-2-1986	H	W	5	4
4-9-1986	A	L	6	13
4-10-1986	H	W	18	2
4-1-1987	H	W	3	2
4-2-1987	A	L	7	11
2-25-1988	H	W	13	12
3-22-1988	A	L	7	8
4-18-1989	A	L	5	6
4-25-1989	H	W⁽¹²⁾	3	2
3-28-1990	A	L	8	9
4-9-1991	H	W	4	3
4-10-1991	A	W	9	1
4-24-1991	H	W	11	8
3-31-1992	A	W	8	4
4-1-1992	H	L	2	3
4-22-1992	A	W	9	1
3-31-1993	A	W	6	2
4-14-1993	H	W	8	6
5-11-1993	H	L	2	4
3-9-1994	A	W	9	2
4-5-1994	H	W	6	3
4-19-1994	A	W	10	6
4-5-1995	A	L	7	8
4-11-1995	H	W	5	4

Bud Spiers and the Tigers defeated Georgia twice during the 1959 season, including a 2-1 home win on April 28.



4-2-1996	H	W	5	4	
4-16-1996	A	L	2	6	
4-1-1997	A	L	2	3	
3-31-1998	H	W⁽¹⁰⁾	5	4	
4-22-1998	A	W	9	2	
3-23-1999	H	W	17	5	
3-30-1999	A	W	7	6	
3-29-2000	A	L	6	10	
4-11-2000	H	W	9	7	
3-28-2001	A	L	4	8	
4-17-2001	H	W	10	4	
4-9-2002	A	L	4	5	
4-10-2002	H	W	6	5	
3-26-2003	H	W	7	3	
4-22-2003	A	L	3	9	
3-30-2004	A	W	6	2	
3-31-2004	H	W	19	4	
6-5-2004	\$	A	L	3	6
6-6-2004 ⁽¹⁾	\$	A	W	10	9
6-6-2004 ⁽²⁾	\$	A	L ⁽¹⁰⁾	6	7
4-5-2005	A	L	10	11	
4-6-2005	H	L	1	4	
3-28-2006	A	L ⁽¹⁰⁾	11	12	
3-29-2006	H	W	10	7	
4-3-2007	A	W	4	2	
4-4-2007	H	W	11	10	
4-1-2008	A	L	3	11	
4-2-2008	H	L	4	6	
3-31-2009	A	L	5	6	
4-1-2009	H	L	2	4	
4-6-2010	A	W	15	5	
4-7-2010	H	W	14	6	

\$ - NCAA Regional; N1 - Anderson, SC;
N2 - Gainesville, GA; N3 - Elberton, GA;
N4 - Thomson, GA

\$ - NCAA Regional; N1 - Anderson, SC;
N2 - Gainesville, GA; N3 - Elberton, GA;
N4 - Thomson, GA

Georgia Tech

Overall:100-99-3
at Clemson:43-22-1
at Doug Kingsmore Stadium:33-15
at Georgia Tech:39-70-2
at Neutral:18-7
ACC Regular-Season Games:44-40
ACC Tournament Games:15-9
NCAA Tournament Games:3-0
One-Run Games:21-20
Extra-Inning Games:11-7-1
Under Jack Leggett:35-30
Longest CU Win Streak:8⁽¹⁹⁷⁴⁻⁷⁸⁾
Longest GAT Win Streak:16⁽¹⁹¹²⁻²⁶⁾
Biggest CU Win:24-4⁽¹⁹⁹⁹⁾
Biggest GAT Win:22-4⁽²⁰⁰⁶⁾

Date	Site	W-L	CU	Op
4-12-1902	A	L	4	12
4-11-1903	A	W	5	1
4-22-1904	A	W	6	1
5-14-1904	H	W	11	1
4-22-1905 ⁽¹⁾	A	L	4	5
4-22-1905 ⁽²⁾	A	W	5	3
3-24-1906	A	L	1	3
4-30-1906	H	L	0	6
4-5-1907	A	L	2	4
4-6-1907	A	T ⁽¹¹⁾	2	2
4-3-1908	A	L	2	4
4-4-1908	A	L ⁽¹¹⁾	4	5
5-13-1910	A	L	0	5
5-14-1910 ⁽¹⁾	A	L ⁽⁷⁾	0	4



4-25-1997	*	H	W	7	4
4-26-1997	*	H	L	4	19
5-15-1997	+	N5	W	7	4
5-3-1998	*	A	L	6	7
5-4-1998	*	A	L	7	9
5-5-1998	*	A	L	5	14
5-14-1998	+	N3	L	6	10
4-23-1999	*	H	W	24	4
4-24-1999	*	H	W	13	8
4-25-1999	*	H	W	6	5
4-28-2000	*	A	L	4	7
4-29-2000	*	A	L	7	9
4-30-2000	*	A	W	13	12
5-19-2000	+	N6	L	8	9
5-20-2000	+	N6	L	4	8
4-20-2001	*	H	W	3	0
4-21-2001	*	H	W	5	1
4-22-2001	*	H	L	3	5
5-4-2002	*	A	W	12	9
5-5-2002	*	A	L	6	15
5-6-2002	*	A	L	0	11
5-22-2002	+	N5	W	10	0
6-16-2002	!	N7	W	9	7
4-25-2003	*	H	W ⁽¹⁰⁾	9	7
4-26-2003	*	H	W	10	5
4-27-2003	*	H	W	11	3
5-14-2004	*	A	L	3	8
5-15-2004	*	A	L	3	11
5-16-2004	*	A	L	4	8
5-27-2004	+	N8	L ⁽¹³⁾	7	11
4-29-2005	*	H	L	14	18
4-30-2005	*	H	W	6	5
5-1-2005	*	H	L	4	6
4-14-2006	*	A	W	7	6
4-15-2006	*	A	L	3	12
4-16-2006	*	A	L	4	22
5-25-2006	+	N9	W	3	2
5-27-2006 ⁽¹⁾	+	N9	L ⁽¹⁰⁾	7	8
5-27-2006 ⁽²⁾	+	N9	W	16	11
6-16-2006	!	N7	W	8	4
4-27-2007	*	H	W ⁽¹¹⁾	3	2
4-28-2007	*	H	W	10	3
4-29-2007	*	H	L	3	6
5-9-2008	*	A	L	1	7
5-10-2008	*	A	L	1	5
5-11-2008	*	A	W	16	6
5-24-2008	+	N9	W	10	4
4-24-2009	*	H	L	4	5
4-25-2009	*	H	W	8	5
4-26-2009	*	H	W	6	3
4-16-2010	*	A	L ⁽¹⁰⁾	6	8
4-17-2010	*	A	L	3	4
4-18-2010	*	A	L	3	11
5-29-2010	+	N10	W	9	3

\$ - NCAA District III Playoffs, Regional;

* - ACC regular-season game; + - ACC

Tournament; ! - College World Series;

N1 - Gastonia, NC; N2 - Chapel Hill, NC;

N3 - Durham, NC; N4 - Greenville, SC;

N5 - Saint Petersburg, FL; N6 - Fort Mill,

SC; N7 - Omaha, NE; N8 - Salem, VA; N9

- Jacksonville, FL; N10 - Greensboro, NC

Maryland

Overall:.....	114-39			
at Clemson:.....	63-7			
at Doug Kingsmore Stadium:.....	53-2			
at Maryland:.....	40-28			
at Neutral:.....	11-4			
ACC Regular-Season Games:.....	101-35			
ACC Tournament Games:.....	12-0			
One-Run Games:.....	19-13			
Extra-Inning Games:.....	8-3			
Under Jack Leggett :.....	45-8			
Longest CU Win Streak:.....	17 ⁽¹⁹⁸³⁻⁸⁹⁾			
Longest UMD Win Streak:.....	5 ⁽¹⁹⁵⁰⁻⁵⁵⁾			
Biggest CU Win:.....	22-4 ⁽¹⁹⁹³⁾			
Biggest UMD Win:.....	20-5 ⁽¹⁹⁶⁰⁾			
Date	Site	W-L	CU	Op
4-3-1923		H	W	6 2
5-27-1950	N1	L	2	3
5-8-1954 ⁽¹⁾	* A	L	2	3
5-8-1954 ⁽²⁾	* A	L	0	3
4-12-1955⁽¹⁾	* H	L	4	18
4-12-1955⁽²⁾	* H	L ⁽⁷⁾	2	11
4-2-1956	* A	W ⁽¹⁰⁾	6	4
3-30-1957	* H	W	6	3
5-10-1957	* A	L	2	4
4-5-1958	* H	W	6	2
4-15-1958	* A	W	13	4

3-28-1959	*	N2	W	9	2
4-14-1959	*	A	L	3	7
4-9-1960	*	H	L	5	20
4-1-1961	*	H	W	9	8
4-21-1961	*	A	L	7	9
4-7-1962	*	H	W	3	2
4-14-1962	*	A	W	3	2
4-15-1963	*	A	L	1	2
4-16-1963	*	A	W ⁽¹³⁾	7	3
3-30-1964	*	H	L	3	6
3-31-1964	*	H	W	11	8
4-16-1965	*	A	L	1	6
4-17-1965	*	A	L	1	2
4-8-1966	*	H	W	11	2
4-9-1966	*	H	W	12	7
5-12-1967	*	A	W	2	1
5-13-1967	*	A	W	8	4
4-20-1968 ⁽¹⁾	*	H	W ⁽⁷⁾	3	1
4-20-1968 ⁽²⁾	*	H	L ⁽⁷⁾	2	7
5-14-1968	*	A	L	0	1
4-12-1969	*	H	W	7	0
5-17-1969 ⁽¹⁾	*	A	L ⁽⁷⁾	2	3
5-17-1969 ⁽²⁾	*	A	W ⁽⁷⁾	7	5
4-18-1970	*	A	L	1	5
5-9-1970 ⁽¹⁾	*	H	W ⁽⁷⁾	3	1
5-9-1970 ⁽²⁾	*	H	W ⁽⁷⁾	9	1
5-22-1970	^	N3	L	3	4
5-8-1971	*	H	W ⁽¹⁰⁾	3	2
5-9-1971	*	H	W	4	1
5-16-1971	^	N3	L	0	4
5-10-1972 ⁽¹⁾	*	A	L	2	3
5-10-1972 ⁽²⁾	%	A	L ⁽⁷⁾	0	3
3-16-1973	*	H	W ⁽⁸⁾	3	0
4-16-1973	*	A	W	10	0
3-15-1974	*	H	W	3	2
4-14-1974	*	A	W	8	5
3-28-1975	*	A	L	3	6
4-13-1975	*	H	W	5	2
3-11-1976	*	H	W	6	0
4-18-1976	*	H	W	8	6
4-24-1976	+	H	W	2	1
4-25-1976	+	H	W	3	2
4-14-1977	*	A	L ⁽¹⁰⁾	9	12
4-15-1977	*	A	W	9	6
4-15-1978	*	H	W	17	8
4-16-1978	*	H	W	8	7
4-28-1979 ⁽¹⁾	*	A	W ⁽⁷⁾	5	3
4-28-1979 ⁽²⁾	*	A	L ⁽⁷⁾	2	6
4-19-1980	*	H	W	1	0
4-20-1980	*	H	W	5	2
4-24-1980	+	N3	W	9	4
4-16-1981	*	A	L	11	21
4-17-1981	*	A	L	6	10
4-15-1982	*	H	W	15	2
4-16-1982	*	H	W ⁽¹³⁾	4	3
3-20-1983 ⁽¹⁾	*	A	L ⁽⁷⁾	2	5
3-20-1983 ⁽²⁾	*	A	W ⁽⁷⁾	8	3
3-9-1984	*	H	W	5	4
3-10-1984	*	H	W	5	2
4-20-1984	+	N4	W	12	1
3-30-1985 ⁽¹⁾	*	A	W ⁽⁷⁾	7	1
3-30-1985 ⁽²⁾	*	A	W ⁽⁷⁾	6	0
4-17-1985	+	N5	W	17	12
3-27-1986	*	H	W	23	8
3-28-1986	*	H	W	9	2
5-16-1986	+	N4	W ⁽¹⁰⁾	7	2
3-23-1987	*	H	W	14	5
5-5-1987	*	A	W	8	1
5-6-1987	*	A	W	9	7
3-21-1988 ⁽¹⁾	*	H	W ⁽⁷⁾	6	0
3-21-1988 ⁽²⁾	*	H	W ⁽⁷⁾	5	4
5-13-1988	+	N6	W	9	0
3-18-1989	*	H	W	16	3
4-16-1989 ⁽¹⁾	*	A	L ⁽¹²⁾	4	5
4-16-1989 ⁽²⁾	*	A	L ⁽⁵⁾	3	4
5-13-1989	+	N6	W	8	0
3-17-1990 ⁽¹⁾	*	H	W ⁽⁷⁾	10	1
3-17-1990 ⁽²⁾	*	H	W ⁽⁷⁾	7	1
3-18-1990	*	H	W	8	1
4-19-1991	*	A	W	11	4
4-20-1991	*	A	W	7	2
4-21-1991	*	A	W	17	2
5-11-1991	+	N6	W	13	1
3-13-1992	*	H	W	15	3
3-14-1992	*	H	W	10	1
3-15-1992	*	H	L	9	10
4-17-1993	*	A	W	6	2
4-18-1993	*	N7	L	4	8
4-19-1993	*	A	W	22	4
3-11-1994	*	H	W	7	5

3-12-1994	*	H	W	18	2
3-13-1994	*	H	W	6	5
5-18-1994	+	N6	W	7	1
3-24-1995	*	A	W ⁽¹²⁾	4	3
3-25-1995	*	A	W	11	3
3-26-1995	*	A	W	12	2
5-17-1995	+	N6	W	10	0
3-22-1996	*	H	W	4	0
3-23-1996	*	H	W	7	0
3-24-1996	*	H	W	16	6
3-21-1997	*	A	L	1	13
3-22-1997	*	A	W	17	10
3-23-1997	*	A	L ⁽¹⁰⁾	6	7
3-20-1998	*	H	W	5	3
3-21-1998	*	H	W	19	6
3-22-1998	*	H	W	15	6
3-19-1999	*	A	W	8	6
3-20-1999	*	A	W	9	2
5-21-1999	+	N4	W	7	6
3-17-2000	*	H	W	8	6
3-18-2000 ⁽¹⁾	*	H	W	9	3
3-18-2000 ⁽²⁾	*	H	W	11	2
3-16-2001	*	A	W	8	6
3-17-2001	*	A	W	9	6
3-18-2001	*	A	W	7	0
3-29-2002	*	H	W	13	6
3-30-2002	*	H	W	16	7
3-31-2002	*	H	W	7	2
4-19-2003 ⁽¹⁾	*	A	L	6	9
4-19-2003 ⁽²⁾	*	A	L	4	8
4-20-2003	*	A	W	20	5
4-2-2004	*	H	W	3	2
4-3-2004	*	H	W	9	2
4-4-2004	*	H	W	8	2
3-25-2005	*	A	W	14	3
3-26-2005 ⁽¹⁾	*	A	W ⁽¹³⁾	6	4
3-26-2005 ⁽²⁾	*	A	W	12	0
4-7-2006	*	H	W	3	1
4-8-2006	*	H	W ⁽¹¹⁾	3	2
4-9-2006	*	H	W	15	7
3-23-2007	*	A	L	3	4
3-24-2007	*	A	L	1	4
3-25-2007	*	A	W	5	0
3-28-2008	*	A	W	2	1
3-29-2008	*	A	L	3	5
3-30-2008	*	A	W	6	2
5-2-2009	*	H	W	11	2
5-3-2009 ⁽¹⁾	*	H	W	7	4
5-3-2009 ⁽²⁾	*	H	L	6	8
5-7-2010	*	A	W	18	6
5-8-2010	*	A	W	12	8
5-9-2010	*	A	W	7	5

* - ACC regular-season game; ^ - ACC

Playoffs; % - not counted in ACC stand-

ings; + - ACC Tournament; N1 - Greens-

boro, NC; N2 - Orangeburg, SC; N3 -

Raleigh, NC; N4 - Durham, NC; N5

- Atlanta, GA; N6 - Greenville, SC; N7 -

Baltimore, MD

Michigan State

Overall:	6-9-1			
at Clemson:	4-9-1			
at Doug Kingsmore Stadium:	1-0			
at Neutral:	2-0			
One-Run Games:	0-3			
Under Jack Leggett :	3-0			
Longest CU Win Streak:	3 ⁽²⁰⁰⁹⁻¹⁰⁾			
Longest MSU Win Streak:	5 ⁽¹⁹⁵⁰⁻⁵²⁾			
Biggest CU Win:	15-2 ⁽²⁰⁰⁹⁾			
Biggest MSU Win:	18-0 ⁽¹⁹³⁶⁾			
Date	Site	W-L	CU	Op
3-25-1935	H	W	5	0
3-30-1936	H	L	0	18
3-25-1940	H	T ⁽⁷⁾	3	3
3-25-1941	H	L	4	5
4-1-1942	H	L	5	11
3-24-1950	H	W	14	12
3-25-1950	H	L	5	18
3-26-1951	H	L	7	8
3-27-1951	H	L	6	16
3-24-1952	H	L	3	13
3-25-1952	H	L ⁽⁸⁾	1	5
3-24-1958	H	W ⁽⁷⁾	7	5
4-3-1958	H	L	2	3
3-10-2009	H	W	15	2
3-11-2009	N1	W	6	1
2-20-2010	N1	W	10	2
N1 - Greenville, SC				



Game Results vs. 2011 Opponents

3-20-2005	*	H	W	7	3
6-18-2006	!	N10	L	0	2
4-11-2008	*	H	L	2	8
4-12-2008	*	H	L	3	4
4-13-2008	*	H	L	4	8
3-6-2009	*	A	W ⁽¹⁰⁾	5	4
3-7-2009	*	A	L	2	5
3-8-2009	*	A	L	8	9
5-23-2009	+	N4	W ⁽¹¹⁾	4	3
4-23-2010	*	H	L	3	5
4-24-2010	*	H	W	10	6
4-25-2010	*	H	L	3	4

* - ACC regular-season game; ^ - ACC Playoffs; % - not counted in ACC standings; + - ACC Tournament; ! - College World Series; N1 - Charlotte, NC; N2 - Gastonia, NC; N3 - Belmont, NC; N4 - Durham, NC; N5 - Raleigh, NC; N6 - Atlanta, GA; N7 - Greenville, SC; N8 - Fort Mill, SC; N9 - Salem, VA; N10 - Omaha, NE

North Carolina State

Overall: 107-69-1
at Clemson: 55-22-1
at Doug Kingsmore Stadium: 42-14
at N.C. State: 39-35
at Neutral: 13-12
ACC Regular-Season Games: 85-54
ACC Tournament Games: 17-11
One-Run Games: 23-22
Extra-Inning Games: 6-4-1
Under **Jack Leggett**: 41-19
Longest CU Win Streak: 10⁽¹⁹⁷⁶⁻⁷⁹⁾
Longest NCS Win Streak: 5^(1959-61, 85-87)
Biggest CU Win: 41-9⁽¹⁹⁷⁹⁾
Biggest NCS Win: 20-5⁽¹⁹⁹³⁾

Date	Site	W-L	CU	Op
5-4-1921	H	W ⁽¹²⁾	1	0
4-21-1926	H	W	11	5
5-9-1927	H	W	7	0
4-7-1934	H	T ⁽¹¹⁾	7	7
3-30-1935	A	L	1	5
5-1-1936	H	L	5	12
3-25-1947	H	W	10	9
5-16-1949	N1	L	1	6
4-28-1951	A	L	5	7
4-4-1953	A	W	8	4
4-2-1954	* H	W	5	1
4-3-1954	* H	W	8	4
4-2-1955	* H	L ⁽⁷⁾	2	3
4-26-1955	* A	W	12	10
4-13-1956	* H	L	7	10
5-8-1956	* A	L	1	5
4-12-1957	* H	L	5	6
4-22-1957	* A	L	2	8
4-16-1958	* A	W	6	5
5-3-1958	* A	W	15	11
4-7-1959	* H	L	7	8
5-2-1959	* A	L	2	9
4-16-1960	* A	L	0	5
5-10-1960	* H	L ⁽¹⁰⁾	7	8
4-29-1961 ⁽¹⁾	* A	L ⁽⁷⁾	1	2
4-29-1961 ⁽²⁾	* A	W	11	6
4-28-1962	* A	W	9	2
5-12-1962	* H	L	0	1
4-19-1963	* H	W	14	7
5-10-1963	* A	W	12	11
4-17-1964	* A	L	2	3
5-8-1964	* H	W	9	4
4-10-1965	* H	L	5	8
5-1-1965	* A	W	6	4
4-16-1966	* A	L	6	7
5-16-1966	* H	W	8	7
4-8-1967	* H	W	9	6
5-9-1967	* A	W	8	5
4-12-1968	* H	W	14	7
5-3-1968 ⁽¹⁾	* A	L ⁽⁷⁾	2	4
5-3-1968 ⁽²⁾	* A	L ⁽⁷⁾	1	6
4-4-1969 ⁽¹⁾	* H	W ⁽⁷⁾	5	3
4-4-1969 ⁽²⁾	* H	W ⁽⁷⁾	3	0
5-12-1969	* A	L	1	7
4-10-1970	* H	W	2	0
5-12-1970 ⁽¹⁾	* A	W ⁽⁷⁾	7	2
5-12-1970 ⁽²⁾	* A	L ⁽⁷⁾	2	3
3-28-1971	* N2	L	0	3
4-11-1971	* A	W	4	0
4-2-1972	* A	W	7	2
4-15-1972 ⁽¹⁾	* H	W ⁽⁷⁾	7	0
4-15-1972 ⁽²⁾	* H	L ⁽⁷⁾	2	3
4-13-1973 ⁽¹⁾	* A	W ⁽⁷⁾	8	1

4-13-1973 ⁽²⁾	*	A	L ⁽⁷⁾	1	7
4-22-1973 ⁽¹⁾	+	N3	L ⁽¹⁰⁾	4	8
4-22-1973 ⁽²⁾	+	N3	L	2	3
4-7-1974	*	A	W	2	1
4-21-1974	*	H	W	5	0
4-28-1974 ⁽¹⁾	+	A	W	12	5
4-28-1974 ⁽²⁾	+	A	L	6	8
4-5-1975	*	H	W	6	5
4-6-1975	*	H	L	1	3
4-27-1975	+	N3	L	2	3
4-3-1976	*	A	W	7	4
4-4-1976	*	A	W	8	0
4-2-1977	*	H	W	7	3
4-22-1977	+	H	W	10	3
4-24-1977	+	H	W	14	6
3-19-1978	*	A	W	4	0
4-18-1978	*	A	W ⁽⁸⁾	2	1
4-22-1978	+	H	W	12	1
3-31-1979	*	H	W	8	1
4-7-1979	*	A	W	41	9
4-6-1980	*	H	L	3	6
4-25-1980	+	A	W	5	4
4-11-1981 ⁽¹⁾	*	H	W ⁽⁷⁾	6	1
4-11-1981 ⁽²⁾	*	H	W ⁽⁷⁾	2	0
3-17-1982	*	A	W	9	6
4-4-1982	*	H	L	13	16
4-3-1983	*	A	L	4	6
4-10-1983	*	H	L	4	8
4-21-1983	+	N3	W	8	1
3-31-1984	*	H	L	2	5
4-7-1984	*	A	W	15	7
4-6-1985	*	H	W	7	1
4-14-1985	*	A	L	4	9
4-12-1986	*	A	L	8	12
4-20-1986	*	H	L	2	6
5-17-1986	+	N4	L	4	6
4-4-1987 ⁽¹⁾	*	H	L ⁽⁷⁾	6	7
4-4-1987 ⁽²⁾	*	H	W ⁽⁷⁾	15	5
4-25-1987	*	N3	W	9	8
5-15-1987	+	N5	W	8	0
5-16-1987	+	N5	L	7	11
4-3-1988	*	H	W	9	8
5-6-1988	*	A	L	3	6
5-7-1988	*	A	L	8	9
4-24-1989	*	A	W	6	4
5-6-1989	*	H	W	11	3
5-7-1989	*	H	W	13	6
5-16-1989	+	N5	W	9	2
4-13-1990	*	H	W	6	3
4-14-1990	*	H	W	20	4
4-15-1990	*	H	W	6	5
5-15-1990	+	N5	L	5	6
4-12-1991	*	A	W	14	3
4-13-1991	*	A	L	7	8
4-14-1991	*	A	W	16	6
4-10-1992	*	H	W	6	2
4-11-1992	*	H	L	3	6
4-12-1992	*	H	W	3	2
5-12-1992	+	N5	L	1	11
5-13-1992	+	N5	L	3	7
4-9-1993	*	A	W	4	1
4-10-1993	*	A	L	5	20
4-11-1993	*	A	L	12	13
5-19-1993	+	N5	W	11	7
4-8-1994	*	H	W ⁽¹⁰⁾	10	8
4-9-1994	*	H	W	9	5
4-10-1994	*	H	W ⁽¹⁰⁾	6	5
5-19-1994	+	N5	W	17	5
4-14-1995	*	A	W ⁽¹⁰⁾	17	15
4-15-1995	*	A	W	13	1
4-16-1995	*	A	W	13	4
5-20-1995	+	N5	W	16	7
4-25-1996	*	H	L	6	18
4-26-1996	*	H	W	14	0
4-27-1996	*	H	L ⁽¹⁰⁾	1	4
4-18-1997	*	A	L	9	16
4-19-1997	*	A	L	4	17
4-20-1997	*	A	L	7	9
5-17-1997	+	N6	W ⁽¹⁰⁾	11	6
4-17-1998	*	H	W ⁽¹²⁾	11	10
4-18-1998	*	H	W	17	6
5-14-1999	*	A	L	9	19
5-15-1999	*	A	L	4	7
5-16-1999	*	A	W	7	4
5-19-1999	+	N4	W	7	6
4-7-2000	*	H	L	1	5
4-8-2000	*	H	W	9	0
4-9-2000	*	H	W	8	4
5-5-2001 ⁽¹⁾	*	A	W	7	6
5-5-2001 ⁽²⁾	*	A	L	3	4

5-6-2001	*	A	W	10	2
4-5-2002	*	H	W	6	4
4-6-2002	*	H	L	0	3
4-7-2002	*	H	W	10	2
5-24-2002	+	N6	W	5	3
3-28-2003	*	A7	L ⁽¹¹⁾	2	3
3-29-2003 ⁽¹⁾	*	A7	L	2	12
3-29-2003 ⁽²⁾	*	A7	W	12	10
4-23-2004	*	H	W	2	1
4-24-2004	*	H	W	4	3
4-25-2004	*	H	W	9	6
5-28-2004	+	N8	W	12	1
4-22-2005	*	A	L	3	8
4-23-2005	*	A	W	16	9
4-24-2005	*	A	L	8	9
5-27-2005	+	N9	W	5	4
3-24-2006	*	H	W	9	5
3-25-2006	*	H	W	4	2
3-26-2006	*	H	W	6	2
5-28-2006	+	N9	W	8	4
5-17-2007	*	A	L	4	11
5-18-2007	*	A	L	5	6
5-19-2007	*	A	W	6	3
3-21-2008	*	H	L	4	5
3-22-2008	*	H	W	3	2
3-23-2008	*	H	W	2	0
5-22-2008	+	N9	L ⁽⁷⁾	0	10
5-14-2009	*	A	W	13	8
5-15-2009	*	A	W	11	5
5-16-2009	*	A	W	5	4
3-13-2010⁽¹⁾	*	H	W	12	7
3-13-2010⁽²⁾	*	H	W	12	6
3-14-2010	*	H	W	7	6
5-26-2010	+	N10	L	8	13

- ACC regular-season game; + - ACC Tournament; N1 - Laurinburg, NC; N2 - Columbia, SC; N3 - Chapel Hill, NC; N4 - Durham, NC; N5 - Greenville, SC; N6 - Saint Petersburg, FL; A7 - Kinston, NC; N8 - Salem, VA; N9 - Jacksonville, FL; N10 - Greensboro, NC

* - ACC regular-season game; + - ACC Tournament; N1 - Laurinburg, NC; N2 - Columbia, SC; N3 - Chapel Hill, NC; N4 - Durham, NC; N5 - Greenville, SC; N6 - Saint Petersburg, FL; A7 - Kinston, NC; N8 - Salem, VA; N9 - Jacksonville, FL; N10 - Greensboro, NC

Presbyterian College

Overall:.....	59-19			
at Clemson:.....	34-7			
at Doug Kingsmore Stadium:.....	2-0			
at Presbyterian College:.....	22-10			
at Neutral:.....	3-2			
One-Run Games:.....	11-6			
Extra-Inning Games:.....	4-2			
Under Jack Leggett :.....	3-0			
Longest CU Win Streak:.....	10 ⁽¹⁹¹¹⁻¹⁵⁾			
Longest PRE Win Streak:.....	4 ⁽¹⁹⁴³⁻⁴⁵⁾			
Biggest CU Win:.....	22-0 ⁽¹⁹⁴¹⁾			
Biggest PRE Win:.....	19-5 ⁽¹⁹⁴⁹⁾			
Date	Site	W-L	CU	Op
4-26-1906	N1	W	8	0
3-23-1907	A	W	15	1
4-12-1907	H	W	8	0
3-28-1908	H	W	7	2
4-30-1910	A	L	6	8
4-21-1911	H	W	6	0
4-22-1911	H	W	6	2
5-3-1912	A	W	3	2
5-4-1912	A	W	5	1
4-18-1913	H	W	5	1
5-2-1913	A	W	11	1
4-29-1914	A	W	7	3
4-30-1914	A	W	6	2
4-27-1915	H	W	8	2
4-28-1915	H	W	2	1
4-13-1917	A	L ⁽¹³⁾	0	1
4-28-1919	H	L	1	2
4-27-1920	H	W	6	2
5-8-1920	A	L	5	7
4-27-1921	H	W	8	0
5-7-1921	A	W	6	1
4-3-1922	H	W	5	0
4-21-1922	A	W	3	0
4-22-1922	A	W	8	3
4-9-1923	H	W	17	1
4-16-1924	H	L	4	7
5-8-1924	N2	W	4	1
4-17-1925	H	W	3	2
4-30-1925	N2	L	2	9
4-13-1926	H	W ⁽¹⁰⁾	7	6
4-28-1926	N2	L	1	5
4-15-1927	A	W	12	4
4-28-1927	H	L	6	7
4-16-1928	H	W	11	1

5-5-1960	* A L 1 2
4-18-1961	* H W 21 5
4-25-1961	* A W 3 1
4-24-1962	* A W 5 4
5-8-1962	* H W 27 17
4-23-1963	* H W 9 2
5-14-1963	* A W 5 1
4-28-1964	* A W 4 2
5-12-1964	* H W 5 3
5-4-1965	* H W 18 1
5-13-1965	* A W 9 3
4-26-1966	* H W 11 6
5-19-1966	* A W 8 2
4-11-1967	* A L 1 4
4-18-1967	* H W 8 1
4-16-1968	* H W 6 5
5-7-1968 ⁽¹⁾	* A W ⁽⁷⁾ 1 0
5-7-1968 ⁽²⁾	* A L ⁽⁷⁾ 3 4
4-16-1969	* A T ⁽¹³⁾ 4 4
5-6-1969 ⁽¹⁾	* H L ⁽⁷⁾ 1 2
5-6-1969 ⁽²⁾	* H W ⁽⁷⁾ 7 3
4-14-1970 ⁽¹⁾	* A L ⁽⁷⁾ 1 2
4-14-1970 ⁽²⁾	* A W ⁽⁷⁾ 2 1
5-5-1970	* H W 4 0
4-25-1971	* H W 8 2
5-4-1971	* A W 8 4
4-4-1972	H W 8 0
4-5-1972	A L 1 2
4-21-1972	N3 W 5 2
4-4-1973	A W 4 2
4-10-1973	H L 1 3
4-28-1973	N4 W 9 5
3-28-1974	H L 0 3
4-16-1975	A L 2 6
4-2-1976	A W 10 6
4-13-1976	H L 3 4
5-22-1976	\$ A W 10 4
3-28-1977	H L 1 2
4-12-1977 ⁽¹⁾	A L ⁽⁷⁾ 6 7
4-12-1977 ⁽²⁾	A L ⁽⁷⁾ 2 7
4-1-1978	A W 10 2
4-2-1978	A L 6 10
4-30-1978	H W 11 4
3-24-1979	A W 3 1
3-25-1979	A L 6 7
4-14-1979	H W 1 0
4-15-1979	H W 6 3
4-15-1980	H W 9 3
4-16-1980	H W 4 3
5-10-1980	A L 1 6
5-11-1980	A L 1 4
5-24-1980	\$ H W 6 2
5-25-1980	\$ H W 17 12
4-3-1981	A L 2 6
4-4-1981	A L 7 12
4-13-1981	H W ⁽¹¹⁾ 5 4
4-14-1981	H L 2 12
4-11-1982	H W 4 1
4-12-1982	H L 4 5
5-16-1982	A L 5 11
5-17-1982	A L 1 4
3-4-1983	H W 8 0
4-26-1983	H L ⁽¹⁰⁾ 3 8
4-30-1983	A W 8 1
5-1-1983	A L 3 4
4-26-1985	A L 2 14
4-27-1985	A L 6 11
4-28-1985	A L 5 6
5-14-1985	H L 6 12
5-15-1985	H L 6 8
5-16-1985	H L 3 8
4-25-1986	H W 16 5
4-26-1986	H W 9 5
4-27-1986	H L ⁽¹²⁾ 4 9
5-3-1986	A W 14 11
5-4-1986	A L 0 5
5-5-1986	A W 7 6
4-20-1987	H W 5 3
4-21-1987	H W 7 3
5-2-1987	A W 5 3
5-3-1987	A W 8 7
4-22-1988	H W 7 6
4-23-1988	H L 7 11
4-24-1988	H W 8 5
4-30-1988	A W 5 2
5-1-1988	A L 6 7
3-31-1989	H W 7 1
4-1-1989	H W 12 6
4-2-1989	H W 9 6
4-20-1989	A W 5 3

4-21-1989	A L 3 8
4-22-1989	A L 1 7
3-31-1990	N5 W 6 0
4-1-1990	H W ⁽¹¹⁾ 6 5
4-2-1990	H W 9 0
4-12-1990	A L 2 21
5-6-1990 ⁽¹⁾	A L 4 5
5-6-1990 ⁽²⁾	A L ⁽⁷⁾ 3 7
3-22-1991	A L 4 12
3-23-1991	A L 10 11
3-24-1991	A W 5 3
3-28-1991	H W ⁽⁷⁾ 7 5
4-4-1991	H W 10 1
4-25-1991	H W 7 6
3-26-1992	A L 6 8
4-8-1992	H W 5 3
4-21-1992	H W 10 9
4-6-1993	H W 17 3
4-7-1993	A W 9 8
4-21-1993	H W ⁽¹¹⁾ 8 7
5-12-1993	A L 5 8
3-16-1994	H L 4 7
4-6-1994	A W 7 2
4-13-1994	A L ⁽¹⁷⁾ 4 5
4-20-1994	H L 3 4
3-28-1995	A L 2 4
4-4-1995	H W 7 2
4-12-1995	H W 11 1
4-26-1995	A W 18 6
4-3-1996	A W 4 2
4-10-1996	H W 11 0
4-17-1996	H W 8 0
4-23-1996	A W 7 5
4-2-1997	H L 3 11
4-9-1997	A W 15 1
4-16-1997	H W 12 9
4-23-1997	A L 16 38
4-1-1998	A W 6 4
4-14-1999	A W 8 7
4-21-1999	H W 5 4
4-12-2000	H L 3 6
4-19-2000	A L ⁽¹²⁾ 8 9
3-3-2001	H L 8 21
4-4-2001	A W 7 4
4-18-2001	A L 3 9
4-25-2001	H L 1 2
3-2-2002	A W 9 7
3-3-2002	H W ⁽¹⁰⁾ 11 10
4-17-2002	H L 6 8
4-24-2002	A W 4 1
6-19-2002	! N6 L 4 12
6-21-2002	! N6 L 2 10
3-1-2003	H W 8 0
3-2-2003	A L 4 6
4-2-2003	A W 4 2
4-9-2003	H W 4 2
3-6-2004	A L 2 5
3-7-2004	H L ⁽¹⁰⁾ 7 8
4-7-2004	H W 9 4
4-14-2004	A W 13 5
3-12-2005	H L 3 6
3-13-2005	A L 5 6
4-13-2005	H W 12 2
4-20-2005	A W 7 5
3-4-2006	A L 2 6
3-5-2006	H W 6 4
4-5-2006	A W 3 2
4-12-2006	H W 10 5
3-3-2007	H L 0 12
3-4-2007	A L 2 3
4-18-2007	A L 2 4
4-25-2007	H W 14 5
3-1-2008	A L 1 10
3-2-2008	H L 1 5
4-9-2008	A L 1 7
4-16-2008	H L 0 6
2-28-2009	H L 1 3
4-7-2009	A L 6 7
4-8-2009	H W 7 5
4-22-2009	A W 12 2
3-5-2010	H W 4 3
3-6-2010	N5 L 5 7
3-7-2010	A W 19 6
6-25-2010	! N6 L 1 5
6-26-2010	! N6 L 3 4

* - ACC regular-season game; \$ - NCAA Regional; ! - College World Series; N1 - Anderson, SC; N2 - Orangeburg, SC; N3 - Sumter, SC; N4 - Spartanburg, SC; N5 - Greenville, SC; N6 - Omaha, NE

Virginia				
Overall:	102-41			
at Clemson:	52-10			
at Doug Kingsmore Stadium:	40-8			
at Virginia:	40-24			
at Neutral:	10-7			
ACC Regular-Season Games:	92-34			
ACC Tournament Games:	10-7			
One-Run Games:	13-13			
Extra-Inning Games:	4-1			
Under Jack Leggett:	31-21			
Longest CU Win Streak:	31 ⁽¹⁹⁸⁵⁻⁹⁶⁾			
Longest UVA Win Streak:	8 ⁽²⁰⁰⁵⁻⁰⁷⁾			
Biggest CU Win:	26-4 ⁽¹⁹⁷⁷⁾			
Biggest UVA Win:	19-1 ⁽¹⁹⁸⁵⁾			
Date	Site	W-L	CU	Op
4-7-1955	* H W	3	2	
4-8-1955	* H W	11	8	
3-30-1956	* A L	3	7	
3-31-1956	* A L	6	9	
3-29-1957	* H L	2	6	
5-11-1957	* A L	3	8	
4-4-1958	* H W	10	1	
4-14-1958	* A W	10	4	
3-27-1959	* H W	13	1	
4-15-1959	* A L	3	4	
4-8-1960	* H W	15	5	
4-19-1960	* A W	6	2	
4-1-1961	* H W	23	9	
4-22-1961	* A W	10	6	
4-16-1962 ⁽¹⁾	* A W ⁽⁷⁾	11	2	
4-16-1962 ⁽²⁾	* A L	5	7	
4-12-1963	* A L	4	5	
4-13-1963	* A W	10	4	
3-27-1964	* H W	9	1	
3-28-1964	* H L	9	11	
4-20-1965 ⁽¹⁾	* A W	5	2	
4-20-1965 ⁽²⁾	* A L	0	1	
4-11-1966	* H W	8	4	
4-12-1966	* H W	18	3	
5-10-1967	* A W	7	2	
5-11-1967	* A W	2	0	
3-29-1968	* H W	6	4	
4-11-1969 ⁽¹⁾	* H W ⁽¹²⁾	12	5	
4-11-1969 ⁽²⁾	* H W ⁽⁷⁾	9	3	
5-16-1969	* A L	0	2	
4-19-1970 ⁽¹⁾	* A W ⁽⁷⁾	5	3	
4-19-1970 ⁽²⁾	* A L ⁽⁷⁾	1	5	
5-10-1970	* H W	6	2	
5-6-1971	* H L	5	16	
5-7-1971	* H W	5	2	
5-6-1972 ⁽¹⁾	* A L ⁽⁷⁾	3	4	
5-6-1972 ⁽²⁾	* A L ⁽⁷⁾	2	5	
5-7-1972	* A L	2	5	
4-6-1973	* H L ⁽¹⁰⁾	4	6	
4-15-1973	* A W	11	3	
4-21-1973	+ N1 W	3	1	
4-19-1974 ⁽¹⁾	* H W ⁽¹⁶⁾	3	2	
4-19-1974 ⁽²⁾	* H L ⁽⁷⁾	1	2	
4-26-1974	+ N2 L	2	3	
4-27-1974	+ N2 W	9	6	
4-4-1975	* H W	4	2	
4-18-1975	* A W	6	3	

4-16-1976	* H W	9	0
4-17-1976	* H W	9	3
4-16-1977	* A W	8	3
4-17-1977	* A W	26	4
3-16-1978	* H W	14	4
3-17-1978	* H W	4	3
4-25-1979	* A W	10	4
4-17-1980	* H W	3	1
4-18-1980	* H W	6	5
4-18-1981	* A W	11	7
4-19-1981	* A W	11	5
4-17-1982	* H W	9	1
4-18-1982	* H W	18	6
4-23-1982	+ N1 L	4	6
4-14-1983	* A W	8	1
4-20-1983	+ N1 W	12	5
3-15-1984	* H W	6	2
3-16-1984	* H W	7	2
4-19-1984	+ N3 W	7	6
3-28-1985	* A L	1	19
4-20-1985	+ N4 W	10	8
3-12-1986	* H W	15	4
3-13-1987	* H W	6	4
3-14-1987	* H W	9	2
4-13-1987	* A W	11	4
3-12-1988	* H W	9	6
5-2-1988	* A W	8	3
5-3-1988	* A W	6	0
3-11-1989	* H W	10	4
3-12-1989	* H W	8	2
4-14-1989	* A W	8	0
4-20-1990	* A W	12	6
4-21-1990	* A W	19	3
4-22-1990	* A W	8	0
5-13-1990	+ N5 W	7	3
5-15-1991	* H W	5	2
3-16-1991	* H W	15	1
3-17-1991	* H W	12	8
5-14-1991	+ N5 W ⁽¹¹⁾	7	4
3-20-1992	* A W	8	6
3-21-1992	* A W	5	3
3-22-1992	* A W	8	2
5-9-1992	+ N5 W ⁽¹⁰⁾	3	2
3-12-1993	* H W	15	1
4-1-1994	* A W	3	2
4-2-1994	* A W	11	6
4-3-1994	* A W	11	4
4-7-1995	* H W	5	4
4-8-1995	* H W	9	0
4-9-1995	* H W	5	2
3-29-1996	* A W	8	1
3-30-1996	* A L	2	3
3-31-1996	* A W	9	3
5-17-1996	+ N3 L	2	4
3-14-1997	* H W	3	2
3-15-1997	* H W	6	1
3-16-1997	* H W	7	3
4-3-1998	* A W	9	7
4-4-1998	* A L	6	7
4-5-1998	* A W	15	6
5-1-1999 ⁽¹⁾	* H L	3	9
5-1-1999 ⁽²⁾	* H W ⁽¹¹⁾	5	4
5-2-1999	* H W	12	5

5-13-2000 ⁽¹⁾	* A W	9	7
5-13-2000 ⁽²⁾	* A L	0	11
5-14-2000	* A W	20	9
5-17-2000	+ N6 W	9	5
5-20-2000	+ N6 W	12	5
5-12-2001 ⁽¹⁾	* H W	8	1
5-12-2001 ⁽²⁾	* H W	17	1
5-13-2001	* H W	5	4
5-16-2001	+ N6 L	3	7
5-11-2002	* A W	15	4
5-12-2002	* A W	15	2
5-13-2002	* A W	5	3
4-4-2003	* H W	9	4
4-5-2003	* H L	1	4
4-6-2003	* H W	9	2
4-9-2004	* A L	1	5
4-10-2004 ⁽¹⁾	* A L	3	4
4-10-2004 ⁽²⁾	* A L	1	3
4-15-2005	* H W	13	4
4-16-2005	* H W	3	2
4-17-2005	* H L	2	9
5-25-2005	+ N7 L	1	8
5-28-2005	+ N7 L	4	5
3-17-2006	* A L	1	2
3-18-2006	* A L	2	10
3-19-2006	* A L	4	7
4-20-2007	* H L	3	5
4-21-2007	* H L	0	3
4-22-2007	* H W	2	1
5-21-2009	+ N3 L	5	6
3-26-2010	* A L	3	4
3-27-2010 ⁽¹⁾	* A W	8	5
3-27-2010 ⁽²⁾	* A L	1	3

* - ACC regular-season game; + - ACC Tournament; N1 - Chapel Hill, NC; N2 - Raleigh, NC; N3 - Durham, NC; N4 - Atlanta, GA; N5 - Greenville, SC; N6 - Fort Mill, SC; N7 - Jacksonville, FL

Virginia Tech				
Overall:	34-22-2			
at Clemson:	21-7-1			
at Doug Kingsmore Stadium:	15-2			
at Virginia Tech:	8-13-1			
at Neutral:	5-2			
ACC Regular-Season Games:	15-3			
ACC Tournament Games:	0-1			
One-Run Games:	6-6			
Extra-Inning Games:	2-0-1			
Under Jack Leggett :	18-4			
Longest CU Win Streak:	11 ⁽²⁰⁰⁵⁻⁰⁸⁾			
Longest VAT Win Streak:	4 ⁽¹⁹¹⁶⁻²⁵⁾			
Biggest CU Win:	11-0 ⁽¹⁹⁶⁶⁾			
Biggest VAT Win:	20-6 ⁽¹⁹⁸⁵⁾			
Date	Site	W-L	CU	Op
4-5-1902	N1	W	9	0
4-13-1916	H	W⁽⁷⁾	11	1
4-14-1916	H	L	3	4
5-1-1916	A	L	7	10
4-25-1923	H	L	4	12
5-8-1925	H	L	1	4
3-22-1948	H	T⁽¹⁰⁾	8	8
5-26-1950	N2	W	1	0



Game Results vs. 2011 Opponents

5-22-1954	^	H	L	10	11
5-24-1954	^	A	L	1	7
3-21-1966		H	W	11	0
3-22-1966		H	W	9	6
5-16-1967 ⁽¹⁾		A	W ⁽⁷⁾	6	1
5-16-1967 ⁽²⁾		A	L ⁽⁷⁾	2	4
3-22-1968		H	L ⁽⁶⁾	2	6
3-23-1968		H	W	2	1
3-21-1969		H	W	5	4
3-22-1969		H	W ⁽⁷⁾	5	4
5-14-1969		A	L	2	3
5-15-1969		A	L	1	8
3-18-1970	N3	W ⁽⁸⁾	5	4	
3-19-1970	N3	W ⁽⁷⁾	6	3	
5-13-1970		A	L	5	14
5-14-1970		A	L	0	1
5-15-1971		A	W ⁽⁷⁾	6	4
3-17-1972	N3	W	6	4	
3-18-1972	N3	L	3	4	
5-7-1979		A	L	8	12
5-3-1980		H	L	2	4
5-4-1980		H	W	8	0
3-17-1984		H	L	3	7
3-18-1984		H	W	6	2
3-19-1984		H	W	8	0
3-15-1985		A	T ⁽⁸⁾	4	4
3-16-1985		A	L	7	14
3-17-1985		A	L	6	20
3-8-1996		H	W	8	4
3-9-1996		H	W	6	2
3-10-1996		H	W	4	0
5-8-2005		*	A	L	7
5-9-2005		*	A	W	7
5-10-2005		*	A	W	6
4-28-2006		*	H	W	11
4-29-2006		*	H	W	11
4-30-2006		*	H	W	7
4-6-2007		*	A	W	6
4-7-2007		*	A	W	8
4-8-2007		*	A	W ⁽¹⁰⁾	5
4-25-2008		*	H	W	13
4-26-2008		*	H	W	8
4-27-2008		*	H	W	10
4-17-2009		*	A	L	2
4-18-2009		*	A	L	3
4-19-2009		*	A	W	8
3-19-2010		*	H	W	3
3-20-2010⁽¹⁾		*	H	W	5
3-20-2010⁽²⁾		*	H	W	13
5-28-2010		+ N2	L	8	9

^ - NCAA District III play-in game (not counted as NCAA Tournament game);
 * - ACC regular-season game; + - ACC Tournament; N1 - Charleston, SC; N2 - Greensboro, NC; N3 - Statesboro, GA

Wake Forest

Overall:.....	119-49-1		
at Clemson:.....	59-18-1		
at Doug Kingsmore Stadium:.....	47-7		
at Wake Forest:.....	46-27		
at Neutral:.....	14-4		
ACC Regular-Season Games:.....	102-37-1		
ACC Tournament Games:.....	12-5		
One-Run Games:.....	26-11		
Extra-Inning Games:.....	10-2		
Under Jack Leggett :.....	40-17		
Longest CU Win Streak:.....	18 ⁽¹⁹⁸⁴⁻⁹⁰⁾		
Longest WFU Win Streak:.....	6 ^(1921-52,98-99)		
Biggest CU Win:.....	26-1 ⁽²⁰⁰⁶⁾		
Biggest WFU Win:.....	20-4 ⁽¹⁹⁶²⁾		
Date	Site	W-L	CU Op
4-30-1901	H	W	14 1
4-21-1903	H	W	18 3
4-25-1913	H	L	1 6
4-16-1918	H	W	7 2
4-21-1921	H	L	3 5
5-26-1950	N1	L	2 14
5-5-1951	H	L ⁽¹⁰⁾	8 12
4-7-1952	H	L	5 12
4-8-1952	H	L	14 16
4-15-1952	A	L	7 11
4-15-1954	*	A	W 5
4-20-1954	*	A	W 3
4-25-1955	*	A	L 4 11
5-6-1955	*	H	L 11 15
4-14-1956	H	T ⁽⁴¹⁻²⁾	6 6
5-7-1956	*	A	L ⁽⁸⁾ 0 14
4-13-1957	H	L	6 9
4-23-1957	*	A	L 1 9

4-17-1958	*	H	W	12	8
4-26-1958	*	A	L	4	5
4-1-1959	*	H	W	4	3
4-25-1959	*	A	W	6	5
5-16-1959	^	N2	W	4	2
5-2-1960⁽¹⁾	*	H	W	15	5
5-2-1960⁽²⁾	*	H	L ⁽⁷⁾	2	3
4-8-1961	*	H	L	0	5
5-5-1961	*	A	L	3	4
4-20-1962	*	H	W	6	4
5-4-1962	*	A	L	4	20
5-14-1962	%	N3	W	6	0
4-26-1963	*	A	L	5	14
5-4-1963	*	H	L	8	14
4-25-1964	*	A	L ⁽¹¹⁾	3	4
5-1-1964	*	H	L	0	3
4-24-1965	*	H	W	9	5
5-8-1965	*	A	W	2	0
4-5-1966	*	H	W	7	3
4-23-1966	*	A	L	5	6
4-14-1967	*	A	W	8	2
4-6-1968⁽¹⁾	*	H	W ⁽⁷⁾	11	0
4-6-1968⁽²⁾	*	H	W ⁽⁷⁾	9	0
5-10-1968	*	A	W ⁽¹⁰⁾	2	0
4-8-1969 ⁽¹⁾	*	A	W ⁽⁷⁾	4	3
4-8-1969 ⁽²⁾	*	A	L ⁽⁷⁾	0	11
5-9-1969	*	H	W	7	6
4-4-1970⁽¹⁾	*	H	W ⁽⁷⁾	2	1
4-4-1970⁽²⁾	*	H	W ⁽⁷⁾	5	0
5-15-1970	*	A	W	9	5
4-3-1971	*	H	W	2	1
5-14-1971	*	A	W	9	1
4-8-1972⁽¹⁾	*	H	W ⁽⁷⁾	2	0
4-8-1972⁽²⁾	*	H	W ⁽⁷⁾	4	3
5-5-1972	*	A	L	8	9
3-27-1973	*	A	W	7	0
4-9-1973	*	H	W	5	3
4-20-1973	+	N4	W	10	3
4-6-1974	*	A	W	7	0
4-20-1974	*	H	W	12	3
4-19-1975	*	A	W	7	2
4-20-1975	*	A	W	6	1
4-26-1975	+	N4	W	15	1
3-31-1976 ⁽¹⁾	*	N5	W	7	5
3-31-1976 ⁽²⁾	*	N5	W	4	2
4-23-1976	+	H	W	2	0
3-19-1977	*	A	W	11	6
3-20-1977	*	A	W	13	12
4-23-1977	+	H	L	4	5
4-24-1977	+	H	L	9	22
3-12-1978	*	H	W	8	1
3-13-1978	*	H	W	11	3
4-24-1978	+	H	W	7	2
4-8-1979	*	A	W ⁽¹⁶⁾	8	6
4-9-1979	*	A	W	13	7
3-14-1980	*	H	W ⁽¹⁰⁾	5	4
4-11-1980	*	A	L	4	5
4-22-1980	+	N6	W	4	0
3-20-1981	*	A	L	6	7
4-5-1981	*	H	W ⁽¹¹⁾	6	5
4-24-1981	+	N4	W ⁽¹⁰⁾	6	5
3-14-1982	*	H	W	13	1
3-26-1983	*	H	W	8	4
4-16-1983	*	A	L	2	7
4-6-1984	*	A	W	13	1
4-14-1984	*	H	W	9	3
3-23-1985	*	A	W	10	9
3-24-1985	*	A	W	7	4
3-29-1986	*	H	W	7	1
3-30-1986	*	H	W	22	2
5-14-1986	+	N7	W ⁽¹⁴⁾	6	5
4-10-1987	*	A	W	12	6
4-11-1987	*	A	W	13	11
4-16-1987	*	H	W	13	3
5-13-1987	+	N8	W	11	4
4-10-1988	*	A	W	8	7
4-16-1988	*	H	W	11	7
4-17-1988	*	H	W	8	5
3-19-1989	*	A	W	11	0
3-20-1989	*	A	W	6	2
4-9-1989	*	H	W	6	3
3-9-1990	*	H	W	10	4
3-10-1990	*	H	L	1	3
3-11-1990	*	H	W	11	8
3-9-1991 ⁽¹⁾	*	A	L ⁽⁷⁾	10	11
3-9-1991 ⁽²⁾	*	A	W ⁽⁷⁾	13	7
3-10-1991	*	A	W	11	5
5-12-1991	+	N8	W	7	2
3-7-1992⁽¹⁾	*	H	W ⁽⁷⁾	7	2
3-7-1992⁽²⁾	*	H	W ⁽⁸⁾	2	1

3-8-1992	*	H	W	7	5
3-6-1993 ⁽¹⁾	*	A	L ⁽⁷⁾	1	3
3-6-1993 ⁽²⁾	*	A	W ⁽⁷⁾	4	1
3-7-1993	*	A	W	8	5
3-4-1994	*	H	W	5	4
5-3-1994	*	H	W	5	4
3-6-1994	*	H	W	8	6
3-17-1995	*	A	W	10	7
3-18-1995	*	A	W	4	3
3-19-1995	*	A	W	10	5
4-5-1996	*	H	W	9	5
4-6-1996	*	H	W	6	0
4-7-1996	*	H	L	7	8
3-28-1997	*	A	L	2	11
3-29-1997	*	A	W	10	9
3-30-1997	*	A	W	18	7
5-14-1997	+	N9	W	8	6
3-27-1998	*	H	W	10	2
3-28-1998	*	H	W	6	5
3-29-1998	*	H	L	2	8
3-26-1999	*	A	L	1	5
3-27-1999	*	A	L	6	11
3-28-1999	*	A	L	2	10
5-20-1999	+	N7	L	3	6
5-22-1999	+	N7	L	5	9
4-15-2000 ⁽¹⁾	*	H	W ⁽¹²⁾	6	5
4-15-2000⁽²⁾	*	H	W	5	4
4-16-2000	*	H	L	4	6
3-23-2001	*	A	W ⁽¹²⁾	4	1
3-24-2001	*	A	L	3	12
3-25-2001	*	A	W	9	1
4-26-2002	*	H	L	2	4
4-27-2002	*	H	W	5	3
4-28-2002	*	H	W	4	0
5-25-2002	+	N9	W	8	6
5-15-2003	*	A	W	6	2
5-16-2003	*	A	W	14	3
5-17-2003	*	A	W	4	13
3-26-2004	*	H	W	13	6
3-27-2004	*	H	W	7	4
3-28-2004	*	H	W	6	5
5-13-2005	*	A	W	4	1
5-14-2005	*	A	W ⁽¹¹⁾	17	14
5-15-2005	*	A	W	6	5
5-18-2006	*	H	W	26	1
5-19-2006	*	H	W	6	0
5-20-2006	*	H	W	7	3
5-24-2006	+	N10	W ⁽⁷⁾	13	1
4-13-2007	*	A	W	6	2
4-14-2007	*	A	L	5	6
4-15-2007	*	A	W	5	4
5-25-2007	+	N10	L	2	3
3-8-2008	*	A	L	11	13
3-9-2008 ⁽¹⁾	*	A	L	3	5
3-9-2008 ⁽²⁾	*	A	W	12	11
3-13-2009⁽¹⁾	*	H	W	4	1
3-13-2009⁽²⁾	*	H	W	6	1
3-15-2009	*	H	W	7	3
5-14-2010	*	A	L	5	9
5-15-2010	*	A	W	17	5
5-16-2010	*	A	L	2	1

2010 REVIEW

TIGERS REACHED THE FINAL FOUR OF THE COLLEGE WORLD SERIES

With this swing and subsequent home run against Auburn in the championship game of the Auburn Regional on June 7, Kyle Parker became the first Division I athlete in history to total 20 passing touchdowns and 20 homers in the same academic year. It was also key in Clemson's 13-7 victory that propelled the Tigers to the Clemson Super Regional and the Final Four of the College World Series.



Clemson Made 12th Trip to the CWS

Clemson made its 12th trip to the College World Series and its sixth appearance in the last 16 years. The Tigers won their first two games over Arizona State (6-3) and Oklahoma (6-4) before falling twice to South Carolina (5-1, 4-3). Clemson also made it to Omaha in 1995, 1996, 2000, 2002, and 2006 under Head Coach Jack Leggett.

Clemson's NCAA Tournament Leaders

John Hinson was Clemson's hottest hitter in the NCAA Tournament. The sophomore, who was named to the All-College World Series team, was 21-for-44 (.477) with five homers, one double, one triple, 13 RBIs, 13 runs, four walks, and three steals in 11 games. Freshman Richie Shaffer added three long balls and 12 RBIs. As a team, Clemson batted .313 with 12 homers, 22 doubles, three triples, and eight steals in the NCAA Tournament.

The pitching staff had a 4.04 ERA and .276 opponents' batting average. In 98.0 innings pitched over 11 games, the staff yielded just 28 walks against 77 strikeouts, good for a 2.75-to-1 strikeout-to-walk ratio. In three starts and one relief appearance, Scott Weismann was 3-0 with a 2.45 ERA, while Casey Harman was 2-2 with a 2.73 ERA.

Clemson's CWS Streak Continued

With Clemson's appearance in the 2010 College World Series, the Tigers' streak of going no more than three years in a row without a CWS appearance continued. That means that every Tiger since the freshman class of 1988 who has been in the program and been on the postseason roster for four consecutive years has made at least one trip to Omaha. The last time the Tigers went four straight years without a trip to Omaha was 1987-90.

Only three other schools have current streaks as long as the Tigers. Miami (FL) has not gone more than three years in a row without making it to Omaha since 1970-73, while Cal State Fullerton (1971-74) and Louisiana State (1982-85) also have streaks longer than the Tigers'.

Tigers Played in Ninth Super Regional

Clemson made its ninth super regional appearance in the 12th year of the super regional format in 2010. Since 1999, Clemson has missed playing in a super regional just three times (2003,04,08). Clemson has been to the NCAA Tournament every year since 1987, with the exception of the 2008 season.

Clemson is tied for fourth in the nation in super regional appearances. Cal State Fullerton, Florida State, and Miami (FL) have all been to 10 super regionals, while Clemson is tied with Rice for fourth. In terms of all-time wins in regional and super regional play, the Tigers have 93, seventh-most in NCAA history.

Super Regional Appearances			
Rk	Team	SR	*CWS
1.	Cal State Fullerton	10	6
	Florida State	10	4
	Miami (FL)	10	6
4.	Clemson	9	4
	Rice	9	6
6.	Louisiana State	8	4
	South Carolina	8	4
8.	Stanford	7	6
	Texas	7	5
10.	Arizona State	6	3

* - 1999-10



Wilson Boyd, who had a 14-game hitting streak in March, was one of six Tigers who had a double-digit hitting streak in 2010.

Tigers Earned 35th NCAA Tournament Bid

Clemson played in its 35th all-time NCAA Regional in 2010. The 35 appearances are sixth-most in NCAA history, trailing only Texas (54), Florida State (48), Miami (FL) (39), Oklahoma State (37), and Southern California (36).

Worth Noting

- Clemson had 22 come-from-behind wins in 2010.
- Six Tigers combined for eight double-digit hitting streaks in 2010. The six players were Brad Miller (20,10), Mike Freeman (18,14), Wilson Boyd (14), John Hinson (14), Will Lamb (11), and John Nester (11).
- Kyle Parker, who was the #26 overall pick of the 2010 Major League draft, was the only first-round draft pick who was a member of one of the eight teams that made it to the 2010 College World Series.

Polls

The Tigers moved up four spots to #4 in the final **Collegiate Baseball** poll after going 2-2 in the College World Series to close the season. Clemson also moved up 16 spots to #4 in the final **Sports Weekly** coaches poll and #10 in the final **Baseball America** ranking after not being ranked in the top 25 of its previous poll.

With Clemson's final top-25 ranking, it marked the 37th week in a row the Tigers were ranked in the top 25 of at least one of the three major polls dating to the start of the 2009 season. Clemson has also had at least one final top-25 ranking in 14 of Head Coach Jack Leggett's first 17 seasons in Tigertown.

Strength of Schedule #5

In 2010, Clemson had an unofficial strength of schedule of #5 according to WarrenNolan.com. Clemson had a 25-17 record against teams with an RPI of 50 or better. Only three other schools had more top-50 RPI wins than the Tigers. There were 301 schools that played Division I baseball in 2010.

Tigers Captured ACC Atlantic Division Title

Thanks to a regular-season-ending sweep over #7 Florida State at Doug Kingsmore Stadium from May 20-22, the Tigers captured their first ACC Atlantic Division title since 2006 and their second overall since the league was split into divisions in 2006. Clemson finished in a tie with Florida State at 18-12, but the Tigers claimed the division championship thanks to the three-game sweep over the Seminoles.

On Base

Hits...walks...hit-by-pitches. When it came to those three cumulative categories, Clemson had one of its best seasons in recent history. In 70 games, the Tigers totaled 764 hits, 375 walks, and 60 hit-by-pitches. That adds to 1,199 times on base, an average of 17.1 per game. It was better than the 2002 team's mark of 17.0. That squad featured the likes of Khalil Greene, Jeff Baker, and Michael Johnson. The 2010 mark was the best by a Tiger team since 1999 (18.2).

Tigers Set School Record For Grand Slams

Clemson totaled nine grand slams in 2010, most in school history. Furthermore, eight different Tigers accounted for the nine grand slams. The nine grand slams broke the previous Clemson record of six, held by the 1991 and 2004 teams. The national record for grand slams in one season is 12, set by Oklahoma State in 1996.

The Tigers pulled off a rare feat of hitting two grand slams at #15 South Carolina on March 7, 2010. Chris Epps and Phil Pohl both hit grand slams in Clemson's 19-6 win. It was the first time the Tigers hit two grand slams in one game since March 3, 1991. That day, the Tigers did so in a 17-5 win over Louisiana-Lafayette at Las Vegas, NV.

When Brad Miller hit a grand slam against #16 Alabama in the Clemson Super Regional on June 13, he became the first Tiger to hit two grand slams in one season since 2006, when Andy D'Alessio hit two. D'Alessio also hit two grand slams in 2005.

Theft


Clemson stole 106 bases (1.5 per game) in 2010, a big reason the Tigers averaged 8.6 runs per contest. The Tigers reached the 100 stolen-base mark for the first time since 2006, when that team swiped 107 bases. Furthermore, it was only the second time in the last 10 seasons that a Tiger team stole 100 bases in a season. John Hinson had a team-high 25 stolen bases, while Chris Epps (16), Will Lamb (14), and Mike Freeman (11) also totaled double-digit steals.

Tigers Among Nation's Best in Turning Double Plays

Clemson turned 81 double plays in 2010, tying the school record also held by the 1995 team. Second-baseman Mike Freeman played a big role in Clemson turning 81 double plays in 2010. He was involved in 63 of the 81 double plays. Freeman was also a big reason Clemson was second in the nation and first in the ACC in double plays in 2010.

Clemson #7 in the Nation in Average Attendance

A total of 164,285 fans were in attendance for Clemson's 35 home dates in 2010, an average of 4,694 per date. That figure was seventh in the nation and highest in the ACC. It was also the fourth-best figure in Tiger history. Clemson's top-10 figure marked the 17th straight top-20 national standing and ninth in a row in the top 10.



Mike Freeman was involved in 63 of Clemson's school-record-tying 81 double plays turned in 2010.

Three Tigers Named to All-ACC Team

Three Tigers were named First or Second-Team All-ACC in 2010. Junior outfielder Kyle Parker was the Tigers' lone First-Team All-ACC selection, while senior second-baseman Mike Freeman and junior outfielder Jeff Schaus were named Second-Team All-ACC. The team was compiled by a vote of the 12 ACC head coaches.

It was the second time Parker was named First-Team All-ACC, as he received that same honor as a freshman in 2008. Parker became the first two-time, First-Team All-ACC player at Clemson since Kris Harvey accomplished the same feat in 2004 and 2005. Schaus was also a First-Team All-ACC selection as a sophomore in 2009.

In 2010, Parker hit .344 with a team-high 20 homers, 15 doubles, 64 RBIs, 85 runs, a .656 slugging percentage, 56 walks, a .478 on-base percentage, and four steals in 67 games. Schaus batted .320 with 15 homers, 14 doubles, two triples, an ACC-high 87 RBIs, 69 runs, and nine steals in 70 games. Freeman hit .331 with eight homers, 24 doubles, one triple, 57 RBIs, 68 runs, and 11 steals along with an outstanding .975 fielding percentage.

Six Tigers Picked in Major League Draft

Six Tigers were taken in the 2010 Major League draft from June 7-9. Junior outfielder and first-baseman Kyle Parker was a first-round draft selection (#26 overall pick) of the Colorado Rockies, becoming Clemson's first first-round draft pick since 2007, when lefthander Daniel Moskos was picked #4 overall by the Pittsburgh Pirates. Parker was also the 14th first-round draft pick in Tiger history.

On day-two of the draft, senior second-baseman Mike Freeman was picked in the 11th round (#331 overall pick) by the Arizona Diamondbacks. It was the third time Freeman was taken in the Major League draft, as he was also selected in 2006 and 2009. Fellow infielder and sophomore John Hinson was taken in the 13th round (#411 overall pick) by the Philadelphia Phillies, junior outfielder Jeff Schaus was picked in the 27th round (#810 overall pick) by the Cleveland Indians, and junior lefthander Casey Harman was chosen in the 29th round (#880 overall pick) by the Chicago Cubs.

On day-three of the draft, junior catcher and first-baseman John Nester was drafted in the 39th round (#1175 overall pick) by the Oakland Athletics.

With the six selections, Jack Leggett has had a total of 84 players drafted in his 17 seasons as head coach at Clemson. Fifteen of those 84 players were drafted twice, meaning a Tiger has been drafted 99 times in his tenure. Thirteen more Tigers have signed free-agent contracts as well.

2010 Tiger Draftees				
#	Player, Pos.	Cl.	Rd	Pick
11	Kyle Parker, OF/1B	Jr.	1	26
5	Mike Freeman, 2B	Sr.	11	331
4	John Hinson, INF	*So.	13	411
3	Jeff Schaus, OF	Jr.	27	810
36	Casey Harman, LHP	Jr.	29	880
17	John Nester, C/1B	Jr.	39	1175

* - spent one season as a red-shirt player

Frederick Saved Both Wins in Omaha

Alex Frederick recorded two saves in the 2010 NCAA Tournament, both of which came in the College World Series in wins over #1 Arizona State and #6 Oklahoma. Only three other Tigers have recorded two career saves in NCAA Tournament play. And only one (Dave Woessner) had two saves in a single NCAA Tournament (1977). David Tripp (1988-90) and Jeff Sauve (1992-95) also had two career saves in the NCAA Tournament.

Harman Tossed Complete Game in Auburn Regional

Casey Harman pitched his first career complete game in Clemson's 5-2 win over #14 Auburn in the Auburn Regional on June 5. In fact, in his previous 64 appearances (30 starts), he had never pitched more than 7.2 innings. But against the SEC Tigers in front of a hostile crowd, the junior lefthander pitched a gem to earn one of two spots on the Auburn Regional All-Tournament team.

In 9.0 innings pitched, he allowed just five hits, two runs, and one walk with eight strikeouts while keeping the potent Auburn offense off-balance during the entire game. Auburn entered the regional first in the nation in homers, second in slugging percentage, seventh in batting average, and ninth in runs per game. He also limited Auburn to 0-for-11 with runners on base and 0-for-9 with two outs.

Perhaps the most impressive aspect of his outing was the fact that Harman allowed just three Auburn baserunners to advance past first base, including one on a controversial hit-by-pitch that enabled the runner on first base to advance to second base. It was also the only complete game by a Tiger pitcher in 2010.

Hinson Belted Three Homers in One Game

John Hinson had a career day in Clemson's 22-4 victory over USC Upstate at Doug Kingsmore Stadium on April 21. He entered the game mired in an 0-for-14 slump, but he broke out of it in a big way. The third-baseman went 5-for-6 with three home runs and seven RBIs. He hit a solo homer in the second inning, a three-run homer in the third inning, and another three-run home run in the sixth inning.

Hinson became the 13th player in school history to hit three home runs in one game. The last Tiger to do it was his teammate Kyle Parker, who hit three long balls in the second game of a doubleheader at Wake Forest on March 9, 2008.

Hinson Had an NCAA Tourney to Remember

John Hinson was 21-for-44 (.477) with five homers, one double, one triple, 13 RBIs, 13 runs, an .886 slugging percentage, four walks, a .531 on-base percentage, and three steals in 11 NCAA Tournament games. His 21 hits set a school record for a single NCAA Tournament.

After earning MVP honors of the Auburn Regional, Hinson was 5-for-12 (.417) with two homers, five RBIs, five runs, two walks, and a steal in the three games of the Clemson Super Regional. Then in the College World Series, he was 7-for-16 (.438) with a triple, three RBIs, three runs, one walk, and two steals in four games and was named to the All-College World Series team.

Parker Moved Up the Tiger Home Run Charts

Junior outfielder and first-baseman Kyle Parker hit 20 home runs in 67 games in 2010. He hit .344 with 85 hits, 20 homers, one triple, 15 doubles, 64 RBIs, 85 runs, and four stolen bases along with a .656 slugging percentage and .478 on-base percentage. Of his 64 RBIs, 37 were two-out RBIs. He was named First-Team All-ACC in 2010, the second time he received that accolade. Parker was also named First-Team All-ACC as a freshman in 2008.

The 20 homers in 2010 gave him 46 career long balls, eighth-most in Clemson history. His 20 homers in 2010 were also 10th-most in a season in Tiger history. In 2009, Parker set the Clemson record for fewest games required to reach 25 career homers, as he did so in only 103 games. He totaled his 46 career home runs in 187 games.

Parker, who completed his red-shirt freshman campaign on the gridiron in 2009, led the Tigers to a 9-5 record, an appearance in the ACC Championship game, and a win over Kentucky in the Music City

Bowl. The signal-caller threw for 2,526 yards on 205-369 passing and added 20 touchdowns in starting all 14 games. He was also a second-team freshman All-American by CollegeFootballNews.com.

Parker First to Join the "20-20" Club

In the winter of 2010, Kyle Parker privately told Head Football Coach Dabo Swinney that his goal for the 2009-10 academic year was a "20-20."

He had already thrown 20 touchdown passes on the football team, helping the Tigers to a top-25 final ranking and the ACC Atlantic Division title. He wanted to match that with 20 homers on the diamond, and thereby help Clemson to an ACC baseball title. After helping Clemson win the ACC Atlantic Division title on the diamond in late May thanks to a three-game sweep of #7 Florida State, he reached the 20-homer mark against #14 Auburn in the Auburn Regional Championship game on June 7 when he hit a three-run homer in the first inning.

Research that included contacting every Division I school that plays college football revealed that no student-athlete had ever achieved even a "20-15" in the same academic year, or any other year for that matter. On April 21, Parker hit a grand slam in the second inning of Clemson's 22-4 victory over USC Upstate. It was his 15th long ball of the year.

Only two other Division I football-baseball athletes in history have recorded a "20-10" (passing touchdowns and homers). Rodney Peete (Southern California) had 21 passing touchdowns in the fall of 1987, then hit 12 home runs for the Trojan baseball team in the spring of 1988. Josh Fields (Oklahoma State) had 21 passing touchdowns in the fall of 2003, then hit 10 homers in the spring of 2004.

Parker a First-Team All-American

Junior Kyle Parker was named a first-team All-American by **Baseball America**, becoming Clemson's first All-American on the diamond since 2006. He also earned second-team All-America honors from **Baseball America** and NCBWA along with third-team All-America accolades from ABCA. Parker, who was a freshman All-American on the gridiron earlier in the 2009-10 academic year when he led the Tigers to a 9-5 record and an ACC Atlantic Division title, hit .344 with 20 homers, 15 doubles, one triple, 64 RBIs, 85 runs, a .656 slugging percentage, 56 walks, nine hit-by-pitches, a .478 on-base percentage, and four steals in 67 games in 2010. He also totaled 46 career home runs, eighth-most in school history.

At #14 Auburn in the Auburn Regional Championship game on June 7, he clobbered his 20th home run of the season to become the first Division I athlete in history to accumulate 20 passing touchdowns and 20 home runs in the same academic year. That same day, he was drafted in the first round (#26 overall pick) of the Major League draft by the Colorado Rockies.

Schaus Led the ACC in RBIs

Junior outfielder Jeff Schaus was Clemson's lone All-ACC player in 2009. In 2010, he was named a Second-Team All-ACC outfielder thanks to hitting .320 with 15 homers, 14 doubles, two triples, 87 RBIs, 69 runs, and nine stolen bases in 70 games. Schaus, who led the ACC in RBIs, was the only Tiger to play and start all 70 games in 2010. In fact, Schaus has never missed a game, as he has played in all 195 games from 2008-10 and has missed just two starts (one in 2008 and one in 2009). His 87 RBIs also tied for second-most in a season in Tiger history and were fourth-most in the nation in 2010.

In his three-year career, Schaus is hitting .319 with 41 doubles, four triples, 31 homers, 168 RBIs, 170 runs, a .411 on-base percentage thanks to more walks (107) than strikeouts (83), and 22 stolen bases. He is also a career .334 hitter in ACC regular-season games.

Schaus earned a spot on the Auburn Regional All-Tournament team after going 6-for-18 (.333) with a double, five RBIs, and three runs in four games. Then in the Clemson Super Regional, he was 9-for-15 (.600) with two doubles and five RBIs. In 11 NCAA Tournament games in 2010, Schaus was 17-for-46 (.370) with three doubles and 12 RBIs.

Tiger Tidbits

Clemson's Record...

In All Games:	45-25
In Home Games:	29-9
In Road Games:	10-11
In Neutral-Site Games:	6-5
In All ACC Regular-Season Games:	18-12
In Home ACC Regular-Season Games:	12-3
In Road ACC Regular-Season Games:	6-9
In All Non-ACC Regular-Season Games:	19-7
In Home Non-ACC Regular-Season Games:	15-5
In Road Non-ACC Regular-Season Games:	2-1
In Neutral Non-ACC Regular-Season Games:	2-1
In ACC Tournament Games:	1-2
In NCAA Tournament Games:	7-4
In February:	6-0
In March:	12-7
In April:	7-9
In May:	13-5
In June:	7-4
On Monday:	3-0
On Tuesday:	5-2
On Wednesday:	4-4
On Thursday:	2-0
On Friday:	8-7
On Saturday:	14-7
On Sunday:	9-5
After a Loss:	14-10
Against Top-25 Teams:	13-12
Against Top-10 Teams:	7-7
Against Top-5 Teams:	2-7
In Day Games:	29-9
In Night Games:	16-16
Against Lefty Starters:	17-14
Against Righty Starters:	28-11
In 1-Run Games:	6-11
In 2-Run Games:	4-6
In 3-Run Games:	6-0
When Scoring First:	29-11
When Leading at the End of 7 Innings:	37-3
When Trailing at the End of 7 Innings:	5-16
When Tied at the End of 7 Innings:	3-6
When Leading at the End of 8 Innings:	43-1
When Trailing at the End of 8 Innings:	1-18
When Tied at the End of 8 Innings:	1-6
In Extra Innings:	2-3
When Scoring 5 or More Runs:	42-11
When Allowing Less Than 5 Runs:	20-8
When Out-Hitting Opponents:	33-2
When Clemson Had 10 or More Hits:	34-7
When Clemson Hit a Home Run:	33-15
When Clemson Committed 0 or 1 Errors:	24-18

Inning-By-Inning Scoring


Team	1	2	3	4	5	6	7	8	9	Ex.
Clemson	71	95	61	65	84	65	50	74	28	7
Opponents	35	45	53	45	41	33	53	43	33	4

Tiger Multiple Hit Game Leaders

#	Player	2	3	4	5+	Total
5	Mike Freeman	19	8	2	--	29
3	Jeff Schaus	20	8	1	--	29
11	Kyle Parker	17	9	--	--	26
4	John Hinson	16	7	1	1	25
13	Brad Miller	16	4	2	1	23
12	Wilson Boyd	11	5	--	--	16
30	Will Lamb	9	4	1	--	14
8	Richie Shaffer	9	2	--	--	11
17	John Nester	9	--	--	--	9
26	Chris Epps	6	2	--	--	8
18	Addison Johnson	6	1	--	--	7
Totals		148	51	7	2	208

Tiger Multiple RBI Game Leaders

#	Player	2	3	4	5+	Total
3	Jeff Schaus	12	10	1	2	25
4	John Hinson	8	9	--	2	19
11	Kyle Parker	12	6	1	--	19
13	Brad Miller	8	2	1	1	12
12	Wilson Boyd	8	1	1	1	11
5	Mike Freeman	4	3	2	1	10
8	Richie Shaffer	3	5	1	--	9
30	Will Lamb	5	4	--	--	9
9	Phil Pohl	2	1	2	--	5
18	Addison Johnson	4	1	--	--	5
2	Jason Stolz	5	--	--	--	5
Totals		74	45	10	8	137



Casey Harman's complete game victory at Auburn on June 5 was instrumental in Clemson's postseason run to the College World Series.

Batting

#	Player	Avg	GP-GS	AB	R	H	2B	3B	HR	RBI	TB	Slg%	BB	HP	SO	GDP	OB%	SF	SH	SB-SBA
13	Brad Miller	.357	69-69	252	71	90	19	4	8	49	141	.560	50	2	43	3	.458	6	3	9-11
4	John Hinson	.351	67-57	251	60	88	9	1	17	75	150	.598	26	2	48	1	.410	4	1	25-30
11	Kyle Parker	.344	67-67	247	85	85	15	1	20	64	162	.656	56	9	60	4	.478	2	0	4-6
5	Mike Freeman	.331	69-69	299	68	99	24	1	8	57	149	.498	33	4	57	3	.397	7	2	11-12
3	Jeff Schaus	.320	70-70	284	69	91	14	2	15	87	154	.542	32	8	26	3	.397	6	1	9-10
12	Wilson Boyd	.301	65-62	229	47	69	14	0	5	46	98	.428	42	1	34	3	.407	3	1	2-6
26	Chris Epps	.221	56-41	172	45	38	8	1	3	16	57	.331	46	2	59	2	.389	1	0	16-23
----- Others -----																				
8	Richie Shaffer	.323	48-44	158	45	51	11	0	7	36	83	.525	18	7	36	1	.409	3	0	2-2
30	Will Lamb	.289	52-42	173	42	50	6	2	4	36	72	.416	23	4	30	0	.381	2	4	14-14
22	Spencer Kieboom	.263	30-13	57	10	15	5	0	0	10	20	.351	6	0	7	4	.333	0	2	0-0
18	Addison Johnson	.256	54-17	82	16	21	1	2	2	14	32	.390	16	3	17	3	.392	1	1	8-8
17	John Nester	.245	52-41	143	20	35	9	0	2	24	50	.350	20	7	33	1	.356	4	2	2-3
2	Jason Stolz	.222	37-22	81	10	18	3	0	1	14	24	.296	3	3	20	1	.270	2	2	4-6
9	Phil Pohl	.212	35-17	66	12	14	7	1	1	19	26	.394	4	7	18	0	.321	1	0	0-1
37	Kevin Caughman	.000	4-0	2	0	0	0	0	0	0	0	.000	0	1	0	2	.333	0	0	0-0
CLEMSON		.306	70-70	2496	600	764	145	15	93	547	1218	.488	375	60	488	31	.403	42	19	106-132
OPPONENTS		.279	70-70	2454	385	684	125	11	72	353	1047	.427	230	53	486	66	.350	22	39	61-81

LOB - Team (569), Opp (535). DPs turned - Team (81), Opp (49). IBB - Team (4), Boyd 1, Parker 1, Pohl 1, Schaus 1, Opp (7).

Note: **Bold** denotes returning player.

Pitching

#	Player	ERA	W-L	APP	GS	CG	SHO/CBO	SV	IP	H	R	*ER	BB	SO	AB	O/BA	WP	HBP	BK
36	Casey Harman	3.79	8-4	19	19	1	0/2	0	121.0	115	58	51	34	105	461	.249	4	12	0
33	Scott Weismann	4.90	9-2	19	18	0	0/0	0	97.1	102	65	53	34	73	380	.268	4	3	1
----- Others -----																			
32	Kevin Kyle	3.00	0-1	13	0	0	0/0	0	12.0	10	8	4	5	5	45	.222	0	3	0
20	Scott Firth	3.58	2-1	16	4	0	0/0	0	32.2	43	21	13	12	25	138	.312	2	3	1
39	Alex Frederick	3.75	7-2	33	1	0	0/0	4	62.1	63	28	26	28	54	232	.272	6	4	0
19	Kevin Brady	4.58	1-0	22	2	0	0/0	1	37.1	47	23	19	8	45	149	.315	1	3	0
29	David Haselden	4.61	4-4	22	1	0	0/1	2	41.0	47	24	21	13	29	165	.285	2	5	1
42	Josh Thrailkill	4.63	0-0	10	0	0	0/0	0	11.2	12	7	6	1	12	46	.261	1	1	0
6	Dominic Leone	4.78	3-2	22	10	0	0/1	0	58.1	69	41	31	22	40	236	.292	6	9	2
30	Will Lamb	5.02	4-4	18	10	0	0/0	2	52.0	57	34	29	25	30	199	.286	3	6	0
44	Tomas Cruz	5.36	3-3	24	0	0	0/1	3	40.1	48	24	24	18	27	158	.304	4	2	0
51	Joseph Moorefield	5.79	0-0	6	0	0	0/0	0	4.2	5	3	3	5	4	16	.313	0	0	0
28	Jonathan Meyer	5.90	2-1	20	0	0	0/0	2	29.0	34	20	19	8	23	120	.283	2	1	0
15	Mike Kent	7.80	1-1	6	2	0	0/0	0	15.0	15	14	13	10	8	59	.254	1	0	0
23	Justin Sarratt	11.12	1-0	6	3	0	0/1	0	11.1	17	15	14	7	6	50	.340	2	1	0
	CLEMSON	4.69	45-25	70	70	1	2/2	14	626.0	684	385	326	230	486	2454	.279	38	53	5
	OPPONENTS	7.76	25-45	70	70	2	0/0	9	607.2	764	600	524	375	488	2496	.306	82	60	22

PB - Team (9), Nester 6, Pohl 2, Kieboom 1, Opp (22). Pickoffs - Team (10), Frederick 3, Brady 2, Weismann 2, Harman 1, Nester 1, Sarratt 1, Opp (21). IBB - Team (7), Frederick 3, Cruz 2, Haselden 1, Meyer 1, Opp (4).

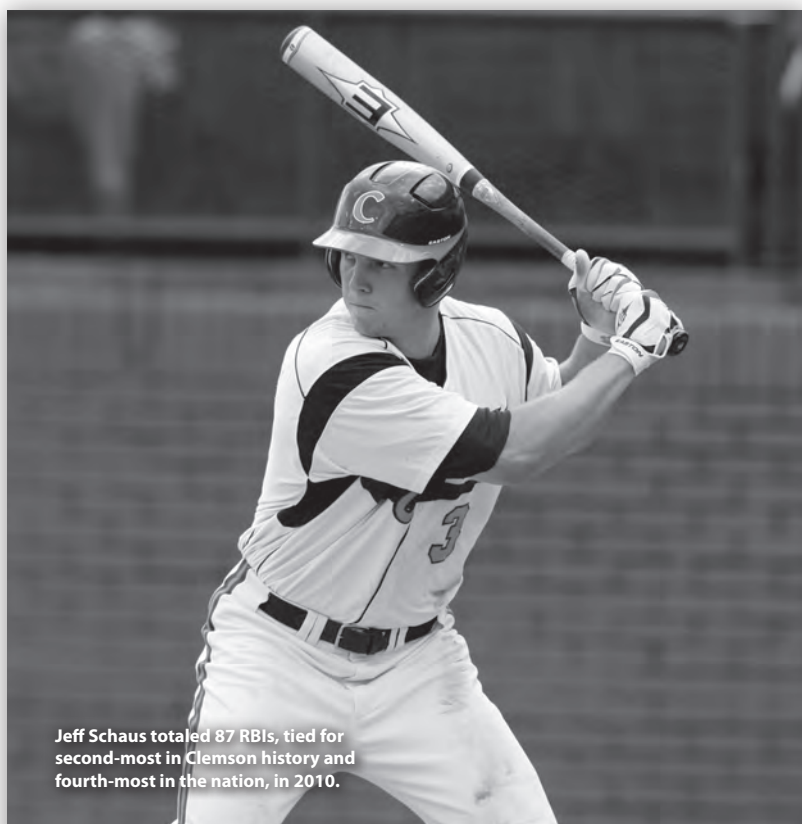
* - Clemson had no team unearned runs

Note: **Bold** denotes returning player.

Fielding

#	Player	GP-GS	C	PO	A	E	Fld %	DP
8	Richie Shaffer	48-44	327	307	20	0	1.000	41
19	Kevin Brady	22-2	8	2	6	0	1.000	0
29	David Haselden	22-1	6	3	3	0	1.000	0
28	Jonathan Meyer	20-0	5	1	4	0	1.000	0
42	Josh Thrailkill	10-0	5	3	2	0	1.000	0
32	Kevin Kyle	13-0	3	2	1	0	1.000	0
15	Mike Kent	6-2	1	0	1	0	1.000	0
22	Spencer Kieboom	30-13	125	113	11	1	.992	3
11	Kyle Parker	67-67	152	144	6	2	.987	5
26	Chris Epps	56-41	74	71	2	1	.986	1
12	Wilson Boyd	65-62	113	111	0	2	.982	0
30	Will Lamb	61-50	284	262	16	6	.979	24
17	John Nester	52-41	311	277	27	7	.977	4
9	Phil Pohl	35-17	130	114	13	3	.977	4
5	Mike Freeman	69-69	363	143	211	9	.975	63
18	Addison Johnson	54-17	61	59	0	2	.967	0
36	Casey Harman	19-19	27	7	19	1	.963	3
3	Jeff Schaus	70-70	103	94	4	5	.951	0
39	Alex Frederick	33-1	18	3	14	1	.944	1
33	Scott Weismann	19-18	16	3	12	1	.938	2
4	John Hinson	67-57	142	36	95	11	.923	10
2	Jason Stolz	37-22	72	16	49	7	.903	9
13	Brad Miller	69-69	302	99	171	32	.894	47
44	Tomas Cruz	24-0	9	2	6	1	.889	0
23	Justin Sarratt	6-3	5	2	2	1	.800	0
20	Scott Firth	16-4	13	1	9	3	.769	0
6	Dominic Leone	22-10	15	3	8	4	.733	1
CLEMSON		70-70	2690	1878	712	100	.963	81
OPPONENTS		70-70	2583	1823	659	101	.961	49

Note: **Bold** denotes returning player.



Jeff Schaus totaled 87 RBIs, tied for second-most in Clemson history and fourth-most in the nation, in 2010.

45-25 Overall, 18-12 ACC Regular Season, 1-2 ACC Tournament, 7-4 NCAA Tournament, 29-9 Home, 10-11 Away, 6-5 Neutral, 29-9 Day, 16-16 Night, 6-11 One-Run Games, 2-3 Extra Innings, 13-12 vs. Top-25 Teams

Date	Opponent (Rank)	W-L	Score	Site	CU Rank	Clemson Pitcher	Opp. Pitcher	Time	CU R-H-E	Opp. R-H-E	Attendance
2-19	Miami (OH)	W	11 - 0	H	15 - 16 - 15	• Harman (1-0)	• Melling (0-1)	2:36	11 - 13 - 0	0 - 2 - 1	5,915
2-20	# Michigan State	W	10 - 2	N1	15 - 16 - 15	• Weismann (1-0)	• Bucciferro (0-1)	2:37	10 - 10 - 1	2 - 8 - 1	3,563
2-21	Furman	W	8 - 5	H	15 - 16 - 15	• Brady (1-0)	• Benton (0-1)	2:42	8 - 10 - 2	5 - 7 - 6	5,539
2-26	Wright State	W	4 - 3	H	15 - 15 - 15	• Harman (2-0)	• Kaminsky (0-1)	2:54	4 - 6 - 2	3 - 9 - 1	3,884
2-27	Wright State	W	8 - 6	H	15 - 15 - 15	Haselden (1-0)	Schum (0-2)	2:36	8 - 9 - 3	6 - 6 - 3	4,690
2-28	Wright State	W	12 - 6	H	15 - 15 - 15	• Lamb (1-0)	• Friedman (0-1)	3:17	12 - 12 - 2	6 - 13 - 2	4,027
3-3	Dayton	W ⁽¹⁰⁾	6 - 5	H	13 - 12 - 9	Cruz (1-0)	Mitchem (0-3)	3:14	6 - 13 - 3	5 - 6 - 2	3,268
3-5	South Carolina (15-22-23)	W	4 - 3	^H	13 - 12 - 9	Haselden (2-0)	Roth (0-1)	2:28	4 - 8 - 0	3 - 8 - 0	6,346
3-6	# South Carolina (15-22-23)	L	5 - 7	N1	13 - 12 - 9	Cruz (1-1)	Price (1-0)	3:15	5 - 8 - 0	7 - 9 - 1	7,105
3-7	South Carolina (15-22-23)	W	19 - 6	A	13 - 12 - 9	• Weismann (2-0)	• Webb (0-1)	3:23	19 - 14 - 2	6 - 10 - 3	8,214
3-11	Gardner-Webb	W	13 - 2	H	12 - 13 - 7	• Sarraatt (1-0)	• Scarborough (0-2)	2:47	13 - 12 - 3	2 - 7 - 5	3,111
3-13	* N.C. State ⁽¹⁾	W	12 - 7	H	12 - 13 - 7	• Harman (3-0)	• Mazzoni (2-1)	2:59	12 - 13 - 3	7 - 10 - 3	-----
3-13	* N.C. State ⁽²⁾	W	12 - 6	H	12 - 13 - 7	Leone (1-0)	Tzamtzis (1-1)	3:23	12 - 10 - 2	6 - 12 - 2	4,895
3-14	* N.C. State	W	7 - 6	H	12 - 13 - 7	Meyer (1-0)	Sasser (2-1)	2:59	7 - 9 - 1	6 - 6 - 1	3,663
3-16	Charlotte	L	10 - 11	A	11 - 10 - 7	Cruz (1-2)	Lawson (1-0)	3:27	10 - 9 - 2	11 - 11 - 2	1,832
3-17	Georgia Southern	W	22 - 6	^H	11 - 10 - 7	Kent (1-0)	• Beck (0-3)	3:30	22 - 21 - 3	6 - 9 - 0	3,409
3-19	* Virginia Tech	W	3 - 0	^H	11 - 10 - 7	• Harman (4-0)	• Wright (2-3)	2:40	3 - 4 - 1	0 - 1 - 3	3,862
3-20	* Virginia Tech ⁽¹⁾	W	5 - 2	H	11 - 10 - 7	• Lamb (2-0)	• Hahn (4-1)	2:43	5 - 12 - 1	2 - 10 - 0	-----
3-20	* Virginia Tech ⁽²⁾	W	13 - 8	^H	11 - 10 - 7	• Weismann (3-0)	• Mantiply (2-1)	3:27	13 - 13 - 5	8 - 13 - 1	5,580
3-23	Elon	L	10 - 15	^H	12 - 6 - 5	Firth (0-1)	Ferrer (2-1)	3:30	10 - 12 - 5	15 - 16 - 2	3,496
3-24	Elon	L ⁽¹⁰⁾	3 - 4	^H	12 - 6 - 5	Meyer (1-1)	Girdwood (2-0)	3:00	3 - 6 - 1	4 - 10 - 1	3,851
3-26	* Virginia (1-2-2)	L	3 - 4	^A	12 - 6 - 5	Haselden (2-1)	Wilson (3-1)	2:53	3 - 9 - 1	4 - 9 - 0	2,305
3-27	* Virginia ⁽¹⁾ (1-2-2)	W	8 - 5	A	12 - 6 - 5	• Lamb (3-0)	Mayberry (0-1)	3:27	8 - 9 - 2	5 - 10 - 2	3,540
3-27	* Virginia ⁽²⁾ (1-2-2)	L	1 - 3	^A	12 - 6 - 5	• Weismann (3-1)	• Winiarski (3-0)	2:30	1 - 7 - 1	3 - 6 - 0	3,012
3-31	Coastal Carolina (14-15-15)	L ⁽¹¹⁾	3 - 4	^H	16 - 13 - 10	Haselden (2-2)	Fleet (3-1)	3:47	3 - 5 - 4	4 - 10 - 0	5,609
4-2	* Boston College	W	15 - 2	^H	16 - 13 - 10	• Harman (5-0)	• Dennhardt (1-5)	3:08	15 - 15 - 0	2 - 6 - 1	6,064
4-3	* Boston College	L	5 - 11	^H	16 - 13 - 10	• Lamb (3-1)	• Dean (5-0)	2:53	5 - 10 - 0	11 - 14 - 0	5,587
4-4	* Boston College	W	14 - 9	H	16 - 13 - 10	Haselden (3-2)	Moran (2-4)	3:36	14 - 14 - 0	9 - 14 - 2	3,925
4-6	Georgia	W	15 - 5	^A	16 - 15 - 11	• Leone (2-0)	• Swegman (0-2)	3:17	15 - 15 - 3	5 - 10 - 3	3,783
4-7	Georgia	W	14 - 6	^H	16 - 15 - 11	Meyer (2-1)	• Hawkins (0-2)	3:05	14 - 13 - 1	6 - 9 - 0	6,346
4-9	** Duke	L	9 - 10	^A2	16 - 15 - 11	Frederick (0-1)	Knott (2-0)	2:43	9 - 12 - 1	10 - 12 - 0	788
4-10	** Duke	W ⁽¹¹⁾	11 - 5	A2	16 - 15 - 11	Cruz (2-2)	Knott (2-1)	3:31	11 - 12 - 2	5 - 10 - 2	1,418
4-11	** Duke	L	2 - 7	A2	16 - 15 - 11	• Lamb (3-2)	• Bebout (4-0)	2:43	2 - 9 - 0	7 - 10 - 0	819
4-14	Western Carolina	L	5 - 7	^H	17 - 16 - 16	Kent (1-1)	Chilcoat (1-0)	3:08	5 - 4 - 1	7 - 11 - 1	3,990
4-16	* Georgia Tech (5-6-5)	L ⁽¹⁰⁾	6 - 8	^A	17 - 16 - 16	Haselden (3-3)	Robinson (4-0)	2:44	6 - 10 - 0	8 - 12 - 1	2,448
4-17	* Georgia Tech (5-6-5)	L	3 - 4	A	17 - 16 - 16	• Weismann (3-2)	• Cumpston (6-0)	2:14	3 - 9 - 0	4 - 9 - 2	2,491
4-18	* Georgia Tech (5-6-5)	L	3 - 11	A	17 - 16 - 16	• Lamb (3-3)	• Bradley (5-2)	2:51	3 - 8 - 1	11 - 17 - 0	2,687
4-21	South Carolina-Upstate	W	22 - 4	^H	NR - NR - 20	• Haselden (4-3)	• Brannon (2-7)	2:55	22 - 18 - 2	4 - 8 - 2	3,752
4-23	* North Carolina	L	3 - 5	^H	NR - NR - 20	• Harman (5-1)	• HARVEY (5-2)	2:39	3 - 6 - 1	5 - 9 - 0	5,391
4-24	* North Carolina ^N	W	10 - 6	H	NR - NR - 20	Frederick (1-1)	Morin (5-2)	2:58	10 - 13 - 0	6 - 13 - 1	5,118
4-25	* North Carolina	L	3 - 4	H	NR - NR - 20	Lamb (3-4)	• Johnson (4-3)	2:59	3 - 8 - 1	4 - 9 - 2	4,777
5-1	Florida Gulf Coast	L	2 - 4	^H	NR - NR - 25	Haselden (4-4)	• Sale (7-0)	2:40	2 - 6 - 0	4 - 12 - 2	4,017
5-2	Florida Gulf Coast ⁽¹⁾	W	9 - 3	H	NR - NR - 25	• Weismann (4-2)	• Erath (5-2)	2:51	9 - 12 - 0	3 - 9 - 1	-----
5-2	Florida Gulf Coast ⁽²⁾	W	7 - 6	H	NR - NR - 25	Frederick (2-1)	Barnes (2-2)	3:07	7 - 15 - 3	6 - 13 - 0	4,745
5-4	Florida Gulf Coast	W	14 - 2	H	NR - NR - 24	• Frederick (3-1)	• Nathanson (4-3)	2:53	14 - 15 - 3	2 - 6 - 1	4,056
5-7	* Maryland	W	18 - 6	^A	NR - NR - 24	• Harman (6-1)	• Harman (4-8)	3:05	18 - 18 - 1	6 - 12 - 1	541
5-8	* Maryland	W	12 - 8	A	NR - NR - 24	Frederick (4-1)	Dischert (0-1)	3:29	12 - 17 - 5	8 - 14 - 3	908
5-9	* Maryland	W	7 - 5	A	NR - NR - 24	Cruz (3-2)	Kolarek (1-3)	3:10	7 - 7 - 2	5 - 8 - 2	517
5-11	# Furman	W	12 - 1	^N1	NR - NR - 22	• Firth (1-1)	• Benton (0-5)	2:58	12 - 14 - 0	1 - 6 - 2	3,417
5-14	* Wake Forest	L	5 - 9	^A	NR - NR - 22	• Harman (6-2)	• Stadler (3-3)	2:58	5 - 9 - 1	9 - 10 - 2	803
5-15	* Wake Forest	W	17 - 5	A	NR - NR - 22	• Weismann (5-2)	• Dimock (2-9)	3:05	17 - 14 - 0	5 - 11 - 4	679
5-16	* Wake Forest	L	2 - 11	A	NR - NR - 22	• Leone (2-1)	• Cooney (4-6)	2:36	2 - 4 - 2	11 - 14 - 0	802
5-18	Presbyterian College	W	8 - 2	^H	NR - NR - 22	• Firth (2-1)	• Harmon (2-8)	2:34	8 - 9 - 0	2 - 11 - 1	3,968
5-20	* Florida State (7-11-8)	W	9 - 8	^H	NR - NR - 22	Frederick (5-1)	Parker (3-1)	3:17	9 - 17 - 3	8 - 10 - 2	4,181
5-21	* Florida State (7-11-8)	W	8 - 4	^H	NR - NR - 22	• Weismann (6-2)	• Busch (4-1)	2:43	8 - 11 - 0	4 - 5 - 0	4,495
5-22	* Florida State (7-11-8)	W	8 - 3	H	NR - NR - 22	Frederick (6-1)	• Gast (6-3)	2:59	8 - 8 - 1	3 - 6 - 0	5,108
5-26	+ N.C. State	L	8 - 13	^N3	25 - 16 - 18	Frederick (6-2)	• Sogard (2-2)	3:25	8 - 11 - 1	13 - 16 - 2	4,893
5-28	+ Virginia Tech (18-NR-25)	L	8 - 9	N3	25 - 16 - 18	Kyle (0-1)	Rowen (5-1)	2:56	8 - 7 - 2	9 - 13 - 4	3,419
5-29	+ Georgia Tech (11-9-6)	W	9 - 3	N3	25 - 16 - 18	• Lamb (4-4)	• Bradley (9-4)	2:55	9 - 13 - 0	3 - 10 - 1	3,725
6-4	\$ Southern Mississippi	W	10 - 1	N4	NR - 16 - 20	• Weismann (7-2)	• Copeland (11-1)	2:27	10 - 12 - 0	1 - 6 - 3	2,875
6-5	\$ Auburn (14-14-16)	W	5 - 2	^A	NR - 16 - 20	• HARMAN (7-2)	• Dayton (8-3)	2:24	5 - 8 - 1	2 - 5 - 1	4,096
6-6	\$ Auburn (14-14-16)	L	10 - 11	A	NR - 16 - 20	Cruz (3-3)	Hubbard (6-2)	3:08	10 - 15 - 0	11 - 17 - 2	3,326
6-7	\$ Auburn (14-14-16)	W	13 - 7	A	NR - 16 - 20	Frederick (7-2)	• Jacobs (0-3)	3:30	13 - 14 - 1	7 - 18 - 0	4,096
6-12	¶ Alabama (NR-16-NR)	L	4 - 5	^H	NR - 13 - 20	• Harman (7-3)	• Nelson (9-3)	2:41	4 - 11 - 2	5 - 10 - 0	6,346
6-13	¶ Alabama (NR-16-NR)	W	19 - 5	^H	NR - 13 - 20	• Weismann (8-2)	• Morgan (7-5)	3:15	19 - 20 - 1	5 - 10 - 1	6,024
6-14	¶ Alabama (NR-16-NR)	W	8 - 6	H	NR - 13 - 20	• Leone (3-1)	• Kilcrease (8-3)	2:52	8 - 16 - 3	6 - 8 - 2	5,250
6-21	! Arizona State (2-1-1)	W	6 - 3	N5	NR - 8 - 20	• Harman (8-3)	• Blair (12-1)	3:14	6 - 14 - 1	3 - 8 - 2	14,198
6-22	! Oklahoma ^c (11-6-13)	W	6 - 4	^N5	NR - 8 - 20	• Weismann (9-2)	• Shore (10-5)	3:26	6 - 6 - 1	4 - 8 - 1	21,527
6-25	! South Carolina (12-5-11)	L	1 - 5	^N5	NR - 8 - 20	• Leone (3-2)	• ROTH (2-1)	2:22	1 - 3 - 0	5 - 8 - 1	22,194
6-26	! South Carolina (12-5-11)	L	3 - 4	^N5	NR - 8 - 20	• Harman (8-4)	Price (4-1)	3:04	3 - 8 - 3	4 - 9 - 1	12,593

* - ACC regular-season game; #, N1 - Greenville, SC (Fluor Field); ^, A2 - Durham Bulls Athletic Park; +, N3 - ACC Tournament at Greensboro, NC; \$, N4 - NCAA Regional at Auburn, AL; ¶ - NCAA Super Regional at Clemson, SC; !, N5 - College World Series at Omaha, NE; ^ - due to inclement weather, game was completed on Apr. 25; ° - due to inclement weather, game was completed on June 23; ^ - night game; ° - decision came in a starting role; Note: Pitchers in ALL CAPS denotes a complete game; **bold** denotes a Clemson home game; rankings by **Baseball America**, **Collegiate Baseball**, **Sports Weekly**; official home attendance (35 dates): 164,285 (4,694 per date).



2010 BASEBALL CHAMPIONSHIP





2010 ACC Regular-Season Stats

Batting

#	Player	Avg	GP-GS	AB	R	H	2B	3B	HR	RBI	TB	Slg%	BB	HP	SO	GDP	OB%	SF	SH	SB-SBA
13	Brad Miller	.402	30-30	102	31	41	6	2	5	21	66	.647	30	1	20	0	.533	2	1	5-6
11	Kyle Parker	.356	27-27	101	34	36	9	0	8	26	69	.683	21	4	27	2	.480	1	0	1-1
4	John Hinson	.301	30-27	123	25	37	7	0	3	27	53	.431	10	0	25	0	.346	3	0	11-14
30	Will Lamb	.291	23-19	79	17	23	3	1	0	17	28	.354	11	1	19	0	.385	0	3	5-5
12	Wilson Boyd	.287	28-27	101	20	29	3	0	2	21	38	.376	17	1	14	1	.385	3	0	1-2
17	John Nester	.284	24-23	81	9	23	5	0	1	16	31	.383	13	4	16	1	.404	1	1	2-3
3	Jeff Schaus	.280	30-30	125	30	35	2	1	6	31	57	.456	13	2	11	0	.357	0	0	3-3
5	Mike Freeman	.271	30-30	129	25	35	9	0	2	19	50	.388	13	1	24	2	.333	4	0	4-4
26	Chris Epps	.173	22-18	75	16	13	4	0	0	5	17	.227	21	2	30	2	.367	0	0	6-10
----- Others -----																				
22	Spencer Kieboom	.500	4-0	4	2	2	0	0	0	0	2	.500	1	0	1	0	.600	0	0	0-0
2	Jason Stolz	.370	11-7	27	4	10	0	0	0	5	10	.370	0	0	6	0	.357	1	0	3-3
8	Richie Shaffer	.320	15-15	50	10	16	4	0	0	8	20	.400	4	2	19	0	.386	1	0	1-1
18	Addison Johnson	.300	23-10	40	7	12	1	2	0	9	17	.425	8	2	10	1	.431	1	0	4-4
9	Phil Pohl	.172	13-8	29	4	5	2	0	0	8	7	.241	2	4	9	0	.306	1	0	0-1
37	Kevin Caughmann	-----	1-0	0	0	0	0	0	0	0	0	-----	0	1	0	0	1.000	0	0	0-0
CLEMSON		.297	30-30	1066	234	317	55	6	27	213	465	.436	164	25	231	9	.397	18	5	46-57
OPPONENTS		.290	30-30	1041	182	302	54	5	34	167	468	.450	102	20	196	28	.361	11	20	28-39

LOB - Team (261), Opp (217). DPs turned - Team (33), Opp (14). IBB - Team (3), Boyd 1, Pohl 1, Schaus 1, Opp (4); Note: **Bold** denotes returning player.

Pitching

#	Player	ERA	W-L	APP	GS	CG	SHO/CBO	SV	IP	H	R	*ER	BB	SO	AB	O/BA	WP	HBP	BK
39	Alex Frederick	4.50	4-1	14	0	0	0/0	1	30.0	29	16	15	17	22	109	.266	4	2	0
36	Casey Harman	4.55	4-2	10	10	0	0/1	0	63.1	60	35	32	18	50	243	.247	2	6	0
33	Scott Weismann	5.66	3-2	10	10	0	0/0	0	55.2	59	39	35	21	43	214	.276	3	1	0
-----Others-----																			
51	Joseph Moorefield	0.00	0-0	1	0	0	0/0	0	0.1	0	0	0	2	0	0	-----	0	0	0
32	Kevin Kyle	2.45	0-0	5	0	0	0/0	0	3.2	4	5	1	2	0	16	.250	0	1	0
28	Jonathan Meyer	4.66	1-0	7	0	0	0/0	1	9.2	12	6	5	2	6	39	.308	1	1	0
6	Dominic Leone	5.40	1-1	7	4	0	0/0	0	21.2	26	18	13	8	14	85	.306	1	3	1
29	David Haselden	5.40	1-2	11	0	0	0/1	2	20.0	29	12	12	6	13	86	.337	0	2	1
15	Mike Kent	5.79	0-0	2	0	0	0/0	0	4.2	3	3	3	2	4	16	.188	0	0	0
30	Will Lamb	6.84	2-4	8	6	0	0/0	1	25.0	32	22	19	14	13	99	.323	1	3	0
44	Tomas Cruz	7.08	2-0	11	0	0	0/0	2	20.1	30	16	16	8	18	86	.349	3	0	0
42	Josh Thrailkill	8.31	0-0	4	0	0	0/0	0	4.1	7	4	4	1	6	20	.350	1	0	0
19	Kevin Brady	8.44	0-0	5	0	0	0/0	0	5.1	9	5	5	0	5	23	.391	0	1	0
20	Scott Firth	9.00	0-0	1	0	0	0/0	0	1.0	2	1	1	1	2	5	.400	0	0	0
CLEMSON		5.47	18-12	30	30	0	1/1	7	265.0	302	182	161	102	196	1041	.290	16	20	2
OPPONENTS		7.00	12-18	30	30	1	0/0	4	261.0	317	234	203	164	231	1066	.297	33	25	5

PB - Team (3), Nester 2, Pohl 1, Opp (8). Pickoffs - Team (4), Frederick 2, Nester 1, Weismann 1, Opp (10). IBB - Team (4), Frederick 2, Cruz 1, Haselden, Opp (3). * - Clemson had no team unearned runs; Note: **Bold** denotes returning player.



Career Stats of 2011 Players

Batting

#	Player	Avg	GP-GS	AB	R	H	2B	3B	HR	RBI	TB	Slg%	BB	HP	SO	GDP	OB%	SF	SH	SB-SBA
4	John Hinson	.328	106-82	338	70	111	9	2	18	86	178	.527	34	2	60	3	.387	6	3	30-36
8	Richie Shaffer	.323	48-44	158	45	51	11	0	7	36	83	.525	18	7	36	1	.409	3	0	2-2
3	Jeff Schaus	.319	195-193	744	170	237	41	4	31	168	379	.509	107	18	83	14	.411	11	3	22-31
13	Brad Miller	.316	135-135	490	120	155	25	5	11	85	223	.455	103	4	78	4	.432	9	8	25-32
30	Will Lamb	.284	79-53	229	50	65	9	2	4	42	90	.393	27	4	40	2	.366	2	4	18-19
2	Jason Stolz	.281	92-64	224	39	63	10	0	2	35	79	.353	19	7	46	5	.353	2	8	11-16
22	Spencer Kieboom	.263	30-13	57	10	15	5	0	0	10	20	.351	6	0	7	4	.333	0	2	0-0
18	Addison Johnson	.259	165-111	437	76	113	15	7	5	51	157	.359	55	10	89	6	.353	2	12	25-31
26	Chris Epps	.244	152-103	401	96	98	16	3	8	55	144	.359	101	7	123	5	.402	4	4	30-40
9	Phil Pohl	.203	75-37	133	21	27	11	1	2	22	46	.346	14	12	33	0	.331	1	2	0-1
37	Kevin Caughman	.000	4-0	2	0	0	0	0	0	0	0	.000	0	1	0	2	.333	0	0	0-0

Pitching

#	Player	ERA	W-L	APP	GS	CG	SHO/CBO	SV	IP	H	R	ER	BB	SO	AB	O/BA	WP	HBP	BK
20	Scott Firth	3.58	2-1	16	4	0	0/0	0	32.2	43	21	13	12	25	138	.312	2	3	1
39	Alex Frederick	3.75	8-2	39	1	0	0/0	4	72.0	74	33	30	32	62	270	.274	7	4	0
33	Scott Weismann	3.90	12-3	36	21	0	0/2	1	134.0	128	71	58	49	101	506	.253	6	4	1
19	Kevin Brady	3.94	1-0	26	5	0	0/1	1	48.0	56	25	21	13	53	189	.296	2	6	0
30	Will Lamb	4.26	4-4	33	11	0	0/1	3	74.0	79	40	35	33	45	285	.277	4	11	1
29	David Haselden	4.60	5-4	29	3	0	0/2	2	58.2	68	34	30	14	45	235	.289	3	6	1
6	Dominic Leone	4.78	3-2	22	10	0	0/1	0	58.1	69	41	31	22	40	236	.292	6	9	2
23	Justin Sarratt	5.37	6-5	62	12	0	0/3	1	112.1	139	81	67	27	71	447	.311	5	4	2
51	Joseph Moorefield	5.79	0-0	6	0	0	0/0	0	4.2	5	3	3	5	4	16	.313	0	0	0
28	Jonathan Meyer	5.90	2-1	20	0	0	0/0	2	29.0	34	20	19	8	23	120	.283	2	1	0
15	Mike Kent	7.80	1-1	6	2	0	0/0	0	15.0	15	14	13	10	8	59	.254	1	0	0

Note: Only includes stats of players while at Clemson.

ACC Tournament

#	Player	Avg	GP-GS	AB	R	H	2B	3B	HR	RBI	TB	Slg%	BB	HP	SO	GDP	OB%	SF	SH	SB-SBA
13	Brad Miller	.500	3-3	12	6	6	1	1	1	4	12	1.000	2	0	1	0	.571	0	0	0-0
5	Mike Freeman	.417	3-3	12	1	5	1	0	0	3	6	.500	2	0	3	0	.467	1	0	0-0
8	Richie Shaffer	.417	3-3	12	5	5	2	0	1	5	10	.833	0	0	0	0	.417	0	0	0-0
3	Jeff Schaus	.385	3-3	13	4	5	1	0	2	4	12	.923	0	1	1	1	.429	0	0	1-1
11	Kyle Parker	.231	3-3	13	5	3	0	0	1	1	6	.462	1	0	3	0	.286	0	0	0-0
18	Addison Johnson	.200	3-2	5	0	1	0	0	0	0	1	.200	2	1	1	1	.500	0	1	0-0
4	John Hinson	.167	3-3	12	1	2	0	0	0	2	2	.167	0	0	5	0	.154	1	0	1-1
----- Others -----																				
22	Spencer Kieboom	.750	2-1	4	2	3	0	0	0	0	3	.750	0	0	0	0	.750	0	0	0-0
30	Will Lamb	.167	2-1	6	1	1	0	0	1	3	4	.667	0	0	2	0	.167	0	0	0-0
26	Chris Epps	.000	2-1	4	0	0	0	0	0	1	0	.000	1	0	0	0	.200	0	0	0-0
17	John Nester	.000	2-2	5	0	0	0	0	0	0	0	.000	0	0	2	0	.000	0	0	0-0
2	Jason Stolz	.000	2-2	8	0	0	0	0	0	0	0	.000	0	0	4	1	.000	0	0	0-0
12	Wilson Boyd	----	1-0	0	0	0	0	0	0	0	0	----	0	0	0	0	----	0	0	0-0
9	Phil Pohl	----	2-0	0	0	0	0	0	0	0	0	----	0	0	0	0	----	0	0	0-0
	CLEMSON	.292	3-3	106	25	31	5	1	6	23	56	.528	8	2	22	3	.347	2	1	2-2
	OPPONENTS	.355	3-3	110	25	39	9	1	5	24	65	.591	11	1	26	1	.415	1	3	0-0

LOB - Team (16), Opp (23). DPs turned - Team (1), Opp (4). IBB - Team (0), Opp (1).

#	Player	ERA	W-L	APP	GS	CG	SHO/CBO	SV	IP	H	R	*ER	BB	SO	AB	O/BA	WP	HBP	BK
30	Will Lamb	2.84	1-0	1	1	0	0/0	0	6.1	6	2	2	2	4	24	.250	1	0	0
20	Scott Firth	4.50	0-0	1	0	0	0/0	0	4.0	5	2	2	0	1	15	.333	0	0	0
19	Kevin Brady	6.23	0-0	2	0	0	0/0	0	4.1	3	3	3	0	10	16	.188	0	1	0
36	Casey Harman	6.75	0-0	1	1	0	0/0	0	5.1	5	4	4	4	8	21	.238	0	0	0
33	Scott Weismann	15.00	0-0	1	1	0	0/0	0	3.0	6	6	5	2	0	14	.429	0	0	0
----- Others -----																			
6	Dominic Leone	13.50	0-0	1	0	0	0/0	0	0.2	4	1	1	0	2	6	.667	0	0	0
44	Tomas Cruz	18.00	0-0	1	0	0	0/0	0	1.0	3	2	2	1	0	3	1.000	0	0	0
32	Kevin Kyle	27.00	0-1	1	0	0	0/0	0	0.1	1	1	1	0	0	2	.500	0	0	0
39	Alex Frederick	36.00	0-1	2	0	0	0/0	0	1.0	4	4	4	1	1	7	.571	0	0	0
29	David Haselden	----	0-0	1	0	0	0/0	0	0.0	2	0	0	1	0	2	1.000	0	0	0
	CLEMSON	8.31	1-2	3	3	0	0/0	0	26.0	39	25	24	11	26	110	.355	1	1	0
	OPPONENTS	6.92	2-1	3	3	0	0/0	0	26.0	31	25	20	8	22	106	.292	4	2	2

PB - Team (0), Opp (0). Pickoffs - Team (0), Opp (0). IBB - Team (1), Cruz 1, Opp (0). * - Clemson had no team unearned runs

Note: Bold denotes returning player.

NCAA Tournament

#	Player	Avg	GP-GS	AB	R	H	2B	3B	HR	RBI	TB	Slg%	BB	HP	SO	GDP	OB%	SF	SH	SB-SBA
4	John Hinson	.477	11-11	44	13	21	1	1	5	13	39	.886	4	1	8	0	.531	0	0	3-4
3	Jeff Schaus	.370	11-11	46	6	17	3	0	0	12	20	.435	6	0	4	0	.434	1	0	2-2
5	Mike Freeman	.346	11-11	52	11	18	4	0	1	6	25	.481	2	1	12	1	.382	0	0	0-0
12	Wilson Boyd	.333	11-11	36	9	12	5	0	0	5	17	.472	8	0	4	1	.455	0	1	0-1
8	Richie Shaffer	.293	11-11	41	11	12	3	0	3	12	24	.585	5	1	5	0	.367	2	0	0-0
13	Brad Miller	.292	11-11	48	7	14	2	0	1	12	19	.396	3	0	5	1	.333	0	0	0-0
11	Kyle Parker	.244	11-11	41	11	10	1	1	1	7	16	.390	8	2	12	0	.385	1	0	0-1
22	Spencer Kieboom	.229	11-11	35	4	8	3	0	0	7	11	.314	3	0	5	4	.289	0	2	0-0
----- Others -----																				
26	Chris Epps	.286	8-4	21	4	6	0	1	0	1	8	.381	2	0	8	0	.348	0	0	2-3
18	Addison Johnson	.286	6-1	7	2	2	0	0	0	1	2	.286	2	0	1	0	.444	0	0	1-1
30	Will Lamb	.280	6-6	25	6	7	0	0	1	2	10	.400	1	1	2	0	.333	0	1	0-0
9	Phil Pohl	.000	3-0	2	0	0	0	0	0	0	0	.000	0	0	2	0	.000	0	0	0-0
2	Jason Stolz	.000	3-0	2	0	0	0	0	0	0	0	.000	0	0	2	0	.000	0	0	0-0
17	John Nester	.000	5-0	6	0	0	0	0	0	0	0	.000	0	0	1	0	.000	0	0	0-0
	CLEMSON	.313	11-11	406	85	127	22	3	12	78	191	.470	44	6	71	7	.385	4	4	8-12
	OPPONENTS	.276	11-11	387	53	107	24	1	15	49	178	.460	28	11	77	13	.342	1	5	4-6

LOB - Team (88), Opp (85). DPs turned - Team (16), Opp (9). IBB - Team (0), Opp (1).

#	Player	ERA	W-L	APP	GS	CG	SHO/CBO	SV	IP	H	R	*ER	BB	SO	AB	O/BA	WP	HBP	BK
33	Scott Weismann	2.45	3-0	4	3	0	0/0	0	18.1	16	6	5	5	10	72	.222	0	0	0
36	Casey Harman	2.73	2-2	4	4	1	0/0	0	29.2	29	13	9	4	27	112	.259	2	5	0
----- Others -----																			
51	Joseph Moorefield	0.00	0-0	1	0	0	0/0	0	1.0	0	0	0	0	2	3	.000	0	0	0
39	Alex Frederick	2.53	1-0	6	0	0	0/0	2	10.2	11	3	3	3	11	42	.262	0	1	0
42	Josh Thrailkill	4.50	0-0	2	0	0	0/0	0	2.0	2	1	1	0	2	8	.250	0	0	0
44	Tomas Cruz	5.06	0-1	3	0	0	0/0	0	5.1	4	3	3	5	5	20	.200	1	1	0
6	Dominic Leone	5.23	1-1	4	2	0	0/0	0	10.1	11	7	6	5	6	42	.262	2	1	1
30	Will Lamb	5.40	0-0	3	1	0	0/0	1	6.2	9	4	4	3	6	26	.346	1	1	0
19	Kevin Brady	6.23	0-0	3	0	0	0/0	1	4.1	9	5	3	1	4	19	.474	0	0	0
29	David Haselden	7.11	0-0	3	0	0	0/0	0	6.1	7	5	5	1	1	25	.280	0	2	0
20	Scott Firth	7.71	0-0	2	1	0	0/0	0	2.1	5	3	2	1	1	11	.455	2	0	0
28	Jonathan Meyer	27.00	0-0	1	0	0	0/0	0	1.0	4	3	3	0	2	7	.571	0	0	0
	CLEMSON	4.04	7-4	11	11	1	0/0	4	98.0	107	53	44	28	77	387	.276	8	11	1
	OPPONENTS	7.24	4-7	11	11	1	0/0	1	97.0	127	85	78	44	71	406	.313	6	6	2

PB - Team (0), Opp (5). Pickoffs - Team (1), Harman 1, Opp (2). IBB - Team (1), Frederick 1, Opp (0). * - Clemson had no team unearned runs

Note: Bold denotes returning player.



2010 Superlatives

	Team
At-Bats	46 vs. Duke*, 4/10
	46 vs. Alabama , 6/13
Runs	22 vs. Georgia Southern , 3/17
	22 vs. South Carolina-Upstate , 4/21
Runs in Inning	10 vs. Wake Forest, 5/15 (5th)
Hits	21 vs. Georgia Southern , 3/17
Batting Average	.488 vs. Georgia Southern , 3/17
RBI's	20 vs. Georgia Southern , 3/17
	20 vs. South Carolina-Upstate , 4/21
Doubles	9 vs. Georgia Southern , 3/17
Triples	2 vs. Boston College , 4/2
	2 vs. Florida Gulf Coast , 5/4
Home Runs	6 vs. Georgia Southern , 3/17
Extra Base Hits	16 vs. Georgia Southern , 3/17
Total Bases	50 vs. Georgia Southern , 3/17
Slugging Percentage	1.163 vs. Georgia Southern , 3/17
Walks By Clemson Hitters	13 vs. Boston College , 4/4
Runners Left on Base	16 vs. Duke*, 4/10
Sacrifice Bunts	2 vs. Wright State , 2/27
	2 vs. Florida Gulf Coast , 5/2 ⁽²⁾
	2 vs. Auburn, 6/6
Sacrifice Flies	2 vs. many (8), many times (10)
Hit-By-Pitch	3 vs. many (4)
Stolen Bases	6 vs. Boston College , 4/4
	6 vs. Florida Gulf Coast , 5/2 ⁽²⁾
Stolen Base Attempts	7 vs. Furman , 2/21
	7 vs. Boston College , 4/4
Putouts	33 vs. Coastal Carolina* , 3/31
	33 vs. Duke*, 4/10
Assists	21 vs. Maryland, 5/8
Double Plays Turned	3 vs. many (5)
Errors	5 vs. Virginia Tech , 3/20 ⁽²⁾
	5 vs. Elon , 3/23
	5 vs. Maryland, 5/8

Scoring Margin	+18 vs. South Carolina-Upstate , 4/21
Longest Game	3:47 vs. Coastal Carolina* , 3/31
Shortest Game	2:14 vs. Georgia Tech, 4/17
Innings Pitched	11.0 vs. Coastal Carolina* , 3/31
	11.0 vs. Duke*, 4/10
Strikeouts By Clemson Pitchers	14 vs. N.C. State, 5/26

Individual

At-Bats	7 by John Hinson vs. Duke*, 4/10
	7 by Mike Freeman vs. Alabama , 6/13
Runs	4 by many (4)
Hits	5 by John Hinson vs. South Carolina-Upstate , 4/21
	5 by Brad Miller vs. Florida State , 5/20
RBI's	7 by John Hinson vs. South Carolina-Upstate , 4/21
Doubles	2 by many (9), many times (16)
Triples	1 by many (9), many times (15)
Home Runs	3 by John Hinson vs. South Carolina-Upstate , 4/21
Extra Base Hits	3 by many (3)
Total Bases	14 by John Hinson vs. South Carolina-Upstate , 4/21
Walks By Clemson Hitters	4 by Mike Freeman vs. South Carolina-Upstate , 4/21
Sacrifice Bunts	2 by Spencer Kieboom vs. Auburn, 6/6
Sacrifice Flies	1 by many (13), many times (42)
Hit-By-Pitch	2 by many (4)
Stolen Bases	3 by John Hinson vs. Boston College , 4/4
Stolen Base Attempts	4 by John Hinson vs. Boston College , 4/4
Putouts	18 by Will Lamb vs. Elon [^] , 3/24
Assists	7 by Mike Freeman vs. Elon , many times (2)
	7 by Mike Freeman vs. North Carolina , 4/25
	7 by Mike Freeman vs. Alabama , 6/14
	3 by Brad Miller vs. Alabama , 6/14
Errors	9.0 by Casey Harman vs. Auburn, 6/5
Innings Pitched	10 by Casey Harman vs. Boston College , 4/2
Strikeouts By Clemson Pitchers	


* - 11-inning game; ^ - 10-inning game; Note **Bold** denotes a Clemson home game.



2010 Home Runs

#	Player ^(#)	Opponent (Date)	Inn.	Outs	H	A	L	R
1.	Lamb ⁽¹⁾	Miami (OH) (2/19)	7	0	1	R		
2.	Parker ⁽¹⁾	Miami (OH) (2/19)	7	2	3	L		
3.	Hinson ⁽¹⁾	# Michigan State (2/20)	2	1	3	R		
4.	Boyd ⁽¹⁾	# Michigan State (2/20)	6	1	2	R		
5.	Freeman ⁽¹⁾	# Michigan State (2/20)	7	1	3	L		
6.	Parker ⁽²⁾	Wright State (2/28)	2	2	1	R		
7.	Schaus ⁽¹⁾	Wright State (2/28)	4	0	2	R		
8.	Parker ⁽³⁾	Wright State (2/28)	4	0	1	R		
9.	Parker ⁽⁴⁾	Dayton (3/3)	5	0	2	R		
10.	Epps ⁽¹⁾	South Carolina (3/5)	1	0	1	R		
11.	Schaus ⁽²⁾	South Carolina (3/5)	1	1	1	R		
12.	Epps ⁽²⁾	South Carolina (3/7)	2	1	4	L		
13.	Freeman ⁽²⁾	South Carolina (3/7)	2	1	1	L		
14.	Shaffer ⁽¹⁾	South Carolina (3/7)	6	2	3	R		
15.	Johnson ⁽¹⁾	South Carolina (3/7)	9	1	1	R		
16.	Pohl ⁽¹⁾	South Carolina (3/7)	9	1	4	R		
17.	Schaus ⁽³⁾	Gardner-Webb (3/11)	1	1	2	R		
18.	Parker ⁽⁵⁾	Gardner-Webb (3/11)	2	2	3	R		
19.	Shaffer ⁽²⁾	Gardner-Webb (3/11)	8	1	2	R		
20.	Parker ⁽⁶⁾	* N.C. State (3/13) ⁽¹⁾	1	2	2	R		
21.	Miller ⁽¹⁾	* N.C. State (3/13) ⁽¹⁾	3	1	4	R		
22.	Boyd ⁽²⁾	* N.C. State (3/13) ⁽²⁾	4	0	2	R		
23.	Schaus ⁽⁴⁾	* N.C. State (3/13) ⁽²⁾	7	0	1	L		
24.	Parker ⁽⁷⁾	Charlotte (3/16)	4	2	2	L		
25.	Hinson ⁽²⁾	Charlotte (3/16)	8	2	3	R		
26.	Schaus ⁽⁵⁾	Georgia Southern (3/17)	1	1	2	R		
27.	Parker ⁽⁸⁾	Georgia Southern (3/17)	1	1	1	R		
28.	Nester ⁽¹⁾	Georgia Southern (3/17)	1	1	3	R		
29.	Johnson ⁽²⁾	Georgia Southern (3/17)	1	1	1	R		
30.	Schaus ⁽⁶⁾	Georgia Southern (3/17)	6	1	4	R		
31.	Epps ⁽³⁾	Georgia Southern (3/17)	6	1	1	R		
32.	Parker ⁽⁹⁾	* Virginia Tech (3/20) ⁽¹⁾	6	0	1	R		
33.	Boyd ⁽³⁾	Elon (3/23)	5	0	1	R		
34.	Parker ⁽¹⁰⁾	Elon (3/23)	9	0	1	R		
35.	Lamb ⁽²⁾	Elon (3/23)	9	1	1	R		
36.	Parker ⁽¹¹⁾	Coastal Carolina (3/31)	4	0	2	L		
37.	Freeman ⁽³⁾	* Boston College (4/2)	5	1	2	R		
38.	Miller ⁽²⁾	* Boston College (4/2)	6	1	1	R		
39.	Hinson ⁽³⁾	Georgia (4/6)	8	1	4	R		
40.	Hinson ⁽⁴⁾	Georgia (4/7)	6	2	2	R		
41.	Nester ⁽²⁾	* Duke (4/9)	2	2	3	L		
42.	Parker ⁽¹²⁾	* Duke (4/9)	5	2	3	L		
43.	Schaus ⁽⁷⁾	* Duke (4/10)	5	1	2	R		
44.	Hinson ⁽⁵⁾	Western Carolina (4/14)	1	2	2	L		

45.	Freeman ⁽⁴⁾	* Georgia Tech (4/16)	1	0	2	R
46.	Schaus ⁽⁸⁾	* Georgia Tech (4/16)	5	2	3	R
47.	Parker ⁽¹³⁾	* Georgia Tech (4/17)	6	1	1	R
48.	Parker ⁽¹⁴⁾	* Georgia Tech (4/18)	2	0	1	R
49.	Parker ⁽¹⁵⁾	South Carolina-Upstate (4/21)	2	2	4	L
50.	Hinson ⁽⁶⁾	South Carolina-Upstate (4/21)	2	2	1	R
51.	Freeman ⁽⁵⁾	South Carolina-Upstate (4/21)	3	1	3	R
52.	Hinson ⁽⁷⁾	South Carolina-Upstate (4/21)	3	1	3	R
53.	Hinson ⁽⁸⁾	South Carolina-Upstate (4/21)	6	2	3	R



John Hinson hit five homers in the NCAA Tournament in 2010.

54.	Hinson ⁽⁹⁾	* North Carolina (4/23)	9	0	1	R
55.	Parker ⁽¹⁶⁾	* North Carolina* (4/24)	4	2	2	R
56.	Miller ⁽³⁾	Florida Gulf Coast (5/1)	4	2	1	L
57.	Shaffer ⁽³⁾	Florida Gulf Coast (5/2) ⁽¹⁾	7	2	1	R
58.	Freeman ⁽⁶⁾	Florida Gulf Coast (5/2) ⁽¹⁾	8	1	1	L
59.	Freeman ⁽⁷⁾	Florida Gulf Coast (5/4)	2	2	4	L
60.	Schaus ⁽⁹⁾	* Maryland (5/7)	5	1	2	L
61.	Schaus ⁽¹⁰⁾	* Maryland (5/8)	9	0	1	R
62.	Hinson ⁽¹⁰⁾	* Maryland (5/8)	9	0	2	R
63.	Parker ⁽¹⁷⁾	* Maryland (5/9)	6	2	3	L
64.	Schaus ⁽¹¹⁾	# Furman (5/11)	5	0	2	L
65.	Boyd ⁽⁴⁾	# Furman (5/11)	5	1	4	R
66.	Hinson ⁽¹¹⁾	# Furman (5/11)	7	2	1	L
67.	Hinson ⁽¹²⁾	* Wake Forest (5/14)	9	2	2	R
68.	Miller ⁽⁴⁾	* Wake Forest (5/14)	9	2	1	R
69.	Parker ⁽¹⁸⁾	* Wake Forest (5/15)	1	2	2	R
70.	Miller ⁽⁵⁾	* Wake Forest (5/15)	2	0	1	R
71.	Schaus ⁽¹²⁾	* Wake Forest (5/16)	6	0	1	L
72.	Stolz ⁽¹⁾	Presbyterian College (5/18)	2	1	2	R
73.	Schaus ⁽¹³⁾	Presbyterian College (5/18)	7	2	2	R
74.	Miller ⁽⁶⁾	* Florida State (5/20)	5	1	2	L
75.	Boyd ⁽⁵⁾	* Florida State (5/21)	5	1	2	R
76.	Schaus ⁽¹⁴⁾	+ N.C. State (5/26)	5	2	2	L
77.	Lamb ⁽³⁾	+ N.C. State (5/26)	8	2	3	R
78.	Miller ⁽⁷⁾	+ Virginia Tech (5/28)	2	0	2	R
79.	Schaus ⁽¹⁵⁾	+ Virginia Tech (5/28)	7	2	1	L
80.	Shaffer ⁽⁴⁾	+ Georgia Tech (5/29)	1	2	3	L
81.	Parker ⁽¹⁹⁾	+ Georgia Tech (5/29)	8	0	1	R
82.	Lamb ⁽⁴⁾	\$ Southern Mississippi (6/4)	5	1	1	R
83.	Hinson ⁽¹³⁾	\$ Southern Mississippi (6/4)	6	0	1	R
84.	Freeman ⁽⁸⁾	\$ Auburn (6/5)	1	0	2	L
85.	Hinson ⁽¹⁴⁾	\$ Auburn (6/6)	5	1	2	R
86.	Parker ⁽²⁰⁾	\$ Auburn (6/7)	1	1	3	R
87.	Hinson ⁽¹⁵⁾	\$ Auburn (6/7)	3	1	1	L
88.	Hinson ⁽¹⁶⁾	¶ Alabama (6/13)	3	1	1	L
89.	Shaffer ⁽⁵⁾	¶ Alabama (6/13)	3	1	1	L
90.	Miller ⁽⁸⁾	¶ Alabama (6/13)	6	2	4	R
91.	Hinson ⁽¹⁷⁾	¶ Alabama (6/14)	2	1	2	R
92.	Shaffer ⁽⁶⁾	¶ Alabama (6/14)	4	0	1	R
93.	Shaffer ⁽⁷⁾	¶ Alabama (6/14)	7	1	2	L

* - ACC regular-season game; # - Greenville, SC (Flour Field); + - ACC Tournament at Greensboro, NC; \$ - NCAA Regional at Auburn, AL; ¶ - NCAA Super Regional at Clemson, SC; ^ - due to inclement weather, game was completed on Apr. 25; ^ - pitcher throws; ^1 - 1..solo, 2...2-run, 3...3-run, 4...grand slam; Note: **Bold** denotes a Clemson home game.

2010 Individual Game-By-Game Batting Stats



Date	Opponent	Boyd AB-R-H-RBI	Epps AB-R-H-RBI	Freeman AB-R-H-RBI	Hinson AB-R-H-RBI	Johnson AB-R-H-RBI	Kieboom AB-R-H-RBI	Lamb AB-R-H-RBI	Miller AB-R-H-RBI	Nester AB-R-H-RBI	Parker AB-R-H-RBI	Pohl AB-R-H-RBI	Schaus AB-R-H-RBI	Shaffer AB-R-H-RBI	Stolz AB-R-H-RBI
2-19	Miami (OH)	3-0-0-0	2-2-1-0	4-0-1-1	0-1-0-0	1-0-0-0	0-0-0-0	4-3-4-3	4-1-1-0	3-0-1-0	5-1-2-3	1-1-1-0	3-1-1-3	1-1-1-0	3-0-0-0
2-20	# Michigan State	5-2-3-2	3-1-0-0	5-2-2-3	2-1-1-3	1-0-0-0	0-0-0-0	-----	4-0-1-0	0-0-0-0	3-2-1-1	3-1-1-0	3-0-0-0	3-1-1-1	2-0-0-0
2-21	Furman	5-0-0-0	4-0-0-0	3-3-2-1	-----	0-0-0-0	-----	-----	2-1-1-0	3-0-0-1	4-0-2-1	-----	5-1-2-2	3-2-1-0	4-1-2-2
2-26	Wright State	3-0-0-1	4-1-1-0	4-0-0-0	-----	0-0-0-0	-----	4-0-0-0	3-1-1-2	2-0-0-0	3-2-3-0	-----	3-0-1-0	-----	4-0-0-0
2-27	Wright State	2-2-1-0	4-1-0-0	4-0-0-0	-----	0-0-0-0	-----	-----	3-3-2-1	-----	4-0-0-0	4-0-2-4	4-0-2-1	4-2-2-0	1-0-0-2
2-28	Wright State	0-0-0-0	0-0-0-0	5-3-3-1	4-0-0-1	4-1-0-0	1-0-0-0	-----	5-2-2-1	2-0-0-1	4-2-2-2	1-0-0-0	3-2-3-5	3-0-0-0	4-2-2-1
3-3	Dayton	3-0-1-0	4-1-1-0	6-1-1-0	3-0-1-0	1-0-0-0	-----	0-0-0-0	5-0-3-0	3-0-0-0	5-2-3-3	2-0-0-0	6-2-2-0	3-0-1-1	1-0-0-0
3-5	South Carolina	4-0-1-1	3-2-2-1	3-0-1-0	1-0-0-0	-----	-----	0-0-0-0	2-1-0-0	3-0-0-0	3-0-1-0	-----	4-1-1-1	3-0-0-0	3-0-2-1
3-6	# South Carolina	4-0-0-0	5-2-2-0	5-0-2-1	1-0-0-0	1-0-0-0	-----	-----	4-1-1-0	2-1-1-0	3-0-0-0	-----	3-0-1-1	4-1-1-1	2-0-0-0
3-7	South Carolina	5-1-2-1	6-2-3-5	6-3-3-1	3-1-2-0	1-1-1-1	0-1-0-0	0-0-0-1	6-2-1-0	3-1-0-0	3-1-0-0	1-1-1-4	3-1-0-2	4-3-1-3	1-1-0-0
3-11	Gardner-Webb	2-1-1-1	1-2-0-0	5-0-0-1	3-0-2-0	1-1-0-0	1-0-0-0	3-0-0-0	3-2-2-1	1-0-0-0	5-2-3-3	4-1-1-0	3-3-2-2	2-1-1-2	2-0-0-0
3-13	* N.C. State ⁽¹⁾	3-1-1-1	3-1-0-0	5-0-1-1	5-1-1-0	0-0-0-0	-----	-----	4-2-2-5	4-0-1-0	4-4-3-2	-----	4-3-1-0	5-0-3-2	0-0-0-0
3-13	* N.C. State ⁽²⁾	5-2-2-4	3-0-1-0	3-2-0-0	3-1-2-3	0-0-0-0	-----	-----	3-1-1-1	-----	3-2-0-0	3-1-0-1	4-2-2-3	5-1-2-0	2-0-0-0
3-14	* N.C. State	4-1-1-0	4-1-1-1	3-0-1-0	2-1-2-0	-----	-----	1-0-0-0	2-1-0-0	2-0-0-0	4-0-1-1	0-1-0-0	3-0-1-3	4-1-1-0	2-1-1-2
3-16	Charlotte	4-2-2-0	5-0-0-0	4-1-2-0	2-1-1-3	-----	-----	1-0-0-0	1-2-1-2	0-0-0-1	2-3-1-2	2-0-1-1	5-0-0-0	4-1-1-1	1-0-0-0
3-17	Georgia Southern	6-2-3-1	2-1-1-1	4-2-1-1	5-1-1-1	4-2-2-2	2-1-2-2	2-3-1-0	4-2-1-2	2-2-2-3	4-2-3-1	1-0-0-0	5-3-3-6	1-1-1-0	-----
3-19	* Virginia Tech	4-0-1-0	5-0-0-0	3-0-0-1	3-0-0-1	0-0-0-0	-----	2-1-1-1	2-1-1-0	4-0-1-0	3-1-0-0	-----	3-0-0-0	-----	-----
3-20	* Virginia Tech ⁽¹⁾	4-0-2-1	3-0-0-0	4-1-1-0	3-0-1-1	0-0-0-0	-----	-----	4-1-2-0	-----	4-1-2-2	2-0-1-0	4-2-2-0	3-0-1-0	-----
3-20	* Virginia Tech ⁽²⁾	4-3-3-2	-----	3-2-2-1	1-0-0-1	4-1-2-3	-----	3-1-0-1	3-0-0-0	4-0-2-4	4-3-2-0	-----	5-1-1-0	0-1-0-0	3-1-1-0
3-23	Elon	3-2-1-1	4-1-1-0	4-0-2-0	1-0-0-0	1-0-0-0	1-0-0-0	4-3-3-3	3-1-0-0	3-1-2-0	5-2-2-1	-----	4-0-1-2	-----	2-0-0-0
3-24	Elon	5-0-1-0	3-0-1-0	4-0-1-1	4-0-1-1	1-0-0-0	-----	3-0-0-0	4-0-1-0	-----	4-1-1-1	3-1-0-0	4-1-0-0	-----	-----
3-26	* Virginia	3-1-1-1	5-0-0-0	5-0-0-0	4-0-1-0	1-0-0-0	-----	4-0-2-2	3-0-1-0	2-0-0-0	4-1-2-0	0-0-0-0	5-1-2-0	-----	-----
3-27	* Virginia ⁽¹⁾	5-1-1-1	5-2-1-0	5-0-1-0	4-1-1-1	5-0-2-2	-----	-----	2-2-0-0	-----	4-1-0-0	3-0-1-2	4-1-2-1	-----	-----
3-27	* Virginia ⁽²⁾	3-0-0-0	5-0-0-0	3-1-1-0	3-0-1-0	3-0-0-0	-----	1-0-1-0	3-0-0-0	-----	4-0-2-1	3-0-1-0	4-0-1-0	-----	-----
3-31	Coastal Carolina	3-0-0-0	1-0-0-0	3-1-1-0	3-0-1-0	3-0-0-0	-----	5-0-0-0	5-0-1-0	4-0-0-0	3-1-1-2	-----	5-1-1-1	-----	-----
4-2	* Boston College	4-0-1-2	2-3-1-1	4-3-3-4	3-1-2-1	1-1-1-2	2-1-1-0	3-1-1-1	3-3-2-1	5-1-1-1	4-0-0-1	1-0-0-0	5-1-2-1	-----	-----
4-3	* Boston College	4-1-1-0	4-2-2-0	4-0-1-1	4-0-1-2	3-0-0-0	-----	-----	4-1-2-1	4-0-1-0	-----	4-0-0-0	5-1-2-1	-----	-----
4-4	* Boston College	3-2-1-1	3-1-1-1	4-1-1-1	5-2-3-3	2-1-1-2	-----	4-3-2-2	6-2-3-1	4-1-2-0	-----	-----	6-1-0-2	-----	-----
4-6	Georgia	5-1-1-1	5-2-3-1	5-3-2-0	3-2-2-5	1-0-0-0	1-0-0-0	4-0-1-1	2-1-0-1	3-1-2-1	4-2-2-2	0-0-0-0	4-3-2-3	-----	0-0-0-0
4-7	Georgia	4-1-1-0	1-2-0-0	5-0-3-6	5-3-3-3	1-0-0-0	0-0-0-0	3-2-3-3	2-1-0-0	-----	4-2-1-0	3-2-0-1	5-1-2-0	-----	-----
4-9	* Duke	4-1-2-0	3-1-1-1	4-0-0-0	5-1-4-1	-----	-----	3-0-0-0	3-1-0-1	5-1-2-3	3-3-1-3	-----	5-1-2-0	-----	-----
4-10	* Duke	6-0-0-1	3-2-0-1	6-2-1-0	7-1-3-3	6-1-3-0	-----	4-1-0-1	4-1-2-0	4-0-1-1	-----	-----	6-3-2-4	-----	-----
4-11	* Duke	4-0-0-0	1-0-1-0	4-1-2-1	4-0-1-0	3-1-0-0	-----	2-0-1-0	2-0-1-0	4-0-1-0	3-0-1-0	-----	4-0-1-1	-----	-----
4-14	Western Carolina	3-0-2-2	4-1-0-0	-----	2-1-1-2	1-0-0-0	-----	3-2-1-0	4-0-0-0	-----	2-1-0-1	3-0-0-0	3-0-0-0	-----	4-0-0-0
4-16	* Georgia Tech	4-0-0-0	4-1-1-0	5-2-1-2	5-0-0-0	-----	-----	4-0-2-1	4-1-2-0	4-1-2-0	5-0-0-0	-----	4-1-2-3	-----	-----
4-17	* Georgia Tech	3-0-1-0	5-0-1-0	5-2-2-0	4-0-0-0	0-0-0-0	-----	3-0-0-0	3-0-1-0	4-0-1-0	4-1-2-2	-----	4-0-1-0	-----	-----
4-18	* Georgia Tech	-----	-----	4-0-1-1	4-0-0-0	4-0-2-0	0-0-0-0	-----	4-0-0-0	3-0-2-1	3-2-2-1	1-0-0-0	4-0-0-0	4-0-0-0	3-1-1-0
4-21	South Carolina-Upstate	3-3-1-0	4-3-2-1	2-4-1-3	6-3-5-7	1-1-1-1	2-0-0-0	1-0-0-0	3-1-1-0	3-1-1-0	3-2-2-4	3-0-0-0	5-3-3-3	2-1-1-0	1-0-0-1
4-23	* North Carolina	4-0-0-0	4-0-0-0	4-0-1-0	4-2-2-2	-----	-----	4-0-0-1	4-0-1-0	3-0-0-0	4-1-2-0	-----	3-0-0-0	-----	-----
4-24	* North Carolina ^N	-----	-----	5-1-1-1	4-2-1-1	4-1-1-0	-----	5-1-2-1	3-1-2-1	3-1-1-1	4-2-3-2	-----	5-0-1-2	3-1-1-0	-----
4-25	* North Carolina	4-1-2-0	4-0-0-0	4-1-1-0	4-0-1-0	0-0-0-0	-----	3-1-0-0	4-0-1-0	2-0-1-1	3-0-1-1	-----	0-0-0-0	3-0-1-1	0-0-0-0
5-1	Florida Gulf Coast	4-0-1-0	1-0-1-0	5-0-2-1	4-0-0-0	-----	-----	4-1-0-0	4-1-1-1	4-0-0-0	3-0-0-0	-----	4-0-0-0	2-0-1-0	0-0-0-0
5-2	Florida Gulf Coast ⁽¹⁾	3-0-1-1	4-0-0-0	4-2-2-2	2-1-1-2	0-0-0-0	0-0-0-0	4-2-2-0	4-1-1-0	4-1-2-0	5-0-0-0	-----	4-1-2-1	1-1-1-1	1-0-0-0
5-2	Florida Gulf Coast ⁽²⁾	-----	-----	3-2-3-1	5-2-1-1	4-1-2-0	-----	5-0-1-0	4-0-2-0	-----	2-1-1-0	3-0-1-1	4-0-3-3	4-1-1-1	-----
5-4	Florida Gulf Coast	3-0-1-2	1-1-0-0	5-2-1-4	3-2-2-1	1-0-0-0	2-0-0-1	4-1-1-2	5-1-3-1	2-2-1-1	4-2-3-2	1-1-1-0	3-1-0-0	3-1-2-0	2-0-0-0
5-7	* Maryland	2-0-1-2	2-1-1-0	5-2-4-3	6-1-1-0	1-1-0-0	1-1-1-0	6-3-3-2	2-2-1-0	3-1-1-1	4-3-3-1	2-1-1-3	3-1-1-2	3-1-0-1	3-0-0-0
5-8	* Maryland	4-0-1-0	2-0-0-0	6-2-2-0	5-2-2-3	1-0-0-0	-----	6-2-2-1	4-0-4-3	3-0-0-1	5-1-3-1	-----	4-4-2-2	3-1-1-0	-----
5-9	* Maryland	4-0-1-0	3-1-0-0	4-1-1-0	4-2-1-0	0-0-0-0	-----	4-1-2-1	3-1-0-0	-----	3-1-1-3	4-0-0-0	4-0-1-1	-----	-----
5-11	# Furman	5-1-1-5	1-0-0-0	5-2-4-1	6-2-3-3	2-0-0-0	4-0-0-0	4-1-1-1	4-2-2-0	1-0-0-0	3-1-1-0	0-0-0-0	1-2-1-2	5-1-1-0	2-0-0-0
5-14	* Wake Forest	2-1-0-0	-----	5-0-2-1	5-2-2-2	-----	-----	4-0-1-0	3-1-2-1	5-0-1-0	3-1-0-0	-----	5-0-0-0	4-0-1-0	-----
5-15	* Wake Forest	2-2-1-1	2-0-1-0	6-0-0-0	5-3-1-1	2-0-0-0	1-0-0-0	6-1-2-1	3-3-1-1	1-0-0-0	3-2-1-2	3-1-1-2	5-3-3-3	4-2-2-1	2-0-1-0
5-16	* Wake Forest	3-0-0-0	-----	3-0-0-1	4-0-0-0	-----	-----	3-1-1-0	4-0-2-0	-----	3-0-0-0	3-0-0-0	4-1-1-1	2-0-0-0	-----
5-18	Presbyterian College	5-0-3-1	-----	3-0-1-0	4-0-0-0	-----	-----	5-0-1-0	-----	3-1-0-0	2-3-1-1	-----	4-1-1-2	3-1-0-0	4-2-2-2
5-20	* Florida State	5-1-3-2	-----	5-0-2-0	4-0-1-1	0-0-0-0	-----	4-0-0-1	5-4-5-3	2-1-1-0	4-2-2-0	-----	5-1-1-0	-----	4-0-2-2
5-21	* Florida State	3-1-2-2	-----	4-0-1-0	4-1-1-0	-----	-----	-----	5-1-1-0	3-1-0-0	4-1-1-2	-----	3-1-0-1	4-1-3-3	4-1-2-0
5-22	* Florida State	1-1-0-0	-----	4-1-1-0	5-1-1-0	0-0-0-0	-----	0-0-0-0	3-1-1-2	3-1-1-2	5-1-1-1	-----	5-1-1-0	3-1-0-0	4-0-2-1
5-26	+ N.C. State	-----	3-0-0-0	3-1-2-1	5-0-0-0	0-0-0-0	0-0-0-0	1-1-1-3	5-3-3-0	2-0-0-0	5-1-1-0	0-0-0-0	4-1-3-3	4-1-1-0	4-0-0-0
5-28	+ Virginia Tech	0-0-0-0	1-0-0-1	5-0-1-0	4-1-1-1	3-0-0-0	-----	5-0-0-0	3-2-1-2	3-0-0-0	4-2-0-0	0-0-0-0	5-2-2-1	4-1-2-2	-----
5-29	+ Georgia Tech	-----	-----	4-0-2-2	3-0-1-1	2-0-1-0	4-2-3-0	-----	4-1-2-2	-----	4-2-2-1	-----	4-1-0-0	4-3-2-3	4-0-0-0
6-4	\$ Southern Mississippi	2-0-1-0	1-0-0-0	4-3-1-1	4-1-2-1	1-1-0-0	2-1-0-0	3-3-3-2	4-0-1-1	1-0-0-0	4-0-1-2	1-0-0-0	4-1-2-2	4-0-1-0	1-0-0-0
6-5	\$ Auburn	4-1-2-1	-----	4-1-1-2	4-0-2-1	0-0-0-0	4-0-0-0	5-1-1-0	4-0-1-0	-----	3-1-0-0	-----	4-0-0-0	4-1-1-0	-----
6-6	\$ Auburn	3-1-1-0	-----	4-2-3-1	5-1-3-2	6-1-2-1	3-1-1-1	-----	5-1-1-2	-----	5-1-2-1	-----	5-0-1-1	5-2-1-0	-----
6-7	\$ Auburn	5-1-2-3	-----	5-1-1-0	3-3-2-1	0-0-0-0	5-1-2-0	4-0-0-0	5-1-2-1	-----	4-2-1-3	-----	5-2-3-2	3-2-1-3	-----
6-12	! Alabama	3-2-1-0	1-0-1-1	5-1-2-1	3-0-0-0	-----	2-0-0-0	5-1-2-0	4-0-1-1	1-0-0-0	4-0-1-0	-----	4-0-3-1	3-0-0-0	-----
6-13	! Alabama	2-3-1-0	3-0-1-0	7-2-3-1	4-3-2-3	0-0-0-0	3-1-1-3	4-0-0-0	5-3-4-4	1-0-0-0	4-3-2-1	1-0-0-0	6-2-4-3	5-2-2-4	1-0-0-0
6-14	! Alabama	4-0-1-0	4-2-2-0	5-1-3-0	5-2-3-2	-----	4-0-1-0	-----	5-0-1-2	-----	5-1-1-0	-----	5-0-2-1	5-2-2-3	-----
6-21	! Arizona State	3-1-2-1	5-1-2-0	5-0-2-0	5-1-2-1	0-0-0-0	4-0-1-1	-----	5-0-1-0	-----	4-1-1-0	-----	2-1-1-1	5-1-2-1	0-0-0-0
6-22	! Oklahoma ^C	3-0-0-0	5-0-0-0	4-0-0-0	4-1-3-2	-----	3-0-1-2	-----	3-2-1-0	-----	3-2-1-0	-----	2-1-0-0	1-0-0-1	-----
6-25	! South Carolina	3-0-0-0	2-0-0-0	4-0-0-0	4-0-0-0	-----	3-0-1-0	-----	4-0-1-0	2-0-0-0	2-0-0-0	0-0-0-0	4-0-0-0	2-1-1-0	-----
6-26	! South Carolina	4-0-1-0	0-1-0-0	5-0-2-0	3-1-2-0	-----	2-0-0-0	4-1-1-0	4-0-0-1	1-0-0-0	3-0-0-0	-----			

#19 Kevin Brady, RHP

2009 • Fr.

Date	Opponent	IP	H	R	ER	BB	SO	Dec
2-21	Charlotte	1.1	1	0	0	0	0	0
2-25	Wofford	4.2	6	1	1	1	1	3
3-4	North Carolina-Asheville	3.0	2	1	1	1	1	2
3-11	# Michigan State	1.2	0	0	0	3	3	


2010 • *Fr.

Date	Opponent	IP	H	R	ER	BB	SO	Dec
2-21	Furman	3.1	3	2	1	0	1	W
2-28	Wright State	1.0	3	1	1	0	1	
3-3	Dayton	1.0	0	0	0	0	0	
3-11	Gardner-Webb	2.0	3	0	0	0	5	
3-16	Charlotte	5.0	4	3	2	4	8	
3-23	Elon	4.0	7	4	4	2	5	
4-6	Georgia	1.0	1	0	0	0	1	
4-7	Georgia	1.0	0	0	0	0	1	
4-14	Western Carolina	1.2	0	0	0	1	2	
4-17	* Georgia Tech	1.0	0	0	0	0	0	
4-21	South Carolina-Upstate	1.0	1	0	0	0	0	
4-25	* North Carolina	0.1	0	0	0	0	1	
5-1	Florida Gulf Coast	1.1	2	0	0	0	2	
5-7	* Maryland	1.0	4	3	3	0	1	
5-15	* Wake Forest	1.0	0	0	0	0	2	
5-16	* Wake Forest	2.0	5	2	2	0	1	
5-18	Presbyterian College	1.0	2	0	0	0	0	
5-26	+ N.C. State	2.1	3	3	3	0	6	
5-29	+ Georgia Tech	2.0	0	0	0	0	4	
6-7	\$ Auburn	3.0	5	0	0	0	3	S
6-14	! Alabama	0.2	4	5	3	1	1	
6-26	! South Carolina	0.2	0	0	0	0	0	

#44 Tomas Cruz, RHP

2009 • Jr.

Date	Opponent	IP	H	R	ER	BB	SO	Dec
2-22	Charlotte	2.0	0	0	0	1	1	
3-3	Furman	3.1	1	2	2	2	5	L
3-6	* North Carolina	3.0	1	0	0	0	2	W
3-11	# Michigan State	1.0	1	1	1	1	1	
3-13	* Wake Forest ⁽¹⁾	3.0	2	0	0	0	2	W
3-18	South Carolina-Upstate	1.0	0	0	0	1	0	
3-20	* Florida State	1.2	0	2	0	1	1	
3-22	* Florida State	1.2	3	1	1	0	2	
3-24	Elon ⁽²⁾	1.0	1	1	1	1	0	S
3-28	* Boston College ⁽¹⁾	2.0	2	1	1	1	1	S
3-31	Georgia	2.0	0	0	0	0	2	
4-5	* Duke	1.0	2	0	0	0	1	
4-7	South Carolina	4.0	1	1	1	0	5	
4-12	* Miami (FL)	2.0	2	0	0	1	2	S
4-15	Western Carolina	1.0	0	0	0	0	2	
4-22	South Carolina	2.0	2	2	2	1	3	
4-25	* Georgia Tech	2.1	3	3	3	2	1	
5-3	* Maryland ⁽²⁾	2.1	3	2	2	0	2	L
5-10	North Carolina-Wilmington	1.0	2	1	1	0	0	L
5-12	College of Charleston	2.1	0	0	0	0	1	
5-16	* N.C. State	0.1	0	0	0	0	1	S
5-23	+ North Carolina	1.0	1	1	1	2	0	
6-1	\$ Oklahoma State	4.1	4	1	1	2	4	
6-7	! Arizona State	0.2	1	0	0	0	0	



Kevin Brady had a team-best 5.6-to-1 strikeout-to-walk ratio in 2010.



Alex Frederick became the first Tiger since 1994 to win two games in an ACC series when he did so against Florida State on May 20, 22.

2010 • Sr.

Date	Opponent	IP	H	R	ER	BB	SO	Dec
2-19	Miami (OH)	0.2	0	0	0	0	0	
2-26	Wright State	2.2	4	1	1	0	1	
3-3	Dayton	1.0	1	0	0	1	0	W
3-6	# South Carolina	1.2	1	1	1	1	1	L
3-13	* N.C. State ⁽²⁾	2.0	7	4	4	0	1	
3-16	Charlotte	0.2	0	1	1	0	0	L
3-20	* Virginia Tech ⁽²⁾	1.0	3	4	4	1	2	
3-27	* Virginia ⁽¹⁾	0.2	2	2	2	0	1	
4-2	* Boston College	3.0	2	1	1	2	3	S
4-7	Georgia	1.0	0	0	0	0	1	
4-10	* Duke	4.0	6	1	1	0	2	W
4-18	* Georgia Tech	1.2	6	2	2	0	2	
4-21	South Carolina-Upstate	1.0	0	0	0	0	0	
4-23	* North Carolina	1.0	0	0	0	3	1	
5-2	Florida Gulf Coast ⁽¹⁾	4.0	4	0	0	2	1	S
5-9	* Maryland	4.2	1	0	0	0	4	W
5-14	* Wake Forest	0.2	1	0	2	2	0	
5-18	Presbyterian College	1.0	1	0	0	0	0	
5-20	* Florida State	0.2	0	0	0	0	1	S
5-22	* Florida State	1.0	2	0	0	0	1	
5-26	+ N.C. State	1.0	3	2	2	1	0	
6-6	\$ Auburn	2.1	4	3	3	2	2	L
6-14	! Alabama	0.0	0	0	0	1	0	
6-25	! South Carolina	3.0	0	0	0	2	3	

#20 Scott Firth, RHP

2010 • Fr.

Date	Opponent	IP	H	R	ER	BB	SO	Dec
2-20	# Michigan State	1.0	1	0	0	1	2	
2-28	Wright State	1.0	2	1	0	0	2	
3-3	Dayton	1.0	0	0	0	1	1	
3-11	Gardner-Webb	1.0	0	0	0	0	1	
3-17	Georgia Southern	3.2	5	6	2	4	3	
3-23	Elon	1.0	5	5	3	1	0	L
4-6	Georgia	1.0	1	0	0	1	0	
4-14	Western Carolina	1.1	3	0	0	0	0	
4-18	* Georgia Tech	1.0	2	1	1	1	2	
4-21	South Carolina-Upstate	1.0	0	0	0	0	1	
5-4	Florida Gulf Coast	2.0	1	0	0	1	1	
5-11	# Furman	6.0	6	1	1	1	4	W
5-18	Presbyterian College	5.1	7	2	2	0	6	W
5-28	+ Virginia Tech	4.0	5	2	2	0	1	
6-4	\$ Southern Mississippi	1.0	1	0	0	0	0	
6-7	\$ Auburn	1.1	4	3	2	1	1	

#39 Alex Frederick, RHP

2009 • *So.

Date	Opponent	IP	H	R	ER	BB	SO	Dec
3-4	North Carolina-Asheville	1.0	1	0	0	0	0	
4-11	* Miami (FL) ⁽¹⁾	2.0	0	0	0	0	3	
4-15	Western Carolina	2.0	1	0	0	0	3	W
4-18	* Virginia Tech	3.0	4	0	0	3	1	
5-2	* Maryland	1.0	1	1	0	0	1	
5-11	# Furman	0.2	4	4	4	1	0	


2010 • *Jr.

Date	Opponent	IP	H	R	ER	BB	SO	Dec
2-21	Furman	2.2	1	0	0	0	0	2
2-26	Wright State	0.1	0	0	0	0	0	S
2-28	Wright State	1.0	1	0	0	0	0	
3-6	# South Carolina	1.1	2	1	1	0	2	
3-7	South Carolina	1.0	3	1	1	0	0	
3-13	* N.C. State ⁽¹⁾	1.0	0	0	0	0	2	
3-14	* N.C. State	1.0	2	2	2	1	0	
3-20	* Virginia Tech ⁽¹⁾	3.0	3	1	1	2	1	S
3-24	Elon	4.0	3	0	0	4	3	
3-27	* Virginia ⁽²⁾	1.0	0	0	0	1	0	
3-31	Coastal Carolina	1.2	3	1	1	0	1	L
4-3	* Boston College	5.2	6	3	3	1	7	
4-7	Georgia	1.0	2	0	0	1	2	
4-9	* Duke	1.0	2	2	2	2	1	L
4-11	* Duke	1.1	2	1	1	0	0	
4-18	* Georgia Tech	0.2	1	1	1	1	0	
4-21	South Carolina-Upstate	1.0	0	0	0	0	2	
4-23	* North Carolina	1.0	1	0	0	0	1	
4-24	* North Carolina ^N	1.2	0	0	0	1	1	W
5-2	* Florida Gulf Coast ⁽²⁾	1.2	0	0	0	0	2	W
5-4	Florida Gulf Coast	5.0	4	2	1	2	6	W
5-8	* Maryland	5.0	6	2	2	1	1	W
5-16	* Wake Forest	0.2	2	1	1	3	1	
5-20	* Florida State	2.1	3	3	2	2	2	W
5-22	* Florida State	4.2	1	0	0	2	5	W
5-26	+ N.C. State	0.1	3	4	4	1	0	L
5-28	+ Virginia Tech	0.2	1	0	0	0	1	
6-7	\$ Auburn	3.0	6	2	2	0	5	W
6-12	! Alabama	0.2	0	0	0	0	1	
6-14	! Alabama	2.1	1	0	0	0	1	
6-21	! Arizona State	3.0	1	0	0	1	2	S
6-22	! Oklahoma ^C	1.0	1	0	0	0	1	S
6-26	! South Carolina	0.2	2	1	1	2	1	

#36 Casey Harman, LHP

2008 • Fr.

Date	Opponent	IP	H	R	ER	BB	SO	Dec
2-24	Mercer	1.0	0	0	0	0	1	
2-27	High Point	1.0	0	0	0	0	1	
2-29	College of Charleston	1.2	2	2	1	0	1	
3-5	Wofford	3.0	6	2	2	0	4	
3-9	* Wake Forest ⁽¹⁾	2.1	2	0	0	1	3	
3-11	North Carolina-Greensboro	3.0	2	0	0	0	3	
3-15	* Boston College	0.0	0	1	0	0	0	L
3-18	Coastal Carolina	1.2	0	0	0	0	1	
3-21	* N.C. State	1.2	3	1	1	0	1	L
3-25	Elon	3.0	1	1	1	0	5	
3-28	* Maryland	0.2	0	0	0	0	1	
3-30	* Maryland	1.0	0	0	0	0	0	
4-2	Georgia	2.2	5	2	2	2	2	L
4-5	* Miami (FL)	2.0	2	2	2	1	2	L
4-9	South Carolina	1.2	2	1	1	0	2	
4-12	* North Carolina	0.2	1	0	0	0	0	
4-15	Western Carolina	4.0	5	1	1	2	3	
4-20	* Duke	0.2	2	2	2	0	0	
4-23	# Presbyterian College	1.0	3	3	3	0	1	



David Haselden pitched 9.0 innings before he allowed his first hit and run of the 2010 season.

4- 25 * Virginia Tech	1.0	2	1	1	1	1	
5- 3 * Florida State	0.0	1	1	1	0	0	L
5- 5 * Florida State	3.1	2	1	1	1	5	
5- 7 # Furman	1.0	1	0	0	0	2	
5- 10 * Georgia Tech	0.0	1	0	0	1	0	
5- 13 College of Charleston	2.0	1	0	0	1	3	W
5- 21 + Miami (FL)	^2.0	0	0	0	0	2	
5- 24 + Georgia Tech	2.0	0	0	0	0	0	

2009 • So.							
Date	Opponent	IP	H	R	ER	BB	SO Dec
2- 20 Charlotte		1.2	1	1	1	0	3
2- 25 Wofford		1.1	0	0	0	1	2 W
2- 28 South Carolina		3.1	1	0	0	0	6
3- 6 * North Carolina		4.1	1	1	1	1	3
3- 8 * North Carolina		^0.1	3	2	1	0	0 L
3- 13 * Wake Forest ⁽²⁾		-6.1	9	1	1	0	4 W
3- 21 * Florida State		^0.1	0	0	0	0	0 S
3- 22 * Florida State		-5.0	7	2	2	2	4
3- 24 Elon ⁽¹⁾		0.2	1	0	0	0	1
3- 28 * Boston College ⁽¹⁾		-7.0	7	5	5	1	9 W
4- 3 * Duke		-4.2	7	2	2	1	3
4- 7 South Carolina		^0.1	2	2	2	2	0 L
4- 11 * Miami (FL) ⁽¹⁾		-2.0	6	4	4	0	2 L
4- 17 * Virginia Tech		^1.0	0	0	0	0	1
4- 19 * Virginia Tech		-6.0	6	0	0	0	5 W
4- 25 * Georgia Tech		-6.2	7	2	2	1	4 W
5- 3 * Maryland ⁽¹⁾		-5.1	6	3	3	1	3
5- 9 North Carolina-Wilmington		-6.0	6	2	1	1	9 W
5- 15 * N.C. State		-5.0	8	5	5	0	8 W
5- 23 + North Carolina		-7.1	7	2	2	1	10
5- 30 \$ Oklahoma State		-6.1	3	2	2	2	8
6- 6 # Arizona State		-5.2	10	4	4	2	4

2010 • Jr.							
Date	Opponent	IP	H	R	ER	BB	SO Dec
2- 19 Miami (OH)		-5.0	1	0	0	1	3 W
2- 26 Wright State		-5.2	4	1	1	3	6 W
3- 5 South Carolina		-5.0	8	3	3	2	5
3- 13 * N.C. State ⁽¹⁾		-6.0	5	2	2	2	3 W
3- 19 * Virginia Tech		-7.1	1	0	0	3	4 W
3- 26 * Virginia		-7.0	5	3	3	0	3
4- 2 * Boston College		-6.0	4	1	1	3	10 W
4- 9 * Duke		-7.0	7	5	5	0	6
4- 16 * Georgia Tech		-7.2	10	6	6	1	9
4- 23 * North Carolina		-7.0	8	5	3	1	5 L
5- 1 Florida Gulf Coast		-7.0	8	2	2	2	6
5- 7 * Maryland		-6.0	6	2	2	3	1 W
5- 14 * Wake Forest		-3.1	7	6	6	1	1 L
5- 20 * Florida State		-6.0	7	5	4	4	8
5- 26 + N.C. State		-5.1	5	4	4	4	8
6- 5 \$ Auburn		^9.0	5	2	2	1	8 W
6- 12 # Alabama		-8.1	10	5	1	0	9 L
6- 21 ! Arizona State		-6.0	7	3	3	3	5 W
6- 26 ! South Carolina		-6.1	7	3	3	0	5 L

#29 David Haselden, RHP

2009 • Fr.							
Date	Opponent	IP	H	R	ER	BB	SO Dec
3- 10 Michigan State		1.0	1	0	0	0	1
3- 27 * Boston College		3.2	6	4	4	0	3
4- 4 * Duke		2.1	2	2	2	0	1
4- 15 Western Carolina		-4.0	5	2	2	0	3
5- 11 # Furman		-5.0	5	1	1	1	6 W
5- 14 * N.C. State		^0.2	2	1	0	0	0
5- 31 \$ Tennessee Tech		^1.0	0	0	0	0	2

2010 • So.							
Date	Opponent	IP	H	R	ER	BB	SO Dec
2- 27 Wright State		^2.1	0	0	0	0	1 W
3- 3 Dayton		1.0	0	0	0	0	2
3- 5 South Carolina		^4.0	0	0	0	1	3 W
3- 19 * Virginia Tech		^1.2	0	0	0	2	2 S
3- 23 Elon		^1.2	3	4	1	1	2
3- 26 * Virginia		^1.1	4	1	1	1	1 L
3- 27 * Virginia ⁽¹⁾		^1.1	3	1	1	1	2 S
3- 31 Coastal Carolina		^3.0	1	1	1	2	4 L
4- 3 * Boston College		1.0	1	0	0	0	0
4- 4 * Boston College		^2.2	4	1	1	0	2 W
4- 9 * Duke		0.0	3	3	3	0	0
4- 11 * Duke		2.2	4	2	2	0	1
4- 16 * Georgia Tech		^2.0	2	2	2	1	1 L
4- 21 South Carolina-Upstate		-2.0	3	0	0	0	2 W
4- 24 * North Carolina ^N		3.2	5	1	1	0	2
5- 1 Florida Gulf Coast		0.2	2	2	2	1	1 L
5- 15 * Wake Forest		^1.0	1	0	0	0	1
5- 21 * Florida State		^2.2	2	1	1	1	1
5- 26 + N.C. State		0.0	2	0	0	1	0
6- 6 \$ Auburn		2.0	3	3	3	0	1
6- 13 # Alabama		^1.0	0	0	0	0	0
6- 25 ! South Carolina		3.1	4	2	2	1	0

#15 Mike Kent, RHP

2010 • Fr.							
Date	Opponent	IP	H	R	ER	BB	SO Dec
3- 17 Georgia Southern		3.1	2	0	0	1	3 W
3- 24 Elon		-4.0	4	3	2	2	1
4- 7 Georgia		-3.0	4	4	4	3	0
4- 14 Western Carolina		0.0	2	4	4	2	0 L
5- 14 * Wake Forest		1.0	0	0	0	0	3
5- 16 * Wake Forest		3.2	3	3	3	2	1

#32 Kevin Kyle, LHP

2010 • Fr.							
Date	Opponent	IP	H	R	ER	BB	SO Dec
2- 27 Wright State		2.0	1	0	0	1	1
3- 3 Dayton		1.0	1	0	0	0	1
3- 7 South Carolina		^1.0	1	0	0	0	0
3- 13 * N.C. State ⁽¹⁾		1.0	3	4	0	0	0
3- 16 Charlotte		0.1	1	2	2	1	0
4- 4 * Boston College		0.0	0	0	0	0	0
4- 18 * Georgia Tech		0.2	0	0	0	0	0

5- 4 Florida Gulf Coast	1.0	0	0	0	0	1	
5- 11 # Furman	1.0	0	0	0	0	0	
5- 14 * Wake Forest	2.0	1	1	1	1	0	
5- 18 Presbyterian College	1.2	1	0	0	1	2	
5- 20 * Florida State	0.0	0	0	0	1	0	
5- 28 + Virginia Tech	0.1	1	1	1	0	0	L


#30 Will Lamb, 1B/LHP/OF

2009 • Fr.							
Date	Opponent	IP	H	R	ER	BB	SO Dec
3- 3 Furman		1.0	0	0	0	0	0
3- 7 * North Carolina		4.2	1	0	0	2	3
3- 11 # Michigan State		1.0	0	0	0	0	1
3- 13 * Wake Forest ⁽¹⁾		^0.1	0	0	0	0	0 S
3- 17 Presbyterian College		2.0	2	0	0	0	1
3- 20 * Florida State		0.2	2	1	1	0	1
3- 24 Elon ⁽¹⁾		-4.1	8	2	2	1	1
4- 7 South Carolina		1.0	0	0	0	1	1
4- 14 Western Carolina		^1.0	0	0	0	0	2
4- 19 * Virginia Tech		^1.0	3	1	1	1	1
4- 24 * Georgia Tech		1.1	3	0	0	0	1
5- 3 * Maryland ⁽²⁾		0.2	1	0	0	1	0
5- 9 North Carolina-Wilmington		^1.0	1	0	0	0	1
5- 14 * N.C. State		2.0	1	1	1	2	2
6- 7 # Arizona State		0.0	0	1	1	0	0

2010 • So.							
Date	Opponent	IP	H	R	ER	BB	SO Dec
2- 20 # Michigan State		2.1	1	0	0	0	1
2- 28 Wright State		-4.0	4	1	1	1	2 W
3- 6 # South Carolina		-5.1	3	3	2	4	1
3- 13 * N.C. State ⁽²⁾		-4.0	3	2	2	3	2
3- 20 * Virginia Tech ⁽¹⁾		-6.0	7	1	0	2	2 W
3- 27 * Virginia ⁽¹⁾		-7.0	5	2	1	2	2 W
4- 3 * Boston College		-1.1	4	6	6	3	0 L
4- 11 * Duke		-3.0	4	4	4	2	2 L
4- 18 * Georgia Tech		-2.2	7	6	5	2	4 L
4- 21 South Carolina-Upstate		1.0	0	0	0	0	2
4- 24 * North Carolina ^N		^0.1	0	0	0	0	1 S
4- 25 * North Carolina		0.2	2	1	1	0	0 L
5- 2 Florida Gulf Coast ⁽²⁾		0.1	2	2	1	0	0
5- 11 # Furman		^1.0	0	0	0	1	1
5- 29 + Georgia Tech		-6.1	6	2	2	2	4 W
6- 6 \$ Auburn		-3.2	6	2	2	1	1
6- 14 # Alabama		^0.1	0	0	0	0	0 S
6- 22 ! Oklahoma ^C		2.2	3	2	2	2	5

#6 Dominic Leone, RHP

2010 • Fr.							
Date	Opponent	IP	H	R	ER	BB	SO Dec
2- 19 Miami (OH)		^1.0	0	0	0	0	0
2- 28 Wright State		1.1	1	0	0	0	1
3- 3 Dayton		0.0	1	3	2	2	0
3- 6 # South Carolina		^0.1	1	0	0	0	0
3- 7 South Carolina		1.0	1	2	1	2	0
3- 13 * N.C. State ⁽²⁾		^3.0	2	0	0	0	6 W
3- 20 * Virginia Tech ⁽²⁾		0.2	3	2	2	1	1



Will Lamb recorded the final out of the Clemson Super Regional against Alabama that sent the Tigers to the College World Series.



Josh Thraikill yielded just one walk against 18 strikeouts in his career.

3-31	Coastal Carolina	+5.1	4	1	0	1	1
4-6	Georgia	-6.0	4	2	2	1	7 W
4-14	Western Carolina	-6.0	6	3	2	1	6
4-18	*Georgia Tech	0.2	0	0	0	0	0
4-21	South Carolina-Upstate	1.0	1	1	1	0	2
4-25	*North Carolina	-8.0	7	3	3	1	3
5-2	Florida Gulf Coast ⁽²⁾	+3.2	9	3	3	2	1
5-9	*Maryland	-4.1	7	5	4	1	1
5-16	*Wake Forest	-1.2	4	5	1	2	1 L
5-22	*Florida State	+3.1	3	3	3	3	2
5-29	+Georgia Tech	0.2	4	1	1	0	2
6-7	\$ Auburn	1.2	3	2	2	2	3
6-14	!Alabama	-5.2	3	1	0	1	3 W
6-22	!Oklahoma ^c	0.1	1	1	1	1	0
6-25	!South Carolina	-2.2	4	3	3	1	0 L

#28 Jonathan Meyer, RHP

2010 • Fr.							
Date	Opponent	IP	H	R	ER	BB	SO Dec
2-20	#Michigan State	1.0	0	0	0	0	1
2-21	Furman	^2.0	0	0	0	0	1 S
2-26	Wright State	0.1	1	1	1	1	0
3-3	Dayton	3.0	1	0	0	1	4
3-6	#South Carolina	0.1	2	2	2	1	0
3-13	*N.C. State ⁽¹⁾	^1.0	2	1	0	0	2
3-14	*N.C. State	^2.0	0	0	0	0	0 W
3-16	Charlotte	^0.1	1	0	0	0	0
3-20	*Virginia Tech ⁽²⁾	^1.1	1	0	0	0	0 S
3-24	Elon	^2.0	3	1	1	1	3 L
3-31	Coastal Carolina	1.0	2	1	1	0	0
4-4	*Boston College	0.1	4	4	4	0	1
4-7	Georgia	3.0	3	2	2	0	4 W
4-11	*Duke	^1.0	0	0	0	0	0
4-21	South Carolina-Upstate	1.0	3	3	3	1	1
5-2	Florida Gulf Coast ⁽²⁾	3.1	2	1	1	1	0
5-8	*Maryland	2.0	2	0	0	2	0
5-11	#Furman	1.0	0	0	0	0	1
5-15	*Wake Forest	2.0	3	1	1	0	3
6-6	\$ Auburn	1.0	4	3	3	0	2

#51 Joseph Moorefield, LHP

2010 • *Fr.							
Date	Opponent	IP	H	R	ER	BB	SO Dec
2-28	Wright State	0.1	0	0	0	1	0
3-3	Dayton	1.0	0	0	0	0	1
3-17	Georgia Southern	1.0	1	0	0	1	1
4-6	Georgia	^1.0	4	3	3	1	0
4-18	*Georgia Tech	0.1	0	0	0	2	0
6-13	!Alabama	1.0	0	0	0	0	2

#23 Justin Sarratt, RHP

2007 • Fr.							
Date	Opponent	IP	H	R	ER	BB	SO Dec
2-24	Pacific ⁽²⁾	0.0	1	2	2	1	0
3-3	South Carolina	^1.0	1	0	0	0	1

3-11	Memphis	1.0	1	0	0	0	0
3-18	*Duke	1.0	0	0	0	1	1
3-27	Gardner-Webb	1.0	1	0	0	0	2
3-30	*Miami (FL)	^2.0	4	3	3	0	3
4-4	Georgia	1.2	1	0	0	1	3
4-7	*Virginia Tech	^1.0	4	3	0	0	1
4-24	Elon	1.2	5	5	1	2	1 L
5-8	#Wofford	1.0	2	1	1	0	1
5-11	*Florida State	^0.2	0	0	0	0	0
5-17	*N.C. State	0.1	1	0	0	0	0
6-4	\$ Coastal Carolina	0.2	0	0	0	0	0

2008 • So.

Date	Opponent	IP	H	R	ER	BB	SO Dec
2-23	Mercer ⁽¹⁾	2.0	2	0	0	1	3
2-27	High Point	1.0	1	0	0	0	0
3-1	South Carolina	^1.2	2	1	1	0	0
3-5	Wofford	2.2	2	1	0	0	4
3-8	*Wake Forest	^1.0	1	0	0	0	0
3-9	*Wake Forest ⁽²⁾	1.0	0	0	0	0	1
3-12	North Carolina-Greensboro	2.0	3	2	2	0	1
3-18	Coastal Carolina	1.1	3	1	1	1	0 W
3-21	*N.C. State	^2.0	0	0	0	0	0
3-26	Elon	2.0	0	0	0	0	2
3-29	*Maryland	2.0	2	1	1	0	0 L
4-4	*Miami (FL)	1.0	0	0	0	0	0
4-6	*Miami (FL)	^3.2	3	1	1	0	3
4-13	*North Carolina	2.2	6	3	3	0	1
4-16	South Carolina	+3.1	9	5	5	0	3 L
4-19	*Duke	0.1	0	0	0	0	0
4-20	*Duke	0.2	2	2	1	0	0
4-22	Western Carolina	1.0	1	0	0	1	0
4-23	*Presbyterian College	^1.0	2	0	0	0	1
4-25	*Virginia Tech	1.0	2	1	1	0	2
4-26	*Virginia Tech	1.0	1	0	0	1	1
5-3	*Florida State	0.2	3	3	2	1	1
5-7	#Furman	+2.0	2	1	1	1	0
5-11	*Georgia Tech	0.1	3	1	1	0	0
5-15	Central Florida	^2.0	1	0	0	0	0
5-17	Central Florida	1.1	1	0	0	0	1 W
5-22	+N.C. State	5.0	8	2	2	0	2

2009 • Jr.

Date	Opponent	IP	H	R	ER	BB	SO Dec
2-22	Charlotte	2.0	4	3	3	0	0
3-4	North Carolina-Asheville	1.0	1	1	0	1	0 W
3-8	*North Carolina	1.1	1	0	0	0	2
3-10	*Michigan State	+6.0	3	1	1	0	2 W
3-18	South Carolina-Upstate	+5.0	0	0	0	0	2 W
3-22	*Florida State	^0.2	1	3	3	2	0 L
3-24	Elon ⁽²⁾	+2.0	6	5	3	0	2
4-1	Georgia	-8.0	3	1	1	1	12
4-7	South Carolina	-3.0	6	4	4	1	1
4-12	*Miami (FL)	+3.2	4	3	3	1	2
4-18	*Virginia Tech	+2.0	6	5	5	2	0 L
5-9	North Carolina-Wilmington	2.0	2	1	1	0	1
5-11	#Furman	^1.1	0	0	0	0	0 S
5-15	*N.C. State	2.0	3	0	0	0	1
5-22	+Duke	^2.0	1	0	0	1	1
5-31	*Oklahoma State	^0.1	0	0	0	0	0

2010 • Sr.

Date	Opponent	IP	H	R	ER	BB	SO Dec
2-19	Miami (OH)	2.1	1	0	0	0	2
2-21	Furman	1.0	3	3	3	1	1
2-28	Wright State	0.1	2	3	3	1	1
3-3	Dayton	+1.0	2	2	2	0	1
3-11	Gardner-Webb	+5.0	4	2	1	2	1 W
3-16	Charlotte	+1.2	5	5	5	3	0

#42 Josh Thraikill, RHP

2007 • Fr.							
Date	Opponent	IP	H	R	ER	BB	SO Dec
2-21	High Point	+2.0	4	2	2	0	2
3-27	Gardner-Webb	1.0	0	0	0	0	1
4-4	Georgia	2.0	5	3	3	0	2

2009 • *So.

Date	Opponent	IP	H	R	ER	BB	SO Dec
3-4	North Carolina-Asheville	1.0	0	0	0	0	0
3-10	Michigan State	1.0	1	1	1	0	1
5-8	North Carolina-Wilmington	^1.0	1	0	0	0	0

2010 • *Jr.

Date	Opponent	IP	H	R	ER	BB	SO Dec
3-11	Gardner-Webb	^1.0	0	0	0	0	0
3-17	Georgia Southern	^1.0	1	0	0	0	1
3-23	Elon	2.1	1	2	1	0	3

4-3	*Boston College	^1.0	3	2	2	1	2
4-18	*Georgia Tech	^0.1	1	1	1	0	1
5-4	Florida Gulf Coast	^1.0	1	0	0	0	0
5-7	*Maryland	^2.0	2	1	1	0	3
5-14	*Wake Forest	^1.0	1	0	0	0	0
6-4	\$ Southern Mississippi	^1.0	1	0	0	0	1
6-13	!Alabama	1.0	1	1	1	0	1

#33 Scott Weismann, RHP

2009 • Fr.							
Date	Opponent	IP	H	R	ER	BB	SO Dec
2-20	Charlotte	1.0	1	0	0	0	2
2-25	Wofford	0.2	3	1	1	0	2
3-3	Furman	2.0	0	0	0	1	0
3-7	*North Carolina	^1.0	1	0	0	0	1
3-11	#Michigan State	1.0	0	0	0	0	1
3-13	*Wake Forest ⁽²⁾	1.0	0	0	0	0	0
3-18	South Carolina-Upstate	1.0	0	0	0	0	2
4-5	*Duke	1.0	2	0	0	0	2
4-19	*Virginia Tech	2.0	2	0	0	0	2
4-22	South Carolina	+4.0	2	0	0	1	3
4-26	*Georgia Tech	^2.0	1	0	0	1	1 S
5-3	*Maryland ⁽¹⁾	2.2	0	1	1	2	2 W
5-8	North Carolina-Wilmington	2.0	3	1	1	1	1
5-12	College of Charleston	+5.0	3	0	0	3	3 W
5-16	*N.C. State	1.2	2	1	1	2	2
5-21	+Virginia	0.2	2	2	1	1	2 L
5-31	\$ Tennessee Tech	-8.0	4	0	0	3	2 W

2010 • So.

Date	Opponent	IP	H	R	ER	BB	SO Dec
2-20	#Michigan State	-4.2	6	2	2	1	6 W
2-27	Wright State	-4.2	5	6	1	0	4
3-7	South Carolina	-6.0	5	3	2	2	5 W
3-14	*N.C. State	-6.0	4	4	3	3	5
3-20	*Virginia Tech ⁽²⁾	-6.0	6	2	1	1	7 W
3-27	*Virginia ⁽²⁾	-7.0	6	3	3	0	2 L
4-4	*Boston College	-6.0	6	4	4	3	6
4-10	*Duke	-7.0	4	4	4	3	4
4-17	*Georgia Tech	-7.0	9	4	4	1	7 L
4-24	*North Carolina ^N	-3.1	8	5	5	2	3
5-2	Florida Gulf Coast ⁽¹⁾	-5.0	5	3	3	3	5 W
5-8	*Maryland	-2.0	6	6	4	1	0
5-15	*Wake Forest	-5.0	7	4	4	3	4 W
5-21	*Florida State	-6.1	3	3	3	4	5 W
5-28	+Virginia Tech	-3.0	6	6	5	2	0
6-4	\$ Southern Mississippi	-7.0	4	1	1	1	6 W
6-13	!Alabama	-6.0	9	4	3	0	0 W
6-22	!Oklahoma ^c	-5.0	3	1	1	2	4 W
6-26	!South Carolina	0.1	0	0	0	2	0

* - ACC regular-season game; # - Greenville, SC (Fluor Field); + - ACC Tournament; \$ - NCAA Regional; ! - NCAA Super Regional; ! - College World Series at Omaha, NE; ^ - due to inclement weather, game was completed on Apr. 25; ^ - due to inclement weather, game was completed on June 23; - - start; ^ - finished game; Note: **Bold** denotes a Clemson home game.



Scott Weismann had a team-high nine victories in 2010, including a 6-0 record in his final nine starts.

The 2010 season saw Clemson return to the College World Series for the 12th time in school history. Clemson also made its 23rd NCAA Tournament appearance in the last 24 years and its 35th overall (sixth-most in the nation) along with winning the ACC Atlantic Division title for the second time.

Clemson finished the season in top 20 of nine different NCAA categories. The Tigers were second in the nation with 81 doubles plays and sixth with 1.16 per game. The Tigers were third in the nation in walks (375), fifth in runs (600), tied for fifth in sacrifice flies (42), eighth in hits (764), tied for 15th in home runs (93), 19th in runs per game (8.6), and tied for 25th in steals (106).


Clemson broke the school record with nine grand slams, the 600 runs scored were third-most in school history, and the homer total was fourth. The Tigers also had one of their best seasons of getting on base. In 70 games, Clemson had 764 hits, 375 walks, and 60 hit-by-pitches for a total of 1,199 times on base or an average of 17.1 times per game, its highest mark since 1999.

Jack Leggett, in his 17th season as the Tigers' head coach, was named ABCA Atlantic Region Coach-of-the-Year. With 45 wins in 2010, Leggett upped his total to 769 at Clemson and 1,146 for his career.

Outfielder Kyle Parker, who was a first-team All-American and First-Team All-ACC, became the first player in NCAA history to hit 20 homers and throw 20 touchdown passes in the same academic year. By hitting 20 home runs, Parker also became only the ninth Tiger to hit at least 20 in a season. For the year, Parker hit .344 with 20 homers, 15 doubles, and 64 RBIs. He finished fifth in the country in runs (85) and 15th in walks (56).

Outfielder Jeff Schaus, who was named Second-Team All-ACC, hit .320 with 15 homers, 14 doubles, and 87 RBIs. His 87 RBIs were fourth-most in the nation, most in the ACC, and tied for the second-highest total in school history.

Second-baseman Mike Freeman, a co-captain for the second straight season, was named Second-Team All-ACC and finished 19th in the nation in hits (99). He batted .331 with a team-high 24 doubles and had two separate hitting streaks of at least 14 games. Freeman, who made numer-



Casey Harman pitched at least 5.0 innings in 18 of his 19 starts in 2010.

ous highlight-reel defensive plays, had 11 steals and was one of four Tigers with double-digit steals.

Shortstop Brad Miller hit a team-high .357 with eight homers, four triples, 19 doubles, and 49 RBIs. With 50 walks, good enough for 23rd-most in the country, and two hit-by-pitches, Miller had an outstanding .458 on-base percentage, as he reached base via a hit or walk in 66 of his 69 games.

Third-baseman John Hinson, who was coming off a back injury that forced him to miss the entire 2009 season, had a great all-around year. In 67 games (57 starts), he hit .351 with 17 homers, nine doubles, one triple, and 75 RBIs. He also led the team with 25 steals, the most by a Tiger since 2001.

Outfielder Wilson Boyd finished his Clemson career by batting .301, his third-straight season at .300 or better, with 14 doubles. He also had a 14-game hitting streak in March, giving him five career double-digit hitting streaks.

Freshman first-baseman Richie Shaffer, who missed 17 games in the middle of the season with a hamstring injury, batted .323 with seven homers, 11 doubles, 36 RBIs, and a .409 on-base percentage. He was also errorless in the field in 327 chances.

Will Lamb, a key utility player for the Tigers, hit .289 with four homers, two triples, six doubles, 36 RBIs, and was 14-14 on stolen bases in 52 games in the field. He also had an 11-game hitting streak in May while batting in the leadoff spot as the designated hitter.

2010 Team Accomplishments

- Had its 53rd-consecutive non-losing season.
- Won the ACC Atlantic Division title by sweeping Florida State in the final weekend of the regular season.
- Played in a super regional for the ninth time in the 12th year of that format.
- Made its 12th trip to the College World Series and reached the Final Four in Omaha.
- Finished ranked in the top 10 of all three major polls.
- Finished second in the nation in double plays turned (81) and 19th in runs per game (8.6).
- Hit a school-record nine grand slams.
- Averaged 4,694 fans per home date, the seventh-highest figure in the nation.

Chris Epps, who split time between the outfield and DH, totaled three homers, eight doubles, one triple, 16 RBIs, and 46 walks. He also won the Bob Bradley Award as Clemson's MVP of the South Carolina series by going 7-for-14 with two homers, a double, six RBIs, and six runs.

Spencer Kieboom, who became the starting catcher during the postseason, finished the season batting .263 with five doubles, 10 RBIs, and 10 runs. He started the final 12 games of the season after making only one start in the team's first 58 games.

John Nester, who started 41 games behind the plate, hit .235 with nine doubles and a .356 on-base percentage.

Lefthander Casey Harman led the pitching staff. As the Friday starter, Harman finished with an 8-4 record and a 3.79 ERA in a team-high 121.0 innings pitched. In 19 starts, he had 105 strikeouts and a .249 opponents' batting average, as he pitched at least 5.0 innings in 18 of his 19 starts.

Righthander Scott Weismann was one of Clemson's weekend starters the entire year. In 97.1 innings pitched over 19 appearances (18 starts), he was 9-2 with a 4.90 ERA, 73 strikeouts, and a .268 opponents' batting average. In his five career NCAA Tournament appearances, Weismann has a 1.71 ERA, the best mark in Clemson history.

Righty Alex Frederick was Clemson's top reliever in 2010. He made a team-high 33 appearances, tied for the most in school history, and pitched 62.1 innings with a 3.75 ERA and a team-leading four saves, including both saves in Clemson's victories in Omaha. Twice during the season he won two games in a series, first against Florida Gulf Coast and then against #7 Florida State.

Freshman righthander Dominic Leone settled in as one of Clemson's most reliable pitchers in 2010. In 22 appearances (10 starts), he pitched 58.1 innings and was 3-2 with a 4.78 ERA.

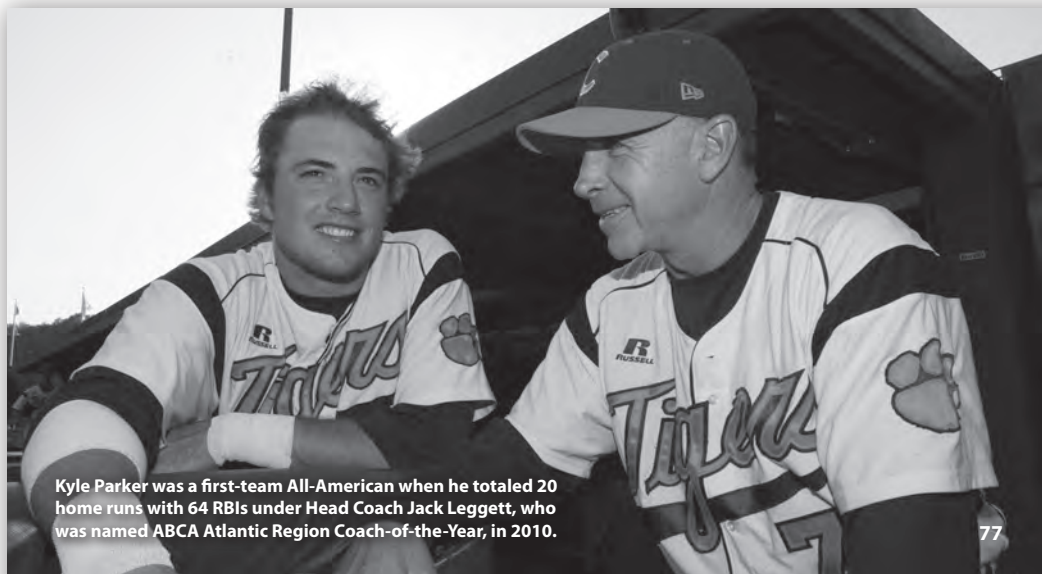
Lamb, a lefthander, was a weekend starter during part of the season. In 10 starts and eight relief appearances, he pitched 52.0 innings and was 4-4 with two saves and a 5.02 ERA. Freshman righty Scott Firth became Clemson's top midweek starter late in 2010. In 32.2 innings over 16 appearances (four starts), he was 2-1 with a 3.58 ERA.

2010 Starts By Position

Pitcher		Third Base			
#	Player	GS	Player	GS	
36	Casey Harman	19	4 John Hinson	54	
33	Scott Weismann	18	2 Jason Stolz	16	
30	Will Lamb	10			
6	Dominic Leone	10			
20	Scott Firth	4			
23	Justin Sarratt	3			
19	Kevin Brady	2			
15	Mike Kent	2			
39	Alex Frederick	1			
29	David Haselden	1			
Catcher		Left Field			
#	Player	GS	#	Player	GS
17	John Nester	40	3 Jeff Schaus	64	
9	Phil Pohl	17	12 Wilson Boyd	6	
22	Spencer Kieboom	13			
First Base		Center Field			
#	Player	GS	#	Player	GS
8	Richie Shaffer	36	12 Wilson Boyd	29	
30	Will Lamb	29	26 Chris Epps	24	
11	Kyle Parker	4	18 Addison Johnson	17	
17	John Nester	1			
Second Base		Right Field			
#	Player	GS	#	Player	GS
5	Mike Freeman	69	11 Kyle Parker	57	
2	Jason Stolz	1	12 Wilson Boyd	11	
			26 Chris Epps	2	
Shortstop		Designated Hitter			
#	Player	GS	#	Player	GS
13	Brad Miller	65	12 Wilson Boyd	16	
2	Jason Stolz	5	26 Chris Epps	15	
			30 Will Lamb	12	
			8 Richie Shaffer	8	
			11 Kyle Parker	6	
			3 Jeff Schaus	6	
			13 Brad Miller	4	
			4 John Hinson	3	

Note: **Bold** denotes returning player; 63.1 percent of the

Note: Bold denotes returning player; 63.1 percent of the starts return in 2011.



Kyle Parker was a first-team All-American when he totaled 20 home runs with 64 RBIs under Head Coach Jack Leggett, who was named ABCA Atlantic Region Coach-of-the-Year, in 2010.

Righty Kevin Brady emerged as one of the team's top pitchers out of the bullpen and made spot starts in 2010. In 37.1 innings pitched, he had 45 strikeouts against only eight walks and was 1-0 with a save and a 4.58 ERA. He led the team in strikeout-to-walk ratio (5.6-to-1), and over his last 13 appearances, all from the bullpen, he allowed just one walk with 21 strikeouts in 17.1 innings pitched.

Righthander Tomas Cruz made 24 appearances and had a 3-3 record with three saves and a 5.36 ERA over 40.1 innings pitched. Righty David Haselden pitched 41.0 innings over 22 appearances and was 4-4 with two saves, a 4.61 ERA, and allowed only 13 walks with 29 strikeouts.

Freshman righthander Jonathan Meyer was 2-1 with two saves in 20 appearances in 2010. In 29.0 innings pitched, he totaled 23 strikeouts against only eight walks. Another freshman, lefty Kevin Kyle, was a key situational pitcher in 2010. In 13 appearances, he had a 3.00 ERA over 12.0 innings pitched.

The Tigers opened the year in the First Pitch Invitational. In the first game against Miami (OH) at Doug Kingsmore Stadium, Lamb went 4-for-4 with a homer, three runs, and three RBIs to lead Clemson to an 11-0 win. The following day at Fluor Field, Hinson, Boyd, and Freeman each hit homers in Clemson's 10-2 win over Michigan State. The Tigers finished the weekend with an 8-5 win over Furman in Tigertown.

Clemson played its next four games against teams from Dayton, OH. Wright State traveled to Clemson for a weekend series. After close 4-3 and 8-6 wins over the Raiders, the Tigers swept the series with a 12-6 win, powered by three home runs. Clemson then defeated Dayton 6-5 in 10 innings in a midweek contest.

South Carolina, ranked #15 in the nation, came to town and Clemson claimed a 4-3 come-from-behind victory over the Gamecocks. The following day at Fluor Field, South Carolina won game-two 7-5. The Tigers won the regular-season series with a 19-6 win at Carolina Stadium behind five home runs, including two grand slams.

After a 13-2 victory over Gardner-Webb, Clemson swept N.C. State at home to open ACC play. In game-one, Clemson scored 10 runs in the first four innings and held on for a 12-7 win. In game-two, the Tigers put seven runs across in the eighth inning for a 12-6 win. Game-three saw Clemson come from behind with two bases-loaded walks to take a 7-6 victory.

After an 11-10 loss at Charlotte, the Tigers totaled 21 hits, including nine doubles, one triple, and six home runs, to defeat Georgia Southern 22-6. The following weekend in Clemson, the Tigers swept Virginia Tech to get off to their best ACC start (6-0) since 2004. In game-one, Harman and Haselden combined for a one-hit, 3-0 win. After a 5-2 victory in game-two, the Tigers completed the sweep with a 13-8 win behind four RBIs from Nester.



Chris Epps received the Bob Bradley Award as Clemson's MVP of the three-game series against South Carolina.

After dropping a midweek series to Elon, the Tigers traveled to #1 Virginia. Clemson fell 4-3 in game-one, but it won game-two 8-5 behind 7.0 strong innings pitched from Lamb, a native of Virginia. Virginia won the series with a 3-1 victory in game-three.

After falling 4-3 in an 11-inning game to #14 Coastal Carolina, the Tigers had nine extra-base hits to top Boston College 15-2. After dropping game-two 11-5, the Tigers scored eight runs in the eighth inning of game-three to defeat the Eagles 14-9 and win the series.

Clemson swept Georgia in the annual midweek, home-and-home series. In Athens, Hinson was 2-for-3 with a grand slam and five RBIs to lead the Tigers to a 15-5 victory. The following night in Clemson, Freeman was 3-for-5 with six RBIs against his former team in a 14-6 Tiger win.

The Tigers traveled to Duke the following weekend and dropped a tough series. In game-one, Duke score five runs in the eighth inning and held on for a 10-9 win. In a wild game-two, the Tigers scored six runs in the 11th inning for an 11-5 victory. Duke took the series with a 7-2 win in game-three.

Following a 7-5 loss to Western Carolina, the Tigers traveled to Atlanta to take on #5 Georgia Tech. The Yellow Jackets won game-one 8-6 with a walkoff homer in the 10th inning and won game-two 4-3 with two, two-out runs in the seventh inning. Georgia Tech completed the sweep with an 11-3 win.

Clemson defeated USC Upstate 22-4 behind Hinson, who went 5-for-6 with three home runs and seven RBIs. The Tigers scored seven runs in both the second and third innings.

The following weekend, North Carolina won two close games to take the series in Clemson. Following a 5-3 game-one loss, Clemson rallied from a 5-0 deficit in game-two for a 10-6 win. In game-three, Leone made his first career ACC start and pitched 8.0 innings, but the Tar Heels rallied with a run in the ninth inning for a 4-3 win.

Following a week off for exams, Florida Gulf Coast came to town for a four-game series. The Eagles won game-one 4-2, but Clemson responded to win the next three games. In game-two, Clemson scored in six of its eight innings at the plate in a 9-3 win. In game-three, the second game of a doubleheader, Schaus belted a two-out single to score the winning run in a 7-6 victory. In game-four, the Tigers scored seven two-out runs in the second inning on its way to a 14-2 triumph.

2010 Individual Honors

#12 Wilson Boyd • OF • *Sr.

- Tiger Baseball Award winner (leadership)
- Auburn (AL) Regional All-Tournament selection
- ACC Player-of-the-Week (5/24)

#19 Kevin Brady • RHP • *Fr.

- All-ACC Academic Team member

#44 Tomas Cruz • RHP • Sr.

- Dedication Award winner (team strength training)

#26 Chris Epps • OF • Jr.

- Bob Bradley Award winner (team MVP of the three-game series against South Carolina)

#5 Mike Freeman • 2B • Sr.

- 11th-round draft pick of the Arizona Diamondbacks
- Second-Team All-ACC selection
- Second-Team All-ACC by SEBaseball.com
- All-ACC Academic Team member
- Mitchell Award winner (team MVP)
- Auburn (AL) Regional All-Tournament selection

#36 Casey Harman • LHP • Jr.

- 29th-round draft pick of the Chicago Cubs
- Second-Team All-ACC by SEBaseball.com
- Stowe Award winner (team most valuable pitcher)
- Auburn (AL) Regional All-Tournament selection
- National Player-of-the-Week by [Collegiate Baseball](http://CollegiateBaseball) (3/22)

#29 David Haselden • RHP • So.

- All-ACC Academic Team member

#4 John Hinson • INF • *So.

- 13th-round draft pick of the Philadelphia Phillies
- First-Team All-ACC by SEBaseball.com
- College World Series All-Tournament selection
- Auburn (AL) Regional MVP
- Auburn (AL) Regional All-Tournament selection

#7 Jack Leggett • Head Coach • 17th Season

- ABCA Atlantic Region Coach-of-the-Year

#13 Brad Miller • SS • So.

- All-ACC Academic Team member
- USA National Team member

#17 John Nester • C/1B • Jr.

- 39th-round draft pick of the Oakland Athletics
- Johnny Bench Award Watch List

#11 Kyle Parker • OF/1B • Jr.

- First-round draft pick of the Colorado Rockies
- First-team All-American by PingBaseball
- Second-team All-American by [Baseball America](http://BaseballAmerica)
- Second-team All-American by NCBWA
- Third-team All-American by ABCA
- Golden Spikes Award Watch List
- First-team All-Atlantic Region by ABCA
- First-Team All-ACC selection
- First-Team All-ACC by SEBaseball.com
- ACC Player-of-the-Week (3/22)
- ACC Player-of-the-Week (5/10)

#3 Jeff Schaus • OF • Jr.


- 27th-round draft pick of the Cleveland Indians
- Second-Team All-ACC selection
- Second-Team All-ACC by SEBaseball.com
- Auburn (AL) Regional All-Tournament selection

#8 Richie Shaffer • 1B/3B • Fr.


- All-ACC Academic Team member

#33 Scott Weismann • RHP • So.

- Auburn (AL) Regional All-Tournament selection



Brad Miller hit a team-high .357 with a .458 on-base percentage in 2010.



John Hinson capped a stellar postseason by being named to the College World Series All-Tournament team in 2010.

After a 12-1 win over Furman at Fluor Field that featured homers by Hinson, Schaus, and Boyd, Clemson traveled to Wake Forest for its final ACC road trip of the year. The Demon Deacons scored eight runs in the fourth inning to defeat the Tigers 9-5. In game-two, Clemson scored 10 runs in the fifth inning en route to a 17-5 win. Wake Forest took the series with a 11-2 game-three win behind freshman Tim Cooney's 8.0 effective innings pitched.

After Clemson defeated Presbyterian College 8-2 behind two-run homers from Schaus and Stolz, the Tigers welcomed #7 Florida State to town in a series that would determine the ACC Atlantic Division champion. In game-one, the Tigers scored three runs in the eighth for a 9-8 come-from-behind win led by Miller, who was 5-for-5 with a homer, double, and three RBIs. Shaffer went 3-for-4 to lead the Tigers to an 8-4 game-two win and Frederick tossed 4.2 scoreless innings in an 8-3 game-three win. With the sweep, Clemson won the Atlantic Division title for the first time since 2006 and earned the #2 seed at the ACC Tourney at NewBridge Bank Park in Greensboro, NC.

In game-one, Clemson dropped a 13-8 decision to N.C. State behind five two-out Wolfpack runs in the sixth inning. In game-two against #18 Virginia Tech, the Tigers fought back from a 5-0 deficit to take a 6-5 lead, but the Hokies rallied for a 9-8 win in the teams' first-ever ACC Tournament meeting.

In game-three, Lamb pitched 6.1 strong innings to lead Clemson to a 9-3 win over #6 Georgia Tech. The win was the Tigers' 100th in ACC Tournament history.

The Tigers traveled to the Auburn (AL) Regional to open NCAA play. In game-one, Weismann pitched 7.0 solid innings and Clemson beat Southern Mississippi 10-1.

In game-two, Harman pitched his first career complete game in a five-hit performance to lead Clemson to a 5-2 over host and #14 Auburn. In Clemson's third game of the Auburn Regional, the host Tigers hit a three-run homer with two outs in the ninth inning to send them to a 11-10 win and to force a deciding game.

In the final game, Clemson scored three runs in both the first and second innings, then used three double plays to defeat Auburn 13-7 and claim the regional title.

Hinson was named Auburn Regional MVP after going 9-for-16 (.563) with three homers, one double, five RBIs, and five runs. Joining Hinson on the all-tournament team were Boyd, Freeman, Harman, Schaus, and Weismann.

The Tigers advanced to face #16 Alabama in the Clemson Super Regional, their ninth super-regional appearance. It was the first time since 2006 that Clemson hosted a super regional and marked the second straight year the Crimson Tide traveled to Clemson for NCAA Tourney play.

In game-one, Alabama scored four unearned runs in the third inning and held on for a 5-4 win.

Clemson responded in game-two with six runs in the first inning and nine runs in the sixth to defeat Alabama 19-5. The Tigers had six players with at least two hits and seven with at least two runs. Hinson, Shaffer, and Miller all hit home runs to pace Clemson's 20-hit attack.

In game-three, Clemson jumped out to an 8-1 lead behind Hinson's two-run homer and two long balls from Shaffer. The Tigers then withstood a ninth inning Alabama rally and held on for an 8-6 win to advance to the College World Series.

In the Tigers' first game, Harman and Frederick combined to limit #1 Arizona State to eight hits in Clemson's 6-3 win. Every Tiger starter had at least one hit, as Clemson won its fourth straight College World Series opener.

In game-two, Clemson scored six runs in the first five innings and held on for a 6-4 win over #6 Oklahoma in a game that took two days to complete due to inclement weather. Hinson led Clemson at the plate with three of the Tigers' six hits, as Clemson used eight walks and a Kieboom two-run single to defeat the Sooners.

In game-three in Omaha, Michael Roth pitched a complete-game three-hitter to lead #5 South Carolina to a 5-1 win to force a deciding game to determine who would advance to the championship series.

The following day, South Carolina scored two runs with two outs in the bottom of the seventh and held on to edge Clemson 4-3. Harman pitched 6.1 effective innings with five strikeouts against no walks, but he suffered the loss after the Tigers stranded nine runners on base. Hinson and Freeman each had two hits to lead Clemson at the plate. By going 7-for-16 (.438) with a triple, three RBIs, three runs, and two steals, Hinson was named to the All-College World Series team.

Clemson ended the season with a 45-25 record and was ranked #4 by both **Collegiate Baseball** and **Sports Weekly** in the final polls. The fans continued their strong support, as 164,285 fans attended the 35 home dates. The 4,694 fans per date was the fourth-highest average in school history and seventh-highest in the nation.

Six Tigers were chosen in the Major League draft. The Colorado Rockies picked Parker with the #26 overall pick of the draft. It marked the second straight season Colorado drafted the first Tiger taken in the draft. Parker was Clemson's first first-round draft pick since Daniel Moskos in 2007. Freeman, Hinson, Schaus, Harman, and Nester were also selected later in the draft.

2010 Final Polls

Baseball America

Rk	School	W-L	Pvs
1.	South Carolina	54-16	12
2.	UCLA	51-17	8
3.	TCU	54-14	6
4.	Arizona State	52-10	2
5.	Oklahoma	50-18	11
6.	Florida State	48-20	10
7.	Florida	47-17	4
8.	Virginia	51-14	1
9.	Texas	50-13	3
10.	Clemson	45-25	---
11.	Cal State Fullerton	46-18	7
12.	Coastal Carolina	55-10	5
13.	Arkansas	43-21	19
14.	Vanderbilt	46-20	25
15.	Miami (FL)	43-20	20
16.	Alabama	42-25	---
17.	Louisville	50-14	9
18.	Georgia Tech	47-15	13
19.	Auburn	43-21	14
20.	Virginia Tech	40-22	16
21.	Rice	40-23	18
22.	UC Irvine	39-21	21
23.	Texas A&M	43-21-1	22
24.	Washington State	37-22	24
25.	Oregon	40-24	---

Collegiate Baseball

Rk	School	W-L	Pts	Pvs
1.	South Carolina	54-16	495	5
2.	UCLA	51-17	493	2
3.	TCU	54-14	490	4
4.	Clemson	45-25	488	8
5.	Oklahoma	50-18	486	6
6.	Florida State	48-20	483	7
7.	Arizona State	52-10	481	1
8.	Florida	47-17	480	3
9.	Texas	50-13	478	9
10.	Virginia	51-14	476	10
11.	Coastal Carolina	55-10	474	11
12.	Cal State Fullerton	46-18	473	12
13.	Miami (FL)	43-20	470	13
14.	Vanderbilt	46-20	467	14
15.	Arkansas	43-21	464	15
16.	Alabama	42-25	461	16
17.	Georgia Tech	47-15	457	17
18.	Texas A&M	43-21-1	454	18
19.	Louisville	50-14	452	19
20.	Auburn	43-21	449	20
21.	Washington State	37-22	447	21
22.	UC Irvine	39-21	445	22
23.	Saint John's	43-20	442	23
24.	Mississippi	39-24	439	24
25.	Louisiana State	41-22	437	25

Sports Weekly

Rk	School	W-L	Pts	Pvs
1.	South Carolina (31)	54-16	775	11
2.	UCLA	51-17	744	7
3.	TCU	54-14	696	6
4.	Clemson	45-25	653	20
5.	Oklahoma	50-18	625	13
6.	Florida State	48-20	594	12
7.	Arizona State	52-10	585	1
8.	Florida	47-17	581	5
9.	Texas	50-13	513	3
10.	Virginia	51-14	508	2
11.	Coastal Carolina	55-10	459	4
12.	Cal State Fullerton	46-18	419	9
13.	Vanderbilt	46-20	374	17
14.	Arkansas	43-21	366	15
15.	Miami (FL)	43-20	335	14
16.	Louisville	50-14	287	10
17.	Georgia Tech	47-15	283	8
18.	Alabama	42-25	261	---
19.	Auburn	43-21	199	16
20.	Rice	40-23	133	19
21.	Texas A&M	43-21-1	101	---
22.	UC Irvine	39-21	87	21
23.	Connecticut	48-16	83	18
24.	Mississippi	39-24	71	22
25.	Louisiana State	41-22	67	23



#12 Wilson Boyd

OF • L-L • 5-8 • 175 • 4VL

Hickory, NC • Hickory HS

A career .306 hitter in 238 games (215 starts) over four seasons...his 238 career games were sixth-most in school history and his 837 at-bats were seventh-most...had 48 doubles, seven triples, 21 homers, 166 RBIs, 163 runs, and 14 steals...had five career double-digit hitting streaks and had at least one double-digit hitting streak all four of his active seasons...two-time winner of the Bob Bradley Award as Clemson's MVP of the season series against South Carolina...had 10 doubles in 23 career NCAA Tournament games.

2010: Won the Tiger Baseball Award, given to the team's best leader...hit .301 with 47 runs, 14 doubles, five homers, 46 RBIs, 42 walks, and two steals in 65 games (62 starts, including 29 in centerfield, 16 as the DH, 11 in right field, and six in left field)...had 16 multi-hit games and 11 multi-RBI games...had a 14-game hitting streak in March...named ACC Player-of-the-Week on May 24 for his performances in four games from May 18-22; he went 8-for-14 (.571) with a homer, double, and five RBIs...named to the Auburn Regional All-Tournament team after going 6-for-14 (.429) with four doubles, four RBIs, and three runs in four games...hit the game-winning, run-scoring single with two outs in the eighth inning against #15 South Carolina on Mar. 5...hit a grand slam and totaled five RBIs against Furman at Greenville, SC on May 11...went 3-for-5 with two RBIs and a run against #7 Florida State on May 20; his two-out, run-scoring single in the eighth inning gave Clemson the lead for good...went 2-for-5 with two doubles, three RBIs, and a run at #14 Auburn in the Auburn Regional on June 7.

2009: Hit .341 with 35 runs, 15 doubles, three triples, three homers, 46 RBIs, and five steals in 52 games (49 starts, including 21 in centerfield, 12 in left field, 11 in right field, and five as the DH)...had a .418 on-base percentage thanks to 24 walks against only 22 strikeouts...had 19 multi-hit games and 14 multi-RBI games...had a team-season-long 11-game hitting streak; he was 23-for-42 (.548) with six doubles, two triples, 13 RBIs, eight runs, and nine multi-hit games during the streak...had two of the team's four walkoff hits...member of the All-ACC Tournament and Clemson Regional All-Tournament teams; he was 6-for-13 (.462) with five RBIs in three ACC Tournament games, as he earned All-ACC Tournament honors; he was 7-for-20 (.350) with three doubles and five RBIs in the Clemson Regional...hit a walkoff single in the 10th inning against Charlotte on Feb. 22...went 4-for-5 with a double, triple, three RBIs, and two runs against Furman at Greenville, SC (Fluor Field) on May 11; he had a streak of seven consecutive hits over two games...hit a walkoff single with two outs in the 11th inning against #4 North Carolina in the ACC Tournament on May 23...went 4-for-6 with two doubles and four RBIs against Oklahoma State in the Clemson Regional on May 31.

2008: Hit .300 with 42 runs, 12 doubles, one triple, 11 homers, 44 RBIs, and six steals in 59 starts, including 52 in centerfield and seven in left field...hit five homers in the first five games...Clemson had a 9-1 record in games that he hit a homer...one of two Tigers to start every game...tied for the team lead in hits (70)...had a team-high 20 two-out RBIs...had 19 multi-hit games and a team-best 13 multi-RBI games...reached base via a hit or walk in 24 straight games, which included the last five games of 2007 and the first 19 games of 2008...had a 14-game hitting streak from February to March...had a 10-game hitting streak from April to May...received the Bob Bradley Award as Clemson's MVP of the four-game series against South Carolina; he was 6-for-16 (.375) in four starts...hit a solo homer and three-run homer in the third inning against Mercer on Feb. 24; he became the fourth Tiger in history to hit two homers in an inning...went 5-for-6 with two doubles, two RBIs, and a steal against Boston College on Mar. 16; he was 10-for-16 (.625) with six RBIs and four steals in the series.

2007: Hit .285 with 39 runs, seven doubles, three triples, two homers, and 30 RBIs in 62 games (45 starts, including 39 in right field, four in left field, and two as the DH)...started 23 of the last 25 games...had 13 multi-hit games...had a 10-game hitting streak in April...received the Bob Bradley Award as Clemson's MVP of the four-game series against South Carolina; he was 5-for-14 (.357) with four RBIs in four starts...came off the bench and hit a team-season-high two triples against Georgia on Apr. 4; the second triple came in the ninth inning with the Tigers down a run, as he later scored the tying run in Clemson's win...went 2-for-4 with a triple, two runs, and four RBIs against #5 South Carolina on Apr. 25...hit a two-out, run-scoring single in the 10th inning to keep the Tigers alive, as Clemson went on to win 3-2 in 11 innings against #19 Georgia Tech on Apr. 27...hit his first career homer at #2 Florida State on May 12.

2006: Red-shirted...played for Thomasville in the Coastal Plain League in the summer, where he hit a team-best .324 with four homers and 31 RBIs in 48 games (46 starts); he led the team to the league title.

BEFORE CLEMSON: Louisville Slugger All-American as a senior at Hickory High School...all-state selection as a junior and senior...four-time all-conference pick...conference player-of-the-year as a senior...had a .438 career batting average...lettered four times in baseball and once in football at Hickory High, where he was coached by David Craft.

PERSONAL: Member of the ACC Academic Honor Roll in 2009-10...graduated on May 7, 2010 with a degree in management...born Wilson Andrew Boyd on Oct. 28, 1986 in Charlotte, NC.

Year	AVG	G-S	AB	R	H	2B	3B	HR	RBI	OB%	SB
2007	.285	62-45	193	39	55	7	3	2	30	.344	1-6
2008	.300	59-59	233	42	70	12	1	11	44	.376	6-9
2009	.341	52-49	182	35	62	15	3	3	46	.418	5-5
2010	.301	65-62	229	47	69	14	0	5	46	.407	2-6
Totals	.306	238-215	837	163	256	48	7	21	166	.387	14-26



#44 Tomas Cruz

RHP • R-R • 5-9 • 195 • 2VL

Amarillo, TX • Seward County (KS) CC

Former junior college transfer who was valuable in long and short-relief roles in two seasons at Clemson...had a 5-6 record, seven saves, a 4.27 ERA, and 66 strikeouts against 34 walks in 86.1 innings pitched over 48 relief appearances in his career.

2010: Won the Dedication Award for outstanding work in the strength training room...had a 3-3 record, three saves, and a 5.36 ERA in 24 relief appearances...in 40.1 innings pitched, he allowed 48 hits and 18 walks with 27 strikeouts...finished a team-high 14 games on the mound...pitched 4.0 innings in relief, allowing one run and no walks with two strikeouts to earn the win at Duke on Apr. 10...pitched 4.2 innings in relief, allowing one hit, no runs, and no walks with four strikeouts to earn the win at Maryland on May 9...retired both batters he faced to record the save against #7 Florida State on May 20...pitched 3.0 hitless and scoreless innings in relief with three strikeouts against #5 South Carolina in the College World Series on June 25.

2009: Had a 2-3 record and 3.33 ERA in 24 relief appearances...had a team-tying-high four saves...in 46.0 innings pitched, he allowed 32 hits (.195 opponents' batting average) and 16 walks with 39 strikeouts...led the team in ERA...pitched 3.0 innings, allowing one hit, no runs, and no walks with two strikeouts to earn his first win as a Tiger at #2 North Carolina on Mar. 6...pitched a scoreless eighth inning against South Carolina-Update on Mar. 18; he was the fourth of five righties who combined to pitch Clemson's first no-hitter since 1984...pitched 4.0 innings in relief, allowing one hit, one run, and no walks with five strikeouts at South Carolina on Apr. 7...played for Florence in the Coastal Plain League in the summer, where he was 0-0 with a 3.86 ERA in 7.0 innings pitched over two appearances (one start).

BEFORE CLEMSON: Second-team All-American and conference (western division) player-of-the-year at Seward County (KS) Community College in 2008...first-team all-region and first-team all-conference in 2008...coached by Galen McSpadden at Seward County Community College...lettered three times in baseball at Amarillo High School, where he was coached by Gary Hix.

PERSONAL: Majoring in preprofessional health studies...pronounced TAH-muhs...born Tomas Marc Cruz on Mar. 4, 1988 in Amarillo, TX.

Year	ERA	W-L	G-S	SV	IP	H	R	ER	BB	SO
2009	3.33	2-3	24-0	4	46.0	32	19	17	16	39
2010	5.36	3-3	24-0	3	40.1	48	24	24	18	27
Totals	4.27	5-6	48-0	7	86.1	80	43	41	34	66



#5 Mike Freeman

2B • L-R • 5-11 • 185 • 3VL

Orlando, FL • University of Georgia

Transferred from Georgia, where he played in 2007...outstanding defensive second-baseman...a career .316 hitter with 52 doubles, six triples, 13 homers, 128 RBIs, and 27 steals in 237 games (232 starts) at the collegiate level...was 16-for-38 (.421) in nine career ACC Tournament games...a career .354 hitter with two homers, one triple, seven doubles, 13 RBIs, and 17 runs in 18 NCAA Tournament games...three-time All-ACC Academic team member.

2010: Drafted in the 11th round (#331 overall pick) by the Arizona Diamondbacks and signed in July...second-team All-ACC by SEBaseball.com...won the Mitchell Award, given to the team's most valuable player...team co-captain...Second-Team All-ACC selection...All-ACC Academic team member...hit .331 with 68 runs, a team-high 99 hits, a team-high 24 doubles, one triple, eight homers, 57 RBIs, 33 walks, 11 steals, and a .975 fielding percentage in 69 games (all starts at second base)...his 299 at-bats were second-most in school history, his 24 doubles tied for sixth-most, and his 69 games tied for 10th-most...had a team-tying-high 29 multi-hit games...second in the ACC in hits, tied for third in doubles, and tied for ninth in runs...had an 18-game hitting streak from April to May and a 15-game hitting streak from May to June...named to the Auburn Regional All-Tourney team after going 6-for-17 (.353) with a homer, two doubles, four RBIs, and seven runs in four games...went 3-for-5 with a double and six RBIs against Georgia on Apr. 7...went 4-for-5 with three RBIs and two runs at Maryland on May 7; it was the same day he graduated in Clemson...went 3-for-7 with two doubles against #16 Alabama in the Clemson Super Regional on June 13; he was 8-for-17 (.471) with four runs in three Clemson Super Regional games...won the Omaha Challenge competition among position players in the fall of 2009.

2009: Drafted in the 36th round (#1086 overall pick) by the Arizona Diamondbacks...team co-captain...All-ACC Academic team member...hit .328 with 60 runs, 16 doubles, five triples, four homers, 44 RBIs, and 11 steals in 66 games (all starts at second base)...led the team in triples...tied for the team lead in games, starts, and runs...tied for second in the ACC in triples, tied for eighth in hits (88), and tied for 10th in walks (42)...had a .979 fielding percentage thanks to committing just seven errors...hit a team-high .400 with two homers, nine RBIs, and 10 runs in 10 postseason games...had 25 multi-hit games, including 10 games of at least three hits...had a 10-game hitting streak from April to May...named to the Clemson Regional All-Tourney team after going 11-for-22 (.500) with three doubles, a triple, homer, and seven RBIs in five games...went 4-for-5 with a homer, triple, three runs, and a team-season-high seven RBIs against South Carolina-Update on Mar. 18...went 4-for-6 with a homer against #4 North Carolina in the ACC Tournament on May 23; he went 7-for-15 (.467) in three ACC Tournament games...went 4-for-6 with a homer, two RBIs, and four runs against Oklahoma State in the Clemson Regional on May 31.

2008: All-ACC Academic team member...hit a team-best .332 with 46 runs, eight doubles, one homer, 19 RBIs, a .401 on-base percentage, and three steals in 54 games (52 starts, including 50 at second base and two at third base)...tied for the team lead in runs...had a team-tying-high 21 multi-hit games...had five straight two-hit games in May...went 3-for-4 with a grand slam, two runs, and five RBIs against North Carolina-Greensboro on Mar. 11...played for Brewster in the Cape Cod League in the summer, where he hit .274 with 22 RBIs in 44 games; he received the team's Citizenship Award.

BEFORE CLEMSON: Played for Keene in the New England Collegiate Baseball League in the summer of 2007, where he batted .297 in 40 games; he led the team in hits (49) and RBIs (24)...lettered as a freshman at Georgia in 2007; he hit .237 with a team-high seven sacrifice bunts in 48 games (40 starts)...member of the SEC Academic Honor Roll...drafted in the 41st round (#1233 overall pick) by the San Diego Padres in 2006...batted .440 as a senior at Edgewater High School...member of the state of Florida All-Star team...batted .437 as a junior...lettered four times in baseball, two times in soccer, and once in golf at Edgewater High, where he was coached by Chip Gierke.

PERSONAL: Three-time member of the ACC Academic Honor Roll...graduated on May 7, 2010 with a degree in financial management...born Michael Barrett Freeman on Aug. 4, 1987 in Orlando, FL.

Year	AVG	G-S	AB	R	H	2B	3B	HR	RBI	OB%	SB
2007*	.237	48-40	135	14	32	4	0	0	8	.309	2-3
2008	.332	54-52	199	46	66	8	0	1	19	.401	3-7
2009	.328	66-66	268	60	88	16	5	4	44	.414	11-16
2010	.331	69-69	299	68	99	24	1	8	57	.397	11-12
Totals	.316	237-227	901	188	285	52	6	13	128	.390	27-38

* - Georgia



#36 Casey Harman

LHP • L-L • 6-2 • 200 • 3VL

South Burlington, VT • South Burlington HS

Had excellent control...in 251.2 innings pitched over 68 appearances (34 starts) and three seasons, he had a 16-12 record, one save, and a 3.86 ERA while allowing 257 hits (.263 opponents' batting average) and 60 walks with 238 strikeouts...his 3.97-to-1 strikeout-to-walk ratio was second-best in school history and his 2.15 walks-per-nine-innings-pitched mark was fifth-best in school history...allowed 38 career homers, but 29 were solo homers...had a streak of 20 straight starts pitching at least 5.0 innings from 2009-10...two-time winner of the Stowe Award, given to the team's most valuable pitcher.

2010: Drafted in the 29th round (#880 overall pick) by the Chicago Cubs and signed in August...won the Stowe Award...second-team All-ACC by SEBaseball.com...had an 8-4 record and 3.86 ERA in a team-high 19 starts...in a team-high 121.0 innings pitched, he allowed 115 hits (.249 opponents' batting average) and 34 walks with 105 strikeouts...his 19 starts tied for the most in school history and his 121.0 innings pitched were seventh-most, including most by a Tiger since 1996...led the ACC in starts on the mound and innings pitched, fifth in strikeouts, eighth in opponents' batting average, ninth in ERA, and tied for ninth in wins...in 29.2 innings pitched over four NCAA Tourney starts, he allowed nine earned runs (2.73 ERA) and four walks with 27 strikeouts...pitched at least 5.0 innings in each of his first 12 starts and in 18 of his 19 starts...pitched 7.1 innings in a starting role, allowing one hit and no runs with four strikeouts to earn the win against Virginia Tech on Mar. 19; he only gave up a single in the sixth inning and did not allow a baserunner past second base; named one of four national players-of-the-week by Collegiate Baseball...pitched 6.0 innings in a starting role, allowing four hits and one run with a team-season-high 10 strikeouts to earn the win against Boston College on Apr. 2...pitched his first career complete game, allowing only five hits, two runs, and one walk with eight strikeouts to earn the win at #14 Auburn in the Auburn Regional on June 5; he earned Auburn Regional All-Tourney honors...pitched 6.0 innings in a starting role, allowing seven hits and three runs with five strikeouts to earn the win against #1 Arizona State in the College World Series on June 21.

2009: Won the Stowe Award...second-team All-ACC by [SEBaseball.com](#)...had a 7-3 record, one save, and 3.95 ERA in 22 appearances (13 starts)...in a team-high 86.2 innings pitched, he allowed 98 hits (.282 opponents' batting average) and 16 walks with 89 strikeouts...tied for the team lead in wins...tied for eighth in the ACC in wins and was ninth in strikeouts...had a 5.56 strikeout-to-walk ratio, the second-best mark in Clemson history...in his 13 starts, he was 6-1 with 73 strikeouts against only 12 walks...pitched 7.1 innings in a starting role, allowing seven hits, two runs, and one walk with 10 strikeouts against #4 North Carolina in the ACC Tournament on May 23; he earned All-ACC Tournament honors as one of two pitchers...USA National Team Trials invitee in the summer.

2008: Had a 1-5 record and 3.89 ERA in 27 appearances (two starts)...in 44.0 innings pitched, he allowed 44 hits (.257 opponents' batting average) and 10 walks with 44 strikeouts...his 4.40 strikeout-to-walk ratio was seventh-best in school history...played for Vermont in the New England Collegiate Baseball League in the summer, where he had a 5-0 record and 1.15 ERA in 47.0 innings pitched over 10 appearances (seven starts); he was a starter in the All-Star game.

BEFORE CLEMSON: Gatorade Player-of-the-Year and Louisville Slugger Player-of-the-Year as a senior at South Burlington High School...first-team all-state selection as a senior...#1 prospect in Vermont by **Perfect Game**...played on the state championship team as a sophomore and junior...lettered four times in baseball and three times in basketball at South Burlington High, where he was coached by Patrick Bose...played at the same high school that Jack Leggett attended; Leggett's baseball team won the state title as a junior (1971) and senior (1972), the school's last state championships until 2005.

PERSONAL: Majoring in health services administration...born Casey Richard Harman on Mar. 17, 1989 in Fort Myers, FL.

Harman's Career Stats

Year	ERA	W-L	G-S	SV	IP	H	R	ER	BB	SO
2008	3.89	1-5	27-2	0	44.0	44	21	19	10	44
2009	3.95	7-3	22-13	1	86.2	98	40	38	16	89
2010	3.79	8-4	19-19	0	121.0	115	58	51	34	105
Totals	3.86	16-12	68-34	1	251.2	257	119	108	60	238



#17 John Nester C/1B • R-R • 6-0 • 205 • 3VL Greer, SC • Riverside HS

A career .274 hitter in 139 games (94 starts)...had 20 doubles, 10 homers, 62 RBIs, and four steals in his three-year career.

2010: Drafted in the 39th round (#1175 overall pick) by the Oakland Athletics and signed in July...hit .245 with 20 runs, nine doubles, two homers, and 24 RBIs in 52 games (41 starts, including 40 at catcher and one as the DH)...named to the initial Johnny Bench Award Watch List...had an 11-game hitting streak in April.

2009: Hit .304 with 25 runs, 11 doubles, five homers, 33 RBIs, and one steal in 57 games (46 starts, all at catcher)...was 44-for-128 (.344) in his last 40 games after going 7-for-40 (.175) in his first 17 games...had 16 multi-hit games...hit a two-out double in the eighth inning and came around to score the winning run against Oklahoma State in the Clemson Regional on June 1...played for Falmouth in the Cape Cod League in the summer, where he hit .257 in 26 games.


2008: Hit .256 with six runs, three homers, five RBIs, and one steal in 30 games (seven starts, all as the DH)...two of his three homers came off the bench...crushed his first career hit, a solo homer, off the bench against Mercer on Feb. 24...played for Wilmington in the Coastal Plain League in the summer, where he hit .181 in 50 games.

BEFORE CLEMSON: Two-time all-state pick at Riverside High School...member of two state championship teams...#2 prospect in South Carolina by **Perfect Game**...#1 catcher prospect in South Carolina by **Diamond Prospects**...first-team all-state pick as a junior...had a 5-0 record with a 1.91 ERA, four saves, and 76 strikeouts in 36.0 innings pitched as a junior...lettered four times in baseball and once in basketball at Riverside High, where he was coached by Chris Bates.

PERSONAL: Member of the ACC Academic Honor Roll in 2009-10...majoring in health services administration...born John Michael Nester on May 28, 1989 in Huntington, WV.

Nester's Career Stats

Year	AVG	G-S	AB	R	H	2B	3B	HR	RBI	OB%	SB
2008	.256	30-7	39	6	10	0	0	3	5	.341	1-2
2009	.304	57-46	168	25	51	11	0	5	33	.333	1-1
2010	.245	52-41	143	20	35	9	0	2	24	.356	2-3
Totals	.274	139-94	350	51	96	20	0	10	62	.344	4-6



#11 Kyle Parker OF/1B • R-R • 6-1 • 200 • 3VL Jacksonville, FL • Bartram Trail HS

One of Clemson's best two-sport athletes in history...graduated from high school a semester early to enroll in January, 2008...had tremendous power to all fields and outstanding instincts...a career .302 hitter in 187 games (182 starts) over three seasons...had 34 doubles, one triple, 46 homers, 166 RBIs, 177 runs, and 12 steals

along with a .554 slugging percentage and .413 on-base percentage in his career...his 46 homers were eighth-most in school history...reached 25 career homers in 103 games, quicker than any other Tiger in history...two-time, First-Team All-ACC selection, the first Tiger to do so since Kris Harvey (2004/05)...named ACC Player-of-the-Week four times in his career, third-most in Tiger history; he joined Khalil Greene (1999-02) as the only two Tigers in history to earn an ACC Player or Pitcher-of-the-Week honor in three different seasons...freshman All-American in both baseball and football...in 27 career football starts, he was 401-710 passing for 4,739 yards and 32 touchdowns.

2010: Drafted in the first round (#26 overall pick) by the Colorado Rockies and signed in August; he became Clemson's first first-round draft pick since 2007 (Daniel Moskos)...first-team All-American by **Ping!Baseball**, second-team All-American by **Baseball America** and **NCBWA**, and third-team All-American by **ABCA**; he became Clemson's first All-American since 2006...Golden Spikes Award Watch List member...first-team All-Atlantic Region by **ABCA**...First-Team All-ACC selection...first-team All-ACC by **SEBaseball.com**...hit .344 with 85 runs, 15 doubles, one triple, 20 homers, 64 RBIs, a .656 slugging percentage, 56 walks, nine hit-by-pitches, a .478 on-base percentage, and four steals in 67 games (67 starts, including 57 in right field, six as the DH, and four at first base)...led Clemson to ACC Atlantic Division titles in two different sports (football, baseball) in the 2009-10 academic year...his 85 runs tied for fifth-most in school history, his 56 walks were sixth-most, and his 20 homers were 10th-most...fifth in the nation in runs, tied for 15th in walks, 22nd in runs per game (1.27), and tied for 25th in homers...second in the ACC in runs, tied for third in homers, fourth in walks, fifth in total bases (162), fifth in slugging percentage, and sixth in on-base percentage...led or tied for the team lead in runs, homers, total bases, slugging percentage, walks, hit-by-pitches, on-base percentage, and two-out RBIs (37)...had 26 multi-hit games and 19 multi-RBI games...reached base via a hit, walk, or hit-by-pitch in 64 of his 67 games...hit 10 homers in the first 20 games...became the first Division I athlete in history to total 20 homers and 20 passing touchdowns in the same academic year...named ACC Player-of-the-Week on March 22 for his performances in five games from March 16-20; he went 8-for-17 (.471) with three homers, five RBIs, and 10 runs...named ACC Player-of-the-Week on May 10 for his performances in four games from May 4-9; he went 10-for-16 (.625) with five doubles, one homer, seven RBIs, and seven runs...hit two solo homers against Wright State on Feb. 28...hit a three-run homer in the first inning, his 20th long ball of the season, at #1 Auburn in the Auburn Regional on June 7...went 1-for-3 with a triple against #6 Oklahoma in the College World Series on June 22.

2009: Hit .255 with 48 runs, seven doubles, 12 homers, 52 RBIs, and six steals in 63 games (60 starts, including 49 in right field and 11 as the DH)...hit .295 with seven homers and 23 RBIs in 27 ACC regular-season games...had 22 two-out RBIs...had a team-high seven hit-by-pitches...received the Bob Bradley Award as Clemson's MVP of the four-game series against South Carolina; he was 6-for-15 (.400) with two doubles, one homer, seven RBIs, and four runs...named ACC Player-of-the-Week on April 13 for his performances in five games from April 7-12; he went 8-for-18 (.444) with two doubles, two homers, 11 RBIs, and four runs...went 2-for-4 with a key two-run homer in the 11th inning at #24 Florida State on Mar. 21...hit a two-run homer and scored two runs in the second game of a doubleheader against #5 Miami (FL) on Apr. 11; it was a memorable day for Parker, who went 3-for-7 with two homers, five RBIs, and three runs in the doubleheader; earlier in the day, he quarterbacked his White squad to a victory in Clemson's Spring Football Game, as he was 13-21 passing for 171 yards and one touchdown pass; he also had a rushing touchdown...went 4-for-5 with his first career grand slam and three runs against Western Carolina on Apr. 15; he went 7-for-8 in the series and had a streak of eight consecutive hits over a three-game span...came off the bench and lined a two-out, two-run single to give Clemson the lead for good against Oklahoma State in the Clemson Regional on June 1.

2008: First-team freshman All-American by **Baseball America**...freshman All-American by **Collegiate Baseball**...First-Team All-ACC selection; he was one of only two freshmen to earn first-team honors...second-team All-ACC by **SEBaseball.com**...hit .303 with 44 runs, 12 doubles, 14 homers, 50 RBIs, a .400 on-base percentage, and two steals in 57 games (55 starts, including a team-high 29 as the DH, 16 in right field, nine at third base, and one at first base); he also saw action at second base...tied for sixth in the ACC in homers...led the team in homers and was second in RBIs, slugging percentage (.559), and walks (32)...batted .336 with six doubles, 10 homers, 34 RBIs, and a .441 on-base percentage in 29 ACC regular-season starts...tied for second in the ACC in homers, was second in RBIs, and was fifth in slugging percentage (.673) in ACC regular-season games...had a streak of nine straight games with an RBI in May...hit eight homers in last 14 regular-season games...had 11 multi-RBI games, including seven games with at least three RBIs...named ACC Player-of-the-Week on April 28 for his performances in five games from April 22-27; he went 6-for-16 (.375) with six runs, two doubles, three homers, and 12 RBIs...hit a line-drive single to center on the first pitch of his first career plate appearance in the first game of a doubleheader against Mercer on Feb. 23...went 5-for-5 with three homers, a double, 15 total bases, five runs, and seven RBIs in the second game of a doubleheader at Wake Forest on Mar. 9; his three-run homer in the ninth inning tied the score and helped the Tigers to a 12-11 comeback win from an

11-4 deficit; he became the 12th Tiger in history to hit three homers in a game...went 3-for-4 with two homers, a double, and five RBIs against Virginia Tech on Apr. 26; his three-run homer in the eighth inning gave the Tigers the lead for good; he went 5-for-10 (.500) with five runs, two doubles, three homers, and 11 RBIs in the series.

FOOTBALL (2010): Was 196-341 passing for 2,213 yards, 12 touchdowns, and 11 interceptions while completing 57.5 percent of his passes over 13 games (13 starts); his 196 completions were seventh-most, his 2,213 passing yards were eighth-most and his 2,241 total offense yards were 10th-most in school history...was 15-17 passing for 194 yards and two touchdowns at Wake Forest on Nov. 20; his 88.2 completion percentage was third-best in school history.

FOOTBALL (2009): Second-team freshman All-American by **CollegeFootballNews.com**...first-team freshman All-ACC by **Sporting News**...led Clemson to nine wins, tied for the most in the nation by a freshman quarterback, and the ACC Atlantic Division title...set Tiger freshman records for passing yards (2,526), completions (205), and passing touchdowns (20)...was 25-37 passing for 326 yards and three touchdowns, including the game-winning 26-yard score to Jacoby Ford in overtime, in a 40-37 win at #8 Miami (FL) on Oct. 24...had four passing touchdowns in a 40-24 win over Florida State on Nov. 7.

FOOTBALL (2008): Red-shirted.

BEFORE CLEMSON: Standout baseball player and quarterback at Bartram Trail High School...first-team all-state and all-county as a junior...did not play his senior year of high school on the diamond in the spring of 2008, because he graduated a semester early...coached by Storm Davis in baseball...#34 prospect in the nation by **ESPN.com**...#4 quarterback in the nation by **ESPN.com**...#62 prospect in Florida and #10 pro-style quarterback in the nation by **Rivals.com**...#13 quarterback in the nation by **Scout.com**...#39 prospect in Florida by **SuperPrep**...played in the **ESPN/Under Armour** All-American game...totaled over 2,500 passing yards and 15 touchdowns along with over 1,000 rushing yards as a senior...lettered four times in baseball and four times in football at Bartram Trail High.

PERSONAL: Son of former NFL wideout Carl Parker, who was a member of the Bengals, Jets, and Vikings for six years; he played three games in 1989 and had one catch for 45 yards...his mother, Cathy, was featured on **ESPN's** "Outside the Lines" in 2007, as she helped raise over \$800,000 for Barrow (AK) High School's new artificial turf field that was named Cathy Parker Field...majoring in communication studies...born Kyle James Parker on Sept. 30, 1989 in Cincinnati, OH.

Parker's Career Stats

Year	AVG	G-S	AB	R	H	2B	3B	HR	RBI	OB%	SB
2008	.303	57-55	211	44	64	12	0	14	50	.400	2-3
2009	.255	63-60	231	48	59	7	0	12	52	.349	6-6
2010	.344	67-67	247	85	85	15	1	20	64	.478	4-6
Totals	.302	187-182	689	177	208	34	1	46	166	.413	12-15



#42 Josh Thraillkill RHP • R-R • 6-3 • 195 • 3VL Arden, NC • T.C. Roberson HS

Had an injury-plagued career...had an 0-0 record and 5.49 ERA in 16 career appearances (one start)...in 19.2 innings pitched, he allowed 23 hits and one walk with 18 strikeouts...slated to play at Tampa in 2011.

2010: Had an 0-0 record and a 4.63 ERA in 10 relief appearances...in 11.2 innings pitched, he allowed 12 hits (.261 opponents' batting average) and one walk with 12 strikeouts...pitched 2.0 innings in relief, allowing two hits, one run, and no walks with three strikeouts at Maryland on May 7; it was the same day he graduated in Clemson.

2009: Had an 0-0 record and 3.00 ERA in three relief appearances...in 3.0 innings pitched, he allowed two hits (.200 opponents' batting average) and no walks with one strikeout...played for Thomasville in the Coastal Plain League in the summer, where he was 1-2 with an 8.69 ERA in 19.2 innings pitched over nine appearances (two starts); he had 24 strikeouts against only seven walks.

2008: Red-shirted...suffered a hip injury and was lost for the year.

2007: Had a 9.00 ERA in three appearances (one start)...in 5.0 innings pitched, he allowed nine hits (.409 opponents' batting average) and no walks with five strikeouts.

BEFORE CLEMSON: Named an AFLAC All-American at T.C. Roberson High School...member of the USA Junior National Team in 2005, where he was 2-0 with an 0.59 ERA...#20 prospect in the nation by **Baseball America**...drafted in the 34th round (#1027 overall pick) by the Philadelphia Phillies in 2006...was 7-1 with a 1.26 ERA, 65 strikeouts, and two no-hitters in 50.0 innings pitched as a junior...lettered four times in baseball at T.C. Roberson High, where he was coached by Tom Smith.

PERSONAL: Two-time member of the ACC Academic Honor Roll...graduated on May 7, 2010 with a degree in management...born Joshua Clay Thraillkill on Dec. 25, 1987 in Fort Lauderdale, FL.

Thraillkill's Career Stats

Year	ERA	W-L	G-S	SV	IP	H	R	ER	BB	SO
2007	9.00	0-0	3-1	0	5.0	9	5	5	0	5
2009	3.00	0-0	3-0	0	3.0	2	1	1	0	1
2010	4.63	0-0	10-0	0	11.2	12	7	6	1	12
Totals	5.49	0-0	16-1	0	19.2	23	13	12	1	18

2010 ACC Standings

Atlantic Division												
Rk	Team	ACC					Overall					
		W	L	Win %	Home	Away	W	L	Win %	Home	Away	Neutral
1.	* Clemson	18	12	.600	12-3	6-9	45	25	.643	29-9	10-11	6-5
	* Florida State^	18	12	.600	9-6	9-6	48	20	.706	28-9	11-8	9-3
3.	* N.C. State	15	15	.500	8-7	7-8	38	24	.613	25-9	9-10	4-5
4.	Boston College	14	16	.467	9-6	5-10	30	28	.517	15-9	11-16	4-3
5.	Wake Forest	8	22	.267	7-8	1-14	18	37	.327	16-17	2-20	0-0
6.	Maryland	5	25	.167	2-13	3-12	17	39	.304	11-20	6-19	0-0

Coastal Division												
Rk	Team	ACC					Overall					
		W	L	Win %	Home	Away	W	L	Win %	Home	Away	Neutral
1.	* Virginia	23	7	.767	12-3	11-4	51	14	.785	34-7	15-6	2-1
2.	* Georgia Tech	21	9	.700	12-3	9-6	47	15	.758	31-6	14-7	2-2
3.	* Miami (FL)	20	10	.667	12-3	8-7	43	20	.683	30-9	12-9	1-2
4.	* Virginia Tech	16	14	.533	11-4	5-10	40	22	.645	24-7	11-12	5-3
5.	* North Carolina	14	16	.467	9-6	5-10	38	22	.633	29-9	7-13	2-0
6.	Duke	8	22	.267	5-10	3-12	29	27	.518	20-11	8-15	1-1

* - NCAA Tournament participant; ^ - ACC Tournament champion

The Tradition

Consistency. It is the mark of true excellence in any endeavor. However, in today's intercollegiate athletics, competition has become so balanced and so competitive that it is virtually impossible to maintain a high level of consistency. Yet the Atlantic Coast Conference has defied the odds.

Now in its 58th season, the ACC has long enjoyed the reputation as one of the strongest and most competitive conferences in the country. And that is not mere conjecture...the numbers support it.

Since the league's inception in 1953, ACC institutions have combined for 121 national championships, including 65 in women's competition and 56 in men's. In addition, NCAA individual titles have gone to ACC student-athletes

130 times in men's competition and 91 times in women's action.

Wake Forest won the ACC's first national baseball championship during the 1954 season. One of the league's newest members, Miami (FL), has claimed four national baseball championships (1982,85,99,01) during the last 29 years.

In 2010, the ACC produced another record season, as two members (Clemson, Florida State) advanced to the College World Series. It marked the fourth time in the last five years that the ACC sent multiple teams to the College World Series. During the last 14 years, the current 12 ACC schools have combined for 93 NCAA Tournament appearances, including a league-record eight in 2010, and 24 trips to the College World Series.

The ACC saw eight of its teams (Clemson, Florida State, Georgia Tech, Miami, North Carolina, N.C. State, Virginia, Virginia Tech) ranked nationally in the polls at some point during the 2010 season, and seven of those teams remained ranked in at least one poll entering NCAA Tournament competition.

Fourteen ACC student-athletes were named to at least one All-America team during the 2010 season. That included Clemson's Kyle Parker, who was a first-team All-American and a first-round draft selection by the Colorado Rockies. He led the Tigers to the ACC Atlantic Division title in both baseball and football (as the starting quarterback) in the 2009-10 academic year. Virginia won the ACC Coastal Division, while Florida State captured the ACC Tournament title in Greensboro, NC.

The ACC has consistently infused the Major Leagues with talented players. The 12 ACC schools have had 768 players selected in the draft since 1994, including 57 first-round picks. Last season, the ACC had four student-athletes



selected in the first round, extending the ACC's streak of at least one student-athlete chosen in the first round to 19 consecutive years.

The History

The ACC was founded on May 8, 1953 at the Sedgefield Inn near Greensboro, NC with seven charter members - Clemson, Duke, Maryland, North Carolina, N.C. State, South Carolina, and Wake Forest - drawing up the conference by-laws.

The withdrawal of seven institutions from the Southern Conference came early on the morning of May 8, 1953 during the Southern Conference's annual spring meeting. On June 14, 1953, the seven members met in Raleigh, NC, where a set of by-laws were adopted, and the name officially became the Atlantic Coast Conference.

Eddie Cameron of Duke recommended that the name of the conference be the Atlantic Coast Conference, and the motion was passed unanimously. The meeting concluded with each member institution assessed a \$200 fee to pay for the league's expenses.

On December 4, 1953, ACC officials met again at the Sedgefield Inn and officially admitted Virginia as the ACC's eighth member. The first and only withdrawal of a school from the ACC came on June 30, 1971, when South Carolina tendered its resignation.

The ACC operated with seven members until April 3, 1978, when Georgia Tech was admitted. The ACC expanded to nine members on July 1, 1991 with the addition of Florida State.

Exactly 12 years later to the day, the ACC announced that Miami and Virginia Tech would join the conference for the 2004-05 academic year. A few months later, Boston College was admitted as the ACC's 12th member. The Eagles, formerly of the Big East Conference, began athletic competition in 2005-06.

School Affiliation History

- **Boston College** - Charter member of Big East Conference in 1979...joined the ACC in July, 2005.
- **Clemson** - Charter member of Southern Intercollegiate Athletic Association in 1894...charter member of Southern Conference in 1921...charter member of ACC in 1953.
- **Duke** - Joined Southern Conference in December, 1928...charter member of ACC in 1953.
- **Florida State** - Charter member of Dixie Conference in 1948...joined Metro Conference in July, 1976...joined ACC in July, 1991.
- **Georgia Tech** - Charter member of Southern Intercollegiate Athletic Association in 1894...charter member of Southern Conference in 1921...charter member of SEC in 1932...joined ACC in April, 1978.
- **Maryland** - Charter member of Southern Conference in 1921...charter member of ACC in 1953.
- **Miami (FL)** - Charter member of Big East Football Conference in 1991...joined ACC in July, 2004.
- **North Carolina** - Charter member of Southern Intercollegiate Athletic Association in 1894...charter member of Southern Conference in 1921...charter member of ACC in 1953.
- **N.C. State** - Charter member of Southern Conference in 1921...charter member of ACC in 1953.
- **Virginia** - Charter member of Southern Intercollegiate Athletic Association in 1894...charter member of Southern Conference in 1921...resigned from Southern Conference in December, 1936...joined ACC in December, 1953.
- **Virginia Tech** - Charter member of Southern Conference in 1921...withdrew from Southern Conference in June, 1965...charter member of Big East Football Conference in 1991...joined ACC in July, 2004.
- **Wake Forest** - Joined Southern Conference in February, 1936...charter member of ACC in 1953.

2010 All-ACC Team

First Team

Pos.	Player	Team	Cl.
C	Yasmani Grandal	Miami (FL)	Jr.
1B	Tony Plagman	Georgia Tech	Sr.
1B	Mickey Wiswall	Boston College	Jr.
2B	Dallas Poulk	N.C. State	Sr.
SS	Derek Dietrich	Georgia Tech	Jr.
3B	Matt Skole	Georgia Tech	So.
OF	Phil Gosselin	Virginia	Jr.
OF	Tyler Holt	Florida State	Jr.
OF	Kyle Parker	Clemson	Jr.
OF	Austin Wates	Virginia Tech	Jr.
DH/UT	Mike McGee	Florida State	Jr.
SP	Matt Harvey	North Carolina	Jr.
SP	Chris Hernandez	Miami (FL)	Jr.
SP	Danny Hultzen	Virginia	So.
SP	Deck McGuire	Georgia Tech	Jr.
RP	Kevin Arico	Virginia	Jr.

Second Team

Pos.	Player	Team	Cl.
C	Steve Domecus	Virginia Tech	Sr.
1B	Steve Lawson	Miami (FL)	Sr.
2B	Mike Freeman	Clemson	Sr.
2B	Keith Werman	Virginia	So.
SS	Tyler Cannon	Virginia	Sr.
3B	Harold Martinez	Miami (FL)	So.
OF	Jarrett Parker	Virginia	Jr.
OF	Drew Poulk	N.C. State	Sr.
OF	Jeff Schaus	Clemson	Jr.
OF	Kyle Wilson	N.C. State	Sr.
DH/UT	Thomas Nichols	Georgia Tech	Jr.
SP	Jed Bradley	Georgia Tech	So.
SP	Robert Morey	Virginia	Jr.
SP	Justin Wright	Virginia Tech	Jr.
RP	Ben Rowen	Virginia Tech	Sr.
RP	Daniel Miranda	Miami (FL)	So.

Player-of-the-Year:	Yasmani Grandal	Miami (FL)
Pitcher-of-the-Year:	Danny Hultzen	Virginia
Freshman-of-the-Year:	Marcus Stroman	Duke
Coach-of-the-Year:	Brian O'Connor	Virginia

TIGER BASEBALL TRADITIONS

Since 1991, every Tiger, including the 2010 seniors (pictured), who has been in the program and on the postseason roster for four consecutive years has made at least one trip to the College World Series. The last time the Tigers went four straight years without a trip to Omaha was 1987-90. Only three other schools in the country have current streaks as long as the Tigers' streak.



CLEMSON BASEBALL...

Championship Tradition

Clemson has made 12 appearances in the College World Series and has won 18 NCAA Regional Championships. The tradition dates to 1947, when Clemson advanced to the Final Eight of the NCAA Tournament before losing to Yale and a first-baseman named George Bush. Clemson has gone to the College World Series six times (1995,96,00,02,06,10) in Head Coach **Jack Leggett's** 17 seasons in Tigertown.

Clemson has won an ACC regular-season title 22 times, more than double any other ACC school. Clemson has won 14 ACC titles, also more than any other school. The program has the most ACC Tournament titles (9) in history as well.



NCAA Bests Since 1994

NCAA Tournament Appearances

Rk	Team	App.
1.	Cal State Fullerton	17
	Florida State	17
	Miami (FL)	17
4.	Clemson	16
	Rice	16

40-Win Seasons

Rk	Team	Seasons
1.	Florida State	17
2.	Rice	16
	Wichita State	16
4.	Louisiana State	15
5.	Clemson	14
	Miami (FL)	14
7.	Cal State Fullerton	13
	Georgia Tech	13
9.	Notre Dame	12
	South Carolina	12
11.	North Carolina	11
	Oral Roberts	11
	Stanford	11
	Texas	11
15.	Alabama	10
	Arizona State	10
	Florida	10
	Oklahoma State	10
	Tulane	10

50-Win Seasons

Rk	Team	Seasons
1.	Florida State	11
2.	Miami (FL)	7
	Wichita State	7
4.	Clemson	6
	Texas	6
6.	Rice	5
7.	Alabama	4
	Cal State Fullerton	4
	Coastal Carolina	4
	Georgia Tech	4
	Louisiana State	4
	South Carolina	4
	Stanford	4
14.	Arizona State	3
	Nebraska	3
	North Carolina	3



A CHAMPIONSHIP TRADITION



Tiger Titles

ACC Regular-Season Titles (22)

Year	ACC	Overall
1954	8-4	14-10
1958	12-3	22-8
1959	11-5	24-8
1967	11-2	29-9
1973	10-2	24-16
1974	10-1	23-15
1975	10-2	33-10
1976	10-2	36-15
1977	9-1	42-10
1978	10-2	39-14
1979	10-1	40-15
1981	10-4	34-24
1982	10-2	37-22
1984	12-2	38-17
1985	9-4	36-30-1
1988	18-2	54-14
1991	18-3	60-10
1992	19-5	50-14
1994	20-4	57-18
1995	20-4	54-14
2006	*24-6	53-16
2010	*18-12	45-25

* - Atlantic Division

ACC Tournament Titles (9)

Year	Tourney	Overall
1976	3-0	36-15
1978	3-0	39-14
1980	4-0	38-21
1981	5-1	34-24
1989	5-0	50-20
1991	5-0	60-10
1993	5-1	45-20
1994	4-1	57-18
2006	4-1	53-16

NCAA Regional Titles (18)


Year	Tourney	Overall
1947	3-1	24-5
1958	4-1	22-8
1959	3-0	24-8
1976	3-0	36-15
1977	3-1	42-10
1980	3-0	38-21
1991	4-0	60-10
1995	4-0	54-14
1996	4-0	51-17
1999	4-1	42-27
2000	3-0	51-18
2001	3-0	41-22
2002	3-0	54-17
2005	3-0	43-23
2006	3-0	53-16
2007	3-0	41-23
2009	4-1	44-22
2010	3-1	45-25

NCAA Super Regional Titles (4)


Year	Tourney	Overall
2000	2-0	51-18
2002	2-1	54-17
2006	2-0	53-16
2010	2-1	45-25

College World Series Appearances (12)

Year	Tourney	Overall
1958	1-2	22-8
1959	1-2	24-8
1976	1-2	36-15
1977	1-2	42-10
1980	0-2	38-21
1991	0-2	60-10
1995	0-2	54-14
1996	2-2	51-17
2000	1-2	51-18
2002	2-2	54-17
2006	1-2	53-16
2010	2-2	45-25



ATHLETIC FACILITIES



Dennis Love

Baseball Strength & Conditioning Coach
2nd Season • Catawba '00



Jervey Athletic Center & McFadden Building

The Jervey Athletic Center, named in honor of one of Clemson's most beloved sons (Frank Johnstone Jervey), is a two-level complex that is the home of the University's intercollegiate athletic program. And during the 2009-10 academic year, Clemson added the McFadden Building, the former home of Tiger football, to house athletic department operations. It was named in honor of Banks McFadden, the greatest Tiger athlete of the 20th century who played three sports at Clemson in the late 1930s.

Jervey Athletic Center and McFadden Building houses under two roofs offices for all of the coaching and related staffs for Clemson's sports, a unique feature that places the center among the most modern of its kind anywhere. Within the complexes are all of the personnel and related facilities needed to conduct an effective, top-flight intercollegiate athletic program.

Beneath the main floor of Jervey Athletic Center are dressing rooms for the varsity sports. Other facilities on this level include coaches' dressing rooms, a spacious training room, sauna and steam rooms, and an athletic equipment room.

Attached to and complementing the administrative-coaching personnel building is a two-level, multi-purpose structure of 29,000 square-feet. The upper level of this building is where Jervey Gym is located. The Jervey Athletic Center provides student-athletes with the most modern and up-to-date facilities in the country. It is one reason the Clemson athletic program is recognized as one of the best in America.

Strength Training Room

One of the most important facilities on the Clemson athletic landscape is the strength & conditioning facility. Located in Jervey Athletic Center, it has continued to keep up with one of the most progressive areas in college sports. Director of Strength & Conditioning Joey Batson, who is in his 14th year, makes sure Clemson student-athletes in all sports are ready for competition.

Batson is one of the nation's most highly-regarded strength coaches. In his 13 years, he has coached numerous strength All-Americans. He is a major reason the baseball team has been a consistent participant in the NCAA Tournament. Also, nine of his former assistant strength coaches

at Clemson are now strength training directors at NFL or college programs.

He recently oversaw a third major facility enhancement. When he came to Clemson, the facility covered 11,000 square feet. It has continued to grow and now covers nearly 15,000 square feet. It is one of the most modern all-around facilities in the country.

The following improvements were made:

- State-of-the-art sound system
- Eight flat-screen plasma televisions
- Two computerized message displays
- State-of-the-art ventilation system
- New lighting system
- 10 new multi-functional Clemson power racks
- Mondo-rubber flooring in the entire weightroom
- New orange upholstery on all weightlifting equipment
- New paint on surrounding walls and columns
- Carpeting in entrances and offices
- Front entrance drop ceiling
- Metal overlay for awards displays
- Reconstruction of entryway walls
- 30m turf training track

The plush atmosphere provides an interesting contrast to the physical exertion that takes place within the facility. When a student-athlete enters the etched-glass doors, he or she is greeted by nearly \$700,000 worth of state-of-the-art equipment.

The 10 plasma televisions/displays are positioned throughout the facility and are used for training and instruction, as strength coaches film athletes and work with them on their form.

Clemson has a staff of six full-time strength coaches along with one part-time assistant, three graduate assistants, and numerous student assistant coaches who ensure a

Tiger baseball player receives as much individual attention as possible. Baseball Strength & Conditioning Coach Dennis Love makes training programs position specific, as they are designed to meet the specific needs of each player.

Athletic Training Room

The athletic training room is an important component of Clemson's athletic success. It is run by Danny Poole and houses the latest rehabilitation equipment. He heads up a staff of six full-time individuals with decades of experience. This staff (15 student and 10 graduate student athletic trainers) gives student-athletes the best possible care.

The athletic training room underwent renovations recently, making it one of the nation's top facilities. Along with cosmetic improvements, additions were made, including a hydrotherapy area, hot/cold jacuzzis, and a treatment tank with an underwater treadmill.

The athletic training room retained its whirlpools, isokinetic testing machine, numerous stationary bikes, upper-body exerciser, Stairmaster, and all the latest devices for all kinds of treatment. Doctors have offices and an orthopedic examining room, and there is a conference room and library. There are staff members present from 7:00 AM until late in the evening, and doctors staff the room daily from 1:30 PM until closing and are available at all hours for special situations.



Travis Johnston
Baseball Athletic Trainer
3rd Season • Clemson '01



BASEBALL GROUNDS CREW

Sitting (left to right) - Jon Holliday, Alex Deahl, James Mazowieski, Mike Echols, Ray Hubbard, Tommy Korver, Wesley Conrad. Standing - Jacob Addison, Matt Money, Travis Durham, K.C. Bell, Robbie Phillips, Christopher LeMaster, Zachary Ballentine, Don Garrett. Not pictured - Walt Barnett, Cort Hall, Mark Hendricks, Thomas Latimer, Bert McCarty, Ben McNair.



Doug Kingsmore Stadium's playing surface is one of the best in the country thanks to the dedication of many members of the Tiger Grounds Crew. Mike Echols, supervisor of athletic grounds for the past 10 years and former Clemson golfer (1981-83), heads up the team that was recently honored.

Prior to the 2005 season, ABCA and Turface Athletics awarded Echols and the grounds crew, which includes

many volunteers, as having the best collegiate baseball field in the country based on their exemplary infield and turf maintenance programs. It is a distinction the grounds crew members take great pride in.

Today, the Tiger Grounds Crew has former members working for the Atlanta Braves, Baltimore Orioles, Boston Red Sox, New York Mets, and many other venues across the country.

"Mike and his staff exemplify what Clemson is all about," said Head Coach Jack Leggett. "They exhibit tremendous pride and a never-ending work ethic."

"We play on many fields and are familiar with a lot of grounds crews. But our players and coaches always comment that we have the best. The pride in their work is far above any I've seen. Our players, coaches, and fans appreciate their dedication."



DOUG KINGSMORE STADIUM



Doug Kingsmore Stadium, the home of Tiger baseball since 1970, has seen many changes and improvements over the years, but it has not lost its aesthetic beauty and unique feel on the west side of the Clemson University campus.

Former Clemson baseball star and Board of Trustees Emeritus Doug Kingsmore gave the athletic department a \$1 million gift towards renovation of Clemson's baseball stadium, formerly known as Tiger Field. And during the 2002 and 2003 offseasons, Doug Kingsmore Stadium underwent radical renovations. Over \$5 million was spent to make the facility among the best in the nation.

Kingsmore played for the Tiger varsity squad for three seasons (1952-54). An All-ACC and All-District III outfielder in 1954, Kingsmore became the first Tiger in history to hit 10 home runs in a season. He did that in 1954 while playing just 24 games. He led the ACC in home runs and runs (25) that year, and he led the Tigers in batting average (.371), slugging percentage (.742), and RBIs (27).

Kingsmore played three years of professional baseball in the Baltimore Oriole organization before beginning a successful business career. He served three terms on the Clemson University Board of Trustees and became Trustee Emeritus when his elected term expired in 2002.

In 2010, the Tigers finished their home season with a 29-9 record and hosted the Clemson Super Regional thanks in part to the tremendous home-field advantage that Doug Kingsmore Stadium provides. A total of 17,620 fans were in attendance for the three games of the Clemson Super Regional, as the Tigers won the final two games over Alabama to advance to the College World Series.

Clemson was #7 in the country and #1 in the ACC in average attendance (4,694) in 2010. It marked Clemson's 17th straight top-20 national finish in attendance and ninth season in a row in the top 10.

This outstanding fan support from the Clemson community and the Upstate of South Carolina has contributed to the Tigers' outstanding home-field record. Clemson has played at Doug Kingsmore Stadium for 41 years and has a

winning percentage of 81 percent. That includes a record of 328-81 in ACC regular-season contests, an 80-percent mark.

The Tigers have won at least 69 percent of their home games in 24 of the last 25 seasons. Clemson is 492-123 (.800) at Doug Kingsmore Stadium during Jack Leggett's 17 years as head coach of the Tigers.

Nine times during the 1994 season, an opposing top-20 team tasted defeat at Doug Kingsmore Stadium, and four times a team ranked in the top three in the country lost to the Tigers. Seven wins against top-20 teams, including three wins over a top-10 Florida State squad, were recorded at home in 1996.

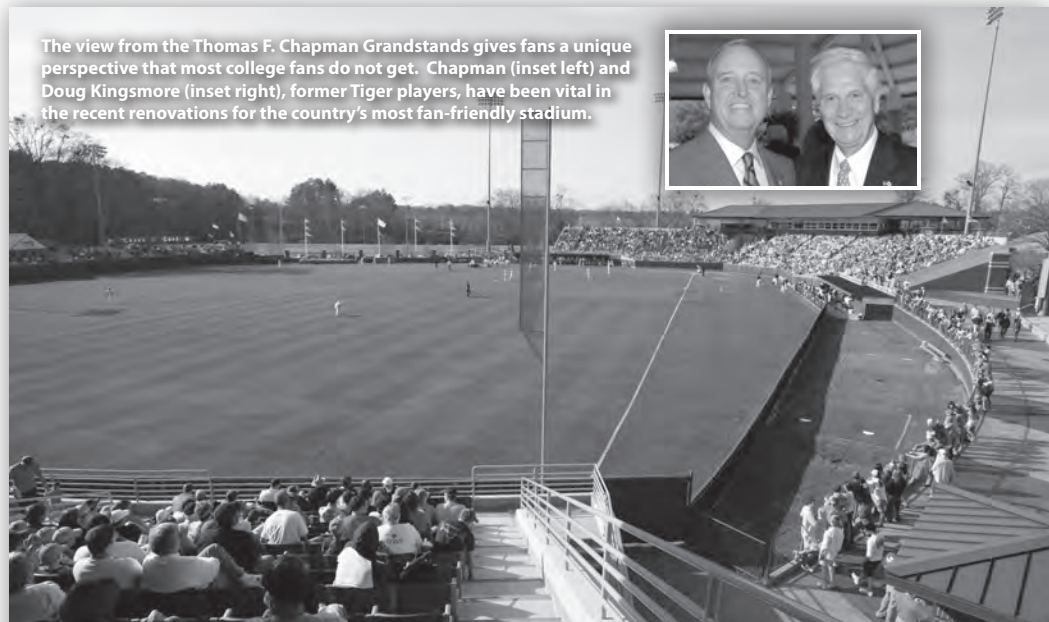
In 2000, the Tigers were 8-3 against top-25 foes at Doug Kingsmore Stadium. After Clemson won three games

against #2 Florida State, Seminole Head Coach Mike Martin voiced his opinion on how tough it is to play at Doug Kingsmore Stadium.

"If you had told me in 1992 that we were going to go to a place where we'd be 2-13 over the next eight years, I would have gone to the administration and suggested we join another conference," Martin told the **Tallahassee Democrat**. "Clemson is a very tough place to play...the toughest place to play of any place I've ever competed in all my years of college baseball. The good news is it's 727 days before we have to go back to Clemson."

In 2006, the Tigers had a 17-2 record against top-25 ranked foes at Doug Kingsmore Stadium, including series sweeps of top-10 South Carolina (2), #12 N.C. State (3), #13 Florida State (3), and #22 Wake Forest (3).

The view from the Thomas F. Chapman Grandstands gives fans a unique perspective that most college fans do not get. Chapman (inset left) and Doug Kingsmore (inset right), former Tiger players, have been vital in the recent renovations for the country's most fan-friendly stadium.



Doug Kingsmore Stadium has seen steady improvement since its first season in 1970 and is now one of the top facilities in the country. Just ask people at **Baseball America**, who released a coaches' ranking that named it one of the nation's best facilities in 2003. And that ranking was done before any of the recent renovations were finished. Evidence of its rating among facilities across the nation has been demonstrated in recent years, when Doug Kingsmore Stadium was named as a site for a regional and/or a super regional in 1994, 1995, 1996, 1998, 2000, 2001, 2002, 2005, 2006, 2009, and 2010.

The renovations to Doug Kingsmore Stadium began in the summer of 2002, which has kept Clemson's ballpark among the country's best. The stadium has a brick façade that surrounds every entrance. A green roof that covers much more of the stands and a press box that is twice as large adds to the comfort of fans attending the game and the media covering it. The press box, which is accessible by elevator, includes four large booths for broadcasting and a separate media center that accommodates 13 writers.

There is also a patio area outside the press box that is above the existing stands along the first and third-base lines. It is used for receptions and other events.

Two ticket booths, concession stands with an adjoining picnic area, and enlarged restrooms make the facility easily accessible and fan-friendly. Reserved seats have also been added to the grandstand. A grand stairway leading from the McFadden Building parking lot to the main entrance is an added feature from a convenience and aesthetic aspect.

The players also realize improvements, as four batting cages were constructed beyond the right-field fence. The dugouts were almost doubled in length and width. And the players have a spacious locker room and lounge.

Prior to the 2005 season, PawVision, the replay screen that was used in the football stadium, was moved to Doug Kingsmore Stadium. Prior to the 2008 season, new lights were installed, then before the 2009 season, a practice facility with field turf was constructed behind the batting cages. Additional chairback seats were also added behind the right-field fence.

Prior to the 2010 campaign, the Thomas F. Chapman Grandstand was constructed behind the left-field fence, adding approximately 1,000 seats. Chapman, who was a two-time All-ACC pitcher at Clemson from 1963-65, gave \$2 million to the University, \$1 million of which went to the grandstands.

In future years, the stadium will continue with upgrades, including a new three-story building behind the first-base



grandstand. It will have a new clubhouse, baseball hall of fame, and players' lounge among other amenities.

Doug Kingsmore Stadium is equipped with a "Super-Sopper," which cuts down on rainouts. Clemson is one of a few schools in the nation with this machine that removes water from the field.

The stadium is located in the middle of Clemson's athletic facilities. It is across the street from Littlejohn Coliseum, home of Tiger basketball, and Memorial Stadium, home of Clemson football. It is located directly behind Jervey Athletic Center, home of the athletic administrative offices.

Doug Kingsmore Stadium has 4,500 permanent seats, but is capable of holding 6,346 fans thanks to a hill area down the left-field line that is popular with the Clemson student-body. The stadium attendance record was set on March 7, 2004 when 6,480 fans saw #5 South Carolina defeat the Tigers 8-7 in 10 innings.

In 2001, the ballpark shrank its dimensions. The fences are now 320 feet down the left-field line, 370 feet in left-center, 400 feet to straight-away center, 370 feet in the right-center alley, and 330 feet down the right-field line.

The park also features a unique terrace in the outfield area adjacent to the fence, similar to the old Crosley Field in Cincinnati, OH, which ironically was torn down the year Doug Kingsmore Stadium was built. The late Bill Wilhelm, Clemson's longtime coach who was the skipper when the field was constructed, liked the look and practicality of a field with grass all the way around the outfield instead of gravel or dirt.

Catcher Jason Varitek, who played at Georgia Tech in the 1990s, said Doug Kingsmore Stadium was his favorite venue to play at. "They had rowdy fans. And the fans are right on the action. They were closer to the on-deck circle than we were."

Record vs. Opponents at Doug Kingsmore Stadium

Opponent ^(First-Last Game)	W-L	Win %	Florida Gulf Coast ⁽²⁰¹⁰⁾	3-1	.750	Michigan State ⁽²⁰⁰⁹⁾	1-0	1.000	South Alabama ⁽¹⁹⁸⁷⁻⁰²⁾	4-3	.571
Alabama ⁽¹⁹⁸³⁻¹⁰⁾	5-4	.556	Florida International ⁽¹⁹⁸⁵⁾	1-1	.500	Middle Tennessee ⁽²⁰⁰⁰⁾	2-0	1.000	South Carolina⁽¹⁹⁷⁰⁻¹⁰⁾	47-25	.653
Appalachian State ⁽¹⁹⁷³⁻⁹⁷⁾	16-2	.889	Florida State ⁽¹⁹⁷¹⁻¹⁰⁾	26-14	.650	Mississippi State ⁽²⁰⁰⁰⁻⁰⁶⁾	3-0	1.000	South Carolina-Aiken ⁽¹⁹⁸⁵⁾	1-0	1.000
Arkansas ⁽²⁰⁰²⁾	2-1	.667	Francis Marion ⁽¹⁹⁷⁶⁻⁸⁶⁾	4-1	.800	Morehead State ⁽¹⁹⁹⁷⁾	3-0	1.000	South Carolina-Upstate ⁽²⁰⁰⁹⁻¹⁰⁾	2-0	1.000
Auburn ⁽¹⁹⁸⁷⁻⁰⁴⁾	10-5	.667	Furman⁽¹⁹⁸³⁻¹⁰⁾	26-5	.839	Navy ⁽¹⁹⁹⁵⁾	1-0	1.000	South Florida ⁽¹⁹⁹⁶⁾	1-2	.333
Augusta ⁽¹⁹⁸⁴⁻⁹¹⁾	2-0	1.000	Gardner-Webb⁽¹⁹⁷⁵⁻¹⁰⁾	5-0	1.000	Nevada-Las Vegas ⁽²⁰⁰⁰⁾	2-1	.667	Southern California ⁽¹⁹⁹⁸⁾	0-1	.000
Ball State ⁽¹⁹⁸⁴⁾	1-2	.333	George Mason ⁽¹⁹⁹⁵⁻⁰⁷⁾	8-1	.889	New Hampshire ⁽¹⁹⁹⁴⁾	1-0	1.000	Stetson ⁽¹⁹⁹⁸⁾	3-0	1.000
Belmont Abbey ⁽¹⁹⁷⁰⁻⁷¹⁾	3-0	1.000	George Washington ⁽¹⁹⁷⁰⁾	1-0	1.000	New York Tech ⁽²⁰⁰¹⁾	3-0	1.000	Tampa ⁽¹⁹⁹²⁾	3-0	1.000
Boston College ⁽²⁰⁰⁷⁻¹⁰⁾	5-4	.556	Georgia⁽¹⁹⁷⁰⁻¹⁰⁾	34-11	.756	Newberry ⁽¹⁹⁷⁷⁾	0-1	.000	Tennessee ⁽¹⁹⁸¹⁻⁹⁷⁾	12-2	.857
California ⁽¹⁹⁹⁷⁾	1-2	.333	Georgia Southern ⁽¹⁹⁷¹⁻¹⁰⁾	25-11	.694	North Carolina ⁽¹⁹⁷⁰⁻¹⁰⁾	37-14	.725	Tennessee Tech ⁽²⁰⁰³⁻⁰⁹⁾	4-0	1.000
California-Irvine ⁽²⁰⁰⁵⁾	3-0	1.000	Georgia Tech⁽¹⁹⁷⁰⁻⁰⁹⁾	33-15	.688	North Carolina A&T ⁽²⁰⁰⁵⁾	1-0	1.000	Toledo ⁽¹⁹⁷⁶⁻⁷⁷⁾	5-3	.625
Campbell ⁽¹⁹⁸²⁻⁹⁰⁾	3-1	.750	High Point ⁽¹⁹⁷⁶⁻⁰⁸⁾	8-0	1.000	North Carolina State ⁽¹⁹⁷⁰⁻¹⁰⁾	42-14	.750	Valdosta State ⁽¹⁹⁸⁷⁾	2-0	1.000
Central Florida ⁽²⁰⁰⁴⁾	1-2	.333	Howard ⁽¹⁹⁷⁸⁻⁸²⁾	10-0	1.000	North Carolina-Asheville ⁽¹⁹⁹⁸⁻⁰⁹⁾	4-0	1.000	Vanderbilt ⁽¹⁹⁸⁶⁾	1-1	.500
Central Michigan ⁽¹⁹⁷³⁾	0-1	.000	Illinois ⁽¹⁹⁸⁶⁻⁰⁰⁾	3-0	1.000	North Carolina-Greensboro ⁽²⁰⁰⁸⁾	2-0	1.000	Vermont ⁽¹⁹⁷⁰⁾	1-0	1.000
Charleston Southern⁽¹⁹⁷⁶⁻⁰⁴⁾	11-0	1.000	Jacksonville ⁽¹⁹⁹⁵⁾	1-0	1.000	North Carolina-Wilmington ⁽¹⁹⁷⁶⁻⁰⁹⁾	21-3	.875	Virginia⁽¹⁹⁷⁰⁻⁰⁷⁾	40-8	.833
Charleston, College of ⁽²⁰⁰¹⁻⁰⁹⁾	10-0	1.000	James Madison ⁽¹⁹⁷⁶⁻⁰⁶⁾	15-0	1.000	Notre Dame ⁽¹⁹⁹⁴⁾	0-1	.000	Virginia Tech ⁽¹⁹⁸⁰⁻¹⁰⁾	15-2	.882
Charlotte ⁽¹⁹⁸⁵⁻⁰⁹⁾	8-2	.800	Kansas ⁽²⁰⁰⁶⁾	2-1	.667	Ohio ⁽¹⁹⁷⁰⁻⁰¹⁾	14-7	.667	Wake Forest⁽¹⁹⁷⁰⁻⁰⁹⁾	47-7	.870
Citadel, The ⁽¹⁹⁸²⁻⁰⁴⁾	13-2	.867	Kansas State ⁽¹⁹⁹⁹⁾	3-0	1.000	Ohio State ⁽¹⁹⁸⁰⁻⁸⁸⁾	9-3	.750	West Virginia ⁽¹⁹⁷²⁻⁹⁶⁾	6-0	1.000
Coastal Carolina⁽¹⁹⁸⁸⁻¹⁰⁾	28-5	.848	Kentucky ⁽¹⁹⁸⁵⁻⁹⁷⁾	4-1	.800	Oklahoma State ⁽²⁰⁰⁹⁾	2-1	.667	Western Carolina⁽¹⁹⁷⁴⁻¹⁰⁾	37-4	.902
Columbus ⁽¹⁹⁹¹⁾	2-0	1.000	Lewis ⁽¹⁹⁷⁷⁻⁷⁸⁾	6-0	1.000	Old Dominion ⁽¹⁹⁸³⁻⁰³⁾	27-5	.844	Western Michigan ⁽¹⁹⁷³⁾	1-1	.500
Davidson⁽¹⁹⁸⁶⁻⁸⁹⁾	2-0	1.000	Liberty ⁽¹⁹⁸⁸⁻⁹⁹⁾	2-2	.500	Oral Roberts ⁽²⁰⁰⁵⁻⁰⁶⁾	3-0	1.000	Wichita State ⁽¹⁹⁸¹⁾	0-1	.000
Dayton ⁽²⁰¹⁰⁾	1-0	1.000	Louisville ⁽¹⁹⁷⁰⁻⁷²⁾	6-0	1.000	Pacific ⁽²⁰⁰⁷⁾	3-0	1.000	William & Mary ⁽²⁰⁰⁰⁻⁰⁶⁾	3-0	1.000
Duke⁽¹⁹⁷⁰⁻⁰⁹⁾	42-6	.875	Maine ⁽¹⁹⁹⁶⁻⁰³⁾	13-0	1.000	Presbyterian College⁽²⁰⁰⁹⁻¹⁰⁾	2-0	1.000	Winthrop ⁽¹⁹⁸¹⁻⁰⁷⁾	13-3	.813
East Carolina ⁽¹⁹⁷⁹⁻⁰²⁾	9-2	.818	Maryland⁽¹⁹⁷⁰⁻⁰⁹⁾	53-2	.964	Purdue ⁽²⁰⁰²⁾	3-0	1.000	Wofford⁽¹⁹⁹⁹⁻⁰⁹⁾	8-0	1.000
East Tennessee State ⁽¹⁹⁷¹⁻⁰³⁾	15-4	.789	Marshall ⁽¹⁹⁷⁵⁻⁹⁰⁾	15-1	.938	Richmond ⁽²⁰⁰¹⁾	2-1	.667	Wright State ⁽²⁰¹⁰⁾	3-0	1.000
Eastern Kentucky ⁽¹⁹⁹²⁾	2-0	1.000	Memphis ⁽²⁰⁰⁷⁾	2-1	.667	Rider ⁽¹⁹⁷⁰⁾	2-0	1.000	Totals	995-241	.805
Elon⁽²⁰⁰⁰⁻¹⁰⁾	10-6	.625	Mercer ⁽¹⁹⁷⁴⁻⁰⁸⁾	9-1	.900	Saint John's ⁽¹⁹⁷⁵⁾	1-0	1.000	Note: Bold denotes 2011 opponent that will play at Doug Kingsmore Stadium.		
Erskine ⁽¹⁹⁷⁷⁻⁸⁴⁾	4-0	1.000	Miami (FL) ⁽¹⁹⁸⁹⁻⁰⁹⁾	9-6	.600	Seton Hall ⁽¹⁹⁸⁹⁻⁰¹⁾	5-0	1.000			
Florida Atlantic ⁽¹⁹⁹⁸⁾	1-1	.500	Miami (OH) ⁽²⁰¹⁰⁾	1-0	1.000	Siena ⁽¹⁹⁹⁶⁾	2-0	1.000			




2010 Attendance Leaders

Rk	Team	Dates	Attendance	Avg.
1.	Louisiana State	37	394,900	10,673
2.	Arkansas	38	292,734	7704
3.	Mississippi	33	223,035	6759
4.	South Carolina	35	236,529	6758
5.	Texas	39	256,278	6571
6.	Mississippi State	32	194,094	6065
7.	Clemson	35	164,285	4694
8.	Florida State	36	167,094	4642
9.	Alabama	27	112,210	4156
10.	Wichita State	35	127,509	3643
11.	Texas A&M	36	131,089	3641
12.	Arizona State	37	129,728	3506
13.	Florida	36	126,195	3505
14.	Rice	26	87,711	3374
15.	Southern Mississippi	29	95,468	3292



Clemson was seventh in the nation in attendance in 2010. The Tigers have finished in the top 20 in the nation in attendance 17 straight seasons and in the top 10 nine consecutive years.



Year-By-Year Records

Year	ACC	Win %	Overall	Win %
1970	10-0	1.000	20-1	.952
1971	6-1	.857	17-6	.739
1972	4-1	.800	12-3	.800
1973	3-1	.750	8-7	.533
1974	6-1	.857	13-3	.813
1975	7-1	.875	18-2	.900
1976	7-0	1.000	15-4	.789
1977	6-2	.750	23-4	.852
1978	6-0	1.000	24-2	.923
1979	5-0	1.000	17-2	.895
1980	7-2	.778	25-6	.806
1981	7-0	1.000	17-9	.654
1982	7-1	.875	21-7	.750
1983	4-1	.800	16-5	.762
1984	6-2	.750	21-10	.677
1985	5-0	1.000	16-9	.640
1986	6-2	.750	23-7	.767
1987	8-2	.800	30-6	.833
1988	11-0	1.000	30-2	.938
1989	7-1	.875	27-5	.844
1990	8-2	.800	26-5	.839
1991	10-1	.909	31-1	.969
1992	10-2	.833	27-4	.871
1993	4-6	.400	23-8	.742
1994	11-1	.917	28-5	.848
1995	11-1	.917	33-1	.971
1996	9-3	.750	34-8	.810
1997	9-2	.818	28-5	.848
1998	9-2	.818	33-6	.846
1999	9-3	.750	25-7	.781
2000	10-2	.833	37-5	.881
2001	10-2	.833	27-8	.771
2002	7-5	.583	36-9	.800
2003	9-3	.750	27-6	.818
2004	10-2	.833	23-9	.719
2005	11-4	.733	25-7	.781
2006	15-0	1.000	36-5	.878
2007	9-6	.600	25-11	.694
2008	6-9	.400	18-13	.581
2009	11-4	.733	31-9	.775
2010	12-3	.800	29-9	.763
Totals	328-81	.802	995-241	.805

Clemson vs. ACC at Doug Kingsmore Stadium

Team	W-L	Win %
Boston College	5-4	.556
Duke	41-6	.872
Florida State	20-10	.667
Georgia Tech	27-13	.675
Maryland	53-2	.964
Miami (FL)	6-3	.667
North Carolina	37-14	.725
N.C. State	41-14	.745
South Carolina	2-0	1.000
Virginia	43-8	.843
Virginia Tech	9-0	1.000
Wake Forest	44-7	.863
Totals	328-81	.802

Note: Only includes regular-season games and record for opponents as members of the ACC.

Single-Season Attendance Bests

Rk	Year	Dates	Attendance	Avg.
1.	2007	34	163,537	4810
2.	2006	39	184,946	4742
3.	2009	36	170,156	4727
4.	2010	35	164,285	4694
5.	2008	30	140,040	4668

Clemson recently constructed a practice facility with field turf behind the right-field stands.



OMAHA CHALLENGE

Team Pohl, led by captain Phil Pohl, won the 2010 Omaha Challenge. Other members of the team were Dominic Attanasio, Kevin Brady, Jake Fletcher, Will Lamb, Dominic Leone, Jon McGibbon, Joseph Moorefield, and Kevin Pohle.

How Badly Do You Want It?



2010 Fall Omaha Challenge

In the fall of 1998, Head Coach **Jack Leggett** conceived a competition to test his players and help them reach their strength goals. Twelve years later, the Omaha Challenge still serves as an intense form of evaluation to measure muscular endurance, mental toughness, and develop team unity using a variety of resistance, agility, and conditioning tests.

Before the 2011 season, the fielders competed against each other, as did the pitchers. The fielders performed the bench press (135 pounds), pullups, towel hang, shuttle run, sled pull, "Omaha Four-Lapper" (2.2 miles), and agility course. The pitchers performed in the same events as the fielders, except the pitchers did a dumbbell bench press (55 pounds).

Freshman **Jon McGibbon** captured the fielders' competition with 590 points. Freshman **Clay Bates** won the pitchers' event, totaling 635 points.

Individual Champions



Fielders

Rk	Player	Points
1.	Jon McGibbon	590
2.	Mike Dunster	565
3.	Brad Miller	555
4.	Phil Pohl	520
5.	Kevin Caughman	475
6.	Jeff Schaus	455
7.	Chris Epps	445
8.	Jay Cox	440
9.	Jake Fletcher	400

Bench Press

Phil Pohl	37
-----------	----

Pullups

Jeff Schaus	27
-------------	----

Towel Hang

Chris Epps	1:49
------------	------

Shuttle Run

Jason Stolz	2:41
-------------	------

Sled Pull

Mike Dunster	2:59
--------------	------

Omaha Four-Lapper

Jon McGibbon	13:51
--------------	-------

Agility Course

Jon McGibbon	3:17
--------------	------

Pitchers

Rk	Player	Points
1.	Clay Bates	635
2.	Will Lamb	570
3.	Justin Sarratt	530
4.	Kevin Kyle	495
	Dominic Leone	495
6.	Kevin Pohle	480
7.	Mike Kent	435
8.	Scott Firth	430
9.	Scott Weismann	415

Dumbbell Bench Press

David Haselden	35
----------------	----

Pullups

Scott Firth	36
-------------	----

Towel Hang

Jonathan Meyer	1:50
----------------	------

Shuttle Run

Will Lamb	2:40
-----------	------

Sled Pull

Clay Bates	2:58
------------	------

Omaha Four-Lapper

Clay Bates	12:44
------------	-------

Agility Course

Dominic Leone	3:22
---------------	------

Team Standings

Rk	Team	Points
1.	Pohl	3520
2.	Sarratt	3125
3.	Miller	2910
4.	Epps	2195

Batting

Player	Last Team	Years (Seasons)	G	AB	R	H	2B	3B	HR	RBI	BA
Jeff Baker	Cubs	2005-10 (6)	379	970	147	262	63	9	30	130	.270
Brian Barnes	Dodgers	1990-94 (5)	116	107	3	15	0	0	0	4	.140
Kris Benson	Orioles	1999,00,02-06 (7)	191	316	23	41	7	0	1	22	.130
Jerry Brooks	Marlins	1993,96 (2)	17	14	4	4	1	1	1	4	.286
Ty Cline	Reds	1960-71 (12)	892	1834	251	437	53	25	6	125	.238
Cad Coles	Packers	1914 (1)	78	194	17	49	7	3	1	25	.253
Tyler Colvin	Cubs	2009,10 (2)	141	375	61	94	18	5	20	58	.251
John Curtis	Angels	1970-84 (15)	445	359	29	63	4	3	0	16	.175
Mark Davidson	Astros	1986-91 (6)	413	661	88	149	27	3	6	57	.225
Rusty Gerhardt	Padres	1974 (1)	23	6	0	1	0	0	0	0	.167
Khalil Greene	Cardinals	2003-09 (7)	736	2567	322	628	157	14	90	352	.245
Bert Heffernan	Mariners	1992 (1)	8	11	0	1	1	0	0	1	.091
Mike Holtz	Red Sox	1996-02,06 (8)	174	3	0	0	0	0	0	0	.000
Jimmy Key	Orioles	1984-98 (15)	437	2	0	0	0	0	0	0	.000
Billy Koch	Marlins	1999-04 (6)	65	2	0	0	0	0	0	0	.000
Brian Kowitz	Braves	1995 (1)	10	24	3	4	1	0	0	3	.167
Joe Landrum	Dodgers	1950,52 (2)	16	8	0	1	0	0	0	1	.125
Matthew LeCroy	Twins	2000-07 (8)	476	1388	146	361	68	1	60	218	.260
John McMakin	Dodgers	1902 (1)	4	11	3	2	0	0	0	0	.182
Norm McMillan	Cubs	1922-24,28,29 (5)	413	1356	157	353	74	16	6	147	.260
Billy McMillon	Athletics	1996,97,00,01,03,04 (6)	269	601	66	149	35	3	16	93	.248
Shane Monahan	Mariners	1998,99 (2)	78	226	20	53	8	1	4	28	.235
Billy O'Dell	Pirates	1954,56-67 (13)	530	528	43	66	6	0	2	19	.125
Flint Rhem	Cardinals	1924-28,30-36 (12)	294	610	43	88	11	0	3	48	.144
Bill Schroeder	Angels	1983-90 (8)	376	1262	153	303	49	1	61	152	.240
Kurt Seibert	Cubs	1979 (1)	7	2	2	0	0	0	0	0	.000
Danny Sheaffer	Cardinals	1987,89,93-97 (7)	389	946	87	219	38	5	13	110	.232
Vet Sitton	Indians	1909 (1)	14	13	0	2	1	0	0	0	.154
Bill Spiers	Astros	1989-01 (13)	1252	3408	477	922	158	35	37	388	.271
Tim Teufel	Padres	1983-93 (11)	1073	3112	415	789	185	12	86	379	.254
Denny Walling	Astros	1975-92 (18)	1271	2945	372	799	142	30	49	380	.271
Keith Williams	Giants	1996 (1)	9	20	0	5	0	0	0	0	.250
Scott Winchester	Reds	1997,98,00,01 (4)	35	26	0	3	0	0	0	1	.115

Note: **Bold** denotes 2010 Major Leaguer.

Pitching

Player	Last Team	Years (Seasons)	W-L	Win %	App.	GS	IP	H	BB	SO	ERA
Brian Barnes	Dodgers	1990-94 (5)	14-22	.389	116	56	406.1	364	204	275	3.94
Kris Benson	Diamondbacks	1999,00,02-06,09,10 (9)	70-75	.483	206	200	1243.2	1292	441	806	4.42
Jason Berken	Orioles	2009,10 (2)	9-15	.375	65	24	182.0	228	63	111	5.34
Mike Brown	Mariners	1982-87 (6)	12-20	.375	61	42	253.2	324	102	115	5.75
John Curtis	Angels	1970-84 (15)	89-97	.478	438	199	1641.0	1695	669	825	3.96
Rusty Gerhardt	Padres	1974 (1)	2-1	.667	23	1	35.2	44	17	22	7.07
Mike Holtz	Red Sox	1996-02,06 (8)	16-19	.457	353	0	240.0	245	131	223	4.76
Steven Jackson	Pirates	2009,10 (2)	2-4	.333	51	0	54.1	55	28	28	4.31
Jimmy Key	Orioles	1984-98 (15)	186-117	.614	470	389	2591.2	2518	668	1538	3.51
Billy Koch	Marlins	1999-04 (6)	29-25	.537	379	0	407.1	379	191	357	3.89
Joe Landrum	Dodgers	1950,52 (2)	1-3	.250	16	5	44.2	58	11	22	5.64
John McMakin	Dodgers	1902 (1)	2-2	.500	4	4	32.0	34	11	6	3.09
Mike Milchin	Orioles	1996 (1)	3-1	.750	39	0	32.2	44	17	29	7.44
Ron Musselman	Blue Jays	1982,84,85 (3)	4-2	.667	48	4	89.1	95	40	47	3.73
Billy O'Dell	Pirates	1954,56-67 (13)	105-100	.512	479	199	1817.0	1697	556	1133	3.29
John Pawlowski	White Sox	1987,88 (2)	1-0	1.000	8	0	17.2	27	6	12	7.64
Chuck Porter	Brewers	1981-85 (5)	13-13	.500	54	34	237.0	278	54	136	4.14
Flint Rhem	Cardinals	1924-28,30-36 (12)	105-97	.520	294	229	1725.1	1958	529	534	4.20
Tony Sipp	Indians	2009,10 (2)	4-2	.667	116	0	103.0	75	64	117	3.67
Vet Sitton	Indians	1909 (1)	3-2	.600	14	5	50.0	50	16	16	2.88
Brian Snyder	Athletics	1985,89 (2)	1-2	.333	17	6	36.0	46	21	24	6.75
Harold Stowe	Yankees	1960 (1)	0-0	----	1	0	1.0	0	1	0	9.00
Ken Vining	White Sox	2001 (1)	0-0	----	8	0	6.2	15	7	3	17.55
Matt White	Nationals	2003,05 (2)	0-2	.000	7	1	9.2	17	8	3	16.76
Scott Winchester	Reds	1997,98,00,01 (4)	3-8	.273	38	17	116.1	149	35	55	5.42

Note: **Bold** denotes 2010 Major Leaguer.

Major League Bests

Seasons		
Rk	Player	Years
1.	Denny Walling	1975-92
2.	John Curtis	1970-84
	Jimmy Key	1984-98
4.	Billy O'Dell	1954-67
	Bill Spiers	1989-01

Career Hits		
Rk	Player	Years (Seasons)
1.	Bill Spiers	1989-01 (13)
2.	Denny Walling	1975-92 (18)
3.	Tim Teufel	1983-93 (11)
4.	Khalil Greene	2003-09 (7)
5.	Ty Cline	1960-71 (12)

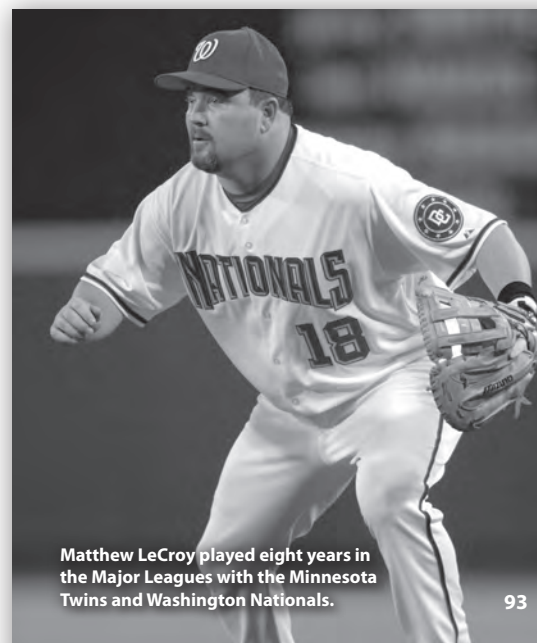
Career Wins		
Rk	Player	Years (Seasons)
1.	Jimmy Key	1984-98 (15)
2.	Flint Rhem	1924-28,30-36 (12)
	Billy O'Dell	1954-67 (14)
4.	John Curtis	1970-84 (15)
5.	Kris Benson	1999,00,02-06,09,10 (9)

Led League in Statistical Category				
Year	Player	Team (League)	Cat.	Stat
1926	Flint Rhem	Cardinals (NL)	Wins	20
1987	Jimmy Key	Blue Jays (AL)	ERA	2.76
	Jimmy Key	Blue Jays (AL)	Opp. BA	.221
	Jimmy Key	Blue Jays (AL)	Opp. OB %	.273
1993	Jimmy Key	Yankees (AL)	Win %	.750
1994	Jimmy Key	Yankees (AL)	Wins	17

All-Star Game Selections			
Year	Player	Pos.	Team (League)
1958	Billy O'Dell	LHP	Orioles (AL)
1959	Billy O'Dell	LHP	Orioles (AL)
1985	Jimmy Key	LHP	Blue Jays (AL)
1991	Jimmy Key	LHP	Blue Jays (AL)
1993	Jimmy Key	LHP	Yankees (AL)
1994	Jimmy Key	LHP	Yankees (AL)

World Series Participants			
Year	Player	Pos.	Team (League)
1922	Norm McMillan	3B	Yankees (AL)
1926	* Flint Rhem	RHP	Cardinals (NL)
1928	Flint Rhem	RHP	Cardinals (NL)
1929	Norm McMillan	3B	Cubs (NL)
1930	Flint Rhem	RHP	Cardinals (NL)
1931	* Flint Rhem	RHP	Cardinals (NL)
1962	Billy O'Dell	LHP	Giants (NL)
1970	Ty Cline	OF	Reds (NL)
1986	* Tim Teufel	2B	Mets (NL)
1987	* Mark Davidson	OF	Twins (AL)
1992	* Jimmy Key	LHP	Blue Jays (AL)
1996	* Jimmy Key	LHP	Yankees (AL)
2007	Jeff Baker	OF/INF	Rockies (NL)

* - World Series champion



Matthew LeCroy played eight years in the Major Leagues with the Minnesota Twins and Washington Nationals.



Jeff Baker Chicago Cubs

Jeff Baker, who shares the Tiger career record for homers (59), made his Major League debut in 2005 with the Rockies and was with the Cubs in 2010. Baker finished his Tiger career with a .334 batting average along with 226 RBIs and a .626 slugging percentage. His 59 career homers are tied for fourth-most in ACC history, and his RBI total is second-most in Clemson history.

Baker was the starting shortstop for the Tigers' College World Series team in 2000 as a freshman, as he had a .313 batting average along with a team-best 11 homers and 64 RBIs. He was a freshman All-American by **Collegiate Baseball**. Baker was then named first-team All-American by **Baseball America** and **Collegiate Baseball** in 2001. His sophomore year also saw Baker earn First-Team All-ACC honors after leading the conference in homers (23) and RBIs (75).

As a junior on Clemson's 2002 College World Series team, Baker was named a first-team All-American by **Baseball America** and NCBWA. He hit .325 with 25 homers and 87 RBIs. His 25 long balls tied for second in the ACC, tied for the fifth-best mark in ACC history, and tied for the second-best mark in Clemson history. Baker was one of five finalists for the Golden Spikes Award and was a semifinalist for both the Dick Howser Trophy and Rotary Smith Award.


Baker made his Major League debut on April 4, 2005 an impressive one, as he went 2-for-5 with a homer, double, and two RBIs. He played 12 games for Colorado in 2005 and had a .211 batting average.

In 2006, he moved to right field and played 18 games. In 57 at-bats, he hit .368 with seven doubles, two triples, five homers, and 21 RBIs.


The 2007 season saw Baker play 85 games. He hit .222 with four homers and 12 RBIs for the National League Champions. Baker also delivered the game-winning, pinch-hit, RBI single to give the Rockies a 2-1 series-clinching win over the Phillies in the National League Division Series.

In 2008, he hit .268 with 55 runs, 22 doubles, 12 homers, and 48 RBIs in 104 games. In 2009, he played his first 12 games with the Rockies before he was acquired by the Cubs. Overall, he batted .288 with four homers and 24 RBIs in 81 games in 2009. In 2010, Baker batted .272 with four homers, 13 doubles, and 21 RBIs in 79 games.

In six Major League seasons, Baker has played 379 games, totaling 63 doubles, nine triples, 30 homers, and 130 RBIs along with a .270 batting average.




Jeff Baker



Kris Benson

Baker's Career Major League Stats

Year	AVG	G	AB	R	H	2B	3B	HR	RBI	OB%	SB
2005	.211	12	38	6	8	4	0	1	4	.302	0-0
2006	.368	18	57	13	21	7	2	5	21	.379	2-2
2007	.222	85	144	17	32	2	2	4	12	.296	0-0
2008	.268	104	299	55	80	22	1	12	48	.322	4-4
2009	.288	81	226	27	65	15	2	4	24	.343	1-1
2010	.272	79	206	29	56	13	2	4	21	.326	1-1
Totals	.270	379	970	147	262	63	9	30	130	.326	8-8



Kris Benson Arizona Diamondbacks

Kris Benson, the most prolific pitcher in Tiger history, spent his ninth season in the Major Leagues with the Arizona Diamondbacks in 2010. Then in January, he announced his retirement from the game.

Benson was a strong performer for the Tigers in his first two seasons, finishing in the top 10 in the ACC in wins, ERA, opponents' batting average, and walks per nine innings pitched. His numbers were remarkable in 1996, finishing first or second in the ACC in all major categories. He was named the consensus national player-of-the-year, consensus first-team All-American, pitched for the United States in the Olympic Games in Atlanta, and was selected by the Pirates with the #1 overall pick of the 1996 draft. He was only the second Clemson athlete in any sport to be named national player-of-the-year and the first #1 pick in Tiger history, regardless of sport.

Benson spent two years in the minor leagues, but quickly made his mark by becoming only the second #1 overall pick to win his Major League debut, defeating the Cubs 2-1. After a successful 2000 season, in which he set the Pirate record for strikeouts by a righthander, he was sidelined for the 2001 season due to an elbow surgery. Upon his return in 2002, he was a bright spot on a struggling Pirate team.

After an injury-plagued 2003, Benson returned in 2004 to make 31 starts for the Pirates and Mets, who acquired him via trade in July. He had a 10-8 record and 4.13 ERA in 28 starts with the Mets in 2005.

Traded to the Orioles before the 2006 season, Benson made 30 starts. He had an 11-12 record and 4.82 ERA in his first season in the American League.

After two years away from baseball, Benson joined the Phillies' AAA team in 2008 and signed with the Rangers be-

fore the 2009 season. He appeared in eight games for the Rangers and had a 1-1 record. In 2010 with the Diamondbacks, he was 1-1 with a 5.14 ERA in three starts.

In nine Major League seasons, Benson made 200 starts and six relief appearances for a total of 1243.2 innings pitched. He also had a 70-75 record and 4.42 ERA along with 806 strikeouts.

Benson's Career Major League Stats

Year	ERA	W-L	G-S	SV	IP	H	R	ER	BB	SO
1999	4.07	11-14	31-31	0	196.2	184	105	89	83	139
2000	3.85	10-12	32-32	0	217.2	206	104	93	86	184
2002	4.70	9-6	25-25	0	130.1	152	76	68	50	79
2003	4.97	5-9	18-18	0	105.0	127	67	58	36	68
2004	4.31	12-12	31-31	0	200.1	202	106	96	61	134
2005	4.13	10-8	28-28	0	174.1	171	86	80	49	95
2006	4.82	11-12	30-30	0	183.0	199	105	98	58	88
2009	8.46	1-1	8-2	0	22.1	33	23	21	12	11
2010	5.14	1-1	3-3	0	14.0	18	9	8	6	8
Totals	4.42	70-75	206-200	0	1243.2	1292	681	611	441	806



Jason Berken Baltimore Orioles

Jason Berken, the first member of Clemson's 2006 team to reach the Majors, made his Major League debut on May 26, 2009 as the starting pitcher for the Orioles against the Blue Jays. Berken pitched at Clemson during the 2003, 2004, and 2006 seasons. He finished his career with an 18-6 record, 3.04 ERA, and 156 strikeouts in 186.2 innings pitched.

In 2003, Berken had a 4-2 record and a team-best 3.19 ERA in 19 appearances (eight starts). In 2004, he had a 5-1 record with a 2.53 ERA in 10 starts. During the season, he had a 30-inning streak of not allowing an earned run.

After missing the 2005 season due to injury, he tied for the team lead with nine wins and had a 3.22 ERA in 2006. He was also a Second-Team All-ACC pick.

After being drafted by the Orioles in the sixth round in 2006, Berken spent less than two years in the Orioles' minor-league system.


In 2009, he made 24 starts for the Orioles. In just his second start, he pitched 7.0 innings and allowed only one run. For the year, he was 6-12 with a 6.54 ERA in 24 starts.

In 2010, Berken moved to the bullpen and made 41 relief appearances. He was 3-3 with a 3.03 ERA and 45 strikeouts against 19 walks in 62.1 innings pitched.

In two Major League seasons, Berken is 9-15 with a 5.34 ERA in 182.0 innings pitched over 65 appearances (24 starts).

Berken's Career Major League Stats

Year	ERA	W-L	G-S	SV	IP	H	R	ER	BB	SO
2009	6.54	6-12	24-24	0	119.2	164	92	87	44	66
2010	3.03	3-3	41-0	0	62.1	64	24	21	19	45
Totals	5.34	9-15	65-24	0	182.0	228	116	108	63	111



Jason Berken



Tyler Colvin



Tyler Colvin
Chicago Cubs

Tyler Colvin, the #13 overall pick of the 2006 draft, made his Major League debut with the Cubs on September 21, 2009 and was the second member of the 2006 team to make his Major League debut in 2009.

In 2004 as a Tiger, Colvin hit .289 in 52 games (31 starts) and tied a school record with three doubles against Florida State. In 2005, Colvin hit .283 with a team-high 12 steals in 65 starts. He received the Bob Bradley Award as Clemson's MVP of the South Carolina series. He again tied a Tiger record with three doubles at N.C. State and had a 19-game hitting streak in 2005.

Colvin had an outstanding 2006 season, leading Clemson to the College World Series. He batted .356 with 13 homers, 70 RBIs, and 23 steals in 69 starts. He was a first-team All-American by **Baseball America** and NCBWA. He was also the ACC Tournament MVP, as he led Clemson to its first ACC title since 1994.

In 2006, Colvin also had a 26-game hitting streak, the fourth-longest streak in school history, and hit the first walkoff grand slam in Clemson history in a thrilling super-regional win over Oral Roberts.

After spending four years (2006-09) in the Cubs' minor-league system, Colvin joined Chicago in Milwaukee and started his first game in 2009. He registered a hit in his first Major League at-bat and earned the play-of-the-day on MLB.com in his second game, as he made a catch to rob a home run in the ninth inning. In all, Colvin played six games (five starts) for the Cubs and hit .176 in 2009.

In 2010, he batted .254 with 20 homers, 18 doubles, five triples, 56 RBIs, and 60 runs in 135 games. Late in the season at Florida, he was impaled by a broken bat and missed the final week of the season. He still was among the 2010 National League leaders for homers by a rookie.

In two Major League seasons, Colvin is batting .251 with 20 home runs, 58 RBIs, 18 doubles, and five triples in 141 games.

Colvin's Career Major League Stats													
Year	AVG	G	AB	R	H	2B	3B	HR	RBI	OB%	SB	CS	BB
2009	.176	6	17	1	3	0	0	0	2	.250	0-0	0	0
2010	.254	135	358	60	91	18	5	20	56	.316	6-7	0	29
Totals	.251	141	375	61	94	18	5	20	58	.312	6-7	0	29



Steven Jackson
Pittsburgh Pirates

Steven Jackson was a four-year standout on the mound for the Tigers from 2001-04. In 2001, Jackson emerged as a midweek starter early in the season and appeared in 16 games (six starts). In 2002, he had a 6-1 record and 5.37 ERA in 16 appearances (12 starts).

In 2003, Jackson emerged during the last month of the year as the team's top starter and ended with a 7-3 record and 4.27 ERA in 13 starts. After the season, he was drafted by the Indians in the 32nd round, but he chose to return to Tigertown for his senior campaign.

As a team captain in 2004, Jackson was 4-3 with a 3.56 ERA in 22 appearances. In his first start of the year and his first-ever outing against the rival Gamecocks, he earned the win at #6 South Carolina. After the season, the Diamondbacks drafted Jackson in the 10th round.

Jackson spent the 2004-06 seasons in the Diamondbacks' minor-league system before he was traded to the Yankees. He spent the next three years in their farm system and was called up in 2009. He warmed up in the Yankee bullpen on at least one occasion, but he never made an appearance in pinstripes. He was then traded to the Pirates later in the year. He made his Major League debut on June 1, 2009.

Jackson made 40 relief appearances for the Pirates in 2009. He had a 2-3 record and 3.14 ERA in 43.0 innings pitched over 40 relief appearances. In 2010, he had an 0-1 record and 8.74 ERA in 11 relief appearances.

In two Major League seasons, Jackson has a 2-4 record and 4.31 ERA in 54.1 innings pitched over 51 relief appearances.

Jackson's Career Major League Stats													
Year	ERA	W-L	G-S	SV	IP	H	R	ER	BB	SO	2B	3B	HR
2009	3.14	2-3	40-0	0	43.0	38	20	15	22	21	0	0	0
2010	8.74	0-1	11-0	0	11.1	17	11	11	6	7	0	0	0
Totals	4.31	2-4	51-0	0	54.1	55	31	26	28	28	0	0	0



Steven Jackson



Tony Sipp



Tony Sipp
Cleveland Indians

Tony Sipp transferred to Clemson from Mississippi Gulf Coast Community College and was a talented two-way player in his one season at Clemson in 2004. He came on late in the season to hit .280 and amassed a

2-2 record along with a 4.69 ERA in 22 appearances on the mound. Sipp also led the squad with 20 stolen bases and accumulated 26 walks against only 25 strikeouts in 211 at-bats.

In the 2004 ACC Tournament, Sipp went 8-for-17 (.471) with six runs, four doubles, one triple, and five walks in four games. He also struck out six batters in 3.2 innings pitched on the mound.

Sipp was named to the 2004 Athens (GA) Regional All-Tournament team. In the regional, he was 8-for-22 (.364) with three doubles, a triple, and six RBIs. He also pitched 7.1 innings in two outings and allowed no walks with 10 strikeouts.

Following the season, Sipp was drafted in the 45th round by the Indians. After spending almost five seasons in the Indians' minor-league system, he was called up to join Cleveland in April. In 46 relief appearances, Sipp had a 2-0 record, 2.93 ERA, and 48 strikeouts in 40.0 innings pitched in 2009. He also yielded only 27 hits (.194 opponents' batting average).

In 2010, Sipp had a 2-2 record, one save, and a 4.14 ERA in 63.0 innings pitched over a team-tying-high 70 appearances, all in relief. He also had 69 strikeouts and allowed just 48 hits (.218 opponents' batting average).

In two Major League seasons, Sipp has a 4-2 record, one save, and a 3.67 ERA in 103.0 innings pitched over 116 relief appearances. He has also allowed only 75 hits (.209 opponents' batting average) and has totaled 117 strikeouts (10.2 strikeouts per nine innings pitched).

Sipp's Career Major League Stats													
Year	ERA	W-L	G-S	SV	IP	H	R	ER	BB	SO	2B	3B	HR
2009	2.92	2-0	46-0	0	40.0	27	16	13	25	48	0	0	0
2010	4.14	2-2	70-0	1	63.0	48	30	29	39	69	0	0	0
Totals	3.67	4-2	116-0	1	103.0	75	46	42	64	117	0	0	0



Brian Barnes, LHP
Clemson (1986-89)
Montreal Expos (1990-93)
Cleveland Indians (1994)
Los Angeles Dodgers (1994)



Jerry Brooks, 3B
Clemson (1986-88)
Los Angeles Dodgers (1993)
Florida Marlins (1996)




Mike Brown, RHP
Clemson (1978-80)
Boston Red Sox (1982-86)
Seattle Mariners (1986,87)



Ty Cline, OF
Clemson (1959,60)
Cleveland Indians (1960-62)
Milwaukee/Atlanta Braves (1963-67)
Chicago Cubs (1966)
San Francisco Giants (1967,68)
Montreal Expos (1969,70)
Cincinnati Reds (1970,71)



Cad Coles, OF
Clemson (1908,09)
Kansas City Packers (1914)



John Curtis, LHP
Clemson (1968)
Boston Red Sox (1970-73)
Saint Louis Cardinals (1974-76)
San Francisco Giants (1977-79)
San Diego Padres (1980-82)
California Angels (1982-84)



Mark Davidson, OF
Clemson (1982)
Minnesota Twins (1986-88)
Houston Astros (1989-91)



Rusty Gerhardt, LHP
Clemson (1969-72)
San Diego Padres (1974)




Khalil Greene, SS
Clemson (1999-02)
San Diego Padres (2003-08)
Saint Louis Cardinals (2009)



Bert Heffernan, C
Clemson (1985-88)
Seattle Mariners (1992)




Mike Holtz, LHP
Clemson (1991-94)
Anaheim Angels (1996-01)
Oakland Athletics (2002)
San Diego Padres (2002)
Boston Red Sox (2006)




Jimmy Key, LHP
Clemson (1980-82)
Toronto Blue Jays (1984-92)
New York Yankees (1993-96)
Baltimore Orioles (1997,98)



Billy Koch, RHP
Clemson (1994-96)
Toronto Blue Jays (1999-01)
Oakland Athletics (2002)
Chicago White Sox (2003,04)
Florida Marlins (2004)



Brian Kowitz, OF
Clemson (1988-90)
Atlanta Braves (1995)



Joe Landrum, RHP
Clemson (1946,47)
Brooklyn Dodgers (1950,52)




Matthew LeCroy, C/1B
Clemson (1995-97)
Minnesota Twins (2000-05,07)
Washington Nationals (2006)




John McMakin, LHP
Clemson (1900,01)
Brooklyn Dodgers (1902)



Norm McMillan, 3B
Clemson (1915-17)
New York Yankees (1922)
Boston Red Sox (1923)
Saint Louis Browns (1924)
Chicago Cubs (1928,29)




Billy McMillon, OF
Clemson (1991-93)
Florida Marlins (1996,97)
Philadelphia Phillies (1997)
Detroit Tigers (2000,01)
Oakland Athletics (2001,03,04)



Khalil Greene, the 2002 national player-of-the-year, played seven seasons in the Major Leagues with the Padres and Cardinals.



Mike Milchin, LHP
Clemson (1986-89)
Minnesota Twins (1996)
Baltimore Orioles (1996)




Shane Monahan, OF
Clemson (1993-95)
Seattle Mariners (1998,99)




Ron Musselman, RHP
Clemson (1976,77)
Seattle Mariners (1982)
Toronto Blue Jays (1984,85)




Billy O'Dell, LHP
Clemson (1952-54)
Baltimore Orioles (1954,56-59)
San Francisco Giants (1960-64)
Milwaukee/Atlanta Braves (1965,66)
Pittsburgh Pirates (1966,67)



Bill Spiers totaled 922 hits in 13 Major League seasons.



John Pawlowski, RHP
Clemson (1983-85)
Chicago White Sox (1987,88)



Chuck Porter, RHP
Clemson (1974-76)
Milwaukee Brewers (1981-85)



Flint Rhem, RHP
Clemson (1922-24)
Saint Louis Cardinals (1924-28,30-32,34,36)
Philadelphia Phillies (1932,33)
Boston Braves (1934,35)



Bill Schroeder, C
Clemson (1977-79)
Milwaukee Brewers (1983-88)
California Angels (1989,90)



Kurt Seibert, SS
Clemson (1974-76)
Chicago Cubs (1979)



Danny Sheaffer, C/INF/OF
Clemson (1980)
Boston Red Sox (1987)
Cleveland Indians (1989)
Colorado Rockies (1993,94)
Saint Louis Cardinals (1995-97)



Vet Sitton, RHP
Clemson (1904,05)
Cleveland Indians (1909)




Brian Synder, LHP
Clemson (1977-79)
Seattle Mariners (1985)
Oakland Athletics (1989)



Bill Spiers, INF
Clemson (1985-87)
Milwaukee Brewers (1989-94)
New York Mets (1995)
Houston Astros (1996-01)




Harold Stowe, LHP
Clemson (1957-59)
New York Yankees (1960)




Tim Teufel, INF
Clemson (1979,80)
Minnesota Twins (1983-85)
New York Mets (1986-91)
San Diego Padres (1991-93)



Ken Vining, LHP
Clemson (1994-96)
Chicago White Sox (2001)



Denny Walling, 1B/3B
Clemson (1975)
Oakland Athletics (1975,76)
Houston Astros (1977-88,92)
Saint Louis Cardinals (1988-90)
Texas Rangers (1991)



Matt White, LHP
Clemson (1996-98)
Toronto Blue Jays (2003)
Boston Red Sox (2003)
Seattle Mariners (2003)
Washington Nationals (2005)



Keith Williams, OF
Clemson (1991-93)
San Francisco Giants (1996)



Scott Winchester, RHP
Clemson (1993-95)
Cincinnati Reds (1997,98,00,01)


Year	Player, Pos.	Round	Organization
1954	Doug Kingsmore, OF	FA	Baltimore Orioles
	Billy O'Dell, P	FA	Baltimore Orioles
1958	Bud Spiers, SS	FA	Kansas City Athletics
1959	Larry Bagwell, 3B	FA	Washington Senators
	Doug Hoffman, OF	FA	Washington Senators
	Harold Stowe, P	FA	New York Yankees
1960	Ty Cline, OF	FA	Cleveland Indians
1962	Dave Olson, P	FA	New York Yankees
1963	Gene Harbeson, P	FA	San Francisco Giants
	Johnny Jones, OF	FA	Milwaukee Braves
	Elmo Lam, SS	FA	Philadelphia Phillies
1965	Tommy Chapman, P	9	Philadelphia Phillies
	Jack McCall, SS	*12	Baltimore Orioles
	Rusty Adkins, OF	*14	Houston Astros
1966	Charlie Watson, P	*#6	Kansas City Athletics
	Rusty Adkins, SS	*#7	Detroit Tigers
	Charlie Watson, P	*\$7	Cleveland Indians
	Jack McCall, SS	15	California Angels
	George Sutton, OF	*39	New York Mets
1967	Rusty Adkins, 2B	*\$7	Kansas City Athletics
	Charlie Watson, P	#\$7	Washington Senators
	Garry Helms, SS	12	Pittsburgh Pirates
	Eddie Barbary, C	FA	Pittsburgh Pirates
	Mike McCall, 3B	FA	Philadelphia Phillies
1968	John Curtis, P	\$1	Boston Red Sox
	Nelson Gibson, P	24	Seattle Pilots
	Bill James, P	FA	Cleveland Indians
1970	Don Russell, 3B	\$1	Houston Astros
1971	Johnny Severs, OF	\$4	New York Mets
1972	Craig White, OF	*6	California Angels
	Rusty Gerhardt, P	12	San Diego Padres
1973	Ken Bagwell, 2B	#3	Chicago White Sox
	Craig White, OF	12	New York Yankees
	Lindsay Graham, P	26	Texas Rangers
1974	Steve Cline, P	6	San Francisco Giants
	Richard Haynes, P	8	Houston Astros
	Lin Hamilton, C	10	San Diego Padres
1975	Denny Walling, OF	\$1	Oakland Athletics
1976	Kurt Seibert, SS	3	Chicago Cubs
	Chuck Porter, P	7	California Angels
	Bob Mahony, P	FA	Baltimore Orioles
1977	Dave Caldwell, OF	4	Baltimore Orioles
	Ron Musselman, P	5	Seattle Mariners
	Bill Foley, C	6	Milwaukee Brewers
	Billy Wingo, 2B	FA	Atlanta Braves
1978	Pete Peltz, 3B	9	Cleveland Indians
	Robert Bonnette, SS	*20	Cleveland Indians
1979	Mike Sullivan, P	1	Cincinnati Reds
	Tim Teufel, 2B	*\$3	Chicago White Sox
	Brian Snyder, P	7	Seattle Mariners
	Bill Schroeder, C	8	Milwaukee Brewers
	Tony Masone, OF	10	Cincinnati Reds
	Len Bradley, P	*10	Cleveland Indians
	David Buffamoyer, C	13	New York Yankees
	Todd Freeman, 3B	FA	Milwaukee Brewers
	Pete Khoury, OF	FA	New York Yankees
1980	Robbie Allen, SS	\$1	Los Angeles Dodgers
	Mike Brown, P	2	Boston Red Sox




Clemson's 1996 weekend rotation of Kris Benson (left), Billy Koch (center), and Ken Vining (right) all went on to be drafted in the top-four rounds of the 1996 draft.

Tim Teufel, 2B	2	Minnesota Twins
Robbie Allen, SS	*#4	Los Angeles Dodgers
Len Bradley, P	5	Chicago White Sox
Neil Simons, OF	14	Houston Astros
Billy Weems, OF	20	Houston Astros
Bobby Kenyon, P	25	Los Angeles Dodgers
1981 Danny Sheaffer, C	#1	Boston Red Sox
Glenn Gallagher, OF	3	Toronto Blue Jays
Greg Guin, 1B	12	Saint Louis Cardinals
1982 Jimmy Key, P	3	Toronto Blue Jays
Ricky Hester, OF	*\$4	Cleveland Indians
Mark Davidson, OF	11	Minnesota Twins
Jeff Gilbert, P	*32	San Francisco Giants
Coe Brier, C	FA	Minnesota Twins
1983 Jeff Gilbert, P	10	Milwaukee Brewers
Ricky Hester, SS	25	Texas Rangers
Scott Parrish, P	*26	Los Angeles Dodgers
1984 Brooks Shumake, 3B	5	Cincinnati Reds
Scott Powers, SS	17	Atlanta Braves
Scott Parrish, P	21	Oakland Athletics
Tim Rice, P	22	Chicago Cubs
1985 John Pawlowski, P	6	Chicago White Sox
Jim McCollom, C	9	California Angels
George Stone, P	18	Chicago White Sox
Tommy Smith, 1B	23	San Francisco Giants
1987 Bill Spiers, SS	1	Milwaukee Brewers
Bert Heffernan, C	*9	Texas Rangers
Chuck Baldwin, 2B	11	Cleveland Indians
Steve Baucom, 2B	25	Toronto Blue Jays
Ray Williams, OF	FA	Seattle Mariners
1988 Bert Heffernan, C	9	Milwaukee Brewers
Jerry Brooks, 3B	12	Los Angeles Dodgers
Mike Pomeranz, P	13	Minnesota Twins
Brian Barnes, P	*25	Baltimore Orioles
Randy Mazey, OF	28	Cleveland Indians
Burke Fairey, OF	FA	Chicago Cubs
Phillip Lowery, P	FA	Atlanta Braves
1989 Mike Milchin, P	2	Saint Louis Cardinals
Brian Barnes, P	4	Montreal Expos
Mike Couture, C	*12	California Angels
Alan Botkin, P	23	Saint Louis Cardinals
Henry Threadgill, 2B	34	California Angels
Rusty Chappie, SS	38	Milwaukee Brewers
1990 Tim Parker, P	3	Chicago Cubs
Brian Kowitz, OF	9	Atlanta Braves
Ron Frazier, P	12	New York Yankees
Brian Faw, P	17	New York Yankees
David Tripp, P	*25	Oakland Athletics
Mike Couture, C	28	Milwaukee Brewers
Tim Rigby, SS	FA	Cleveland Indians
1991 Joe DeBerry, 1B	3	Cincinnati Reds
Jim Crowley, 2B	11	Boston Red Sox
Todd Stefan, SS	FA	Chicago Cubs
1992 Scott Miller, P	3	Oakland Athletics
Jason Angel, P	5	Cincinnati Reds
Paxton Briley, P	5	California Angels


Ted Corbin, SS	21	Minnesota Twins
Kevin Northrup, OF	31	Montreal Expos
Aaron Jersild, P	43	Toronto Blue Jays
Mike Lockhart, C	FA	Cleveland Indians
1993 Keith Williams, OF	7	San Francisco Giants
Billy McMillon, OF	8	Florida Marlins
Chris Carter, C	30	Milwaukee Brewers
Chad Phillips, P	*41	Florida Marlins
1994 Andy Taulbee, P	2	San Francisco Giants
Mike Hampton, 3B	4	Cincinnati Reds
Scott Winchester, P	*16	Detroit Tigers
Mike Holtz, P	17	California Angels
1995 David Miller, 1B	1	Cleveland Indians
Shane Monahan, OF	2	Seattle Mariners
Seth Brizek, SS	8	Seattle Mariners
Mark Watson, P	*8	Florida Marlins
Jason Dawsey, P	10	Milwaukee Brewers
Jeff Sauve, P	11	Boston Red Sox
Scott Winchester, P	14	Cleveland Indians
1996 Kris Benson, P	1	Pittsburgh Pirates
Billy Koch, P	1	Toronto Blue Jays
David Shepard, P	3	Cincinnati Reds



Doug Kingsmore (pictured) and Billy O'Dell both signed with the Orioles as free agents in 1954.



Jimmy Key was a third-round draft pick by the Toronto Blue Jays in 1982.




Tyler Lumsden was a first-round (supplemental) draft selection in 2004 by the Chicago White Sox.

Collin Mahoney, P/C	4	Detroit Tigers
Lou Santangelo, C	4	Houston Astros
Brad McCann, 3B	6	Florida Marlins
Steven Jackson, P	10	Arizona Diamondbacks
Patrick Hogan, P	14	Florida Marlins
Garrick Evans, OF	*25	Kansas City Royals
Zane Green, OF	44	Chicago Cubs
Tony Sipp, OF/P	45	Cleveland Indians
Russell Triplett, SS	FA	New York Mets
2005 Kris Harvey, DH/P	2	Florida Marlins
Robert Rohrbaugh, P	7	Seattle Mariners
Jeff Hahn, P	35	Detroit Tigers
Adrian Casanova, C	*44	Detroit Tigers
Drew Fiorenza, P	*45	Cleveland Indians
2006 Tyler Colvin, OF	1	Chicago Cubs
Jason Berken, P	6	Baltimore Orioles
Josh Cribb, P	8	Kansas City Royals
Steve Richard, P	8	Seattle Mariners
Andy D'Alessio, 1B	*10	Los Angeles Dodgers
Stephen Farris, P	12	San Diego Padres
Drew Fiorenza, P	15	Seattle Mariners
Herman Demmink, 3B	28	Philadelphia Phillies
Marquez Smith, INF	*35	Chicago Cubs
Adrian Casanova, C	40	Detroit Tigers
2007 Daniel Moskos, P	1	Pittsburgh Pirates
David Kopp, P	2	Saint Louis Cardinals
Brad Chalk, OF	2	San Diego Padres
Alan Farina, P	3	Toronto Blue Jays
Stephen Clyne, P	3	New York Mets
Marquez Smith, INF	8	Chicago Cubs
Taylor Harbin, 2B/SS	8	Arizona Diamondbacks
Doug Hogan, C	*16	Cleveland Indians
Andy D'Alessio, 1B	19	San Francisco Giants
P.J. Zocchi, P	36	Cleveland Indians
Stan Widmann, SS	*39	Oakland Athletics
2008 D.J. Mitchell, P/OF	10	New York Yankees
Doug Hogan, C	18	Texas Rangers
Ryan Hinson, P	*31	Pittsburgh Pirates
2009 Ben Paulsen, 1B	3	Colorado Rockies
Chris Dwyer, P	4	Kansas City Royals
Ryan Hinson, P	10	San Diego Padres
Graham Stoneburner, P	14	New York Yankees
Trey Delk, P	29	Chicago White Sox
Mike Freeman, INF	*36	Arizona Diamondbacks
Matt Sanders, INF	41	Colorado Rockies
Clinton McKinney, P	48	Colorado Rockies
Addison Johnson, OF	*48	Oakland Athletics
2010 Kyle Parker, OF/1B	1	Colorado Rockies
Mike Freeman, 2B	11	Arizona Diamondbacks
John Hinson, INF	*13	Philadelphia Phillies
Jeff Schaus, OF	*27	Cleveland Indians
Casey Harman, LHP	29	Chicago Cubs
John Nester, C/1B	39	Oakland Athletics

* - did not sign; \$ - secondary phase; # - drafted in January; ^ - supplemental pick between first and second rounds; Note: No draft prior to 1965; Major League players in **bold**.

Ken Vining, P	4	San Francisco Giants
Brian Matz, P	9	Montreal Expos
Paul Galloway, 3B	14	San Francisco Giants
Doug Livingston, 2B	17	Colorado Rockies
Gary Burnham, OF	*40	Oakland Athletics
1997 Matthew LeCroy, C	^1	Minnesota Twins
Gary Burnham, OF	22	Philadelphia Phillies
1998 Matt Padgett, OF	5	Florida Marlins
Matt White, P	15	Cleveland Indians
Scott Clackum, P	FA	Florida Marlins
1999 Mike Paradis, P	1	Baltimore Orioles
Chris Heck, P	5	San Diego Padres
Brian Adams, P	*11	San Diego Padres
Doug Roper, SS/P	26	Toronto Blue Jays
Ryan Mottl, P	*27	Texas Rangers
Kurt Bultmann, 2B	34	Pittsburgh Pirates
2000 Patrick Boyd, OF	*4	Pittsburgh Pirates
Ryan Mottl, P	6	Cincinnati Reds
Scott Berney, P	18	Colorado Rockies
Mike Calitri, INF	FA	Cincinnati Reds
Justin Lombardi, P	FA	Florida Marlins
Henri Stanley, OF	FA	Houston Astros

Justin Singleton, OF/INF	FA	Toronto Blue Jays
2001 Josh Cram, P	4	San Francisco Giants
Patrick Boyd, OF	7	Texas Rangers
Khalil Greene, SS	*14	Chicago Cubs
Steve Reba, P	*16	Oakland Athletics
Nick Glaser, P	FA	Philadelphia Phillies
Ryan Riley, 2B	FA	Tampa Bay Rays
2002 Khalil Greene, SS	1	San Diego Padres
Michael Johnson, 1B	2	San Diego Padres
Jeff Baker, 3B	4	Colorado Rockies
B.J. LaMura, P	5	Chicago White Sox
Matt Henrie, P	7	Arizona Diamondbacks
Jarrod Schmidt, OF	21	Cincinnati Reds
Steve Reba, P	24	Colorado Rockies
Ryan Childs, P	33	Baltimore Orioles
Thomas Boozer, P	FA	Independent League
2003 Steven Jackson, P	*32	Cleveland Indians
Kyle Frank, OF	FA	New York Yankees
Paul Harrelson, P	FA	Colorado Rockies
Steve Pyzik, C	FA	Atlanta Braves
David Slevin, 2B	FA	New York Yankees
2004 Tyler Lumsden, P	^1	Chicago White Sox



Kyle Parker became the 14th Tiger to be drafted in the first round when he was chosen by the Rockies in the 2010 draft after an All-America season as a Tiger.

First-Round Draft Picks

Year	Player	Pos.	Team
1968	John Curtis	LHP	Red Sox
1975	Denny Walling	OF	Athletics
1979	Mike Sullivan	RHP	Reds
1987	Bill Spiers	SS	Brewers
1995	David Miller	1B	Indians
1996	Kris Benson	RHP	Pirates
	Billy Koch	RHP	Blue Jays
1997	Matthew LeCroy	C	Twins
1999	Mike Paradis	RHP	Orioles
2002	Khalil Greene	SS	Padres
2004	Tyler Lumsden	LHP	White Sox
2006	Tyler Colvin	OF	Cubs
2007	Daniel Moskos	LHP	Pirates
2010	Kyle Parker	OF	Rockies

Highest Draft Picks

Year	Player	Pos.	Pick	Team
1996	Kris Benson	RHP	1	Pirates
1996	Billy Koch	RHP	4	Blue Jays
2007	Daniel Moskos	LHP	4	Pirates
1987	Bill Spiers	SS	13	Brewers
1999	Mike Paradis	RHP	13	Orioles
2002	Khalil Greene	SS	13	Padres
2006	Tyler Colvin	OF	13	Cubs
1979	Mike Sullivan	RHP	22	Reds
1995	David Miller	1B	23	Indians


Note: Major League players in **bold**.



Tigers in the Pros in 2010



Jeff Baker
INF • Cubs
Majors • Chicago, IL
Clemson (2000-02)



Kris Benson
RHP • Diamondbacks
Majors • Phoenix, AZ
Clemson (1994-96)



Jason Berken
RHP • Orioles
Majors • Baltimore, MD
Clemson (2003,04,06)



Brad Chalk
OF • Padres
AAA • Portland, OR
Clemson (2005-07)



Stephen Clyne
RHP • Mets
A (Adv.) • Port Saint Lucie, FL
Clemson (2005-07)



Tyler Colvin
OF • Cubs
Majors • Chicago, IL
Clemson (2004-06)



Andy D'Alessio
1B • Giants
AA • Richmond, VA
Clemson (2004-07)



Trey Delk
RHP • White Sox
R • Great Falls, MT
Clemson (2008,09)



Chris Dwyer
LHP • Royals
AA • Springdale, AR
Clemson (2009)



Alan Farina
RHP • Blue Jays
AA • Manchester, NH
Clemson (2007)



Mike Freeman
2B • Diamondbacks
SS • Yakima, WA
Clemson (2008-10)



Taylor Harbin
INF • Diamondbacks
AA • Mobile, AL
Clemson (2005-07)



Kris Harvey
RHP • Marlins
AA • Jacksonville, FL
Clemson (2003-05)



Ryan Hinson
LHP • Padres
SS • Eugene, OR
Clemson (2006-09)



Doug Hogan
C • Rangers
A (Adv.) • Bakersfield, CA
Clemson (2005-08)



Steven Jackson
RHP • Pirates
Majors • Pittsburgh, PA
Clemson (2001-04)



David Kopp
RHP • Cardinals
AAA • Memphis, TN
Clemson (2005-07)



B.J. LaMura
RHP • Blue Jays
AAA • Las Vegas, NV
Clemson (2000-02)




Tyler Lumsden
LHP • Padres
AA • San Antonio, TX
Clemson (2002-04)



Clinton McKinney
RHP • Rockies
R • Casper, WY
Clemson (2008,09)



D.J. Mitchell
RHP • Yankees
AAA • Moosic, PA
Clemson (2006-08)



Daniel Moskos
LHP • Pirates
AAA • Indianapolis, IN
Clemson (2005-07)



John Nester
C • Athletics
SS • Vancouver, British Columbia
Clemson (2008-10)



Matt Padgett
INF • Independent
Long Island, NY
Clemson (1996-98)



Ben Paulsen
1B • Rockies
A (Adv.) • Modesto, CA
Clemson (2007-09)




Steve Richard
RHP • Mariners
AA • Jackson, TN
Clemson (2006)



Robert Rohrbaugh
LHP • Mariners
AA • Jackson, TN
Clemson (2003-05)



Matt Sanders
INF • Rockies
SS • Pasco, WA
Clemson (2008,09)



Lou Santangelo
C • Astros
AAA • Round Rock, TX
Clemson (2004)



Tony Sipp
LHP • Indians
Majors • Cleveland, OH
Clemson (2004)



Marquez Smith
3B • Cubs
AAA • Des Moines, IA
Clemson (2006,07)



Graham Stoneburner
RHP • Yankees
A (Adv.) • Tampa, FL
Clemson (2008,09)




P.J. Zocchi
RHP • Independent
Waterford, MI
Clemson (2004-07)



D.J. Mitchell (2006-08) had a 13-4 combined record with the Yankees' AA and AAA affiliates in 2010.

TIGER HISTORY & RECORDS

The late Bill Wilhelm totaled 1,161 victories and never had a losing season in 36 years (1958-93) as Clemson's head coach.



Games	
Season:	*75 Seth Brizek, 1994
	*75 Mike Hampton, 1994
	*75 Shane Monahan, 1994
Career:	272 Khalil Greene, 1999-02

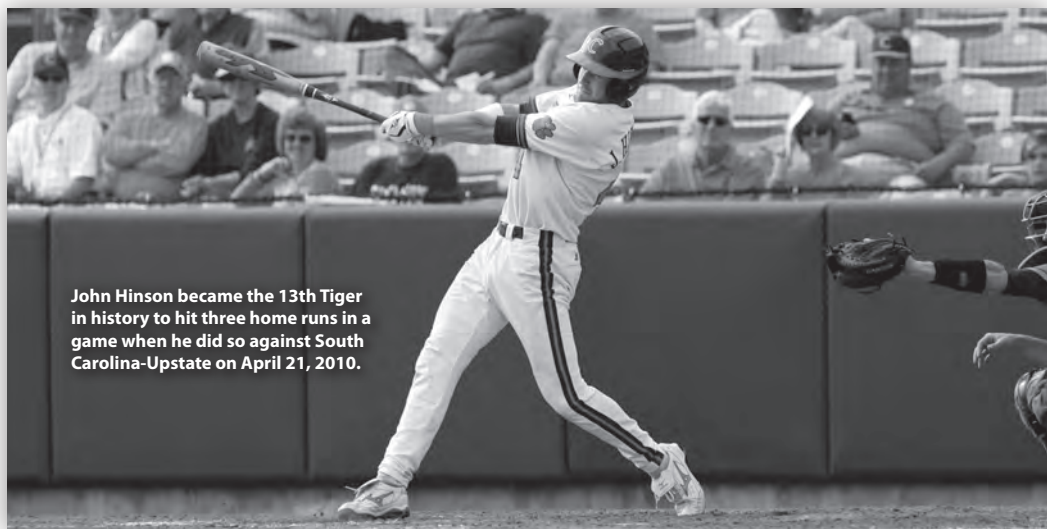
At-Bats	
Game:	*9 Tony Masone at N.C. State, 4-6-1979
	*9 Bert Heffernan vs. Fordham, 5-26-1988
Season:	*330 Shane Monahan, 1994
Career:	*1,069 Khalil Greene, 1999-02

Hits	
Inning:	*3 Robert Bonnette at N.C. State (9th), 4-6-1979
Game:	6 Joey Taylor vs. South Carolina, 5-8-1962
	6 Neil Simons vs. Georgia, 2-27-1980
	6 Greg Guin at Georgia, 4-8-1981
	6 Bob Paulling vs. Georgia Tech, 4-17-1983
	6 Bert Heffernan vs. Auburn, 3-25-1987
	6 Jerry Brooks vs. Charlotte, 2-24-1988
	6 Chad Phillips vs. Maryland, 3-15-1992
	6 Brad McCann vs. College of Charleston, 5-12-2004
	9 Bob Paulling vs. Georgia Tech (6) & Virginia (3), 4-17,20-1983
Consecutive:	
Hitting Streak:	*41 Rusty Adkins, 1965-66
Season:	*137 Shane Monahan, 1994
Career:	*403 Khalil Greene, 1999-02

Doubles	
Game:	3 Joey Taylor vs. South Carolina, 5-8-1962
	3 Pat Fitzsimmons vs. Wake Forest, 4-26-1975
	3 Dave Caldwell vs. Arizona State, 6-10-1977
	3 Tim Teufel vs. Western Carolina, 2-28-1980
	3 Bert Heffernan vs. Auburn, 3-25-1987
	3 Mike Couture at Coastal Carolina, 2-18-1989
	3 Mike Lockhart vs. Davidson, 4-3-1989
	3 Khalil Greene at Arkansas, 5-29-1999
	3 Khalil Greene at North Carolina, 4-1-2000
	3 Russell Triplett at Old Dominion, 3-20-2001
	3 Khalil Greene vs. South Carolina, 3-3-2002
	3 Tyler Colvin vs. Florida State, 5-3-2004
	3 Tyler Colvin at N.C. State, 4-24-2005
	3 Taylor Harbin vs. Miami (FL), 5-21-2005
	3 Marquez Smith vs. Florida State, 5-12-2006
Season:	33 Khalil Greene, 2002
Career:	*^95 Khalil Greene, 1999-02

Triples	
Game:	*2 by many
Season:	11 Bill Spiers, 1987
Career:	21 Shane Monahan, 1993-95

Home Runs	
Inning:	*2 Brooks Shumake vs. Maryland (1st), 4-15-1982
	*2 Chuck Baldwin vs. Maryland (1st), 3-27-1986
	*2 Kyle Frank at Maryland (2nd), 4-20-2003
	*2 Wilson Boyd vs. Mercer (3rd), 2-24-2008
Game:	3 Ray Mathews vs. Furman, 5-1-1950
	3 Bill Barnett vs. Furman, 4-22-1953
	3 Jack McCall vs. Georgia Tech, 4-14-1964
	3 Denny Walling at Wake Forest, 4-19-1975
	3 Neil Simons at N.C. State, 4-7-1979
	3 Bob Paulling at Georgia, 4-6-1983
	3 Steve Baucom at Charlotte, 3-31-1987
	3 Chuck Baldwin at Maryland, 5-5-1987
	3 Shane Monahan at N.C. State, 4-11-1993
	3 Jeff Baker vs. Winthrop, 4-3-2002



John Hinson became the 13th Tiger in history to hit three home runs in a game when he did so against South Carolina-Upstate on April 21, 2010.

	3 Taylor Harbin at N.C. State, 4-23-2005
	3 Kyle Parker at Wake Forest, 3-9-2008 ²¹
	3 John Hinson vs. South Carolina-Upstate, 4-21-2010
Season:	27 Khalil Greene, 2002
Career:	59 Jeff Baker, 2000-02
	59 Andy D'Alessio, 2004-07

Extra Base Hits	
Game:	5 Joey Taylor vs. South Carolina, 5-8-1962 (3 2B, 2 HR)
Season:	61 Khalil Greene, 2002 (33 2B, 1 3B, 27 HR)
Career:	154 Khalil Greene, 1999-02 (95 2B, 7 3B, 52 HR)

RBIs	
Game:	10 Ray Mathews vs. Furman, 5-1-1950
	10 Neil Simons at N.C. State, 4-6-1979
	10 Jerry Brooks vs. Charlotte, 2-24-1988
Season:	91 Khalil Greene, 2002
Career:	276 Khalil Greene, 1999-02

Batting Average	
Season:	.485 Dude Buchanan, 1941 (33 H, 68 AB) (min. 50 AB)
	.470 Khalil Greene, 2002 (134 H, 285 AB) (min. 100 AB)
	.470 Khalil Greene, 2002 (134 H, 285 AB) (min. 150 AB)
Career:	.421 Denny Walling, 1975 (59 H, 140 AB) (min. 100 AB)
	.402 Dude Buchanan, 1939-41 (74 H, 184 AB) (min. 150 AB)
	.394 Shane Monahan, 1993-95 (337 H, 856 AB) (min. 500 AB & 700 AB)

Slugging Percentage	
Season:	.877 Khalil Greene, 2002 (250TB, 285 AB) (min. 50 AB, 100 AB, & 150 AB)
Career:	.807 Denny Walling, 1975 (113TB, 140 AB) (min. 100 AB)
	.668 Tim Teufel, 1979-80 (244TB, 365 AB) (min. 300 AB)
	.636 Michael Johnson, 2000-03 (509TB, 800 AB) (min. 500 AB)

Total Bases	
Game:	16 Taylor Harbin at N.C. State, 4-23-2005 (1 1B, 1 3B, 3 HR)
Season:	*250 Khalil Greene, 2002 (73 1B, 33 2B, 1 3B, 27 HR)
Career:	668 Khalil Greene, 1999-02 (249 1B, 95 2B, 7 3B, 52 HR)

Runs	
Game:	*7 Dave Buffamoyer at N.C. State, 4-6-1979
Season:	97 Shane Monahan, 1994
Career:	285 Bert Heffernan, 1982-85

Stolen Bases	
Game:	5 Fred Knoebel vs. Furman, 4-26-1950
	*5 Mike Couture vs. N.C. State, 5-6-1989
Season:	47 Henry Threadgill, 1989
	47 Kevin Northrup, 1992
Career:	85 Henry Threadgill, 1986-89
	85 Mike Couture, 1987-90

Sacrifice Bunts	
Game:	2 by many
Season:	21 Brad Chalk, 2006
Career:	40 Brad Chalk, 2005-07


Sacrifice Flies	
Game:	2 by many
Season:	11 Keith Williams, 1993
Career:	*20 Matthew LeCroy, 1995-97
	*20 Khalil Greene, 1999-02

Hit-By-Pitch	
Game:	3 Khalil Greene vs. New York Tech, 3-30-2001
Season:	21 Khalil Greene, 2001
Career:	58 Khalil Greene, 1999-02

Walks	
Game:	5 by many
Season:	64 Jason Harris, 1999
	64 Henri Stanley, 1999
Career:	207 Bert Heffernan, 1985-88

Walks Per At-Bat	
Season:	1/2.93 Brian Ellis, 1998
Career:	1/3.85 Kurt Seibert, 1974-76

* - ACC record; ^ - NCAA record



Joey Taylor set Clemson game records for hits, doubles, and extra-base hits in the Tigers' 27-17 victory over South Carolina on May 8, 1962.

Hitting Streaks

Rk	Player	HS	Avg	AB	R	H	RBI	Streak Start	Streak End
1.	Rusty Adkins	41	.438	169	49	74	28	4-10-1965	to 5-17-1966
2.	Brian Kowitz	37	.430	142	45	61	43	5-27-1989	to 4-10-1990
3.	Khalil Greene	34	.519	135	48	70	48	4-16-2002	to 6-14-2002
4.	Tyler Colvin	26	.435	115	27	50	36	4-22-2006	to 6-16-2006
5.	Chuck Baldwin	24	.436	101	31	44	30	4-17-1987	to 5-21-1987
	Doug Hogan	24	.394	99	14	39	25	5-11-2007	to 3-8-2008
7.	Mike Milchin	22	.371	89	14	33	19	4-17-1988	to 5-2-1988
	Tim Rigsby	22	.380	97	26	37	27	4-11-1990	to 5-19-1990
	Shane Monahan	22	.534	88	35	47	31	5-28-1994	to 3-19-1995
	Jerome Robinson	22	.425	80	17	34	23	3-8-1996	to 4-7-1996
	Matthew LeCroy	22	.420	81	19	34	26	5-25-1996	to 3-8-1997
	David Slevin	22	.371	97	16	36	20	4-20-2003	to 5-31-2003
	Brad McCann	22	.410	100	17	41	21	4-25-2003	to 2-28-2004
14.	Jeff Miller	21	.353	85	21	30	19	5-9-1991	to 2-29-1992
15.	Jerry Brooks	20	.341	82	22	28	20	3-24-1988	to 5-19-1988
	Khalil Greene	20	.458	83	20	38	25	4-21-2000	to 5-26-2000
	Michael Johnson	20	.436	78	23	34	34	3-1-2002	to 3-30-2002
	Brad Miller	20	.410	83	25	34	22	5-11-2010	to 6-25-2010

Games	
Season:	33 Scott Winchester, 1995
	33 Nick Glaser, 2000
	33 Daniel Moskos, 2006
	33 Alex Frederick, 2010
Career:	98 Matt Additon, 1997-00

Starts	
Season:	19 Brian Barnes, 1988
	19 Brian Barnes, 1989
	19 Jason Dawsey, 1995
	19 Kris Benson, 1996
	19 Ryan Mottl, 2000
	19 Steve Reba, 2002
	19 Casey Harman, 2010
Career:	68 Ryan Mottl, 1997-00

Complete Games	
Season:	11 Chuck Porter, 1976
Career:	26 Rusty Gerhardt, 1969-72

Shutouts	
Season:	*4 Ron Musselman, 1976
	*4 Kris Benson, 1996
Career:	6 Ron Musselman, 1976,77

Wins	
Season:	*16 Brian Barnes, 1989
Consecutive:	15 Kris Benson, 1995,96
	12 Chuck Porter, 1976
	12 Ron Musselman, 1977
	12 Jason Angel, 1991
Career:	*44 Brian Barnes, 1986-89

No-Hitters

Date	Pitcher(s)	Opponent	Score
4-15-1913	Doc Ezell	Erskine	5-0
4-29-1916	Elmer Long	Virginia Military	2-0
4-17-1924	Lefty Smith	South Carolina	6-0
3-29-1946	Joe Landrum	Erskine	6-0
5-8-1953	Billy O'Dell	South Carolina	2-0
5-6-1967	Nelson Gibson Charlie Watson	Georgia Tech	3-0
4-17-1971	Dave Van Volkenburg	# Florida State	11-0
3-16-1973	Lindsay Graham	^ Maryland	3-0
4-17-1976	Ron Musselman	Virginia	9-0
3-17-1977	Brian Snyder	North Carolina-Wilmington	8-0
3-10-1980	Mike Brown	*# North Carolina-Wilmington	2-0
3-5-1982	Jeff Gilbert	Western Carolina	5-0
3-6-1984	Scott Parrish	# The Citadel ⁽²⁾	6-0
3-18-2009	Justin Sarratt Scott Weismann Kyle Deese Tomas Cruz Matt Vaughn	South Carolina-Upstate	14-0

* - perfect game; # - seven-inning game; ^ - eight-inning game

Billy O'Dell had a school-record 0.79 ERA in 1954.



Winning Percentage	
Season:	100.0 Chuck Porter, 1976 (12-0)
Career:	94.4 Mike Kimbrell, 1988-91 (17-1)
Innings Pitched	
Game:	*16.0 Chuck Porter vs. Virginia, 4-19-1974
Season:	156.0 Kris Benson, 1996
Career:	*475.1 Brian Barnes, 1986-89
ERA	
Season:	0.79 Billy O'Dell, 1954 (8 ER, 91.1 IP)
Career:	1.51 Billy O'Dell, 1952-54 (37 ER, 219.2 IP) (min. 100 IP)
Strikeouts	
Game:	21 Billy O'Dell vs. South Carolina, 4-4-1952
	20 Joe Hazle at The Citadel, 4-18-1947
	18 Billy O'Dell vs. Furman, 4-23-1952
	18 Brian Barnes vs. Appalachian State, 3-6-1988
	18 Brian Barnes vs. Old Dominion, 3-7-1989
	17 Harold Stowe vs. Florida, 6-9-1958
	17 Damon Vincent vs. Wake Forest, 5-14-1962
	17 Brian Barnes vs. South Carolina, 3-31-1989
	17 Brian Barnes vs. Wake Forest, 3-19-1989
	17 Kris Benson vs. Virginia Tech, 3-10-1996
Season:	*208 Brian Barnes, 1989
Career:	*513 Brian Barnes, 1986-89

Strikeouts Per Nine Innings Pitched	
Game:	21.0 Billy O'Dell vs. South Carolina, 4-4-1952
Season:	13.4 Billy O'Dell, 1953 (108 K, 72.1 IP) (min. 50 IP)
Career:	12.3 Billy O'Dell, 1952-54 (300 K, 219.2 IP) (min. 100 IP)

Strikeout-to-Walk Ratio	
Season:	7.56 Kris Benson, 1996 (204 K, 27 BB)
Career:	4.51 Kris Benson, 1994-96 (356 K, 79 BB)

Hits Per Nine Innings Pitched	
Season:	3.11 Billy O'Dell, 1953 (25 H, 72.1 IP)
Career:	5.29 Billy O'Dell, 1952-54 (129 H, 219.2 IP)

Walks Per Nine Innings Pitched	
Season:	1.17 Phillip Lowery, 1987 (7 BB, 53.2 IP)
Career:	1.71 Phillip Lowery, 1986-88 (32 BB, 168.2 IP)

Saves	
Season:	15 Nick Glaser, 2000
Career:	34 Scott Winchester, 1993-95

Batters Faced	
Season:	606 Kris Benson, 1996
Career:	2,052 Brian Barnes, 1986-89

* - ACC record



Justin Sarratt (#23) and Scott Weismann (#33) were the first two of five Tigers who combined to no-hit South Carolina-Upstate in 2009.




Yearly Batting & Fielding Stats

Year	W-L-T	G	AB	R	H	2B	3B	HR	TB	RBI	SH	SF	HP	SB	BB	SO	BA	Slg%	PO	A	E	DP	Fld %
1939	10-7	17	539	85	140	20	7	8	198	52	---	---	---	18	---	---	.259	.367	445	185	45	9	.933
1940	11-2-2	15	499	141	139	14	13	5	194	---	---	---	---	16	---	---	.279	.389	401	177	56	8	.912
1941	10-6	16	598	139	173	27	8	16	264	107	---	---	---	21	---	---	.289	.441	417	180	45	11	.930
1942	8-8	16	611	130	190	21	7	9	252	---	---	---	---	31	71	62	.311	.412	439	157	63	11	.904
1943	12-3	15	512	168	168	22	11	14	254	---	---	---	---	50	---	---	.328	.496	397	165	46	8	.924
1944																							
1945	7-5	12	402	81	83	9	3	4	110	---	---	---	---	15	61	67	.206	.274	295	127	38	4	.917
1946	12-5	17	639	125	166	23	9	5	222	85	---	---	---	15	79	90	.260	.347	476	235	65	5	.916
1947	24-5	29	975	244	252	48	11	15	367	157	---	---	---	40	155	123	.258	.376	---	---	78	---	---
1948	14-12-1	27	968	148	241	33	9	20	352	114	---	---	---	51	72	144	.249	.364	---	---	79	---	---
1949	11-12	23	895	180	276	47	13	27	430	155	---	---	---	24	---	---	.308	.480	---	---	65	---	---
1950	20-11	31	1162	277	340	45	13	32	507	235	---	---	---	92	---	---	.293	.436	---	---	83	---	---
1951	16-6	22	758	177	215	33	9	15	311	116	---	---	---	75	98	60	.284	.410	---	---	57	---	---
1952	10-12	22	669	145	191	37	5	16	286	133	2	---	---	8	92	83	.286	.428	---	---	75	---	---
1953	11-6	17	583	111	153	30	6	13	234	94	10	---	6	15	56	98	.263	.401	440	161	57	5	.913
1954	14-10	24	824	155	210	23	12	25	332	130	14	---	10	38	126	121	.255	.403	624	231	66	13	.928
1955	7-11	18	627	100	176	28	6	13	255	80	5	---	8	9	75	101	.281	.407	464	189	66	10	.908
1956	4-14	18	625	104	152	13	8	19	238	93	11	---	---	8	---	---	.243	.381	478	178	68	7	.897
1957	6-12	18	602	70	131	15	5	5	173	57	3	1	---	5	68	109	.216	.287	465	183	48	---	.931
1958	22-8	30	1057	211	289	47	10	13	395	181	18	12	---	18	133	170	.273	.374	795	313	71	18	.940
1959	24-8	32	1107	223	302	38	22	17	435	184	12	15	12	45	191	173	.273	.393	860	308	70	21	.940
1960	11-10-1	22	786	152	228	32	15	20	350	132	6	11	14	23	111	107	.290	.445	583	262	55	28	.939
1961	12-11	23	793	182	230	40	8	16	334	161	4	14	17	11	154	154	.290	.421	577	245	50	17	.943
1962	17-8	25	905	215	282	42	7	49	458	182	6	7	8	21	130	141	.313	.508	645	321	43	29	.957
1963	15-11	26	953	185	269	34	14	22	397	160	8	9	8	27	140	143	.282	.417	694	271	57	29	.944
1964	13-13	26	903	174	251	34	15	26	393	151	6	11	15	13	126	170	.278	.435	692	306	48	12	.954
1965	18-10-2	30	1028	190	298	51	16	26	459	166	8	15	9	24	122	166	.289	.446	771	295	62	22	.945
1966	20-7-2	29	1048	264	336	49	18	35	526	230	2	15	13	36	159	169	.321	.502	764	309	47	30	.958
1967	29-9	38	1269	206	335	55	17	20	484	178	7	14	14	42	168	224	.264	.381	1005	387	55	35	.962
1968	27-14	41	1243	189	291	39	15	21	423	158	7	8	24	24	169	255	.234	.340	976	433	76	33	.949
1969	27-17-2	46	1495	332	427	60	25	43	666	275	8	17	11	44	256	277	.286	.455	1104	428	90	43	.945
1970	32-16	48	1447	243	364	54	31	21	543	197	22	16	28	47	214	251	.252	.371	1145	456	81	29	.952
1971	27-14	41	1357	199	343	52	20	18	489	168	11	11	15	30	201	275	.253	.360	1068	399	84	21	.946
1972	19-14	33	1079	161	282	42	14	17	403	140	15	5	21	19	141	214	.261	.374	827	346	55	20	.955
1973	24-16	40	1254	200	325	46	14	29	486	180	12	11	15	20	160	175	.259	.388	987	397	68	31	.953
1974	23-15	38	1355	254	393	72	16	26	575	228	10	18	18	31	203	163	.290	.424	1018	480	87	45	.945
1975	33-10	43	1422	306	405	75	14	32	604	257	6	21	16	88	226	209	.285	.425	1095	417	61	32	.961
1976	36-15	51	1802	327	496	79	28	39	748	288	16	27	32	50	267	240	.275	.415	1394	602	68	68	.967
1977	42-10	52	1776	403	548	99	22	43	820	345	20	24	15	75	307	222	.309	.462	1340	583	66	60	.967
1978	39-14	53	1699	378	504	93	23	43	772	320	29	12	10	143	294	217	.297	.454	1300	561	84	30	.957
1979	40-15	55	1906	457	586	104	20	82	976	412	20	22	11	102	293	233	.307	.512	1415	552	104	31	.950
1980	38-21	59	1996	384	581	104	19	46	861	348	13	17	23	117	287	196	.291	.431	1540	688	106	49	.955
1981	34-24	58	2098	405	601	129	18	57	937	365	11	28	12	73	290	325	.287	.447	1550	701	107	48	.955
1982	37-22	59	2133	482	637	129	18	64	994	415	5	22	16	103	334	302	.299	.466	1559	730	101	54	.958
1983	30-20-1	51	1756	331	505	88	14	44	753	294	11	17	17	92	243	294	.288	.429	1320	613	85	53	.958
1984	38-17	55	1856	384	539	86	20	48	809	342	15	26	21	78	297	331	.290	.436	1425	673	90	61	.959
1985	36-30-1	67	2333	469	719	131	25	77	1131	418	15	39	45	114	298	369	.308	.485	1704	777	135	60	.948
1986	42-21	63	2384	550	771	146	39	80	1235	490	4	32	19	129	323	301	.323	.518	1696	780	113	70	.956
1987	54-14-1	69	2408	580	770	140	33	66	1174	516	6	38	29	123	318	337	.320	.488	1769	787	96	74	.964
1988	54-14	68	2398	564	757	160	24	82	1208	477	3	37	41	188	304	325	.316	.504	1795	742	98	65	.963
1989	50-20	70	2406	503	679	143	26	57	1046	453	14	38	41	163	397	446	.282	.435	1875	702	109	59	.959
1990	43-23	66	2287	524	696	120	27	75	1095	459	16	37	42	119	310	379	.304	.479	1709	697	99	46	.960
1991	60 -10	70	2562	698	874	189	33	111	1462	622	23	46	40	94	382	455	.341	.571	1847	790	117	61	.958
1992	50-14	64	2240	481	687	135	27	35	981	411	27	27	38	131	303	307	.307	.438	1701	717	89	56	.964
1993	45-20	65	2302	482	719	143	29	54	1082	419	20	41	49	71	258	355	.312	.470	1723	713	113	58	.956
1994	57-18	75	2639	514	774	145	27	48	1117	441	28	40	67	115	386	394	.293	.423	2067	818	117	60	.961
1995	54-14	68	2419	570	767	143	31	75	1197	481	35	31	57	88	344	405	.317	.495	1830	751	96	81	.964
1996	51-17	68	2320	473	682	145	17	64	1050	427	36	37	54	63	364	452	.294	.453	1847	748	95	51	.965
1997	41-23	64	2310	565	725	141	11	95	1173	509	18	28	59	51	369	426	.314	.508	1705	697	100	56	.960
1998	43-16	59	2102	529	686	133	16	64	1043	473	36	30	36	82	388	407	.326	.496	1589	703	83	41	.965
1999	42-27	69	2436	612	746	169	11	72	1153	550	36	31	47	121	463	507	.306	.473	1843	778	100	75	.963
2000	51-18	69	2387	516	725	141	28	37	1033	458	47	26	65	112	319	432	.304	.433	1852	801	86	62	.969
2001	41-22	63	2276	486	694	138	11	85	1109	439	38	28	69	97	239	379	.305	.487	1691	719	79	55	.968
2002	54-17	71	2535	581	821	157	18	112	1350	522	26	23	67	91	322	447	.324	.533	1907	826	82	78	.971
2003	39-22	61	2178	408	672	122	5	54	966	375	26	24	43	35	243								

Year	W-L	Saves	CG	SHO	IP	H	H/9 IP	R	ER	ERA	SO	SO/9 IP	BB	SO/BB
1953	11-6	---	7	3	149.0	93	5.62	79	39	2.36	159	9.60	77	2.06
1954	14-10	---	14	3	207.0	183	7.96	112	67	2.91	178	7.96	83	2.14
1955	7-11	---	9	0	160.0	---	---	---	---	---	113	6.62	75	1.51
1956	4-14	---	8	0	163.0	182	10.05	94	94	5.20	97	5.36	113	0.86
1957	6-12	---	9	1	155.0	157	9.12	91	75	4.35	91	5.28	58	1.57
1958	22-8	---	13	0	265.0	255	8.66	146	109	3.69	223	7.57	130	1.72
1959	24-8	---	9	3	286.2	195	6.12	111	76	2.39	276	8.67	122	2.26
1960	11-10-1	---	4	2	194.0	196	9.14	118	85	3.94	116	5.38	84	1.38
1961	12-11	---	10	1	192.1	187	8.76	134	100	4.68	129	6.04	126	1.02
1962	17-8	---	10	1	215.0	220	9.21	143	111	4.65	140	5.86	123	1.14
1963	15-9	---	5	0	231.1	226	8.79	161	113	4.40	181	7.04	138	1.31
1964	13-13	---	11	1	230.2	222	8.66	144	98	3.82	159	6.20	109	1.46
1965	18-10-2	---	11	4	257.0	220	7.70	125	88	3.08	238	8.33	131	1.82
1966	20-7-2	---	5	2	254.2	216	7.63	142	107	3.78	203	7.17	157	1.29
1967	29-9	---	8	7	335.0	244	6.56	103	78	2.16	268	7.20	135	1.99
1968	27-14	---	15	6	325.1	258	6.34	140	89	2.46	238	6.58	131	1.82
1969	27-12-2	---	14	2	368.0	332	8.12	232	176	4.30	293	7.17	227	1.29
1970	36-12	---	17	5	381.2	297	7.00	161	120	2.83	288	6.79	197	1.46
1971	27-14	---	12	4	356.0	295	7.46	154	117	2.96	307	7.76	142	2.16
1972	19-14	---	12	8	275.2	230	7.51	114	89	2.91	184	6.00	126	1.46
1973	24-16	8	8	6	329.0	262	7.17	167	126	3.45	242	6.62	168	1.44
1974	23-15	4	12	5	339.1	293	7.77	156	111	2.94	183	4.85	166	1.10
1975	33-10	13	14	4	365.0	277	6.83	133	100	2.47	253	6.24	183	1.38
1976	36-15	9	27	7	464.2	401	7.77	213	163	3.16	303	5.87	177	1.71
1977	42-10	13	19	11	446.2	409	8.24	209	166	3.34	309	6.23	210	1.47
1978	39-14	10	20	5	433.1	405	8.41	215	166	3.45	307	6.38	166	1.85
1979	40-15	10	14	5	471.2	437	8.34	255	184	3.51	353	6.74	203	1.74
1980	38-21	12	15	9	513.1	442	7.75	254	197	3.45	340	5.96	219	1.55
1981	34-24	9	15	4	516.2	537	9.35	328	265	4.62	255	4.44	237	1.08
1982	37-22	10	16	5	519.2	530	9.18	281	220	3.81	284	4.92	219	1.30
1983	30-20-1	11	4	5	440.0	387	7.92	223	170	3.48	251	5.13	221	1.14
1984	38-17	9	14	6	475.0	418	7.92	209	158	2.99	289	5.48	192	1.51
1985	36-30-1	10	18	4	567.2	639	10.13	426	329	5.18	337	5.34	317	1.06
1986	42-21	12	6	1	565.1	568	9.04	374	300	4.78	299	4.76	317	0.94
1987	54-14-1	16	17	6	589.2	570	8.67	315	248	3.79	399	6.09	290	1.38
1988	54-14	19	12	3	598.1	545	8.20	307	246	3.70	489	7.36	261	1.87
1989	50-20	17	12	6	625.0	531	7.65	293	224	3.22	626	9.01	297	2.11
1990	43-23	10	11	4	569.0	537	8.49	320	260	4.11	480	7.59	267	1.80
1991	60 -10	12	9	4	615.2	577	8.43	313	251	3.67	480	7.01	262	1.83
1992	50-14	14	6	8	567.1	484	7.68	222	180	2.86	463	7.34	221	2.10
1993	45-20	15	4	1	574.1	603	9.45	332	265	4.15	450	7.05	223	2.02
1994	57-18	18	3	3	689.0	649	8.48	346	265	3.46	626	8.18	249	2.51
1995	54-14	17	4	8	610.0	504	7.43	287	219	3.23	591	8.72	242	2.44
1996	51-17	10	12	10	615.2	494	7.22	254	207	3.03	663	9.69	210	3.16
1997	41-23	12	5	1	568.1	701	11.10	475	401	6.35	474	7.51	295	1.61
1998	43-16	12	2	3	531.0	501	8.49	302	252	4.27	465	7.88	222	2.09
1999	42-27	9	1	1	614.1	726	10.64	480	397	5.82	538	7.88	318	1.69
2000	51-18	21	3	6	617.1	618	9.01	323	274	3.99	438	6.39	257	1.70
2001	41-22	10	3	5	563.2	584	9.34	319	259	4.14	482	7.71	212	2.27
2002	54-17	26	1	4	635.2	652	9.23	350	296	4.19	520	7.36	236	2.20
2003	39-22	11	1	5	542.0	567	9.42	325	255	4.23	410	6.81	210	1.95
2004	39-26	15	1	3	580.1	592	9.18	330	283	4.39	525	8.14	221	2.38
2005	43-23	9	6	4	587.2	608	9.31	298	257	3.94	500	7.66	223	2.24
2006	53-16	17	2	6	615.0	558	8.17	277	223	3.26	550	8.05	211	2.61
2007	41-23	12	1	4	572.1	575	9.04	292	237	3.73	525	8.26	229	2.29
2008	31-27-1	12	2	2	518.1	593	10.30	341	274	4.76	441	7.66	178	2.48
2009	44-22	13	1	4	594.1	569	8.62	279	243	3.68	548	8.30	203	2.70
2010	45-25	14	1	2	626.0	684	9.83	385	326	4.69	486	6.99	230	2.11

Note: **Bolded** figures denote Clemson single-season high.



The trio of Kris Benson (far right), Billy Koch (far left), and Ken Vining (center left) formed one of the most dominant rotations in college baseball history in 1996 under the direction of Pitching Coach John Pawlowski (center right), who is in his third season as Auburn's head coach in 2011.



Team Records

Batting

At-Bats

Inning:	*22	vs. N.C. State, 4-6-1979 (9th)
Game:	*73	vs. Fordham, 5-26-1988
Both Teams:	135	vs. Fordham, 5-26-1988 (CU 70, Fordham 65)
	125	vs. Georgia Southern, 4-21-1996 (Georgia Southern 64, CU 61)
Season:	*2,639	1994

Hits

Inning:	12	at N.C. State, 4-6-1979 (9th)
	12	vs. Maryland, 3-21-1998 (3rd)
Game:	29	vs. Auburn, 5-8-1982
Both Teams:	48	vs. Auburn, 5-8-1982 (CU 29, Auburn 19)
Season:	*874	1991

Doubles

Game:	10	vs. Coastal Carolina, 2-18-1989
Both Teams:	12	vs. Auburn, 5-8-1982 (CU 7, Auburn 5)
Season:	*189	1991

Triples

Game:	*5	vs. Duke, 4-6-1986
Both Teams:	*7	vs. Howard, 4-8-1978 (CU 4, Howard 3)
Season:	*39	1986

Home Runs

Inning:	*5	vs. South Carolina, 5-8-1962 (6th)
Game:	8	vs. South Carolina, 5-8-1962
Both Teams:	11	vs. South Carolina, 5-8-1962 (CU 8, South Carolina 3)
Season:	112	2002

RBI's

Game:	*37	at N.C. State, 4-6-1979
Both Teams:	*52	vs. South Carolina, 4-23-1997 (South Carolina 36, CU 16)
Season:	*622	1991

Batting Average

Game:	.522	vs. Georgia Southern, 3-12-2002 (23-for-44)
Season:	.341	1991 (874-for-2562)

Total Bases

Game:	56	vs. South Carolina, 5-8-1962 (12 1B, 6 2B, 8 HR)
Both Teams:	*94	vs. South Carolina, 5-8-1962 (22 1B, 11 2B, 2 3B, 11 HR)
Season:	*1,462	1991

Runs

Inning:	*19	vs. Maryland, 3-21-1998 (3rd)
Game:	*41	at N.C. State, 4-6-1979
Both Teams:	*54	vs. South Carolina, 4-23-1997 (South Carolina 38, CU 16)
Season:	*698	1991

Highest Run Margin

Game:	+32	at N.C. State, 4-6-1979 (41-9)
Season:	+385	1991 (698-313)
Per Game:	+5.5	1991

Winning Streaks

Rk	WS	First Opponent	Score	Date	Ended By	Score	Date
1.	26	Columbus ⁽¹⁾	12-2	2-26-1977	South Carolina	1-2	3-28-1977
2.	25	Texas-Arlington	18-0	2-18-1995	South Carolina	2-4	3-28-1995
3.	21	Ohio State ⁽²⁾	4-3	3-26-1988	South Carolina	7-11	4-23-1988
4.	17	Eastern Kentucky ⁽¹⁾	7-0	2-16-1992	Maryland	9-10	3-15-1992
	17	Boston College ⁽²⁾	4-1	4-22-2006	+ Georgia Tech ⁽¹⁾	7-8	5-27-2006
6.	15	Charlotte	23-6	2-24-1988	% Brigham Young	2-9	3-15-1992
	15	Maine	7-3	2-23-1996	Duke ⁽¹⁾	4-7	3-16-1996
8.	14	Seton Hall	7-5	3-28-1989	Maryland ⁽¹⁾	4-5	4-16-1989
	14	Winthrop	5-4	3-4-2003	Western Carolina	5-9	3-25-2003
10.	13	Tennessee	6-3	5-9-1991	! Creighton	4-8	6-1-1991
	13	Auburn	7-4	2-22-2002	South Alabama	4-6	3-16-2002
	13	South Alabama	11-3	3-17-2002	N.C. State	0-3	4-6-2002

+ - Jacksonville, FL; % - Fresno, CA; ! - Omaha, NE

Lowest Run Margin

Game:	-23	at Georgia, 4-4-1939 (4-27)
Season:	-70	1956 (102-172)
Per Game:	-3.5	1956

Stolen Bases

Game:	12	vs. The Citadel, 4-21-1950
Season:	*188	1988
Per Game:	*2.8	1978

Pitching

Innings Pitched

Game:	19.0	vs. Fordham, 5-26-1988
Season:	*689.0	1994

Hits Allowed

Game:	0	vs. many
Season:	93	1953
Per 9 IP:	5.62	1953 (93 H, 149.0 IP)

Runs Allowed


Game:	0	vs. many
Season:	79	1953
Per Game:	2.71	1967

Earned Runs Allowed

Game:	0	vs. many
Season:	39	1953
Per Game:	2.05	1967

Strikeouts

Game:	21	vs. South Carolina, 4-4-1952
Season:	663	1996
Per 9 IP:	9.69	1996



Paul Harrelson had eight of Clemson's ACC-record 26 saves in the 2002 season.

Walks Allowed

Game:	0	vs. many
Season:	58	1957
Per 9 IP:	3.07	1996

Fielding

Errors

Game:	12	vs. Georgia, 4-6-1946
Both Teams:	18	vs. Georgia, 4-6-1946
Season:	135	1985

Fielding Percentage

Game:	1.000	vs. many
Season:	.972	2006 (73 errors, 2,652 chances)

Double Plays

Game:	*6	vs. New Orleans, 5-21-1989
	*6	vs. Georgia, 4-5-1995
Both Teams:	8	vs. North Carolina-Wilmington, 2-27-1988 (CU 4, North Carolina-Wilmington 4)
Season:	81	1995
	81	2010

Triple Plays

Game:	1	vs. many
Season:	1	1955, 1971, 1995

Miscellaneous Single-Season Records

Games:	*75	1994
Consecutive Games Scoring a Run:	232	4-24-1984 to 5-4-1986
Wins:	*60	1991
Consecutive Wins:	*26	1977
Winning Percentage:	*85.7	1991 (60-10)
Slugging Percentage:	.571	1991 (1,462 TB, 2,562 AB)
Runners Left on Base:	610	1999
Complete Games:	27	1976
Pitching Shutouts:	*11	1977
ERA:	2.16	1967 (78 ER, 335.0 IP)
Strikeout-to-Walk Ratio:	3.16:1	1996 (663 K, 210 BB)
Saves:	*26	2002

* - ACC record

The 1991 Tigers hold the school record for wins, hits, and runs.



Batting

Games			
Rk	Player	Year	G
1.	Seth Brizek	1994	75
	Mike Hampton	1994	75
	Shane Monahan	1994	75
4.	David Miller	1994	71
	Andy Monin	1994	71
	Khalil Greene	2002	71
	Michael Johnson	2002	71
8.	Kyle Frank	2002	70
	Jeff Schaus	2010	70
10.	Steve Baucom	1987	69
	Mike Couture	1989	69
	Henry Threadgill	1989	69
	Eric Macrina	1991	69
	Khalil Greene	1999	69
	Jason Harris	1999	69
	Henri Stanley	1999	69
	Patrick Boyd	2000	69
	Khalil Greene	2000	69
	Casey Stone	2000	69
	Adrian Casanova	2006	69
	Tyler Colvin	2006	69
	Andy D'Alessio	2006	69
	Herman Demmink	2006	69
	Mike Freeman	2010	69
	Brad Miller	2010	69

At-Bats

Rk	Player	Year	G	AB
1.	Shane Monahan	1994	75	330
2.	Mike Freeman	2010	69	299
3.	Chuck Baldwin	1986	63	289
4.	David Miller	1994	71	288
5.	Seth Brizek	1994	75	287
	Mike Hampton	1994	75	287
7.	Khalil Greene	2002	71	285
8.	Jerry Brooks	1988	68	284
	Kyle Frank	2002	70	284
	Jeff Schaus	2010	70	284

Hits

Rk	Player	Year	G	Hits
1.	Shane Monahan	1994	75	137
2.	Khalil Greene	2002	71	134
3.	Mike Hampton	1994	75	109
4.	Chuck Baldwin	1986	63	107
5.	Jerry Brooks	1988	68	106
	Shane Monahan	1995	67	106
7.	Gary Burnham	1997	64	104
8.	David Miller	1995	68	103
	Casey Stone	2001	62	103
10.	Brian Kowitz	1990	66	102

Multiple-Hit Games

Rk	Player	Year	G	MHG
1.	Shane Monahan	1994	75	46
2.	Khalil Greene	2002	71	42
3.	Chuck Baldwin	1986	63	37

4.	Mike Hampton	1994	75	34
	David Miller	1995	68	34
6.	Shane Monahan	1995	68	33
7.	Khalil Greene	1999	69	31
8.	Jerry Brooks	1988	68	30
	Mike Milchin	1988	68	30
	Brian Kowitz	1990	66	30
	Gary Burnham	1997	64	30
	Patrick Boyd	1999	62	30
	Casey Stone	2001	60	30

Singles

Rk	Player	Year	G	1B
1.	Shane Monahan	1994	75	94
2.	Casey Stone	2000	69	82
	Casey Stone	2001	60	82
4.	Mike Hampton	1994	75	73
	Khalil Greene	2002	71	73
6.	David Miller	1994	71	72
	Eric DeMoura	1997	63	72
8.	Brian Kowitz	1990	66	71
	Brad Chalk	2006	68	71
10.	David Miller	1995	68	70
	Kyle Frank	2002	70	70

Doubles

Rk	Player	Year	G	2B
1.	Khalil Greene	2002	71	33
2.	Kurt Bultmann	1997	60	31
3.	Taylor Harbin	2005	66	28
4.	Gary Burnham	1995	66	27
5.	Billy McMillon	1991	65	26
6.	Gary Burnham	1996	68	24
	Khalil Greene	2000	69	24
	Mike Freeman	2010	69	24
9.	Chuck Baldwin	1986	63	23
	Kevin Northrup	1992	64	23
	Shane Monahan	1994	75	23
	Gary Burnham	1997	64	23
	Kurt Bultmann	1999	68	23

Triples

Rk	Player	Year	G	3B
1.	Bill Spiers	1987	64	11
2.	David Miller	1995	68	10
3.	Kevin Northrup	1991	67	9
	Shane Monahan	1994	75	9
5.	Don Russell	1969	46	8
	Dave Caldwell	1976	50	8
	Shawn Satterfield	1992	55	8
8.	Rusty Adkins	1967	38	7
	Shane Monahan	1993	65	7
	Ryan Riley	2000	55	7

Home Runs

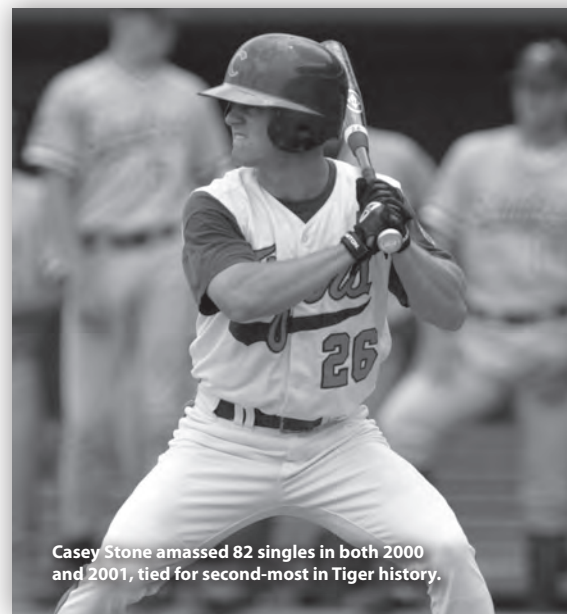
Rk	Player	Year	G	HR
1.	Khalil Greene	2002	71	27
2.	Jeff Baker	2002	68	25
	Michael Johnson	2002	71	25
	Kris Harvey	2005	65	25
5.	Eric Macrina	1991	69	24
	Matthew LeCroy	1997	64	24
7.	Jeff Baker	2001	60	23
	Andy D'Alessio	2006	69	23
9.	Jim McCollom	1985	64	21
10.	Kyle Parker	2010	67	20

Extra Base Hits

Rk	Player	Year	G	EBH
1.	Khalil Greene	2002	71	61
2.	Kurt Bultmann	1997	60	48
3.	Michael Johnson	2002	71	45
4.	Jim McCollom	1985	64	44
5.	Eric Macrina	1991	69	43
	Shane Monahan	1994	75	43
7.	Taylor Harbin	2005	66	42
8.	Keith Williams	1993	65	41
9.	Chuck Baldwin	1986	63	40
	Billy McMillon	1991	65	40
	Gary Burnham	1997	64	40
	Patrick Boyd	1999	62	40
	Tyler Colvin	2006	69	40

RBIs

Rk	Player	Year	G	RBI
1.	Khalil Greene	2002	71	91
2.	Jeff Baker	2002	68	87
	Jeff Schaus	2010	70	87
4.	Andy D'Alessio	2006	69	85
5.	Eric Macrina	1991	69	84



Casey Stone amassed 82 singles in both 2000 and 2001, tied for second-most in Tiger history.

6.	Gary Burnham	1997	64	82
7.	Michael Johnson	2002	71	81
8.	Jerry Brooks	1988	68	80
9.	Keith Williams	1993	65	79
	Matthew LeCroy	1997	64	79

Batting Average

Rk	Player	Year	AB	Hits	Avg.
1.	Dude Buchanan	1941	68	33	.485
2.	Khalil Greene	2002	285	134	.470
3.	Homer Coker	1942	52	24	.462
	Homer Coker	1943	52	24	.462
5.	Rusty Adkins	1965	126	56	.444
6.	Johnny Jones	1962	82	36	.439
7.	Hank Sullivan	1943	63	27	.429
8.	Wyman Morris	1953	64	27	.422
9.	Denny Walling	1975	140	59	.421
10.	Shane Monahan	1994	330	137	.415

Note: Minimum 50 at-bats.

Slugging Percentage

Rk	Player	Year	AB	TB	Slg %
1.	Khalil Greene	2002	285	250	.877
2.	Dude Buchanan	1941	68	55	.809
3.	Denny Walling	1975	140	113	.807
4.	Joey Taylor	1962	64	49	.766
5.	Homer Coker	1943	52	39	.750
6.	Michael Johnson	2002	263	197	.749
7.	Jim McCollom	1985	251	188	.749
8.	Doug Kingsmore	1954	89	66	.742
9.	Jeff Baker	2001	233	172	.738
10.	Matthew LeCroy	1997	237	171	.722

Note: Minimum 50 at-bats.

Total Bases

Rk	Player	Year	G	TB
1.	Khalil Greene	2002	71	250
2.	Shane Monahan	1994	75	211
3.	Michael Johnson	2002	71	197
4.	Jim McCollom	1985	64	188
5.	Chuck Baldwin	1986	63	180
6.	Jerry Brooks	1988	68	179
	Eric Macrina	1991	69	179
8.	Jeff Baker	2002	68	177
9.	Keith Williams	1993	65	176
	Gary Burnham	1997	64	176

Runs

Rk	Player	Year	G	Runs
1.	Shane Monahan	1994	75	97
2.	Bert Heffernan	1988	68	93
	Khalil Greene	2002	71	93
4.	Brian Kowitz	1990	66	87
5.	Henri Stanley	1999	69	85
	Kyle Parker	2010	67	85
7.	Mike Hampton	1994	75	84
8.	Gary Burnham	1997	64	83
9.	Shane Monahan	1995	67	82
10.	Jim Crowley	1991	68	79
	David Miller	1995	68	79



Homer Coker batted .462 in both 1942 and 1943, tied for the third-highest figure in Tiger history.



Kurt Seibert walked once every 3.20 at-bats in 1976, the fourth-best mark in Clemson history.

Stolen Bases

Rk	Player	Year	G	SB
1.	Henry Threadgill	1989	69	47
	Kevin Northrup	1992	64	47
3.	Mike Hampton	1994	75	39
4.	Bill Spiers	1986	62	35
5.	Randy Mazey	1988	66	34
	Mike Couture	1989	69	34
	Brian Kowitz	1990	66	34
8.	Mike Couture	1988	62	32
	Henry Threadgill	1988	66	32
10.	Billy Weems	1980	59	30
	Brooks Shumake	1983	50	30

Sacrifice Bunts

Rk	Player	Year	G	Sac.
1.	Brad Chalk	2006	68	21
2.	Brad Chalk	2005	64	15
3.	Casey Stone	2000	69	14
4.	J.D. Burgess	2007	55	13
5.	Adrian Casanova	2005	66	12
6.	Steve Pyzik	2001	52	11
7.	Doug Livingston	1995	68	9
	Ryan Riley	2001	62	9
	Adrian Casanova	2006	69	9
10.	Joe Taylor	1992	54	8
	Kurt Bultmann	1996	63	8
	Doug Roper	1998	58	8
	Herman Demmink	2005	65	8
	Taylor Harbin	2005	66	8

Sacrifice Flies

Rk	Player	Year	G	SF
1.	Keith Williams	1993	65	11
2.	Jim McCollom	1985	64	9
	Matthew LeCroy	1996	67	9
4.	Chuck Baldwin	1986	63	8
	Mike Milchin	1988	66	8
	Jim Crowley	1991	68	8
	Keith Williams	1992	62	8

Hit-By-Pitch

Rk	Player	Year	G	HBP
1.	Khalil Greene	2001	63	21
2.	Mike Hampton	1994	75	17
	Gary Burnham	1995	66	17
4.	Khalil Greene	2000	69	15
5.	Mike Couture	1988	62	14
6.	Mike Couture	1989	69	12
	Seth Brizek	1994	75	12
	Doug Livingston	1996	58	12
9.	Jeff Baker	2001	58	11
	Ryan Riley	2001	62	11
	Jeff Baker	2002	68	11
	Khalil Greene	2002	71	11
	Brad Chalk	2006	68	11

Walks

Rk	Player	Year	G	BB
1.	Jason Harris	1999	69	64
	Henri Stanley	1999	69	64
3.	Michael Johnson	2003	58	63
4.	Bert Heffernan	1988	68	62
5.	Gary Burnham	1996	68	61
6.	Kyle Parker	2010	67	56
7.	Bert Heffernan	1986	61	55
	Mike Couture	1989	69	55
9.	Matthew LeCroy	1997	64	53
	Brad Miller	2009	66	53

Walks Per At-Bat

Rk	Player	Year	AB/BB	Ratio
1.	Brian Ellis	1998	123/42	1/2.93
2.	Michael Johnson	2003	198/63	1/3.14
3.	Doug Hoffman	1959	105/33	1/3.18
4.	Kurt Seibert	1976	160/50	1/3.20
5.	Chris Epps	2008	101/30	1/3.37
6.	Steve Nilsson	1978	160/47	1/3.40
7.	Johnny Severs	1971	153/44	1/3.48
8.	Gary Burnham	1996	223/61	1/3.66
9.	Mark Biegert	1987	132/36	1/3.67
10.	Mark Biegert	1985	103/28	1/3.68

Strikeouts Per At-Bat

Rk	Player	Year	AB/K	Ratio
1.	Rusty Adkins	1965	126/0	0/126.0
2.	Casey Stone	2001	263/9	1/29.2
3.	Randy Bray	1969	167/6	1/27.8
4.	Neil Simons	1980	274/10	1/27.4
5.	Ellis Dantzler	1966	108/4	1/27.0
6.	Jimmy Key	1980	103/4	1/25.8
7.	Pete Ayoub	1963	102/4	1/25.5
8.	Billy Weems	1980	229/10	1/22.9
9.	Greg Guin	1981	204/9	1/22.7
10.	Elmo Lam	1963	103/5	1/20.6

Pitching

Appearances

Rk	Player	Year	App.
1.	Scott Winchester	1995	33
	Nick Glaser	2000	33
	Daniel Moskos	2006	33
	Alex Frederick	2010	33
5.	Aaron Jersild	1992	32
6.	Stephen Clyne	2007	31
7.	Andy Taulbee	1993	30
	Matt Vaughn	2008	30
9.	Billy Trapp	1980	28
	Scott Winchester	1994	28
	Josh Cram	2001	28
	Ryan Hinson	2009	28

Relief Appearances

Rk	Player	Year	RA
1.	Scott Winchester	1995	33
	Nick Glaser	2000	33
	Daniel Moskos	2006	33

Hitting for the Cycle

Clemson

Fred Knoebel at South Carolina on May 5, 1950. Walk in 1st, triple in 2nd, single in 4th, home run in 5th, double in 7th, hit-by-pitch in 8th. Clemson won 14-5.

Steve Tucker at Georgia Tech on Apr. 22, 1975. Double in 1st, on by error in 2nd, triple in 4th, home run in 6th, single in 7th, single in 9th. Clemson won 18-3.

Keith Williams at Furman on Apr. 20, 1993. Home run in 1st, double in 3rd, single in 6th, triple in 9th. Clemson won 17-2.

Shane Monahan at Hawaii-Hilo on Mar. 19, 1994. Triple in 1st, single in 2nd, home run in 6th, double in 8th, single in 9th. Clemson won 13-5.

Gary Burnham at Texas-Arlington on Feb. 18, 1995. Double in 1st, triple in 3rd, walk in 5th, strikeout in 6th, homer in 7th, single in 9th. Clemson won 18-0.

Opponents

Dick Steed of Georgia Tech in Atlanta, GA on Apr. 13, 1971. Triple in 1st, double in 2nd, strikeout in 4th, home run in 6th, single in 8th. Georgia Tech won 8-4.

Chris Pittaro of North Carolina in Chapel Hill, NC on Mar. 21, 1981. Double in 1st, single in 2nd, home run in 3rd, triple in 6th, groundout to second base in 7th. North Carolina won 10-7.



Alex Frederick tied the Clemson record with 33 appearances in the 2010 season.

4.	Aaron Jersild	1992	32
	Alex Frederick	2010	32
6.	Stephen Clyne	2007	31
7.	Matt Vaughn	2008	29
8.	Billy Trapp	1980	28
	Scott Winchester	1994	28
	Josh Cram	2001	28

Starts

Rk	Player	Year	Starts
1.	Brian Barnes	1988	19
	Brian Barnes	1989	19
	Jason Dawsey	1995	19
	Kris Benson	1996	19
	Ryan Mottl	2000	19
	Steve Reba	2002	19
	Casey Harman	2010	19
8.	Andy Taulbee	1994	18
	Matt Henrie	2002	18
	Jason Berken	2006	18
	Stephen Faris	2006	18
	David Kopp	2007	18
	Scott Weismann	2010	18

Complete Games

Rk	Player	Year	CG
1.	Chuck Porter	1976	11
2.	Billy O'Dell	1954	9
	George Stone	1985	9
	Brian Barnes	1989	9
5.	Harold Stowe	1958	8
	Rusty Gerhardt	1970	8
	Ron Musselman	1977	8
8.	Dave Van Volkenburg	1969	7
	Steve Cline	1974	7
	Jeff Gilbert	1981	7
	Jimmy Key	1982	7
	Kris Benson	1996	7

Shutouts

Rk	Player	Year	SHO
1.	Ron Musselman	1976	4
	Kris Benson	1996	4
3.	Billy O'Dell	1954	3
	Lindsay Graham	1972	3
	Chuck Porter	1976	3
	Tommy Qualters	1977	3
	Tim Parker	1990	3

Wins

Rk	Player	Year	Wins
1.	Brian Barnes	1989	16
2.	Harold Stowe	1958	14
	Jason Angel	1991	14
	Kris Benson	1996	14
5.	Brian Barnes	1988	13

Matt Henrie	2002	13
Steve Reba	2002	13
8. Chuck Porter	1976	12
Ron Musselman	1977	12
Brian Barnes	1987	12
Chad Phillips	1993	12
Andy Taulbee	1994	12
Steve Reba	2001	12
14. Rusty Gerhardt	1971	11
Scott Miller	1992	11
Jason Dawsey	1995	11
17. Mike Sullivan	1979	10
Andy Taulbee	1993	10
Billy Koch	1996	10
Ken Vining	1996	10
Ryan Mottl	1997	10
Ryan Mottl	2000	10

Winning Percentage

Rk	Player	Year	W-L	Win %
1.	Chuck Porter	1976	12-0	100.0
	Mike Kimbrell	1991	11-0	100.0
	Mike Sullivan	1979	10-0	100.0
	Jarrod Schmidt	2000	9-0	100.0
	Josh Cribb	2006	9-0	100.0
	Aaron Jersild	1991	8-0	100.0
	Mike Holtz	1992	8-0	100.0
	Len Bradley	1979	7-0	100.0
	Tommy Qualters	1977	6-0	100.0
	Kris Harvey	2004	6-0	100.0
	P.J. Zocchi	2006	6-0	100.0
	Phillip Lowery	1987	5-0	100.0
	Doug Marchal	1987	5-0	100.0
	Jeff Sauve	1995	5-0	100.0
	D.J. Mitchell	2007	5-0	100.0
16.	Scott Miller	1992	11-1	91.7
17.	Bill Parmer	1967	9-1	90.0

Note: Minimum five decisions.

Innings Pitched

Rk	Player	Year	IP
1.	Kris Benson	1996	156.0
2.	Brian Barnes	1989	146.0
3.	Brian Barnes	1988	137.2
4.	Jason Dawsey	1995	129.1
5.	George Stone	1985	127.1
6.	Harold Stowe	1958	126.2
7.	Casey Harman	2010	121.0
8.	Brian Barnes	1987	120.2
9.	Chuck Porter	1976	119.0
10.	Ron Musselman	1977	117.1

ERA

Rk	Player	Year	IP	ER	ERA
1.	Scott Winchester	1995	45.2	3	0.59
2.	Billy O'Dell	1954	91.1	8	0.79
3.	Joe Landrum	1946	104.0	12	1.04
4.	Scott Clackum	1998	40.2	5	1.11

5. Jay Bevis	1970	40.1	5	1.12
6. Bill Parmer	1967	71.0	9	1.14
7. Brian Snyder	1977	60.1	8	1.19
8. Mike Holtz	1992	57.1	8	1.26
9. Jerome Santivasci	1989	66.0	10	1.36
10. Billy O'Dell	1953	72.1	11	1.37

Note: Minimum 40 innings pitched.

Strikeouts

Rk	Player	Year	K
1.	Brian Barnes	1989	208
2.	Kris Benson	1996	204
3.	Billy Koch	1996	152
4.	Brian Barnes	1988	140
5.	Ken Vining	1996	135
6.	Jason Dawsey	1995	133
7.	Harold Stowe	1958	126
8.	Harold Stowe	1959	117
9.	Brian Barnes	1987	112
10.	Billy O'Dell	1954	111
	Rusty Gerhardt	1970	111
	Rusty Gerhardt	1971	111
	Billy Koch	1995	111

Strikeouts Per Nine Innings Pitched

Rk	Player	Year	K	IP	K/9 IP
1.	Billy O'Dell	1953	108	72.1	13.44
2.	Billy O'Dell	1952	81	56.0	13.02
3.	Brian Barnes	1989	208	146.0	12.82
4.	Billy Koch	1996	152	111.2	12.25
5.	Patrick Hogan	2004	60	44.2	12.09
6.	Kris Benson	1996	204	156.0	11.77
7.	Billy Koch	1995	111	87.0	11.48
8.	Mike Milchin	1989	54	42.2	11.39
9.	Alan Farina	2007	72	57.1	11.30
10.	Tony Sipp	2004	59	48.0	11.06

Note: Minimum 40 innings pitched.


Strikeout-to-Walk Ratio

Rk	Player	Year	K	BB	K/BB
1.	Kris Benson	1996	204	27	7.56
2.	Casey Harman	2009	89	16	5.56
3.	Joe Landrum	1947	98	18	5.44
4.	Phillip Lowery	1987	37	7	5.29
5.	Billy O'Dell	1952	81	16	5.06
6.	Joe Landrum	1946	97	22	4.41
7.	Casey Harman	2008	44	10	4.40
8.	Justin Sarratt	2008	26	6	4.33
9.	Stephen Faris	2006	86	20	4.30
10.	Josh Cribb	2005	97	24	4.04

Note: Minimum 40 innings pitched.

Hits Per Nine Innings Pitched

Rk	Player	Year	Hits	IP	H/9 IP
1.	Billy O'Dell	1953	25	72.1	3.11
2.	Jay Bevis	1970	17	40.1	3.79
3.	Rusty Gerhardt	1970	47	100.1	4.22
4.	Scott Winchester	1995	23	45.2	4.53



Brian Barnes had a Clemson record 208 strikeouts in 1989.

5. Scott Clackum	1998	21	40.2	4.65
6. Steve Cline	1973	35	59.1	5.31
7. Brian Snyder	1977	36	60.1	5.37
8. Brian Barnes	1989	89	146.0	5.49
9. Billy O'Dell	1954	56	91.1	5.52

Note: Minimum 40 innings pitched.

Walks Per Nine Innings Pitched

Rk	Player	Year	BB	IP	BB/9 IP
1.	Phillip Lowery	1987	7	53.2	1.17
2.	Justin Sarratt	2008	6	45.2	1.18
3.	Jimmy Roller	1960	11	71.2	1.38
4.	Kris Benson	1996	27	156.0	1.56
5.	Casey Harman	2009	16	86.2	1.66
6.	Stephen Faris	2006	20	103.0	1.75
7.	Patrick Hogan	2002	11	54.2	1.81
8.	Thomas Boozer	2002	9	44.0	1.84
9.	Jimmy Roller	1959	10	47.1	1.90
10.	Jerome Santivasci	1989	14	66.0	1.91

Note: Minimum 40 innings pitched.

Saves

Rk	Player	Year	Saves
1.	Nick Glaser	2000	15
2.	Scott Winchester	1995	14
3.	Matt Vaughn	2008	11
4.	Scott Winchester	1993	10
	Scott Winchester	1994	10
	Patrick Hogan	2004	10
	Daniel Moskos	2006	10
8.	Scott Clackum	1998	9
9.	Mike Milchin	1988	8
	Paul Harrelson	2002	8

Batters Faced

Rk	Player	Year	BF
1.	Kris Benson	1996	606
2.	Brian Barnes	1989	602
3.	Brian Barnes	1988	598
4.	George Stone	1984	569
5.	Jason Dawsey	1995	529
6.	Brian Barnes	1987	523
7.	Casey Harman	2010	518
8.	Andy Taulbee	1994	489
9.	Jimmy Key	1982	485
10.	Ron Musselman	1977	483



In Bill Wilhelm's first year as Clemson's head coach in 1958, Harold Stowe (right) totaled 126 strikeouts, seventh-most in Tiger history.



Career Leaders

Batting

Games			
Rk	Player	Year(s)	G
1.	Khalil Greene	1999-02	272
2.	Bert Heffernan	1985-88	259
3.	Andy D'Alessio	2004-07	253
4.	Kurt Bultmann	1996-99	249
5.	Jim Crowley	1988-91	247
6.	Wilson Boyd	2007-10	238
7.	Michael Johnson	2000-03	235
8.	Herman Demmink	2003-06	232
9.	Henri Stanley	1997-00	231
10.	Kyle Frank	1999,01-03	230

At-Bats

Rk	Player	Year(s)	AB
1.	Khalil Greene	1999-02	1069
2.	Bert Heffernan	1985-88	993
3.	Kurt Bultmann	1996-99	953
4.	Chuck Baldwin	1984-87	935
5.	Shane Monahan	1993-95	856
6.	Andy D'Alessio	2004-07	853
7.	Wilson Boyd	2007-10	837
8.	Jim McCollom	1982-85	830
9.	Jim Crowley	1988-91	826
10.	Herman Demmink	2003-06	821

Hits

Rk	Player	Year(s)	Hits
1.	Khalil Greene	1999-02	403
2.	Shane Monahan	1993-95	337
3.	Bert Heffernan	1985-88	335
4.	Chuck Baldwin	1984-87	311
5.	Kurt Bultmann	1996-99	306
6.	Jim McCollom	1982-85	285
7.	Michael Johnson	2000-03	275
8.	Jim Crowley	1988-91	271
9.	Neil Simons	1977-80	270
	Gary Burnham	1994-97	270

Doubles

Rk	Player	Year(s)	2B
1.	Khalil Greene	1999-02	^95
2.	Kurt Bultmann	1996-99	82
3.	Gary Burnham	1994-97	77
4.	Taylor Harbin	2004-07	67
5.	Bert Heffernan	1985-88	63
6.	Chuck Baldwin	1984-87	62
7.	Shane Monahan	1993-95	60
8.	Jim Crowley	1988-91	57
	Patrick Boyd	1998-01	57
10.	Jim McCollom	1982-85	56

Triples

Rk	Player	Year(s)	3B
1.	Shane Monahan	1993-95	21
2.	Don Russell	1968-70	18
3.	Rusty Adkins	1965-67	17
	Bill Spiers	1985-87	17
5.	Jeff Miller	1990-93	15
	David Miller	1993-95	15
7.	Ray Mathews	1948-51	14
	Fred Knoebel	1950-52	14
	Johnny Severs	1969-71	14
	Neil Simons	1977-80	14
	Bert Heffernan	1985-88	14

Home Runs

Rk	Player	Year(s)	HR
1.	Jeff Baker	2000-02	59
	Andy D'Alessio	2004-07	59
3.	Michael Johnson	2000-03	58
4.	Matthew LeCroy	1995-97	53
5.	Jim McCollom	1982-85	52
	Khalil Greene	1999-02	52
7.	Eric Macrina	1988-91	51
8.	Kyle Parker	2008-10	46
9.	Jim Crowley	1988-91	43
	Kurt Bultmann	1996-99	43

RBIs

Rk	Player	Year(s)	RBI
1.	Khalil Greene	1999-02	276
2.	Jeff Baker	2000-02	226
3.	Jim McCollom	1982-85	218
4.	Andy D'Alessio	2004-07	217
5.	Kurt Bultmann	1996-99	214
6.	Michael Johnson	2000-03	213



Michael Johnson (left), Khalil Greene (center), and Jeff Baker (right) are all in the top five in career homers in Tiger history.

7.	Gary Burnham	1994-97	209
8.	Matthew LeCroy	1995-97	208
9.	Jim Crowley	1988-91	197
10.	Bert Heffernan	1985-88	195

Batting Average

Rk	Player	Year(s)	Hits-AB	Avg.
1.	Denny Walling	1975	59-140	.421
2.	Dude Buchanan	1939-41	74-184	.402
3.	Shane Monahan	1993-95	337-856	.394
4.	Billy McMillon	1991-93	201-527	.381
5.	Herb Jensen	1942,43	38-100	.380
6.	Rusty Adkins	1965-67	150-396	.379
7.	Khalil Greene	1999-02	403-1069	.377
8.	Ted Corbin	1992	74-199	.372
9.	Tim Teufel	1979,80	134-365	.367
10.	Brad McCann	2003,04	183-504	.363

Note: Minimum 100 at-bats.

Slugging Percentage

Rk	Player	Year(s)	AB	TB	Slg %
1.	Denny Walling	1975	140	113	.807
2.	Dave Lynn	1958,60,61	163	113	.693
3.	Tim Teufel	1979,80	365	244	.668
4.	Dude Buchanan	1939-41	184	121	.658
5.	Michael Johnson	2000-03	800	509	.636
6.	Jim McCollom	1982-85	830	521	.628
7.	Jeff Baker	2000-02	773	484	.626
8.	Shane Monahan	1993-95	856	535	.625
9.	Khalil Greene	1999-02	1069	668	.625
10.	Eric Macrina	1988-91	647	404	.624

Note: Minimum 100 at-bats.

Total Bases

Rk	Player	Year(s)	TB
1.	Khalil Greene	1999-02	668
2.	Shane Monahan	1993-95	535
3.	Kurt Bultmann	1996-99	525
4.	Jim McCollom	1982-85	521
5.	Michael Johnson	2000-03	509
6.	Bert Heffernan	1985-88	507
7.	Andy D'Alessio	2004-07	498
8.	Jeff Baker	2000-02	484
9.	Chuck Baldwin	1984-87	476
10.	Jim Crowley	1988-91	459

Runs

Rk	Player	Year(s)	Runs
1.	Bert Heffernan	1985-88	285
2.	Khalil Greene	1999-02	265
3.	Shane Monahan	1993-95	235
4.	Kurt Bultmann	1996-99	233
5.	Gary Burnham	1994-97	215
6.	Jim McCollom	1982-85	203
7.	Michael Johnson	2000-03	201
8.	Jim Crowley	1988-91	199

9.	Patrick Boyd	1998-01	196
10.	Neil Simons	1977-80	195

Stolen Bases

Rk	Player	Year(s)	SB
1.	Henry Threadgill	1986-89	85
	Mike Couture	1987-90	85
3.	Kevin Northrup	1989-92	83
4.	Brian Kowitz	1988-90	76
5.	Brooks Shumake	1982-84	71
6.	Ray Williams	1984-87	70
7.	Billy Weems	1977-80	68
8.	Randy Mazey	1985-88	65
9.	Shane Monahan	1993-95	61
10.	Bill Spiers	1985-87	60

Walks

Rk	Player	Year(s)	BB
1.	Bert Heffernan	1985-88	207
2.	Neil Simons	1977-80	180
3.	Michael Johnson	2000-03	169
4.	Gary Burnham	1994-97	157
5.	Henri Stanley	1997-00	144
6.	Khalil Greene	1999-02	143
7.	Frank Russ	1980-83	139
8.	Brian Ellis	1997-00	138
9.	Patrick Boyd	1998-01	135
10.	Kurt Bultmann	1996-99	133

Walks Per At-Bat

Rk	Player	Year(s)	AB/BB	Ratio
1.	Kurt Seibert	1974-76	408/106	1/3.85
2.	Don Russell	1968-70	415/107	1/3.88
3.	Chris Epps	2008-10	401/101	1/3.97
4.	Brian Ellis	1997-00	583/138	1/4.22
5.	Johnny Severs	1969-71	373/86	1/4.34
6.	Dave Buffamoyer	1978,79	287/66	1/4.35
7.	Neil Simons	1977-80	805/180	1/4.47
8.	Steve Nilsson	1976-78	507/112	1/4.53
9.	Jason Harris	1998,99	475/104	1/4.57
10.	Henri Stanley	1997-00	666/144	1/4.63

Note: Minimum 100 at-bats.

Strikeouts Per At-Bat

Rk	Player	Year(s)	AB/K	Ratio
1.	Rusty Adkins	1965-67	396/16	1/24.75
2.	Neil Simons	1977-80	805/43	1/18.72
3.	Billy Weems	1977-80	674/39	1/17.28
4.	Randy Bray	1968-70	457/27	1/16.93
5.	Casey Stone	1998-01	736/46	1/16.00
6.	Joe Taylor	1992,93	394/27	1/14.54
7.	Mike Mahoney	1973-75,81	323/23	1/14.04
8.	Steve Tucker	1973-76	502/37	1/13.57
9.	Taylor Harbin	2005-07	781/66	1/11.83
10.	Dave Buffamoyer	1978,79	287/25	1/11.48

Note: Minimum 100 at-bats.

Pitching			
Appearances			
Rk	Player	Year(s)	App.
1.	Matt Additon	1997-00	98
2.	Thomas Boozer	1999-02	88
	Jeff Hahn	2002-05	88
4.	Scott Winchester	1993-95	87
5.	Ryan Hinson	2006-09	85
6.	Daniel Moskos	2005-07	81
	Matt Vaughn	2006-09	81
8.	Patrick Hogan	2001-04	79
9.	Brian Barnes	1986-89	78
	Steve Reba	1999-02	78
	Paul Harrelson	2000-03	78
Starts			
Rk	Player	Year(s)	Starts
1.	Ryan Mottl	1997-00	68
2.	Brian Barnes	1986-89	65
3.	Rusty Gerhardt	1969-72	55
4.	Kris Benson	1994-96	47
5.	Jimmy Key	1980-82	46
6.	Oliver Whitaker	1984-87	45
	Steve Reba	1999-02	45
8.	Billy Koch	1994-96	44
9.	Alan Botkin	1986-89	43
10.	Jason Dawsey	1993-95	42
Relief Appearances			
Rk	Player	Year(s)	RA
1.	Matt Additon	1997-00	93
2.	Scott Winchester	1993-95	87
3.	Thomas Boozer	1999-02	79
4.	Matt Vaughn	2006-09	78
5.	Jeff Hahn	2002-05	77
6.	Paul Harrelson	2000-03	75
7.	Patrick Hogan	2001-04	71
	Daniel Moskos	2005-07	71
9.	Jerome Santivasci	1985,87-89	68
10.	Jay Bevis	1969-72	67
	Tim Peele	1988-91	67
Complete Games			
Rk	Player	Year(s)	CG
1.	Rusty Gerhardt	1969-72	26
2.	Brian Barnes	1986-89	21
3.	Billy O'Dell	1952-54	19
4.	Harold Stowe	1957-59	16
	Dave Van Volkenburg	1969-72	16
	Chuck Porter	1974-76	16
7.	Ron Musselman	1976,77	14
	Mike Brown	1978-80	14
	Jimmy Key	1980-82	14
10.	Tommy Chapman	1963-65	13
	Jeff Gilbert	1981-83	13
Shutouts			
Rk	Player	Year(s)	SHO
1.	Ron Musselman	1976,77	6
2.	Billy O'Dell	1952-54	5
	Rusty Gerhardt	1969-72	5
	Lindsay Graham	1970-73	5
	Mike Brown	1978-80	5
6.	Chuck Porter	1974-76	4
	Mike Sullivan	1977-79	4
	Kris Benson	1994-96	4
9.	Dave Van Volkenburg	1969-72	3

Tommy Qualters	1975-78	3		
Brian Snyder	1977-79	3		
Jeff Gilbert	1981-83	3		
John Pawlowski	1983-85	3		
Alan Botkin	1986-89	3		
Tim Parker	1987,88,90	3		
Wins				
Rk	Player	Year(s)	Wins	
1.	Brian Barnes	1986-89	44	
2.	Rusty Gerhardt	1969-72	34	
3.	Ryan Mottl	1997-00	33	
	Steve Reba	1999-02	33	
5.	Kris Benson	1994-96	29	
6.	Andy Taulbee	1992-94	27	
7.	Jason Angel	1990-92	25	
8.	Harold Stowe	1957-59	24	
	Chuck Porter	1974-76	24	
10.	Mike Brown	1978-80	23	
	Oliver Whitaker	1984-87	23	
	Alan Botkin	1986-89	23	
Winning Percentage				
Rk	Player	Year(s)	W-L	Win %
1.	Mike Kimbrell	1988-91	17-1	94.4
2.	Scott Parrish	1981,83,84	21-3	87.5
3.	Mike Sullivan	1977-79	20-3	87.0
4.	Bill Parmer	1965-67	18-3	85.7
	Jarrod Schmidt	2000-02	18-3	85.7
6.	Chad Phillips	1990-93	17-3	85.0
	Ken Vining	1994-96	17-3	85.0
8.	Scott Miller	1991,92	19-4	82.6
9.	Brian Barnes	1986-89	44-10	81.5
10.	Jeff Gilbert	1981-83	21-5	80.8
Note: Minimum 15 decisions.				
Innings Pitched				
Rk	Player	Year(s)	IP	
1.	Brian Barnes	1986-89	475.1	
2.	Ryan Mottl	1997-00	414.1	
3.	Rusty Gerhardt	1969-72	384.1	
4.	Kris Benson	1994-96	319.2	
5.	Steve Reba	1999-02	319.1	
6.	Jimmy Key	1980-82	318.2	
7.	Jason Dawsey	1993-95	304.1	
8.	Oliver Whitaker	1984-87	299.1	
9.	Josh Cribb	2003-06	282.1	
10.	Harold Stowe	1957-59	279.1	
	Andy Taulbee	1992-94	279.1	
ERA				
Rk	Player	Year(s)	ERA	
1.	Billy O'Dell	1952-54	1.51	
2.	Scott Winchester	1993-95	1.70	
3.	Steve Cline	1973,74	1.94	
4.	Jay Bevis	1969-72	2.13	
5.	Harold Stowe	1957-59	2.32	
6.	Rusty Gerhardt	1969-72	2.39	
7.	Chuck Porter	1974-76	2.43	
8.	Bill Parmer	1965-67	2.59	
9.	Nelson Gibson	1966-68	2.64	
10.	Mike Sullivan	1977-79	2.65	
Note: Minimum 100 innings pitched.				
Strikeouts				
Rk	Player	Year(s)	K	
1.	Brian Barnes	1986-89	513	
2.	Rusty Gerhardt	1969-72	382	

3.	Ryan Mottl	1997-00	360
4.	Kris Benson	1994-96	356
5.	Billy Koch	1994-96	338
6.	Billy O'Dell	1952-54	300
7.	Harold Stowe	1957-59	279
8.	Jason Dawsey	1993-95	276
9.	Steve Reba	1999-02	263
10.	Ken Vining	1994-96	258
Strikeouts Per Nine Innings Pitched			
Rk	Player	Year(s)	K/9 IP
1.	Billy O'Dell	1952-54	12.29
2.	Billy Koch	1994-96	11.00
3.	Ken Vining	1994-96	10.35
4.	Kris Benson	1994-96	10.02
5.	Brian Barnes	1986-89	9.71
6.	D.J. Mitchell	2006-08	9.24
7.	Mike Holtz	1991-94	9.22
8.	Damon Vincent	1961-63	9.00
	Charlie Watson	1965-67	9.00
Note: Minimum 100 innings pitched.			
Strikeout-to-Walk Ratio			
Rk	Player	Year(s)	K/BB
1.	Kris Benson	1994-96	4.51
2.	Casey Harman	2008-10	3.97
3.	Josh Cribb	2003-06	3.62
4.	Billy O'Dell	1952-54	3.61
5.	Stephen Faris	2004-06	3.38
6.	Andy Taulbee	1992-94	3.22
7.	Phillip Lowery	1986-88	3.19
8.	Ken Vining	1994-96	3.19
9.	Jason Dawsey	1993-95	3.17
Note: Minimum 100 innings pitched.			
Hits Per Nine Innings Pitched			
Rk	Player	Year(s)	H/9 IP
1.	Billy O'Dell	1952-54	5.29
2.	Rusty Gerhardt	1969-72	5.95
3.	Scott Winchester	1993-95	6.04
4.	Jay Bevis	1969-72	6.22
5.	Steve Cline	1973,74	6.33
6.	Charlie Watson	1965-67	6.58
7.	Chuck Porter	1974-76	6.80
8.	Bill Parmer	1965-67	6.89
9.	Billy Koch	1994-96	6.99
10.	Tim Parker	1987,88,90	7.03
Note: Minimum 100 innings pitched.			
Walks Per Nine Innings Pitched			
Rk	Player	Year(s)	BB/9 IP
1.	Phillip Lowery	1986-88	1.71
2.	Stephen Faris	2004-06	2.08
3.	Scott Berney	2000	2.12
4.	Jimmy Roller	1959-61	2.13
5.	Casey Harman	2008-10	2.15
6.	Justin Sarratt	2007-10	2.16
7.	Kris Benson	1994-96	2.22
8.	Josh Cribb	2003-06	2.26
9.	Andy Taulbee	1992-94	2.35
10.	George Stone	1984,85	2.42
Note: Minimum 100 innings pitched.			
Saves			
Rk	Player	Year(s)	Saves
1.	Scott Winchester	1993-95	34
2.	Jay Bevis	1969-72	20
3.	Patrick Hogan	2001-04	18
4.	Nick Glaser	2000,01	16
	Daniel Moskos	2005-07	16
	Matt Vaughn	2006-09	16
7.	Dave Woessner	1977-79	14
	Paul Harrelson	2000-03	14
9.	Mike Milchin	1987-89	13
	Scott Clackum	1997,98	13
Batters Faced			
Rk	Player	Year(s)	BF
1.	Brian Barnes	1986-89	2052
2.	Ryan Mottl	1997-00	1851
3.	Rusty Gerhardt	1969-72	1473
4.	Steve Reba	1999-02	1395
5.	Oliver Whitaker	1984-87	1371
6.	Jimmy Key	1980-82	1349
7.	Kris Benson	1994-96	1317
8.	Jason Dawsey	1993-95	1281
9.	Bill Steele	1985-87	1228
10.	Alan Botkin	1986-89	1201

^ - NCAA record



Casey Harman had a 3.97 strikeout-to-walk ratio, the second-best mark in Clemson history, in his career from 2008-10.

Batting

Batting Average		
Year	Player, Pos.	BA
1939	Ed Irick, 3b	.358
1940	Francis Coakley, of	.391
1941	Dude Buchanan, 1b	.485
1942	Homer Coker, of	.462
1943	Homer Coker, of	.462
1944	No Team	
1945	H.H. Tyler, 2b	.282
1946	Dewey Quinn, 3b	.365
1947	Lynwood McMakin, 2b	.348
1948	Frank Gillespie, 3b	.338
1949	Ken Culberson, ss	.355
1950	Doug Angley, of	.381
1951	Ray Mathews, of	.375
1952	Fred Knoebel, of	.366
1953	Wyman Morris, 3b	.422
1954	Doug Kingsmore, of	.371
1955	Lonnie Shealy, 2b	.357
1956	Don Shealy, of/p	.348
1957	Don Shealy, of/p	.313
1958	Bailey Hendley, of/p	.333
1959	Ty Cline, of/p	.326
1960	Bailey Hendley, of/p	.364
1961	Pete Ayoub, 2b	.349
1962	Johnny Jones, of	.439
1963	Mike Bohonak, of	.349
1964	Stan Ayers, c	.316
1965	Rusty Adkins, of	*.444
1966	Ellis Dantzler, 1b	.380
1967	Garry Helms, ss	.372
1968	Randy Bray, ss	.329
1969	Calvin Weeks, 2b/of	.354
1970	Randy Bray, ss	.285
1971	Craig White, of	.380
1972	Lin Hamilton, c	.318
1973	Craig White, of	.336
1974	Lin Hamilton, c	.346
1975	Denny Walling, of	*.421
1976	Steve Tucker, of	.350
1977	Neil Simons, of	.376
1978	Billy Weems, of	.333
1979	Neil Simons, of	.355
1980	Tim Teufel, 2b	.387
1981	Greg Guin, 1b	.387
1982	Jimmy Key, p/of	.359
1983	Bob Paulling, 1b	.407
1984	Chuck Baldwin, 2b	.356
1985	Jim McCollom, 1b	.390
1986	Chuck Baldwin, 1b	.370
1987	Mark Biegert, of	.356
1988	Jerry Brooks, 3b	.373
1989	Henry Threadgill, 2b	.329
1990	Brian Kowitz, of	.403
1991	Billy McMillon, of	*.391
1992	Kevin Northrup, of	.382
1993	Billy McMillon, of	.377
1994	Shane Monahan, of	.415
1995	Shane Monahan, of	.388
1996	Jason Embler, 1b	.357
1997	Gary Burnham, of	.391

1998	Matt Padgett, of	.376
1999	Patrick Boyd, of	.390
2000	Khalil Greene, 3b	.364
2001	Casey Stone, of	.376
2002	Khalil Greene, ss	*.470
2003	Brad McCann, 3b	.347
2004	Brad McCann, 3b	.379
2005	Brad Chalk, of	.350
2006	Tyler Colvin, of	.356
2007	Brad Chalk, of	.366
2008	Mike Freeman, 2b	.332
2009	Ben Paulsen, 1b	.367
2010	Brad Miller, ss	.357

At-Bats

Year	Player, Pos.	AB
1939	Ed Irick, 3b	67
1940	Francis Coakley, of	64
1941	Dude Buchanan, 1b	68
1942	Herb Jessen, 1b	71
1943	Frank Gillespie, 1b	61
1944	No Team	
1945	Bull Cagle, of	49
1946	Dewey Quinn, 3b	85
1947	Homer Coker, of	122
1948	Ken Culberson, ss	120
1949	Ken Culberson, ss	110
1950	Ken Culberson, ss	137
1951	Dick Hendley, c	93
1952	Roy Coker, 2b	87
1953	Roy Coker, 2b	73
1954	Roy Coker, 2b	105
1955	Lonnie Shealy, 2b	70
1956	Bill Barnett, of	76
1957	Butch Coker, c	74
1958	Bud Spiers, ss	130
1959	Ty Cline, of/p	135
1960	Ty Cline, of	89
	Dave Lynn, c	89
1961	Elmo Lam, ss	91
1962	Elmo Lam, ss	107
1963	Elmo Lam, ss	103
1964	Ben Marsella, 2b	117
1965	Rusty Adkins, of	*126
1966	Rusty Adkins, 2b	121
1967	Rusty Adkins, 2b	*149
1968	Randy Bray, ss	*146
1969	Randy Bray, ss	*167
1970	Randy Bray, ss	144
1971	Calvin Weeks, ss	*160
1972	Kenny Bagwell, 2b	135
1973	Richard Haynes, 2b	*138
1974	Mike Pulaski, of	*158
1975	Kurt Seibert, ss	*153
1976	Robert Bonnette, 3b	*207
1977	Robert Bonnette, ss	*216
1978	Tony Masone, of	186
1979	Tony Masone, of	*224
1980	Billy Weems, of	229
1981	Mike Mahoney, of	*222
1982	Frank Russ, 2b	*237
1983	Bob Paulling, 1b	199
1984	Brooks Shumake, of	218

1985	Chuck Baldwin, ss	*252
1986	Chuck Baldwin, 1b	*289
1987	Steve Baucum, 3b	*268
1988	Jerry Brooks, 3b	*284
1989	Henry Threadgill, 2b	*283
1990	Brian Kowitz, of	253
1991	Eric Macrina, dh	260
1992	Kevin Northrup, of	249
1993	Keith Williams, of	255
1994	Shane Monahan, of	*330
1995	Shane Monahan, of	*273
1996	Paul Galloway, 3b	252
1997	Jason Embler, 1b	*269
1998	Patrick Boyd, of	241
1999	Khalil Greene, 3b	274
2000	Jeff Baker, ss	275
2001	Casey Stone, of	274
2002	Khalil Greene, ss	285
2003	Brad McCann, 3b	251
2004	Brad McCann, 3b	253
	Lou Santangelo, c	253
2005	Taylor Harbin, 2b	274
2006	Tyler Colvin, of	281
2007	Taylor Harbin, ss	253
2008	Wilson Boyd, of	233
2009	Mike Freeman, 2b	268
2010	Mike Freeman, 2b	*299

Runs

Year	Player, Pos.	R
1939	Teddy Boselli, ss	15
1940	Dude Buchanan, 1b	21
1941	Dude Buchanan, 1b	27
1942	Don Belk, of	16
	Bob Berry, ss	16
1943	Homer Coker, of	25
1944	No Team	
1945	H.H. Tyler, 2b	16
1946	June Pruitt, 1b	20
1947	Lynwood McMakin, 2b	39
1948	Ray Mathews, of	23
1949	Ken Culberson, ss	33
1950	Fred Knoebel, of	45
1951	Roby Crouch, 1b	29
1952	Roy Coker, 2b	26
1953	Roy Coker, 2b	17
1954	Doug Kingsmore, of	*25
1955	Lonnie Shealy, 2b	13
1956	Bill Barnett, of	16
	Don Shealy, of/p	16
1957	Doug Hoffman, of	11
1958	Larry Bagwell, 3b	*34
1959	Ty Cline, of/p	34
1960	Ty Cline, of	26
1961	Elmo Lam, ss	27
1962	Johnny Jones, of	28
1963	Johnny Jones, of	22
	Nicky Lomax, of	22
1964	Buddy Nixon, 1b	23
1965	Rusty Adkins, of	*30
	Jack McCall, ss	*30
1966	Rusty Adkins, 2b	*39
1967	Rusty Adkins, 2b	*40
1968	Don Russell, 3b	26
1969	Don Russell, 3b	*43
1970	Don Russell, 3b	33
1971	Johnny Severs, of	*37
1972	Kenny Bagwell, 2b	24
1973	Richard Haynes, 2b	*29
	Craig White, of	*29
1974	Smiley Sanders, of	*41
1975	Kurt Seibert, ss	*48
1976	Kurt Seibert, ss	*43
1977	Neil Simons, of	50
1978	Steve Nilsson, 1b	*49
1979	Dave Buffamoyer, c	*66
1980	Billy Weems, of	58
1981	Mike Mahoney, of	54
1982	Mark Davidson, of	*58
1983	Jim McCollom, c	50
1984	Brooks Shumake, of	60
1985	Bert Heffernan, c	60
1986	Bill Spiers, ss	*73
1987	Bert Heffernan, c	68
1988	Bert Heffernan, c	*93
1989	Brian Kowitz, of	61
1990	Brian Kowitz, of	*87
1991	Jim Crowley, 2b	79
1992	Kevin Northrup, of	67
1993	Billy McMillon, of	64



Shane Monahan led the nation in hits (137) in 1994.

1994	Shane Monahan, of	*A97
1995	Shane Monahan, of	*82
1996	Gary Burnham, of	62
	Doug Livingston, 2b	62
1997	Gary Burnham, of	83
1998	Patrick Boyd, of	66
1999	Henri Stanley, of	85
2000	Casey Stone, of	65
2001	Jeff Baker, 3b	66
2002	Khalil Greene, ss	*A93
2003	Michael Johnson, 1b	54
	Russell Triplett, ss	54
2004	Brad McCann, 3b	64
2005	Taylor Harbin, 2b	64
2006	Brad Chalk, of	67
2007	Marquez Smith, 3b	54
2008	Mike Freeman, inf	46
	Ben Paulsen, 1b	46
2009	Mike Freeman, 2b	60
	Jeff Schaus, of	60
2010	Kyle Parker, of	85

Hits

Year	Player, Pos.	H
1939	Ed Irick, 3b	24
1940	Francis Coakley, of	25
1941	Dude Buchanan, 1b	33
1942	Homer Coker, of	24
1943	Homer Coker, of	24
1944	No Team	
1945	J.A. Timmerman, ss	11
	H.H. Tyler, 2b	11
1946	Dewey Quinn, 3b	31
1947	Dewey Quinn, of	38
1948	Jimmy Jones, 1b	37
1949	Ken Culberson, ss	39
1950	Doug Angley, of	51
1951	Ray Mathews, of	33
1952	Fred Knoebel, of	30
1953	Wyman Morris, 3b	27
1954	Roy Coker, 2b	33
	Doug Kingsmore, of	33
1955	Lonnie Shealy, 2b	25
1956	Don Shealy, of/p	23
1957	Butch Coker, c	20
	Don Shealy, of/p	20
1958	Bud Spiers, ss	42
1959	Ty Cline, of/p	44
1960	Dave Lynn, c	32
1961	Pete Ayoub, 2b	29
	Elmo Lam, ss	29
1962	Johnny Jones, of	36
1963	Johnny Jones, of	33
1964	Ben Marsella, 2b	33
1965	Rusty Adkins, of	*56
1966	Rusty Adkins, 2b	*44
1967	Rusty Adkins, 2b	*50
1968	Randy Bray, ss	*48
1969	Calvin Weeks, 2b/of	*57

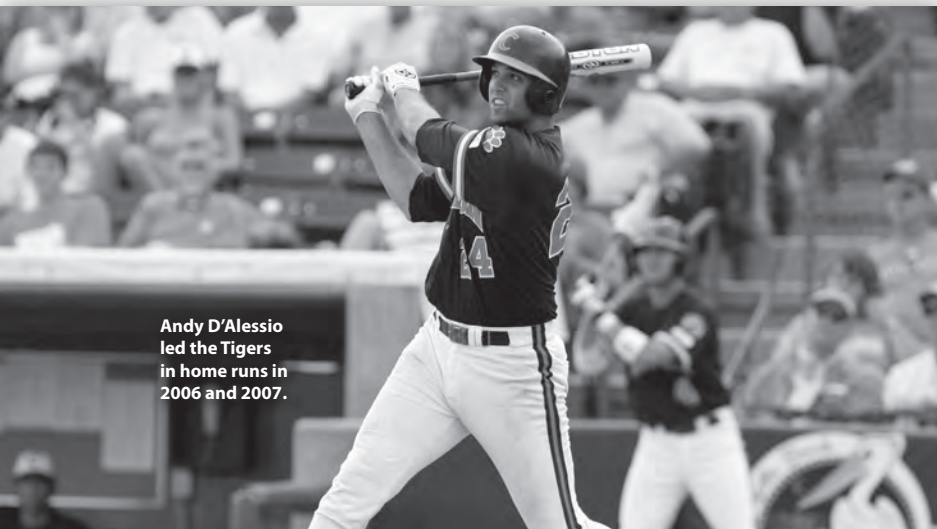
1970	Randy Bray, ss	41
1971	Craig White, of	*49
1972	Kenny Bagwell, 2b	40
1973	Craig White, of	*44
1974	Mike Pulaski, of	*48
1975	Denny Walling, of	*59
1976	Steve Tucker, of	*69
1977	Neil Simons, of	*74
1978	Tony Masone, of	61
1979	Tony Masone, of	74
1980	Billy Weems, of	75
1981	Greg Guin, 1b	*79
1982	Mark Davidson, of	*75
1983	Bob Paulling, 1b	*81
1984	Jim McCollom, dh	71
1985	Jim McCollom, 1b	*98
1986	Chuck Baldwin, 1b	*107
1987	Steve Baucum, 3b	93
1988	Jerry Brooks, 3b	*106
1989	Henry Threadgill, 2b	*93
1990	Brian Kowitz, of	*102
1991	Jim Crowley, 2b	*98
1992	Kevin Northrup, of	*95
1993	Shane Monahan, 1b	*94
1994	Shane Monahan, of	*A137
1995	Shane Monahan, of	*106
1996	Jason Embler, 1b	85
1997	Gary Burnham, of	104
1998	Matt Padgett, of	88
1999	Khalil Greene, 3b	98
2000	Khalil Greene, 3b	98
2001	Casey Stone, of	103
2002	Khalil Greene, ss	*A134
2003	Brad McCann, 3b	87
2004	Brad McCann, 3b	96
2005	Taylor Harbin, 2b	94
2006	Tyler Colvin, of	100
2007	Marquez Smith, 3b	84
2008	Wilson Boyd, of	70
	Ben Paulsen, 1b	70
2009	Ben Paulsen, 1b	95
2010	Mike Freeman, 2b	99

Doubles

Year	Player, Pos.	2B
1939	Ed Irick, 3b	6
1940	Francis Coakley, of	4
1941	Dude Buchanan, 1b	5
1942	Bob Berry, ss	4
	Homer Coker, of	4
1943	Homer Coker, of	4
	Jay Good, 3b	4
1944	No Team	
1945	Bull Cagle, of	3
1946	Dewey Quinn, of	6
1947	Frank Gillespie, 1b	7
	Dewey Quinn, of	7
1948	Jimmy Jones, 1b	7
1949	Luke Deanhardt, 1b	8

Pete Ayoub led the 1961 team with a .349 batting average.





Andy D'Alessio led the Tigers in home runs in 2006 and 2007.

1950	Doug Angley, of	9
1951	Gene Aughtry, 2b	8
1952	Jim Evans, ss	8
1953	Wyman Morris, 3b	9
1954	Roy Coker, 2b	5
1955	Roger Gaines, of	6
1956	Bill Barnett, of	5
1957	Don Shealy, of/p	5
1958	Larry Bagwell, 3b	*8
	Fred DeBerry, 1b	*8
1959	Ty Cline, of/p	*7
1960	Toby Bradshaw, 2b	7
1961	Elmo Lam, ss	6
1962	Gene Harbeson, c	7
1963	Pete Ayoub, 2b	8
1964	Buddy Nixon, 1b	7
1965	Rusty Adkins, of	10
	Tony Jackson, 2b	10
1966	Jack McCall, ss	*12
1967	Ron Zupa, 1b	10
1968	Randy Bray, ss	*8
1969	Randy Bray, ss	9
	Craig White, of	9
1970	Calvin Weeks, ss	7
1971	Craig White, of	*11
1972	Kenny Bagwell, 2b	9
1973	Craig White, of	*10
1974	Smiley Sanders, of	11
1975	Steve Tucker, of	*11
1976	Steve Tucker, of	*16
1977	Bill Foley, c	*14
	Robert Bonnette, ss	*14
1978	Tony Masone, of	*18
1979	Robert Bonnette, 3b	14
	Tim Teufel, 2b	14
1980	Tim Teufel, 2b	16
1981	Craig Roberson, 3b	*20
1982	Jimmy Key, p/of	*21
1983	Jim McCollom, c	15
1984	Brooks Shumake, of	14
1985	Jim McCollom, 1b	*19
1986	Chuck Baldwin, 1b	*23
1987	Steve Baucom, 3b	21
1988	Jerry Brooks, 3b	21
	Randy Mazey, of	21
1989	Mike Milchin, 1b	19
1990	Brian Kowitz, of	*22
1991	Billy McMillon, of	26
1992	Kevin Northrup, of	23
1993	Billy McMillon, of	*21
1994	Shane Monahan, of	23
1995	Gary Burnham, of	*27
1996	Gary Burnham, of	24
1997	Kurt Bultmann, ss	*31
1998	Jason Harris, 1b	20
1999	Kurt Bultmann, 2b	23
2000	Khalil Greene, 3b	24
2001	Khalil Greene, ss	18
2002	Khalil Greene, ss	*A33
2003	Brad McCann, 3b	21
2004	Brad McCann, 3b	20
2005	Taylor Harbin, 2b	*28
2006	Tyler Colvin, of	*22
2007	Taylor Harbin, ss	19


2008	Ben Paulsen, 1b	18
2009	Ben Paulsen, 1b	18
2010	Mike Freeman, 2b	24
Triples		
Year	Player, Pos.	3B
1939	Frank Horton, 2b	3
1940	Joe Blalock, of	3
	Dude Buchanan, 1b	3
1941	Dude Buchanan, 1b	4
1942	Don Belk, of	3
1943	Leo Fisher, 2b	2
	J.C. Herring, of	2
1944	No Team	
1945	Bull Cagle, of	1
	H.N. Lindsay, c/of	1
	H.H. Tyler, 2b	1
1946	Dewey Quinn, 3b	5
1947	Homer Coker, of	2
	Frank Gillespie, 1b	2
	Dewey Quinn, of	2
1948	Luke Deanhardt, 1b	3
	Gene Moore, c	3
1949	Gene Aughtry, 2b	2
	Tom Castles, of	2
	H.S. Joyce, p	2
	Gene Moore, c	2
1950	Doug Angley, of	4
1951	Dick Hendley, c	3
	Fred Knoebel, of	3
1952	Roy Coker, 2b	1
	Roger Gaines, of	1
	Fred Knoebel, of	1
	Joe Murray, 1b	1
	Billy O'Dell, p	1
1953	Roy Coker, 2b	2
	Wyman Morris, 3b	2
1954	Roy Coker, 2b	4
1955	Bill Barnett, of	3
1956	Bill Barnett, of	3
1957	Carol Brown, of	1
	Butch Coker, c	1
	Doug Hoffman, of	1
	Don Shealy, of/p	1
	Larry Wilson, 1b	1
1958	Bud Spiers, ss	3
1959	Doug Hoffman, of	*5
1960	Ty Cline, of	*5
1961	Elmo Lam, ss	3
1962	Johnny Jones, of	2
	Buddy Nixon, 1b	2
1963	Dave Ellis, 3b	*4
1964	Buddy Nixon, 1b	*4
1965	Rusty Adkins, of	4
	George Sutton, of	4
1966	Rusty Adkins, 2b	*6
1967	Rusty Adkins, 2b	*A7
1968	Don Russell, 3b	*5
	Keith Waters, of	*5
1969	Don Russell, 3b	*8
	Eddie Dixon, 1b	*5
1970	Don Russell, 3b	*5
	Johnny Severs, of	*5
	Craig White, of	*5

1971	Johnny Severs, of	*6
	Dave Van Volkenburg, 1b/p	*6
1972	Dave Van Volkenburg, 1b/p	3
1973	Craig White, of	*3
1974	Lin Hamilton, c	*4
1975	Dave Caldwell, of	*4
1976	Dave Caldwell, of	*8
1977	Neil Simons, of	*6
1978	Tony Masone, of	4
	Billy Weems, of	4
1979	Dave Buffamoyer, c	4
1980	Neil Simons, of	4
	Billy Weems, of	4
1981	Scott Powers, ss	4
1982	Ricky Hester, of	*5
1983	Dave Lemaster, of	4
	Jim McCollom, c	4
1984	Scott Powers, ss	4
1985	Jim McCollom, 1b	4
	Steve Williams, c	4
1986	Steve Baucom, 3b	6
1987	Bill Spiers, ss	*11
1988	Bert Heffernan, c	6
1989	Henry Threadgill, 2b	*6
1990	Brian Kowitz, of	*6
	Jeff Miller, inf	*6
1991	Kevin Northrup, of	*9
1992	Shawn Satterfield, of	*8
1993	Shane Monahan, 1b	7
1994	Shane Monahan, of	9
1995	David Miller, 1b	*10
1996	Jerome Robinson, of	6
1997	Nathan Broome, of	2
	Gary Burnham, of	2
	Brian Holstad, 2b	2
	Henri Stanley, of	2
1998	Jason Harris, 1b	2
	Peter Nystrom, of	2
	Doug Roper, ss	2
	Justin Singleton, 3b	2
1999	Kurt Bultmann, 2b	2
	Henri Stanley, of	2
2000	Ryan Riley, 2b	*7
2001	Jeff Baker, 3b	2
	Chad Coder, of	2
	Casey Stone, of	2
2002	L.J. DeMaino, of	5
2003	Herman Demmink, 2b	1
	Garrick Evans, of	1
	Ryan Hub, of	1
	Brad McCann, 3b	1
	Steve Pyzik, c	1
2004	Tony Sipp, of	4
2005	Taylor Harbin, 2b	4
2006	Tyler Colvin, of	5
2007	Addison Johnson, of	5
2008	Doug Hogan, c	3
2009	Mike Freeman, 2b	5
2010	Brad Miller, ss	4
Home Runs		
Year	Player, Pos.	HR
1939	George Brodie, of	4
1940	Dude Buchanan, 1b	3

1941	Joe Blalock, of	3
	Dude Buchanan, 1b	3
	Pop Locklair, of	3
	Ace Parker, c	3
1942	Don Belk, of	3
1943	Hank Sullivan, c	4
1944	No Team	
1945	Bull Cagle, of	2
1946	Charlie Mimms, 3b/of	2
1947	Lynwood McMakin, 2b	3
	Dewey Quinn, of	3
	Hale Sherard, 3b	3
1948	Frank Gillespie, 3b	5
1949	Frank Gillespie, 3b	9
1950	Ken Culberson, ss	6
	Fred Knoebel, of	6
	Ray Mathews, of	6
1951	Ray Mathews, of	5
1952	Fred Knoebel, of	7
1953	Bill Barnett, of	4
1954	Doug Kingsmore, of	*10
1955	Bill Barnett, of	2
	Charlie Blackston, ss	2
	Jim O'Quinn, of	2
	Dick Swetenburg, 1b	2
1956	Bill Barnett, of	4
1957	Bud Spiers, ss	3
1958	Bud Spiers, ss	4
1959	Doug Hoffman, of	*4
1960	Dave Lynn, c	*8
1961	Dave Lynn, c	*6
1962	Nicky Lomax, of	6
	Buddy Nixon, 1b	6
1963	Johnny Jones, of	6
1964	Ben Marsella, 2b	6
	George Sutton, of	6
1965	Jack McCall, ss	.8
1966	George Sutton, of	*11
1967	Rusty Adkins, 2b	*6
1968	Randy Bray, ss	4
	Don Russell, 3b	4
	Ron Zupa, 1b	4
1969	Craig White, of	*8
1970	Craig White, of	7
1971	Craig White, of	4
1972	Smiley Sanders, of	6
1973	Craig White, of	*8
1974	Smiley Sanders, of	*8
1975	Denny Walling, of	*13
1976	Dave Caldwell, of	*9
	Bill Foley, c	*9
1977	Bill Foley, c	*14
1978	Bill Schroeder, c	10
1979	Tony Masone, of	13
	Neil Simons, of	13
	Tim Teufel, 2b	13
1980	Tim Teufel, 2b	*11
1981	Craig Roberson, 3b	12

1982	Jim McCollom, of/1b	11
1983	Bob Paulling, 1b	10
1984	Jim McCollom, dh	11
1985	Jim McCollom, 1b	21
1986	Chuck Baldwin, 1b	16
	Ray Williams, of	16
1987	Chuck Baldwin, 1b	9
	Steve Baucom, 3b	9
	Mike Milchin, 1b	9
1988	Mike Couture, 1b	17
1989	Mike Couture, c	10
	Jim Crowley, 3b	10
1990	Eric Macrina, dh	18
1991	Eric Macrina, dh	*24
1992	Keith Williams, of	13
1993	Keith Williams, of	19
1994	Mike Hampton, 3b	11
	Shane Monahan, of	11
1995	Matthew LeCroy, c	15
1996	Matthew LeCroy, c	14
1997	Matthew LeCroy, c	24
1998	Matt Padgett, of	14
1999	Patrick Boyd, of	17
2000	Jeff Baker, ss	11
2001	Jeff Baker, 3b	23
2002	Khalil Greene, ss	*27
2003	Michael Johnson, 1b	12
2004	Lou Santangelo, c	18
2005	Kris Harvey, dh	*25
2006	Andy D'Alessio, 1b	*23
2007	Andy D'Alessio, 1b	17
2008	Kyle Parker, of/inf	14
2009	Ben Paulsen, 1b	13
	Jeff Schaus, of	13
2010	Kyle Parker, of	20

RBIs		
Year	Player, Pos.	RBI
1939	George Brodie, of	9
1940	Francis Coakley, of	12
1941	Dude Buchanan, 1b	24
1942	Don Belk, of	18
1943	Frank Gillespie, 1b	16
	Hank Sullivan, c	16
1944	No Team	
1945	Bull Cagle, of	5
1946	Dewey Quinn, 3b	15
1947	Dewey Quinn, of	24
	Jack McCall, ss	25
1948	Jimmy Jones, 1b	19
1949	Frank Gillespie, 3b	33
1950	Ken Culberson, ss	36
1951	Dick Hendley, c	25
1952	Fred Knoebel, of	29
1953	Wyman Morris, 3b	19
1954	Doug Kingsmore, of	27
1955	Jim O'Quinn, c	13
1956	Bill Barnett, of	19



Along with his pitching exploits, Dave Van Volkenburg led Clemson in triples in the 1971 and 1972 seasons.

1957	Don Shealy, of/p	13
1958	Bud Spiers, ss	*34
1959	Larry Bagwell, 3b	*27
1960	Dave Lynn, c	*31
1961	Dave Lynn, c	21
1962	Buddy Nixon, 1b	30
1963	Johnny Jones, of	22
1964	Ben Marsella, 2b	29
1965	Rusty Adkins, of	25
1966	George Sutton, of	*39
1967	Rusty Adkins, 2b	*24
1968	Randy Bray, ss	23
1969	Craig White, of	*40
1970	Craig White, of	28
1971	Craig White, of	28
1972	Smiley Sanders, of	21
1973	Craig White, of	*31
1974	Smiley Sanders, of	*30
1975	Denny Walling, of	*A60
1976	Dave Caldwell, of	*49
1977	Robert Bonnette, ss	*51
	Bill Foley, c	*51
1978	Tony Masone, of	*49
1979	Tony Masone, of	*61
1980	Tim Teufel, 2b	*66
1981	Craig Roberson, 3b	57
1982	Mark Davidson, of	50
1983	Bob Paulling, 1b	55
1984	Jim McCollom, dh	54
1985	Jim McCollom, 1b	76
1986	Chuck Baldwin, 1b	73
1987	Steve Baucom, 3b	69
1988	Jerry Brooks, 3b	80
1989	Jim Crowley, 3b	60
1990	Joe DeBerry, 1b	70
1991	Eric Macrina, dh	84
1992	Keith Williams, of	68
1993	Keith Williams, of	79
1994	Mike Hampton, 3b	70
1995	David Miller, 1b	78
1996	Jason Embler, 1b	57
1997	Matthew LeCroy, c	57
1998	Gary Burnham, of	82
1999	Patrick Boyd, of	59
	Jason Harris, 1b	59
1999	Kurt Bultmann, 2b	72
2000	Jeff Baker, ss	64
	Khalil Greene, 3b	64
2001	Jeff Baker, 3b	75
2002	Khalil Greene, ss	91
2003	Brad McCann, 3b	67
2004	Brad McCann, 3b	65
2005	Kris Harvey, dh	70
2006	Andy D'Alessio, 1b	*85
2007	Taylor Harbin, ss	62
2008	Doug Hogan, c	51
2009	Ben Paulsen, 1b	61
2010	Jeff Schaus, of	*87

Total Bases		
Year	Player, Pos.	TB
1939	Ed Irick, 3b	37
1940	Dude Buchanan, 1b	38
1941	Dude Buchanan, 1b	55
1942	Don Belk, of	38
1943	Homer Coker, of	39
	Hank Sullivan, c	39
1944	No Team	
1945	Bull Cagle, of	21
1946	Dewey Quinn, 3b	50
1947	Dewey Quinn, of	58
1948	Gene Moore, c	48
1949	Frank Gillespie, 3b	66
1950	Doug Angley, of	77
1951	Ray Mathews, of	52
1952	Fred Knoebel, of	59
1953	Wyman Morris, 3b	46
1954	Doug Kingsmore, of	66
1955	Bill Barnett, of	36
1956	Bill Barnett, of	44
1957	Don Shealy, of/p	27
	Bud Spiers, ss	27
1958	Bud Spiers, ss	65
1959	Ty Cline, of/p	60
1960	Dave Lynn, c	63
1961	Dave Lynn, c	46
1962	Johnny Jones, of	60
1963	Johnny Jones, of	57
1964	Ben Marsella, 2b	62
1965	Rusty Adkins, of	83



Jack McCall (right) led the 1965 squad in slugging percentage, then Rusty Adkins (left) led the 1967 team in the same category.


1966	Rusty Adkins, 2b	67
	George Sutton, of	67
1967	Rusty Adkins, 2b	89
1968	Randy Bray, ss	68
1969	Don Russell, 3b	90
	Craig White, of	90
1970	Craig White, of	77
1971	Craig White, of	74
1972	Richard Haynes, 2b	55
1973	Craig White, of	84
1974	Smiley Sanders, of	78
1975	Denny Walling, of	113
1976	Dave Caldwell, of	119
1977	Bill Foley, c	124
1978	Tony Masone, of	111
1979	Tony Masone, of	129
1980	Billy Weems, of	117
1981	Craig Roberson, 3b	126
1982	Mark Davidson, of	119
1983	Bob Paulling, 1b	121
1984	Jim McCollom, dh	121
1985	Jim McCollom, 1b	*188
1986	Chuck Baldwin, 1b	180
1987	Steve Baucom, 3b	143
1988	Jerry Brooks, 3b	179
1989	Henry Threadgill, 2b	135
1990	Brian Kowitz, of	145
1991	Eric Macrina, dh	*179
1992	Kevin Northrup, of	149
1993	Keith Williams, of	176
1994	Shane Monahan, of	211
1995	Shane Monahan, of	*174
1996	Matthew LeCroy, c	137
1997	Gary Burnham, of	176
1998	Matt Padgett, of	146
1999	Patrick Boyd, of	171
2000	Khalil Greene, 3b	143
2001	Jeff Baker, 3b	172
2002	Khalil Greene, ss	*A250
2003	Brad McCann, 3b	137
2004	Brad McCann, 3b	164
2005	Kris Harvey, dh	171
2006	Tyler Colvin, of	171
2007	Doug Hogan, c	142
2008	Ben Paulsen, 1b	129
2009	Ben Paulsen, 1b	160
2010	Kyle Parker, of	162

Slugging Percentage		
Year	Player, Pos.	Slg %
1939	George Brodie, of	.615
1940	Dude Buchanan, 1b	.691
1941	Dude Buchanan, 1b	.809
1942	Don Belk, of	.594
1943	Homer Coker, of	.750
1944	No Team	
1945	Bull Cagle, of	.429

1970	Craig White, of	.538
1971	Craig White, of	.574
1972	Richard Haynes, 2b	.505
1973	Craig White, of	.641
1974	Steve Tucker, of	.541
1975	Denny Walling, of	.807
1976	Dave Caldwell, of	.607
1977	Bill Foley, c	.611
1978	Tony Masone, of	.597
1979	Tim Teufel, 2b	.650
1980	Tim Teufel, 2b	.690
1981	Craig Roberson, 3b	.581
1982	Dave Lemaster, c/of	.582
1983	Jim McCollom, c	.611
1984	Jim McCollom, dh	.596
1985	Jim McCollom, 1b	.749
1986	Chuck Baldwin, 1b	.623
1987	Chuck Baldwin, 1b	.565
1988	Mike Couture, of	.647
1989	Jim Crowley, 3b	.509
1990	Eric Macrina, dh	.693
1991	Billy McMillon, of	.708
1992	Billy McMillon, 1b	.602
1993	Keith Williams, of	.690
1994	Shane Monahan, of	.639
1995	Shane Monahan, of	.637
1996	Jason Embler, 1b	.563
1997	Matthew LeCroy, c	.722
1998	Matt Padgett, of	.624
1999	Patrick Boyd, of	.695
2000	Khalil Greene, 3b	.532
2001	Jeff Baker, 3b	.738
2002	Khalil Greene, ss	*.877
2003	Michael Johnson, 1b	.576
2004	Brad McCann, 3b	.648
2005	Kris Harvey, dh	.687
2006	Andy D'Alessio, 1b	.648
2007	Andy D'Alessio, 1b	.634
2008	Ben Paulsen, 1b	.571
2009	Ben Paulsen, 1b	.618
2010	Kyle Parker, of	.656

Walks		
Year	Player, Pos.	BB
1942	Winston Holliday, p	12
1943	Unavailable	
1944	No Team	
1945	H.H. Tyler, 2b	14
1946	June Pruitt, 1b	27
1947	Lynwood McMakin, 2b	30
1948	Leo Fisher, 2b	14
1949	Unavailable	
1950	Unavailable	
1951	Roby Crouch, 1b	20
1952	Joe Murray, 1b	17
1953	Doug Kingsmore, of	10
1954	Dick Swetenburg, 1b	22


1955	Jim O'Quinn, c	9
1956	Unavailable	
1957	Doug Hoffman, of	17
1958	Bailey Hendley, of/p	24
1959	Doug Hoffman, of	33
1960	Bailey Hendley, of/p	18
1961	Dave Lynn, c	22
1962	Johnny Jones, of	21
1963	Johnny Jones, of	19
1964	Jack McCall, ss	20
1965	George Sutton, of	22
1966	Jack McCall, ss	27
1967	Rusty Adkins, 2b	27
1968	Don Russell, 3b	30
1969	Don Russell, 3b	42
1970	Don Russell, 3b	35
1971	Johnny Severs, of	44
1972	Dave Van Volkenburg, 1b/p	27
1973	Smiley Sanders, of	23
1974	Lin Hamilton, c	32
1975	Kurt Seibert, ss	39
1976	Kurt Seibert, ss	50
1977	Steve Nilsson, 1b	45
1978	Steve Nilsson, 1b	47
1979	Neil Simons, of	49
1980	Neil Simons, of	51
1981	Glenn Gallagher, of	34
1982	Craig Roberson, 3b	48
1983	Frank Russ, 2b	36
1984	Brooks Shumake, of	42
1985	Bert Heffernan, c	45
1986	Bert Heffernan, c	55
1987	Bert Heffernan, c	45
1988	Bert Heffernan, c	*62
1989	Mike Couture, c	55
1990	Brian Kowitz, of	44
1991	Todd Stefan, ss	45
1992	Kevin Northrup, of	51
1993	Billy McMillon, of	47
1994	Mike Hampton, 3b	47
1995	Gary Burnham, of	46
1996	Gary Burnham, of	61
1997	Matthew LeCroy, c	53
1998	Patrick Boyd, of	44
1999	Jason Harris, 1b	64
	Henri Stanley, of	64
2000	Patrick Boyd, of	44
2001	Michael Johnson, 1b	43
2002	Michael Johnson, 1b	50
2003	Michael Johnson, 1b	*63
2004	Brad McCann, 3b	36
2005	Brad Chalk, of	34
2006	Brad Chalk, of	41
2007	Andy D'Alessio, 1b	33
2008	Jeff Schaus, of	33
2009	Brad Miller, ss	53
2010	Kyle Parker, of	56



Khalil Greene set a school record when he had an .877 slugging percentage in 2002.

Stolen Bases

Year	Player, Pos.	SB
1939	Teddy Boselli, ss	4
1940	Ace Parker, c	4
1941	Joe Blalock, of	7
1942	Joe Blalock, of	10
1943	Homer Coker, c	8
	Hank Sullivan, c	8
1944	No Team	
1945	H.H.Tyler, 2b	6
1946	J.M. Looper, of	4
	Sanford Quinn, of	4
1947	Lynwood McMakin, 2b	6
	Dan Stroud, of	6
1948	J.R. Brown, of	10
	Ray Mathews, of	10
1949	Frank Gillespie, 3b	5
1950	Fred Knoebel, of	26
1951	Roby Crouch, 1b	14
1952	Billy O'Dell, p	3
1953	Bill Barnett, of	6
1954	Wyman Morris, 3b	10
1955	Bill Barnett, of	2
	Charlie Blackston, ss	2
	Jim Coleman, of	2
1956	Bill Barnett, of	4
1957	Doug Hoffman, of	2
	Don Shealy, of/p	2
1958	Larry Bagwell, 3b	4
	Doug Hoffman, of	4
1959	Doug Hoffman, of	11
1960	Ty Cline, of	12
1961	Harry Pavlack, 3b	3
1962	Dave Ellis, 3b	9
1963	Dave Ellis, 3b	9
1964	Jack McCall, ss	3
1965	Rusty Adkins, of	12
1966	Rusty Adkins, 2b	9
1967	Rusty Adkins, 2b	*17
1968	Keith Waters, of	12
1969	Johnny Severs, of	10
1970	Don Russell, 3b	9
	Johnny Severs, of	9
1971	Johnny Severs, of	17
1972	Charlie Ing, of	7
1973	John Adeimy, ss	3
	Richard Haynes, 2b	3
	Craig White, of	3
1974	Lin Hamilton, c	4
	Charlie Ing, of	4
	Mike Mahoney, of	4
	Kurt Seibert, ss	4
1975	Billy Wingo, 2b	*22
1976	Kurt Seibert, ss	*13
1977	Steve Nilsson, 1b	*15
1978	Billy Weems, of	*26
1979	Dave Buffmoyer, c	21
1980	Billy Weems, of	*30
1981	Mike Mahoney, of	12
1982	Brooks Shumake, of/3b	21
1983	Brooks Shumake, ss	30
1984	Brooks Shumake, of	20
1985	Ray Williams, of	16
1986	Bill Spiers, ss	35
1987	Ray Williams, of	24
1988	Randy Mazey, of	34
1989	Henry Threadgill, 2b	*47
1990	Brian Kowitz, of	*34
1991	Kevin Northrup, of	21
1992	Kevin Northrup, of	*47
1993	Shane Monahan, 1b	17
1994	Mike Hampton, 3b	*39
1995	David Miller, 1b	27
1996	Doug Livingston, 2b	24
1997	Brian Holstad, 2b	11
1998	Brian Holstad, 3b	15
	Doug Roper, ss	15
1999	Henri Stanley, of	27
2000	Casey Stone, of	25
2001	Casey Stone, of	25
2002	Jeff Baker, 3b	17
	Khalil Greene, ss	17
2003	Garrick Evans, of	8
2004	Tony Sipp, of	20
2005	Tyler Colvin, of	12
2006	Tyler Colvin, of	23
2007	Taylor Harbin, ss	14
2008	Stan Widmann, ss	14
2009	Brad Miller, ss	16
2010	John Hinson, 3b	25



Rusty Gerhardt led the Tigers in wins in three consecutive years (1970-72).

Pitching

Year	Player (Throws)	ERA
1953	Billy O'Dell (L)	1.36
1954	Billy O'Dell (L)	0.79
1955	Unavailable	
1956	Johnny Drake (R)	2.56
1957	Harold Stowe (L)	3.58
1958	Harold Stowe (L)	2.34
1959	Harold Stowe (L)	1.57
1960	Jimmy Roller (R)	2.76
1961	Gene Harbeson (R)	3.31
1962	Tommy Lyon (L)	3.62
1963	Greg Casey (R)	2.66
1964	Bob Lowell (R)	2.41
1965	Tommy Chapman (L)	1.80
1966	Charlie Watson (R)	3.43
1967	Bill Parmer (R)	1.14
1968	John Curtis (L)	1.80
1969	Jay Bevis (R)	*1.59
1970	Jay Bevis (R)	1.12
1971	Rusty Gerhardt (L)	2.17
1972	Rusty Gerhardt (L)	2.22
1973	Steve Cline (R)	2.12
1974	Steve Cline (R)	1.84
1975	Randy Quintrell (L)	1.50
1976	Ron Musselman (R)	2.11
1977	Brian Snyder (L)	*1.19
1978	Tommy Qualters (L)	*0.79
1979	Mike Sullivan (R)	*1.98
1980	Bill Duke (R)	*2.24
1981	Jeff Gilbert (R)	3.25
1982	Jimmy Key (L)	2.79
1983	Jeff Gilbert (R)	2.25
1984	Scott Parrish (R)	2.20
1985	George Stone (R)	3.89
1986	Oliver Whitaker (L)	3.12
1987	Alan Botkin (L)	2.54
1988	Jerome Santivaschi (R)	1.98
1989	Jerome Santivaschi (R)	1.36
1990	Tim Parker (R)	2.97
1991	Jason Angel (R)	*2.33
1992	Mike Holtz (L)	1.26
1993	Scott Winchester (R)	2.61
1994	Mike Holtz (L)	1.66
1995	Scott Winchester (R)	0.59
1996	Kris Benson (R)	*2.02
1997	Ryan Mottl (R)	4.73
1998	Scott Clackum (R)	1.11
1999	Chris Heck (L)	2.23
2000	Nick Glaser (R)	2.45
2001	Steve Reba (R)	2.58
2002	Matt Henrie (R)	3.12
2003	Jason Berken (R)	3.19
2004	Jason Berken (R)	2.53
2005	Stephen Faris (R)	2.60
2006	Stephen Faris (R)	2.36
2007	Stephen Clyne (R)	2.58

2008	Matt Vaughn (R)	3.15
2009	Tomas Cruz (R)	3.33
2010	Alex Frederick (R)	3.75


Year	Player (Throws)	W
1952	Billy O'Dell (L)	5
1953	Billy O'Dell (L)	6
1954	Billy O'Dell (L)	*8
1955	Leonard Humphries (R)	3
1956	Johnny Drake (R)	4
1957	Harold Stowe (L)	3
1958	Harold Stowe (L)	*A14
1959	Harold Stowe (L)	7
1960	Jimmy Roller (R)	5
1961	Damon Vincent (R)	5
1962	Tommy Lyon (L)	*7
1963	Greg Casey (R)	4
1964	Tommy Chapman (L)	6
1965	Bill Parmer (R)	5
	Charlie Watson (R)	5
1966	Charlie Watson (R)	6
1967	Bill Parmer (R)	*9
1968	Nelson Gibson (R)	7
1969	Dave Van Volkenburg (L)	9
1970	Rusty Gerhardt (L)	*9
1971	Rusty Gerhardt (L)	*11
1972	Rusty Gerhardt (L)	7

1973	Steve Cline (R)	*7
1974	Steve Cline (R)	*9
1975	Chuck Porter (R)	*8
1976	Chuck Porter (R)	*12
1977	Ron Musselman (R)	*12
1978	Mike Brown (R)	9
1979	Mike Sullivan (R)	*10
1980	Mike Brown (R)	9
1981	Jeff Gilbert (R)	8
	Scott Parrish (R)	8
1982	Jeff Gilbert (R)	*9
	Jimmy Key (L)	*9
1983	Scott Parrish (R)	6
	Tim Rice (L)	6
1984	Scott Parrish (R)	7
	John Pawlowski (R)	7
	George Stone (R)	7
1985	John Pawlowski (R)	9
	George Stone (R)	9
1986	Bill Steele (R)	9
1987	Brian Barnes (L)	*12
1988	Brian Barnes (L)	*13
1989	Brian Barnes (L)	*16
1990	Dave Tripp (R)	8
1991	Jason Angel (R)	*14
1992	Scott Miller (R)	11
1993	Chad Phillips (L)	12
1994	Andy Taulbee (R)	12
1995	Jason Dawsey (L)	11
1996	Kris Benson (R)	14
1997	Ryan Mottl (R)	10
1998	Ryan Mottl (R)	9
1999	Matt Additon (R)	6
	Thomas Boozer (L)	6
	Chris Heck (L)	6
	Mike Paradis (R)	6
2000	Ryan Mottl (R)	10
2001	Steve Reba (R)	12
2002	Matt Henrie (R)	13
	Steve Reba (R)	13
2003	Tyler Lumsden (L)	8
2004	Kris Harvey (R)	6
2005	Josh Cribb (R)	8
	Robert Rohrbaugh (L)	8
2006	Jason Berken (R)	9
	Josh Cribb (R)	9
	Stephen Faris (R)	9
2007	Alan Farina (R)	6
	Ryan Hinson (L)	6
	David Kopp (R)	6
2008	D.J. Mitchell (R)	6
	Graham Stoneburner (R)	6
2009	Casey Harman (L)	7
	Graham Stoneburner (R)	7
2010	Scott Weismann (R)	9

Appearances


Year	Player (Throws)	App.
1952	Billy O'Dell (L)	10

1953	Billy O'Dell (L)	11
1954	Billy O'Dell (L)	14
1955	Leonard Humphries (R)	7
1956	Leonard Humphries (R)	9
1957	Harold Stowe (L)	9
1958	Harold Stowe (L)	*A21
1959	Harold Stowe (L)	19
1960	Jimmy Roller (R)	14
1961	Gene Harbeson (R)	12
1962	Tommy Lyon (L)	13
1963	Tommy Lyon (L)	14
1964	Tommy Chapman (L)	12
1965	Charlie Watson (R)	14
1966	Charlie Watson (R)	15
1967	Pete Myers (R)	16
1968	Tom Hudgins (R)	13
1969	Jay Bevis (R)	16
1970	Jay Bevis (R)	20
1971	Jay Bevis (R)	16
	Rusty Gerhardt (L)	16
1972	Jay Bevis (R)	17
1973	Jimmy Baker (R)	18
1974	Larry Meekins (R)	18
1975	Larry Meekins (R)	14
	Chuck Porter (R)	14
1976	Chuck Porter (R)	15
	Randy Quintrell (L)	15
1977	Ron Musselman (R)	17
1978	Dave Woessner (R)	20
1979	Mike Sullivan (R)	17
1980	Billy Trapp (R)	28
1981	Jimmy Key (L)	18
1982	Lee Wiles (R)	22
1983	Lynn Martin (R)	24
1984	John Pawlowski (R)	22
1985	John Burnett (L)	*22
1986	Mike Huggins (R)	22
1987	Phillip Lowery (R)	23
1988	Brian Barnes (L)	22
	Mike Milchin (R)	22
	Jerome Santivaschi (R)	22
1989	Jerome Santivaschi (R)	27
1990	Ron Frazier (R)	24
1991	Eric Bradford (R)	25
1992	Aaron Jersild (L)	32
1993	Andy Taulbee (R)	30
1994	Scott Winchester (R)	28
1995	Scott Winchester (R)	33
1996	David Shepard (R)	27
1997	Matt Additon (R)	24
	Scott Clackum (R)	24
1998	Scott Clackum (R)	23
1999	Matt Additon (R)	26
2000	Nick Glaser (R)	33
2001	Josh Cram (R)	28
2002	Tyler Lumsden (L)	27
2003	Robert Rohrbaugh (L)	26
2004	Patrick Hogan (R)	24
2005	Jeff Hahn (R)	25



Ryan Mottl led the Tigers in wins three times (1997,98,00).

Tommy Chapman (left), who was one of three captains on the 1965 team, made a team-high 11 starts in 1965.



2006	Daniel Moskos (L)	33
2007	Stephen Clyne (R)	31
2008	Matt Vaughn (R)	30
2009	Ryan Hinson (L)	28
2010	Alex Frederick (R)	33

Starts

Year	Player (Throws)	Starts
1952	Billy O'Dell (L)	7
1953	Billy O'Dell (L)	8
1954	Billy O'Dell (L)	11
1955	Leonard Humphries (R)	6
1956	Leonard Humphries (R)	7
1957	Harold Stowe (L)	7
1958	Harold Stowe (L)	15
1959	Harold Stowe (L)	9
1960	Dave Sprouse (R)	7
1961	Damon Vincent (R)	10
1962	Tommy Lyon (L)	9
	Dave Olson (R)	9
1963	Damon Vincent (R)	6
1964	Tommy Chapman (L)	11
1965	Tommy Chapman (L)	11
1966	Bill Parmer (R)	9
1967	Bill Parmer (R)	10
1968	Tom Hudgins (R)	10
1969	Rusty Gerhardt (L)	15
1970	Rusty Gerhardt (L)	14
1971	Rusty Gerhardt (L)	14
1972	Rusty Gerhardt (L)	12
1973	Steve Cline (R)	9
1974	Steve Cline (R)	13
1975	Chuck Porter (R)	13
1976	Ron Musselman (R)	14
	Chuck Porter (R)	14
1977	Ron Musselman (R)	15
1978	Mike Sullivan (R)	13
1979	Brian Snyder (L)	14
1980	Mike Brown (R)	15
	Jimmy Key (L)	15
1981	Jimmy Key (L)	15
1982	Jimmy Key (L)	16
1983	Scott Parrish (R)	12
1984	George Stone (R)	11
1985	John Pawlowski (R)	17
	George Stone (R)	17
1986	Bill Steele (R)	16
1987	Brian Barnes (L)	17
1988	Brian Barnes (L)	*19
1989	Brian Barnes (L)	19
1990	Tim Parker (R)	17
1991	Jason Angel (R)	16
1992	Jason Angel (R)	17
1993	Chad Phillips (L)	15
	Jeff Sauve (R)	15
1994	Andy Taulbee (R)	18
1995	Jason Dawsey (L)	19
1996	Kris Benson (R)	19
1997	Ryan Mottl (R)	16
1998	Ryan Mottl (R)	16

1999	Ryan Mottl (R)	17
2000	Ryan Mottl (R)	19
2001	Steve Reba (R)	17
2002	Steve Reba (R)	19
2003	Tyler Lumsden (L)	16
2004	Kris Harvey (R)	14
	Tyler Lumsden (L)	14
2005	Robert Rohrbaugh (L)	16
2006	Jason Berken (R)	18
	Stephen Faris (R)	18
2007	David Kopp (R)	*18
2008	D.J. Mitchell (R)	14
	Graham Stoneburner (R)	14
2009	Chris Dwyer (L)	*17
2010	Casey Harman	*19

Relief Appearances

Year	Player (Throws)	RA
1952	Gerald Dempsey (R)	3
	Charlie Hall (R)	3
	Robby Saylor (L)	3
1953	Bubba Free (R)	4
1954	Mickey Cone (L)	3
	Billy O'Dell (L)	3
1955	Bill Toth (R)	5
1956	Bill Toth (R)	7
1957	Frank Elrod (L)	4
1958	Ed Lakey (R)	8
1959	Harold Stowe (L)	10
1960	Jimmy Roller (R)	9
1961	Jimmy Roller (R)	8
1962	Bill Burnette (R)	9
1963	Tommy Lyon (L)	10
1964	Bob Lowell (R)	9

1965	Charlie Watson (R)	11
1966	Bill James (R)	9
1967	Pete Myers (R)	11
1968	Alan Demarest (R)	9
1969	Jay Bevis (R)	15
1970	Jay Bevis (R)	20
1971	Jay Bevis (R)	16
1972	Jay Bevis (R)	16
1973	Jimmy Baker (R)	17
1974	Larry Meekins (R)	18
1975	Tommy Qualters (R)	13
1976	Houston Matthews (R)	9
1977	Dave Woessner (R)	14
1978	Dave Woessner (R)	19
1979	Billy Trapp (R)	12
	Dave Woessner (R)	12
1980	Billy Trapp (R)	28
1981	Glenn Martin (R)	15
1982	Lee Wiles (R)	22
1983	Lynn Martin (R)	24
1984	John Pawlowski (R)	18
1985	John Burnett (L)	*22
1986	Mike Huggins (R)	22
1987	Phillip Lowery (R)	21
1988	Mike Milchin (L)	22
	Jerome Santivasci (R)	22
1989	Jerome Santivasci (R)	27
1990	Eric Bradford (R)	17
1991	Eric Bradford (R)	25
1992	Aaron Jersild (L)	32
1993	Scott Winchester (R)	26
1994	Scott Winchester (R)	28
1995	Scott Winchester (R)	33
1996	David Shepard (R)	27



1997	Matt Additon (R)	24
	Scott Clackum (R)	24
1998	Scott Clackum (R)	23
1999	Matt Additon (R)	21
2000	Nick Glaser (R)	33
2001	Josh Cram (R)	28
2002	Thomas Boozer (L)	26
2003	Robert Rohrbaugh (L)	25
2004	Patrick Hogan (R)	24
2005	Jeff Hahn (R)	23
2006	Daniel Moskos (L)	33
2007	Stephen Clyne (R)	31
2008	Matt Vaughn (R)	29
2009	Ryan Hinson (L)	26
2010	Casey Harman (L)	32

Complete Games

Year	Player (Throws)	CG
1952	Billy O'Dell (L)	4
1953	Billy O'Dell (L)	6
1954	Billy O'Dell (L)	9
1955	George Compton (R)	3
1956	Johnny Drake (R)	3
1957	Harold Stowe (L)	4
1958	Harold Stowe (L)	8
1959	Harold Stowe (L)	4
1960	Bailey Hendley (R)	2
	Jimmy Roller (R)	2
1961	Gene Harbeson (R)	4
	Damon Vincent (R)	4
1962	Tommy Lyon (L)	5
1963	Greg Casey (R)	2
	Tommy Chapman (L)	2
1964	Tommy Chapman (L)	6
1965	Tommy Chapman (L)	5
1966	Charlie Watson (R)	3
1967	Laval Johnson (L)	2
	Pete Myers (R)	2
	Bill Parmer (R)	2
	Charlie Watson (R)	2
1968	Bill James (R)	4
1969	Dave Van Volkenburg (L)	7
1970	Rusty Gerhardt (L)	*8
1971	Rusty Gerhardt (L)	*6
1972	Rusty Gerhardt (L)	6
1973	Steve Cline (R)	3
	Lindsay Graham (R)	3
1974	Steve Cline (R)	*7
1975	Randy Quintrell (L)	5
1976	Chuck Porter (R)	*11
1977	Ron Musselman (R)	*8
1978	Mike Brown (R)	6
1979	Mike Sullivan (R)	5
1980	Mike Brown (R)	5
1981	Jeff Gilbert (R)	7
1982	Jimmy Key (L)	*7
1983	Jeff Gilbert (R)	2
1984	Scott Parrish (R)	5
1985	George Stone (R)	8
1986	Bill Steele (R)	2
1987	Brian Barnes (L)	5
	Alan Botkin (L)	5
1988	Brian Barnes (L)	6
1989	Brian Barnes (L)	*9


Shutouts

Year	Player (Throws)	SHO
1947	Joe Hazle (R)	1
1948	Nig Griffith (R)	1
1949	Bob Gaddis (R)	1
1950	Bill Ford (R)	1
	Bob Hughes (L)	1
1951	No Individual Shutouts	
1952	No Individual Shutouts	
1953	Billy O'Dell (L)	2
1954	Billy O'Dell (L)	3
1955	No Individual Shutouts	
1956	No Individual Shutouts	
1957	Don Shealy (R)	1
1958	No Individual Shutouts	
1959	Bailey Hendley (R)	1
	Harold Stowe (L)	1
1960	Jimmy Roller (R)	1
1961	No Individual Shutouts	
1962	Damon Vincent (R)	1
1963	No Individual Shutouts	
1964	Greg Casey (R)	1
1965	Tommy Chapman (L)	2
1966	Charles Watson (R)	1
1967	Laval Johnson (L)	1
	Pete Myers (R)	1
	Bill Parmer (R)	1
1968	John Curtis (L)	1
	Alan Demarest (R)	1
	Nelson Gibson (R)	1
	Tom Hudgins (R)	1
	Bill James (R)	1
1969	Rusty Gerhardt (L)	1
	Tom Hudgins (R)	1
1970	Rusty Gerhardt (L)	1
	Dave Van Volkenburg (L)	1
1971	Dave Van Volkenburg (L)	2
1972	Lindsay Graham (R)	*3
1973	Lindsay Graham (R)	2
1974	Ty Cline (L)	2
1975	Randy Quintrell (L)	2
1976	Ron Musselman (R)	*4
1977	Tommy Qualters (R)	*3
1978	Mike Brown (R)	*2
	Mike Sullivan (R)	*2
1979	Mike Sullivan (R)	*2
1980	Mike Brown (R)	*2
	Bill Duke (R)	*2
1981	Jeff Gilbert (R)	1
	Jimmy Key (L)	1
	Scott Parrish (R)	1
1982	Jeff Gilbert (R)	2
1983	Scott Parrish (R)	*1
1984	Scott Parrish (R)	*2
1985	John Pawlowski (R)	2
1986	No Individual Shutouts	
1987	Alan Botkin (L)	2
	Oliver Whitaker (L)	2
1988	Alan Botkin (L)	1
	David Tripp (R)	1
1989	Brian Barnes (L)	1

Jason Dawsey led the Tigers in complete games three times (1993-95).



Josh Cribb's two shutouts led the 2005 team.



Jason Angel led Clemson in innings pitched in both 1991 and 1992.

Ron Frazier (R)	1
1990 Tim Parker (R)	3
1991 Jason Angel (R)	*2
Scott Miller (R)	*2
1992 No Individual Shutouts	
1993 No Individual Shutouts	
1994 No Individual Shutouts	
1995 Jason Dawsey (L)	2
1996 Kris Benson (R)	*4
1997 No Individual Shutouts	
1998 No Individual Shutouts	
1999 No Individual Shutouts	
2000 Ryan Mottl (R)	1
2001 Steve Reba (R)	1
2002 No Individual Shutouts	
2003 Tyler Lumsden (L)	1
2004 No Individual Shutouts	
2005 Josh Cribb (R)	*2
2006 No Individual Shutouts	
2007 No Individual Shutouts	
2008 Graham Stoneburner (R)	*1
2009 No Individual Shutouts	
2010 No Individual Shutouts	

Saves		
Year	Player (Throws)	Svs
1969	Jay Bevis (R)	6
1970	Jay Bevis (R)	5
1971	Jay Bevis (R)	4
1972	Jay Bevis (R)	5
1973	Jimmy Baker (R)	3
	Lindsay Graham (R)	3
1974	Larry Meekins (R)	3
1975	Tommy Qualters (R)	6
1976	Houston Matthews (R)	4
1977	Dave Woessner (R)	5
1978	Dave Woessner (R)	6
1979	Len Bradley (R)	5
1980	Len Bradley (R)	7
1981	Lynn Martin (R)	2
	Tim Rice (L)	2
1982	Roger Hackett (L)	2
	David Hess (R)	2
	Lee Wiles (R)	2
1983	Lynn Martin (R)	4
1984	John Pawlowski (R)	4
1985	John Burnett (L)	*4
1986	Chuck Baldwin (R)	5
1987	Doug Marchal (R)	5
1988	Mike Milchin (L)	8
1989	Jerome Santivasci (R)	6
1990	Ron Frazier (R)	4
1991	Eric Bradford (R)	2
	Mike Holtz (L)	2
	Scott Miller (R)	2
	Chad Phillips (L)	2
1992	Aaron Jersild (L)	7
1993	Scott Winchester (R)	10
1994	Scott Winchester (R)	10
1995	Scott Winchester (R)	*14

1996	David Shepard (R)	5
1997	Matt Additon (R)	5
1998	Scott Clackum (R)	*9
1999	Chris Heck (L)	5
2000	Nick Glaser (R)	*15
2001	Josh Cram (R)	6
2002	Paul Harrelson (R)	8
2003	Paul Harrelson (R)	6
2004	Patrick Hogan (R)	*10
2005	Jeff Hahn (R)	3
2006	Daniel Moskos (L)	10
2007	Daniel Moskos (L)	6
2008	Matt Vaughn (R)	11
2009	Tomas Cruz (R)	4
	Matt Vaughn (R)	4
2010	Alex Frederick (R)	4


Innings Pitched		
Year	Player (Throws)	IP
1952	Billy O'Dell (L)	56.0
1953	Billy O'Dell (L)	72.1
1954	Billy O'Dell (L)	91.1
1955	Leonard Humphries (R)	42.0
1956	Johnny Drake (R)	45.2
1957	Harold Stowe (L)	55.1
1958	Harold Stowe (L)	*^126.2
1959	Harold Stowe (L)	97.1
1960	Jimmy Roller (R)	71.2
1961	Damon Vincent (R)	61.1
1962	Tommy Lyon (L)	82.0
1963	Damon Vincent (R)	44.1
1964	Tommy Chapman (L)	89.1
1965	Tommy Chapman (L)	85.0
1966	Charlie Watson (R)	65.2
1967	Bill Parmer (R)	71.0
1968	Nelson Gibson (R)	62.0
1969	Dave Van Volkenburg (L)	92.1

1970	Rusty Gerhardt (L)	*100.1
1971	Rusty Gerhardt (L)	*108.0
1972	Rusty Gerhardt (L)	*85.0
1973	Lindsay Graham (R)	60.2
1974	Steve Cline (R)	*102.2
1975	Chuck Porter (R)	*81.1
1976	Chuck Porter (R)	*119.0
1977	Ron Musselman (R)	*117.1
1978	Mike Brown (R)	83.1
1979	Mike Sullivan (R)	*91.0
1980	Jimmy Key (L)	*111.1
1981	Jeff Gilbert (R)	102.1
1982	Jimmy Key (L)	*116.0
1983	Scott Parrish (R)	62.2
1984	George Stone (R)	80.2
1985	George Stone (R)	127.1
1986	Bill Steele (R)	109.1
1987	Brian Barnes (L)	120.2
1988	Brian Barnes (L)	*137.2
1989	Brian Barnes (L)	*146.0
1990	Tim Parker (R)	97.0
1991	Jason Angel (R)	108.0
1992	Jason Angel (R)	105.1
1993	Andy Taulbee (R)	97.1
1994	Andy Taulbee (R)	114.2
1995	Jason Dawsey (L)	129.1
1996	Kris Benson (R)	*156.0
1997	Ryan Mottl (R)	106.2
1998	Ryan Mottl (R)	101.0
1999	Ryan Mottl (R)	99.2
2000	Ryan Mottl (R)	107.0
2001	Steve Reba (R)	108.0
2002	Matt Henrie (R)	112.2
	Steve Reba (R)	112.2
2003	Tyler Lumsden (L)	86.0
2004	Tyler Lumsden (L)	81.1
2005	Josh Cribb (R)	109.1
2006	Stephen Faris (R)	103.0
2007	David Kopp (R)	99.2
2008	D.J. Mitchell (R)	98.2
2009	Casey Harman (L)	86.2
2010	Casey Harman (L)	*121.0

Batters Faced		
Year	Player (Throws)	BF
1960	Jimmy Roller (R)	289
1961	Damon Vincent (R)	286
1962	Tommy Lyon (L)	346
1963	Tommy Lyon (L)	198
1964	Tommy Chapman (L)	394
1965	Tommy Chapman (L)	364
1966	Charlie Watson (R)	276
1967	Bill Parmer (R)	290
1968	Nelson Gibson (R)	257
1969	Dave Van Volkenburg (L)	407
1970	Rusty Gerhardt (L)	410
1971	Rusty Gerhardt (L)	424
1972	Lindsay Graham (R)	276
1973	Steve Cline (R)	257
1974	Steve Cline (R)	417
1975	Chuck Porter (R)	361
1976	Chuck Porter (R)	474
1977	Ron Musselman (R)	483
1978	Brian Snyder (L)	370
1979	Brian Snyder (L)	397
1980	Jimmy Key (L)	454
1981	Jeff Gilbert (R)	429

1982	Jimmy Key (L)	485
1983	Scott Parrish (R)	273
1984	George Stone (R)	327
1985	George Stone (R)	569
1986	Bill Steele (R)	481
1987	Brian Barnes (L)	523
1988	Brian Barnes (L)	598
1989	Brian Barnes (L)	*602
1990	Tim Parker (R)	417
1991	Jason Angel (R)	443
1992	Jason Angel (R)	454
1993	Andy Taulbee (R)	419
1994	Andy Taulbee (R)	489
1995	Jason Dawsey (L)	529
1996	Kris Benson (R)	*606
1997	Ryan Mottl (R)	479
1998	Ryan Mottl (R)	441
1999	Ryan Mottl (R)	480
2000	Ryan Mottl (R)	451
2001	Steve Reba (R)	434
2002	Steve Reba (R)	437
2003	Tyler Lumsden (L)	373
2004	Tyler Lumsden (L)	358
2005	Josh Cribb (R)	469
2006	Stephen Faris (R)	408
2007	David Kopp (R)	429
2008	D.J. Mitchell (R)	428
2009	Chris Dwyer (L)	375
	Casey Harman (L)	375
2010	Casey Harman (L)	*518

Strikeouts		
Year	Player (Throws)	K
1952	Billy O'Dell (L)	81
1953	Billy O'Dell (L)	108
1954	Billy O'Dell (L)	*111
1955	Leonard Humphries (R)	39



Daniel Moskos led the 2007 team in saves and strikeouts.

1956	Johnny Drake (R)	49
1957	Harold Stowe (L)	36
1958	Harold Stowe (L)	*126
1959	Harold Stowe (L)	*117
1960	Bailey Hendley (R)	39
1961	Damon Vincent (R)	62
1962	Tommy Lyon (L)	52
1963	Damon Vincent (R)	48
1964	Tommy Chapman (L)	*83
1965	Tommy Chapman (L)	100
1966	Charlie Watson (R)	72
1967	Charlie Watson (R)	71
1968	Bill James (R)	45
1969	Rusty Gerhardt (L)	*99
1970	Rusty Gerhardt (L)	*111
1971	Rusty Gerhardt (L)	*111
1972	Rusty Gerhardt (L)	61
1973	Steve Cline (R)	68
1974	Steve Cline (R)	*69
1975	Chuck Porter (R)	67
1976	Ron Musselman (R)	78
1977	Ron Musselman (R)	*107
1978	Mike Sullivan (R)	63
1979	Mike Sullivan (R)	79
1980	Mike Brown (R)	77
1981	Jeff Gilbert (R)	58
1982	Jimmy Key (L)	94
1983	Tim Rice (L)	42
1984	George Stone (R)	57
1985	George Stone (R)	93
1986	Brian Barnes (L)	53
1987	Brian Barnes (L)	*112
1988	Brian Barnes (L)	*140
1989	Brian Barnes (L)	*^208
1990	Tim Parker (R)	90
1991	Mike Kimbrell (R)	74
1992	Jason Angel (R)	76
1993	Andy Taulbee (R)	85
1994	Andy Taulbee (R)	103
1995	Jason Dawsey (L)	*133
1996	Kris Benson (R)	*204
1997	Ryan Mottl (R)	99
1998	Ryan Mottl (R)	96
1999	Mike Paradis (R)	87
2000	Ryan Mottl (R)	81
2001	Steve Reba (R)	103
2002	Steve Reba (R)	82
2003	Tyler Lumsden (L)	72
2004	Tyler Lumsden (L)	88
2005	Josh Cribb (R)	97
2006	Stephen Faris (R)	86
2007	Daniel Moskos (L)	78
2008	D.J. Mitchell (R)	106
2009	Chris Dwyer (L)	95
2010	Casey Harman (L)	105

* - led the ACC; ^ - led the nation; Note: **Bold** denotes a Clemson single-season record.

Player	Year(s)	Avg	G-S	AB	R	H	2B	3B	HR	RBI	SB
Abbott, Gus	1956-58	.278	NA-NA	54	10	15	4	0	2	10	0-NA
Adams, Mark	1970-73	.229	29-NA	35	3	8	0	2	1	5	0-NA
Adeimy, John	1973	.298	37-NA	121	16	36	1	2	1	15	3-NA
Adkins, Rusty	1965-67	.379	97-NA	396	109	150	22	17	11	66	38-NA
Anderson, Alan	1969	1.000	3-NA	2	2	2	1	0	0	2	0-NA
Anderson, Jack	1969	.258	23-NA	66	14	17	0	1	1	6	4-NA
Anderson, Jim	1990,91	.254	101-NA	264	55	67	15	0	9	40	1-4
Andrade, Jr., Jorge	2005	.208	19-4	24	4	5	1	0	1	5	0-0
Antonokas, George	1969	.250	2-NA	4	0	1	0	0	0	0	0-NA
Allen, Robbie	1978-80	.267	143-NA	484	100	129	19	6	11	73	19-28
Armstrong, Terry	1971-74	.249	77-NA	185	23	46	7	0	0	23	2-NA
Ayers, Stan	1962-64	.293	62-NA	188	32	55	3	1	4	31	4-NA
Ayoub, Pete	1961-63	.318	70-NA	261	51	83	17	3	2	53	1-NA
Bach, Woody	1968	.167	20-NA	30	5	5	0	0	0	1	1-NA
Bagwell, Kenny	1970,72	.278	65-NA	237	40	66	14	0	0	22	3-NA
Bagwell, Larry	1957-59	.265	NA-NA	324	67	86	13	5	3	52	8-NA
Baker, Jeff	2000-02	.334	196-194	773	191	258	41	4	59	226	26-37
Baker, Jimmy	1970,72,73	.167	23-NA	18	1	3	0	0	0	1	0-NA
Baldwin, Chuck	1984-87	.333	228-NA	935	177	311	62	8	29	184	16-23
Ballentine, Tim	1975	.500	4-NA	4	1	2	1	0	0	0	0-NA
Barbary, Eddie	1965-67	.278	95-NA	334	55	93	11	3	4	38	5-NA
Barnes, Brian	1987	.000	20-NA	2	0	0	0	0	0	1	0-0
Barnett, Bill	1954-56	.287	NA-NA	230	47	66	9	6	6	35	13-NA
Barrett, Joe	1984	.286	10-NA	14	2	4	0	0	0	2	0-0
Baucom, Steve	1984-87	.331	206-NA	698	131	231	49	12	14	139	17-20
Beasley, David	1976	.000	10-NA	4	0	0	0	0	0	0	1-NA
Beasley, Rick	1971	.191	18-NA	47	3	9	0	0	0	3	1-NA
Belk, Greg	1972,74-76	.210	70-NA	205	37	43	7	1	5	24	9-NA
Bevis, Jay	1969-72	.280	83-NA	25	10	7	0	0	0	1	0-NA
Biegert, Mark	1984-87	.312	174-NA	372	95	116	21	5	5	71	15-15
Bigwood, Dave	1973	.000	14-NA	4	0	0	0	0	0	0	0-NA
Blackston, Charlie	1954,55	.214	24-NA	56	11	12	2	0	2	8	2-NA
Blakeney, Reid	1959,60	.208	22-NA	24	6	5	1	0	0	4	0-NA
Blanton, Bo	1982	.333	7-NA	9	2	3	0	0	0	4	0-0
Boettcher, Donny	1970	.143	6-NA	7	0	1	0	0	0	0	0-NA
Bohonak, Mike	1963,64	.312	36-NA	125	23	39	7	1	2	17	4-NA
Bonekat, Bill	1967-69	.150	20-NA	20	1	3	0	0	0	3	0-NA
Bonnette, Robert	1976-79	.305	211-NA	813	173	248	51	9	18	174	28-NA
Borgert, Derek	1996-99	.319	159-79	342	64	109	23	0	7	72	1-2
Boyd, Patrick	1998-01	.341	191-190	760	196	259	57	6	28	178	49-63
Boyd, Roger	1960	.158	18-NA	19	3	3	1	0	0	3	2-NA
Boyd, Wilson	2007-10	.306	238-215	837	163	256	48	7	21	166	14-26
Bradford, Jeff	1971-73	.161	26-NA	31	2	5	0	0	1	4	0-NA
Bradley, Jimmy	1967,68	.254	31-NA	59	9	15	1	0	0	7	1-NA
Bradshaw, Toby	1960	.304	22-NA	79	8	24	7	1	0	15	1-NA
Bray, Randy	1968-70	.302	128-NA	457	75	138	22	1	5	64	17-NA
Brier, Coe	1981,82	.252	80-NA	218	25	55	14	1	7	36	6-6
Brizek, Seth	1993-95	.260	180-165	654	113	170	31	1	19	99	16-26
Brooks, Jerry	1986-88	.349	177-NA	647	150	226	44	5	30	158	8-11
Broome, Nathan	1996,97	.308	91-52	198	39	61	7	2	3	33	7-7
Brown, Carol	1955-57	.181	NA-NA	105	16	19	1	2	0	5	0-NA
Brown, Joe	1954	.250	13-NA	28	4	7	0	0	1	5	2-NA
Brown, Mike	1979,80	.000	36-NA	1	1	0	0	0	0	0	0-0
Browning, Skip	1998	-----	13-11	0	0	0	0	0	0	0	0-0
Bryant, Russell	1970,71	.200	15-NA	15	1	3	1	0	0	0	0-NA
Bryant, Tim	1959,60	.257	36-NA	74	12	19	1	0	1	10	0-NA
Buffamoyer, Dave	1978,79	.317	85-NA	287	84	91	13	5	12	52	32-40
Bultmann, Kurt	1996-99	.321	249-241	953	233	306	82	4	43	214	13-20
Bunnell, David	2007	.234	29-14	47	7	11	3	0	0	6	0-0
Burg, Alex	2006,07	.202	72-26	129	17	26	6	0	1	17	2-2
Burgess, J.D.	2007,08	.225	93-61	209	34	47	7	1	1	21	2-3




Steve Baucom was a career .331 hitter in 206 games from 1984-87.

Player	Year(s)	Avg	G-S	AB	R	H	2B	3B	HR	RBI	SB
Burnette, Bill	1961,62	.222	13-NA	9	4	2	0	0	1	2	0-NA
Burnette, Zack	1958-60	.240	NA-NA	288	42	69	7	2	2	36	4-NA
Burnham, Gary	1994-97	.340	213-213	795	215	270	77	10	29	209	10-22
Caldwell, Dave	1975-77	.298	127-NA	483	103	144	30	12	18	106	10-NA
Calitri, Mike	1998-00	.291	92-45	189	45	55	14	2	8	51	1-2
Cantrell, Jim	1955	.000	5-NA	5	1	0	0	0	0	0	0-NA
Carraway, Doug	1965,66	.308	8-NA	13	2	4	1	0	0	0	0-NA
Carter, Chris	1992,93	.294	44-13	51	14	15	2	0	2	8	2-2
Casanova, Adrian	2005,06	.244	135-131	373	56	91	15	2	9	61	1-2
Casey, Greg	1963,64	.194	22-NA	36	3	7	1	0	0	3	0-NA
Castelli, Bill	1979,80	.282	70-NA	163	26	46	12	3	3	34	6-6
Caughman, Kevin	2010	.000	4-0	2	0	0	0	0	0	0	0-0
Chalk, Brad	2005-07	.356	177-167	599	139	213	26	6	0	49	32-40
Chapman, Tommy	1963-65	.275	44-NA	91	11	25	6	1	0	7	0-NA
Charpia, Bo	1999	-----	1-0	0	0	0	0	0	0	0	0-0
Charpia, Rusty	1986,88,89	.288	172-NA	548	122	158	28	6	7	81	25-32
Chastain, Billy	1988	.171	29-NA	41	7	7	1	0	2	8	0-0
Cline, Steve	1973	.222	10-NA	18	3	4	0	1	0	3	0-NA
Cline, Ty	1959,60	.335	53-NA	224	60	75	12	8	1	36	22-NA
Coder, Chad	2001,02	.280	96-65	275	61	77	20	2	6	36	21-24
Cohen, Earl	1966,67	.375	15-NA	8	1	3	1	0	0	2	0-NA
Coker, Butch	1957-59	.261	NA-NA	261	29	68	4	5	2	44	1-NA
Coker, Roy	1954	.314	23-NA	105	17	33	5	4	0	13	1-NA
Coleman, Jim	1955	.423	11-NA	26	7	11	1	0	1	4	2-NA
Colvin, Tyler	2004-06	.315	186-165	667	136	210	54	7	20	142	39-47
Compton, George	1955,56	.179	NA-NA	28	2	5	0	0	0	0	0-NA
Corbin, Ted	1992	.372	54-54	199	51	74	14	2	0	20	10-13
Cordileone, Lou	1959	.250	16-NA	48	10	12	1	0	2	10	3-NA
Cositore, Vince	1972	.000	1-NA	1	0	0	0	0	0	0	0-NA
Couture, Mike	1987-90	.299	202-NA	616	159	184	36	7	32	151	85-107
Cowart, Lawton	1964-66	.287	75-NA	254	56	73	7	2	12	50	4-NA
Crews, Jerry	1956	.750	NA-NA	4	0	3	0	0	0	2	0-NA
Crocker, Barry	1954	.306	24-NA	98	18	30	4	2	2	16	3-NA
Crosland, Ben	1954,55	.211	11-NA	19	5	4	2	0	0	4	0-NA
Crowley, Jim	1988-91	.328	247-NA	826	199	271	57	1	43	197	23-31
Currier, Steve	1985	-----	18-NA	0	0	0	0	0	0	0	0-1
Curtis, John	1968	.258	14-NA	31	5	8	0	1	1	5	1-NA
D'Alessio, Andy	2004-07	.309	253-239	853	169	264	51	3	59	217	11-17
Daniels, Fred	1990-92	.249	93-NA	189	41	47	10	2	0	30	7-11
Dantzler, Ellis	1964-66	.341	62-NA	220	40	75	11	6	5	44	8-NA
Davidson, Mark	1982	.336	59-NA	223	58	75	16	2	8	50	18-18
Davis, Billy	1983	.241	33-NA	83	12	20	5	1	0	11	4-7
Dawsey, Jason	1993-95	.259	143-71	139	33	36	5	1	1	14	3-3
DeBerry, Fred	1957-59	.287	NA-NA	254	53	73	11	2	1	44	7-NA
DeBerry, Joe	1989-91	.336	188-NA	655	152	220	35	6	35	159	15-21
DeMaino, L.J.	2002	.291	49-30	127	32	37	3	5	0	15	12-14
Demarest, Alan	1968-70	.273	38-NA	44	6	12	4	1	0	6	0-NA
Demmink, Herman	2003-06	.311	232-207	821	168	255	46	7	13	116	30-44
DeMoura, Eric	1994-97	.295	185-132	550	110	162	20	1	4	82	16-21
Dempsey, Bob	1959	.261	18-NA	46	10	12	2	1	1	10	1-NA
Diehl, Keith	1986	.333	13-NA	21	3	7	1	0	0	1	0-0
Dillon, Scott	1985,86	.306	124-NA	447	85	137	24	3	8	78	25-31
Dinneen, John	1966,67	.150	20-NA	20	8	3	0	1	0	1	1-NA
Dixon, Eddie	1969,70	.284	60-NA	169	32	48	9	8	2	29	2-NA
Douglass, Jesse	1999	.000	7-0	7	0	0	0	0	0	0	0-0
Drake, Johnny	1956	.217	NA-NA	23	4	5	1	1	2	8	0-NA
DuBose, Scott	1979	.240	14-NA	25	4	6	1	0	1	4	2-2
Duffie, Will	1994-96	.283	177-131	491	92	139	28	4	10	92	3-5

Herman Demmink hit .311 in 232 games (207 starts) in his career from 2003-06.



Individual Career Batting Stats (ACC Era)



Bill Foley hit .302 with 25 homers and 103 RBIs in 118 games from 1975-77.


Player	Year(s)	Avg	G-S	AB	R	H	2B	3B	HR	RBI	SB
Dukes, Mike	1958	.000	NA-NA	1	0	0	0	0	0	0	0-NA
Dunlap, Gene	1966	.185	14-NA	27	6	5	1	0	1	8	1-NA
Easterling, Jess	2003	.300	10-1	10	3	3	0	0	0	0	1-1
Eckert, Tony	1973-75	.266	86-NA	289	33	77	14	1	8	43	4-NA
Edgeworth, Teak	1958	.000	NA-NA	3	0	0	0	0	0	0	0-NA
Ellis, Brian	1997-00	.297	190-162	583	152	173	41	3	7	117	19-25
Ellisor, Dave	1961-63	.290	57-NA	221	50	64	7	5	2	28	19-NA
Embler, Jason	1994-97	.302	215-180	724	150	219	44	3	30	144	5-11
Epps, Chris	2008-10	.244	152-103	401	96	98	16	3	8	55	30-40
Eskew, Jerry	1968	.239	23-NA	67	7	16	3	0	2	9	0-NA
Eubanks, Charlie	1959	1.000	2-NA	1	0	1	0	0	0	0	0-NA
Evans, Garrick	2002-04	.302	121-69	291	60	88	26	2	4	41	15-22
Everett, Brady	2003-04	.270	56-34	122	12	33	7	0	2	19	1-2
Eydenberg, Mike	1993-94	.291	100-77	296	45	86	25	4	2	55	5-8
Fahrney, Gary	1975-76	.273	47-NA	139	33	38	6	2	4	26	3-NA
Fairey, Burke	1985-88	.291	121-NA	244	56	71	20	5	4	38	8-13
Faw, Brian	1989	-----	20-NA	0	0	0	0	0	0	0	0-0
Ferguson, Jesse	2005	.154	44-5	52	6	8	1	0	0	5	1-1
Fish, Barry	1963	.200	19-NA	50	9	10	1	1	0	8	1-NA
Fisher, Jeff	1985	.000	15-NA	1	0	0	0	0	0	0	0-0
Fitzsimmons, Pat	1972-75	.261	116-NA	376	48	98	10	2	1	57	10-NA
Foley, Bill	1975-77	.302	118-NA	444	79	134	23	3	25	103	1-NA
Foster, Chuck	1990-91	.273	70-NA	143	37	39	7	0	2	14	4-5
Frank, Kyle	1999-01-03	.297	230-206	818	152	243	48	1	14	138	13-23
Frantz, Tim	1994-95	.154	29-0	26	4	4	0	0	0	2	0-0
Freeman, Mike	2008-10	.330	189-187	766	174	253	48	6	13	120	25-35
Freeman, Todd	1978	.217	20-NA	46	10	10	3	2	1	9	0-0
Frick, Talmadge	1962	.500	7-NA	2	2	1	0	0	0	0	0-NA
Fulton, Jay	1981-84	.181	146-NA	287	62	52	8	1	9	43	25-29
Gaddis, C.J.	2004	.000	22-3	16	6	0	0	0	0	2	3-4
Gaines, Roger	1954-55	.268	39-NA	149	10	40	8	0	0	23	4-NA
Gallagher, Glenn	1980-81	.298	107-NA	386	67	115	16	1	15	65	10-13
Galloway, Paul	1993-96	.301	194-150	572	120	172	45	6	16	100	17-22
Gambrell, Sam	1957	.111	NA-NA	9	2	1	0	0	0	0	0-NA
Gardner, Jack	1958	1.000	NA-NA	1	0	1	0	0	0	1	0-NA
Garrison, Dave	1956	.277	NA-NA	65	13	18	0	0	2	5	1-NA
Gerhardt, Rusty	1969-72	.265	70-NA	147	14	39	4	2	3	23	2-NA
Gibson, Nelson	1966-68	.318	45-NA	66	13	21	1	0	0	12	2-NA
Gilbert, Jeff	1981-83	.000	43-NA	1	0	0	0	0	0	0	0-0
Giles, Bob	1956	.429	NA-NA	7	1	3	0	0	0	0	0-NA
Graham, Lindsay	1970-73	.110	48-NA	73	6	8	1	0	0	3	0-NA
Green, Steve	1985-86	.248	57-NA	153	30	38	7	0	5	17	4-6
Green, Zane	2001-04	.273	197-95	414	92	113	24	2	6	57	11-15
Greene, Khalil	1999-02	.377	272-271	1069	265	403	95	7	52	276	55-67
Grove, Trent	1980	.222	16-NA	27	4	6	1	0	0	4	0-0
Guin, Greg	1979-91	.309	154-NA	547	106	169	42	2	14	120	15-20
Hackle, Trent	1991-93	.261	66-30	157	21	41	5	1	0	20	3-5
Hall, Ben	2005-06	.266	78-11	109	15	29	7	1	3	18	1-4
Hamilton, Lin	1971-74	.294	131-NA	435	75	128	19	6	10	72	7-NA
Hampton, Mike	1993-94	.341	121-106	417	113	142	34	6	14	92	42-52
Harbeson, Gene	1961-63	.254	64-NA	213	35	54	9	0	9	28	4-NA
Harbin, Taylor	2005-07	.320	194-193	781	160	250	67	7	30	172	31-39
Harris, Jason	1998-99	.347	128-128	475	132	165	37	2	19	125	31-38
Harrison, Robert	1955	.381	9-NA	21	2	8	1	0	0	1	0-NA
Harvey, Kris	2003-05	.335	151-137	487	107	163	28	0	35	122	5-10
Hawkins, Heyward	1962	.000	1-NA	1	0	0	0	0	0	0	0-NA
Hawkins, Ty	1987	.333	15-NA	21	2	7	2	0	0	3	0-0
Haynes, Richard	1971-74	.275	142-NA	502	88	138	23	4	13	75	6-NA

Player	Year(s)	Avg	G-S	AB	R	H	2B	3B	HR	RBI	SB
Heffernan, Bert	1985-88	.337	259-NA	993	285	335	63	14	27	195	54-71
Helms, Garry	1965-67	.343	41-NA	143	22	49	6	3	2	26	2-NA
Hendley, Bailey	1958-60	.333	NA-NA	279	71	93	15	4	5	42	9-NA
Hendricks, Pete	1970-72	.248	47-NA	165	20	41	2	2	0	16	3-NA
Henrie, Matt	2001	.000	18-10	1	0	0	0	0	0	0	0-0
Hester, Ricky	1982-83	.314	95-NA	303	61	95	14	8	5	49	20-25
Hinson, John	2008-10	.328	106-82	338	70	111	9	2	18	86	30-36
Hoffman, Doug	1957-59	.247	NA-NA	279	65	69	8	8	8	47	17-NA
Hogan, Doug	2005-08	.295	168-124	509	83	150	33	6	25	104	19-32
Hogan, Patrick	2001	.000	16-1	1	0	0	0	0	0	0	0-0
Holland, Eddie	1968-70	.242	103-NA	293	51	71	12	3	6	40	3-NA
Holloway, Tito	1998	.500	8-0	4	0	2	0	0	0	0	0-0
Holstad, Brian	1997-00	.264	197-136	478	113	126	16	3	3	64	31-40
Hoover, Alan	1976-78	.256	94-NA	293	49	75	24	1	6	41	3-NA
Horne, Todd	1982	.304	16-NA	23	5	7	0	0	0	6	0-0
Hourigan, Jeff	2002-03	.270	107-79	307	36	83	14	0	8	47	1-1
Howard, Mo	1971	.000	1-NA	1	0	0	0	0	0	0	0-NA
Hub, Ryan	2000-02-04	.230	128-59	230	44	53	8	2	6	35	5-9
Hubbard, Bob	1957	.157	NA-NA	51	7	8	0	0	0	2	0-NA
Huddins, Tom	1968-70	.083	34-NA	36	3	3	0	0	0	3	0-NA
Huggins, Elmer	1960	.038	15-NA	26	1	1	0	0	0	1	0-NA
Huggins, Mark	1982-84	.163	24-NA	43	5	7	2	0	0	6	3-3
Hughes, Jerald	1972	.143	18-NA	7	4	1	1	0	0	2	1-NA
Humphrey, Andre	1994	.164	32-20	67	13	11	2	1	0	2	1-3
Humphries, Leonard	1954-56	.185	NA-NA	54	6	10	0	0	1	5	0-NA
Hyde, Justin	1998	.348	27-9	46	7	16	7	1	2	12	1-1
Ing, Charlie	1972-74	.277	85-NA	296	46	82	17	5	3	28	13-NA
Ingram, John	2004-06	.234	75-28	128	18	30	6	0	4	21	2-3
Jackson, Steven	2004	.000	22-3	1	0	0	0	0	0	0	0-0
Jackson, Tony	1963-65	.283	57-NA	145	27	41	12	3	1	13	1-NA
James, Bill	1966-68	.189	34-NA	37	6	7	0	0	1	6	0-NA
Jasensky, Joe	1981	.156	19-NA	45	6	7	1	1	0	3	2-2
Jay, John	1984-87	.307	147-NA	345	66	106	21	0	21	77	1-5
Johnson, Addison	2007-09-10	.259	165-111	437	76	113	15	7	5	51	25-31
Johnson, Johnny	1968-70	.185	48-NA	130	19	24	5	0	4	17	2-NA
Johnson, Laval	1967-69	.157	84-NA	89	40	14	6	2	0	13	6-NA
Johnson, Michael	2000-03	.344	235-219	800	201	275	52	4	58	213	25-31
Jones, Johnny	1962-63	.379	50-NA	182	50	69	7	4	11	49	5-NA
Jordan, Whitey	1956	.000	NA-NA	11	2	0	0	0	0	0	0-NA
Kaltenbach, Leo	1955	.200	7-NA	15	3	3	2	1	0	3	0-NA
Kane, Jeff	1998-99	.269	28-0	26	5	7	1	0	1	4	0-0
Kelley, Steve	1971	.500	5-NA	2	3	1	0	0	1	2	0-NA
Keppen, Jeff	1994	.000	17-2	1	0	0	0	0	0	0	0-0
Key, Jimmy	1980-82	.325	153-NA	465	113	151	32	2	10	86	11-16
Khoury, Pete	1976-77	.203	66-NA	212	25	43	7	1	1	22	5-NA
Kieboom, Spencer	2010	.263	30-13	57	10	15	5	0	0	10	0-0
Kingsmore, Doug	1954	.371	24-NA	89	25	33	3	0	10	27	8-NA
Klosterman, Ryan	2001	.071	17-0	14	2	1	1	0	0	2	0-0
Kowitz, Brian	1988-90	.319	194-NA	699	178	223	53	11	9	124	76-90
Kreiger, Ray	1982	.370	18-NA	27	11	10	1	1	0	5	1-1
Kuester, Steve	1968-70	.213	83-NA	235	33	50	7	2	7	32	2
LaBella, Barney	1973-75	.200	24-NA	40	3	8	2	1	0	5	0-NA
Lakey, Ed	1958	.154	NA-NA	26	6	4	1	0	1	3	0-NA
Lam, Elmo	1961-63	.296	74-NA	301	73	89	17	3	8	52	11-NA
Lamb, Will	2009-10	.284	79-53	229	50	65	9	2	4	42	18-19
Landers, Bill	1955	.190	9-NA	21	6	4	0	0	1	2	0-NA
Lawrimore, Wayne	1973	.000	4-NA	2	0	0	0	0	0	0	0-NA
LeCroy, Bradley	1997-00	.266	173-97	395	83	105	23	1	4	67	16-21
LeCroy, Matthew	1995-97	.336	199-199	736	178	247	48	1	53	208	8-15
Ledford, Randy	1972	.125	4-NA	8	0	1	0	0	0	0	0-NA
Lee, Alex	2007-08	.265	85-32	132	22	35	4	2	0	14	3-6



In 215 games (180 starts), Jason Embler batted .302 with 30 homers and 144 RBIs from 1994-97.

C Individual Career Batting Stats (ACC Era)



Tony Masone (center) batted .330 with 22 home runs and 114 RBIs in 112 games from 1977-79.

Player	Year(s)	Avg	G-S	AB	R	H	2B	3B	HR	RBI	SB
Lee, Larry	1973	.000	8-NA	11	0	0	0	0	0	1	0-NA
Leggett, Tanner	2005,06	.231	30-1	26	4	6	0	0	1	3	0-0
Lemaster, Dave	1980-83	.261	181-NA	560	91	146	26	8	16	75	33-36
Livingston, Doug	1995,96	.298	126-124	483	129	144	30	2	12	77	36-41
Lockhart, Mike	1989,91,92	.296	144-NA	406	80	120	27	4	6	93	11-12
Lodgek, Ed	1966,67	.100	11-NA	10	1	1	0	0	0	0	0-NA
Lomax, Nicky	1961-63	.287	70-NA	230	58	66	7	2	12	47	1-NA
Lowder, Clayton	1958-60	.212	NA-NA	52	7	11	2	0	0	6	0-NA
Lowell, Bob	1964,65,67	.214	19-NA	14	0	3	0	0	0	1	0-NA
Lowery, Phillip	1986	.000	21-NA	0	0	0	0	0	0	0	0-0
Lynn, Dave	1958,60,61	.350	NA-NA	163	42	57	7	2	15	54	2-NA
Lyon, Tommy	1962,63	.364	28-NA	55	4	20	1	1	0	4	0-NA
Macrina, Eric	1988-91	.308	201-NA	647	148	199	40	6	51	192	8-12
Mahoney, Collin	2002-04	.238	97-47	185	31	44	12	0	6	34	0-1
Mahoney, Mike	1973-75,81	.296	109-NA	365	79	108	24	5	4	48	18-NA
Mallon, Tom	1984	-----	16-NA	0	1	0	0	0	0	0	0-0
Marisca, Charlie	1969	.100	4-NA	10	2	1	1	0	0	2	1-NA
Markley, Jim	1960	.000	1-NA	1	0	0	0	0	0	0	0-NA
Marsella, Ben	1963,64	.264	45-NA	140	30	37	5	3	6	32	4-NA
Marsh, Bill	1957	.111	NA-NA	18	3	2	0	0	0	1	0-NA
Martin, Lynn	1983	-----	24-NA	0	0	0	0	0	0	0	0-0
Masone, Tony	1977-79	.330	112-NA	415	83	137	29	7	22	114	19-NA
Mazey, Randy	1985-88	.331	216-NA	650	170	215	40	6	20	121	65-76
McCall, Jack	1964-66	.317	84-NA	322	83	102	20	3	17	70	14-NA
McCall, Mike	1967	.237	36-NA	139	28	33	8	1	1	11	5-NA
McCann, Brad	2003,04	.363	123-123	504	108	183	41	1	25	132	8-14
McClellan, Dexter	1993,94	.259	98-80	282	54	73	7	5	0	38	16-22
McClellan, Jim	1982-85	.343	226-NA	830	203	285	56	12	52	218	20-26
McCray, Ontrell	1996,97	.227	90-50	181	34	41	7	0	2	21	10-11
McDaniel, Mark	1975,76	.208	44-NA	72	17	15	1	1	0	5	7-NA
McDaniel, Tommy	1969	.375	11-NA	16	4	6	1	0	1	2	0-NA
McDonald, Leon	1957,58	.300	NA-NA	20	2	6	3	0	0	3	0-NA
McMillon, Billy	1991-93	.381	154-142	527	173	201	55	8	19	105	29-45
Meekins, Larry	1975	.000	14-NA	1	0	0	0	0	0	0	0-NA
Melzer, Scott	1991-93	.246	46-2	65	17	16	1	1	0	9	3-3
Meredith, Doc	1975	.258	14-NA	31	4	8	3	0	0	5	0-NA
Milchin, Mike	1987-89	.319	187-NA	680	149	217	51	7	25	169	8-13
Miller, Brad	2009,10	.316	135-135	490	120	155	25	5	11	85	25-32
Miller, David	1993-95	.335	183-157	644	143	216	30	15	10	149	51-64
Miller, Jeff	1990-93	.275	218-NA	738	149	203	49	15	19	139	16-27
Miller, Seth	2001,02	.317	62-30	120	23	38	6	0	0	9	3-4
Mitchell, D.J.	2006-08	.241	100-52	220	40	53	8	0	2	24	17-23
Monahan, Shane	1993-95	.394	207-207	856	235	337	60	21	32	169	61-80
Monin, Andy	1991-94	.299	170-111	445	74	133	26	2	8	92	3-6
Montjot, Dave	1969	.500	3-NA	2	0	1	0	0	0	0	0-NA
Moore, Ronnie	1964,65	.212	42-NA	132	31	28	3	0	5	21	0-NA
Mork, Hoby	1993,94	.226	59-43	133	28	30	6	0	1	14	0-3
Morris, Bobby	1954	.238	22-NA	80	17	19	2	2	3	8	1-NA
Morris, Jeff	1990-93	.313	196-NA	524	120	164	19	7	2	72	15-24
Morris, Tim	2007	.059	13-2	17	2	1	0	0	0	0	0-0
Morris, Wyman	1954	.205	24-NA	88	17	18	2	1	7	20	10-NA
Mounce, Richard	2009	.238	26-7	42	1	10	4	0	1	8	0-0
Munroe, Buddy	2007	.167	5-1	6	0	1	0	0	0	0	0-0
Murray, Ken	1971	1.000	2-NA	1	0	1	0	0	0	0	0-NA
Myers, Doby	1956	.277	NA-NA	47	8	13	1	0	0	2	0-NA
Myers, Pete	1965-67	.240	54-NA	100	9	24	3	0	1	28	0-NA
Nester, John	2008-10	.274	139-94	350	51	96	20	0	10	62	4-6
Nilsson, Steve	1976-78	.270	142-NA	507	131	137	17	7	6	63	46-NA

Player	Year(s)	Avg	G-S	AB	R	H	2B	3B	HR	RBI	SB
Nixon, Buddy	1962,64	.315	51-NA	184	43	58	12	6	9	50	0-NA
Norris, Bobby	1958,59	.135	NA-NA	37	8	5	0	0	0	4	0-NA
Northrup, Kevin	1989-92	.338	219-NA	742	186	251	55	11	22	150	83-94
Nystrom, Peter	1998	.309	48-45	152	47	47	11	2	6	42	2-2
Oakley, Frank	1962,63	.150	15-NA	20	5	3	1	0	0	8	0-NA
O'Dell, Billy	1954	.214	14-NA	28	3	6	2	1	0	3	1-NA
Odle, Dennis	1971	.000	5-NA	3	0	0	0	0	0	0	0-NA
Ogburn, Mac	1962	.105	10-NA	19	1	2	1	0	0	1	0-NA
Olson, Dave	1961,62	.222	21-NA	27	3	6	0	0	0	2	0-NA
O'Quinn, Jim	1955,56	.289	NA-NA	114	15	33	5	1	5	25	0-NA
Owens, Jimmy	1964	.333	8-NA	6	2	2	0	0	0	1	2-NA
Owens, Randy	1973	.000	11-NA	10	0	0	0	0	0	0	0-NA
Pack, Tommy	1964,66	.318	55-NA	195	35	62	11	2	5	41	6-NA
Padgett, Matt	1996-98	.318	167-142	569	123	181	30	3	28	137	7-13
Parker, Kyle	2008-10	.302	187-182	689	177	208	34	1	46	166	12-15
Parker, Tim	1988	-----	15-NA	0	1	0	0	0	0	0	0-0
Parmer, Bill	1965-67	.286	45-NA	91	16	26	7	1	1	14	0-NA
Parsons, Jeff	1997	-----	22-4	0	0	0	0	0	0	0	0-0
Pasqualini, Charlie	1959-61	.273	21-NA	11	3	3	0	0	1	3	0-NA
Patrick, Mike	1978	.250	13-NA	8	1	2	0	0	0	1	0-0
Patterson, Choppy	1960	.255	14-NA	47	2	12	2	1	0	0	1-NA
Patterson, Gary	1960	.250	1-NA	4	1	1	0	0	0	0	0-NA
Paulling, Bob	1981,83,84	.339	147-NA	561	94	190	27	3	18	139	4-6
Paulsen, Ben	2007-09	.318	182-170	663	129	211	45	5	31	130	4-5
Pavilack, Harry	1960,61	.270	27-NA	89	26	24	3	2	1	15	4-NA
Pawlowski, John	1983	-----	16-NA	0	0	0	0	0	0	0	0-0
Peltz, Pete	1977	.329	51-NA	170	45	56	12	3	4	35	7-NA
Penale, Joe	1970	-----	1-NA	0	0	0	0	0	0	0	0-NA
Phillips, Chad	1990-93	.311	168-82	302	51	94	19	3	4	48	10-12
Pierce, Gene	2001,03-05	.333	59-1	24	5	8	1	0	2	5	0-0
Poe, Sam	1959,60	.346	32-NA	52	6	18	3	0	2	11	0-NA
Pohl, Phil	2009,10	.203	75-37	133	21	27	11	1	2	22	0-1
Polk, Riley	1983,84	.275	29-NA	40	7	11	1	0	0	7	1-2
Powers, Scott	1981,83,84	.269	153-NA	528	105	142	16	9	17	80	13-19
Pritchard, Daniel	2003-05	.138	53-0	29	9	4	0	0	0	3	1-2
Prophet, Bill	1970-73	.253	114-NA	376	55	95	11	7	3	39	6-NA
Proto, Mike	2001	-----	4-0	0	0	0	0	0	0	0	0-0
Pulaski, Mike	1973,74	.279	76-NA	287	45	80	16	4	2	34	3-NA
Pumphrey, Ed	1963,64	.200	11-NA	15	2	3	0	0	0	2	0-NA
Pyzik, Steve	2000-03	.249	168-112	389	60	97	20	1	1	57	3-6
Quintrell, Randy	1977	.000	13-NA	1	0	0	0	0	0	0	0-NA
Reames, Joe Don	1999	.200	17-3	15	2	3	0	0	0	0	0-1
Redding, Grant	2000	.200	15-0	5	1	1	1	0	0	0	0-0
Reese, Gerald	1960	.273	20-NA	44	11	12	2	1	2	7	1-NA
Rescorla, Skip	1968	.286	6-NA	14	2	4	0	0	0	2	0-NA
Rhodes, Rusty	1995,96	.310	77-39	155	28	48	4	1	0	25	5-6
Ricketts, Art	1961	.246	22-NA	65	20	16	1	0	0	6	2-NA
Riddell, Jimmy	1971	.000	1-NA	1	0	0	0	0	0	0	0-NA
Rigsby, Tim	1988-90	.301	125-NA	405	87	122	22	10	12	90	32-40
Riley, Ryan	2000,01	.294	117-110	408	95	120	17	9	7	68	22-31
Roach, Doug	1971	.214	5-NA	14	0	3	2	0	0	1	0-NA
Roberson, Craig	1980-83	.305	193-NA	637	122	194	43	0	24	142	16-23
Robinson, Jerome	1995,96	.288	124-115	420	68	121	17	6	8	70	4-13
Roller, Jimmy	1959-61	.322	39-NA	59	10	19	0	1	1	10	0-NA
Roper, Doug	1996-99	.246	124-84	280	60	69	7	3	2	44	21-25
Rowland, Joey	1986,87	.259	31-NA	27	5	7	2	0	1	5	0-0
Russ, Frank	1979-83	.293	205-NA	757	163	222	51	2	14	123	59-74
Russell, Don	1968-70	.270	133-NA	415	102	112	13	18	14	75	19-NA
Ryan, Lanny	1960,62	.325	33-NA	83	16	27	5	1	5	15	1-NA
Sampson, Pete	1974	-----	1-NA	0	0	0	0	0	0	0	0-NA
Sanders, Matt	2008,09	.296	95-64	250	34	74	14	0	5	38	2-2




Catcher Seth Miller batted .317 in 62 career games in 2001 and 2002.

Individual Career Batting Stats (ACC Era)



Player	Year(s)	Avg	G-S	AB	R	H	2B	3B	HR	RBI	SB
Sanders, Smiley	1971-74	.262	114-NA	416	88	109	20	2	21	80	3-NA
Santangelo, Lou	2004	.300	64-64	253	50	76	15	2	18	62	7-8
Santivasci, Jerome	1988	.000	23-NA	2	0	0	0	0	0	0	0-0
Sargent, Dick	1963,64	.367	22-NA	30	12	11	2	1	0	5	0-NA
Sasser, David	1974	.200	3-NA	5	0	1	0	0	0	1	1-NA
Satterfield, Shawn	1992,93	.289	105-79	308	57	89	17	9	5	57	15-20
Savas, Paul	1982,83	.108	23-NA	37	0	4	3	0	0	6	0-0
Schaus, Jeff	2008-10	.319	195-193	744	170	237	41	4	31	168	22-31
Schmidt, Jarrod	2000-02	.284	181-173	617	109	175	32	3	32	131	12-13
Schroeder, Bill	1977-79	.300	131-NA	454	98	136	23	3	22	93	29-NA
Schroeder, Bryan	1994-97	.241	96-12	83	24	20	2	3	2	8	1-5
Seel, George	1956	.269	NA-NA	26	5	7	0	0	1	4	0-NA
Seibert, Kurt	1974-76	.328	115-NA	408	113	134	16	6	2	39	38-NA
Severs, Johnny	1969-71	.276	129-NA	373	93	103	10	14	2	44	36-NA
Sexton, Jay	1980,81	.252	68-NA	107	27	27	6	1	0	8	19-21
Shaffer, Richie	2010	.323	48-44	158	45	51	11	0	7	36	2-2
Sharman, Howard	1964,67	.191	43-NA	89	15	17	4	1	3	17	0-NA
Shaver, Tommy	1963	.294	21-NA	34	8	10	0	1	0	1	2-NA
Sheaffer, Danny	1980	.213	31-NA	80	9	17	2	2	0	4	2-3
Shealy, Don	1955-57	.292	NA-NA	154	29	45	8	2	3	30	3-NA
Shealy, Lonnie	1954,55	.358	27-NA	81	16	29	4	0	2	10	1-NA
Sheriff, Glenn	1956	.333	NA-NA	42	4	14	0	0	2	6	0-NA
Shumake, Brooks	1982-84	.284	155-NA	585	154	166	29	4	22	88	71-84
Siepe, Jeff	1970,71	.200	33-NA	50	5	10	0	1	0	5	4-NA
Simons, Neil	1977-80	.335	215-NA	805	195	270	41	14	23	164	44-NA
Singleton, Justin	1998-00	.292	152-98	383	85	112	22	4	6	82	20-26
Sipp, Tony	2004	.280	62-54	211	48	59	13	4	1	23	20-24
Slevin, David	2002,03	.306	115-104	395	74	121	18	2	5	52	7-14
Smith, Brodie	1994	.216	22-7	37	3	8	2	0	0	3	0-1
Smith, Bryan	1981,82	.259	81-NA	255	56	66	14	3	4	48	3-4
Smith, Buster	1967-69	.244	82-NA	287	36	70	9	0	6	44	4-NA
Smith, Dale	1963-65	.225	30-NA	40	5	9	0	0	0	5	0-NA
Smith, Jameson	2006	.125	15-2	16	0	2	0	0	0	0	0-0
Smith, Joe	1955	.308	14-NA	52	8	16	2	0	1	6	0-NA
Smith, Jon	2000-02	.267	31-2	30	7	8	3	0	1	6	0-0
Smith, Marquez	2006,07	.315	130-127	473	107	149	33	3	23	104	11-15
Smith, Tad	1990,91	.250	37-NA	60	12	15	1	1	1	6	0-0
Smith, Tommy	1985	.253	31-NA	87	12	22	5	1	2	12	1-1
Sokohl, Jack	1969	.000	3-NA	2	0	0	0	0	0	0	0-NA
Spears, Derek	1982,84,85	.279	100-NA	165	48	46	4	0	0	11	30-36
Spiers, Bill	1985-87	.325	173-NA	681	169	221	34	17	17	119	60-68
Spiers, Bud	1956-58	.254	NA-NA	256	44	65	7	3	7	44	4-NA
Spiers, Michael	1988-91	.301	184-NA	522	128	157	31	1	16	110	32-38
Springs, Ashley	1996	.200	8-0	5	0	1	0	0	0	1	0-0
Sprouse, Dave	1959-61	.238	26-NA	21	3	5	1	0	0	2	0-NA
Squires, Bob	1984	.145	24-NA	62	7	9	1	0	1	12	0-0
Stanley, Henri	1997-00	.293	231-170	666	191	195	39	8	17	122	57-64
Stanley, John	1969	.214	8-NA	14	4	3	0	1	0	4	0-NA
Steele, Bill	1987	.346	53-NA	104	22	36	8	0	4	30	4-5
Stefan, Todd	1988-91	.288	211-NA	624	140	180	33	9	5	95	45-54
Stidham, Ryan	1991	.222	13-1	18	7	4	0	0	1	1	0-0
Stolz, Jason	2009,10	.281	92-64	224	39	63	10	0	2	35	11-16
Stombaugh, Skip	1971,73	.000	7-NA	8	2	0	0	0	0	1	0-NA
Stone, Casey	1998-01	.337	225-170	736	168	248	35	6	3	131	59-71
Storrier, Travis	2004-06	.329	171-170	624	124	205	38	5	22	121	7-10
Stowe, Harold	1957-59	.212	NA-NA	99	8	21	4	1	0	4	0-NA
Strickland, David	1981	.219	11-NA	32	5	7	0	1	0	3	1-1
Stryhas, Paul	1998	.355	22-7	31	6	11	5	0	0	11	0-0
Suggs, Dick	1959	.205	29-NA	78	17	16	3	2	1	7	5-NA
Sutton, George	1964-66	.279	84-NA	305	64	85	8	5	20	73	1-NA
Swanner, Jamie	1983	.289	45-NA	135	15	39	6	0	0	21	0-3



Travis Storrier batted .329 in 171 career games from 2004-06.

Player	Year(s)	Avg	G-S	AB	R	H	2B	3B	HR	RBI	SB
Swetenburg, Dick	1954-56	.222	NA-NA	167	39	37	3	3	4	22	5-NA
Taulbee, Andy	1993	.000	31-9	3	0	0	0	0	0	0	0-0
Taylor, Joe	1992,93	.294	117-111	394	79	116	16	4	2	55	22-26
Taylor, Joey	1961,62	.359	38-NA	117	35	42	10	2	5	28	1-NA
Templeton, Jim	1955	.000	4-NA	3	0	0	0	0	0	0	0-NA
Terrill, Brett	1974,75	.239	59-NA	201	45	48	12	1	4	39	8-NA
Teufel, Tim	1979,80	.367	101-NA	365	102	134	30	4	24	116	26-29
Theiling, Ron	1976	.000	8-NA	13	0	0	0	0	0	0	0-NA
Thompson, Tommy	1985,86	.296	107-NA	389	59	115	22	5	5	78	8-16
Threadgill, Henry	1986-89	.314	217-NA	722	153	227	38	12	8	136	85-102
Toth, Bill	1955,56	.167	NA-NA	12	0	2	0	0	0	0	0-NA
Trado, Bill	1956	.111	NA-NA	9	1	1	0	0	0	0	0-NA
Tripp, David	1988,89	.217	60-NA	46	9	10	2	1	0	4	4-5
Triplett, Russell	2001-04	.312	222-178	698	132	218	43	1	11	98	17-29
Tucker, Steve	1973-76	.317	131-NA	502	102	159	38	9	12	102	19-NA
Urrico, Anthony	2001	----	9-0	0	0	0	0	0	0	0	0-0
Valiente, Roberto	2002,03	.271	82-50	221	35	60	11	2	1	28	2-5
Van Dyke, Steve	1980-83	.213	135-NA	263	40	56	9	0	1	30	5-6
Van Volkenburg, Dave	1969-72	.224	101-NA	259	39	58	4	10	6	48	8-NA
Veronee, Jack	1961	.345	18-NA	58	9	20	3	0	1	19	0-NA
Vessell, Jeff	1997-99	.150	31-0	20	2	3	1	0	0	2	0-0
Vincent, Damon	1961-63	.258	45-NA	93	16	24	3	1	6	17	1-NA
Waldrop, Kenny	1966	.250	7-NA	4	3	1	0	0	0	0	1-NA
Walling, Denny	1975	.421	38-NA	140	46	59	9	3	13	60	11-NA
Ward, Adam	2007-09	.286	23-1	14	2	4	0	0	0	1	0-0
Ward, Mike	1969,70	.248	54-NA	133	26	33	4	0	2	21	5-NA
Ward, Ryan	1995,96	.000	29-0	15	2	0	0	0	0	2	0-0
Waters, Keith	1966-68	.270	101-NA	382	67	103	8	6	4	49	21-NA
Watson, Charlie	1965-67	.293	56-NA	99	15	29	5	4	0	21	0-NA
Watson, Reed	1966,68	.125	18-NA	40	8	5	1	0	0	4	0-NA
Weeks, Calvin	1969-72	.277	158-NA	571	88	158	25	7	11	84	8-NA
Weems, Billy	1977-80	.315	194-NA	674	157	212	31	13	13	110	68-NA
Weisman, John	1968	.000	2-NA	2	1	0	0	0	0	1	0-NA
West, Mike	1972	.273	7-NA	11	3	3	1	0	0	0	0-NA
Whitaker, Oliver	1987	.000	21-NA	1	0	0	0	0	0	0	0-0
White, Craig	1969-71,73	.329	156-NA	559	109	184	36	12	27	127	8-NA
Whitfield, Larry	1967	.250	6-NA	4	0	1	0	0	0	0	0-NA
Whitfield, Mike	1968,69	.000	16-NA	10	1	0	0	0	0	0	0-NA
Widmann, Stan	2005-09	.284	194-191	701	110	199	30	5	8	90	39-42
Williams, David	2005	.184	33-9	49	8	9	4	0	0	2	2-2
Williams, Keith	1991-93	.332	160-131	557	113	185	40	5	35	166	12-22
Williams, Ray	1984-87	.286	200-NA	590	141	169	28	13	34	133	70-78
Williams, Russ	1969	.400	15-NA	15	4	6	1	0	0	5	1-NA
Williams, Steve	1984-87	.309	177-NA	482	107	149	22	9	11	94	28-39
Wilson, Larry	1956-58	.226	NA-NA	195	18	44	7	2	1	28	0-NA
Wilson, Mitch	1981-84	.254	115-NA	224	45	57	8	1	4	37	7-10
Wilson, Rick	1971,72	.154	18-NA	39	3	6	3	0	0	2	0-NA
Wingo, Billy	1974-77	.296	152-NA	510	114	151	18	7	5	90	41-NA
Wisniewski, Gene	1977,78	.272	53-NA	125	18	34	3	0	0	22	4-NA
Wood, Matt	1997	.000	1-0	1	0	0	0	0	0	0	0-0
Wrenn, David	1963,65	.308	17-NA	13	2	4	0	0	0	3	0-NA
Yeargin, Ray	1956	.000	NA-NA	1	4	0	0	0	0	0	0-NA
Young, Rick	1969,70	.280	56-NA	168	32	47	10	1	5	28	2-NA
Youngman, Steve	1978,79	.225	62-NA	169	31	38	6	1	4	17	6-8
Zupa, Ron	1966-68	.242	96-NA	306	43	74	17	4	5	40	3-NA

NA - not available; Note: Stats from 1954-10; year(s) denote(s) season(s) player played at a position, not necessarily every season he played in a game at Clemson; returning players in **bold**.



Denny Walling batted .421 with 13 homers and 60 RBIs in just 140 at-bats in his one season (1975) at Clemson.




Individual Career Pitching Stats (ACC Era)

Player	Year(s)	ERA	W-L	G-S	SV	IP	H	R	ER	BB	SO
Abbott, Gus	1958	9.00	0-0	1-0	NA	1.0	2	2	1	2	0
Adams, Brian	1997-99	5.57	11-9	57-20	1	176.0	201	126	109	84	128
Adams, Darren	1998	3.52	0-0	7-0	0	7.2	7	3	3	1	9
Adams, Mark	1971-73	5.16	3-5	19-11	NA	66.1	60	50	38	57	55
Additon, Matt	1997-00	5.16	19-8	98-5	8	198.2	215	138	114	95	186
Allen, Chris	2006	0.00	0-0	1-0	0	1.0	0	0	0	0	0
Anderson, Alan	1969	6.00	1-0	3-1	NA	6.0	5	4	4	6	2
Anderson, Chris	1981	9.64	0-1	4-1	0	4.2	8	7	5	5	0
Angel, Jason	1990-92	3.00	25-6	48-34	0	228.0	195	97	76	90	156
Armour, Alan	1979,81	4.05	3-4	15-0	0	26.2	28	15	12	16	12
Baker, Jimmy	1970,72-74	5.07	2-5	29-2	NA	60.1	63	49	34	39	36
Baldwin, Chuck	1986,87	2.61	4-3	22-0	6	38.0	34	14	11	11	26
Barnes, Brian	1986-89	2.97	44-10	78-65	3	475.1	379	220	157	250	513
Bendinelli, Chad	2000,02	6.75	0-0	13-0	0	13.1	13	10	10	9	4
Bennett, James	1996	9.00	0-0	1-0	0	1.0	0	1	1	1	0
Benson, Kris	1994-96	2.90	29-8	50-47	1	319.2	268	139	103	79	356
Berken, Jason	2003,04,06	3.04	18-6	47-36	0	186.2	171	88	63	77	156
Berney, Scott	2000	3.39	9-4	17-17	0	106.1	96	42	40	25	59
Bevis, Jay	1969-72	2.13	13-9	69-2	20	147.2	102	44	35	57	98
Biegar, Mark	1986	9.00	0-0	3-0	0	2.0	1	2	2	2	0
Bigwood, Dave	1973	3.77	2-2	14-1	0	28.2	29	16	12	11	17
Boettcher, Donny	1970	1.40	1-1	6-3	NA	19.1	15	4	3	14	5
Bond, William	2007,08	4.50	0-0	7-0	0	6.0	10	5	3	2	7
Bonekat, Bill	1967-69	3.20	5-3	20-5	NA	59.0	59	32	21	30	46
Boozier, Thomas	1999-02	5.50	10-4	88-9	4	145.2	180	101	89	59	98
Botkin, Alan	1986-89	4.33	23-11	57-43	0	257.2	258	161	124	162	197
Boyer, John	1989	2.45	0-0	7-0	0	7.1	10	4	2	4	4
Bradford, Eric	1990-92	3.15	10-4	65-0	4	97.0	88	36	34	31	86
Bradford, Jeff	1971-74	3.25	6-5	30-15	NA	110.2	92	61	40	58	82
Bradley, Len	1979,80	3.34	12-3	43-14	12	164.1	133	78	61	81	146
Brady, Kevin	2009,10	3.94	1-0	26-5	1	48.0	56	25	21	13	53
Briley, Paxton	1990-92	3.24	15-4	44-20	1	180.1	168	76	65	58	135
Brizek, Seth	1993,95	10.13	0-0	6-0	0	8.0	13	9	9	5	8
Brown, Mike	1978-80	3.25	23-9	48-40	1	257.1	221	124	93	96	178
Browning, Skip	1997-99	5.18	11-8	43-25	0	147.2	165	112	85	72	118
Bryant, Russell	1970,71	5.61	1-0	15-4	NA	43.1	57	37	27	22	22
Burnett, John	1985,86	5.44	2-2	38-0	5	51.1	50	33	31	44	33
Burnette, Bill	1961,62	3.18	3-0	12-2	NA	22.2	20	16	8	12	7
Burttram, Jody	1979,81	16.20	0-0	3-0	0	3.1	9	9	6	3	3
Callahan, Sonny	1973	9.00	0-0	3-0	0	4.0	5	4	4	3	2
Carter, Chris	1992,93	5.06	0-0	6-0	0	5.1	4	3	3	5	4
Casey, Greg	1963,64	4.15	9-4	22-10	NA	97.2	101	63	45	26	52
Chapman, Tommy	1963-65	3.12	12-7	38-26	NA	213.1	179	107	74	114	210
Charpia, Rusty	1986	9.00	0-0	1-0	0	1.0	2	2	1	0	1
Childs, Ryan	2000-02	5.42	7-4	41-16	1	103.0	115	79	62	41	63
Clackum, Scott	1997,98	1.50	10-5	47-0	13	78.0	55	18	13	25	75
Clark, Sean	2006	2.50	2-0	11-2	0	36.0	28	12	10	10	30
Clayton, Pat	2003	3.21	1-0	10-0	0	14.0	9	8	5	7	17
Cline, Steve	1973,74	1.94	16-5	24-22	0	162.0	114	52	35	81	137
Cline, Ty	1959,60	2.78	5-1	13-10	NA	64.2	49	27	20	23	66
Clyne, Stephen	2005-07	2.84	8-3	66-0	5	98.1	90	38	31	34	104
Cohen, Earl	1966,67	2.49	2-1	13-1	NA	25.1	13	13	7	13	13
Collins, Pat	1997	6.89	4-1	12-11	0	49.2	66	45	38	36	49
Compton, George	1954-56	NA	NA-NA	12-NA	NA	NA	NA	NA	NA	NA	NA

Player	Year(s)	ERA	W-L	G-S	SV	IP	H	R	ER	BB	SO
Cone, Mickey	1954	NA	NA-NA	3-0	NA	NA	NA	NA	NA	NA	NA
Cook, Brandt	1999,00	8.50	1-1	9-0	0	18.0	23	21	17	15	10
Cositore, Vince	1972	6.75	0-0	1-0	NA	4.0	7	4	3	0	1
Cram, Josh	2001	4.20	4-2	28-0	6	40.2	48	25	19	11	38
Cribb, Josh	2003-06	3.47	22-7	68-32	2	282.1	274	128	109	71	257
Crosland, Ben	1954,55	NA	3-NA	11-8	NA	61.2	NA	NA	NA	NA	36
Cruz, Tomas	2009,10	4.27	5-6	48-0	7	86.1	80	43	41	34	66
Currier, Steve	1985	7.11	2-3	18-0	1	25.1	29	22	20	11	17
Curtis, John	1968	1.80	4-3	7-5	NA	40.0	22	13	8	19	42
Dawsey, Jason	1993-95	3.55	22-8	62-42	1	304.1	294	146	120	87	276
Deese, Kyle	2009	2.70	0-0	7-0	0	6.2	3	3	2	9	7
Delk, Trey	2008,09	3.70	6-2	25-16	0	92.1	99	44	38	37	75
Demarest, Alan	1968-70	4.07	7-4	36-10	NA	117.1	107	71	53	58	72
Drake, Johnny	1956	2.56	4-2	9-NA	NA	45.2	29	13	13	34	49
Duke, Bill	1980-82	3.99	12-6	39-27	1	173.2	194	110	77	74	76
Dwyer, Chris	2009	4.92	5-6	17-17	0	86.0	76	52	47	33	95
Edgeworth, Teak	1958	12.41	0-1	5-1	NA	12.1	20	19	17	11	6
Edwards, Dick	1964	-----	0-1	1-1	NA	0.0	3	5	5	3	0
Eggleston, Jamie	1992-95	3.13	6-2	58-0	2	95.0	103	54	33	35	56
Ellis, Rob	2001	4.50	0-0	3-0	0	2.0	3	2	1	2	2
Elrod, Frank	1957	0.00	0-0	4-0	NA	4.0	5	1	0	0	3
Eubanks, Charlie	1959	6.00	0-0	2-0	NA	3.0	1	2	2	5	2
Farina, Alan	2007	3.77	6-3	25-2	1	57.1	41	26	24	27	72
Faris, Stephen	2004-06	3.24	16-10	55-33	1	242.0	223	107	87	56	189
Faw, Brian	1989,90	3.92	7-5	39-16	5	131.0	141	76	57	45	103
Fidrych, Chris	2005,07	4.19	0-0	20-0	0	19.1	16	9	9	8	16
Fiorenza, Drew	2005,06	5.65	2-1	30-1	2	36.2	44	24	23	20	38
Firth, Scott	2010	3.58	2-1	16-4	0	32.2	43	21	13	12	25
Fisher, Jeff	1982,84,85	5.35	1-6	22-2	2	35.1	54	24	21	30	16
Frank, Kyle	1999	20.25	0-0	1-0	0	1.1	4	3	3	0	1
Frazier, Jeff	1986	9.00	0-0	1-0	0	1.0	2	1	1	1	1
Frazier, Ron	1988-90	4.01	16-7	63-30	6	215.2	205	126	96	99	177
Frederick, Alex	2009,10	3.75	8-2	39-1	4	72.0	74	33	30	32	62
Frick, Talmadge	1962	6.00	0-0	6-0	NA	9.0	15	6	6	4	4
Gallagher, Glenn	1981	1.96	2-0	8-0	1	18.1	15	6	4	8	12
Gambrell, Sam	1957	5.63	0-2	5-3	NA	24.0	29	16	15	10	13
Gardner, Jack	1958	2.70	0-0	3-0	NA	3.1	2	2	1	4	2
Gerhardt, Rusty	1969-72	2.39	34-14	59-55	NA	384.1	254	132	102	163	382
Gibson, Nelson	1966-68	2.64	12-1	31-12	NA	112.2	92	51	33	39	80
Gilbert, Jeff	1981-83	3.10	21-5	42-36	1	246.2	198	99	85	96	134
Glaser, Nick	2000,01	3.20	4-5	51-3	16	81.2	83	36	29	39	84
Graham, Lindsay	1970-73	2.68	21-10	48-32	NA	235.0	193	82	70	75	151
Gray, Doug	1979	0.00	0-0	1-0	0	2.0	0	0	0	2	1
Gross, Jason	1988	27.00	0-0	2-0	0	1.0	0	3	3	4	0
Guin, Greg	1980,81	1.04	2-0	7-0	0	17.1	13	3	2	5	12
Gullickson, Craig	2008,09	4.19	5-2	28-6	0	53.2	61	32	25	23	43
Hackett, Roger	1982	3.45	1-0	14-3	2	31.1	37	16	12	12	14
Hahn, Jeff	2002-05	3.72	15-8	88-11	7	205.2	208	100	85	80	158
Harbeson, Gene	1961,62	3.51	3-4	13-8	NA	56.1	55	37	22	35	33
Harman, Casey	2008-10	3.86	16-12	68-34	1	251.2	257	119	108	60	238
Harrelson, Paul	2000-03	3.70	10-4	78-3	14	109.1	121	56	45	34	83
Harrison, Donovan	1998	4.97	4-3	16-1	2	50.2	46	32	28	17	44
Hartnett, Jim	1981	7.36	0-1	9-0	1	18.1	21	18	15	16	1
Harvey, Kris	2003-05	5.82	15-5	40-33	1	159.1	179	112	103	82	126
Haselden, David	2009,10	4.60	5-4	29-3	2	58.2	68	34	30	14	45
Hauser, Scott	1995-97	5.40	11-6	50-17	0	143.1	155	99	86	55	76
Hawkins, Heyward	1962	12.00	0-0	1-0	NA	3.0	5	4	4	2	1
Heck, Chris	1999	2.23	6-1	18-0	5	32.1	29	10	8	15	26
Hendley, Bailey	1958-60	4.11	11-3	30-19	NA	133.2	116	78	61	86	105
Henrie, Matt	1999,01,02	3.28	19-8	44-28	3	183.2	177	89	67	55	136
Hess, David	1982	4.55	0-1	13-1	2	27.2	34	20	14	18	11
Hester, Ricky	1983	2.42	0-2	14-0	1	22.1	13	8	6	19	13
Hinson, Ryan	2006-09	3.69	15-8	85-27	2	219.1	213	120	90	97	200
Hogan, Patrick	2001-04	4.22	8-8	79-8	18	190.0	190	105	89	64	176
Holtz, Mike	1991-94	3.31	19-5	72-23	7	214.2	179	100	79	107	220
Hoover, Donnie	1982,83	4.31	7-8	38-11	4	117.0	121	74	56	46	48
Hourigan, Jeff	2002,03	5.04	1-2	23-3	3	44.2	47	27	25	16	45
Howard, Chris	2005,06	2.45	1-0	7-0	0	7.1	6	2	2	1	2
Hudgins, Tom	1968-70	3.97	10-9	34-18	NA	122.1	123	79	54	72	84
Huggins, Mike	1986,87,89	5.37	4-3	41-0	4	65.1	73	43	39	26	41
Humphries, Leonard	1954-56	NA	7-NA	25-20	NA	140.2	NA	NA	NA	NA	91
Jackson, Steven	2001-04	4.62	19-8	67-34	0	220.0	239	136	113	97	146
James, Bill	1966-68	2.59	7-3	28-10	NA	94.0	79	32	27	28	66
Jay, John	1984,85	7.00	1-1	15-8	2	36.0	43	34	28	36	27
Jaynes, Johnny	1968	18.00	0-0	1-0	NA	1.0	2	3	2	3	0
Jersild, Aaron	1988,90-92	3.66	17-7	75-23	8	199.1	186	104	81	85	139
Johnson, Laval	1967-69	3.24	4-5	21-13	NA	89.0	76	47	32	63	66
Jones, Johnny	1962	20.25	0-0	1-0	NA	1.1	3	3	3	3	0
Kendall, Chet	1990,91	2.72	4-1	28-0	2	49.2	32	19	15	28	49
Kent, Mike	2010	7.80	1-1	6-2	0	15.0	15	15	13	10	8
Kenyon, Bobby	1978-80	3.34	18-10	44-31	1	212.2	190	99	79	71	136
Keppen, Jeff	1993,94	5.37	4-4	37-6	0	67.0	76	57	40	56	49
Key, Jimmy	1980-82	3.64	20-14	53-46	0	318.2	304	161	129	104	191
Kimbrell, Mike	1988-91	3.63	17-1	55-16	0	156.1	137	77	63	75	118
Koch, Billy	1994-96	3.74	21-9	51-44	1	276.2	215	148	115	131	338
Kopp, David	2005-07	4.18	16-8	60-32	1	228.1	233	131	106	76	167
Kyle, Kevin	2010	3.00	0-1	13-0	0	12.0	10	8	4	5	5
Lakey, Ed	1958	4.12	6-2	16-8	NA	72.0	73	46	33	39	55
Lamb, Will	2009,10	4.26	4-4	33-11	3	74.0	79	40	35	33	40

Player	Year(s)	ERA	W-L	G-S	SV	IP	H	R	ER	BB	SO
LaMura, B.J.	2000-02	5.48	6-2	43-8	1	88.2	84	63	54	54	96
Lawrimore, Wayne	1973	6.00	1-1	4-3	0	12.0	11	11	8	10	8
Lawton, John	1992	1.69	0-0	3-0	0	5.1	4	1	1	3	2
Laycock, Bobby	1983	3.14	1-0	7-1	0	14.1	17	10	5	14	2
Lee, Larry	1973,74	5.36	2-3	14-8	1	40.1	42	34	24	28	23
Leone, Dominic	2010	4.78	3-2	22-10	0	58.1	69	41	31	22	40
Lilley, Laurus	1979,80	10.38	0-2	6-0	0	8.2	13	12	10	5	4
Lodgek, Ed	1966,67	5.11	1-1	11-5	NA	37.0	33	23	21	30	24
Lombardi, Justin	1999,00	9.00	0-0	14-0	1	12.0	17	14	12	15	21
Lowell, Bob	1964,65,67	3.58	0-3	19-4	NA	50.1	56	36	20	27	24
Lowery, Phillip	1986-88	3.52	15-4	59-8	4	168.2	184	78	66	32	102
Lumsden, Tyler	2002-04	4.23	17-7	58-37	2	225.1	218	131	106	107	223
Lynn, Kevin	2000,01	4.34	7-4	40-9	1	105.2	122	59	51	32	96
Lyon, Tommy	1962,63	3.67	9-5	27-13	NA	122.2	133	73	50	39	76
Mahoney, Collin	2004	6.63	1-3	16-0	0	19.0	23	15	14	12	26
Mahony, Bob	1974-76	3.24	10-5	24-15	1	125.0	106	58	45	61	111
Malec, Mark	1975	2.65	1-0	5-1	1	17.0	10	5	5	15	14
Malkmus, David	1977	7.13	1-0	7-3	1	17.2	17	15	14	16	8
Mallon, Tom	1980-84	3.36	12-7	51-22	4	155.1	146	82	58	87	103
Marchal, Doug	1985-87	5.88	6-3	33-7	5	67.1	86	53	44	43	35
Markley, Jim	1960	0.00	0-0	1-0	NA	2.1	7	8	0	1	1
Martin, Alex	2006-08	6.39	3-0	32-0	0	31.0	38	24	22	17	20
Martin, Glenn	1981-83	4.57	5-4	35-0	1	65.0	72	37	33	34	32
Martin, Lynn	1981-83	4.42	2-7	53-0	7	77.1	80	48	38	34	44
Masone, Tony	1977	0.00	0-0	1-0	0	0.2	4	5	0	1	0
Matthews, Houston	1974,76,77	3.82	8-2	28-5	8	92.0	89	47	39	45	64
Matz, Brian	1994-96	4.43	8-1	51-9	4	107.2	110	63	53	47	84
Mazey, Randy	1985,86,88	5.51	7-1	22-13	0	96.1	104	71	59	55	47
McDonald, Leon	1957,58	4.82	1-2	11-3	NA	37.1	42	23	20	20	22
McKinney, Clinton	2008,09	6.00	4-0	28-0	0	36.0	44	32	24	15	25
Meekins, Larry	1974,75	2.80	8-4	32-6	5	112.2	98	48	35	42	71
Meyer, Jonathan	2010	5.90	2-1	20-0	2	29.0	34	20	19	8	23
Milchin, Mike	1987-89	2.79	7-3	46-5	13	90.1	62	37	28	40	102
Miller, David	1993	7.15	0-0	6-0	0	11.1	15	10	9	5	9
Miller, Scott	1991,92	3.44	19-4	33-26	2	178.0	171	88	68	84	134
Mishoe, Wayne	1974,75	2.70	1-0	4-0	0	3.1	2	1	1	2	0
Mitchell, D.J.	2007,08	3.40	11-5	35-21	0	151.0	145	72	57	56	155
Mitchell, John	1975	11.25	0-1	3-0	0	4.0	3	5	5	6	2
Moorefield, Joseph	2010	5.79	0-0	6-0	0	4.2	5	3	3	5	4
Moschella, Mike	1990,91	4.76	0-0	4-0	0	5.2	6	5	3	2	4
Moskos, Daniel	2005-07	3.25	10-13	81-10	16	149.2	148	63	54	67	147
Mottl, Ryan	1997-00	4.82	33-19	72-68	0	414.1	437	259	222	145	360
Mounce, Richard	2009	7.94	0-0	5-0	0	5.2	8	5	5	0	1
Murphy, Brett	2003	3.06	1-1	14-1	0	17.2	18	10	6	10	9
Murr, Jack	1974	2.71	4-4	11-11	0	63.0	49	26	19	41	33
Murray, Ken	1971	9.64	0-0	2-1	NA	4.2	6	5	5	3	4
Musselman, Ron	1976,77	2.64	20-5	31-29	0	228.1	176	84	67	95	185
Myers, Pete	1966,67	3.07	7-5	25-7	NA	85.0	76	36	29	30	68
Needham, Rick	1969	37.80	0-0	2-0	NA	1.2	4	8	7	5	0
O'Dell, Billy	1954	0.79	8-3	14-11	NA	91.1	56	26	8	35	111
Odle, Dennis	1971	3.06	1-1	5-3	NA	17.2	13	6	6	11	14
Olson, Dave	1961,62	5.63	6-6	21-11	NA	76.2	76	63	48	59	47
Owens, Randy	1973	3.24	1-0	9-2	0	33.1	24	17	12	25	18
Paradis, Mike	1997-99	5.42	11-3	41-29	0	171.0	169	124	103	104	164
Parker, Tim	1987,88,90	3.22	13-6	45-35	1	187.0	146	90	67	104	146
Parker, Bill	1965-67	2.59	18-3	37-29	NA	194.2	149	73	56	118	155
Parrish, Scott	1981,83,84	2.86	21-3	40-32	1	226.1	187	92	72	110	124
Parsons, Jeff	1997	7.71	2-0	20-4	2	37.1	46	34	32	24	44
Pasqualini, Charlie	1959-61	6.28	2-2	20-3	NA	38.2	42	32	27	20	20
Paulling, Bob	1983,84	5.40	0-0	5-0	0	6.2	10	4	4	2	1
Pawlowski, John	1983-85	3.88	21-12	54-30	5	241.1	224	143	104	107	155
Pawlowski, John A.	1989-91	4.08	6-2	34-13	0	88.1	84	50	40	67	87
Peele, Tim	1988-91	4.60	11-1	71-4	6	107.2	102	66	55	68	83
Penale, Joe	1970	0.00	0-0	1-0	NA	3.0	4	0	0	4	2
Phillips, Chad	1990-93	3.51	17-3	57-19	7	187.1	189	89	73	56	140
Pomeranz, Mike	1987,88	6.13	5-4	24-13	1	72.0	70	55	49	63	51
Porter, Chuck	1974-76	2.43	24-6	40-34	0	270.0	204	95	73	113	173
Powers, Scott	1984	0.00	0-0	1-0	0	1.0	2	0	0	1	0
Proto, Mike	1998-01	4.96	2-0	56-8	1	101.2	111	66	56	45	95
Qualters, Tommy	1975-78	4.00	12-1	36-9	9	117.0	116	66	52	34	82
Quintrell, Randy	1974-77	3.19	20-10	43-33	3	231.0	216	104	82	117	109
Reba, Steve	1999-02	4.11	33-11	78-45	2	319.1	316	171	146	124	263
Rhue, Mike	1998,00	3.52	0-0	9-0	0	7.2	10	7	3	6	4
Rice, Tim	1981-84	4.05	13-6	50-18	3	164.1	158	104	74	48	97
Richard, Steve	2006	4.30	0-1	21-0	4	23.0	29	12	11	9	14
Rohrbaugh, Robert	2003-05	3.96	12-9	65-29	2	202.1	210	102	89	76	153
Roller, Jimmy	1959-61	2.94	9-6	36-13	NA	156.0	137	67	51	37	93
Roper, Doug	1996,99	5.46	1-0	16-0	1	28.0	29	19	17	8	21
Rothlin, Trent	2008	9.69	1-0	7-3	0	13.0	14	15	14	11	6
Russell, Don	1969	0.00	0-0	2-0	NA	3.1	4	0	0	2	1
Santivasci, Jerome	1985,87-89	2.88	15-6	70-2	9	153.0	143	59	49	59	122
Sarratt, Justin	2007-10	5.37	6-5	62-12	1	112.1	139	81	67	27	71
Sauve, Jeff	1992-95	4.09	18-7	73-16	2	204.2	201	115	93	73	154
Saylors, Robby	1954	NA	NA-NA	1-1	NA	NA	NA	NA	NA	NA	NA
Schmidt, Jarrod	2000-02	4.17	18-3	37-30	0	174.2	181	96	81	85	130
Schmitt, Paul	1977-79	4.41	6-2	30-4	3	81.2	83	50	40	27	34
Schnabel, Brock	2007,08	18.00	1-1	6-0	0	5.0	8	10	10	2	4
Scott, Ray	1996,97	6.80	3-1	24-3	0	43.2	63	35	33	16	32
Seybt, Paul	1994	1.50	0-0	7-0	0	12.0	13	2	2	4	4



Randy Quintrell had a 20-10 record and a 3.19 ERA in 43 appearances (33 starts) from 1974-77.

Player	Year(s)	ERA	W-L	G-S	SV	IP	H	R	ER	BB	SO
Shealy, Don	1955-57	NA	4-NA	16-NA	NA	89.0	NA	NA	NA	NA	46
Shepard, David	1996	2.83	3-2	27-0	5	28.2	20	11	9	13	33
Sipp, Tony	2004	4.69	2-2	22-3	2	48.0	53	28	25	17	59
Smith, Dale	1963-65	3.66	9-6	30-12	NA	115.2	95	71	47	52	94
Snyder, Brian	1977-79	3.31	18-6	41-35	1	228.2	204	117	84	120	185
Sokohl, Jack	1969	27.00	0-1	3-2	NA	3.2	2	11	11	13	1
Spencer, Jeff	1978	6.00	0-0	1-0	1	3.0	2	2	2	0	1
Spire, Adam	1997,98	9.24	1-1	20-0	0	25.1	32	32	26	25	22
Sprouse, Dave	1959-61	3.73	5-6	23-9	NA	72.1	62	39	30	39	38
Stanley, John	1969	0.00	0-0	2-0	NA	3.0	1	0	0	1	3
Steele, Bill	1984-87	4.47	19-10	62-38	1	276.0	269	167	137	122	97
Stone, George	1984,85	3.38	16-9	31-28	0	208.0	205	108	78	56	150
Stoneburner, Graham	2008,09	4.59	13-9	36-21	1	135.1	148	82	69	40	123
Stowe, Harold	1957-59	2.32	24-13	49-31	NA	279.1	223	113	72	103	279
Sturgeon, Chris	1993	2.63	2-0	11-3	0	24.0	20	7	7	17	13
Sullivan, Mike	1977-79	2.65	20-3	36-31	0	203.2	169	82	60	78	153
Sutton, George	1966	3.00	2-0	2-2	NA	9.0	7	4	3	4	8
Taulbee, Andy	1992-94	3.16	27-8	63-39	4	279.1	265	133	98	73	235
Thrallkill, Josh	2007,09,10	5.49	0-0	16-1	0	19.2	23	13	12	1	18
Toth, Bill	1954-56	NA	NA-NA	15-1	NA	NA	NA	NA	NA	NA	NA
Trado, Bill	1956	NA	0-4	6-NA	NA	32.1	28	21	NA	NA	22
Trapp, Billy	1977-80	4.60	6-4	47-2	4	101.2	108	68	52	39	80
Tripp, David	1988-90	4.82	15-7	55-26	5	179.1	183	104	96	75	154
Trolia, Aaron	2003	8.87	0-1	18-1	0	23.1	38	27	23	9	24
Urrico, Anthony	2001	4.15	0-0	8-0	0	4.1	4	2	2	6	4
Van Volkenburg, Dave	1969-72	2.95	20-10	43-35	NA	222.2	193	104	73	98	195
Vaughn, Matt	2006-09	3.66	9-4	81-3	16	128.0	140	72	52	44	119
Vincent, Damon	1961-63	4.80	10-6	31-21	NA	148.0	127	95	79	117	148
Vining, Ken	1994-96	3.29	17-3	61-26	2	224.1	184	94	82	81	258
Waldrop, Kenny	1966	7.04	0-0	6-3	NA	15.1	13	12	12	15	9
Walker, Adam	2004	6.60	1-0	14-0	0	15.0	24	13	11	4	18
Watson, Charlie	1965-67	2.71	16-7	43-18	NA	186.0	136	70	56	79	186
Watson, Mark	1994,95	2.85	12-2	25-18	1	94.2	70	41	30	55	91
Weismann, Scott	2009,10	3.90	12-3	36-21	1	134.0	128	71	58	49	101
Welch, Scott	1986,87	8.15	1-0	19-0	2	35.1	46	33	32	16	20
Werner, Brian	1996,97	5.64	1-1	13-0	0	22.1	19	15	14	5	8
Whitaker, Oliver	1984-87	4.45	23-14	67-45	3	299.1	313	201	148	161	517
White, Matt	1996-98	5.39	9-4	41-18	1	137.0	157	107	82	72	114
Whitfield, Larry	1967	1.25	2-0	6-2	NA	21.2	15	3	3	8	8
Whitfield, Mike	1968-70	4.46	2-2	18-3	NA	42.1	44	27	21	15	21
Wiles, Lee	1982,83	4.50	7-4	36-10	3	84.0	86	53	42	57	55
Williams, Rodney	1993,95,96	4.23	2-1	44-0	0	55.1	56	31	26	26	44
Winchester, Scott	1993-95	1.70	13-5	87-0	34	132.2	89	37	25	47	122
Woessner, Dave	1977-79	3.53	11-6	47-2	14	104.2	105	53	41	44	60
Wolff, Billy	1982,84	8.44	0-1	11-0	1	10.2	13	11	10	5	7
Wrenn, David	1963,65	9.00	2-3	16-6	NA	40.0	53	46	40	43	37
Wyatt, Steve	1975,76	2.64	5-1	14-6	4	64.2	57	27	19	17	38
Zocchi, P.J.	2004-07	3.96	11-2	42-19	2	138.2	145	68	61	60	132
Zoltak, Matt	2007,08	6.04	5-3	37-4	0	50.2	58	37	34	27	38

ABCA Atlantic Region Coach-of-the-Year
 2010 - Jack Leggett

ACC Athlete-of-the-Year

1996 - Kris Benson, P

ACC Coach-of-the-Year

 1954 - Bob Smith
 1988 - Bill Wilhelm
 1991 - Bill Wilhelm
 1994 - Jack Leggett
 1995 - Jack Leggett
 2006 - Jack Leggett

ACC Player-of-the-Week

 1989 - Brian Barnes, P (5/8)
 Brian Barnes, P (5/22)
 1990 - Tim Parker, P (4/24)
 1991 - Jason Angel, P (4/29)
 Michael Spiers, OF (5/13)
 1992 - Keith Williams, OF (3/16)
 Kevin Northrup, OF (3/23)
 Joe Taylor, 2B (4/13)
 1993 - Billy McMillon, 1B (3/1)
 Jeff Morris, 2B (5/10)
 1994 - Andy Taulbee, P (2/14)
 Andy Taulbee, P (2/24)
 Scott Winchester, P (4/4)
 Mike Holtz, P (4/11)
 David Miller, 1B (4/18)
 Scott Winchester, P (5/2)
 Mike Hampton, 3B (5/16)
 Shane Monahan, OF (5/23)
 Ken Vining, P (5/23)
 1995 - David Miller, 1B (3/6)
 Jason Dawsey, P (3/13)
 Shane Monahan, OF (3/13)
 David Miller, 1B (4/4)
 Jason Dawsey, P (4/10)
 Jamie Eggleston, P (5/1)
 1996 - Kris Benson, P (2/26)
 Kris Benson, P (3/11)
 Kris Benson, P (3/25)
 Kris Benson, P (4/15)
 Kris Benson, P (4/29)
 Kris Benson, P (5/6)
 Billy Koch, P (5/6)
 1997 - Matthew LeCroy, C (2/24)
 1998 - Ryan Mottl, P (3/2)
 Patrick Boyd, OF (3/9)
 Matt Padgett, OF (4/6)
 Brian Ellis, C (4/20)
 Ryan Mottl, P (4/27)
 1999 - Jason Harris, 1B (4/12)
 Chris Heck, P (4/26)
 2000 - Scott Berney, P (2/28)
 Scott Berney, P (3/6)
 Ryan Mottl, P (4/10)
 Nick Glaser, P (4/17)
 Khalil Greene, 3B (5/8)
 2001 - Ryan Riley, 2B (2/26)
 Matt Henrie, P (3/19)
 Steve Reba, P (4/23)

 Matt Henrie, P (5/7)
 Steve Reba, P (5/14)
 Khalil Greene, SS (5/14)
 2002 - Jeff Baker, 3B (2/25)
 Michael Johnson, 1B (3/4)
 Khalil Greene, SS (3/18)
 Khalil Greene, SS (4/29)
 Khalil Greene, SS (5/6)
 2003 - Tyler Lumsden, P (3/3)
 Tyler Lumsden, P (3/10)
 Paul Harrelson, P (4/28)
 Michael Johnson, 1B (4/28)
 Garrick Evans, OF (5/19)
 Patrick Hogan, P (5/19)
 2004 - Brad McCann, 3B (3/1)
 Kris Harvey, P (4/5)
 Garrick Evans, OF (4/19)
 2005 - Kris Harvey, DH (3/21)
 Stephen Faris, P (4/18)
 Taylor Harbin, 2B (4/25)
 Josh Cribb, P (5/16)
 Josh Cribb, P (5/23)
 Kris Harvey, DH (5/23)
 2006 - Tyler Colvin, OF (3/27)
 Andy D'Alessio, 1B (4/3)
 Josh Cribb, P (4/10)
 Marquez Smith, 3B (5/1)
 Andy D'Alessio, 1B (5/15)
 Tyler Colvin, OF (5/22)
 2007 - Doug Hogan, C (4/30)
 Marquez Smith, 3B (5/7)
 Andy D'Alessio, 1B (5/14)
 2008 - Graham Stoneburner, P (3/24)
 Ryan Hinson, P (3/31)
 Kyle Parker, OF/INF (4/28)
 2009 - Justin Sarratt, P (4/6)
 Chris Dwyer, P (4/13)
 Kyle Parker, OF (4/13)
 Jeff Schaus, OF (4/27)
 2010 - Kyle Parker, OF (3/22)
 Kyle Parker, OF (5/10)
 Wilson Boyd, OF (5/24)

ACC Player-of-the-Year

 1973 - Craig White, OF
 1974 - Steve Cline, P
 1975 - Denny Walling, OF
 1976 - Chuck Porter, P
 1985 - Jim McCollom, 1B
 1986 - Chuck Baldwin, 1B
 1989 - Brian Barnes, P
 1990 - Brian Kowitz, OF
 1995 - Shane Monahan, OF
 1996 - Kris Benson, P
 2002 - Khalil Greene, SS

ACC Rookie-of-the-Year

 1995 - Matthew LeCroy, C
 1998 - Patrick Boyd, OF

ACC Tournament MVP


 1989 - Brian Barnes, P
 1991 - Michael Spiers, OF

 1993 - Jeff Morris, 2B
 1994 - Shane Monahan, OF
 2006 - Tyler Colvin, OF

All-ACC Tournament

 1987 - Chuck Baldwin, 2B
 Bert Heffernan, C
 1988 - Brian Kowitz, DH
 1989 - Brian Barnes, P
 Rusty Charpia, SS
 Brian Kowitz, OF
 Mike Milchin, 1B
 Henry Threadgill, 2B
 1990 - Brian Kowitz, OF
 Tim Rigsby, SS
 1991 - Jason Angel, P
 Jim Crowley, 2B
 Eric Macrina, DH
 Scott Miller, P
 Michael Spiers, OF
 1992 - Aaron Jersild, P
 Kevin Northrup, OF
 Joe Taylor, 2B
 1993 - Billy McMillon, OF
 Jeff Morris, 2B
 Andy Taulbee, P
 Keith Williams, OF
 1994 - Mike Hampton, 3B
 Shane Monahan, OF
 Ken Vining, P
 1995 - Gary Burnham, OF
 Paul Galloway, 3B
 Ken Vining, P
 1996 - Jason Embler, 1B
 Doug Livingston, 2B
 1997 - Gary Burnham, OF
 1999 - Patrick Boyd, OF
 Khalil Greene, 3B
 2000 - Jeff Baker, UT/DH
 Patrick Boyd, OF
 Khalil Greene, 3B
 Ryan Mottl, P
 2002 - Khalil Greene, SS
 Michael Johnson, 1B
 Steve Reba, P
 2004 - Brad McCann, 3B
 Travis Storrer, 2B
 2005 - Josh Cribb, P
 2006 - Brad Chalk, OF
 Sean Clark, P
 Tyler Colvin, OF
 Taylor Harbin, 2B
 D.J. Mitchell, OF
 Marquez Smith, 3B
 2007 - David Kopp, P
 2009 - Wilson Boyd, OF
 Casey Harman, P

All-Atlantic Region

 1954 - Doug Kingsmore, OF (1)
 Billy O'Dell, P (1)
 1958 - Harold Stowe, P (1)
 Fred DeBerry, 1B (2)

 Craig White was
 named ACC Player-
 of-the-Year in 1973.

 Bailey Hendley, OF (2)
 Bud Spiers, SS (2)
 1959 - Doug Hoffman, OF (1)
 Harold Stowe, P (1)
 1960 - Ty Cline, OF (1)
 Dave Lynn, C (1)
 1965 - Rusty Adkins, OF (1)
 Jack McCall, SS (1)
 1966 - Rusty Adkins, 2B (1)
 1967 - Rusty Adkins, 2B (1)
 Garry Helms, SS (3)
 1971 - Rusty Gerhardt, P (1)
 Craig White, OF (1)
 1973 - Craig White, OF (1)
 Lin Hamilton, C (2)
 Richard Haynes, 2B (2)
 1974 - Lin Hamilton, C (1)
 Smiley Sanders, OF (2)
 1975 - Denny Walling, CF (1)
 1976 - Chuck Porter, P (1)
 Kurt Siebert, SS (1)
 1977 - Dave Caldwell, OF (1)
 Bill Foley, C (1)
 1978 - Dave Buffamoyer, DH (1)
 Tony Masone, OF (1)
 Neil Simons, OF (1)
 Mike Sullivan, P (1)
 Billy Weems, OF (1)
 1979 - Dave Buffamoyer, C (1)
 Tony Masone, OF (1)
 Neil Simons, OF (1)

 Mike Sullivan, P (1)
 1980 - Mike Brown, P (1)
 Neil Simons, OF (1)
 Tim Teufel, 2B (1)
 1983 - Bob Paulling, 1B (1)
 1985 - Jim McCollom, 1B (1)
 1986 - Chuck Baldwin, 1B (1)
 1987 - Bill Spiers, SS (1)
 1989 - Brian Barnes, P (1)
 1990 - Brian Kowitz, OF (1)
 1991 - Jim Crowley, 2B (1)
 Eric Macrina, DH (1)
 Billy McMillon, OF (1)
 Joe DeBerry, DH (2)
 Eric Macrina, 1B (2)
 1992 - Kevin Northrup, OF (1)
 1993 - Jeff Morris, 2B (1)
 Keith Williams, OF (1)
 Billy McMillon, OF (2)
 Shane Monahan, 1B (2)
 1994 - Mike Hampton, 3B (1)
 Shane Monahan, OF (1)
 Andy Taulbee, P (2)
 1995 - Jason Dawsey, P (1)
 David Miller, 1B (1)
 Shane Monahan, OF (1)
 Scott Winchester, P (1)
 Gary Burnham, OF (2)
 Matthew LeCroy, C (2)
 1996 - Kris Benson, P (1)
 Matthew LeCroy, C (1)
 1997 - Matthew LeCroy, C (1)
 Gary Burnham, OF (2)
 1998 - Scott Clackum, P (1)
 Matt Padgett, OF (1)
 1999 - Patrick Boyd, OF (1)
 2000 - Jeff Baker, SS (3)
 2001 - Jeff Baker, 3B (1)
 Steve Reba, P (1)
 2002 - Khalil Greene, SS (1)
 Michael Johnson, 1B (1)
 Steve Reba, P (1)
 Jeff Baker, 3B (2)
 2003 - Michael Johnson, 1B (1)
 2005 - Kris Harvey, DH (1)
 Taylor Harbin, 2B (2)
 2006 - Tyler Colvin, OF (1)
 Josh Cribb, P (1)
 Andy D'Alessio, 1B (1)
 2010 - Kyle Parker, OF (1)

All-College World Series

 1959 - Harold Stowe, P
 1959 - Bailey Hendley, P/OF
 1959 - Doug Hoffman, OF
 1977 - Dave Caldwell, OF
 2002 - Michael Johnson, 1B
 2010 - John Hinson, 3B

 Along with being members
 of the 1996 USA Olympic
 team, Kris Benson (left),
 Matthew LeCroy (center),
 and Billy Koch (right) all
 earned ACC Player-of-the-
 Week honors at Clemson.


Bob Bradley Award (South Carolina Series MVP)


2001 - Jeff Baker, 3B
2002 - Michael Johnson, 1B
2003 - Michael Johnson, 1B
2004 - Herman Demmink, 2B
2005 - Tyler Colvin, OF
2006 - Daniel Moskos, P
2007 - Wilson Boyd, OF
2008 - Wilson Boyd, OF
2009 - Kyle Parker, OF
2010 - Chris Epps, OF

Clemson Athletic Hall of Fame Members

1973 - Frank Howard, HC
Billy O'Dell, P
1974 - Joe Landrum, P
1977 - Rusty Adkins, OF
Frank Gillespie, 1B
1978 - Ty Cline, OF
Ray Mathews, OF
1979 - Jess Neely, HC
Flint Rhem, P
Harold Stowe, P
1980 - Doug Hoffman, OF
Suzie Owens
1981 - John Heisman, HC
1982 - Rusty Gerhardt, P
1984 - Walter Cox, HC
Dick Hendley, C
1985 - Doug Kingsmore, OF
1988 - Bob Smith, HC
Craig White, OF
1991 - Dude Buchanan, 1B
1993 - Gene Moore, C
1994 - Bob Paulling, 1B
Dewey Quinn, 3B
1997 - Neil Simons, OF
1998 - Bill Spiers, SS
1999 - Jimmy Key, P
2002 - Bert Heffernan, C
2003 - Smiley Sanders, OF
2004 - Brian Barnes, P
2005 - Kris Benson, P
2007 - Khalil Greene, 3B/SS
2008 - Billy Wingo, 2B
Note: List only includes baseball players/coaches; year denotes year inducted.

Dedication Award (Strength Training)

1995 - Scott Winchester, P
1996 - Gary Burnham, OF
1997 - Gary Burnham, OF
1998 - Matt Padgett, OF



Chris Epps received the Bob Bradley Award as Clemson's MVP of the 2010 regular-season series against South Carolina.

1999 - Jason Harris, 1B
2000 - Brian Ellis, C
2001 - B.J. LaMura, P
2002 - Khalil Greene, SS
2003 - Herman Demmink, 2B
Kyle Frank, OF
2004 - Herman Demmink, 2B
2005 - Herman Demmink, 3B
2006 - Herman Demmink, 3B
2007 - Chris Fidyrych, P
2008 - Doug Hogan, C
2009 - Justin Sarratt, P
2010 - Tomas Cruz, P

Mitchell Award (Most Valuable Player)

1962 - Buddy Nixon, 1B
1963 - Dave Ellison, OF
1964 - Ben Marsella, 3B
1965 - Tommy Chapman, P
1966 - Ellis Dantzler, 1B
1967 - Rusty Adkins, 2B
1968 - Nelson Gibson, P
1969 - Craig White, OF

1970 - Rusty Gerhardt, P
1971 - Rusty Gerhardt, P
1972 - Rusty Gerhardt, P
1973 - Craig White, OF
1974 - Steve Cline, P
1975 - Denny Walling, OF
1976 - Chuck Porter, P
1977 - Bill Foley, C
1978 - Tony Masone, OF
1979 - David Buffamoyer, C
1980 - Tim Teufel, 2B
1981 - Greg Guin, 1B
1982 - Jimmy Key, P/DH
1983 - Bob Paulling, 1B
1984 - Chuck Baldwin, 2B
1985 - Jim McCollum, 1B
1986 - Chuck Baldwin, 1B
1987 - Steve Baucom, 3B
1988 - Jerry Brooks, 3B
1989 - Henry Threadgill, 2B
1990 - Brian Kowitz, OF
1991 - Todd Stefan, SS
1992 - Kevin Northrup, OF
1993 - Keith Williams, OF

1994 - Mike Hampton, 3B
1995 - David Miller, 1B
1996 - Kris Benson, P
Doug Livingston, 2B
1997 - Gary Burnham, OF
1998 - Matt Padgett, OF
1999 - Kurt Bultmann, 2B
2000 - Khalil Greene, 3B
2001 - Casey Stone, OF
2002 - Khalil Greene, SS
2003 - Michael Johnson, 1B
2004 - Brad McCann, 3B
2005 - Kris Harvey, DH/P
2006 - Tyler Colvin, OF
2007 - Doug Hogan, C
2008 - Doug Hogan, C
2009 - Ben Paulsen, 1B
2010 - Mike Freeman, 2B

National Player-of-the-Week

2002 - Khalil Greene, SS (3/18)
Jeff Baker, 3B (4/8)
Khalil Greene, SS (5/6)
2004 - Brad McCann, 3B (5/17)
2005 - Kris Harvey, DH/P (3/21)
2006 - Andy D'Alessio, 1B (4/3)
Marquez Smith, 3B (5/1)
Andy D'Alessio, 1B (5/15)
Tyler Colvin, OF (5/22)
2007 - Andy D'Alessio, 1B (5/14)
2008 - Doug Hogan, C (3/24)
Graham Stoneburner, P (3/24)
2009 - Chris Dwyer, P (4/14)
Jeff Schaus, OF (4/28)
2010 - Casey Harman, P (3/22)

National Player-of-the-Year ABCA

2002 - Khalil Greene, SS

Baseball America

1996 - Kris Benson, P
2002 - Khalil Greene, SS

Collegiate Baseball

1996 - Kris Benson, P
2002 - Khalil Greene, SS

Dick Howser Trophy

1996 - Kris Benson, P
2002 - Khalil Greene, SS

Golden Spikes Award

2002 - Khalil Greene, SS

Rotary Smith Award

1996 - Kris Benson, P
2002 - Khalil Greene, SS

Olympians

1988 - Mike Milchin, P
1996 - Kris Benson, P
Billy Koch, P
Matthew LeCroy, C

Pan American Games

1959 - Ty Cline, P/OF
1967 - John Curtis, P
1979 - Brian Snyder, P
1980 - Mike Brown, P
1987 - Bert Heffernan, C
Bill Spiers*, SS
1991 - Billy McMillan*, OF
1999 - Matthew LeCroy, C
* - invited but did not participate

Rawlings ACC Tourney Batting Champion

1989 - Henry Threadgill, 2B
1991 - Michael Spiers, OF
1992 - Ted Corbin, SS

Stowe Award

(Most Valuable Pitcher)

1984 - Scott Parrish
1985 - George Stone
1986 - Oliver Whitaker
1987 - Brian Barnes
1988 - Brian Barnes
1989 - Brian Barnes
1990 - Tim Parker
1991 - Mike Kimbrell
1992 - Paxton Briley
1993 - Chad Phillips
1994 - Andy Taulbee
1995 - Jason Dawsey
1996 - Kris Benson
1997 - Ryan Mottl
1998 - Scott Clackum
1999 - Mike Paradis
2000 - Ryan Mottl
2001 - Steve Reba
2002 - Matt Henrie
Steve Reba
2003 - Patrick Hogan
2004 - Patrick Hogan
2005 - Josh Cribb
2006 - Josh Cribb
2007 - Daniel Moskos
2008 - D.J. Mitchell
2009 - Casey Harman
2010 - Casey Harman

Tiger Baseball Award (Leadership)

1995 - Gary Burnham, OF
Paul Galloway, 3B
1996 - Paul Galloway, 3B
1997 - Jason Embler, 1B
1998 - Derek Borgert, C
1999 - Derek Borgert, C
2000 - Brian Holstad, INF/OF
2001 - Casey Stone, OF
2002 - Michael Johnson, 1B
2003 - Kyle Frank, OF
2004 - Russell Triplett, SS
2005 - Taylor Harbin, 2B
2006 - Brad Chalk, OF
2007 - Taylor Harbin, SS
2008 - Matt Vaughn, P
2009 - Matt Vaughn, P
2010 - Wilson Boyd, OF

World Championships

1997 - Ryan Mottl, P
1998 - Patrick Boyd, OF
Ryan Mottl, P
2000 - Jeff Baker, SS
Patrick Boyd, OF
2001 - Jeff Baker, 3B
2006 - Daniel Moskos, P
2007 - Tyler Colvin, OF
2009 - Brad Miller, INF
2010 - Brad Miller, INF

World University Games

1977 - Dave Caldwell, OF
Bill Foley, C

Brad Miller played for Team USA in the World Championships in the summer of 2009 and 2010.



KRIS BENSON



Benson's 1996 Accomplishments

- National Player-of-the-Year by Baseball America and Collegiate Baseball
- Dick Howser Trophy and Rotary Smith Award winner
- Had a 14-2 record, 2.02 ERA, and 204 strikeouts in 156.0 innings pitched over 19 starts
- #1 overall pick of the Major League draft
- Pitched for Team USA in the Olympics in Atlanta

1996

KHALIL GREENE



Greene's 2002 Accomplishments

- National Player-of-the-Year by ABCA, Baseball America, and Collegiate Baseball
- Dick Howser Trophy, Golden Spikes Award, and Rotary Smith Award winner
- Batted .470 with 93 runs, 134 hits, 33 doubles, one triple, 27 homers, 91 RBIs, and 17 steals in 71 games
- #13 overall pick of the Major League draft



2002

ABCA

Year	Player	Pos.	*T
1947	Joe Landrum	P	1
1954	Billy O'Dell	P	2
1959	Doug Hoffman	OF	1
1960	Ty Cline	OF	1
	Dave Lynn	C	3
1965	Rusty Adkins	OF	2
1966	Rusty Adkins	2B	3
1967	Rusty Adkins	2B	1
1971	Rusty Gerhardt	P	2
1975	Denny Walling	OF	1
1976	Kurt Seibert	SS	3
1977	Dave Caldwell	OF	3
1980	Tim Teufel	2B	1
1985	Jim McCollom	1B	3
1986	Chuck Baldwin	1B	2
1988	Bert Heffernan	C	1
1989	Brian Barnes	P	1
1991	Jim Crowley	2B	1
	Eric Macrina	DH	2
1992	Kevin Northrup	OF	2
1994	Shane Monahan	OF	1
	Mike Hampton	3B	2
1995	Scott Winchester	P	1
	David Miller	1B	2
	Shane Monahan	OF	2
	Jason Dawsey	P	3
1996	Kris Benson	P	1
	Matthew LeCroy	C	2
1997	Matthew LeCroy	C	2
2001	Jeff Baker	3B	2
	Steve Reba	P	3
2002	Khalil Greene	SS	1
	Michael Johnson	1B	2
	Steve Reba	P	3
2005	Kris Harvey	DH	1
2006	Tyler Colvin	OF	2
	Andy D'Alessio	1B	2
	Josh Cribb	P	3
2010	Kyle Parker	OF	3

Academic

Year	Player	Pos.	*T
1995	Paul Galloway	3B	1

Baseball America

Year	Player	Pos.	*T
1986	Chuck Baldwin	1B	2
1988	Brian Barnes	P	2
1989	Brian Barnes	P	1
1990	Brian Kowitz	OF	2
1991	Jason Angel	P	2
	Jim Crowley	2B	2

1992	Kevin Northrup	OF	2
1994	Shane Monahan	OF	1
	Mike Hampton	3B	2
1995	Shane Monahan	OF	2
	Scott Winchester	P	2
	David Miller	1B	3
1996	Kris Benson	P	1
	Ken Vining	P	3
1997	Matthew LeCroy	C	1
1999	Patrick Boyd	OF	2
2001	Jeff Baker	3B	1
2002	Jeff Baker	3B	1
	Khalil Greene	SS	1
2004	Brad McCann	3B	3
2005	Kris Harvey	DH	2
2006	Tyler Colvin	OF	1
	Andy D'Alessio	1B	3
2010	Kyle Parker	OF	2

College Baseball Foundation

Year	Player	Pos.	*T
2006	Andy D'Alessio	1B	1


Collegiate Baseball

Year	Player	Pos.	*T
1991	Eric Macrina	DH	3
1992	Kevin Northrup	OF	3
1994	Mike Hampton	3B	1
	Shane Monahan	OF	2
1995	Shane Monahan	OF	1
	Scott Winchester	P	1
	Jason Dawsey	P	2
	David Miller	1B	3
1996	Kris Benson	P	1
1997	Matthew LeCroy	C	2
1998	Scott Clackum	P	2
2001	Jeff Baker	3B	1
	Steve Reba	P	3
2002	Khalil Greene	SS	1
	Jeff Baker	3B	3
	Michael Johnson	1B	3
	Steve Reba	P	3
2005	Taylor Harbin	2B	2
2006	Josh Cribb	P	2
	Andy D'Alessio	1B	3

Freshman

Year	Player	Pos.
1991	Billy McMillon	OF
1993	Shane Monahan	1B
	Scott Winchester	P
1995	Matthew LeCroy	C
1997	Ryan Mottl	P
1998	Patrick Boyd	OF

Joe Landrum became Clemson's first All-American in baseball when ABCA named him a first-team All-American in 1947.



1999	Khalil Greene	3B
2000	Jeff Baker	SS
	Jarrod Schmidt	P
2003	Robert Rohrbaugh	P
2005	Brad Chalk	OF
	Taylor Harbin	2B
2008	Kyle Parker	OF/INF

NCBWA

Year	Player	Pos.	*T
1993	Billy McMillon	OF	1
	Chad Phillips	P	3
1994	Mike Hampton	3B	1
	Shane Monahan	OF	1
1995	Shane Monahan	OF	1
	David Miller	1B	2
	Gary Burnham	OF	3
	Jason Dawsey	P	3
1996	Kris Benson	P	1

Billy Koch	P	2
Matthew LeCroy	C	2
Ken Vining	P	3
Matthew LeCroy	C	1

1998	Ryan Mottl	P	3
1999	Kurt Bultmann	2B	2
	Patrick Boyd	OF	3
2000	Nick Glaser	P	3
2001	Jeff Baker	3B	2
	Casey Stone	OF	3
2002	Jeff Baker	3B	1
	Khalil Greene	SS	1
	Steve Reba	P	2
	Matt Henrie	P	3

2005	Kris Harvey	DH	3
2006	Tyler Colvin	OF	1
	Andy D'Alessio	1B	1
	Josh Cribb	P	3
2010	Kyle Parker	OF	2

Ping!Baseball

Year	Player	Pos.	*T
2010	Kyle Parker	OF	1

Sporting News

Year	Player	Pos.	*T
1975	Denny Walling	OF	1
1980	Tim Teufel	2B	1
1987	Bill Spiers	SS	1
1997	Matthew LeCroy	C	2
1998	Scott Clackum	P	3


Note: No team selected from 1991-96,02-10.


Sports Weekly

Year	Player	Pos.	*T
2002	Khalil Greene	SS	1

* - team

Tyler Colvin was a first-team All-American in 2006 when he led the Tigers to the College World Series.





Nick Glaser was a third-team All-American in 2000 when he had 15 saves.

Nick Glaser, P

Third-Team NCBWA, 2000

Year	G	GS	CG	SH	SV	IP	H	R	ER	ERA	SO	BB	W-L	Pct.
2000	33	0	0	0	15	40.1	38	16	11	2.45	40	29	0-2	.000
2001	18	3	0	0	1	41.1	45	20	18	3.92	44	10	4-3	.571
Totals	51	3	0	0	16	81.2	83	36	29	3.20	84	39	4-5	.444

Khalil Greene, 3B/SS

First-Team ABCA, 2002; First-Team Baseball America, 2002;

First-Team Collegiate Baseball, 2002; First-Team NCBWA, 2002; First-Team Sports Weekly, 2002

Year	GP-S	AB	R	H	2B	3B	HR	TB	RBI	SB	BB	SO	Avg.
1999	69-68	274	58	98	20	1	8	144	69	9-12	31	58	.358
2000	69-69	269	59	98	24	3	5	143	64	12-16	42	39	.364
2001	63-63	241	55	73	18	2	12	131	52	17-21	24	41	.303
2002	71-71	285	93	134	33	1	27	250	91	17-18	46	22	.470
Totals	272-271	1069	265	403	95	7	52	668	276	55-67	143	160	.377

Mike Hampton, 3B

First-Team Collegiate Baseball, 1994; First-Team NCBWA, 1994;

Second-Team ABCA, 1994; Second-Team Baseball America, 1994

Year	GP-S	AB	R	H	2B	3B	HR	TB	RBI	SB	BB	SO	Avg.
1993	46-31	130	29	33	13	2	3	59	22	3-5	13	29	.254
1994	75-75	287	84	109	21	4	11	171	70	39-47	47	43	.380
Totals	121-106	417	113	142	34	6	14	230	92	42-52	60	72	.341

Taylor Harbin, 2B

Second-Team Collegiate Baseball, 2005

Year	GP-S	AB	R	H	2B	3B	HR	TB	RBI	SB	BB	SO	Avg.
2005	66-66	274	64	94	28	4	10	160	63	4-7	12	25	.343
2006	64-64	254	54	81	20	2	9	132	47	13-14	15	21	.319
2007	64-63	253	42	75	19	1	11	129	62	14-18	14	20	.296
Totals	194-193	781	160	250	67	7	30	421	172	31-39	41	66	.320

Kris Harvey, DH

First-Team ABCA, 2005; Second-Team Baseball America, 2005; Third-Team NCBWA, 2005

Year	GP-S	AB	R	H	2B	3B	HR	TB	RBI	SB	BB	SO	Avg.
2003	25-13	29	8	8	1	0	2	15	11	0-0	2	4	.276
2004	61-59	209	38	70	16	0	8	110	41	4-8	15	31	.335
2005	65-65	249	61	85	11	0	25	171	70	1-2	16	44	.341
Totals	151-137	487	107	163	28	0	35	296	122	5-10	33	79	.335

Bert Heffernan, C

First-Team ABCA, 1988

Year	G	AB	R	H	2B	3B	HR	RBI	SB	BB	SO	Avg.
1985	65	245	60	85	13	2	9	49	9-13	45	38	.347
1986	61	242	64	80	17	3	8	58	11-15	55	22	.331
1987	65	242	68	81	15	3	4	41	13-19	45	32	.335
1988	68	264	93	89	18	6	6	47	21-24	62	27	.337
Totals	259	993	285	335	63	14	27	195	54-71	207	119	.337

Matt Henrie, P

Third-Team NCBWA, 2002

Year	G	GS	CG	SH	SV	IP	H	R	ER	ERA	SO	BB	W-L	Pct.
1999	5	0	0	0	0	3.1	6	5	5	13.50	1	6	0-0	----
2001	18	10	0	0	2	67.2	59	32	23	3.06	54	24	6-3	.667
2002	21	18	0	0	1	112.2	112	52	39	3.12	81	25	13-5	.722
Totals	44	28	0	0	3	183.2	177	89	67	3.28	136	55	19-8	.704

Doug Hoffman, OF

First-Team ABCA, 1959

Year	AB	R	H	2B	3B	HR	RBI	SB	BB	SO	Avg.
1957	60	11	9	3	1	2	6	2	14	17	.150
1958	114	23	27	2	2	2	16	4	9	27	.237
1959	105	31	33	3	5	4	25	11	33	22	.314
Totals	279	65	69	8	8	8	47	17	56	66	.247

Michael Johnson, 1B

Second-Team ABCA, 2002; Third-Team Collegiate Baseball, 2002

Year	GP-S	AB	R	H	2B	3B	HR	TB	RBI	SB	BB	SO	Avg.
2000	44-32	121	27	37	9	2	3	59	27	2-4	13	34	.306
2001	62-58	218	58	70	13	1	18	139	54	11-11	43	50	.321
2002	71-71	263	62	101	19	1	25	197	81	11-14	50	46	.384
2003	58-58	198	54	67	11	0	12	114	51	1-2	63	38	.338
Totals	235-219	800	201	275	52	4	58	509	213	25-31	169	168	.344

Billy Koch, P

Second-Team NCBWA, 1996

Year	G	GS	CG	SH	SV	IP	H	R	ER	ERA	SO	BB	W-L	Pct.
1994	16	14	1	0	0	78.0	72	57	40	4.62	75	34	4-2	.667
1995	16	14	0	0	0	87.0	70	45	36	3.72	111	37	7-2	.778
1996	19	16	2	0	1	111.2	73	46	39	3.14	152	60	10-5	.667
Totals	51	44	3	0	1	276.2	215	148	115	3.74	338	131	21-9	.700

Brian Kowitz, OF

Second-Team Baseball America, 1990

Year	G	AB	R	H	2B	3B	HR	RBI	SB	BB	SO	Avg.
1988	60	179	30	49	16	1	2	21	16-19	20	21	.274
1989	68	267	61	72	15	4	4	43	26-29	46	27	.270
1990	66	253	87	102	22	6	3	60	34-42	44	20	.403
Totals	194	699	178	223	53	11	9	124	76-90	110	68	.319

Joe Landrum, P

First-Team ABCA, 1947

Year	IP	H	R	ER	ERA	SO	BB	W-L	Pct.
1946	104.0	72	31	12	1.04	97	22	10-2	.833
1947	117.0	90	48	29	2.23	98	18	12-2	.857
Totals	221.0	162	79	41	2.18	195	40	22-4	.846

Matthew LeCroy, C

Second-Team ABCA, 1996; Second-Team NCBWA, 1996;

First-Team Baseball America, 1997; First-Team NCBWA, 1997; Second-Team ABCA, 1997;

Second-Team Collegiate Baseball, 1997; Second-Team Sporting News, 1997

Year	GP-S	AB	R	H	2B	3B	HR	TB	RBI	SB	BB	SO	Avg.
1995	68-68	255	55	85	18	0	15	148	72	0-4	34	57	.333
1996	67-67	244	61	77	18	0	14	137	57	3-4	44	35	.316
1997	64-64	237	62	85	12	1	24	171	79	5-7	53	34	.359
Totals	199-199	736	178	247	48	1	53	456	208	8-15	131	126	.336

Dave Lynn, C

Third-Team ABCA, 1960

Year	G	AB	R	H	2B	3B	HR	RBI	SB	BB	SO	Avg.
1959	1	2	1	1	0	0	1	2	0	1	0	.500
1960	22	89	21	32	3	2	8	31	1	8	10	.360
1961	22	72	20	24	4	0	6	21	1	22	13	.333
Totals	45	163	42	57	7	2	15	54	2	31	23	.350

Eric Macrina, DH

Second-Team ABCA, 1991; Third-Team Collegiate Baseball, 1991

Year	GP-S	AB	R	H	2B	3B	HR	TB	RBI	SB	BB	SO	Avg.
1988	25-11	46	8	8	3	0	3	20	6	1-1	8	10	.174
1989	54-39	152	35	40	8	4	6	74	33	3-5	18	42	.263
1990	53-50	189	38	64	11	1	18	131	69	1-2	24	44	.339
1991	69-68	260	67	87	18	1	24	179	84	3-4	37	69	.335
Totals	201-168	647	148	199	40	6	51	404	192	8-12	87	165	.308

Brad McCann, 3B


Third-Team Baseball America, 2004

Year	GP-S	AB	R	H	2B	3B	HR	TB	RBI	SB	BB	SO	Avg.
2003	60-60	251	44	87	21	1	9	137	67	2-4	12	43	.347
2004	63-63	253	64	96	20	0	16	164	65	6-10	36	43	.379
Totals	123-123	504	108	183	41	1	25	301	132	8-14	48	86	.363

Jim McCollom, 1B

Third-Team ABCA, 1985

Year	G	AB	R	H	2B	3B	HR	RBI	SB	BB	SO	Avg.
1982	56	186	41	50	9	2	11	37	1-2	26	30	.269
1983	51	190	50	66	15	4	9	51	5-6	25	26	.347
1984	55	203	53	71	13	2	11	54	7-7	32	25	.350
1985	64	251	59	98	19	4	21	76	7-11	33	23	.390
Totals	226	830	203	285	56	12	52	218	20-26	116	104	.343



Kyle Parker was a first-team All-American in 2010 when he totaled 20 homers and 64 RBIs.

Billy McMillon, OF/1B

First-Team NCBWA, 1993

Year	GP-S	AB	R	H	2B	3B	HR	TB	RBI	SB	BB	SO	Avg.
1991	65-54	202	75	79	26	4	10	143	48	12-17	41	21	.391
1992	32-31	113	34	42	8	3	4	68	27	6-11	21	22	.372
1993	57-57	212	64	80	21	1	5	118	30	11-17	47	30	.377
Totals	154-142	527	173	201	55	8	19	329	105	29-45	109	73	.381

David Miller, 1B/OF

Second-Team ABCA, 1995; Second-Team NCBWA, 1995;

Third-Team Collegiate Baseball, 1995; Third-Team Collegiate Baseball, 1995

Year	GP-GS	AB	R	H	2B	3B	HR	TB	RBI	SB	BB	SO	Avg.
1993	44-18	85	12	23	3	1	0	28	12	1-1	4	11	.271
1994	71-71	288	52	90	13	4	1	114	59	23-31	36	31	.313
1995	68-68	271	79	103	14	10	9	164	78	27-32	44	36	.380
Totals	183-157	644	143	216	30	15	10	306	149	51-64	84	78	.335

Shane Monahan, OF

First-Team ABCA, 1994; First-Team Baseball America, 1994; First-Team NCBWA, 1994;

Second-Team Collegiate Baseball, 1994; First-Team Collegiate Baseball, 1995;

First-Team NCBWA, 1995; Second-Team ABCA, 1995; Second-Team Baseball America, 1995

Year	GP-S	AB	R	H	2B	3B	HR	TB	RBI	SB	BB	SO	Avg.
1993	65-65	253	56	94	15	7	9	150	64	17-21	20	49	.372
1994	75-75	330	97	137	23	9	11	211	53	23-31	36	33	.415
1995	67-67	273	82	106	22	5	12	174	52	21-28	44	37	.388
Totals	207-207	856	235	337	60	21	32	535	169	61-80	100	119	.394

Ryan Mottl, P

Third-Team NCBWA, 1998

Year	G	GS	CG	SH	SV	IP	H	R	ER	ERA	SO	BB	W-L	Pct.
1997	16	16	2	0	0	106.2	113	63	56	4.73	99	33	10-3	.769
1998	16	16	1	0	0	101.0	101	62	54	4.81	96	31	9-4	.692
1999	19	17	1	0	0	99.2	120	82	68	6.14	84	53	4-8	.333
2000	21	19	2	1	0	107.0	103	52	44	3.70	81	28	10-4	.714
Totals	72	68	6	1	0	414.1	437	259	222	4.82	360	145	33-19	.635

Kevin Northrup, OF

Second-Team ABCA, 1992; Second-Team Baseball America, 1992;

Third-Team Collegiate Baseball, 1992

Year	GP-S	AB	R	H	2B	3B	HR	TB	RBI	SB	BB	SO	Avg.
1989	35-14	66	12	14	2	0	1	20	5	3-5	16	19	.212
1990	53-46	173	35	53	10	0	7	84	33	12-12	15	28	.306
1991	67-66	254	72	89	20	9	5	142	48	21-22	31	32	.350
1992	64-64	249	67	95	23	2	9	149	64	47-55	51	31	.382
Totals	219-190	742	186	251	55	11	22	395	150	83-94	113	110	.338

Billy O'Dell, P

Second-Team ABCA, 1954

Year	G	GS	CG	IP	H	R	ER	ERA	BB	SO	W-L	Pct.
1952	10	7	4	56.0	48	36	18	2.89	16	81	5-2	.714
1953	11	8	6	72.1	25	22	11	1.36	32	108	6-3	.667
1954	14	11	9	91.1	56	26	8	0.79	35	111	8-3	.727
Totals	35	26	19	219.2	129	84	37	1.51	83	300	19-8	.704

Kyle Parker, OF/1B

First-Team Ping!Baseball, 2010; Second-Team Baseball America, 2010;

Second-Team NCBWA, 2010; Third-Team ABCA, 2010

Year	GP-S	AB	R	H	2B	3B	HR	TB	RBI	SB	BB	SO	Avg.
2008	57-55	211	44	64	12	0	14	118	50	2-3	32	48	.303
2009	63-60	231	48	59	7	0	12	102	52	6-6	29	52	.255
2010	67-67	247	85	85	15	1	20	162	64	4-6	56	60	.344
Totals	187-182	689	177	208	34	1	46	382	166	12-15	117	160	.302

Chad Phillips, P/OF

Third-Team NCBWA, 1993

Year	G	GS	CG	SH	SV	IP	H	R	ER	ERA	SO	BB	W-L	Pct.
1990	15	0	0	0	2	25.0	24	13	11	3.96	17	5	1-0	1.000
1991	13	3	0	0	2	37.2	40	23	16	3.82	25	16	1-0	1.000
1992	13	1	0	0	3	34.0	32	18	16	4.24	29	11	3-1	.750
1993	16	15	1	0	0	90.2	93	35	30	2.98	69	24	12-2	.857
Totals	57	19	1	0	7	187.1	189	89	73	3.51	140	56	17-3	.850

Year	GP-S	AB	R	H	2B	3B	HR	TB	RBI	SB	BB	SO	Avg.
1990	38-9	44	6	13	5	0	0	18	4	1-1	8	4	.295
1991	45-12	63	15	25	3	0	1	31	14	3-4	11	3	.397
1992	43-40	153	25	44	8	3	2	64	25	6-7	8	25	.288
1993	42-21	42	5	12	3	0	1	18	5	0-0	1	5	.286
Totals	168-82	302	51	94	19	3	4	131	48	10-12	28	37	.311

Steve Reba, P

Third-Team ABCA, 2001; Third-Team Collegiate Baseball, 2001; Second-Team NCBWA, 2002;

Third-Team ABCA, 2002; Third-Team Collegiate Baseball, 2002

Year	G	GS	CG	SH	SV	IP	H	R	ER	ERA	SO	BB	W-L	Pct.
1999	21	7	0	0	0	56.2	78	49	47	7.46	45	34	5-4	.555
2000	19	2	0	0	2	42.0	33	16	13	2.79	33	15	3-0	1.000
2001	18	17	2	1	0	108.0	84	39	31	2.58	103	31	12-3	.800
2002	20	19	1	0	0	112.2	121	67	55	4.39	82	44	13-4	.765
Totals	78	45	3	1	2	319.1	316	171	146	4.11	263	124	33-11	.750

Kurt Seibert, SS

Third-Team ABCA, 1976

Year	G	AB	R	H	2B	3B	HR	RBI	SB	BB	SO	Avg.
1974	28	95	22	30	3	2	0	13	4	17	9	.316
1975	43	153	48	49	8	2	0	13	21	39	17	.320
1976	44	160	43	55	5	2	2	13	13	50	12	.344
Totals	115	408	113	134	16	6	2	39	38	106	38	.328

Bill Spiers, SS

First-Team Sporting News, 1987

Year	G	AB	R	H	2B	3B	HR	RBI	SB	BB	SO	Avg.
1985	47	171	31	65	10	1	0	22	9	9	10	.380
1986	62	258	73	83	11	5	12	53	35	35	40	.322
1987	64	252	65	73	13	11	5	44	16	31	26	.290
Totals	173	681	169	221	34	17	17	119	60	75	76	.325

Casey Stone, OF

Third-Team NCBWA, 2001

Year	GP-S	AB	R	H	2B	3B	HR	TB	RBI	SB	BB	SO	Avg.
1998	45-15	86	18	23	3	1	0	28	14	2-2	8	12	.267
1999	49-24	104	22	25	4	0	0	29	17	7-9	18	9	.240
2000	69-69	272	65	97	11	3	1	117	51	25-30	23	15	.357
2001	62-62	274	63	103	17	2	2	130	49	25-30	13	10	.376
Totals	225-170	736	168	248	35	6	3	304	131	59-71	62	46	.337

Tim Teufel, 2B

First-Team Sporting News, 1980

Year	G	AB	R	H	2B	3B	HR	RBI	SB	BB	SO	Avg.
1979	55	197	58	69	14	3	13	50	13	29	32	.350
1980	46	168	44	65	16	1	11	66	13	43	14	.387
Totals	101	365	102	134	30	4	24	116	26	72	46	.367

Ken Vining, P

Third-Team Baseball America, 1996; Third-Team NCBWA, 1996

Year	G	GS	CG	SH	SV	IP	H	R	ER	ERA	SO	BB	W-L	Pct.
1994	20	1	0	0	0	40.1	39	22	18	4.02	45	18	3-0	1.000
1995	22	9	0	0	2	69.0	53	29	26	3.39	78	25	4-0	1.000
1996	19	16	3	2	0	115.0	92	43	38	2.97	135	38	10-3	.769
Totals	61	26	3	2	2	224.1	184	94	82	3.29	258	81	17-3	.850

Denny Walling, OF

First-Team Sporting News, 1975

Year	G	AB	R	H	2B	3B	HR	RBI	SB	BB	SO	Avg.
1975	38	140	46	59	9	3	13	60	11	31	12	.421

Scott Winchester, P

Year	Player, Pos.	Team
1954	Roy Coker, UT	1
	Doug Kingsmore, OF	1
	Wyman Morris, 3B	1
	Billy O'Dell, P	1
	Bobby Morris, C	2
1955	Bill Barnett, OF	2
1958	Harold Stowe, P	1
	Bailey Hendley, OF	2
	Bud Spiers, SS	2
1959	Doug Hoffman, OF	1
	Larry Bagwell, UT	2
	Fred DeBerry, 1B	2
	Bailey Hendley, OF	2
	Harold Stowe, P	2
1960	Ty Cline, OF	1
	Bailey Hendley, UT	1
	Dave Lynn, C	1
1961	Elmo Lam, SS	2
	Dave Lynn, C	2
1962	Gene Harbeson, C	1
	Johnny Jones, OF	1
	Joey Taylor, OF	1
	Elmo Lam, SS	2
	Nicky Lomax, OF	2
1963	Pete Ayoub, 2B	1
	Mike Bohonak, OF	1
	Dave Ellisor, 3B	1
	Johnny Jones, OF	1
	Elmo Lam, SS	1
	Gene Harbeson, C	2
	Damon Vincent, P	2
1964	Ben Marsella, 3B	1
	Tommy Chapman, P	2
	Buddy Nixon, 1B	2
	George Sutton, OF	2
1965	Rusty Adkins, OF	1
	Tommy Chapman, P	1
	Lawton Cowart, 3B	1
	Jack McCall, SS	1
1966	Rusty Adkins, 2B	1
	Lawton Cowart, 3B	1
	Jack McCall, SS	1
	George Sutton, OF	1
	Eddie Barbary, C	2
	Charlie Watson, P	2
1967	Rusty Adkins, 2B	1
	Garry Helms, SS	1
	Bill Parmer, P	2
1968	Randy Bray, SS	2
	John Curtis, P	2
1969	Randy Bray, SS	2
	Rusty Gerhardt, P	2
	Don Russell, 3B	2
	Craig White, OF	2
1970	Rusty Gerhardt, P	1
	Randy Bray, 2B	2
	Eddie Holland, C	2
	Craig White, OF	2
1971	Rusty Gerhardt, P	1
	Johnny Severs, OF	1
	Craig White, OF	1



Dave Buffamoyer was one of six Tigers named to the All-ACC team in 1979.

1972	Rusty Gerhardt, P	1	Steve Tucker, OF	1
	Calvin Weeks, OF	1	Gary Fahrney, 1B	2
	Kenny Bagwell, 2B	2	Ron Musselman, P	2
	Lin Hamilton, C	2	1977 Robert Bonnette, SS	1
	Smiley Sanders, OF	2	Dave Caldwell, OF	1
1973	Lindsay Graham, P	1	Bill Foley, C	1
	Lin Hamilton, C	1	Ron Musselman, P	1
	Richard Haynes, 2B	1	Neil Simons, OF	1
	Smiley Sanders, OF	1	Bill Wingo, 2B	1
	Craig White, OF	1	1978 Robert Bonnette, SS	1
	Steve Cline, P	2	Neil Simons, OF	1
1974	Steve Cline, P	1	Mike Brown, P	2
	Lin Hamilton, C	1	Steve Nilsson, 1B	2
	Mike Pulaski, OF	1	Pete Peltz, 3B	2
	Smiley Sanders, OF	1	Billy Weems, OF	2
	Richard Haynes, 2B	2	1979 Robbie Allen, SS	1
1975	Kurt Seibert, SS	1	Tony Masone, OF	1
	Denny Walling, OF	1	Neil Simons, OF	1
	Bill Wingo, 2B	1	Mike Sullivan, P	1
	Pat Fitzsimmons, 3B	2	Robert Bonnette, 3B	2
	Steve Tucker, OF	2	Dave Buffamoyer, DH	2
1976	Dave Caldwell, OF	1	1980 Mike Brown, P	1
	Bill Foley, C	1	Neil Simons, OF	1
	Chuck Porter, P	1	Tim Teufel, 2B	1
	Kurt Seibert, SS	1	Robbie Allen, SS	2

1981	Mike Mahoney, OF	1	1995	Jason Dawsey, P	1
	Glenn Gallagher, OF	2		David Miller, 1B	1
	Craig Roberson, 3B	2		Shane Monahan, OF	1
1982	Jeff Gilbert, P	1		Scott Winchester, P	1
	Jimmy Key, DH	1		Paul Galloway, 3B	2
	Jimmy Key, P	1	1996	Kris Benson, P	1
	Steve Van Dyke, C	2		Matthew LeCroy, C	1
1983	Bob Paulling, 1B	1		Gary Burnham, OF	2
	Ricky Hester, OF	2		Paul Galloway, 3B	2
	Jim McCollom, DH	2	1997	Matthew LeCroy, C	1
	Frank Russ, 2B	2		Ryan Mottl, P	1
	Brooks Shumake, OF	2		Gary Burnham, OF	2
1984	Jim McCollom, DH	1		Jason Embler, 1B	2
	Brooks Shumake, OF	1	1998	Kurt Bultmann, 2B	1
	Bob Paulling, 1B	2		Scott Clackum, P	1
	Scott Powers, SS	2		Matt Padgett, OF	1
1985	Jim McCollom, 1B	1		Patrick Boyd, OF	2
	John Jay, DH	2		Jason Harris, 1B	2
1986	Chuck Baldwin, 1B	1		Ryan Mottl, P	2
	Randy Mazey, OF	1	1999	Patrick Boyd, OF	1
	Steve Baucom, 3B	2		Jason Harris, 1B	2
	Bert Heffernan, C	2		Mike Paradis, P	2
1987	Steve Baucom, 3B	1		Nick Glaser, RP	2
	Bert Heffernan, C	1		Khalil Greene, 3B	2
	Randy Mazey, OF	1		Jarrod Schmidt, SP	2
	Bill Spiers, SS	1	2001	Jeff Baker, 3B	1
	Henry Threadgill, 2B	2		Khalil Greene, SS	1
1988	Brian Barnes, P	1		Steve Reba, P	1
	Rusty Charpia, SS	1		Jarrod Schmidt, DH	1
	Bert Heffernan, C	1		Ryan Riley, 2B	2
	Jerry Brooks, 3B	2		Casey Stone, OF	2
	Mike Couture, DH	2	2002	Khalil Greene, SS	1
	Randy Mazey, OF	2		Michael Johnson, 1B	1
	Mike Milchin, 1B	2		Steve Reba, SP	1
	Henry Threadgill, 2B	2		Jeff Baker, 3B	2
1989	Brian Barnes, P	1		Matt Henrie, SP	2
	Henry Threadgill, 2B	1		Russell Triplett, UT	2
	Mike Couture, C	2	2003	Michael Johnson, 1B	1
	Jim Crowley, 3B	2		Brad McCann, 3B	2
	Brian Kowitz, OF	2		David Slevin, 2B	2
	Mike Milchin, 1B	2		Russell Triplett, SS	2
1990	Brian Kowitz, OF	1	2004	Kris Harvey, DH/UT	1
	Jim Crowley, 3B	2		Patrick Hogan, RP	2
	Joe DeBerry, DH	2		Brad McCann, 3B	2
	Eric Macrina, UT	2		Lou Santangelo, C	2
	Tim Rigsby, SS	2	2005	Taylor Harbin, 2B	1
1991	Jason Angel, P	1		Kris Harvey, DH	1
	Jim Crowley, 2B	1		Stephen Faris, SP	2
	Eric Macrina, 1B	1	2006	Josh Cribb, SP	1
	Billy McMillon, OF	1		Andy D'Alessio, 1B	1
	Todd Stefan, SS	1		Jason Berken, SP	2
	Kevin Northrup, OF	2		Tyler Colvin, OF	2
	Michael Spiers, OF	2	2007	Marquez Smith, 3B	1
1992	Kevin Northrup, OF	1		Brad Chalk, OF	2
	Ted Corbin, SS	2		Taylor Harbin, SS	2
	Keith Williams, OF	2		Daniel Moskos, SP	2
1993	Billy McMillon, OF	1	2008	D.J. Mitchell, SP	1
	Keith Williams, OF	1		Kyle Parker, DH/UT	1
	Jeff Morris, 2B	2	2009	Jeff Schaus, OF	1
1994	Mike Hampton, 3B	1	2010	Kyle Parker, OF	1
	Shane Monahan, OF	1		Mike Freeman, 2B	2
	Scott Winchester, P	2		Jeff Schaus, OF	2

Mike Freeman was an All-ACC selection at second base in 2010 when he scored 68 runs.



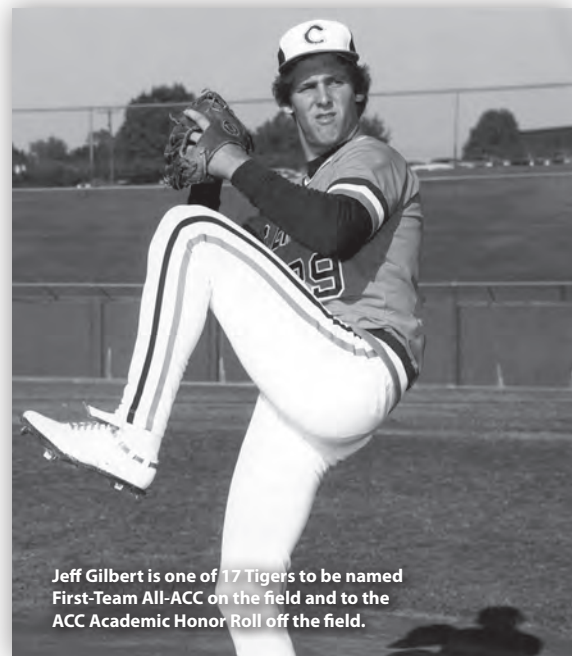
1957	Carol Brown	Sam Gambrell
	Harold Lingerfelt	
1959	Clayton Lowder	
1960	David Sprouse	
1961	David Sprouse	
1962	Damon Vincent	
1963	Greg Casey	
	Elmo Lam	
	Damon Vincent	
	David Wrenn	
1965	David Wrenn	
1966	John Dinneen	
	Jack McCall	
	Pete Myers	
1967	Bill Bonekat	
	John Dinneen	
	Bob Lowell	
	Pete Myers	
	Bill Parmer	
	Keith Waters	
	Charlie Watson	
1968	Bill Bonekat	
	Nelson Gibson	
1969	Bill Bonekat	
	Dave Monjot	
1971	Lindsay Graham	
1972	Pat Fitzsimmons	
	Pete Hendricks	
1973	Pat Fitzsimmons	
	Charlie Ing	
	Randy Quintell	
	Pete Sampson	
1974	Terry Armstrong	
	Charlie Ing	
	Randy Quintrell	
	Pete Sampson	
1975	Chuck Porter	
	Randy Quintrell	
1976	David Beasley	
	Steve Nilsson	
	Chuck Porter	
	Randy Quintrell	
1977	Steve Nilsson	
	Randy Quintrell	
	Billy Trapp	
1978	Alan Hoover	
	Steve Nilsson	
1979	Alan Armour	
	Jody Burtttram	
	Doug Gray	
	Billy Trapp	
1980	Greg Guin	
	Neil Simons	
	Billy Trapp	
1981	Alan Armour	
	Jody Burtttram	
	Jeff Gilbert	
	Mike Mahoney	
1982	Jeff Gilbert	
	Frank Russ	
	Craig Roberson	
1983	Jeff Gilbert	
	Tom Mallon	
	Craig Roberson	

All-ACC Academic Selections

2006	Brad Chalk	2009	Justin Sarratt
	Sean Clark		Graham Stoneburner
	Josh Cribb		Mike Freeman
	Herman Demmink		Jason Stolz
	Ben Hall		Graham Stoneburner
2007	Taylor Harbin	2010	Matt Vaughn
	David Kopp		Kevin Brady
	Alex Lee		Mike Freeman
	Daniel Moskos		David Haselden
2008	Matt Vaughn		Brad Miller
	Mike Freeman		Richie Shaffer
	Alex Lee		

1984	Derek Spears George Stone Oliver Whitaker	Mike Eydenberg Paul Galloway Jeff Keppen
1985	Burke Fairey Jeff Kerr Bill Spiers	1995 Andy Taulbee Eric DeMoura Jamie Eggleston
1986	George Stone Jeff Frazier	Paul Galloway Scott Winchester 1996 Derek Borgert
1987	Doug Marchal Doug Marchal Randy Mazey	Eric DeMoura Paul Galloway Brian Holstad Bryan Schroeder Rodney Williams
	Tim Parker Bill Spiers Oliver Whitaker	1997 Brian Adams Darren Adams Derek Borgert Eric DeMoura Jeff Kane
1988	Brian Kowitz Randy Mazey Tim Parker Jerome Santivaschi	Matthew LeCroy Ryan Mottl Mike Paradis Bryan Schroeder Brian Werner
1989	Alan Botkin Jerome Santivaschi	1998 Darren Adams Derek Borgert Mike Calitri Donovan Harrison
1990	Fred Daniels Brian Kowitz Tim Parker Michael Spiers	Justin Singleton Derek Borgert Mike Calitri Jesse Douglass Brian Ellis
	David Tripp Jim Anderson Fred Daniels Jeff Miller Jeff Morris	1999 Mike Paradis Grant Redding Doug Roper Justin Singleton Henri Stanley Jeff Vessell
1992	Michael Spiers Fred Daniels Jamie Eggleston Billy McMillon Scott Melzer Jeff Miller Jeff Morris	2000 Chad Bendinelli Khalil Greene Paul Harrelson Matt Henrie Brian Holstad B.J. LaMura Spencer Lindsay Mike Proto
	Andy Taulbee Eric DeMoura Jamie Eggleston	Jarrod Schmidt

2001	Justin Singleton
	Henri Stanley
	Casey Stone
	Jeff Baker
	Chad Coder
	Nick Glaser
	Khalil Greene
	Ryan Hub
	Steven Jackson
	Michael Johnson
	Ryan Klosterman
	B.J. LaMura
2002	Mike Proto
	Jon Smith
	Casey Stone
	Jeff Baker
	Chad Coder
	Josh Cribb
	Jess Easterling
	Kyle Frank
	Zane Green
	Khalil Greene
	Paul Harrelson
	Ryan Hub
2003	Steven Jackson
	Michael Johnson
	Ryan Klosterman
	B.J. LaMura
	Gene Pierce
	Daniel Pritchard
	Jarrold Schmidt
	Josh Cribb
	Herman Demmin
	Jess Easterling
	Kyle Frank
	Zane Green
2004	Paul Harrelson
	Jeff Hourigan
	Ryan Hub
	John Ingram
	Steven Jackson
	Collin Mahoney
	Gene Pierce
	Jason Berken
	Josh Cribb
	Andy D'Alessio
	Herman Demmin
	Stephen Faris
2005	Doug Hogan
	Patrick Hogan
	Ryan Hub
	John Ingram
	Tyler Lumsden
	Collin Mahoney
	Brad McCann
	Gene Pierce
	Robert Rohrbaugh
	Travis Storrer
	P.J. Zocchi
	Andy Andrade, Jr.
2006	Brad Chalk
	Sean Clark
	Josh Cribb
	Andy D'Alessio
	Stephen Faris
	Jesse Ferguson
	Chris Fidrych
	Drew Fiorenza
	Ben Hall
	Taylor Harbin
	Kris Harvey
	Chris Howard
2007	David Kopp
	Tanner Leggett
	Alex Martin
	Gene Pierce
	Daniel Pritchard
	Robert Rohrbaugh
	Chris Allen
	William Bond
	Brad Chalk
	Sean Clark
	Josh Cribb
	Herman Demmin
2008	Stephen Faris
	Chris Fidrych
	Drew Fiorenza
	Ben Hall
	Taylor Harbin
	Doug Hogan
	Justin Singleton
	Henri Stanley
	Casey Stone
	Jeff Baker
	Chad Coder
	Nick Glaser
2009	Khalil Greene
	Ryan Hub
	Steven Jackson
	Michael Johnson
	Ryan Klosterman
	B.J. LaMura
	Mike Proto
	Jon Smith
	Casey Stone
	Jeff Baker
	Chad Coder
	Josh Cribb
2010	Jess Easterling
	Kyle Frank
	Zane Green
	Khalil Greene
	Paul Harrelson
	Jeff Hourigan
	Ryan Hub
	John Ingram
	Steven Jackson
	Collin Mahoney
	Gene Pierce
	Jason Berken
2011	Josh Cribb
	Andy D'Alessio
	Herman Demmin
	Stephen Faris
	Doug Hogan
	Patrick Hogan
	Ryan Hub
	John Ingram
	Tyler Lumsden
	Collin Mahoney
	Brad McCann
	Gene Pierce
2012	Robert Rohrbaugh
	Travis Storrer
	P.J. Zocchi
	Andy Andrade, Jr.
	Brad Chalk
	Sean Clark
	Josh Cribb
	Andy D'Alessio
	Stephen Faris
	Jesse Ferguson
	Chris Fidrych
	Drew Fiorenza
2013	Ben Hall
	Taylor Harbin
	Kris Harvey
	Chris Howard
	David Kopp
	Tanner Leggett
	Alex Martin
	Gene Pierce
	Daniel Pritchard
	Robert Rohrbaugh
	Chris Allen
	William Bond
2014	Brad Chalk
	Sean Clark
	Josh Cribb
	Herman Demmin
	Stephen Faris
	Chris Fidrych
	Drew Fiorenza
	Ben Hall
	Taylor Harbin
	Doug Hogan
	Justin Singleton
	Henri Stanley
2015	Casey Stone
	Jeff Baker
	Chad Coder
	Nick Glaser
	Khalil Greene
	Ryan Hub
	Steven Jackson
	Michael Johnson
	Ryan Klosterman
	B.J. LaMura
	Mike Proto
	Jon Smith
2016	Casey Stone
	Jeff Baker
	Chad Coder
	Josh Cribb
	Jess Easterling
	Kyle Frank
	Zane Green
	Khalil Greene
	Paul Harrelson
	Jeff Hourigan
	Ryan Hub
	John Ingram
2017	Steven Jackson
	Michael Johnson
	Ryan Klosterman
	B.J. LaMura
	Gene Pierce
	Daniel Pritchard
	Jarrold Schmidt
	Josh Cribb
	Herman Demmin
	Jess Easterling
	Kyle Frank
	Zane Green
2018	Paul Harrelson
	Jeff Hourigan
	Ryan Hub
	John Ingram
	Steven Jackson
	Collin Mahoney
	Gene Pierce
	Jason Berken
	Josh Cribb
	Andy D'Alessio
	Herman Demmin
	Stephen Faris
2019	Doug Hogan
	Patrick Hogan
	Ryan Hub
	John Ingram
	Tyler Lumsden
	Collin Mahoney
	Brad McCann
	Gene Pierce
	Robert Rohrbaugh
	Travis Storrer
	P.J. Zocchi
	Andy Andrade, Jr.
2020	Brad Chalk
	Sean Clark
	Josh Cribb
	Andy D'Alessio
	Stephen Faris
	Jesse Ferguson
	Chris Fidrych
	Drew Fiorenza
	Ben Hall
	Taylor Harbin
	Kris Harvey
	Chris Howard
2021	David Kopp
	Tanner Leggett
	Alex Martin
	Gene Pierce
	Daniel Pritchard
	Robert Rohrbaugh
	Chris Allen
	William Bond
	Brad Chalk
	Sean Clark
	Josh Cribb
	Herman Demmin
2022	Stephen Faris
	Chris Fidrych
	Drew Fiorenza
	Ben Hall
	Taylor Harbin
	Doug Hogan
	Justin Singleton
	Henri Stanley
	Casey Stone
	Jeff Baker
	Chad Coder
	Nick Glaser
2023	Khalil Greene
	Ryan Hub
	Steven Jackson
	Michael Johnson
	Ryan Klosterman
	B.J. LaMura
	Mike Proto
	Jon Smith
	Casey Stone
	Jeff Baker
	Chad Coder
	Josh Cribb
2024	Jess Easterling
	Kyle Frank
	Zane Green
	Khalil Greene
	Paul Harrelson
	Jeff Hourigan
	Ryan Hub
	John Ingram
	Steven Jackson
	Collin Mahoney
	Gene Pierce
	Jason Berken
2025	Josh Cribb
	Andy D'Alessio
	Herman Demmin
	Stephen Faris
	Doug Hogan
	Patrick Hogan
	Ryan Hub
	John Ingram
	Tyler Lumsden
	Collin Mahoney
	Brad McCann
	Gene Pierce
2026	Robert Rohrbaugh
	Travis Storrer
	P.J. Zocchi
	Andy Andrade, Jr.
	Brad Chalk
	Sean Clark
	Josh Cribb
	Andy D'Alessio
	Stephen Faris
	Jesse Ferguson
	Chris Fidrych
	Drew Fiorenza
2027	Ben Hall
	Taylor Harbin
	Kris Harvey
	Chris Howard
	David Kopp
	Tanner Leggett
	Alex Martin
	Gene Pierce
	Daniel Pritchard
	Robert Rohrbaugh
	Chris Allen
	William Bond
2028	Brad Chalk
	Sean Clark
	Josh Cribb
	Herman Demmin
	Stephen Faris
	Chris Fidrych
	Drew Fiorenza
	Ben Hall
	Taylor Harbin
	Doug Hogan
	Justin Singleton
	Henri Stanley
2029	Casey Stone
	Jeff Baker
	Chad Coder
	Nick Glaser
	Khalil Greene
	Ryan Hub
	Steven Jackson
	Michael Johnson
	Ryan Klosterman
	B.J. LaMura
	Mike Proto
	Jon Smith
2030	Casey Stone
	Jeff Baker
	Chad Coder
	Josh Cribb
	Jess Easterling
	Kyle Frank
	Zane Green
	Khalil Greene
	Paul Harrelson
	Jeff Hourigan
	Ryan Hub
	John Ingram
2031	Steven Jackson
	Michael Johnson
	Ryan Klosterman
	B.J. LaMura
	Gene Pierce
	Daniel Pritchard
	Jarrold Schmidt
	Josh Cribb
	Herman Demmin
	Jess Easterling
	Kyle Frank
	Zane Green
2032	Paul Harrelson
	Jeff Hourigan
	Ryan Hub
	John Ingram
	Steven Jackson
	Collin Mahoney
	Gene Pierce
	Jason Berken
	Josh Cribb
	Andy D'Alessio
	Herman Demmin
	Stephen Faris
2033	Doug Hogan
	Patrick Hogan
	Ryan Hub
	John Ingram
	Tyler Lumsden
	Collin Mahoney
	Brad McCann
	Gene Pierce
	Robert Rohrbaugh
	Travis Storrer
	P.J. Zocchi
	Andy Andrade, Jr.
2034	Brad Chalk
	Sean Clark
	Josh Cribb
	Andy D'Alessio
	Stephen Faris
	Jesse Ferguson
	Chris Fidrych
	Drew Fiorenza
	Ben Hall
	Taylor Harbin
	Kris Harvey
	Chris Howard
2035	David Kopp
	Tanner Leggett
	Alex Martin
	Gene Pierce
	Daniel Pritchard
	Robert Rohrbaugh
	Chris Allen
	William Bond
	Brad Chalk
	Sean Clark
	Josh Cribb
	Herman Demmin
2036	Stephen Faris
	Chris Fidrych
	Drew Fiorenza
	Ben Hall
	Taylor Harbin
	Doug Hogan
	Justin Singleton
	Henri Stanley
	Casey Stone
	Jeff Baker
	Chad Coder
	Nick Glaser
2037	Khalil Greene
	Ryan Hub
	Steven Jackson
	Michael Johnson
	Ryan Klosterman
	B.J. LaMura
	Mike Proto
	Jon Smith
	Casey Stone
	Jeff Baker
	Chad Coder
	Josh Cribb
2038	Jess Easterling
	Kyle Frank
	Zane Green
	Khalil Greene
	Paul Harrelson
	Jeff Hourigan
	Ryan Hub
	John Ingram
	Steven Jackson
	Collin Mahoney
	Gene Pierce
	Jason Berken
2039	Josh Cribb
	Andy D'Alessio
	Herman Demmin
	Stephen Faris
	Doug Hogan
	Patrick Hogan
	Ryan Hub
	John Ingram
	Tyler Lumsden
	Collin Mahoney
	Brad McCann
	Gene Pierce
2040	Robert Rohrbaugh
	Travis Storrer
	P.J. Zocchi
	Andy Andrade, Jr.
	Brad Chalk
	Sean Clark
	Josh Cribb
	Andy D'Alessio
	Stephen Faris
	Jesse Ferguson
	Chris Fidrych
	Drew Fiorenza
2041	Ben Hall
	Taylor Harbin
	Kris Harvey
	Chris Howard
	David Kopp
	Tanner Leggett
	Alex Martin
	Gene Pierce
	Daniel Pritchard
	Robert Rohrbaugh
	Chris Allen
	William Bond
2042	Brad Chalk
	Sean Clark
	Josh Cribb
	Herman Demmin
	Stephen Faris
	Chris Fidrych
	Drew Fiorenza
	Ben Hall
	Taylor Harbin
	Doug Hogan
	Justin Singleton
	Henri Stanley
2043	Casey Stone
	Jeff Baker
	Chad Coder
	Nick Glaser
	Khalil Greene
	Ryan Hub
	Steven Jackson
	Michael Johnson
	Ryan Klosterman
	B.J. LaMura
	Mike Proto
	Jon Smith
2044	Casey Stone
	Jeff Baker
	Chad Coder
	Josh Cribb
	Jess Easterling
	Kyle Frank
	Zane Green
	Khalil Greene
	Paul Harrelson
	Jeff Hourigan
	Ryan Hub
	John Ingram
2045	Steven Jackson
	Michael Johnson
	Ryan Klosterman
	B.J. LaMura
	Gene Pierce
	Daniel Pritchard
	Jarrold Schmidt
	Josh Cribb
	Herman Demmin
	Jess Easterling
	Kyle Frank
	Zane Green
2046	Paul Harrelson
	Jeff Hourigan
	Ryan Hub
	John Ingram
	Steven Jackson
	Collin Mahoney
	Gene Pierce
	Jason Berken
	Josh Cribb
	Andy D'Alessio
	Herman Demmin
	Stephen Faris
2047	Doug Hogan
	Patrick Hogan
	Ryan Hub
	John Ingram
	Tyler Lumsden
	Collin Mahoney
	Brad McCann
	Gene Pierce
	Robert Rohrbaugh
	Travis Storrer
	P.J. Zocchi
	Andy Andrade, Jr.
2048	Brad Chalk
	Sean Clark
	Josh Cribb
	Andy D'Alessio
	Stephen Faris
	Jesse Ferguson
	Chris Fidrych
	Drew Fiorenza
	Ben Hall
	Taylor Harbin
	Kris Harvey
	Chris Howard
2049	David Kopp
	Tanner Leggett
	Alex Martin
	Gene Pierce
	Daniel Pritchard
	Robert Rohrbaugh
	Chris Allen
	William Bond
	Brad Chalk
	Sean Clark
	Josh Cribb
	Herman Demmin
2050	Stephen Faris
	Chris Fidrych
	Drew Fiorenza
	Ben Hall
	Taylor Harbin
	Doug Hogan
	Justin Singleton
	Henri Stanley
	Casey Stone
	Jeff Baker
	Chad Coder
	Nick Glaser
2051	Khalil Greene
	Ryan Hub
	Steven Jackson
	Michael Johnson
	Ryan Klosterman
	B.J. LaMura
	Mike Proto
	Jon Smith
	Casey Stone
	Jeff Baker
	Chad Coder
	Josh Cribb
2052	Jess Easterling
	Kyle Frank
	Zane Green
	Khalil Greene
	Paul Harrelson
	Jeff Hourigan
	Ryan Hub
	John Ingram
	Steven Jackson
	Collin Mahoney
	Gene Pierce
	Jason Berken
2053	Josh Cribb
	Andy D'Alessio
	Herman Demmin
	Stephen Faris
	Doug Hogan
	Patrick Hogan
	Ryan Hub
	John Ingram
	Tyler Lumsden
	Collin Mahoney
	Brad McCann
	Gene Pierce
2054	Robert Rohrbaugh
	Travis Storrer
	P.J. Zocchi
	Andy Andrade, Jr.
	Brad Chalk
	Sean Clark
	Josh Cribb
	Andy D'Alessio
	Stephen Faris
	Jesse Ferguson
	Chris Fidrych
	Drew Fiorenza
2055	Ben Hall
	Taylor Harbin
	Kris Harvey
	Chris Howard
	David Kopp
	Tanner Leggett
	Alex Martin
	Gene Pierce
	Daniel Pritchard
	Robert Rohrbaugh
	Chris Allen
	William Bond
2056	Brad Chalk
	Sean Clark
	Josh Cribb
	Herman Demmin
	Stephen Faris
	Chris Fidrych
	Drew Fiorenza
	Ben Hall
	Taylor Harbin
	Doug Hogan
	Justin Singleton
	Henri Stanley
2057	Casey Stone
	Jeff Baker
	Chad Coder
	Nick Glaser
	Khalil Greene
	Ryan Hub
	Steven Jackson
	Michael Johnson
	Ryan Klosterman
	B.J. LaMura
	Mike Proto
	Jon Smith
2058	Casey Stone
	Jeff Baker
	Chad Coder
	Josh Cribb
	Jess Easterling
	Kyle Frank
	Zane Green
	Khalil Greene
	Paul Harrelson
	Jeff Hourigan
	Ryan Hub
	John Ingram
2059	Steven Jackson
	Michael Johnson
	Ryan Klosterman
	B.J. LaMura
	Gene Pierce
	Daniel Pritchard
	Jarrold Schmidt
	Josh Cribb
	Herman Demmin
	Jess Easterling
	Kyle Frank
	Zane Green
2060	Paul Harrelson
	Jeff Hourigan
	Ryan Hub
	John Ingram
	Steven Jackson
	Collin Mahoney
	Gene Pierce
	Jason Berken
	Josh Cribb
	Andy D'Alessio
	Herman Demmin
	Stephen Faris
2061	Doug Hogan
	Patrick Hogan
	Ryan Hub
	John Ingram
	Tyler Lumsden
	Collin Mahoney
	Brad McCann
	Gene Pierce
	Robert Rohrbaugh
	Travis Storrer
	P.J. Zocchi
	Andy Andrade, Jr.
2062	Brad Chalk
	Sean Clark
	Josh Cribb
	Andy D'Alessio
	Stephen Faris
	Jesse Ferguson
	Chris Fidrych
	Drew Fiorenza
	Ben Hall
	Taylor Harbin
	Kris Harvey
	Chris Howard
2063	David Kopp
	Tanner Leggett
	Alex Martin
	Gene Pierce
	Daniel Pritchard
	Robert Rohrbaugh
	Chris Allen
	William Bond
	Brad Chalk
	Sean Clark
	Josh Cribb
	Herman Demmin
2064	Stephen Faris
	Chris Fidrych
	Drew Fiorenza
	Ben Hall
	Taylor Harbin
	Doug Hogan
	Justin Singleton
	Henri Stanley
	Casey Stone
	Jeff Baker
	Chad Coder
	Nick Glaser
2065	Khalil Greene
	Ryan Hub
	Steven Jackson
	Michael Johnson
	Ryan Klosterman
	B.J. LaMura
	Mike Proto
	Jon Smith
	Casey Stone
	Jeff Baker
	Chad Coder
	Josh Cribb
2066	Jess Easterling
	Kyle Frank
	Zane Green
	Khalil Greene
	Paul Harrelson
	Jeff Hourigan
	Ryan Hub
	John Ingram
	Steven Jackson
	Collin Mahoney
	Gene Pierce
	Jason Berken
2067	Josh Cribb
	Andy D'Alessio
	Herman Demmin
	Stephen Faris
	Doug Hogan
	Patrick Hogan
	Ryan Hub
	John Ingram
	Tyler Lumsden
	Collin Mahoney
	Brad McCann
	Gene Pierce
2068	Robert Rohrbaugh
	Travis Storrer
	P.J. Zocchi
	Andy Andrade, Jr.
	Brad Chalk
	Sean Clark
	Josh Cribb
	Andy D'Alessio
	Stephen Faris
	Jesse Ferguson
	Chris Fidrych
	Drew Fiorenza
2069	Ben Hall
	Taylor Harbin
	Kris Harvey
	Chris Howard
	David Kopp
	Tanner Leggett
	Alex Martin
	Gene Pierce
	Daniel Pritchard
	Robert Rohrbaugh
	Chris Allen
	William Bond
2070	Brad Chalk
	Sean Clark
	Josh Cribb
	Herman Demmin
	Stephen Faris
	Chris Fidrych
	Drew Fiorenza
	Ben Hall
	Taylor Harbin
	Doug Hogan
	Justin Singleton
	Henri Stanley
2071	Casey Stone
	Jeff Baker
	Chad Coder
	Nick Glaser
	Khalil Greene
	Ryan Hub
	Steven Jackson
	Michael Johnson
	Ryan Klosterman
	B.J. LaMura
	Mike Proto
	Jon Smith
2072	Casey Stone
	Jeff Baker
	Chad Coder
	Josh Cribb
	Jess Easterling
	Kyle Frank
	Zane Green
	Khalil Greene
	Paul Harrelson
	Jeff Hourigan
	Ryan Hub
	John Ingram
2073	Steven Jackson
	Michael Johnson
	Ryan Klosterman
	B.J. LaMura
	Gene Pierce
	Daniel Pritchard
	Jarrold Schmidt
	Josh Cribb
	Herman Demmin
	Jess Easterling
	Kyle Frank
	Zane Green
2074	Paul Harrelson
	Jeff Hourigan
	Ryan Hub
	John Ingram
	Steven Jackson
	Collin Mahoney
	Gene Pierce
	Jason Berken
	Josh Cribb
	Andy D'Alessio
	Herman Demmin
	Stephen Faris
2075	Doug Hogan
	Patrick Hogan
	Ryan Hub
	John Ingram
	Tyler Lumsden
	Collin Mahoney
	Brad McCann
	Gene Pierce
	Robert Rohrbaugh
	Travis Storrer
	P.J. Zocchi
	Andy Andrade, Jr.
2076	Brad Chalk
	Sean Clark
	Josh Cribb
	Andy D'Alessio
	Stephen Faris
	Jesse Ferguson
	Chris Fidrych
	Drew Fiorenza
	Ben Hall
	Taylor Harbin
	Kris Harvey
	Chris Howard
2077	David Kopp
	Tanner Leggett
	Alex Martin
	Gene Pierce
	Daniel Pritchard
	Robert Rohrbaugh
	Chris Allen
	William Bond
	Brad Chalk
	Sean Clark
	Josh Cribb
	Herman Demmin
2078	Stephen Faris
	Chris Fidrych
	Drew Fiorenza
	Ben Hall
	Taylor Harbin
	Doug Hogan
	Justin Singleton
	Henri Stanley
	Casey Stone
	Jeff Baker
	Chad Coder
	Nick Glaser
2079	Khalil Greene
	Ryan Hub
	Steven Jackson
	Michael Johnson
	Ryan Klosterman
	B.J. LaMura
	Mike Proto
	Jon Smith
	Casey Stone
	Jeff Baker
	Chad Coder
	Josh Cribb
2080	Jess Easterling
	Kyle Frank
	Zane Green



Jeff Gilbert is one of 17 Tigers to be named First-Team All-ACC on the field and to the ACC Academic Honor Roll off the field.

Five-Time Recipients

Josh Cribb.....2002-06

Four-Time Recipients

Randy Quintrell	1974-77
Paul Galloway	1993-96
Eric DeMoura.....	1994-97
Derek Borgert	1996-99
Ryan Hub	2001-04
Gene Pierce.....	2002-05
Matt Vaughn.....	2006-09
Justin Sarratt	2007-10

Three-Time Recipients

Bill Bonekat.....	1967-69
Billy Trapp.....	1977,79,80
Jeff Gilbert.....	1981-83
George Stone.....	1984-86
Tim Parker.....	1987,88,90
Fred Daniels.....	1990-92
Jeff Morris.....	1991-93
Andy Taulbee.....	1992-94
Justin Singleton.....	1998-00
Khalil Greene.....	2000-02
B.J. LaMura.....	2000-02
Paul Harrelson.....	2000,02,03
Steven Jackson.....	2001-03
Herman Demmink.....	2003,04,06
Stephen Farris.....	2004-06
Doug Hogen.....	2004,06,08
Brad Chalk.....	2005-07
Chris Fidyryh.....	2005-07
Taylor Harbin.....	2005-07
William Bond.....	2006-08
Graham Stoneburner.....	2007-09
Adam Ward.....	2007-09
Mike Freeman.....	2008-10

First-Team All-ACC on the Field & ACC Academic Honor Roll off the Field

Elmo Lam.....	1963
Jack McCall.....	1966
Chuck Porter.....	1976
Neil Simons.....	1980
Mike Mahoney.....	1981
Jeff Gilbert.....	1982
Randy Maze.....	1987
Bill Spiers.....	1987
Brian Kowitz.....	1990
Scott Winchester.....	1995
Matthew LeCroy.....	1997
Jeff Baker.....	2001
Khalil Greene.....	2001,02
Michael Johnson.....	2002
Taylor Harbin.....	2005
Kris Harvey.....	2005
Josh Cribb.....	2006



Wilson Boyd (far left), Justin Sarratt (center left), Josh Thraikill (center right), and Mike Freeman (far right), who all graduated in May of 2010, were all members of the ACC Academic Honor Roll during their careers.

Year	Team/Player	Category	Figure	Rk
1958	Harold Stowe	Appearances	21	1
	Harold Stowe	Innings Pitched	126.2	1
	Harold Stowe	Strikeouts	126	1
	Harold Stowe	Wins	14	1
1959	Clemson	ERA	2.47	9
	Harold Stowe	Appearances	19	2
	Harold Stowe	K/9 IP	10.8	12
1960	Clemson	Batting Average	.290	24
	Dave Lynn	HR/Game	0.36	5
	Dave Lynn	Slugging %	.708	15
1962	Clemson	HR/Game	1.6	1
	Clemson	Slugging %	.508	3
	Clemson	Batting Average	.313	4
	Clemson	Fielding %	.957	9
	Johnny Jones	Slugging %	.732	8
	Johnny Jones	Batting Average	.439	10
1963	Clemson	Batting Average	.282	25
1964	Clemson	Fielding %	.954	20
1965	Clemson	Batting Average	.290	14
	Rusty Adkins	Batting Average	.444	5
	Jack McCall	HR/Game	0.28	8
	Jack McCall	Slugging %	.670	16
	Rusty Adkins	Slugging %	.659	21
1966	Clemson	HR/Game	1.28	1
	Clemson	R/Game	9.1	1
	Clemson	Slugging %	.502	1
	Clemson	Batting Average	.321	2
1967	Clemson	Fielding %	.958	16
	George Sutton	HR/Game	0.38	3
	Jack McCall	2B/Game	0.41	4
	George Sutton	RBI/Game	1.34	6
	Rusty Adkins	3B/Game	0.21	10
1971	Lawton Cowart	HR/Game	0.28	10
	Lawton Cowart	RBI/Game	1.10	13
	Clemson	Fielding %	.962	8
1975	Clemson	ERA	2.16	22
	Bill Parmer	ERA	1.14	13
	Bill Parmer	Wins	9	18
1977	Rusty Gerhardt	Wins	11	12
1979	Clemson	ERA	2.47	14
	Clemson	Fielding %	.961	17
	Denny Walling	RBI/Game	1.58	1
	Denny Walling	Slugging %	.807	2
1981	Denny Walling	HR/Game	0.34	4
	Denny Walling	Batting Average	.421	10
	Clemson	Fielding %	.967	8
1983	Chuck Porter	Wins	12	9
	David Caldwell	3B/Game	0.16	12
	Clemson	Fielding %	.967	9
1985	Clemson	R/Game	7.8	13
	Brian Snyder	ERA	1.19	2
	Ron Musselman	Wins	12	6
1987	Bill Foley	HR/Game	0.27	15
	Clemson	R/Game	8.3	10
	Tim Teufel	RBI/Game	1.43	11
1989	Greg Guin	2B/Game	0.37	14
	Clemson	2B/Game	2.19	4
	Clemson	ERA	3.48	13
1991	Clemson	ERA	2.99	6
	Clemson	2B/Game	1.96	7
	Clemson	DP/Game	1.11	8
1993	Clemson	ERA	3.79	11
	Bill Spiers	3B/Game	0.17	10
	Clemson	2B/Game	2.35	8
1995	Clemson	SB/Game	2.76	9
	Clemson	ERA	3.23	13
	Brian Barnes	Strikeouts	208	1
1997	Brian Barnes	K/9 IP	12.8	2
	Brian Barnes	Wins	16	4
	John Pawlowski	ERA	1.96	19
1999	Clemson	R/Game	7.94	13
	Brian Kowitz	R/Game	1.32	2
	Eric Macrina	RBI/Game	1.30	6
2001	Eric Macrina	HR/Game	0.34	10
	Joe DeBerry	RBI/Game	1.17	20
	Clemson	R/Game	9.97	1
2003	Clemson	Winning %	.857	1
	Clemson	Wins	60	1
	Clemson	2B/Game	2.70	2
2005	Clemson	HR/Game	1.59	2
	Clemson	Slugging %	.571	5
	Clemson	Batting Average	.341	7
2007	Clemson	3B/Game	0.47	22
	Jason Angel	Wins	14	4
	Eric Macrina	HR/Game	0.35	16
2009	Billy McMillon	2B/Game	0.40	21
	Jason Angel	ERA	2.33	24
	Clemson	ERA	2.86	5
2011	Clemson	Winning %	.781	5



The 1996 Tigers led the nation with a 3.03 ERA.

	Clemson	SB/Game	2.05	23
	Paxton Briley	ERA	1.69	5
	Kevin Northrup	SB/Game	0.73	10
1993	Clemson	2B/Game	2.20	13
	Clemson	3B/Game	0.45	21
	Chad Phillips	Wins	12	9
	Scott Winchester	Saves	10	13
	Keith Williams	RBI/Game	1.22	21
1994	Clemson	Wins	57	1
	Clemson	Winning %	.760	5
	Clemson	ERA	3.46	21
	Shane Monahan	Hits	137	1
	Shane Monahan	Runs	97	1
	Andy Taulbee	Wins	12	14
	Shane Monahan	R/Game	1.29	15
	Shane Monahan	Batting Average	.415	21
1995	Clemson	Wins	54	2
	Clemson	Winning %	.794	3
	Clemson	ERA	3.14	6
	Clemson	DP/Game	1.16	7
	Clemson	R/Game	8.38	10
	Clemson	Slugging %	.495	17
	Clemson	3B/Game	0.46	24
	Billy Koch	K/9 IP	11.5	5
	Scott Winchester	Saves	14	6
	David Miller	3B/Game	0.15	10
	Gary Burnham	2B/Game	0.41	23
	1996	Clemson	ERA	3.03
Clemson		Wins	51	4
Clemson		Winning %	.750	11
Clemson		Fielding %	.965	27
Billy Koch		K/9 IP	12.3	3
Kris Benson		Wins	14	T-4
Kris Benson		ERA	2.02	5
Kris Benson		K/9 IP	11.8	5
Ken Vining		K/9 IP	10.6	21
1997		Clemson	HR/Game	1.48
	Kurt Bultmann	2B/Game	0.52	4
	Matthew LeCroy	HR/Game	0.38	25
1998	Clemson	Winning %	.729	13
	Clemson	Fielding %	.965	20
	Clemson	ERA	4.27	21
	Scott Clackum	Saves	9	T-14
1999	Clemson	2B/Game	2.45	15
	Clemson	R/Game	8.87	17
	Clemson	DP/Game	1.09	23
	Jason Harris	BB/Game	0.93	T-24
	Henri Stanley	BB/Game	0.93	T-24
	2000	Clemson	Winning %	.739
Clemson		Fielding %	.969	13
Clemson		ERA	3.99	19
Clemson		3B/Game	0.41	21
Nick Glaser		Saves	15	T-6
Ryan Riley		3B/Game	0.13	T-11
Casey Stone		K/AB	1/18.1	18
2001		Clemson	HR/Game	1.35
	Clemson	Fielding %	.968	19
	Casey Stone	K/AB	1/27.4	2
	Jeff Baker	HR/Game	0.38	T-7
	Steve Reba	Winning %	.800	19
	Jeff Baker	RBI/Game	1.25	T-25
2002	Clemson	Winning %	.761	9
	Clemson	Fielding %	.971	9

	Clemson	HR/Game	1.58	11
	Clemson	Slugging %	.533	12
	Clemson	Batting Average	.324	21
	Clemson	R/Game	8.2	22
	Clemson	DP/Game	1.10	24
	Khalil Greene	Slugging %	.877	2
	Khalil Greene	Batting Average	.470	3
	Matt Henrie	Wins	13	T-4
	Steve Reba	Wins	13	T-4
	Khalil Greene	2B/Game	0.46	7
	Khalil Greene	R/Game	1.31	9
	Khalil Greene	HR/Game	0.38	11
	Jeff Baker	HR/Game	0.37	15
	Michael Johnson	HR/Game	0.35	20
	Khalil Greene	RBI/Game	1.28	22
	Jeff Baker	RBI/Game	1.28	23
	Michael Johnson	Slugging %	.749	24
2003	Clemson	DP/Game	1.11	7
	Michael Johnson	BB/Game	63	2
2004	Clemson	2B/Game	2.29	T-17
	Patrick Hogan	Saves	10	T-21
2005	Clemson	HR/Game	1.15	22
	Kris Harvey	HR/Game	0.38	6
	Taylor Harbin	2B/Game	0.42	13
	Brad Chalk	SH/Game	0.23	24
2006	Clemson	Winning %	.768	4
	Clemson	ERA	3.26	6
	Clemson	K/9 IP	8.0	17
	Clemson	HR/Game	1.16	19
	Clemson	Fielding %	.972	22
	Brad Chalk	SH/Game	0.31	6
	Andy D'Alessio	HR/Game	0.33	T-16
	Andy D'Alessio	RBI/Game	1.23	21
2007	Clemson	K/9 IP	8.3	12
	Clemson	ERA	3.73	25
	Andy D'Alessio	Home Runs	17	T-23
2008	Matt Vaughn	Saves	11	T-18
	D.J. Mitchell	Strikeouts	106	T-22
2009	Clemson	ERA	3.68	5
	Clemson	Double Plays	69	T-7
	Clemson	Walks	312	9
	Clemson	H/9 IP	8.62	11
	Clemson	K/9 IP	8.30	25
	Brad Miller	Walks	53	T-11
	Ben Paulsen	Hits	95	T-22
2010	Clemson	Double Plays	81	2
	Clemson	Walks	375	3
	Clemson	Runs	600	5
	Clemson	Sacrifice Flies	42	T-5
	Clemson	DP/Game	1.16	6
	Clemson	Hits	764	8
	Clemson	Home Runs	93	T-15
	Clemson	R/Game	8.6	19
	Clemson	Stolen Bases	106	T-25
	Jeff Schaus	RBI	87	4
	Kyle Parker	Runs	85	5
	Kyle Parker	Walks	56	T-15
	Mike Freeman	Hits	99	T-19
	Kyle Parker	R/Game	1.27	22
	Brad Miller	Walks	50	T-23
	Mike Freeman	Sacrifice Flies	7	T-25
	Kyle Parker	Home Runs	20	T-25

Note: **Bold** denotes led the nation.

Clemson • Overall

Rk	Date	Opponent	Inning	Runs
1.	3-21-1998	Maryland	3	19
2.	4-7-1979	at N.C. State	9	18
3.	4-23-1999	Georgia Tech	4	16
4.	3-14-1998	Maine ⁽²⁾	6	14
5.	3-30-1954	Washington & Lee	3	13
6.	4-2-1952	Davidson	4	12
	3-31-1974	Duke	4	12
	3-20-1978	Duke	5	12
	3-10-1987	Marshall	1	12
	2-28-1998	North Carolina-Wilmington	3	12
	3-14-1998	Maine ⁽¹⁾	5	12
	3-26-2002	Coastal Carolina	5	12
	6-02-2002	East Carolina	6	12
	4-10-2005	Duke	8	12

Clemson • Inning 1

Rk	Date	Opponent	Runs
1.	3-10-1987	Marshall	12
2.	3-27-1986	Maryland	11
3.	4-18-1961	South Carolina	10
	4-8-1970	at Belmont Abbey	10
	3-30-2002	Maryland	10

Clemson • Inning 2

Rk	Date	Opponent	Runs
1.	5-3-2004	Florida State	11
2.	5-22-1980	East Tennessee State	10

Clemson • Inning 3

Rk	Date	Opponent	Runs
1.	3-21-1998	Maryland	19
2.	3-30-1954	Washington & Lee	13
3.	2-28-1998	North Carolina-Wilmington	12
4.	4-7-1999	Western Carolina	11

Clemson • Inning 4

Rk	Date	Opponent	Runs
1.	4-23-1999	Georgia Tech	16
2.	4-2-1952	Davidson	12
	3-31-1974	Duke	12
4.	5-19-2005	Miami (FL)	11
5.	5-3-1941	Newberry	10
	5-15-2007	College of Charleston	10

Clemson • Inning 5

Rk	Date	Opponent	Runs
1.	3-20-1978	at Duke	12
	3-14-1998	Maine ⁽¹⁾	12
	3-26-2002	Coastal Carolina	12
4.	3-6-1998	Stetson	11
5.	3-28-1969	Buffalo	10
	4-20-1984	Maryland*	10
	4-10-1989	Western Carolina	10
	3-24-1996	Maryland	10
	3-18-1997	Coastal Carolina	10
	2-26-2000	James Madison	10
	5-15-2010	at Wake Forest	10

* - Durham, NC

Clemson • Inning 6

Rk	Date	Opponent	Runs
1.	3-14-1998	Maine ⁽²⁾	14
2.	6-2-2002	East Carolina	12
3.	3-2-1991	at Nevada-Las Vegas	11
4.	4-17-1971	Florida State	10
	4-14-1990	N.C. State	10

Clemson • Inning 7

Rk	Date	Opponent	Runs
1.	4-17-1951	Furman	11
	4-2-1958	The Citadel	11
	4-18-2000	Elon	11
4.	3-19-1974	at Florida	10
	5-13-1982	at Georgia Southern	10

Clemson • Inning 8

Rk	Date	Opponent	Runs
1.	4-10-2005	Duke	12
2.	4-1-1950	at Presbyterian College	11
	3-3-1975	West Virginia	11
4.	2-27-1980	Georgia	10
	4-23-2002	Furman	10

Clemson • Inning 9

Rk	Date	Opponent	Runs
1.	4-7-1979	at N.C. State	18
2.	4-14-1995	at N.C. State	11

Opponent • Overall

Rk	Date	Opponent	Inning	Runs
1.	4-28-1930	at South Carolina	7	13
2.	4-10-1993	at N.C. State	1	12
	4-23-1997	at South Carolina	5	12
4.	4-5-1997	at Florida State	6	11
5.	4-11-1929	Michigan	5	10
	3-31-1949	Duke	5	10
	3-20-1976	at Georgia Southern	8	10
	4-8-1981	at Georgia	5	10
	5-14-1994	at Georgia Tech	5	10

Opponent • Inning 1

Rk	Date	Opponent	Runs
1.	4-10-1993	at N.C. State	12
2.	3-24-1950	Michigan State	8
	4-17-1985	Maryland*	8

* - Atlanta, GA


Opponent • Inning 2

Rk	Date	Opponent	Runs
1.	4-7-1937	at Erskine	9
2.	5-13-1950	The Citadel	8
	6-15-1958	Holy Cross*	8
	3-12-1972	at Florida State	8

* - Omaha, NE

Opponent • Inning 3

Rk	Date	Opponent	Runs
1.	4-18-1949	Wofford	9



Richie Shaffer scored two of the Tigers' 10 runs in the fifth inning at Wake Forest on May 15, 2010.

4-24-1977	Wake Forest	9
3. 4-12-1955	Maryland	8
5-4-1962	at Wake Forest	8
4-12-1990	at South Carolina	8
4-19-1997	at N.C. State	8

Opponent • Inning 4

Rk	Date	Opponent	Runs
1.	5-7-1969	at Davidson	9
2.	3-27-1954	Ohio State*	8
	2-2-1986	at Georgia Southern	8
	5-14-2010	at Wake Forest	8

* - Winter Park, FL

Opponent • Inning 5

Rk	Date	Opponent	Runs
1.	4-23-1997	at South Carolina	12
2.	3-31-1949	at Duke	10
	4-8-1981	at Georgia	10
	5-14-1994	at Georgia Tech	10
	5-28-1999	Missouri State*	10

* - Fayetteville, AR

Opponent • Inning 6

Rk	Date	Opponent	Runs
1.	4-5-1997	at Florida State	11
2.	4-11-1929	Michigan	10
3.	4-7-1952	Wake Forest	9
	3-18-2006	at Virginia	9
5.	3-28-1985	at Virginia	8
	4-29-2005	Georgia Tech	8

Opponent • Inning 7

Rk	Date	Opponent	Runs
1.	4-28-1930	at South Carolina	13
2.	4-12-1955	Maryland	8
	3-28-1966	Ohio	8
	3-19-1976	at Jacksonville	8
	4-29-1983	at Western Carolina	8
	4-24-1985	at Georgia	8
	6-2-2001	at Miami (FL)	8

Opponent • Inning 8

Rk	Date	Opponent	Runs
1.	3-20-1976	at Georgia Southern	10
2.	4-4-1949	Georgia	9
	5-8-1995	at Georgia Southern	9
4.	5-23-1966	at Florida State	8
	4-9-1969	at Georgia	8
	3-25-1997	at Western Carolina	8
	3-5-1999	Liberty	8
	4-16-2006	at Georgia Tech	8
	4-5-2008	at Miami (FL)	8

Opponent • Inning 9

Rk	Date	Opponent	Runs
1.	4-19-1949	Presbyterian College	9

Note: Bold denotes a Clemson home game.



Brad Chalk scored two runs in the Tigers' 12-run eighth inning against Duke on April 10, 2005.



1987		
Date	BA	CB
Pre	---	---
2-16	14	---
2-23	13	---
3-2	13	---
3-9	13	20
3-16	10	8
3-23	10	7
3-30	8	8
4-6	8	10
4-13	9	6
4-20	9	7
4-27	11	12
5-4	9	11
5-11	9	9
5-18	10	13
5-26	10	10
Final	10	10

1988		
Date	BA	CB
Pre	---	---
2-21	---	---
3-1	---	---
3-8	23	17
3-15	19	9
3-22	20	17
3-29	20	20
4-5	16	17
4-12	12	13
4-19	12	10
4-26	11	7
5-3	11	6
5-10	10	7
5-17	14	13
5-24	14	8
Final	15	21

1989		
Date	BA	CB
Pre	---	---
2-13	14	16
2-20	13	16
2-27	15	21
3-6	13	19
3-13	14	14
3-20	13	14
3-27	14	11
4-3	11	10
4-10	8	7
4-17	12	9
4-24	16	15
5-1	18	---
5-8	18	24
5-15	25	---
5-22	19	16
Final	14	14

1990		
Date	BA	CB
Pre	20	20
2-13	20	18
2-20	20	18
2-27	18	16
3-6	18	16
3-13	18	14
3-20	17	12
3-27	25	19
4-3	---	---
4-10	---	---
4-17	---	---
4-24	---	---
5-1	22	18
5-8	---	23
5-15	---	23
5-22	---	---
5-29	---	---
Final	---	---

1991		
Date	BA	CB
Pre	---	22
2-12	---	22
2-19	---	22
2-26	---	22
3-5	18	22
3-12	16	23
3-19	15	14


3-26	14	16
4-2	13	13
4-9	11	10
4-16	11	11
4-23	6	8
4-30	5	6
5-6	5	5
5-13	4	5
5-20	4	4
5-27	4	3
Final	4	8

1992		
Date	BA	CB
Pre	18	24
2-17	18	24
2-24	16	22
3-2	14	18
3-9	10	9
3-16	10	6
3-23	8	7
3-30	5	4
4-7	4	3
4-14	3	2
4-21	3	2
4-28	4	3
5-5	4	4
5-12	4	3
5-19	5	6
5-26	7	10
Final	7	10

1993			
Date	BA	CB	SW
Pre	19	21	20
2-8	20	21	20
2-22	22	---	22
3-1	20	25	22
3-8	24	---	18
3-15	24	---	16
3-22	---	---	19
3-29	---	---	22
4-5	---	---	18
4-12	---	---	16
4-19	---	---	17
4-26	---	---	22
5-3	---	---	19
5-10	22	---	15
5-17	22	25	12
5-24	16	22	11
Final	17	17	16

1994			
Date	BA	CB	SW
2-14	---	25	NP
2-21	---	17	NP
2-28	---	22	NP
3-7	---	15	NP
3-14	---	7	NP
3-21	---	7	NP
3-28	15	14	7
4-4	13	12	7
4-11	8	7	5
4-18	8	6	4
4-25	9	4	5
5-2	6	1	2
5-9	3	1	1
5-16	1	1	1
5-23	1	1	1
5-31	4	9	NP
Final	4	9	9

1995			
Date	BA	CB	SW
Pre	5	4	5
2-13	5	4	5
2-20	9	8	7
2-27	8	8	7
3-6	6	6	4
3-13	4	5	4
3-20	2	2	2
3-27	1	1	1
4-3	3	3	4
4-10	2	2	3
4-17	2	2	2
4-24	5	4	6
5-1	3	4	3
5-8	3	4	3
5-15	5	7	5



The 1994 Tigers were ranked #1 in the nation for four weeks and finished the year ranked #4 in the Baseball America poll.

5-22	4	5	6
5-29	4	4	5
Final	8	8	8

1996			
Date	BA	CB	SW
Pre	7	21	8
2-13	7	21	NP
2-20	11	22	19
2-27	10	18	15
3-5	5	9	8
3-12	5	5	6
3-19	6	10	9
3-26	7	9	7
4-2	9	9	8
4-9	9	9	7
4-16	4	8	4
4-23	7	12	8
4-30	11	16	9
5-7	6	10	8
5-14	5	8	5
5-21	8	10	9
5-27	5	7	NP
Final	5	4	4

1997			
Date	BA	CB	SW
Pre	22	17	18
2-10	22	17	NP
2-17	22	17	13
2-24	19	10	11
3-3	21	12	13
3-10	13	12	12
3-17	11	10	10
3-24	16	15	13
3-31	17	18	13
4-7	---	25	15
4-14	---	---	17
4-21	---	---	22
4-28	---	---	23
5-5	---	---	21
5-12	---	---	20
5-19	---	25	22
5-26	---	---	NP
Final	---	---	24

1998			
Date	BA	CB	SW
Pre	---	16	22
2-9	23	16	NP
2-16	23	16	16
2-23	21	14	13
3-2	16	10	10
3-9	12	5	7
3-16	10	5	6
3-23	8	4	4
3-30	7	5	4
4-6	7	5	3

1999			
Date	BA	CB	SW
Pre	14	20	16
2-8	14	22	NP
2-15	11	20	13
2-22	12	20	14
3-1	19	---	22
3-8	---	---	---
3-15	---	---	---
3-22	---	---	---
3-29	---	---	---
4-5	---	---	---
4-12	---	---	---
4-19	---	---	---
4-26	---	23	---
5-3	---	23	---
5-10	---	19	---
5-17	---	19	---
5-24	24	16	---
5-31	17	12	NP
6-7	17	13	NP
Final	17	13	14

2000			
Date	BA	CB	SW
Pre	24	11	15
2-7	19	NP	NP
2-14	19	11	18
2-21	17	9	13
2-28	15	8	12
3-6	16	8	10
3-13	10	4	7
3-20	7	1	5
3-27	4	1	4
4-3	9	8	7
4-10	7	6	6
4-17	9	7	6
4-24	7	7	5
5-1	8	9	8
5-8	6	8	6
5-15	7	6	7
5-22	9	8	8
5-29	7	5	NP
6-5	3	3	NP
Final	7	6	5

2001			
Date	BA	CB	SW
Pre	10	5	5

4-13	9	8	7
4-20	8	7	4
4-27	7	7	3
5-4	8	10	5
5-11	13	18	9
5-18	18	18	14
5-25	21	23	NP
Final	21	23	19

2002			
Date	BA	CB	SW
Pre	14	20	16
2-8	14	22	NP
2-15	11	20	13
2-22	12	20	14
3-1	19	---	22
3-8	---	---	---
3-15	---	---	---
3-22	---	---	---
3-29	---	---	---
4-5	---	---	---
4-12	---	---	---
4-19	---	---	---
4-26	---	23	---
5-3	---	23	---
5-10	---	19	---
5-17	---	19	---
5-24	24	16	---
5-31	17	12	NP
6-7	17	13	NP
Final	17	13	14

2003			
Date	BA	CB	SW
Pre	19	18	15
2-3	NP	18	NP
2-10	19	18	14
2-17	18	17	12
2-24	19	19	18
3-1	17	14	16
3-8	14	10	13
3-15	20	15	17
3-22	18	13	14
3-29	19	15	15
4-5	---	23	---
4-12	---	---	---
4-19	---	17	---
4-26	22	11	25
5-3	---	13	---
5-10	---	20	---
5-17	---	---	---
5-24	---	22	---
5-31	---	22	---
6-7	---	---	NP
6-14	---	---	NP
Final	---	---	---

2004			
Date	BA	CB	SW
Pre	11	17	13
2-9	11	17	14
2-16	11	17	14
2-23	11	17	11
3-1	18	---	25
3-8	25	---	---
3-15	---	---	---
3-22	---	---	---
3-29	---	---	---
4-5	---	23	---
4-12	---	---	---
4-19	---	17	---
4-26	22	11	25
5-3	---	13	---
5-10	---	20	---
5-17	---	---	---
5-24	---	22	---
5-31	---	22	---
6-7	---	---	NP
6-14	---	---	NP
Final	---	---	---

4-3	9	8	7
4-10	7	6	6
4-17	9	7	6
4-24	7	7	5
5-1	8	9	8
5-8	6	8	6
5-15	7	6	7
5-22	9	8	8
5-29	7	5	NP
6-5	3	3	NP
Final	7	6	5



ACC Tournament Results

Year	Site	W-L	Score	Opponent
1973	Chapel Hill, NC	W	10-6	Wake Forest
	Chapel Hill, NC	W	3-1	Virginia
	Chapel Hill, NC	L	4-8	N.C. State
	Chapel Hill, NC	L ⁽¹⁰⁾	2-3	N.C. State
1974	Raleigh, NC	W	6-4	North Carolina
	Raleigh, NC	L	2-3	Virginia
	Raleigh, NC	W	9-6	Virginia
	Raleigh, NC	W	12-5	N.C. State
	Raleigh, NC	L	6-8	N.C. State
1975	Chapel Hill, NC	L	2-7	North Carolina
	Chapel Hill, NC	W	15-1	Wake Forest
	Chapel Hill, NC	W	7-6	North Carolina
	Chapel Hill, NC	L	2-3	N.C. State
1976	Clemson, SC	W	2-0	Wake Forest
	Clemson, SC	W	2-1	Maryland
	Clemson, SC	W	3-2	Maryland
1977	Clemson, SC	W	10-3	N.C. State
	Clemson, SC	L	4-5	Wake Forest
	Clemson, SC	W	14-6	N.C. State
	Clemson, SC	L	9-22	Wake Forest
1978	Clemson, SC	W	12-1	N.C. State
	Clemson, SC	W	13-0	Duke
	Clemson, SC	W	7-2	Wake Forest
1980	Raleigh, NC	W	4-0	Wake Forest
	Raleigh, NC	W	9-4	Maryland
	Raleigh, NC	W	5-4	N.C. State
	Raleigh, NC	W	12-3	North Carolina
1981	Chapel Hill, NC	W ⁽¹⁰⁾	7-6	Georgia Tech
	Chapel Hill, NC	L	0-1	Duke
	Chapel Hill, NC	W ⁽¹⁰⁾	6-5	Wake Forest
	Chapel Hill, NC	W	7-4	North Carolina
	Chapel Hill, NC	W	9-2	Duke
	Chapel Hill, NC	W	7-5	North Carolina
1982	Chapel Hill, NC	W	10-9	Duke
	Chapel Hill, NC	W	16-2	Georgia Tech
	Chapel Hill, NC	L	4-6	Virginia
	Chapel Hill, NC	L	0-3	North Carolina
1983	Chapel Hill, NC	W	12-5	Virginia
	Chapel Hill, NC	W	8-1	N.C. State
	Chapel Hill, NC	L	5-6	North Carolina
	Chapel Hill, NC	W	14-7	Duke
	Chapel Hill, NC	W	5-2	North Carolina
	Chapel Hill, NC	L	1-10	North Carolina
1984	Durham, NC	L	5-8	Duke
	Durham, NC	W	7-6	Virginia
	Durham, NC	W	12-1	Maryland
	Durham, NC	L	6-7	North Carolina
1985	Atlanta, GA	W	17-12	Maryland
	Atlanta, GA	W	3-2	North Carolina
	Atlanta, GA	L	9-12	Georgia Tech
	Atlanta, GA	W	10-8	Virginia
	Atlanta, GA	L	5-7	Georgia Tech
1986	Durham, NC	W ⁽¹⁴⁾	6-5	Wake Forest
	Durham, NC	L	5-16	Georgia Tech
	Durham, NC	W ⁽¹⁰⁾	7-2	Maryland
	Durham, NC	L	4-6	N.C. State
1987	Greenville, SC	W	11-4	Wake Forest
	Greenville, SC	W	9-4	North Carolina
	Greenville, SC	W	8-0	N.C. State
	Greenville, SC	L	1-7	Georgia Tech
	Greenville, SC	L	7-11	N.C. State
1988	Greenville, SC	W	9-1	Duke
	Greenville, SC	L	0-1	North Carolina
	Greenville, SC	W	9-0	Maryland
	Greenville, SC	W	5-4	North Carolina
	Greenville, SC	L	6-7	North Carolina
1989	Greenville, SC	W	8-0	Maryland
	Greenville, SC	W	9-3	Georgia Tech
	Greenville, SC	W	5-4	North Carolina
	Greenville, SC	W	9-2	N.C. State
	Greenville, SC	W	12-4	North Carolina
1990	Greenville, SC	W	13-3	Duke
	Greenville, SC	W	7-3	Virginia
	Greenville, SC	L	1-3	North Carolina
	Greenville, SC	L	5-6	N.C. State
1991	Greenville, SC	W	13-1	Maryland
	Greenville, SC	W	7-2	Wake Forest
	Greenville, SC	W	6-5	Georgia Tech
	Greenville, SC	W ⁽¹¹⁾	7-4	Virginia
	Greenville, SC	W	24-8	Georgia Tech
1992	Greenville, SC	W ⁽¹⁰⁾	3-2	Virginia
	Greenville, SC	W	5-2	Florida State
	Greenville, SC	L	1-11	N.C. State
	Greenville, SC	W	5-4	Georgia Tech
	Greenville, SC	W	11-0	Florida State
	Greenville, SC	L	3-7	N.C. State
1993	Greenville, SC	W	4-2	Duke
	Greenville, SC	W	6-1	Florida State
	Greenville, SC	W	9-8	Georgia Tech

Records By Site & Opponent

Site	Years	W-L	Runs	Titles	Team	W-L	Runs
Atlanta, GA	1	3-2	44-41	0	Boston College	0-0	0-0
Clemson, SC	3	8-2	76-42	2	Duke	8-4	91-51
Chapel Hill, NC	5	17-9	168-111	1	Florida State	8-10	85-91
Durham, NC	6	8-12	105-124	0	Georgia Tech	15-9	198-155
Fort Mill, SC	2	4-4	55-49	0	Maryland	12-0	104-30
Greensboro, NC	1	1-2	25-25	0	Miami (FL)	2-1	15-12
Greenville, SC	9	35-12	349-196	4	North Carolina	16-11	138-129
Jacksonville, FL	4	9-6	89-73	1	N.C. State	17-11	212-151
Raleigh, NC	2	7-2	65-37	1	Virginia	10-7	100-84
Saint Petersburg, FL	2	6-4	58-56	0	Virginia Tech	0-1	8-9
Salem, VA	2	2-4	37-41	0	Wake Forest	12-5	120-83
Totals	37	100-59	1071-795	9	Totals	100-59	1071-795


	Greenville, SC	W	7-4	North Carolina	Fort Mill, SC	W	7-6	North Carolina	
	Greenville, SC	L	5-7	Florida State	Fort Mill, SC	L	4-5	Florida State	
	Greenville, SC	W	11-7	N.C. State	2002	Saint Petersburg, FL	W	10-0	Georgia Tech
1994	Greenville, SC	W	7-1	Maryland		Saint Petersburg, FL	L	4-9	Florida State
	Greenville, SC	W	17-5	N.C. State		Saint Petersburg, FL	W	5-3	N.C. State
	Greenville, SC	W	9-6	Georgia Tech		Saint Petersburg, FL	W	8-6	Wake Forest
	Greenville, SC	L	4-10	Florida State		Saint Petersburg, FL	L	1-4	Florida State
	Greenville, SC	W	4-1	Florida State	2003	Salem, VA	L	2-10	North Carolina
1995	Greenville, SC	W	10-0	Maryland		Salem, VA	L	4-7	Duke
	Greenville, SC	W	6-4	North Carolina	2004	Salem, VA	W	7-6	North Carolina
	Greenville, SC	W	11-0	Florida State		Salem, VA	L ⁽¹³⁾	7-11	Georgia Tech
	Greenville, SC	W	16-7	N.C. State		Salem, VA	W	12-1	N.C. State
	Greenville, SC	L	2-12	Florida State		Salem, VA	L	5-6	North Carolina
1996	Greenville, SC	L	2-8	Florida State	2005	Jacksonville, FL	L	1-8	Virginia
	Chapel Hill, NC	W	6-1	Duke		Jacksonville, FL	W	9-1	Miami (FL)
	Chapel Hill, NC	W	6-1	Georgia Tech		Jacksonville, FL	W	5-4	N.C. State
	Durham, NC	L	2-4	Virginia		Jacksonville, FL	L	4-5	Virginia
	Durham, NC	L	1-2	Florida State	2006	Jacksonville, FL	W ⁽⁷⁾	13-1	Wake Forest
1997	Saint Petersburg, FL	W	8-6	Wake Forest		Jacksonville, FL	W	3-2	Georgia Tech
	Saint Petersburg, FL	W	7-4	Georgia Tech		Jacksonville, FL	L ⁽¹⁰⁾	7-8	Georgia Tech
	Saint Petersburg, FL	L	4-8	Florida State		Jacksonville, FL	W	16-11	Georgia Tech
	Saint Petersburg, FL	W ⁽¹⁰⁾	11-6	N.C. State		Jacksonville, FL	W	8-4	N.C. State
	Saint Petersburg, FL	L	0-10	Florida State	2007	Jacksonville, FL	W ⁽¹³⁾	5-4	Miami (FL)
1998	Durham, NC	L	1-4	North Carolina		Jacksonville, FL	L	2-3	Wake Forest
	Durham, NC	L	6-10	Georgia Tech		Jacksonville, FL	W	5-1	Florida State
1999	Durham, NC	W	7-6	N.C. State	2008	Jacksonville, FL	L	1-7	Miami (FL)
	Durham, NC	L	3-6	Wake Forest		Jacksonville, FL	L ⁽⁷⁾	0-10	N.C. State
	Durham, NC	W	7-6	Maryland		Jacksonville, FL	W	10-4	Georgia Tech
	Durham, NC	W	8-7	Florida State	2009	Durham, NC	L	5-6	Virginia
	Durham, NC	L	5-9	Wake Forest		Durham, NC	L	4-10	Duke
2000	Fort Mill, SC	W	9-5	Virginia		Durham, NC	W ⁽¹¹⁾	4-3	North Carolina
	Fort Mill, SC	W	8-4	Florida State	2010	Greensboro, NC	L	8-13	N.C. State
	Fort Mill, SC	L	8-9	Georgia Tech		Greensboro, NC	L	8-9	Virginia Tech
	Fort Mill, SC	W	12-5	Virginia		Greensboro, NC	W	9-3	Georgia Tech
	Fort Mill, SC	L	4-8	Georgia Tech	Totals		100-59 (.629)	37 Tournaments	
2001	Fort Mill, SC	L	3-7	Virginia	Note: Championship-clinching wins in bold .				

Clemson captured the 1994 ACC Tourney title with a 4-1 victory over Florida State.



Year	Site	W-L	Score	Opponent
1947	Charlotte, NC	L	2-8	Alabama
	Charlotte, NC	W	8-3	Auburn
	Charlotte, NC	W	1-0	Alabama
	Charlotte, NC	W	4-1	Alabama
	New Haven, CT	L	3-7	Yale
1950	Kannapolis, NC	L	1-6	Alabama
	Kannapolis, NC	L	2-4	Kentucky
1958	Gastonia, NC	L	6-8	Florida
	Gastonia, NC	W	4-2	George Washington
	Gastonia, NC	W ⁽¹⁰⁾	8-5	Florida State
	Gastonia, NC	W	15-14	Florida
	Gastonia, NC	W	3-1	Florida
	* Omaha, NE	W	3-1	Arizona
	* Omaha, NE	L	4-17	Holy Cross
	* Omaha, NE	L	3-5	Western Michigan
1959	Gastonia, NC	W	9-6	Georgia Tech
	Gastonia, NC	W	24-2	Florida State
	Gastonia, NC	W	5-0	Florida State
	* Omaha, NE	L ⁽¹²⁾	2-3	Arizona
	* Omaha, NE	W	7-1	Colorado State
	* Omaha, NE	L	0-7	Penn State
1967	Gastonia, NC	L	3-5	Florida State
	Gastonia, NC	W	5-0	West Virginia
	Gastonia, NC	W	6-4	Florida State
	Gastonia, NC	W	3-2	Auburn
	Gastonia, NC	L ⁽¹³⁾	5-6	Auburn
1975	Ypsilanti, MI	L	3-5	Eastern Michigan
	Ypsilanti, MI	L	4-5	Penn State
1976	Columbia, SC	W	13-2	Furman
	Columbia, SC	W	10-4	South Carolina
	Columbia, SC	W	6-2	Furman
	* Omaha, NE	W	9-4	Auburn
	* Omaha, NE	L ⁽¹⁰⁾	2-3	Eastern Michigan
	* Omaha, NE	L	6-10	Arizona
1977	Coral Gables, FL	W	8-7	Mississippi
	Coral Gables, FL	W	7-2	Miami (FL)
	Coral Gables, FL	L	3-10	Miami (FL)
	Coral Gables, FL	W	10-9	Miami (FL)
	* Omaha, NE	L	7-10	Arizona State
	* Omaha, NE	W	13-4	Temple
	* Omaha, NE	L	0-1	Cal State Los Angeles
1978	Coral Gables, FL	W	8-5	Miami (FL)
	Coral Gables, FL	L	3-9	Marshall
	Coral Gables, FL	L	5-7	Miami (FL)
1979	Coral Gables, FL	W	8-4	Georgia Southern
	Coral Gables, FL	L	1-2	Miami (FL)
	Coral Gables, FL	W	2-0	Georgia Southern
	Coral Gables, FL	L	1-4	Miami (FL)
1980	Clemson, SC	W	22-4	East Tennessee State
	Clemson, SC	W	6-2	South Carolina
	Clemson, SC	W	17-12	South Carolina
	* Omaha, NE	L	5-13	Miami (FL)
	* Omaha, NE	L	4-6	California
1981	Clemson, SC	L	2-7	Wichita State
	Clemson, SC	L	1-2	East Tennessee State
1987	Huntsville, AL	W	8-0	West Virginia
	Huntsville, AL	W	6-3	Seton Hall
	Huntsville, AL	L	5-6	Arkansas
	Huntsville, AL	W	6-3	Auburn
	Huntsville, AL	L	2-4	Arkansas
1988	New Britain, CT	W ⁽¹⁹⁾	3-2	Fordham
	New Britain, CT	L	1-6	Rutgers
	New Britain, CT	W	11-1	Saint John's
	New Britain, CT	L	7-8	Kentucky
1989	Tallahassee, FL	W	6-2	Stetson
	Tallahassee, FL	L	7-14	Auburn
	Tallahassee, FL	W	13-5	Stetson
	Tallahassee, FL	W	11-1	Auburn
	Tallahassee, FL	L	1-8	Florida State
1990	Austin, TX	L	6-9	Creighton
	Austin, TX	W	8-5	Texas-Arlington
	Austin, TX	L	3-4	Creighton
1991	Orono, ME	W	13-5	Princeton
	Orono, ME	W	8-3	Villanova
	Orono, ME	W	10-9	Mississippi State
	Orono, ME	W	13-5	Maine
	* Omaha, NE	L	4-8	Creighton
	* Omaha, NE	L	11-12	Long Beach State
1992	Starkville, MS	W	8-4	Yale
	Starkville, MS	L	5-6	UCLA
	Starkville, MS	L	6-7	Oklahoma
1993	Knoxville, TN	W	7-3	Rutgers
	Knoxville, TN	W	10-3	Fresno State
	Knoxville, TN	L	4-11	Fresno State
	Knoxville, TN	L	1-9	Kansas
1994	Clemson, SC	W	5-1	The Citadel
	Clemson, SC	L	1-8	Notre Dame
	Clemson, SC	W	6-1	Old Dominion
	Clemson, SC	L	5-11	Auburn

1995	Clemson, SC	W	8-4	Navy
	Clemson, SC	W	11-5	Jacksonville
	Clemson, SC	W	9-5	Winthrop
	Clemson, SC	W	7-4	Alabama
	* Omaha, NE	L	1-3	Tennessee
	* Omaha, NE	L	3-8	Stanford
1996	Clemson, SC	W	9-1	Charleston Southern
	Clemson, SC	W	5-1	Old Dominion
	Clemson, SC	W	6-3	West Virginia
	Clemson, SC	W	12-5	Tennessee
	* Omaha, NE	L	3-7	Miami (FL)
	* Omaha, NE	W ⁽¹⁰⁾	8-5	Oklahoma State
	* Omaha, NE	W	14-13	Alabama
	* Omaha, NE	L	5-14	Miami (FL)
1997	Lubbock, TX	W	13-9	Nevada
	Lubbock, TX	L	6-10	Rice
	Lubbock, TX	L	7-12	Texas State
1998	Clemson, SC	W	12-3	The Citadel
	Clemson, SC	L ⁽¹⁶⁾	1-2	South Alabama
	Clemson, SC	L	5-8	Southern California
1999	Fayetteville, AR	L	5-23	Missouri State
	Fayetteville, AR	W	17-3	Delaware
	Fayetteville, AR	W	12-4	Arkansas
	Fayetteville, AR	W	8-7	Missouri State
	Fayetteville, AR	W	7-5	Missouri State
	College Station, TX	L	3-20	Texas A&M
	College Station, TX	W	10-3	Texas A&M
	College Station, TX	L	4-5	Texas A&M
2000	Clemson, SC	W	4-0	Middle Tennessee
	Clemson, SC	W	9-3	Illinois
	Clemson, SC	W	21-3	Middle Tennessee
	Clemson, SC	W	11-4	Mississippi State
	Clemson, SC	W	9-4	Mississippi State
	* Omaha, NE	W	10-6	San Jose State
	* Omaha, NE	L	4-10	Stanford
	* Omaha, NE	L	4-5	Louisiana-Lafayette
2001	Clemson, SC	W	4-1	William & Mary
	Clemson, SC	W	24-4	Seton Hall
	Clemson, SC	W	8-2	Seton Hall
	Coral Gables, FL	L	8-10	Miami (FL)
	Coral Gables, FL	L	6-14	Miami (FL)
2002	Clemson, SC	W	15-1	Georgia Southern
	Clemson, SC	W	4-2	East Carolina
	Clemson, SC	W	21-1	East Carolina
	Clemson, SC	L	6-9	Arkansas
	Clemson, SC	W	8-7	Arkansas
	Clemson, SC	W	7-4	Arkansas
	* Omaha, NE	W	11-10	Nebraska
	* Omaha, NE	W	9-7	Georgia Tech
	* Omaha, NE	L	4-12	South Carolina
	* Omaha, NE	L	2-10	South Carolina
2003	Auburn, AL	L	8-10	Ohio State
	Auburn, AL	W ⁽¹⁰⁾	7-6	Princeton
	Auburn, AL	L	0-15	Auburn
2004	Athens, GA	W	10-6	Birmingham-Southern
	Athens, GA	L	3-6	Georgia
	Athens, GA	W	5-4	Birmingham-Southern



Jeff Schaus, who hit .370 with 12 RBIs in the 2010 NCAA Tournament, was a big reason the Tigers advanced to Omaha.

NCAA Tournament Records

NCAA Tournament Appearances				
Rk	Team			App.
1.	Texas			54
2.	Florida State			48
3.	Miami (FL)			39
4.	Oklahoma State			37
5.	Southern California			36
6.	Clemson			35
7.	Arizona State			34
8.	Cal State Fullerton			32
	Oklahoma			32
	Saint John's			32
Consecutive NCAA Tournament Appearances				
Rk	Team		App.	Years
1.	Miami (FL)		38	1973-10
2.	Florida State		33	1978-10
3.	Clemson		21	1987-07
4.	Oklahoma State		19	1981-99
	Cal State Fullerton		19	1992-10
6.	Texas		18	1979-96
7.	Louisiana State		17	1989-05
8.	Rice		16	1995-10
9.	Northern Colorado		15	1952-66
10.	Georgia Tech		14	1985-98
	Wichita State		14	1987-00
College World Series Appearances				
Rk	Team			App.
1.	Texas			33
2.	Miami (FL)			23
3.	Arizona State			22
4.	Southern California			21
5.	Florida State			20
6.	Oklahoma State			19
7.	Cal State Fullerton			16
	Stanford			16
9.	Arizona			15
	Louisiana State			15
11.	Clemson			12
12.	Northern Colorado			10
	Oklahoma			10
14.	South Carolina			9
2005	Athens, GA	W	10-9	Georgia
	Athens, GA	L ⁽¹⁰⁾	6-7	Georgia
	Clemson, SC	W	12-2	North Carolina A&T
	Clemson, SC	W	6-0	College of Charleston
	Clemson, SC	W	8-3	Oral Roberts
	Waco, TX	W	4-2	Baylor
	Waco, TX	L	1-7	Baylor
2006	Waco, TX	L	1-6	Baylor
	Clemson, SC	W	3-0	North Carolina-Asheville
	Clemson, SC	W	13-3	Elon
	Clemson, SC	W	8-6	Mississippi State
	Clemson, SC	W	11-8	Oral Roberts
	Clemson, SC	W	6-5	Oral Roberts
	* Omaha, NE	W	8-4	Georgia Tech
2007	* Omaha, NE	L	0-2	North Carolina
	* Omaha, NE	L	6-7	Cal State Fullerton
	Myrtle Beach, SC	W	3-2	Saint John's
	Myrtle Beach, SC	W	11-8	Coastal Carolina
	Myrtle Beach, SC	W	15-3	Coastal Carolina
	Starkville, MS	L	6-8	Mississippi State
	Starkville, MS	L	5-8	Mississippi State
2009	Clemson, SC	W	5-4	Tennessee Tech
	Clemson, SC	L	2-3	Oklahoma State
	Clemson, SC	W	10-0	Tennessee Tech
	Clemson, SC	W	15-1	Oklahoma State
	Clemson, SC	W	6-5	Oklahoma State
	Tempe, AZ	L	4-7	Arizona State
	Tempe, AZ	L	2-8	Arizona State
2010	Auburn, AL	W	10-1	Southern Mississippi
	Auburn, AL	W	5-2	Auburn
	Auburn, AL	L	10-11	Auburn
	Auburn, AL	W	13-7	Auburn
	Clemson, SC	L	4-5	Alabama
	Clemson, SC	W	19-5	Alabama
	Clemson, SC	W	8-6	Alabama
	* Omaha, NE	W	6-3	Arizona State
	* Omaha, NE	W	6-4	Oklahoma
	* Omaha, NE	L	1-5	South Carolina
* Omaha, NE	L	3-4	South Carolina	
Totals		108-77 (.584)	35 Tournaments	

* - College World Series; ^ - play-in game (not counted as an NCAA Tournament game); Note: Championship-clinching wins in **bold**.

* - College World Series; ^ - play-in game (not counted as an NCAA Tournament game); Note: Championship-clinching wins in **bold**.

A		
Player	VL	Year(s)
Abbott, Gus	1	1958
Adams, Brian	3	1997-99
Adams, Darren	1	1998
Adams, Mark	2	1972,73
Additon, Matt	4	1997-00
Adeimy, John	1	1973
Adkins, Rusty	3	1965-67
Allen, Robbie	3	1978-80
Anderson, Jack	1	1969
Anderson, Jim	2	1990,91
Andrade, Jr., Jorge	1	2005
Angel, Jason	3	1990-92
Angley, Doug	2	1949,50
Armstrong, Terry	4	1971-74
Asbill, Joe	1	1948
Aughtry, Gene	3	1949-51
Ayers, Stan	3	1962-64
Ayoub, Pete	3	1961-63

B		
Player	VL	Year(s)
Bach, Woody	1	1968
Bagwell, Kenny	2	1970,72
Bagwell, Larry	3	1957-59
Bailey, Bob	1	1937
Baker, Jeff	3	2000-02
Baker, Jimmy	3	1972-74
Baker, Roger	3	1950-52
Baldwin, Chuck	4	1984-87
Barbary, Eddie	3	1965-67
Barnes, Brian	4	1986-89
Barnett, Bill	4	1953-56
Bates, N.G.	1	1953
Baucom, Steve	4	1984-87
Beasley, Rick	1	1971
Belk, Don	3	1941-43
Belk, Greg	3	1974-76
Bell, Tom	1	1938
Bendinelli, Chad	1	2000
Benson, Kris	3	1994-96
Berken, Jason	3	2003,04,06
Berney, Scott	1	2000
Berry, Ed	2	1947,49
Berry, Bob	3	1941-43
Bevis, Jay	4	1969-72
Bickley, Charlie	2	1940,41
Biegert, Mark	4	1984-87
Bigwood, Dave	1	1973
Blackston, Charlie	2	1954,55
Blakeney, Reid	2	1959,60
Blalock, Joe	3	1940-42
Bohonak, Mike	1	1963
Bond, William	2	2007,08
Bonekat, Bill	3	1967-69
Bonnette, Robert	4	1976-79
Boozier, Thomas	4	1999-02
Borgert, Derek	4	1996-99
Bosdell, Francis	1	1946
Boselli, Teddy	3	1936,38,39
Borkin, Alan	4	1986-89
Boyce, J.A.	1	1943
Boyd, Patrick	3	1998-00
Boyd, Roger	1	1960
Boyd, Wilson	4	2007-10
Boyer, John	1	1989
Bradford, Eric	3	1990-92
Bradford, Jeff	4	1971-74
Bradley, Jimmy	2	1967,68
Bradley, Len	2	1979,80
Bray, Randy	3	1968-70
Bradshaw, Toby	1	1960
Brady, Kevin	2	2009,10
Brier, Coe	2	1981,82
Briley, Paxton	3	1990-92
Brizek, Seth	3	1993-95
Brodie, George	3	1937-39
Brodie, G.W.	1	1953
Brooks, Jerry	3	1986-88
Broome, Nathan	2	1996,97
Brown, Carol	2	1955,57
Brown, C.M.	1	1945
Brown, Joe	2	1953,54
Brown, J.R.	1	1947
Brown, Mike	3	1978-80
Browning, Skip	3	1997-99
Bryan, C.A.	1	1928
Bryant, Tim	2	1959,60
Buchanan, Dude	3	1939-41

Buffamoyer, Dave	2	1978,79
Bultmann, Kurt	4	1996-99
Bunnell, David	1	2007
Burg, Alex	2	2006,07
Burgess, J.D.	2	2007,08
Burgess, W.A.	1	1932
Burnett, John	2	1985,86
Burnette, Bill	1	1962
Burnette, Zack	3	1958-60
Burnham, Gary	4	1994-97

C		
Player	VL	Year(s)
Cagle, Mavis	2	1945,46
Caldwell, Dave	3	1975-77
Calitri, Mike	3	1998-00
Carpenter, D.D.	1	1943
Carraway, Doug	2	1965,66
Carter, Chris	2	1992,93
Casanova, Adrian	2	2005,06
Casey, Greg	2	1963,64
Castelli, Bill	2	1979,80
Castles, Tom	2	1947,49
Cathcart, Joe	1	1934
Chalk, Brad	3	2005-07
Chamblee, L.C.	2	1929,30
Chapman, Tommy	3	1963-65
Charpia, Rusty	3	1986,88,89
Chastain, Billy	1	1988
Chavous, C.C.	3	1933-35
Childs, Ryan	3	2000-02
Clackum, Scott	2	1997,98
Clark, H.M.	2	1932,33
Clark, Sean	1	2006
Cleveland, Tom	1	1947
Cline, Steve	2	1973,74
Cline, Ty	2	1959,60
Clyne, Stephen	3	2005-07
Coakley, Francis	3	1939-41
Coakley, George	3	1939-41
Cobb, Bill	2	1945,46
Cohen, Earl	1	1966
Coder, Chad	1	2001
Coker, Butch	3	1957-59
Coker, Homer	3	1942,43,47
Coker, Larry	3	1940-42
Coker, Ray	3	1937-39
Coker, Roy	3	1952-54
Cole, R.A.	2	1933,34
Coleman, Jim	1	1955
Collins, Pat	1	1997
Colvin, Tyler	3	2004-06
Compton, George	1	1955
Cone, Mickey	1	1954
Cook, Brandt	1	1999
Cook, J.A.	2	1929,31
Corbin, Ted	1	1992
Cordileone, Lou	1	1959
Cositore, Vince	1	1972
Courtney, M.J.	1	1936
Couture, Mike	4	1987-90
Cowart, Lawton	3	1964-66
Cox, Carol	2	1949,50
Cram, Josh	1	2001
Cribb, Josh	4	2003-06
Crocker, Barry	1	1954
Crook, E.J.	1	1931
Crosby, Ralph	2	1937,38
Crosland, Ben	3	1952,54,55
Crouch, Roby	3	1950-52
Crowley, Jim	4	1988-91
Croxton, Billy	2	1934,35
Cruz, Tomas	2	2009,10
Culbertson, Ken	4	1948-51
Currier, Steve	1	1985
Curtis, John	1	1968


D		
Player	VL	Year(s)
D'Alessio, Andy	4	2004-07
Daniels, Fred	3	1990-92
Dantzler, Ellis	2	1965,66
Davidson, Mark	1	1982
Davis, Billy	1	1983
Davis, J.H.	1	1931
Davis, J.W.	1	1933
Dawsey, Jason	3	1993-95
Deanhardt, Luke	3	1948-50
DeBerry, Fred	3	1957-59
DeBerry, Joe	3	1989-91

Decker, J.B.	1	1931
Deese, Kyle	1	2009
Dellastatious, Andy	1	1939
Delk, Trey	2	2008,09
DeLoach, Arthur	1	1937
DeMaino, L.J.	1	2002
Demarest, Alan	3	1968-70
Demmink, Herman	4	2003-06
DeMoura, Eric	4	1994-97
Dempsey, A.G.	1	1951
Dempsey, Bob	1	1959
Dillon, Scott	2	1985,86
Dinneen, John	2	1966,67
Dixon, Eddie	2	1969,70
Dobson, Clyde	2	1939,40
Douglass, Jesse	1	1999
Drake, Johnny	1	1956
Duffie, Will	3	1994-96
Duke, Bill	3	1980-82
Dunlap, Floopy	1	1928
Dunlap, Gene	1	1966
Durham, W.S.	2	1934,35
Dwyer, Chris	1	2009

E		
Player	VL	Year(s)
Eckert, Tony	3	1973-75
Edwards, Jim	2	1937,38
Eggleston, Jamie	4	1992-95
Ellis, Brian	4	1997-00
Ellisor, Dave	3	1961-63
Embler, Jason	4	1994-97
Epps, Chris	3	2008-10
Eskew, Bud	1	1928
Eskew, Jerry	1	1968
Evans, Garrick	3	2002-04
Evans, Jim	2	1951,52
Everett, Brady	2	2003,04
Eydenberg, Mike	2	1993,94

F		
Player	VL	Year(s)
Fahrney, Gary	1	1976
Fairey, Burke	4	1985-88
Farina, Alan	1	2007
Faris, Stephen	3	2004-06
Faw, Brian	2	1989,90
Ferguson, Jesse	1	2005
Fidrych, Chris	2	2005,07
Fiorenza, Drew	2	2005,06
Firth, Scott	1	2010
Fish, Barry	1	1963
Fisher, Jeff	1	1985
Fisher, Leo	3	1943,47,48
Fitzsimmons, Pat	3	1973-75
Fleming, Ray	2	1946,47
Foley, Bill	3	1975-77
Folger, Al	3	1936-38
Ford, Bill	2	1950,51
Fordham, Red	2	1930,31
Foster, Chuck	2	1990,91
Fox, R.H.	1	1938
Frank, Kyle	4	1999,01-03
Frantz, Tim	1	1995
Frazier, Ron	3	1988-90
Frederick, Alex	2	2009,10
Freeman, Eddis	1	1945
Freeman, Mike	3	2008-10
Freeman, Todd	1	1978
Fulton, Jay	2	1983,84

G		
Player	VL	Year(s)
Gaddis, Bob	2	1948,49
Gaddis, C.J.	1	2004
Gaines, Roger	3	1952,53,55
Gallagher, Glenn	2	1980,81
Galloway, Paul	4	1993-96
Gambrell, Sam	1	1957
Garrison, Dave	1	1956
Gerhardt, Rusty	4	1969-72
Gibson, Nelson	3	1966-68
Gilbert, Jeff	3	1981-83
Gillespie, Frank	4	1943,47-49
Glaser, Nick	2	2000,01
Good, Jay	3	1941-43
Graham, Lindsay	4	1970-73
Green, Steve	1	1985
Green, Zane	4	2001-04
Greene, Khalil	4	1999-02



Zane Green lettered four times (2001-04) and was a member of four NCAA Tournament teams.

Griffith, Nig	4	1947-50
Grogan, R.L.	1	1946
Guin, Greg	3	1979-81
Gullickson, Craig	2	2008,09

H		
Player	VL	Year(s)
Hackett, Roger	1	1982
Hackle, Trent	2	1991,92
Hahn, Jeff	4	2002-05
Hair, Billy	1	1951
Hall, Ben	2	2005,06
Hall, Charlie	1	1952
Hamilton, Hines	1	1948
Hamilton, Lin	4	1971-74
Hampton, Mike	2	1993,94
Harbeson, Gene	3	1961-63
Harbin, Taylor	3	2005-07
Harman, Casey	3	2008-10
Harrelson, Paul	4	2000-03
Harris, Jason	2	1998,99
Harrison, Donovan	1	1998
Harrison, Robert	1	1955
Harvey, Kris	3	2003-05

Haselden, David		
Player	VL	Year(s)
Haselden, David	2	2009,10
Hauser, Scott	3	1995-97
Hawkins, Ty	1	1987
Haynes, Richard	4	1971-74
Hazle, Jim	1	1947
Hazle, Joe	1	1947
Heap, Edward	3	1934,36,37
Heck, Chris	1	1999
Heffernan, Bert	4	1985-88
Helm, Garry	1	1967
Hendley, Bailey	3	1958-60
Hendley, Dick	3	1949-51
Hendricks, Pete	2	1971,72
Hendrix, W.C.	1	1937
Henrie, Matt	3	1999,01,02
Herring, J.C.	2	1942,43
Hess, David	1	1982
Hester, Ricky	2	1982,83
Hewitt, Batson	2	1929,30
Heyward, R.C.	3	1936-38
Hicks, J.C.	2	1951,52
Hildebrand, Nolten	2	1952,54
Hines, J.R.	1	1951
Hinson, John	2	2008,10
Hinson, Randy	3	1934-36
Hinson, Ryan	4	2006-09
Hoffman, Doug	3	1957-59
Hoffman, G.C.	1	1930
Hoffman, J.L.	2	1931,32
Hogan, Doug	4	2005-08
Hogan, Patrick	4	2001-04
Holland, Eddie	3	1968-70
Holliday, Winston	3	1940-42
Holstad, Brian	4	1997-00
Holtz, Mike	4	1991-94
Hood, H.R.	2	1933,35
Hoover, Alan	3	1976-78

Hoover, Donnie	2	1982,83
Horton, Frank	2	1939,40
Hourigan, Jeff	2	2002,03
Howard, Chris	2	2005,06
Hub, Ryan	4	2000,02-04
Hubbard, Bob	1	1957
Huddins, Tom	3	1968-70
Huggins, Elmer	1	1960
Huggins, Mike	3	1986,87,89
Hughes, Bob	4	1945,49-51
Hughes, Jerald	1	1972
Humphries, Leonard	3	1954-56
Hussey, R.E.	1	1953

I		
Player	VL	Year(s)
Ing, Charlie	3	1972-74
Ingram, John	3	2004-06
Irick, Ed	3	1939-41

J		
Player	VL	Year(s)
Jackson, Steven	4	2001-04
Jackson, Tony	3	1963-65
James, Bill	3	1966-68
Jay, John	4	1984-87
Jersild, Aaron	4	1988,90-92
Jessen, Herb	3	1940,42,43
Johnson, Addison	3	2007,09,10
Johnson, Johnny	2	1968,70
Johnson, Laval	3	1967-69
Johnson, Michael	4	2000-03
Jones, Jimmy	1	1948
Jones, Johnny	2	1962,63
Joyce, Hardin	2	1947,49
Joye, Charlie	2	1943,46
Joye, J.D.	1	1931
Jordan, J.J.	1	1942
Justus, Johnny	1	1929

K		
Player	VL	Year(s)
Kaltenbach, Leo	1	1955
Kane, Jeff	1	1999
Kearse, H.H.	1	1932
Kea, Hootie	3	1949-51</

Kowitz, Brian	3	1988-90
Kuester, Steve	3	1968-70
Kyle, Kevin	1	2010

L		
Player	VL	Year(s)
Lahey, Ed	1	1958
LaBella, Barney	1	1975
Lam, Elmo	3	1961-63
Lamb, Will	2	2009,10
LaMura, B.J.	3	2000-02
Landers, Bill	1	1955
Landrum, Joe	2	1946,47
Lawton, John	1	1992
Laycock, Bobby	1	1983
LeCroy, Bradley	4	1997-00
LeCroy, Matthew	3	1995-97
Lee, Alex	2	2007,08
Lee, Harry	1	1935
Lee, Larry	2	1973,74
Leggett, Tanner	2	2005,06
Lemaster, Dave	4	1980-83
Leone, Dominic	1	2010
Lindsay, H.N.	1	1945
Livingston, Doug	2	1995,96
Lockhart, Mike	3	1989,91,92
Locklair, Pop	1	1941
Lodgek, Ed	1	1966
Looper, J.M.	1	1946
Lomax, Nicky	3	1961-63
Lombardi, Justin	1	1999
Lowder, Clayton	2	1959,60
Lowell, Bob	3	1964,65,67
Lowery, Phillip	3	1986-88
Lumsden, Tyler	3	2002-04
Lynn, Dave	2	1960,61
Lynn, Kevin	2	2000,01
Lyon, Tommy	2	1962,63

M		
Player	VL	Year(s)
Macrina, Eric	4	1988-91
Magill, Dick	3	1928-30
Mahaffey, C.R.	2	1928,29
Mahoney, Collin	3	2002-04
Mahoney, Mike	2	1975,81
Mahony, Bob	2	1975,76
Malec, Mark	1	1975
Malkmus, David	1	1977
Mallon, Tom	2	1983,84
Marchal, Doug	2	1986,87
Marsella, Ben	2	1963,64
Marsh, Bill	1	1957
Martin, Alex	3	2006-08
Martin, Glenn	2	1982,83
Martin, Lynn	1	1983
Martin, W.N.	1	1928
Martin, W.R.	3	1942,43,47
Masone, Tony	2	1978,79
Mathews, Ray	4	1948-51
Matthews, Houston	2	1976,77
Matz, Brian	3	1994-96
Mazey, Randy	4	1985-88
McCall, Jack	3	1964-66
McCall, Mike	1	1967
McCann, Brad	2	2003,04
McClellan, Dexter	2	1993,94
McCollom, Jim	4	1982-85
McCray, Ontrell	2	1996,97
McDaniel, Mark	1	1976
McDonald, Leon	2	1957,58
McGee, J.W.	1	1946
McKay, Ray	4	1948-51
McKinney, Clinton	2	2008,09
McLaurin, Charles	2	1951,52
McMakin, Lynwood	2	1946,47
McMillan, Raiford	1	1929
McMillon, Billy	3	1991-93
Meekins, Larry	2	1974,75
Melzer, Scott	3	1991-93
Meyer, Jonathan	1	2010
Milchin, Mike	3	1987-89
Miller, Bob	1	1933
Miller, Brad	2	2009,10
Miller, David	3	1993-95
Miller, Jeff	4	1990-93
Miller, Seth	2	2001,02
Miller, Scott	2	1991,92
Mimms, Charlie	3	1942,43,46
Mitchell, D.J.	3	2006-08

Monahan, Shane	3	1993-95
Monin, Andy	4	1991-94
Moore, Gene	4	1946-49
Moore, J.N.	1	1928
Moore, Jim	1	1947
Moore, L.H.	1	1946
Moore, Ronnie	2	1964,65
Moorefield, Joseph	1	2010
Mork, Hobby	1	1993
Morris, Bobby	2	1953,54
Morris, Jeff	4	1990-93
Morris, Tim	1	2007
Morris, Wyman	3	1952-54
Morrow, Sam	1	1951
Moskos, Daniel	3	2005-07
Mottl, Ryan	4	1997-00
Mounce, Richard	1	2009
Munroe, Buddy	1	2007
Murphy, Brett	1	2003
Murr, Jack	1	1974
Murray, Joe	1	1952
Musselman, Ron	2	1976,77
Myers, Doby	1	1956
Myers, Pete	3	1965-67

N		
Player	VL	Year(s)
Nester, John	3	2008-10
Nilsson, Steve	3	1976-78
Nimmer, W.A.	1	1930
Nivens, H.B.	2	1929,30
Nixon, Buddy	2	1962,64
Norris, Bobby	1	1959
Northrup, Kevin	4	1989-92
Nystrom, Peter	1	1998

O		
Player	VL	Year(s)
Oakley, Frank	1	1963
O'Dell, Billy	3	1952-54
Ogburn, Mac	1	1962
Olson, Dave	2	1961,62
O'Quinn, Jim	2	1955,56
Owen, Jim	2	1955,56
Owen, W.H.	1	1945
Owens, Jimmy	1	1964
Owens, Randy	1	1973

P		
Player	VL	Year(s)
Pack, Tommy	2	1964,66
Padgett, Matt	3	1996-98
Pagliei, Joe	1	1953
Paradis, Mike	3	1997-99
Parker, Ace	2	1940,41
Parker, Kyle	3	2008-10
Parker, Tim	3	1987,88,90
Parkins, R.A.	2	1931,32
Parmer, Bill	3	1965-67
Parrish, Scott	3	1981,83,84
Parsons, Jeff	1	1997
Pasqualini, Charlie	2	1960,61
Patterson, Choppo	1	1960
Paulling, Bob	3	1981,83,84
Paulsen, Ben	3	2007-09
Pavilack, Harry	2	1960,61
Pawlowski, John	3	1983-85
Pawlowski, John A.	3	1989-91
Pearman, Deas	1	1928
Pearman, F.E.	2	1928,29
Peele, Tim	4	1988-91
Peltz, Pete	2	1977,78
Pennington, Clyde	1	1935
Phillips, Chad	4	1990-93
Pickens, Bob	1	1940
Pierce, Gene	3	2003-05
Player, W.W.	1	1929
Poe, Sam	2	1959,60
Pohl, Phil	2	2009,10
Pomeranz, Mike	2	1987,88
Porter, Chuck	3	1974-76
Powers, Scott	3	1981,83,84
Priester, Buck	3	1930-32
Pritchard, Daniel	3	2003-05
Pritchett, Jesse	2	1936,37
Proctor, Landrum	3	1931-33
Prophet, Bill	4	1970-73
Proto, Mike	4	1998-01
Pruitt, June	1	1946
Pulaski, Mike	2	1973,74

Pumphrey, Ed	1	1964
Pyzik, Steve	4	2000-03

Q		
Player	VL	Year(s)
Qualters, Tommy	4	1975-78
Quinn, Andrew	1	1946
Quinn, Dewey	2	1946,47
Quinn, Winston	1	1946
Quintrell, Randy	4	1974-77

R		
Player	VL	Year(s)
Ramey, E.L.	2	1930,31
Reames, Joe Don	1	1999
Reba, Steve	4	1999-02
Reese, Gerald	1	1960
Rentz, Luther	3	1942,43,47
Rhinehardt, J.B.	1	1932
Rhodes, Rusty	2	1995,96
Rhue, Mike	1	1998
Rice, Tim	2	1983,84
Richard, Steve	1	2006
Richey, J.	2	1935,36
Richey, R.M.	2	1933,34
Ricketts, Art	1	1961
Rigsby, Tim	2	1989,90
Riley, Ryan	1	2000
Riley, Stick	2	1945,46
Rivers, I.N.	2	1932,33
Roberson, Craig	4	1980-83
Robinson, Jerome	2	1995,96
Rohrbaugh, Robert	3	2003-05
Roller, Jimmy	3	1959-61
Roper, Doug	3	1996,98,99
Ross, Jack	1	1946
Rowland, Joey	2	1986,87
Russ, Frank	4	1980-83
Russell, Don	3	1968-70
Russell, J.M.	1	1945
Ryan, Lanny	2	1960,62

S		
Player	VL	Year(s)
Sampson, Pete	1	1975
Sanders, H.L.	1	1946
Sanders, Matt	2	2008,09
Sanders, Smiley	2	1972,73
Santangelo, Lou	1	2004
Santivasci, Jerome	4	1985,87-89
Sargent, Dick	1	1964
Sarratt, Justin	4	2007-10
Satterfield, Shawn	2	1992,93
Sauve, Jeff	4	1992-95
Saylors, Robby	2	1952,53
Schaus, Jeff	3	2008-10
Schmidt, Jarrod	3	2000-02
Schmitt, Paul	3	1977-79
Schnabel, Brock	2	2007,08
Schroeder, Bill	3	1977-79
Schroeder, Bryan	3	1994,95,97
Scott, Ray	2	1996,97
Seibert, Kurt	3	1974-76
Severs, Johnny	3	1969-71
Sexton, Jay	2	1980,81
Shaffer, Richie	1	2010
Sharman, Howard	2	1964,67
Sheaffer, Danny	1	1980
Shealy, Don	3	1955-57
Shealy, Lonnie	2	1954,55
Shepard, David	1	1996
Sherard, Hale	1	1947
Sheriff, Glenn	1	1956
Sherman, Joe	3	1932-34
Shore, Henry	3	1934-36
Shumake, Brooks	3	1982-84
Siepe, Jeff	1	1970
Simons, Neil	4	1977-80
Simpson, J.A.	1	1951
Singleton, Justin	3	1998-00
Sipp, Tony	1	2004
Slevin, David	2	2002,03
Smith, Brodie	1	1994
Smith, Bryan	2	1981,82
Smith, Buster	3	1967-69
Smith, Dale	2	1964,65
Smith, Joe	1	1955
Smith, Jon	3	2000-02
Smith, Marquez	2	2006,07
Smith, Romaine	2	1930,31

Smith, Tad	2	1990,91
Smith, Tommy	1	1985
Snipes, G.L.	2	1938,39
Snyder, Brian	3	1977-79
Spears, Derek	2	1984,85
Spier, Bill	3	1985-87
Spier, Bud	3	1957-59
Spier, Michael	4	1988-91
Spire, Adam	1	1997
Sprouse, Dave	2	1959,60
Squires, Bob	1	1984
Stanley, Henri	4	1997-00
Steele, Bill	3	1985-87
Stefan, Todd	4	1988-91
Stewart, Randy	1	1971
Stidham, Ryan	1	1991
Stolz, Jason	2	2009,10
Stone, Casey	4	1998-01
Stone, George	2	1984,85
Stoneburner, Graham	2	2008,09
Storrier, Travis	3	2004-06
Stowe, Harold	3	1957-59
Stroud, Dan	2	1947,49
Sturgeon, Chris	1	1993
Suggs, Dick	1	1959
Sullivan, Hank	1	1943
Sullivan, Mike	3	1977-79
Sutton, George	3	1964-66
Swails, A.C.	2	1934,35
Swanner, Jamie	1	1983
Swetenburg, Dick	4	1953-56

T		
Player	VL	Year(s)
Taulbee, Andy	3	1992-94
Taylor, Joe	2	1992,93
Taylor, Joey	2	1961,62
Templeton, Jim	1	1957
Terrill, Brett	2	1974,75
Teufel, Tim	2	1979,80
Thompson, Tommy	2	1985,86
Trailkill, Josh	3	2007,09,10
Threadgill, Henry	4	1986-89
Timmerman, J.A.	1	1945
Toth, Bill	2	1955,56
Trapp, Billy	3	1978-80
Triplett, Russell	4	2001-04
Tripp, David	3	1988-90
Trolia, Aaron	1	2003
Troutman, John	2	1934,35
Truluck, John	2	1939,40
Tucker, Steve	4	1973-76
Tyler, H.H.	1	1945

U		
Player	VL	Year(s)
Ulmer, Reed	1	1948
Ulnick, Burton	1	1945
Underwood, J.F.	1	1936
Urrico, Anthony	1	2001

V		
Player	VL	Year(s)
Valiente, Roberto	2	2002,03
Van Dyke, Steve	4	1980-83

Van Volkenburg, Dave	4	1969-72
Vaughn, Matt	4	2006-09
Verner, A.C.	1	1937
Veronee, Jack	1	1961
Vessell, Jeff	1	1999
Vincent, Damon	2	1961,62
Vining, Ken	3	1994-96

W		
Player	VL	Year(s)
Waldrop, Kenny	1	1966
Walker, Adam	1	2003
Walling, Denny	1	1975
Ward, Adam	3	2007-09
Ward, Mike	2	1969,70
Ward, Ryan	2	1995,96
Waters, Keith	3	1966-68
Watkins, G.L.	1	1951
Watson, Charlie	3	1965-67
Watson, Mark	2	1994,95
Watson, N.E.	3	1929-31
Watson, Reed	2	1966,68
Weeks, Calvin	4	1969-72
Weems, Billy	4	1977-80
Weismann, Scott	2	2009,10
Welch, Scott	2	1986,87
Werner, Brian	1	1996
Whitaker, Oliver	4	1984-87
White, Craig	4	1969-71,73
White, Matt	3	1996-98
Whitfield, Larry	1	1967
Whitfield, Mike	2	1968,69
Widmann, Stan	4	2005-08
Wiles, Lee	2	1982,83
Williams, David	1	2005
Williams, J.A.	1	1928
Williams, Keith	2	1991,92
Williams, Ray	4	1984-87
Williams, Rodney	3	1993,95,96
Williams, Steve	4	1984-87
Wilson, Larry	3	1956-58
Wilson, Mitch	2	1983,84
Wilson, Rick	1	1971
Winchester, Scott	3	1993-95
Wingo, Billy	4	1974-77
Wisniewski, Gene	2	1977,78
Woessner, Dave	3	1977-79
Woodruff, Foggy	1	1930
Wrenn, David	1	1965
Wright, Charlie	2	1942,43
Wyatt, Steve	3	1974-76

In his 36 years as a head coach, all in Tigertown, the late Bill Wilhelm amassed a record of 1,161-536-10 (.683), making him the fifth-winningest coach in the history of college baseball at the time of his retirement. Wilhelm earned his place among the true legends of college baseball and is still tied for the 16th-winningest head coach in NCAA Division I history.



Serving as head baseball coach at one school for your entire career is quite an accomplishment. Having 36 seasons under your belt is an even greater accomplishment. But spending your entire 36-year career at one school and never having a losing season is incredible. That is one of many accomplishments for the former Tiger coach.

Wilhelm coached his first game at Clemson, a 7-5 win against Michigan State, on March 24, 1958, and the wins never stopped in his 36 years and 1,707 games.

Wilhelm had five different teams record at least 50 wins, but his 1993 and last edition may have been his most overachieving one. The ACC Tourney proved to be magic, as the Tigers went through the five-day tourney with a 5-1 record, including a come-from-behind 11-7 win over N.C. State in the title game.

Clemson received a #2 seed in the Mideast Regional in Knoxville, TN, the sixth-straight year the Tigers were a #1 or #2 seed heading into NCAA

play. In the regional, the 1993 team set the Tiger record for wins against top-25 teams in a season (13), so the 45 wins were accomplished against a tough schedule. Thirty-two of the 65 games were against teams that played in the NCAA Tournament.

Although he had many rewarding years at Clemson, the 1991 season was his most successful in terms of wins. The Tigers ran up a 60-10 record that season, the best record in the nation, captured the ACC regular-season title, swept the ACC Tourney and the NCAA Northeast Regional, and earned a berth to the College World Series. The 60 wins set a

league record for victories in a season, breaking the old record of 54, set by the 1987 and 1988 teams.

Wilhelm's 1991 team ranked #4 in **Baseball America's** final poll. The trip to Omaha marked the sixth of his career, and the Tigers' ACC title was his 10th as Clemson's head coach. He was named District III Diamond Coach-of-the-Year along with ACC Coach-of-the-Year in 1991.

In his last years at Clemson, Wilhelm took the Tigers to the NCAA Tourney seven times and his teams posted a 356-115-1 record during that period, an average of nearly 51 wins a year. He took a team to the NCAA

Tournament 17 times in his career.

Wilhelm's Accomplishments

- 1161-536-10 in 36 seasons at Clemson (1958-93)
- 5 seasons of at least 50 wins
- 6 NCAA District Championships
- 6 trips to the College World Series
- 7 ACC Tournament titles (tourney started in 1973)
- 11 ACC Championships
- 16 top-25 seasons
- 17 NCAA Regional appearances
- 19 ACC regular-season titles (including ties)
- 20 All-Americans
- 27 players went on to play in the Major Leagues
- 34 players chosen to the NCAA All-District team
- 36 consecutive years without a losing season
- 88 players chosen First-Team All-ACC
- 100 players signed professional contracts

All-Time Winningest Division I Coaches

Rk	Head Coach	Current/Last School	Years	W	L	T	Win %
1.	* Gene Stephenson	Wichita State	33	1724	596	3	.743
2.	* Augie Garrido	Texas	39	1682	744	8	.693
3.	* Mike Martin	Florida State	31	1631	558	4	.745
4.	Cliff Gustafson	Texas	29	1427	373	2	.792
5.	* Mark Marquess	Stanford	34	1356	719	7	.658
6.	Ron Polk	Mississippi State	35	1373	702	2	.662
7.	Rod Dedeaux	Southern California	44	1342	597	16	.691
8.	Bob Bennett	Fresno State	34	1300	757	8	.631
9.	* Jim Morris	Miami (FL)	29	1280	542	4	.702
10.	Ron Fraser	Miami (FL)	30	1267	440	9	.741
11.	Jack Stallings	Georgia Southern	39	1255	799	10	.610
12.	Larry Cochell	Oklahoma	35	1235	762	3	.618
13.	Jim Dietz	San Diego State	31	1230	751	18	.620
14.	Richard Jones	Illinois	36	1214	719	6	.628
15.	* Jim Gilligan	Lamar	33	1167	733	7	.614
16.	Bill Wilhelm	Clemson	36	1161	536	10	.683
	Norm DeBryn	Arkansas	33	1161	650	6	.641
18.	Jack Coffey	Fordham	47	1160	482	13	.705
19.	Chuck Brayton	Washington State	33	1158	525	6	.687
20.	Jay Bergman	Central Florida	30	1148	651	1	.638

* - active; Note: Records are through the 2010 season; only includes records as a head coach at a Division I school.

Wilhelm's 1,161 victories are one of the highest totals in any sport by an ACC head coach. He posted a record of 381-158-1 in ACC regular-season games, a 70.6 winning percentage, and had at least a .500 league record in each of his final 21 seasons.

The Tigers have captured 14 ACC titles outright, more than any other team, and Wilhelm was the mentor for 11 of them. Clemson has either won or tied for the regular-season title 21 times, and Wilhelm was the head coach on 18 of those occasions. He had 10 consecutive years (1973-82) when the Tigers either won the ACC regular-season or tournament title.

Wilhelm, a native of China Grove, NC, played at N.C. State for two years before signing with the Saint Louis Cardinals in June of 1950. After one year of professional baseball, he entered military service, where he spent two years. He played service ball and spent two more years in the professional ranks before returning to college. He entered Catawba (Salisbury, NC) and received his degree in January of 1957.

Upon graduation, Wilhelm began work on his master's degree at North Carolina. At the same time, he served as an assistant coach for the Tar Heels under Head Coach Walter Rabb and played catcher for Greensboro in the Carolina League.

In 1957 when North Carolina played at Clemson, Tiger Athletic Director Frank Howard asked Rabb to recommend a new coach so that the Tigers' head coach (Bob Smith) could become a full-time football coach. Howard took Rabb's advice and hired Wilhelm.

In August of 1958, Wilhelm received his graduate degree from North Carolina while he served as Clemson's head coach. He coached the Tigers to the College World Series each of his first two seasons.


Wilhelm passed away at the age of 81 on December 24, 2010 in Seneca, SC.

Wilhelm's Milestone Wins

Win	Date	Opponent	Score
1	3-24-1958	Michigan State	7-5
100	4-2-1960	Georgia	11-10
200	4-16-1968	South Carolina	6-5
300	3-17-1972	Georgia Southern	2-1
400	3-11-1976	Maryland	6-0
500	4-12-1978	Newberry	6-1
600	3-14-1981	Winthrop	9-5
700	3-12-1984	Marshall	8-1
800	5-5-1986	South Carolina	7-6
900	4-21-1988	Georgia Tech	7-4
1000	4-29-1990	Georgia Tech	17-10
1100	4-8-1992	South Carolina	5-3
1161	5-29-1993	Fresno State	10-3


Note: Home games in bold.

THANKS COACH



The late Bill Wilhelm won 11 ACC titles and made six College World Series appearances.

Head Coach	Years	ACC				Overall			
		W	L	T	Win %	W	L	T	Win %
R.T.V. Bowman	(2) 1896,98					2	6	0	.250
Unknown	(2) 1899,00					12	5	0	.706
John Heisman	(3) 1901-03					28	6	1	.814
John McMakin	(3) 1904-06					20	23	3	.467
Frank Shaughnessy	(1) 1907					9	7	1	.559
Robert Lynch	(1) 1908					6	11	0	.353
Jesse Reynolds	(1) 1909					10	12	0	.455
Joe Holland	(1) 1910					10	11	0	.476
Frank Dobson	(3) 1911-13					37	21	0	.638
Thomas Robertson	(1) 1914					16	6	0	.727
Vet Sitton	(2) 1915,16					26	18	1	.589
Country Morris	(2) 1917,20					17	28	0	.378
Edward Donahue	(2) 1918,19					17	21	1	.449
Larry Conover	(1) 1921					5	14	0	.263
L.V.H. Durfee	(3) 1922-24					29	26	1	.527
Thomas May	(1) 1925					11	14	0	.440
Cul Richards	(1) 1926					8	11	0	.421
Tink Gillam	(1) 1927					11	13	1	.460
Joe Guyon	(4) 1928-31					42	36	3	.537
Jess Neely	(7) 1932-38					67	66	2	.504
Randy Hinson	(4) 1939,40,46,47					58	19	2	.747
Tom Rogers	(2) 1941,42					18	14	0	.563
Frank Howard	(1) 1943					12	3	0	.800
Walter Cox	(5) 1945,48-51					70	48	1	.592
Bob Smith	(6) 1952-57	18	34	2	.352	52	65	2	.445
Bill Wilhelm	(36) 1958-93	378	158	1	.706	1161	536	10	.683
Jack Leggett	(17) 1994-10	287	153	1	.652	769	356	1	.683
Totals	113 seasons	683	345	4	.664	2523	1396	30	.643




Bill Wilhelm (left) and Jack Leggett (right) have been the only two head coaches the Tiger program has known for the past 53 seasons.

Assistant Coaches



Year	Assistant	Assistant	Assistant
1958	Jim Partin	Don Wade	
1959	Jim Partin		
1960	Jim Partin		
1961	Bailey Hendley		
1962	Sam Poe		
1963	Coleman Glaze		
1964	Tommy Lyon		
1965	Tommy Lyon	Dick Sargent	
1966	Dale Smith	Sack Bagley	
1967	Ellis Dantzler		
1968			
1969			
1970	Bill Pate		
1971	Eddie Barbary		
1972			
1973			
1974	Bill Prophet		
1975	Kenny Bagwell		
1976	Richard Haynes		
1977	Kenny Bagwell		
1978	Turtle Thomas		
1979	Turtle Thomas	Lin Hamilton	
1980	Turtle Thomas	Lin Hamilton	
1981	Turtle Thomas	*Walker Swain	
1982	Turtle Thomas	*Walker Swain	Rod Delmonico
1983	Turtle Thomas	*Walker Swain	




The 1996 Tiger assistant coaches, John Pawlowski (far left), Tim Corbin (center left), and Kevin Erminio (far right), assisted Head Coach Jack Leggett (center right) and Clemson in reaching the Final Four of the College World Series.

1984	Turtle Thomas	*Walker Swain	Chip Reese
1985	Turtle Thomas	*Walker Swain	Chip Reese


1986	Dave Littlefield	*Jeff Gilbert	
1987	Dave Littlefield	*Joel Lepel	
1988	Dave Littlefield	*Joel Lepel	
1989	Kurt Seibert	*Joel Lepel	
1990	Kurt Seibert	*Dick Grapenthin	Randy Mazey
1991	Kurt Seibert	*Dick Grapenthin	Randy Mazey
1992	Jack Leggett	*Randy Mazey	Michael Spiers
1993	Jack Leggett	*Randy Mazey	Jim Schlossnagle
1994	Tim Corbin	*John Pawlowski	Gregg Kilby
1995	Tim Corbin	*John Pawlowski	Gregg Kilby
1996	Tim Corbin	*John Pawlowski	Kevin Erminio
1997	Tim Corbin	*John Pawlowski	Kevin Erminio
1998	Tim Corbin	*John Pawlowski	Kevin Erminio
1999	Tim Corbin	*Kevin O'Sullivan	Mike Hampton
2000	Tim Corbin	*Kevin O'Sullivan	Hank King
2001	Tim Corbin	*Kevin O'Sullivan	Shane Carley
2002	Tim Corbin	*Kevin O'Sullivan	Erik Bakich
2003	*Kevin O'Sullivan	Tom Riginos	Bradley LeCroy
2004	*Kevin O'Sullivan	Tom Riginos	Bradley LeCroy
2005	*Kevin O'Sullivan	Tom Riginos	Bradley LeCroy
2006	*Kevin O'Sullivan	Tom Riginos	Russell Triplett
2007	*Kevin O'Sullivan	Tom Riginos	Toby Bicknell
2008	Tom Riginos	*Kyle Bunn	Toby Bicknell
2009	Tom Riginos	*Kyle Bunn	Michael Johnson
2010	Tom Riginos	*Dan Pepicelli	Michael Johnson

* - pitching coach



Assistant Coaches Tom Riginos (far left), Michael Johnson (center left), and Dan Pepicelli (far right) helped Clemson reach the College World Series for the 12th time in 2010.

Head Coach	Year	W	L	T	Win %
R.T.V. Bowman	1896	0	2	0	.000
	1897	No Team			
R.T.V. Bowman	1898	2	4	0	.333
Unknown	1899	4	3	0	.571
Unknown	1900	8	2	0	.800
John Heisman	1901	10	2	1	.808
John Heisman	1902	9	3	0	.750
John Heisman	1903	9	1	0	.900
John McMakin	1904	8	5	1	.607
John McMakin	1905	6	8	1	.433
Phillip Sitton					
John McMakin	1906	6	10	1	.382
Frank Shaughnessy	1907	9	7	1	.559
Robert Lynch	1908	6	11	0	.353
Jesse Reynolds	1909	10	12	0	.455
Joe Holland	1910	10	11	0	.476
Frank Dobson	1911	13	10	0	.565
Frank Dobson	1912	11	6	0	.647
Frank Dobson	1913	13	5	0	.722
Thomas Robertson	1914	16	6	0	.727
Vet Sitton	1915	13	7	0	.650
Vet Sitton	1916	13	11	1	.540
Country Morris	1917	13	13	0	.500
Edward Donahue	1918	11	6	0	.647
Edward Donahue	1919	6	15	1	.295
Country Morris	1920	4	15	0	.210
Larry Conover	1921	5	14	0	.263
L.V.H. Durfee	1922	10	8	0	.556
L.V.H. Durfee	1923	13	8	1	.614
L.V.H. Durfee	1924	6	10	0	.375
Thomas May	1925	11	14	0	.440
Cul Richards	1926	8	11	0	.420
Tink Gillam	1927	11	13	1	.460
Joe Guyon	1928	12	9	2	.565
Joe Guyon	1929	15	11	1	.574
Joe Guyon	1930	9	14	0	.391
Joe Guyon	1931	6	2	0	.750
Jess Neely	1932	14	6	0	.700
Jess Neely	1933	10	10	0	.500
Jess Neely	1934	8	8	1	.500
Jess Neely	1935	16	7	1	.688
Jess Neely	1936	6	11	0	.353
Jess Neely	1937	7	12	0	.368
Jess Neely	1938	6	12	0	.333
Randy Hinson	1939	10	7	0	.588
Randy Hinson	1940	12	2	2	.813
Tom Rogers	1941	10	6	0	.625
Tom Rogers	1942	8	8	0	.500
Frank Howard	1943	12	3	0	.800
	1944	No Team			
Walter Cox	1945	7	6	0	.538
Randy Hinson	1946	12	5	0	.706
Randy Hinson	1947	24	5	0	.828
Walter Cox	1948	14	12	1	.537
Walter Cox	1949	11	12	0	.478
Walter Cox	1950	20	11	0	.625
Walter Cox	1951	18	7	0	.720
Bob Smith	1952	10	12	0	.455
Bob Smith	1953	11	6	0	.647



Head Coach	Year	W	L	T	Win %	ACC	Finish	BA-CB-SW
Bob Smith	*1954	14	10	0	.583	8-4	1st	
Bob Smith	1955	7	11	0	.389	5-9	7th	
Bob Smith	1956	4	14	2	.250	2-10-2	7th	
Bob Smith	1957	6	12	0	.333	3-11	8th	
Bill Wilhelm	*1958	22	8	0	.733	11-3	1st	
Bill Wilhelm	*1959	24	8	0	.750	9-5	1st	NP-7-NP
Bill Wilhelm	1960	11	10	1	.523	7-6	4th	
Bill Wilhelm	1961	12	11	0	.522	6-8	5th	
Bill Wilhelm	1962	17	8	0	.680	8-6	T-3rd	
Bill Wilhelm	1963	15	11	0	.577	9-5	T-2nd	
Bill Wilhelm	1964	13	13	0	.500	6-7	T-4th	
Bill Wilhelm	1965	18	10	2	.663	9-5	2nd	
Bill Wilhelm	1966	20	7	2	.724	9-4	2nd	
Bill Wilhelm	*1967	29	9	0	.763	11-2	1st	NP-7-NP
Bill Wilhelm	1968	27	14	0	.659	11-7	4th	
Bill Wilhelm	1969	27	17	2	.609	12-8-1	3rd	
Bill Wilhelm	1970	32	16	0	.667	14-7	2nd	NP-18-NP
Bill Wilhelm	1971	27	14	0	.659	10-4	2nd	NP-22-NP
Bill Wilhelm	1972	19	15	0	.559	6-7	5th	
Bill Wilhelm	1973	24	16	0	.600	10-2	T-1st	
Bill Wilhelm	1974	23	15	0	.605	10-1	1st	
Bill Wilhelm	1975	33	10	0	.767	10-2	T-1st	NP-25-NP
Bill Wilhelm	*1976	36	15	0	.706	10-2	1st	NP-5-NP
Bill Wilhelm	1977	42	10	0	.808	9-1	1st	NP-5-NP
Bill Wilhelm	*1978	39	14	0	.736	10-2	1st	NP-25-NP
Bill Wilhelm	*1979	40	15	0	.727	10-1	1st	NP-9-NP
Bill Wilhelm	*1980	38	21	0	.644	6-5	3rd	NP-4-NP
Bill Wilhelm	*1981	34	24	0	.586	10-4	T-1st	
Bill Wilhelm	1982	37	22	0	.627	10-2	1st	
Bill Wilhelm	1983	30	20	1	.598	6-5	3rd	
Bill Wilhelm	1984	38	17	0	.691	12-2	T-1st	
Bill Wilhelm	1985	36	30	1	.545	9-4	T-1st	
Bill Wilhelm	1986	42	21	0	.667	9-4	3rd	
Bill Wilhelm	1987	54	14	1	.790	16-5	2nd	10-10-NP
Bill Wilhelm	1988	54	14	0	.794	18-2	1st	15-21-NP
Bill Wilhelm	*1989	50	20	0	.714	13-5	2nd	14-14-NP
Bill Wilhelm	1990	43	23	0	.651	14-6	2nd	
Bill Wilhelm	*1991	60	10	0	.857	18-3	1st	4-8-NP
Bill Wilhelm	1992	50	14	0	.781	19-5	1st	7-10-NP
Bill Wilhelm	*1993	45	20	0	.692	11-11	5th	17-17-16
Jack Leggett	*1994	57	18	0	.760	20-4	1st	4-9-9
Jack Leggett	1995	54	14	0	.794	20-4	1st	8-8-8
Jack Leggett	1996	51	17	0	.750	17-7	2nd	5-4-4
Jack Leggett	1997	41	23	0	.641	13-10	4th	NR-NR-24
Jack Leggett	1998	43	16	0	.729	14-9	T-2nd	21-23-19
Jack Leggett	1999	42	27	0	.609	13-10	3rd	17-13-14
Jack Leggett	2000	51	18	0	.739	17-7	2nd	7-6-5
Jack Leggett	2001	41	22	0	.650	17-7	2nd	17-13-14
Jack Leggett	2002	54	17	0	.761	16-8	4th	3-3-3
Jack Leggett	2003	39	22	0	.639	15-9	T-3rd	
Jack Leggett	2004	39	26	0	.600	14-10	T-4th	
Jack Leggett	2005	43	23	0	.652	21-9	2nd	14-13-16
Jack Leggett	*2006	53	16	0	.768	24-6	^1st	5-5-5
Jack Leggett	2007	41	23	0	.641	18-12	^2nd	15-12-13
Jack Leggett	2008	31	27	1	.534	11-18-1	^4th	
Jack Leggett	2009	44	22	0	.667	19-11	^2nd	16-15-14
Jack Leggett	2010	45	25	0	.643	18-12	^T-1st	10-4-4
Totals	113 seasons	2523	1396	30	.643	683-345-4		

* - ACC Champion; ^ - Atlantic Division; Note: No Baseball America poll prior to 1981; no Sports Weekly poll prior to 1993.

The 2010 Tigers, who had a 45-25 record under Head Coach Jack Leggett, celebrated after their 8-6 victory over Alabama in game-three of the Clemson Super Regional on June 14.



1896 (0-2)

Head Coach: R.T.V. Bowman (1st Season)

Date	St	W-L	Score	Opponent
4-24	H	L	13-20	Furman
5-9	A	L	11-14	Furman

1897 (No Team)

1898 (2-4)

Head Coach: R.T.V. Bowman (2nd Season)

Date	St	W-L	Score	Opponent
4-8	A	L	4-10	Erskine
4-9	A	W	6-1	Erskine
4-16	A	L	2-5	Furman
4-23	H	W	14-3	Furman
5-7	A	L	4-13	Wofford
5-14	H	L	14-15	Furman

1899 (4-3)

Head Coach: Unknown

Date	St	W-L	Score	Opponent
3-29	H	L	3-14	Cornell
4-1	A	L	5-6	Wofford
4-8	N1	W	6-2	Erskine
4-28	A	L	4-9	Erskine
5-11	A	W	11-3	College of Charleston
5-12	A	W ⁽⁶⁾	21-8	South Carolina
5-20	H	W	11-3	College of Charleston

N1 - Anderson, SC

1900 (8-2)

Head Coach: Unknown

Date	St	W-L	Score	Opponent
3-27	H	W	9-7	Cornell
4-7	N1	W	6-2	Erskine
4-14	A	W	5-1	Furman
4-20	N2	L	7-13	Erskine
4-27	H	L	0-6	Wofford
5-7	H	W	12-0	College of Charleston
5-9	H	W	9-0	The Citadel
5-11	A	W	2-1	Newberry
5-12	A	W	5-4	South Carolina
5-16	A	W	13-3	Georgia

N1 - Anderson, SC; N2 - Greenwood, SC

1901 (10-2-1)

Head Coach: John Heisman (1st Season)

Date	St	W-L	Score	Opponent
3-29	H	W	8-0	Auburn
3-30	H	W	11-4	Auburn
4-6	N1	L	0-14	North Carolina
4-12	A	L	6-7	Mercer
4-13	A	W	6-3	Mercer
4-23	H	W	25-2	Georgia
4-26	H	W	7-5	Wofford
4-30	H	W	14-1	Wake Forest
5-3	A	W	8-5	Wofford
5-8	H	T ⁽⁸⁾	2-2	North Carolina
5-9	H	W	17-2	The Citadel
5-10	A	W ⁽⁶⁾	15-8	Erskine
5-11	A	W	12-4	South Carolina

N1 - Charlotte, NC

1902 (9-3)

Head Coach: John Heisman (2nd Season)

Date	St	W-L	Score	Opponent
3-29	N1	L	5-16	North Carolina
4-1	H	W	10-2	Hobart
4-3	H	W ⁽⁶⁾	6-2	Cornell
4-5	N2	W ⁽⁷⁾	9-0	Virginia Tech
4-7	A	W	4-2	The Citadel
4-11	H	W	11-3	Mercer
4-12	A	L	4-12	Georgia Tech
4-17	H	L	1-2	Georgia
4-25	A	W	1-0	Newberry
4-26	A	W	3-1	South Carolina
5-9	A	W	11-3	Furman
5-13	H	W	6-3	Wofford

\$ - forfeited in the seventh inning with Clemson ahead 25-0; N1 - Charlotte, NC; N2 - Charleston, SC

1903 (9-1)

Head Coach: John Heisman (3rd Season)

Date	St	W-L	Score	Opponent
4-4	H	W	11-0	Davidson
4-10	A	W	13-8	Georgia
4-11	A	W	5-1	Georgia Tech
4-13	A	W ⁽⁵⁾	3-0	Auburn
4-14	A	W	5-3	Mercer
4-18	H	L	2-5	Erskine



John Heisman, a name synonymous with college football, coached the Tiger baseball program to a 28-6-1 record from 1901-03. His winning percentage (81.4) is still the highest in school history.

4-21	H	W	18-3	Wake Forest
5-1	A	W	10-4	Wofford
5-6	A	W	6-5	Newberry
5-11	H	W	11-1	Wofford

1904 (8-5-1)

Head Coach: John McMakin (1st Season)

Date	St	W-L	Score	Opponent
3-28	H	T	2-2	Newberry
4-2	A	W	5-3	Erskine
4-9	H	L	1-2	Furman
4-12	H	L	3-5	Wofford
4-18	N1	L	3-6	Davidson
4-19	A	W	15-1	Belmont Abbey
4-22	A	W	6-1	Georgia Tech
4-23	A	W ⁽¹²⁾	6-3	Georgia
4-27	A	L ⁽¹⁰⁾	2-4	Wofford
4-29	A	L	3-6	Mercer
4-30	A	W	12-4	Mercer
5-6	N2	W	11-1	Erskine
5-7	N2	W	15-8	Duke
5-14	H	W	11-1	Georgia Tech

N1 - Charlotte, NC; N2 - Anderson, SC

1905 (6-8-1)

Head Coach: John McMakin (2nd Season)

Date	St	W-L	Score	Opponent
4-1	H	L	2-3	Georgia
4-8	H	W ⁽⁷⁾	8-3	Erskine
4-12	H	W ⁽¹¹⁾	4-3	Duke
4-14	A	L	0-2	Mercer
4-15	A	W	6-1	Mercer
4-22	A	L	4-5	Georgia Tech ⁽¹⁾
4-22	A	W	5-3	Georgia Tech ⁽²⁾
5-1	A	L	1-3	Newberry
5-3	A	W	10-4	Wofford
5-5	A	L	1-8	Furman
5-6	A	W	10-5	Erskine
5-10	H	L	1-2	Furman
5-13	A	L	2-5	Georgia
5-19	A	L	6-8	Furman
5-20	N1	T	3-3	Wofford

N1 - Anderson, SC

1906 (6-10-1)

Head Coach: John McMakin (3rd Season)

Date	St	W-L	Score	Opponent
3-24	A	L	1-3	Georgia Tech
3-31	A	L	2-9	Georgia ⁽¹⁾
3-31	A	L	3-4	Georgia ⁽²⁾

4-7	H	L	6-7	Furman
4-12	H	W	13-4	Duke
4-20	A	L	0-4	Mercer
4-21	A	T ⁽¹³⁾	3-3	Mercer
4-25	A	W	9-2	Wofford
4-26	N1	W	8-0	Presbyterian College
4-27	N1	W	11-5	Furman
4-28	A	L	3-6	Newberry
4-30	H	L	0-6	Georgia Tech
5-4	N2	L	0-7	Duke
5-5	A	L	3-4	Furman
5-11	H	W	19-5	Wofford
5-12	N3	W	7-1	Wofford
5-19	H	L	2-4	Newberry

N1 - Greenwood, SC; N2 - Charlotte, NC; N3 - Anderson, SC

1907 (9-7-1)

Head Coach: Frank Shaughnessy (1st Season)

Date	St	W-L	Score	Opponent
3-23	A	W	15-1	Presbyterian College
3-30	H	W	4-2	South Carolina
4-5	A	L	2-4	Georgia Tech
4-6	A	T ⁽¹¹⁾	2-2	Georgia Tech
4-12	H	W	8-0	Presbyterian College
4-13	A	W	7-5	Georgia
4-18	H	L	1-3	Erskine
4-20	H	L	0-2	Georgia
4-25	A	W	10-1	Wofford
4-26	N1	L	2-10	Furman
4-27	A	W	5-1	Newberry
4-29	A	L	2-6	South Carolina
4-30	A	L	2-5	Erskine
5-3	N2	L	4-5	Duke
5-4	N2	W	3-0	Duke
5-11	A	W	11-8	Furman
5-18	H	W	7-1	Newberry

N1 - Greenwood, SC; N2 - Charlotte, NC

1908 (6-11)

Head Coach: Robert Lynch (1st Season)

Date	St	W-L	Score	Opponent
3-28	H	W	7-2	Presbyterian College
4-3	A	L	2-4	Georgia Tech
4-4	A	L ⁽¹¹⁾	4-5	Georgia Tech
4-9	H	L	2-4	South Carolina
4-11	H	W	11-1	Furman
4-14	H	L	4-6	Wofford
4-17	H	W	5-4	Erskine
4-23	A	L	7-8	Newberry

4-24	N1	W	8-2	Furman
4-30	A	L	2-4	Wofford
5-1	N2	L	3-5	Duke
5-2	N3	L	0-1	Duke
5-8	A	L	0-8	Georgia
5-9	A	L	0-6	Georgia ⁽¹⁾
5-9	A	L	0-7	Georgia ⁽²⁾
5-13	H	W	4-3	Newberry
5-16	A	W	4-2	Newberry

N1 - Greenwood, SC; N2 - Charlotte, NC; N3 - Winston-Salem, NC

1909 (10-12)

Head Coach: Jesse Reynolds (1st Season)

Date	St	W-L	Score	Opponent
3-29	H	W	5-4	Riverside Military
4-2	H	W	2-0	Georgia
4-3	H	W	10-3	Georgia
4-5	H	W	15-4	North Georgia
4-6	H	L	2-6	North Georgia
4-7	H	W	6-3	Erskine
4-10	A	W	7-6	Furman
4-14	A	L	2-4	Riverside Military
4-15	A	L	3-5	Gordon Military
4-16	A	W	7-4	Mercer
4-17	A	L	2-6	Mercer
4-21	H	L	7-8	Duke
4-22	A	L	2-3	Wofford
4-24	N1	L	1-4	Duke ⁽¹⁾
4-24	N1	L	0-1	Duke ⁽²⁾
4-29	A	L	0-3	Newberry
4-30	N2	L	5-6	Furman
5-1	A	L	0-3	Erskine
5-4	H	W	6-2	Wofford
5-7	A	L	0-3	South Carolina
5-8	A	W	4-2	South Carolina
5-11	H	W	8-2	Newberry

N1 - Chester, SC; N2 - Greenwood, SC

1910 (10-11)

Head Coach: Joe Holland (1st Season)

Date	St	W-L	Score	Opponent
3-25	H	L	1-8	Erskine
3-26	H	W	4-0	Erskine
3-28	H	W	4-2	Riverside Military
4-1	A	W	1-0	Georgia
4-2	A	L	0-5	Georgia
4-8	H	W	2-1	Duke
4-9	H	L	3-14	Duke
4-14	A	W	8-1	Wofford ⁽¹⁾

4-14	A	W	5-4	Wofford ⁽²⁾
4-15	A	L	4-8	Newberry
4-16	A	L	5-3	Newberry
4-22	H	W	5-0	Furman
4-23	H	W ⁽¹¹⁾	3-2	Furman
4-29	N1	W	6-5	Erskine ⁽¹⁾
4-29	N1	L ⁽¹¹⁾	2-3	Erskine ⁽²⁾
4-30	A	L	6-8	Presbyterian College
5-13	A	L	0-5	Georgia Tech
5-14	A	L ⁽⁷⁾	0-4	Georgia Tech ⁽¹⁾
5-14	A	L ⁽⁷⁾	3-11	Georgia Tech ⁽²⁾
5-16	A	L	2-4	Mercer
5-17	A	L	1-9	Mercer

N1 - Greenwood, SC

1911 (13-10)

Head Coach: Frank Dobson (1st Season)

Date	St	W-L	Score	Opponent
3-27	H	L	2-5	Georgia
3-28	H	L	0-3	Georgia
3-31	A	W	2-1	Erskine
4-1	A	W	8-3	Erskine
4-3	H	W	6-3	College of Charleston
4-7	A	W	4-0	Furman
4-14	H	W	2-1	Newberry
4-15	H	W	3-2	Newberry
4-21	H	W	6-0	Presbyterian College
4-22	H	W	6-2	Presbyterian College
4-26	A	W	8-5	Wofford
4-27	N1	L	0-7	Duke ⁽¹⁾
4-27	N1	L	5-9	Duke ⁽²⁾
4-28	A	W	6-1	College of Charleston
4-29	A	W	3-0	The Citadel
5-1	A	W	6-4	Furman
5-5	H	W	6-0	Wofford
5-6	H	L	2-3	Wofford
5-10	A	L ⁽⁸⁾	0-6	Mercer ⁽¹⁾
5-10	A	L ⁽⁷⁾	5-11	Mercer ⁽²⁾
5-12	A	L ⁽¹²⁾	6-7	Auburn
5-13	A	L ⁽⁸⁾	4-5	Auburn ⁽¹⁾
5-13	A	L	2-3	Auburn ⁽²⁾

N1 - Sumter, SC

1912 (11-6)

Head Coach: Frank Dobson (2nd Season)

Date	St	W-L	Score	Opponent
3-29	A	L	0-8	Georgia
3-30	A	L	1-5	Georgia
4-3	H	W	6-0	College of Charleston
4-5	H	W	6-3	Erskine
4-6	H	W	4-3	Erskine
4-12	A	W	6-4	Georgia Tech
4-13	A	L	2-4	Georgia Tech
4-19	H	W	8-3	Furman
4-24	A	L ⁽¹⁰⁾	2-3	Wofford
4-25	A	W	4-2	Wofford
4-26	A	W	4-3	Newberry
4-27	A	L	1-4	Newberry
5-3	A	W	3-2	Presbyterian College
5-4	A	W	5-1	Presbyterian College
5-6	H	W	2-1	Auburn

5-7	H	W	4-3	Auburn
5-8	H	L	0-4	Auburn

1913 (13-5)

Head Coach: Frank Dobson (3rd Season)

Date	St	W-L	Score	Opponent
3-28	A	L	0-3	Georgia Tech
3-29	A	L	1-3	Georgia Tech
4-4	H	W	10-8	Georgia
4-5	H	L	4-10	Georgia
4-8	A	W	9-3	Furman
4-12	A	W	3-2	Erskine
4-15	H	W	5-0	Erskine
4-18	H	W	5-1	Presbyterian College
4-25	H	L	1-6	Wake Forest
4-26	H	W	4-0	Furman
4-30	A	W	14-5	Wofford
5-1	A	W	9-0	Wofford
5-2	A	W	11-1	Presbyterian College
5-3	A	W	10-3	Newberry
5-5	H	W	6-5	Newberry
5-8	A	L	3-9	Auburn
5-9	A	W	18-4	Auburn
5-10	A	W	5-3	Auburn

\$ - no-hit game

1914 (16-6)

Head Coach: Thomas Robertson (1st Season)

Date	St	W-L	Score	Opponent
3-27	A	W	6-3	Georgia
3-28	A	L ⁽¹¹⁾	6-7	Georgia
4-3	H	W ⁽¹¹⁾	2-1	Erskine
4-4	H	W ⁽⁷⁾	8-0	Erskine
4-10	A	W ⁽¹⁰⁾	7-3	Mercer
4-11	A	L	5-7	Mercer
4-15	H	W	6-5	Wofford
4-16	H	W	5-0	The Citadel
4-18	H	W	5-1	Furman
4-21	A	L	9-10	Furman
4-24	N1	W	9-1	Erskine ⁽¹⁾
4-24	N1	W	6-0	Erskine ⁽²⁾
4-29	A	W	7-3	Presbyterian College
4-30	A	W	6-2	Presbyterian College
5-1	A	W	7-4	Newberry
5-2	A	W	15-9	Newberry
5-6	A	L	6-7	Wofford
5-7	A	W	7-6	Wofford
5-9	A	W	5-1	Furman
5-14	H	L	4-5	Auburn
5-15	H	W	13-5	Auburn
5-16	H	L	2-6	Auburn

N1 - Rock Hill, SC

1915 (13-7)

Head Coach: Vet Sitton (1st Season)

Date	St	W-L	Score	Opponent
3-26	N1	W	3-2	Furman
4-3	H	W	10-2	Furman
4-9	A	L	1-2	Erskine
4-10	A	L	6-8	Erskine
4-13	H	W	7-4	Richmond

4-14	A	W	7-4	Wofford
4-15	A	W	12-1	Wofford
4-17	H	W	13-3	The Citadel
4-27	H	W	8-2	Presbyterian College
4-28	H	W	2-1	Presbyterian College
4-30	H	L	3-6	Georgia
5-1	H	L	3-9	Georgia
5-8	A	L	3-10	Auburn ⁽¹⁾
5-8	A	L ⁽⁷⁾	1-3	Auburn ⁽²⁾
5-8	A	L ⁽⁷⁾	0-2	Auburn ⁽³⁾
5-13	H	W	18-7	Newberry
5-14	H	W	14-1	Newberry
5-15	A	W	10-1	Furman
5-17	N2	W	8-2	Furman
5-18	N2	W	5-3	Furman

N1 - Anderson, SC; N2 - Greenwood, SC

1916 (13-11-1)

Head Coach: Vet Sitton (2nd Season)

Date	St	W-L	Score	Opponent
3-27	H	W	4-2	WestVirginiaWesleyan
3-29	H	L	2-3	Erskine
4-4	H	W	6-0	Wofford
4-8	A	W	12-3	Erskine
4-11	H	W	4-2	The Citadel
4-12	H	W	16-1	The Citadel
4-13	H	W	11-1	Virginia Tech
4-14	H	L	3-4	Virginia Tech
4-18	A	W	7-0	Wofford
4-19	A	L	3-4	Furman
4-21	A	L	1-4	Georgia
4-22	A	L ⁽¹¹⁾	4-6	Georgia
4-24	N1	L	2-3	Wofford
4-25	N1	T ⁽¹⁷⁾	0-0	Furman
4-27	A	W	16-6	Duke
4-28	A	L	4-5	Duke
4-29	A	W	2-0	# Virginia Military
5-1	A	L	7-10	Virginia Tech
5-5	N1	W	5-4	Auburn
5-6	H	L	1-9	Auburn ⁽¹⁾
5-6	H	L	1-3	Auburn ⁽²⁾
5-8	H	W	3-0	Duke
5-9	H	W	13-3	Duke
5-12	N1	L	0-4	South Carolina
5-13	N1	W	7-5	South Carolina

\$ - first baseball game played on Riggs Field; # - no-hit game; N1 - Anderson, SC

1917 (13-13)

Head Coach: Country Morris (1st Season)

Date	St	W-L	Score	Opponent
3-28	H	L	3-9	WestVirginiaWesleyan
3-29	H	L	5-6	WestVirginiaWesleyan
3-30	H	W	2-1	Erskine
3-31	A	W	3-0	Erskine
4-2	A	L	1-2	South Carolina
4-3	A	W	18-2	South Carolina
4-6	H	W	2-1	Wofford
4-7	H	W	9-2	Oglethorpe
4-10	H	W	15-1	Furman
4-13	A	L ⁽¹³⁾	0-1	Presbyterian College

4-14	A	W	6-3	Newberry
4-16	H	W	4-2	South Carolina
4-17	H	W	6-3	South Carolina
4-20	N1	W	2-1	Georgia
4-21	N1	L	2-3	Georgia
4-25	H	L	2-3	Georgia Tech
4-26	H	L	1-5	Georgia Tech
5-4	A	L	0-7	Auburn
5-5	A	L	3-8	Auburn
5-6	A	W ⁽⁷⁾	7-4	Auburn
5-8	A	L	3-5	Mercer ⁽¹⁾
5-8	A	L ⁽⁷⁾	1-2	Mercer ⁽²⁾
5-9	A	L	2-8	Georgia
5-12	H	L	1-2	Newberry
5-17	A	W	1-0	Wofford
5-18	A	W	7-5	Wofford

N1 - Anderson, SC

1918 (11-6)

Head Coach: Edward Donahue (1st Season)

Date	St	W-L	Score	Opponent
4-5	H	L	1-2	North Carolina
4-10	H	W ⁽¹¹⁾	4-3	Wofford
4-12	H	L	2-3	Oglethorpe
4-13	H	W	7-6	Oglethorpe
4-16	H	W	7-2	Wake Forest
4-20	A	W	8-3	Furman
4-23	H	W	6-5	Georgia
4-24	H	L	0-2	Georgia
4-27	H	W	3-2	Erskine
5-2	H	L	1-2	Guilford
5-3	H	L	2-5	Guilford
5-6	A	W	8-3	Oglethorpe
5-7	A	W	7-3	Oglethorpe
5-9	H	W ⁽⁸⁾	7-0	Furman
5-16	A	W	3-0	Wofford
5-17	A	W	3-2	South Carolina
5-18	A	L ⁽¹²⁾	2-3	South Carolina

1919 (6-15-1)

Head Coach: Edward Donahue (2nd Season)

Date	St	W-L	Score	Opponent
3-25	H	L	0-2	Furman
4-5	A	L	0-5	Georgia Tech ⁽¹⁾
4-5	A	L ⁽⁷⁾	3-9	Georgia Tech ⁽²⁾
4-7	A	L	0-1	Georgia
4-10	A	L	0-9	Georgia
4-12	H	L	4-6	Newberry
4-14	H	L	2-8	Duke
4-15	H	L ⁽¹²⁾	1-3	Duke
4-18	H	L	2-8	Alabama
4-19	H	W ⁽¹¹⁾	4-3	Alabama
4-23	H	L	6-7	Georgia
4-24	H	T ⁽¹¹⁾	2-2	Georgia
4-25	H	L	1-2	South Carolina
4-26	H	W	8-2	South Carolina
4-28	H	L	1-2	Presbyterian College
5-1	N1	L	1-6	Erskine
5-6	H	L	7-10	Wofford
5-9	H	W	8-3	The Citadel
5-14	A	L	0-3	Erskine
5-15	A	W	3-1	Newberry
5-16	A	W	4-0	South Carolina
5-17	A	W	1-0	South Carolina

N1 - Anderson, SC

1920 (4-15)

Head Coach: Country Morris (2nd Season)

Date	St	W-L	Score	Opponent
4-2	H	L	2-6	Georgia
4-3	H	L	0-3	Georgia
4-5	H	L ⁽⁷⁾	0-10	Auburn
4-6	H	L	2-16	Auburn
4-10	A	L ⁽¹²⁾	4-5	Furman
4-15	A	L	0-1	Newberry
4-16	A	W ⁽⁸⁾	14-9	South Carolina
4-17	A	W	14-5	South Carolina
4-23	A	L	1-2	Georgia Tech
4-24	A	L ⁽¹⁰⁾	4-5	Georgia Tech
4-27	H	W	6-2	Presbyterian College
4-29	H	L	3-6	Elon
5-1	H	L	0-3	Erskine
5-4	H	L	0-5	Wofford
5-8	A	L	5-7	Presbyterian College
5-11	H	W	5-3	South Carolina
5-12	H	L	5-8	South Carolina
5-14	A	L	1-5	Georgia
5-15	A	L	0-8	Georgia



The 1918 Tigers had an 11-6 record under Head Coach Edward Donahue.

1921 (5-14)

Head Coach: Larry Conover (1st Season)

Date	St	W-L	Score	Opponent
3-25	H	L ⁽¹⁰⁾	1-2	Georgia
3-26	H	L	2-10	Georgia
4-1	A	L	0-7	Georgia Tech
4-2	A	L	0-10	Georgia Tech
4-5	H	W	3-2	Erskine
4-8	A	L	1-12	Auburn
4-9	A	L	1-12	Auburn
4-13	H	L	1-4	Furman
4-15	N1	L	2-8	Newberry
4-20	A	L	1-2	Furman
4-21	H	L	3-5	Wake Forest
4-26	H	L	4-6	Davidson
4-27	H	W	8-0	Presbyterian College
5-4	H	W ⁽¹²⁾	1-0	N.C. State
5-5	H	W	5-0	South Carolina
5-6	A	L	4-7	Wofford
5-7	A	W	6-1	Presbyterian College
5-11	A	L	3-5	Erskine
5-12	A	L	0-5	Newberry

N1 - Greenwood, SC

1922 (10-8)

Head Coach: L.V.H. Durfee (1st Season)

Date	St	W-L	Score	Opponent
3-24	A	L	4-9	Georgia Tech
3-25	A	L	2-6	Georgia Tech
4-3	H	W	5-0	Presbyterian College
4-6	A	L	1-2	Georgia
4-7	A	L	1-2	Georgia
4-8	H	W	11-3	The Citadel
4-12	N1	W ⁽¹³⁾	4-1	Wofford
4-14	H	W	6-0	Erskine
4-15	A	L	1-8	Furman
4-21	A	W	3-0	Presbyterian College
4-22	A	W	8-3	Presbyterian College
4-26	H	W	3-1	South Carolina
4-27	H	W	4-3	Davidson
5-2	H	W	7-1	Wofford
5-4	N1	W	5-1	Erskine
5-11	H	L	0-4	Furman
5-12	A	L	8-9	Newberry
5-13	A	L	4-8	South Carolina

N1 - Anderson, SC

1923 (13-8-1)

Head Coach: L.V.H. Durfee (2nd Season)

Date	St	W-L	Score	Opponent
3-30	H	W	8-0	Furman
3-31	A	W	3-0	Furman
4-3	H	W	6-2	Maryland
4-5	H	W	2-0	Erskine
4-6	H	L	2-6	Georgia
4-7	H	W	2-1	Georgia
4-9	H	W	17-1	Presbyterian College
4-12	H	L	0-9	Duke
4-14	A	W	6-1	Furman
4-18	A	W	5-3	Birmingham-Southern
4-19	A	L	4-6	Alabama
4-20	A	L	0-2	Mississippi
4-21	A	L	2-6	Mississippi
4-23	A	W	4-0	Erskine
4-25	H	L	4-12	Virginia Tech
4-26	H	L	2-3	Davidson
4-27	H	W	4-3	Newberry
4-30	H	T ⁽¹³⁾	3-3	Furman
5-3	H	W	5-3	The Citadel
5-4	A	W	3-0	Newberry
5-7	H	L	0-1	Mississippi College
5-8	H	W	4-1	Mississippi College

1924 (6-10)

Head Coach: L.V.H. Durfee (3rd Season)

Date	St	W-L	Score	Opponent
3-28	H	L	5-19	Georgia
3-29	H	L	4-11	Georgia
4-15	A	L	1-4	Furman
4-16	H	L	4-7	Presbyterian College
4-17	H	W	6-0	South Carolina
4-19	A	L	0-7	Wofford
4-22	N1	L	4-11	Furman
4-26	H	L	1-14	Oglethorpe
4-28	H	L	7-12	Wofford
5-3	H	L	3-7	Furman
5-5	H	W	4-1	Erskine
5-7	A	W	4-1	Erskine
5-8	N2	W	4-1	Presbyterian College
5-9	A	L	2-7	Newberry



Flint Rhem (center left) played three years (1922-24) at Clemson before totaling 105 victories on the mound in 12 seasons in the Major Leagues.

5-10	A	W	8-7	South Carolina
5-12	N2	W	10-3	The Citadel

\$ - no-hit game; N1 - Anderson, SC; N2 - Laurens, SC

1925 (11-14)

Head Coach: Thomas May (1st Season)

Date	St	W-L	Score	Opponent
3-20	A	L	0-4	Georgia Tech
3-21	A	L	0-6	Georgia Tech
3-30	A	L	1-7	Georgia
3-31	A	L	0-6	Georgia
4-2	H	W	7-3	North Georgia
4-3	H	L	6-9	North Georgia
4-4	H	W	11-2	North Georgia
4-6	H	W	5-4	Wofford
4-7	H	W	4-2	Wofford
4-11	H	L	3-7	Furman
4-13	H	L	0-5	Michigan
4-14	H	L	1-7	Michigan
4-17	H	W	3-2	Presbyterian College
4-18	A	L	2-13	Wofford
4-21	H	W ⁽¹³⁾	9-8	Tennessee
4-22	A	L	4-7	Furman
4-24	H	W	6-2	South Carolina
4-29	A	W ⁽¹²⁾	2-1	Erskine
4-30	N1	L	2-9	Presbyterian College
5-1	A	L	8-9	Newberry
5-2	A	L	7-8	South Carolina
5-4	N2	W	7-5	Auburn
5-8	H	L	1-4	Virginia Tech
5-11	H	W ⁽¹⁰⁾	9-8	Erskine
5-13	H	W	6-4	The Citadel

N1 - Laurens, SC; N2 - Anderson, SC

1926 (8-11)

Head Coach: Cul Richards (1st Season)

Date	St	W-L	Score	Opponent
3-19	A	L	2-5	Georgia Tech
3-20	A	W ⁽¹⁰⁾	6-5	Georgia Tech
3-25	H	L	5-9	Furman
3-27	A	L	1-2	Furman
4-3	A	L	5-6	Wofford
4-7	A	L	0-10	Auburn
4-8	A	L	0-7	Auburn
4-13	H	W ⁽¹⁰⁾	7-6	Presbyterian College
4-15	A	W ⁽¹⁰⁾	8-2	Erskine
4-16	A	L	0-4	Newberry
4-17	A	L	0-3	South Carolina
4-21	H	W	11-5	N.C. State
4-22	H	W	9-0	Davidson
4-23	H	W	8-3	The Citadel
4-26	H	W	12-0	Wofford
4-28	N1	L	1-5	Presbyterian College
5-3	H	L	0-2	Newberry
5-4	H	L	2-3	Erskine
5-7	H	W	10-3	Duke

N1 - Laurens, SC

1927 (11-13-1)

Head Coach: Tink Gillam (1st Season)

Date	St	W-L	Score	Opponent
3-18	A	L	5-11	Georgia Tech
3-19	A	L	1-10	Georgia Tech
3-25	H	W ⁽¹⁰⁾	3-2	Erskine
3-28	H	L	7-10	Georgia
3-29	H	L	8-10	Georgia
4-1	A	L	3-6	Oglethorpe
4-2	A	L	1-5	Oglethorpe
4-8	H	W	4-3	South Carolina
4-9	H	W	10-6	Davidson
4-11	H	W	5-4	Newberry
4-13	A	L ⁽¹¹⁾	8-9	South Carolina
4-14	A	W	16-4	Newberry
4-15	A	W	12-4	Presbyterian College
4-16	A	W	11-3	Erskine
4-20	H	L	5-11	Auburn
4-22	A	L	4-8	Georgia
4-23	A	L	0-9	# Georgia
4-27	H	W	6-5	Furman
4-28	H	L	6-7	Presbyterian College
5-4	A	L	2-6	Auburn
5-5	A	T ⁽⁶⁾	3-3	Auburn
5-9	H	W	7-0	N.C. State
5-10	H	W	4-1	The Citadel
5-12	A	L ⁽¹⁰⁾	1-2	Furman
5-13	H	W	7-4	Wofford

- forfeited game

1928 (12-9-2)

Head Coach: Joe Guyon (1st Season)

Date	St	W-L	Score	Opponent
3-23	A	L	4-14	Georgia Tech
3-24	A	L	5-7	Georgia Tech
4-2	A	L	2-6	Auburn
4-3	A	T ⁽⁸⁾	6-6	Auburn
4-4	A	W	2-1	Florida
4-5	A	L	6-10	Florida
4-7	A	W	12-6	Mercer
4-12	H	L ⁽⁷⁾	2-4	Michigan ⁽¹⁾
4-12	H	L ⁽⁷⁾	2-6	Michigan ⁽²⁾
4-13	H	W	6-0	South Carolina
4-16	H	W	11-1	Presbyterian College
4-17	A	W	6-3	Newberry
4-18	A	T ⁽¹¹⁾	3-3	South Carolina
4-21	A	W	7-3	The Citadel
4-24	A	L	1-4	Erskine
4-26	H	W	6-0	Presbyterian College
4-27	H	W	6-2	Newberry
4-30	A	W ⁽¹⁰⁾	8-6	Furman
5-2	H	L	3-11	Auburn
5-3	H	L	6-9	Auburn
5-4	H	W	6-5	Auburn
5-9	H	W	7-2	Furman
5-11	H	W	4-3	Erskine

1929 (15-11-1)

"State Champions"

Head Coach: Joe Guyon (2nd Season)

Date	St	W-L	Score	Opponent
3-22	A	L	3-5	Georgia
3-23	A	L	2-4	Georgia
4-1	H	L ⁽¹¹⁾	0-2	South Carolina
4-3	A	L	1-2	Wofford
4-5	H	L	3-4	Georgia
4-6	H	W	9-7	Georgia
4-10	H	L	3-10	Michigan
4-11	H	L	4-16	Michigan
4-12	A	L	2-5	Georgia Tech
4-13	A	W	7-4	Georgia Tech
4-15	A	T ⁽¹²⁾	6-6	Auburn
4-16	A	W	4-3	Auburn
4-17	A	L	2-9	Oglethorpe
4-18	A	W	4-2	Oglethorpe
4-20	A	W	10-3	Furman
4-23	H	W	3-0	Newberry
4-24	H	W ⁽¹⁰⁾	6-5	Presbyterian College
4-26	H	W	3-0	Erskine
4-27	H	W	6-1	Furman
4-29	H	W	3-2	Wofford
4-30	H	L	4-5	Oglethorpe
5-3	A	W ⁽¹⁰⁾	1-0	Erskine
5-7	A	W	7-1	Presbyterian College
5-8	A	W	3-0	Newberry
5-9	A	L	6-8	South Carolina
5-11	A	W ⁽⁷⁾	4-0	The Citadel ⁽¹⁾
5-11	A	W ⁽⁷⁾	6-5	The Citadel ⁽²⁾

1930 (9-14)

Head Coach: Joe Guyon (3rd Season)

Date	St	W-L	Score	Opponent
3-28	A	L	9-10	Georgia Tech
3-29	A	L	1-4	Georgia Tech
3-31	A	L	3-7	Oglethorpe
4-1	A	L	4-5	Oglethorpe
4-4	A	W	8-5	Wofford
4-5	H	L	4-7	Erskine
4-7	H	L	2-5	Florida
4-8	H	W	9-3	Florida
4-11	H	W	11-5	Wofford
4-15	A	W	4-3	Furman
4-17	H	L	4-8	Newberry
4-19	H	W	4-1	South Carolina ⁽¹⁾
4-19	H	L	2-9	South Carolina ⁽²⁾
4-22	H	W	7-6	Furman
4-26	A	W	9-6	The Citadel
4-28	A	L	2-18	South Carolina
4-29	A	L ⁽¹⁰⁾	3-5	South Carolina
4-30	A	W	15-0	Newberry
5-1	A	L	7-9	Presbyterian College
5-2	A	L ⁽¹¹⁾	4-5	Erskine
5-5	H	L ⁽¹¹⁾	3-4	Auburn
5-6	H	L ⁽¹⁰⁾	10-14	Auburn

5-9 N1 W 12-6 The Citadel
N1 - Anderson, SC

1931 (6-2)

Head Coach: Joe Guyon (4th Season)

Date	St	W-L	Score	Opponent
4-9	H	W	6-3	Newberry
4-30	H	W	14-4	Davidson
5-2	A	L	1-10	South Carolina
5-4	A	W	6-2	The Citadel
5-11	H	W	6-1	The Citadel
5-12	H	W	3-2	The Citadel
5-13	H	W	5-4	South Carolina
5-14	H	L	1-5	South Carolina

Note: The season was shortened due to an outbreak of meningitis on campus in April.

1932 (14-6)

"State Champions"

Head Coach: Jess Neely (1st Season)

Date	St	W-L	Score	Opponent
3-24	H	L	3-4	Georgia
3-25	H	L	8-11	Georgia
4-4	H	W	9-3	Newberry
4-5	H	L	2-3	Newberry
4-7	A	W	7-1	Presbyterian College
4-15	A	L	0-4	South Carolina
4-16	A	W	10-4	South Carolina
4-18	A	W	14-1	Erskine
4-19	A	W ⁽¹⁰⁾	2-1	Erskine
4-21	H	W	14-5	Presbyterian College ⁽¹⁾
4-21	H	W ⁽⁷⁾	14-1	Presbyterian College ⁽²⁾
4-22	H	W ⁽¹⁰⁾	12-11	Presbyterian College
4-26	H	W	13-9	South Carolina ⁽¹⁾
4-26	H	L ⁽⁷⁾	2-5	South Carolina ⁽²⁾
5-3	A	W	10-4	Newberry
5-4	A	L	2-4	Newberry
5-9	H	W	13-10	Erskine
5-10	H	W	3-0	Erskine
5-12	H	W	10-9	South Carolina
5-13	H	W	6-5	South Carolina

1933 (10-10)

Head Coach: Jess Neely (2nd Season)

Date	St	W-L	Score	Opponent
3-24	H	L	11-14	Georgia
3-30	A	L	4-5	South Carolina
3-31	A	L	0-6	South Carolina
4-3	N1	W	11-4	Erskine
4-4	N1	L	4-5	Erskine
4-6	A	W	13-7	Presbyterian College
4-7	A	L	3-8	Presbyterian College
4-10	H	W	9-2	Newberry
4-11	H	W	6-5	Newberry
4-13	A	L	4-6	Furman
4-14	H	W	4-1	Furman
4-17	H	L	3-4	South Carolina
4-20	A	L	0-3	# Erskine
4-21	H	W	6-3	Erskine
4-25	H	W	15-11	Presbyterian College ⁽¹⁾
4-25	H	W ⁽⁷⁾	3-0	Presbyterian College ⁽²⁾
4-27	A	L	8-9	Newberry
4-28	A	W	6-1	Newberry
5-1	A	W	9-8	Furman
5-2	H	L ⁽⁷⁾	1-4	Furman

- no-hit game; N1 - Anderson, SC

1934 (8-8-1)

Head Coach: Jess Neely (3rd Season)

Date	St	W-L	Score	Opponent
3-30	H	L	6-7	Duke
3-31	H	W	10-5	Duke
4-4	H	L	9-11	Newberry
4-5	H	L	7-8	Furman
4-7	H	T ⁽¹¹⁾	7-7	N.C. State
4-9	A	W	15-8	Presbyterian College
4-10	A	W	5-3	Erskine
4-12	H	L	1-8	South Carolina
4-21	A	L	7-8	Furman
4-25	H	W	8-2	Presbyterian College
4-26	H	W ⁽¹²⁾	3-2	Erskine
4-27	A	L	4-5	Newberry
5-1	H	W	5-0	Wofford
5-2	A	L	4-6	South Carolina
5-3	A	W	9-6	Wofford
5-7	N1	W	5-2	Georgia
5-8	N1	L	3-4	Georgia

N1 - Gainesville, GA



Jess Neely (sitting), who coached the Tiger gridgers for nine seasons (1931-39), compiled a winning record in seven years as Clemson's baseball coach from 1932-38.

1935 (16-7-1)

"State Champions"

Head Coach: Jess Neely (4th Season)

Date	St	W-L	Score	Opponent
3-25	H	W	5-0	Michigan State
3-30	A	L	1-5	N.C. State
4-2	A	L	8-12	Duke ⁽¹⁾
4-2	A	W ⁽⁷⁾	3-0	Duke ⁽²⁾
4-5	H	W	4-0	Georgia Tech
4-9	H	W	10-2	Presbyterian College
4-12	A	L	0-2	Georgia
4-13	A	W	4-3	Georgia
4-15	A	W	12-3	Wofford
4-16	H	W	5-4	South Carolina
4-19	H	W	7-2	Georgia
4-20	H	W	6-4	Georgia
4-22	H	L	1-7	Newberry
4-24	A	T ⁽¹⁰⁾	4-4	Furman
4-25	H	W	5-1	Wofford
4-26	A	W	10-2	Georgia Tech
4-27	A	L	0-6	Georgia Tech ⁽¹⁾
4-27	A	L ⁽⁷⁾	1-2	Georgia Tech ⁽²⁾
4-30	H	W	5-0	Erskine
5-1	A	W	6-3	Presbyterian College
5-2	A	W	4-2	Erskine
5-7	H	W	3-2	Furman ⁽¹⁾
5-7	H	W ⁽⁷⁾	1-0	Furman ⁽²⁾
5-9	A	L	0-2	South Carolina

1936 (6-11)

Head Coach: Jess Neely (5th Season)

Date	St	W-L	Score	Opponent
3-30	H	L	0-18	Michigan State
4-3	H	L ⁽⁷⁾	0-6	Georgia
4-4	H	L	3-8	Georgia
4-11	H	L	3-6	Erskine
4-13	A	L	0-6	Erskine
4-16	H	L	4-9	Cincinnati
4-17	H	W	10-8	Presbyterian College
4-20	H	W	7-1	The Citadel
4-21	H	W	6-1	The Citadel
4-24	A	W	7-1	^ South Carolina
4-28	A	L ⁽⁷⁾	2-6	Presbyterian College
5-1	H	L	5-12	N.C. State
5-5	H	L	5-6	South Carolina
5-8	A	L	2-6	Georgia
5-9	A	W	5-4	Georgia
5-11	H	W	2-0	Newberry
5-13	A	L	0-3	Newberry

^ - Clemson's first night game

1937 (7-12)

Head Coach: Jess Neely (6th Season)

Date	St	W-L	Score	Opponent
3-30	H	L	1-8	Ohio
4-2	H	L	1-13	Georgia
4-3	H	W	3-2	Georgia
4-7	A	L	3-23	Erskine
4-9	A	L	0-5	Newberry

4-10	A	L	2-3	Wofford
4-12	A	L	7-10	The Citadel
4-13	A	L	0-3	The Citadel
4-15	A	W	5-4	Presbyterian College
4-16	H	L	2-5	Furman
4-20	H	W	6-5	Erskine
4-22	H	L	0-1	Newberry
4-24	H	W	9-4	Wofford
4-27	A	L	3-4	South Carolina
5-3	A	W	11-9	Georgia
5-4	A	W	6-1	Georgia
5-6	A	L	5-6	Presbyterian College
5-8	H	L	4-5	South Carolina
5-10	A	W	14-8	Furman

1938 (6-12)

Head Coach: Jess Neely (7th Season)

Date	St	W-L	Score	Opponent
3-31	A	W	9-5	Wofford
4-4	A	L	5-9	Newberry
4-6	H	W	7-6	Erskine
4-8	A	L	11-14	Georgia
4-11	N1	L	3-4	Erskine
4-13	H	W	4-2	Presbyterian College
4-15	H	W	10-8	Newberry
4-16	H	L ⁽¹⁰⁾	5-6	Davidson
4-19	H	L	5-7	Georgia
4-22	A	W	15-5	Presbyterian College
4-25	H	L	0-3	The Citadel
4-26	H	L	2-10	The Citadel
4-28	A	L	7-14	Furman
5-2	A	L	2-7	Davidson
5-3	H	L	3-12	South Carolina
5-9	H	W	6-1	Wofford
5-10	A	L	0-3	South Carolina
5-11	H	L	4-6	Furman

N1 - Anderson, SC

1939 (10-7)

Head Coach: Randy Hinson (1st Season)

Date	St	W-L	Score	Opponent
4-3	A	L	0-6	Georgia
4-4	A	L	4-27	Georgia
4-8	H	W	12-7	Ohio
4-10	H	L	7-11	Georgia
4-14	H	W	4-1	Newberry
4-15	A	L	0-2	Erskine
4-18	A	W	2-0	Wofford
4-20	H	W	10-7	Wofford
4-22	H	W	10-7	Presbyterian College
4-27	H	W	9-7	South Carolina
4-29	A	L	2-11	Newberry
5-1	A	W ⁽¹⁰⁾	7-5	South Carolina
5-2	A	W	4-0	The Citadel
5-3	A	L	2-7	The Citadel
5-5	H	L	4-6	Erskine
5-12	A	W	9-7	Furman
5-13	H	W	8-4	Furman

1940 (12-2-2)

Head Coach: Randy Hinson (2nd Season)

Date	St	W-L	Score	Opponent
3-23	H	W	15-2	Davidson
3-25	H	T ⁽⁷⁾	3-3	Michigan State
4-1	H	W	13-7	Wofford
4-6	A	W ⁽¹⁰⁾	6-5	Erskine
4-11	A	W	7-6	South Carolina
4-15	H	W	11-5	Presbyterian College
4-18	A	T	13-13	Furman
4-23	H	L	3-4	Erskine
4-26	H	W	7-1	South Carolina
4-27	A	W	12-1	Presbyterian College
4-29	A	W	7-2	Wofford
5-1	H	W	16-9	Furman
5-8	N1	W	12-1	The Citadel
5-9	N1	W	18-12	The Citadel
5-11	H	L	4-10	North Carolina
5-15	A	W	8-5	Davidson

N1 - Sumter, SC

1941 (10-6)

Head Coach: Tom Rogers (1st Season)

Date	St	W-L	Score	Opponent
3-25	H	L	4-5	Michigan State
4-5	H	L	10-14	Presbyterian College
4-8	H	L	7-12	Georgia
4-11	H	W	9-0	Furman
4-12	A	W	3-1	Erskine
4-15	A	L	2-3	Georgia
4-18	A	L	5-7	Furman
4-19	H	W	10-2	Erskine
4-22	H	W	10-1	Wofford
4-25	H	W	3-1	South Carolina
4-26	A	W	24-8	Wofford
4-28	H	W	22-0	Presbyterian College
5-3	H	W	11-7	Newberry
5-6	N1	W	8-6	Georgia
5-8	A	L	3-5	South Carolina
5-10	A	W	8-1	Newberry

N1 - Elberton, GA

1942 (8-8)

Head Coach: Tom Rogers (2nd Season)

Date	St	W-L	Score	Opponent
3-25	H	L	3-5	Duke
3-26	H	L	3-14	Duke
3-28	H	W	14-3	Newberry
4-1	H	L	5-11	Michigan State
4-3	A	W	8-1	Erskine
4-7	A	L	6-13	Georgia
4-10	H	W	18-9	Erskine
4-14	H	W ⁽¹²⁾	9-8	Georgia
4-20	A	L ⁽¹⁰⁾	11-12	Presbyterian College
4-22	A	L ⁽¹⁰⁾	3-4	Newberry
4-24	H	W	6-5	South Carolina
4-27	A	L ⁽¹⁰⁾	11-12	Furman
4-30	H	W	10-3	Wofford
5-2	A	W	13-5	Wofford

5-6	H	L	1-7	Furman
5-8	A	W	9-5	South Carolina

1943 (12-3)

Head Coach: Frank Howard (1st Season)

Date	St	W-L	Score	Opponent
3-31	A	W	12-4	Davidson
4-1	A	W	21-0	Davidson
4-5	H	W	13-12	Newberry
4-8	A	W	21-4	Furman
4-10	A	L	6-8	Newberry
4-14	H	W ⁽⁷⁾	19-3	Davidson
4-15	H	W	13-12	Furman
4-17	H	W	13-12	Presbyterian College
4-20	A	W	8-1	Georgia
4-24	A	W	5-4	Georgia Tech
4-28	A	L	4-7	Presbyterian College
4-29	H	W	8-2	Furman
5-1	H	W	20-8	Georgia
5-7	H	L	6-14	Georgia Tech
5-8	H	W ⁽¹⁰⁾	11-10	Georgia Tech

1944 (No Team)

1945 (7-6)

Head Coach: Walter Cox (1st Season)

Date	St	W-L	Score	Opponent
3-31	H	W	14-7	Wofford
4-4	A	W	15-14	Wofford
4-6	A	W	7-5	Newberry
4-7	A	L	0-6	Newberry
4-13	A	L	7-8	Presbyterian College
4-20	H	L	2-12	Presbyterian College
4-21	H	L	6-12	Presbyterian College
4-27	H	W	6-4	South Carolina
4-30	H	W	9-2	Wofford
5-4	A	L	7-11	South Carolina
5-5	A	L	0-4	South Carolina
5-9	A	W	4-2	Wofford
5-11	H	W	3-2	Newberry

1946 (12-5)

Head Coach: Randy Hinson (3rd Season)

Date	St	W-L	Score	Opponent
3-29	H	W	6-0	Erskine
4-3	A	L	1-2	South Carolina
4-5	H	W	23-0	Georgia
4-6	H	L	9-16	Georgia
4-9	H	W	5-4	Davidson
4-12	N1	L ⁽¹¹⁾	8-9	Georgia
4-13	A	W	10-6	Georgia
4-19	H	W	8-5	Presbyterian College
4-20	A	L	5-7	Newberry
4-23	A	W	4-2	Furman
4-26	A	W	5-1	Erskine
4-30	A	W	9-2	Wofford
5-6	H	L	1-6	Newberry
5-7	H	W	8-0	Wofford
5-11	A	W	8-3	Davidson
5-13	H	W	2-1	Furman
5-18	H	W	12-2	South Carolina

- no-hit game; N1 - Thomson, GA

1947 (24-5 Overall; 13-2 SoCon, 1st)

NCAA Southern Champion

NCAA Eastern Finals

Head Coach: Randy Hinson (4th Season)

Date	St	W-L	Score	Opponent
3-25	H	W	10-9	* N.C. State
3-28	H	W	10-9	* Duke
3-29	H	L	11-13	* Duke
4-3	A	W	8-2	Presbyterian College
4-7	H	W	4-3	Wofford
4-8	H	W	2-1	* Davidson
4-11	A	W	4-1	* South Carolina
4-12	A	W	17-8	* South Carolina
4-17	H	W	7-2	Georgia
4-18	A	W	14-4	* The Citadel
4-21	A	L	7-8	Georgia
4-24	H	W	9-4	Newberry
4-26	A	W	10-5	Newberry
4-30	H	W ⁽⁷⁾	8-5	* The Citadel
5-2	A	W	5-4	Erskine
5-3	A	W	11-5	Wofford
5-5	H	W	19-7	* Furman
5-6	A	L	4-7	* Furman
5-9	H	W	3-2	Erskine
5-10	A	W	15-1	* Davidson
5-13	H	W	9-6	* Furman
5-14	A	W	13-3	* Furman

5-23	H	W	17-3	* South Carolina
5-24	H	W	10-8	* South Carolina
6-12	N1	W	8-3	# Auburn
6-13	N1	W	1-0	# Alabama
6-14	N1	L	2-8	# Alabama ⁽¹⁾
6-14	N1	W	4-1	# Alabama ⁽²⁾
6-20	A	L	3-7	\$ Yale

* - SoCon game; # - NCAA Southern Playoffs; \$ - NCAA Eastern Finals; N1 - Charlotte, NC

1948 (14-12-1 Overall; 8-8-1 SoCon)

Head Coach: Walter Cox (2nd Season)

Date	St	W-L	Score	Opponent
3-22	H	T ⁽¹⁰⁾	8-8	* Virginia Tech
3-24	H	L	3-5	* Duke
3-25	H	L	2-3	* Duke
3-30	H	L	4-5	Ohio
4-1	H	L	1-4	* Washington & Lee
4-5	H	W	5-0	* Davidson
4-9	H	L	1-12	* North Carolina
4-10	A	L ⁽¹⁰⁾	6-7	* Davidson
4-12	A	L	2-5	Georgia
4-16	H	L	4-7	* South Carolina
4-17	H	W	11-2	* South Carolina
4-19	H	W	7-6	* Furman
4-23	H	W	9-2	Presbyterian College
4-24	A	L	4-5	Newberry
4-28	A	L	8-11	* Furman
4-30	A	W	8-1	Wofford
5-1	A	W	3-1	Erskine
5-3	H	L	1-3	* Furman
5-5	A	W	2-1	Presbyterian College
5-7	H	W	16-10	Wofford
5-10	A	W	5-4	* Furman
5-14	H	W	13-9	Newberry
5-15	N1	L	2-8	Erskine
5-18	H	W	4-3	* The Citadel
5-21	A	W	7-2	* South Carolina
5-22	A	W	6-5	* South Carolina
5-25	A	W	6-4	* The Citadel

* - SoCon game; N1 - Anderson, SC

1949 (11-12 Overall; 10-5 SoCon)

Head Coach: Walter Cox (3rd Season)

Date	St	W-L	Score	Opponent
3-26	H	W	8-1	* Davidson
3-30	H	W	13-3	* Duke
3-31	H	L	16-18	* Duke
4-1	A	W	4-3	Presbyterian College
4-4	H	L	6-12	Georgia

4-9	H	L	5-19	Presbyterian College
4-15	A	L	7-9	Florida
4-16	A	L ⁽¹⁰⁾	13-14	Florida
4-18	H	L	18-20	Wofford
4-19	H	W	9-6	* Furman
4-23	A	L ⁽⁷⁾	0-2	* The Citadel ⁽¹⁾
4-23	A	W ⁽⁷⁾	5-0	* The Citadel ⁽²⁾
4-26	A	L	9-10	Newberry
4-27	A	W	16-3	* Furman
5-2	H	W ⁽¹⁰⁾	6-5	* Furman
5-4	A	L	1-3	Wofford
5-6	H	W ⁽¹¹⁾	6-5	* South Carolina
5-10	A	W ⁽¹²⁾	4-3	* Furman
5-13	H	W	10-5	* The Citadel
5-14	H	W	16-4	* The Citadel
5-16	N1	L	1-6	* N.C. State
5-20	A	L	2-4	* South Carolina
5-21	A	L	6-7	* South Carolina

* - SoCon game; N1 - Laurinburg, NC

1950 (20-11 Overall; 13-3 SoCon)

NCAA District III Playoffs

Head Coach: Walter Cox (4th Season)

Date	St	W-L	Score	Opponent
3-24	H	W	14-12	Michigan State
3-25	H	L	5-18	Michigan State
3-29	H	L	8-9	* Duke
3-30	H	W	17-6	* Duke
4-1	A	W	15-2	Presbyterian College
4-6	N1	L	1-2	# Bradley
4-6	A	L	0-6	# Rollins
4-7	N1	W	9-1	# Bradley
4-8	A	W	13-9	# Rollins
4-11	H	W ⁽¹⁰⁾	11-10	Presbyterian College
4-12	A	L	5-8	Georgia
4-15	H	W	13-11	* Davidson
4-17	H	W	7-3	Georgia
4-18	H	W	12-0	* Furman
4-21	A	W	16-4	* The Citadel
4-22	A	W ⁽¹⁰⁾	7-5	* The Citadel
4-26	A	W	10-3	* Furman
4-29	A	L	4-6	* Davidson
5-1	H	W	21-6	* Furman
5-5	A	W	14-5	* South Carolina
5-6	A	L	2-10	* South Carolina
5-9	A	W	11-7	* Furman
5-12	H	W	19-10	* The Citadel
5-13	H	W	12-11	* The Citadel
5-15	H	W ⁽¹¹⁾	8-7	* South Carolina
5-16	H	W	18-9	* South Carolina

5-26	N2	L	2-14	+ Wake Forest
5-26	N2	W	1-0	+ Virginia Tech
5-27	N2	L	2-3	+ Maryland
6-8	N3	L	1-6	\$ Alabama
6-9	N3	L	2-4	\$ Kentucky

* - SoCon game; # - Rollins Invitational; + - SoCon Tournament; \$ - NCAA District III Playoffs; N1 - Winter Park, FL; N2 - Greensboro, NC; N3 - Knapolis, NC

1951 (18-7 Overall; 16-2 SoCon)

Head Coach: Walter Cox (5th Season)

Date	St	W-L	Score	Opponent
3-23	A	L	9-10	Rollins
3-24	A	L	2-5	Rollins
3-26	H	L	7-8	Michigan State
3-27	H	L	6-16	Michigan State
4-4	A	W	4-1	Erskine
4-7	A	W	12-5	* Davidson
4-9	H	W	8-6	* South Carolina
4-10	H	W	11-1	* South Carolina
4-14	A	W	15-5	* The Citadel ⁽¹⁾
4-14	A	W ⁽⁷⁾	3-1	* The Citadel ⁽²⁾
4-17	H	W	26-13	* Furman
4-20	H	W	7-6	* The Citadel
4-21	H	W	12-3	* The Citadel
4-25	A	W	10-8	* Furman
4-26	A	W	4-3	* Duke
4-27	A	W	4-3	* North Carolina
4-28	A	L	5-7	* N.C. State
4-30	H	W	6-1	* Furman
5-4	H	W	20-2	* Davidson
5-5	H	L ⁽¹⁰⁾	8-12	* Wake Forest
5-8	A	W	12-2	* Furman
5-11	N1	W	12-4	* South Carolina
5-12	A	W ⁽⁷⁾	16-5	* South Carolina
5-18	N2	W	6-2	+ West Virginia
5-19	N2	L	0-5	+ Duke

* - SoCon game; + - SoCon Tournament; N1 - Orangeburg, SC; N2 - Greensboro, NC

1952 (10-12 Overall; 10-10 SoCon)

Head Coach: Bob Smith (1st Season)

Date	St	W-L	Score	Opponent
3-24	H	L	3-13	Michigan State
3-25	H	L ⁽⁸⁾	1-5	Michigan State
3-28	H	L	8-14	* Duke
3-29	H	W	10-9	* Duke
4-2	H	W	21-5	* Davidson
4-4	N1	W	5-2	* South Carolina
4-5	A	L	4-6	* South Carolina
4-7	H	L	5-12	* Wake Forest
4-8	H	L	14-16	* Wake Forest
4-12	A	L	3-4	* Davidson
4-14	A	L	2-6	* Duke
4-15	A	L	7-11	* Wake Forest
4-18	H	L	5-8	* The Citadel
4-19	H	W	14-4	* The Citadel
4-23	H	W	4-2	* Furman
4-25	H	L	3-4	* North Carolina
4-29	A	L ⁽¹⁵⁾	4-5	* Furman
5-3	A	W ⁽¹⁰⁾	6-4	* The Citadel ⁽¹⁾
5-3	A	W ⁽⁷⁾	6-4	* The Citadel ⁽²⁾
5-5	H	W ⁽¹⁰⁾	12-11	* Furman ⁽¹⁾
5-5	H	W ⁽⁷⁾	5-4	* Furman ⁽²⁾
5-9	H	W	3-1	* South Carolina


* - SoCon game; N1 - Orangeburg, SC

1953 (11-6 Overall; 11-6 SoCon)

Head Coach: Bob Smith (2nd Season)

Date	St	W-L	Score	Opponent
3-24	H	W ⁽⁷⁾	4-3	* The Citadel ⁽¹⁾
3-24	H	W ⁽⁸⁾	11-7	* The Citadel ⁽²⁾
3-26	H	L	4-5	* Duke
4-3	A	L	4-5	* North Carolina
4-4	A	W	8-4	* N.C. State
4-8	A	W	15-1	* Furman
4-10	H	W ⁽⁷⁾	7-0	* Davidson ⁽¹⁾
4-10	H	W	6-4	* Davidson ⁽²⁾
4-13	H	W	13-4	* South Carolina
4-14	H	L	7-9	* South Carolina
4-22	H	W ⁽¹⁴⁾	13-12	* Furman
4-25	A	L ⁽⁷⁾	4-6	* Furman
5-1	N1	W	5-0	* The Citadel
5-2	A	L	1-5	* The Citadel
5-8	A	W	2-0	* South Carolina
5-9	A	L	4-13	* South Carolina
5-11	N2	W	3-1	* Furman

* - SoCon game; # - no-hit game; N1 - Orangeburg, SC; N2 - Anderson, SC



Walter Cox had a 70-48-1 record in five seasons (1945-48-51) as Clemson's coach. His 1950 team compiled a 20-11 overall record and a 13-3 SoCon mark along with playing in the NCAA District III Playoffs in Knapolis, NC.

1954 (14-10 Overall; 8-4 ACC, 1st)

ACC Champion

Head Coach: Bob Smith (3rd Season)

Date	St	W-L	Score	Opponent
3-22	A	W	3-2	Florida
3-23	A	L	9-10	Florida
3-26	N1	W ⁽⁸⁾	7-4	Ohio State
3-26	A	L	0-3	Rollins
3-27	N1	L	5-11	Ohio State
3-29	H	W	19-4	Washington & Lee
3-30	H	W	22-2	Washington & Lee
4-2	H	W	5-1	* N.C. State
4-3	H	W	8-4	* N.C. State
4-8	A	W	5-2	Furman
4-13	A	W	10-1	* South Carolina
4-15	A	W	5-3	* Wake Forest
4-20	A	W	5-0	* Wake Forest
4-23	A	W	5-4	* Duke
4-24	A	L	0-11	* Duke
4-30	H	W ⁽¹⁰⁾	4-3	* North Carolina
5-1	H	L	8-10	* North Carolina
5-4	H	W	2-0	* South Carolina
5-8	A	L	2-3	* Maryland ⁽¹⁾
5-8	A	L	0-3	* Maryland ⁽²⁾
5-12	H	L	9-13	Furman
5-15	N2	W	11-0	Newberry
5-22	H	L	10-11	\$ Virginia Tech
5-24	A	L	1-7	\$ Virginia Tech

* - ACC game; \$ - NCAA District III play-in game;

N1 - Winter Park, FL; N2 - Joanna, SC

1955 (7-11 Overall; 5-9 ACC, 7th)

Head Coach: Bob Smith (4th Season)

Date	St	W-L	Score	Opponent
3-29	N1	W	5-3	* Duke
4-2	H	L ⁽⁷⁾	2-3	* N.C. State
4-7	H	W	3-2	* Virginia
4-8	H	W	11-8	* Virginia
4-12	H	L	4-18	* Maryland ⁽¹⁾
4-12	H	L ⁽⁷⁾	2-11	* Maryland ⁽²⁾
4-15	A	L	4-6	Georgia Tech
4-16	A	W	8-4	Georgia Tech
4-19	A	W	7-2	Furman
4-22	A	L	3-10	* Duke
4-23	A	W	4-3	* North Carolina
4-25	A	L	4-11	* Wake Forest
4-26	A	W	12-10	* N.C. State
4-30	H	L	3-4	* South Carolina
5-6	H	L	11-15	* Wake Forest
5-7	H	L	8-11	* North Carolina
5-11	A	L	2-9	* South Carolina
5-14	H	L	7-8	Furman

* - ACC game; N1 - Anderson, SC

1956 (4-14-2 Overall; 2-10-2 ACC, 7th)

Head Coach: Bob Smith (5th Season)

Date	St	W-L	Score	Opponent
3-23	H	L	11-13	The Citadel
3-24	H	W	15-14	The Citadel
3-26	H	T	11-11	* Duke
3-30	A	L	3-7	* Virginia
3-31	A	L	6-9	* Virginia
4-2	A	W ⁽¹⁰⁾	6-4	* Maryland
4-9	A	L	4-5	Furman
4-13	H	L	7-10	* N.C. State
4-14	H	T ^(4/12)	6-6	* Wake Forest
4-18	H	L	6-21	Georgia Tech
4-20	A	L ⁽⁷⁾	0-6	* Duke ⁽¹⁾
4-20	A	L ⁽⁷⁾	3-8	* Duke ⁽²⁾
4-21	A	L	2-4	* North Carolina
4-25	A	L	1-2	Georgia Tech
4-27	A	W	5-1	* South Carolina
4-30	H	L	9-18	* North Carolina
5-3	H	W	4-2	Furman
5-7	A	L ⁽⁸⁾	0-14	* Wake Forest
5-8	A	L	1-5	* N.C. State
5-11	H	L	3-12	* South Carolina

* - ACC game

1957 (6-12 Overall; 3-11 ACC, 8th)

Head Coach: Bob Smith (6th Season)

Date	St	W-L	Score	Opponent
3-29	H	L	2-6	* Virginia
3-30	H	W	6-3	* Maryland
4-6	H	W	6-3	Furman
4-9	H	L	2-6	* Duke
4-12	H	L	5-6	* N.C. State
4-13	H	L	6-9	* Wake Forest
4-17	A	L	1-2	* North Carolina
4-19	A	L	2-6	* Duke

4-22	A	L	2-8	* N.C. State
4-23	A	L	1-6	* Wake Forest
4-27	A	L	3-4	* South Carolina
4-29	H	W	4-3	* North Carolina
5-1	A	L	3-5	Furman
5-6	A	W	5-0	Georgia Tech
5-7	H	W ⁽¹⁰⁾	7-6	Georgia Tech
5-10	A	L	2-4	* Maryland
5-11	A	L	3-8	* Virginia
5-14	H	W	10-6	* South Carolina

* - ACC game

1958 (22-8 Overall; 11-3 ACC, 1st)

ACC Champion

College World Series Participant

Head Coach: Bill Wilhelm (1st Season)

Date	St	W-L	Score	Opponent
3-24	H	W ⁽⁷⁾	7-5	Michigan State
3-27	A	W	9-1	Furman
3-31	A	W ⁽¹¹⁾	5-4	The Citadel
4-2	H	W	23-9	The Citadel
4-3	H	L	2-3	Michigan State
4-4	H	W	10-1	* Virginia
4-5	H	W	6-2	* Maryland
4-8	A	L	1-8	Georgia Tech
4-9	H	W	2-1	* North Carolina
4-14	A	W	10-4	* Virginia
4-15	A	W	13-4	* Maryland
4-16	A	W	6-5	* N.C. State
4-17	H	W	12-8	* Wake Forest
4-21	H	W	5-3	* South Carolina
4-25	A	L	1-2	* North Carolina
4-26	A	L	4-5	* Wake Forest
5-1	A	W	8-1	* Duke
5-3	A	W	15-11	* N.C. State
5-8	H	W	11-6	Furman
5-9	A	W	9-2	* South Carolina
5-12	A	L	1-7	* Duke
5-19	N1	W	4-1	^ North Carolina
6-5	N1	L	6-8	\$ Florida
6-7	N1	W	4-2	\$ George Washington
6-7	N1	W ⁽¹⁰⁾	8-5	\$ Florida State
6-9	N1	W	15-14	\$ Florida ⁽¹⁾
6-9	N1	W	3-1	\$ Florida ⁽²⁾
6-14	N2	W	4-1	! Arizona
6-15	N2	L	4-17	! Holy Cross
6-16	N2	L	3-5	! Western Michigan

* - ACC game; ^ - ACC Playoffs; \$ - NCAA District III Playoffs; ! - College World Series; N1 - Gastonia, NC; N2 - Omaha, NE

1959 (24-8 Overall; 9-5 ACC, 1st)

ACC Champion

College World Series Participant

Ranked #7 by Collegiate Baseball

Head Coach: Bill Wilhelm (2nd Season)

Date	St	W-L	Score	Opponent
3-23	H	W	8-6	The Citadel
3-26	H	W	6-1	Massachusetts
3-27	H	W	13-1	* Virginia
3-28	N1	W	9-2	* Maryland
3-30	A	W	8-2	Georgia
3-31	H	W	16-8	Adelphi
4-1	H	W	4-3	* Wake Forest
4-3	A	W	11-0	* South Carolina
4-4	A	W	6-4	Furman

4-6	H	L	3-6	* North Carolina
4-7	H	L	7-8	* N.C. State
4-14	A	L	3-7	* Maryland
4-15	A	L	3-4	* Virginia
4-24	A	W	2-1	* North Carolina
4-25	A	W	6-5	* Wake Forest
4-28	H	W	2-1	Georgia
4-30	A	W	12-7	* Duke
5-1	A	W	10-0	* Duke
5-2	A	L	2-9	* N.C. State
5-4	H	W	5-2	Georgia Southern
5-5	H	L	1-2	Georgia Southern
5-8	H	W	10-1	Furman
5-9	A	W	6-2	Oglethorpe
5-12	H	W	10-1	* South Carolina
5-16	N2	W	4-2	^ Wake Forest
5-18	N3	W	9-7	^ North Carolina
6-4	N3	W	9-6	\$ Georgia Tech
6-5	N3	W	24-2	\$ Florida State
6-6	N3	W	5-0	\$ Florida State
6-13	N4	L ⁽¹²⁾	2-3	! Arizona
6-14	N4	W	7-1	! Colorado State
6-15	N4	L	0-7	! Penn State

* - ACC game; ^ - ACC Playoffs; \$ - NCAA District III Playoffs; ! - College World Series; N1 - Orangeburg, SC; N2 - Thomasville, NC; N3 - Gastonia, NC; N4 - Omaha, NE

1960 (11-10-1 Overall; 7-6 ACC, 4th)

Head Coach: Bill Wilhelm (3rd Season)

Date	St	W-L	Score	Opponent
3-21	A	T	7-7	Georgia Southern
3-22	A	W ⁽⁸⁾	15-4	Georgia Southern
3-25	H	L	5-8	The Citadel
3-26	H	W	16-6	The Citadel
3-31	H	W	10-0	Georgia Tech
4-2	H	W	11-10	Georgia
4-8	H	W	15-5	* Virginia
4-9	H	L	5-20	* Maryland
4-15	A	W	4-0	* North Carolina
4-16	A	L	0-5	* N.C. State
4-19	A	W	6-2	* Virginia
4-23	H	W	12-10	* South Carolina
4-25	A	L	1-4	Georgia
5-2	H	W	15-5	* Wake Forest ⁽¹⁾
5-2	H	L ⁽⁷⁾	2-3	* Wake Forest ⁽²⁾
5-3	H	W	6-1	* Duke
5-4	H	W	4-2	* Duke
5-5	A	L	1-2	* South Carolina
5-9	H	L	3-6	* North Carolina
5-10	H	L ⁽¹⁰⁾	7-8	* N.C. State
5-13	H	L	4-6	Furman
5-14	A	L ⁽¹¹⁾	3-4	Furman

* - ACC game

1961 (12-11 Overall; 6-8 ACC, 5th)

Head Coach: Bill Wilhelm (4th Season)

Date	St	W-L	Score	Opponent
3-24	A	L	4-6	The Citadel
3-25	A	W	6-4	The Citadel
4-1	H	W	9-8	* Maryland
4-1	H	W	23-9	* Virginia
4-4	A	W	5-3	Georgia
4-7	H	L	5-8	* Duke
4-8	H	L	0-5	* Wake Forest
4-11	H	W	14-9	Furman

4-14	H	L	9-17	* North Carolina
4-18	H	W	21-5	* South Carolina
4-21	A	L	7-9	* Maryland
4-22	A	W	10-6	* Virginia
4-25	A	W	3-1	* South Carolina
4-28	A	L	2-9	* North Carolina
4-29	A	L ⁽⁷⁾	1-2	* N.C. State ⁽¹⁾
4-29	A	W	11-6	* N.C. State ⁽²⁾
5-2	A	W	15-5	Georgia Tech
5-5	A	L	3-4	* Wake Forest
5-6	A	L	1-3	* Duke
5-11	H	W	20-2	Rollins
5-12	H	L ⁽⁶⁾	2-4	Rollins
5-13	N1	W	7-4	% North Carolina
5-15	A	L ⁽⁶⁾	4-5	Furman

* - ACC game; % - not counted in ACC standings;

N1 - Belmont, NC

1962 (17-8 Overall; 8-6 ACC, T-3rd)

Head Coach: Bill Wilhelm (5th Season)

Date	St	W-L	Score	Opponent
3-20	A	L	2-10	Georgia
3-23	H	W	17-1	The Citadel
3-24	H	W	22-3	The Citadel
3-30	A	L	8-14	Florida State
4-3	H	W	6-3	Georgia
4-7	H	W	3-2	* Maryland
4-10	H	L	3-4	* Duke
4-14	A	W	3-2	* Maryland
4-16	A	W ⁽⁷⁾	11-2	* Virginia ⁽¹⁾
4-16	A	L	5-7	* Virginia ⁽²⁾
4-19	H	W	14-11	Florida State
4-20	H	W	6-4	* Wake Forest
4-21	A	W	9-6	Georgia Tech ⁽¹⁾
4-21	A	W ⁽⁷⁾	18-4	Georgia Tech ⁽²⁾
4-24	A	W	5-4	* South Carolina
4-27	A	L	5-11	* North Carolina
4-28	A	W	9-2	* N.C. State
5-2	H	W	7-3	Furman
5-4	A	L	4-20	* Wake Forest
5-5	A	L	3-7	* Duke
5-8	H	W	27-17	* South Carolina
5-11	H	W	11-4	* North Carolina
5-12	H	L	0-1	* N.C. State
5-14	N1	W	6-0	% Wake Forest
5-15	A	W	11-1	Furman

* - ACC game; % - not counted in ACC standings;

N1 - Belmont, NC

1963 (15-11 Overall; 9-5 ACC, T-2nd)

Head Coach: Bill Wilhelm (6th Season)

Date	St	W-L	Score	Opponent
3-21	A	L	7-10	Florida State
3-22	A	W	12-7	Florida State
3-23	A	L	3-12	Florida State
3-23	N1	W	17-4	Navy
3-27	A	W	6-4	Georgia Tech
3-29	A	W	7-4	The Citadel
3-30	A	L	3-7	# The Citadel
4-3	H	L	8-10	Georgia Tech
4-8	H	L	6-11	Georgia
4-10	A	L	2-5	Georgia
4-12	A	L	4-5	* Virginia
4-13	A	W	10-4	* Virginia
4-15	A	L	1-2	* Maryland
4-16	A	W ⁽¹³⁾	7-3	* Maryland



The 1958 team reached the College World Series in Bill Wilhelm's first season as Clemson's head coach.



4-19	H	W	14-7	* N.C. State
4-20	H	W	8-2	* North Carolina
4-23	H	W	9-2	* South Carolina
4-26	A	L	5-14	* Wake Forest
4-27	A	W	5-1	* Duke
5-3	H	W	5-4	* Duke
5-4	H	L	8-14	* Wake Forest
5-7	A	W	6-5	Furman
5-10	A	W	12-11	* N.C. State
5-11	A	L	4-6	* North Carolina
5-14	A	W	5-1	†* South Carolina
5-15	H	W	11-6	Furman

* - ACC game; # - no-hit game; † - Wilhelm's 100th victory; N1 - Tallahassee, FL

1964 (13-13 Overall; 6-7 ACC, T-4th)

Head Coach: Bill Wilhelm (7th Season)

Date	St	W-L	Score	Opponent
3-19	A	L	5-8	Florida State
3-20	A	W	8-5	Florida State
3-20	N1	L	3-6	Tennessee
3-21	A	L	6-12	Florida State
3-23	H	W	9-3	Yale
3-24	H	W	10-5	Yale
3-27	H	W	9-1	* Virginia
3-28	H	L	9-11	* Virginia
3-30	H	L	3-6	* Maryland
3-31	H	W	11-8	* Maryland
4-1	H	W	11-4	Cornell
4-9	A	W	11-9	Georgia
4-11	H	L	8-10	Georgia
4-14	H	W	22-4	Georgia Tech
4-17	A	L	2-3	* N.C. State
4-18	A	L	3-4	* North Carolina
4-24	A	W	5-3	* Duke
4-25	A	L ⁽¹⁾	3-4	* Wake Forest
4-28	A	W	4-2	* South Carolina
5-1	H	L	0-3	* Wake Forest
5-6	A	W	1-0	Furman
5-8	H	W	9-4	* N.C. State
5-9	H	L	5-12	* North Carolina
5-12	H	W	5-3	* South Carolina
5-13	H	L	9-10	Furman
5-14	A	L	3-4	Georgia Tech

* - ACC game; N1 - Tallahassee, FL

1965 (18-10-2 Overall; 9-5 ACC, 2nd)

Head Coach: Bill Wilhelm (8th Season)

Date	St	W-L	Score	Opponent
3-20	A	L	0-2	Georgia
3-22	A	W	4-2	The Citadel
3-23	A	W	6-2	The Citadel
3-30	H	L	3-6	Ohio
3-31	H	W ⁽⁷⁾	15-1	Miami (OH)
4-1	H	W	14-0	Miami (OH) ⁽¹⁾
4-1	H	W ⁽⁷⁾	9-0	Miami (OH) ⁽²⁾
4-3	H	W ⁽⁷⁾	4-2	Georgia Tech ⁽¹⁾
4-3	H	T ⁽⁷⁾	6-6	Georgia Tech ⁽²⁾
4-6	H	W	11-9	Furman
4-9	H	W	6-5	* North Carolina
4-10	H	L	5-8	* N.C. State
4-12	H	L	4-8	Georgia
4-16	A	L	1-6	* Maryland
4-17	A	L	1-2	* Maryland
4-20	A	W	5-2	* Virginia ⁽¹⁾
4-20	A	L	0-1	* Virginia ⁽²⁾
4-23	H	W	10-2	* Duke
4-24	H	W	9-5	* Wake Forest
4-26	H	W	9-8	Florida State
4-27	H	L	11-13	Florida State ⁽¹⁾
4-27	H	L ⁽⁵⁾	3-16	Florida State ⁽²⁾
4-30	A	L ⁽¹³⁾	3-4	* North Carolina
5-1	A	W	6-4	* N.C. State
5-4	H	W	18-1	* South Carolina
5-7	A	W	8-0	* Duke
5-8	A	W	2-0	* Wake Forest
5-11	A	T	4-4	Georgia Tech
5-13	A	W	9-3	* South Carolina
5-15	A	W	4-3	Furman

* - ACC game

1966 (20-7-2 Overall; 9-4 ACC, 2nd)

Head Coach: Bill Wilhelm (9th Season)

Date	St	W-L	Score	Opponent
3-21	H	W	11-0	Virginia Tech
3-22	H	W	9-6	Virginia Tech
3-25	H	W	11-5	The Citadel
3-26	H	W	27-2	The Citadel
3-28	H	T ⁽¹⁰⁾	12-12	Ohio
3-29	H	W	6-4	Ohio

3-30	H	W	8-3	Ohio
4-2	H	W	11-0	* Duke
4-5	H	W	7-3	* Wake Forest
4-8	H	W	11-2	* Maryland
4-9	H	W	12-7	* Maryland
4-11	H	W	8-4	* Virginia
4-12	H	W	18-3	* Virginia
4-15	A	L	1-6	* North Carolina
4-16	A	L	6-7	* N.C. State
4-18	H	W	14-9	Georgia Tech
4-19	A	W	17-9	Georgia
4-23	A	L	5-6	* Wake Forest
4-25	H	W	18-6	Furman
4-26	H	W	11-6	* South Carolina
4-30	H	L ⁽⁶⁾	3-5	* North Carolina
5-12	H	T ⁽⁶⁾	3-3	Georgia
5-16	H	W	8-7	* N.C. State
5-17	A	W	6-3	Furman
5-19	A	W	8-2	* South Carolina
5-20	A	L	1-4	Georgia Tech
5-23	A	L	5-11	Florida State
5-24	A	L	3-4	Florida State
5-25	A	W	4-3	Florida State

* - ACC game

1967 (29-9 Overall; 11-2 ACC, 1st)

ACC Champion

Ranked #7 by Collegiate Baseball

Head Coach: Bill Wilhelm (10th Season)


Date	St	W-L	Score	Opponent
3-17	H	W	4-1	Kentucky
3-18	H	W	9-0	Kentucky
3-20	H	L	5-6	Tennessee
3-21	H	W	6-2	Tennessee
3-23	H	W	8-1	Rhode Island ⁽¹⁾
3-23	H	L ⁽⁷⁾	4-6	Rhode Island ⁽²⁾
3-24	H	W	8-4	Springfield
3-25	H	W	6-1	Springfield
3-27	H	L	1-4	Massachusetts
3-29	H	W	4-0	Massachusetts ⁽¹⁾
3-29	H	W ⁽⁷⁾	9-4	Massachusetts ⁽²⁾
3-31	H	W	15-2	Davidson
4-4	H	W	10-1	Georgia Tech
4-5	A	W	7-3	Furman
4-7	H	W	6-1	* North Carolina
4-8	H	W	9-6	* N.C. State
4-10	H	L	1-4	Georgia
4-11	A	L	1-4	* South Carolina
4-14	A	W	8-2	* Wake Forest
4-15	A	L	3-10	* Duke
4-17	H	W	6-5	Furman
4-18	H	W	8-1	* South Carolina
5-3	A	W	2-1	Georgia
5-5	H	W	4-0	* Duke
5-6	A	W	3-0	# Georgia Tech
5-8	A	W	2-0	* North Carolina
5-9	A	W	8-5	* N.C. State
5-10	A	W	7-2	* Virginia
5-11	A	W	2-0	* Virginia
5-12	A	W	2-1	* Maryland
5-13	A	W	8-4	* Maryland
5-16	A	W ⁽⁷⁾	6-1	Virginia Tech ⁽¹⁾
5-16	A	L ⁽⁷⁾	2-4	Virginia Tech ⁽²⁾
6-2	N1	L	3-5	\$ Florida State
6-3	N1	W	5-0	\$ West Virginia
6-3	N1	W	6-4	\$ Florida State
6-5	N1	W	3-2	\$ Auburn ⁽¹⁾
6-5	N1	L ⁽¹³⁾	5-6	\$ Auburn ⁽²⁾

* - ACC game; # - no-hit game; \$ - NCAA District III Playoffs; N1 - Gastonia, NC

1968 (27-14 Overall; 11-7 ACC, 4th)

Head Coach: Bill Wilhelm (11th Season)

Date	St	W-L	Score	Opponent
3-13	A	W ⁽⁷⁾	6-3	Mississippi State ⁽¹⁾
3-13	A	W ⁽⁷⁾	2-1	Mississippi State ⁽²⁾
3-14	A	L	0-11	Mississippi
3-15	A	L ⁽⁷⁾	0-6	Mississippi ⁽¹⁾
3-15	A	W ⁽⁷⁾	5-3	Mississippi ⁽²⁾
3-19	H	L ⁽⁷⁾	5-9	Ohio ⁽¹⁾
3-19	H	W ⁽⁷⁾	7-5	Ohio ⁽²⁾
3-20	H	W	5-4	Ohio
3-22	H	L ⁽⁶⁾	2-6	Virginia Tech
3-23	H	W	2-1	Virginia Tech
3-26	H	W	20-4	Furman
3-29	H	W	6-4	* Virginia
3-30	H	W	8-1	Springfield
4-2	H	W ⁽¹¹⁾	3-2	Georgia
4-6	H	W ⁽⁷⁾	11-0	* Wake Forest ⁽¹⁾
4-6	H	W ⁽⁷⁾	9-0	* Wake Forest ⁽²⁾



Rusty Adkins had a Clemson-record 41-game hitting streak that started in 1965 and ended in 1966. It is tied for the sixth-longest streak in NCAA history.

4-8	H	W ⁽⁷⁾	8-4	Rhode Island ⁽¹⁾
4-8	H	L ⁽⁷⁾	3-6	Rhode Island ⁽²⁾
4-9	H	W	3-2	Rhode Island
4-11	A	W	12-4	Furman
4-12	H	W	14-7	* N.C. State
4-13	H	L ⁽⁷⁾	1-2	* North Carolina ⁽¹⁾
4-13	H	W ⁽⁷⁾	4-0	* North Carolina ⁽²⁾
4-15	H	W	6-3	Georgia Tech
4-16	H	W	6-5	†* South Carolina
4-20	H	W ⁽⁷⁾	3-1	* Maryland ⁽¹⁾
4-20	H	L ⁽⁷⁾	2-7	* Maryland ⁽²⁾
5-2	A	W ⁽¹⁰⁾	2-1	* North Carolina
5-3	A	L ⁽⁷⁾	2-4	* N.C. State ⁽¹⁾
5-3	A	L ⁽⁷⁾	1-6	* N.C. State ⁽²⁾
5-4	A	L	0-7	Georgia Tech
5-6	A	W ⁽¹⁰⁾	3-2	Georgia
5-7	A	W ⁽⁷⁾	1-0	* South Carolina ⁽¹⁾
5-7	A	L ⁽⁷⁾	3-4	* South Carolina ⁽²⁾
5-8	A	W	7-0	East Carolina
5-9	A	W	8-1	East Carolina
5-10	A	W ⁽¹⁰⁾	2-0	* Wake Forest
5-11	A	W ⁽⁷⁾	5-3	* Duke ⁽¹⁾
5-11	A	L ⁽⁷⁾	0-7	* Duke ⁽²⁾
5-13	A	L ⁽¹¹⁾	2-3	George Washington
5-14	A	L	0-1	* Maryland

* - ACC game; † - Wilhelm's 200th victory

1969 (27-17-2 Overall; 12-8-1 ACC, 3rd)

Head Coach: Bill Wilhelm (12th Season)


Date	St	W-L	Score	Opponent
3-15	H	W	5-4	EastTennesseeState ⁽¹⁾
3-15	H	W ⁽⁷⁾	7-2	EastTennesseeState ⁽²⁾
3-19	H	L	3-17	Ohio
3-20	H	L ⁽¹¹⁾	5-7	Ohio
3-21	H	W	5-4	Virginia Tech
3-22	H	W ⁽⁷⁾	5-4	Virginia Tech
3-22	H	W	18-1	Kent State
3-24	H	L ⁽⁷⁾	5-9	Kent State ⁽¹⁾
3-24	H	T ⁽⁶⁾	6-6	Kent State ⁽²⁾
3-25	H	W	16-10	Massachusetts
3-26	H	W	13-9	Massachusetts
3-28	H	W ⁽⁷⁾	28-1	Buffalo
3-29	H	W ⁽⁷⁾	15-4	Buffalo ⁽¹⁾
3-29	H	W ⁽⁷⁾	18-4	Buffalo ⁽²⁾
3-30	H	W	10-1	Georgia
4-1	H	W	12-5	Furman
4-4	H	W ⁽⁷⁾	5-3	* N.C. State ⁽¹⁾
4-4	H	W ⁽⁷⁾	3-0	* N.C. State ⁽²⁾
4-5	H	L	5-10	* North Carolina
4-7	A	L	6-13	* Duke

1970 (32-16 Overall; 14-7 ACC, 2nd)

Ranked #18 by Collegiate Baseball

Head Coach: Bill Wilhelm (13th Season)

Date	St	W-L	Score	Opponent
3-7	H	W ⁽⁷⁾	10-0	* Louisville ⁽¹⁾
3-7	H	W ⁽⁷⁾	8-1	Louisville ⁽²⁾
3-12	A	L	3-13	Florida
3-13	A	L	4-5	Florida
3-14	A	W ⁽⁷⁾	5-2	Florida ⁽¹⁾
3-14	A	W ⁽⁷⁾	6-3	Florida ⁽²⁾
3-16	A	W	5-3	Jacksonville
3-17	A	L	0-4	Jacksonville
3-18	N1	W ⁽⁸⁾	5-4	# Virginia Tech
3-18	A	W ⁽⁷⁾	5-1	# Georgia Southern
3-19	N1	W ⁽⁷⁾	6-3	# Virginia Tech
3-19	A	W	6-2	# Georgia Southern
3-23	H	W	6-5	George Washington
3-25	H	L	1-5	Ohio
3-26	H	W ⁽¹⁰⁾	7-6	Ohio
3-27	H	W	14-2	Vermont
3-28	H	W ⁽⁷⁾	8-2	Rider ⁽¹⁾
3-28	H	W ⁽⁸⁾	2-1	Rider ⁽²⁾



The 1971 team won 14 of its last 17 games and was ranked #22 in the final Collegiate Baseball poll.

4-4	H	W ⁽⁷⁾	2-1	* Wake Forest ⁽¹⁾
4-4	H	W ⁽⁷⁾	5-0	* Wake Forest ⁽²⁾
4-5	H	W	3-1	* Duke
4-7	H	W	17-6	Georgia Tech
4-8	A	W	16-4	Belmont Abbey
4-10	H	W	2-0	* N.C. State
4-11	H	W ⁽⁷⁾	6-4	* North Carolina ⁽¹⁾
4-11	H	W ⁽⁸⁾	5-0	* North Carolina ⁽²⁾
4-14	A	L ⁽⁷⁾	1-2	* South Carolina ⁽¹⁾
4-14	A	W ⁽⁷⁾	2-1	* South Carolina ⁽²⁾
4-15	H	W	4-1	Georgia
4-16	H	W	8-6	Belmont Abbey
4-18	A	L	1-5	* Maryland
4-19	A	W ⁽⁷⁾	5-3	* Virginia ⁽¹⁾
4-19	A	L ⁽⁷⁾	1-5	* Virginia ⁽²⁾
5-5	H	W	4-0	* South Carolina
5-6	A	L ⁽¹²⁾	10-11	Georgia
5-7	A	L	1-7	Georgia Tech
5-9	H	W ⁽⁷⁾	3-1	* Maryland ⁽¹⁾
5-9	H	W ⁽⁷⁾	9-1	* Maryland ⁽²⁾
5-10	H	W	6-2	* Virginia
5-11	A	L	3-5	* North Carolina
5-12	A	W ⁽⁷⁾	7-2	* N.C. State ⁽¹⁾
5-12	A	L ⁽⁷⁾	2-3	* N.C. State ⁽²⁾
5-13	A	L	5-14	Virginia Tech
5-14	A	L	0-1	Virginia Tech
5-15	A	W	9-5	* Wake Forest
5-16	A	L ⁽⁷⁾	1-2	* Duke ⁽¹⁾
5-16	A	L ⁽⁷⁾	1-2	* Duke ⁽²⁾
5-22	N2	L	3-4	^ Maryland

* - ACC game; ° - first game played at Doug Kingsmore Stadium; # - Georgia Southern Tournament; ^ - ACC Playoff game; N1 - Statesboro, GA; N2 - Raleigh, NC

1971 (27-14 Overall; 10-4 ACC, 2nd)

Ranked #22 by Collegiate Baseball

Head Coach: Bill Wilhelm (14th Season)

Date	St	W-L	Score	Opponent
3-6	H	W ⁽⁷⁾	4-0	Louisville ⁽¹⁾
3-6	H	W ⁽⁷⁾	9-2	Louisville ⁽²⁾
3-11	H	L	1-2	East Tennessee State
3-12	H	W	4-3	East Tennessee State
3-15	A	W	10-5	Mississippi
3-16	A	L	4-12	Mississippi
3-17	A	L	1-8	Mississippi
3-18	A	W	6-4	Mississippi State
3-20	A	L ⁽⁷⁾	1-2	Mississippi State ⁽¹⁾
3-20	A	W	10-8	Mississippi State ⁽²⁾
3-22	H	L ⁽¹⁰⁾	2-6	Ohio
3-23	H	L	3-7	Ohio
3-24	H	W	4-3	Ohio
3-28	N1	L	0-3	* N.C. State
3-30	H	L	3-8	Georgia Southern
3-31	H	W	3-0	Georgia Southern
4-3	H	W	2-1	* Wake Forest
4-4	H	W	5-4	* Duke
4-5	A	W ⁽¹⁰⁾	4-1	Belmont Abbey
4-7	A	W	8-4	Georgia
4-10	N2	L	1-2	* North Carolina ⁽¹⁾
4-10	N2	L	1-3	* North Carolina ⁽²⁾
4-11	A	W	4-0	* N.C. State
4-13	A	L	4-8	Georgia Tech

4-14	H	W	10-3	Georgia
4-15	H	W	7-1	Belmont Abbey
4-16	H	W	8-3	Belmont Abbey
4-17	H	W ⁽⁷⁾	11-0	# Florida State ⁽¹⁾
4-17	H	W	12-7	Florida State ⁽²⁾
4-18	H	W	3-2	Florida State
4-21	H	L	1-4	Georgia Tech
4-25	H	W	8-2	* South Carolina
5-4	A	W	8-4	* South Carolina
5-6	H	L	5-16	* Virginia
5-7	H	W	5-2	* Virginia
5-8	H	W ⁽¹⁰⁾	3-2	* Maryland
5-9	H	W	4-1	* Maryland
5-12	A	W	5-2	* Duke
5-14	A	W	9-1	* Wake Forest
5-15	A	W ⁽⁷⁾	6-4	Virginia Tech
5-16	N3	L	0-4	^ Maryland

* - ACC game; # - no-hit game; ^ - ACC Playoff game; N1 - Columbia, SC; N2 - Durham, NC; N3 - Raleigh, NC

1972 (19-15 Overall; 6-7 ACC, 5th)

Head Coach: Bill Wilhelm (15th Season)

Date	St	W-L	Score	Opponent
3-4	H	W	10-0	Louisville
3-5	H	W	14-2	Louisville
3-6	H	W	1-0	West Virginia
3-7	H	W	9-1	West Virginia
3-10	A	L	7-11	Florida State
3-11	A	L	3-6	Florida State
3-12	A	L	3-20	Florida State
3-17	N1	W	6-4	% Virginia Tech
3-17	A	W	2-1	% Georgia Southern
3-18	A	L	4-10	% Georgia Southern
3-18	N1	L	3-4	% Virginia Tech
3-20	H	W	2-1	Ohio
3-21	H	L ⁽¹⁰⁾	1-2	Ohio
4-1	A	W ⁽⁷⁾	8-0	* North Carolina ⁽¹⁾
4-1	A	L ⁽⁷⁾	1-3	* North Carolina ⁽²⁾
4-2	A	W	7-2	* N.C. State
4-4	H	W	8-0	South Carolina
4-5	A	L	1-2	South Carolina
4-8	H	W ⁽⁷⁾	2-0	* Wake Forest ⁽¹⁾
4-8	H	W ⁽⁷⁾	4-3	* Wake Forest ⁽²⁾
4-9	H	W ⁽¹¹⁾	1-0	Georgia Tech
4-12	A	W	12-4	Georgia
4-15	H	W ⁽⁷⁾	7-0	* N.C. State ⁽¹⁾
4-15	H	L ⁽⁷⁾	2-3	* N.C. State ⁽²⁾
4-16	H	W ⁽¹²⁾	5-4	* North Carolina
4-18	A	W	12-3	Georgia
4-21	N2	W	5-2	South Carolina
5-2	H	W	4-0	Georgia
5-5	A	L	8-9	* Wake Forest
5-6	A	L ⁽⁷⁾	3-4	* Virginia ⁽¹⁾
5-6	A	L ⁽⁷⁾	2-5	* Virginia ⁽²⁾
5-7	A	L	2-5	* Virginia
5-10	A	L	2-3	* Maryland ⁽¹⁾
5-10	A	L ⁽⁷⁾	0-3	^ # Maryland ⁽²⁾

* - ACC game; ^ - not counted in ACC standings; # - no-hit game; % - Wilhelm's 300th victory; % - Georgia Southern Tournament; N1 - Statesboro, GA; N2 - Sumter, SC

1973 (24-16 Overall; 10-2 ACC, T-1st)

Head Coach: Bill Wilhelm (16th Season)

Date	St	W-L	Score	Opponent
3-9	H	W	7-3	West Virginia
3-13	H	W	5-0	Appalachian State
3-15	H	L ⁽¹⁰⁾	4-8	Central Michigan
3-16	H	W ⁽⁸⁾	3-0	* Maryland
3-18	N1	W	8-4	Austin Peay State
3-19	A	L ⁽⁷⁾	1-2	Mississippi State ⁽¹⁾
3-19	A	L ⁽⁷⁾	0-2	Mississippi State ⁽²⁾
3-20	A	L ⁽⁷⁾	3-6	Mississippi ⁽¹⁾
3-20	A	W ⁽⁵⁾	10-4	Mississippi ⁽²⁾
3-21	A	L	3-10	Mississippi
3-22	A	L	1-10	South Alabama
3-23	N2	W	2-0	Yale
3-23	A	L	1-11	South Alabama
3-25	A	W	15-8	Alabama
3-27	A	W	7-0	* Wake Forest
3-28	H	L ⁽⁷⁾	2-8	Western Michigan ⁽¹⁾
3-28	H	W ⁽⁷⁾	10-8	Western Michigan ⁽²⁾
4-3	H	W ⁽⁸⁾	3-0	* North Carolina
4-4	A	W	4-2	South Carolina
4-5	H	W	12-3	Georgia
4-6	H	L ⁽¹⁰⁾	4-6	* Virginia
4-9	H	W	5-3	* Wake Forest
4-10	H	L	1-3	South Carolina
4-11	A	W	6-5	Georgia
4-13	A	W ⁽⁷⁾	8-1	* N.C. State ⁽¹⁾
4-13	A	L ⁽⁷⁾	1-7	* N.C. State ⁽²⁾
4-14	A	W	3-1	* North Carolina
4-15	A	W	11-3	* Virginia
4-16	A	W	10-0	* Maryland
4-17	A	W ⁽⁷⁾	9-7	* Duke ⁽¹⁾
4-17	A	W ⁽⁷⁾	4-3	* Duke ⁽²⁾
4-20	N3	W	10-3	+ Wake Forest
4-21	N3	W	3-1	+ Virginia
4-22	N3	L ⁽¹⁰⁾	4-8	+ N.C. State ⁽¹⁾
4-22	N3	L	2-3	+ N.C. State ⁽²⁾
4-23	H	L	5-7	Georgia
4-26	H	W ⁽⁷⁾	2-1	Florida State ⁽¹⁾
4-26	H	L ⁽⁷⁾	1-2	Florida State ⁽²⁾
4-27	H	L	1-9	Florida State
4-28	N4	W	9-5	South Carolina

* - ACC game; # - no-hit game; + - ACC Tournament; N1 - Livingston, AL; N2 - Mobile, AL; N3 - Chapel Hill, NC; N4 - Spartanburg, SC

1974 (23-15 Overall; 10-1 ACC, 1st)

Head Coach: Bill Wilhelm (17th Season)

Date	St	W-L	Score	Opponent
3-1	A	L	8-9	Georgia Southern
3-2	A	L	2-5	Georgia Southern
3-3	A	L	3-6	Georgia Southern
3-5	H	W	8-1	Mercer
3-6	H	W	12-0	Mercer
3-8	A	L	3-6	Florida State
3-9	A	W	7-5	Florida State
3-10	A	L	3-5	Florida State
3-13	H	L ⁽¹⁰⁾	3-4	Western Carolina
3-15	H	W	3-2	* Maryland
3-17	A	L	6-17	Florida
3-18	A	L	3-10	Florida
3-19	A	W	24-2	Florida

3-20	A	L	5-6	Florida Southern
3-21	A	W	5-2	Florida Southern
3-26	H	W	5-0	East Tennessee State
3-28	H	L	0-3	South Carolina
3-30	H	W	18-1	* North Carolina
3-31	H	W	18-1	* Duke
4-2	H	W	3-0	Georgia
4-3	A	L	7-11	Georgia Tech
4-6	A	W	7-0	* Wake Forest
4-7	A	W	2-1	* N.C. State
4-9	H	W	12-3	Georgia Tech
4-10	A	L	4-5	Georgia
4-12	A	W	3-2	* North Carolina
4-14	A	W	8-5	* Maryland
4-16	H	W	6-3	Georgia
4-17	H	W	10-8	Georgia Tech
4-19	H	W ⁽¹⁶⁾	3-2	* Virginia ⁽¹⁾
4-19	H	L ⁽⁷⁾	1-2	* Virginia ⁽²⁾
4-20	H	W	12-3	* Wake Forest
4-21	H	W	5-0	* N.C. State
4-26	N1	L	2-3	+ Virginia
4-27	N1	W	6-4	+ North Carolina
4-27	N1	W	9-6	+ Virginia
4-28	A	W	12-5	+ N.C. State ⁽¹⁾
4-28	A	L	6-8	+ N.C. State ⁽²⁾

* - ACC game; + - ACC Tournament; N1 - Raleigh, NC

1975 (33-10 Overall; 10-2 ACC, T-1st)

Ranked #25 by Collegiate Baseball

Head Coach: Bill Wilhelm (18th Season)

Date	St	W-L	Score	Opponent
3-1	H	W	9-6	Gardner-Webb
3-3	H	W	26-6	West Virginia
3-4	H	W	12-3	West Virginia
3-7	H	W ⁽⁸⁾	4-1	Georgia Southern
3-8	H	W	13-3	Georgia Southern
3-9	H	W	9-2	Georgia Southern
3-14	A	W ⁽⁷⁾	9-4	Alabama
3-14	N1	W ⁽⁷⁾	4-1	Tennessee
3-15	N1	L ⁽⁷⁾	4-8	Tennessee
3-15	A	W ⁽⁷⁾	7-3	Alabama
3-17	A	L	1-2	Birmingham-Southern
3-19	A	W	5-4	Auburn ⁽¹⁾
3-19	A	W	6-4	Auburn ⁽²⁾
3-20	A	W	3-0	Mercer
3-21	A	W	3-2	Mercer
3-23	A	W	11-1	Georgia
3-25	H	W	10-7	Marshall
3-26	H	L ⁽⁷⁾	1-4	Marshall ⁽¹⁾
3-26	H	W ⁽⁷⁾	13-0	Marshall ⁽²⁾
3-28	A	L	3-6	* Maryland
3-31	H	W	4-0	Saint John's
4-1	H	W	8-0	Western Carolina
4-4	H	W	4-2	* Virginia
4-5	H	W	6-5	* N.C. State
4-6	H	L	1-3	* N.C. State
4-8	A	W	10-3	Georgia Tech
4-11	H	W ⁽⁷⁾	6-2	* North Carolina ⁽¹⁾
4-11	H	W ⁽⁷⁾	5-2	* North Carolina ⁽²⁾
4-12	H	W	14-3	* Duke ⁽¹⁾
4-12	H	W	8-1	* Duke ⁽²⁾
4-13	H	W	5-2	* Maryland
4-15	H	W	10-1	Georgia
4-16	A	L	2-6	South Carolina
4-18	A	W	6-3	* Virginia
4-19	A	W	7-2	* Wake Forest
4-20	A	W	6-1	* Wake Forest
4-22	A	W	18-3	Georgia Tech
4-25	A	L	2-7	+ North Carolina
4-26	N2	W	15-1	+ Wake Forest
4-26	A	W	7-6	+ North Carolina
4-27	N2	L	2-3	+ N.C. State
5-23	A	L	3-5	\$ Eastern Michigan
5-24	N3	L	4-5	\$ Penn State

* - ACC game; + - ACC Tournament; \$ - NCAA Mid-east Regional; N1 - Tuscaloosa, AL; N2 - Chapel Hill, NC; N3 - Ypsilanti, MI

1976 (36-15 Overall; 10-2 ACC, 1st)

ACC Champion

College World Series Participant

Ranked #5 by Collegiate Baseball

Head Coach: Bill Wilhelm (19th Season)

Date	St	W-L	Score	Opponent
3-1	H	W	3-0	High Point
3-2	H	W ⁽¹¹⁾	4-3	High Point
3-3	H	W	9-0	Francis Marion
3-5	H	W	6-2	Charleston Southern
3-7	H	W	5-4	James Madison
3-8	A	L	3-4	Georgia

3-10	A	W	9-5	Erskine
3-11	H	W	6-0 †	Maryland
3-13	A	W	6-5	Florida
3-14	A	L	4-5	Florida
3-15	A	L	3-7	Rollins
3-15	A	L ⁽¹⁰⁾	1-3	Stetson
3-16	A	W	7-6	Rollins
3-17	A	W	11-3	Florida Southern
3-18	A	L	1-2	Florida Southern
3-19	A	L	2-16	Jacksonville
3-20	A	L	8-15	Georgia Southern ⁽¹⁾
3-20	A	W	16-12	Georgia Southern ⁽²⁾
3-22	H	L⁽¹⁴⁾	1-3	Toledo
3-23	H	L	1-4	Toledo
3-24	H	L	4-6	Toledo
3-25	A	W	4-1	Newberry
3-27	H	W	10-6	North Carolina-Wilmington
3-28	H	W	10-2	North Carolina-Wilmington
3-31	N1	W	7-5	* Wake Forest ⁽¹⁾
3-31	N1	W	4-2	* Wake Forest ⁽²⁾
4-2	A	W	10-6	South Carolina
4-3	A	W	7-4	* N.C. State
4-4	A	W	8-0	* N.C. State
4-5	A	W	12-3	Georgia Tech
4-6	H	W	5-2	Georgia
4-8	A	W	20-7	* Duke
4-9	A	L	1-10	* Duke
4-10	A	L ⁽¹⁰⁾	2-3	* North Carolina
4-11	A	W ⁽¹²⁾	3-2	* North Carolina
4-12	A	W ⁽¹¹⁾	12-10	Georgia Tech
4-13	H	L	3-4	South Carolina
4-14	A	W	10-3	Georgia
4-16	H	W	9-0	* Virginia
4-17	H	W	9-0 #	* Virginia
4-18	H	W	8-6	* Maryland
4-21	A	W	10-4	Wofford
4-23	H	W	2-0	+ Wake Forest
4-24	H	W	2-1	+ Maryland
4-25	H	W	3-2	+ Maryland
5-21	N1	W	13-2	\$ Furman
5-22	A	W	10-4	\$ South Carolina
5-24	N1	W	6-2	\$ Furman
6-11	N2	W	9-4	! Auburn
6-13	N2	L ⁽¹⁰⁾	2-3	! Eastern Michigan
6-14	N2	L	6-10	! Arizona

* - ACC game; # - no-hit game; † - Wilhelm's 400th victory; + - ACC Tournament; \$ - NCAA Atlantic Regional; ! - College World Series; N1 - Columbia, SC; N2 - Omaha, NE

1977 (42-10 Overall; 9-1 ACC, 1st)

College World Series Participant

Ranked #5 by Collegiate Baseball

Head Coach: Bill Wilhelm (20th Season)

Date	St	W-L	Score	Opponent
2-26	A	W ⁽⁷⁾	12-2	Columbus ⁽¹⁾
2-26	A	W ⁽⁷⁾	13-5	Columbus ⁽²⁾
3-1	H	W	10-1	High Point
3-2	H	W	10-0	High Point
3-3	A	W	2-1	Georgia

3-5	H	W	6-0	* Duke
3-8	H	W⁽⁷⁾	6-2	James Madison⁽¹⁾
3-8	H	W	10-3	James Madison⁽²⁾
3-9	H	W	3-0	Mercer
3-10	H	W	8-6	Mercer
3-11	H	W	5-2	Marshall
3-12	A	W	5-2	The Citadel
3-14	A	W	8-0	Charleston Southern
3-15	A	W	3-1	Charleston Southern
3-16	A	W	8-6	Francis Marion
3-17	A	W	8-0	# North Carolina-Wilmington
3-18	A	W	4-1	North Carolina-Wilmington
3-19	A	W	11-6	* Wake Forest
3-20	A	W	13-12	* Wake Forest
3-22	H	W	8-1	Toledo
3-23	H	W⁽⁷⁾	10-3	Toledo⁽¹⁾
3-23	H	W⁽⁷⁾	6-5	Toledo⁽²⁾
3-24	H	W⁽¹¹⁾	5-3	Toledo⁽¹⁾
3-24	H	W⁽⁵⁾	13-0	Toledo⁽²⁾
3-26	H	W	3-0	Lewis
3-27	H	W	9-8	Lewis
3-28	H	L	1-2	South Carolina
4-1	H	L	3-6	Newberry
4-2	H	W	7-3	* N.C. State
4-6	H	W	2-0	Georgia
4-7	H	W	13-0	Erskine
4-8	H	W	8-7	Georgia Tech
4-9	H	W	14-0	* North Carolina
4-10	H	W	9-3	* North Carolina
4-12	A	L ⁽⁷⁾	6-7	South Carolina ⁽¹⁾
4-12	A	L ⁽⁷⁾	2-7	South Carolina ⁽²⁾
4-14	A	L ⁽¹⁰⁾	9-12	* Maryland
4-15	A	W	9-6	* Maryland
4-16	A	W	8-3	* Virginia
4-17	A	W	26-4	* Virginia
4-19	A	W ⁽⁶⁾	2-0	Wofford
4-22	H	W	10-3	+ N.C. State
4-23	H	L	4-5	+ Wake Forest
4-24	H	W	14-6	+ N.C. State
4-24	H	L	9-22	+ Wake Forest
5-20	N1	W	8-7	\$ Mississippi
5-21	A	W	7-2	\$ Miami (FL)
5-22	A	L	3-10	\$ Miami (FL) ⁽¹⁾
5-22	A	W	10-9	\$ Miami (FL) ⁽²⁾
6-10	N2	L	7-10	! Arizona State
6-11	N2	W	13-4	! Temple
6-14	N2	L	0-1	! California State-Los Angeles

* - ACC game; # - no-hit game; + - ACC Tournament; \$ - NCAA South Regional; ! - College World Series; N1 - Coral Gables, FL; N2 - Omaha, NE

1978 (39-14 Overall; 10-2 ACC, 1st)

ACC Champion

Ranked #25 by Collegiate Baseball

Head Coach: Bill Wilhelm (21st Season)

Date	St	W-L	Score	Opponent
2-25	A	W ⁽⁷⁾	10-4	Columbus ⁽¹⁾
2-25	A	W ⁽⁶⁾	9-4	Columbus ⁽²⁾
2-26	A	W	7-6	Valdosta State ⁽¹⁾

2-26	A	L ⁽⁵⁾	1-4	Valdosta State ⁽²⁾
3-4	A	L	2-4	Georgia Southern
3-5	A	L ⁽⁷⁾	1-3	Georgia Southern ⁽¹⁾
3-5	A	W ⁽⁷⁾	5-2	Georgia Southern ⁽²⁾
3-7	H	W⁽⁷⁾	7-6	James Madison⁽¹⁾
3-7	H	W⁽⁵⁾	6-5	James Madison⁽²⁾
3-12	H	W	8-1	* Wake Forest
3-13	H	W	11-3	* Wake Forest
3-16	H	W	14-4	* Virginia
3-17	H	W	4-3	* Virginia
3-18	A	W	6-1	High Point
3-19	A	W	4-0	* N.C. State
3-20	A	W	25-6	* Duke
3-21	A	W ⁽⁸⁾	15-10	* Duke
3-22	A	L	3-4	East Carolina
3-23	A	W	3-0	East Carolina
3-24	A	L	1-6	* North Carolina
3-28	H	W⁽¹²⁾	3-2	Lewis
3-29	H	W⁽⁷⁾	5-0	Lewis⁽¹⁾
3-29	H	W⁽⁷⁾	1-0	Lewis⁽²⁾
3-30	H	W	10-2	Lewis
4-1	A	W	10-2	South Carolina
4-2	A	L	6-10	South Carolina
4-3	H	W	12-3	Western Carolina
4-4	A	L ⁽⁷⁾	2-4	Mercer ⁽¹⁾
4-4	A	L ⁽⁷⁾	4-7	Mercer ⁽²⁾
4-5	A	W ⁽⁷⁾	11-6	Georgia ⁽¹⁾
4-5	A	L ⁽⁷⁾	5-6	Georgia ⁽²⁾
4-6	H	W⁽⁷⁾	3-2	Charleston Southern⁽¹⁾
4-6	H	W⁽⁷⁾	10-3	Charleston Southern⁽²⁾
4-7	A	W	13-9	Georgia Tech
4-8	H	W⁽⁷⁾	5-1	Howard⁽¹⁾
4-8	H	W⁽⁷⁾	15-7	Howard⁽²⁾
4-9	H	W	7-6	Howard
4-10	H	L	1-3	Francis Marion
4-12	A	W	6-1	† Newberry
4-13	H	L	1-2	Georgia Tech
4-15	H	W	17-8	* Maryland
4-16	H	W	8-7	* Maryland
4-17	A	L ⁽¹²⁾	9-10	* North Carolina
4-18	A	W ⁽⁸⁾	2-1	* N.C. State
4-22	H	W	12-1	+ N.C. State
4-23	H	W	13-0	+ Duke
4-24	H	W	7-2	+ Wake Forest
4-28	H	W	7-6	North Carolina-Wilmington
4-29	H	W	4-3	North Carolina-Wilmington
4-30	H	W	11-4	South Carolina
5-19	A	W	8-5	\$ Miami (FL)
5-20	N1	L	5-9	\$ Marshall
5-21	A	L	5-7	\$ Miami (FL)

* - ACC game; † - Wilhelm's 500th victory; + - ACC Tournament; \$ - NCAA Atlantic Regional; N1 - Coral Gables, FL

1979 (40-15 Overall; 10-1 ACC, 1st)

ACC Champion

Ranked #9 by Collegiate Baseball

Head Coach: Bill Wilhelm (22nd Season)

Date	St	W-L	Score	Opponent
2-23	A	L	5-17	Florida
2-26	A	W ⁽⁷⁾	5-0	Valdosta State ⁽¹⁾
2-26	A	W ⁽⁷⁾	6-2	Valdosta State ⁽²⁾
2-28	H	W	12-2	Georgia
3-3	H	W⁽⁷⁾	2-1	High Point⁽¹⁾
3-3	H	W⁽⁷⁾	6-2	High Point⁽²⁾
3-6	H	W	2-1	East Carolina
3-7	H	W	1-0	East Carolina
3-8	H	W	8-3	Western Carolina
3-10	A	L	2-4	Auburn
3-11	A	L	1-10	# Auburn
3-12	A	L ⁽⁷⁾	1-5	Columbus ⁽¹⁾
3-12	A	W ⁽⁷⁾	11-1	Columbus ⁽²⁾
3-14	H	W	13-1	* Duke
3-15	H	W	6-4	* Duke
3-17	A	W	8-2	Francis Marion
3-18	A	W	17-2	North Carolina-Wilmington
3-19	A	W	8-6	North Carolina-Wilmington
3-20	A	W	10-3	The Citadel
3-21	A	W	6-1	The Citadel
3-22	A	W	17-10	Charleston Southern
3-24	A	W	3-1	South Carolina
3-25	A	L	6-7	South Carolina
3-27	H	W	6-5	* North Carolina
3-28	H	W	7-4	* North Carolina
3-31	H	W	8-1	* N.C. State
4-1	A	W	13-3	Western Carolina
4-5	H	W	11-4	Howard
4-7	A	W	41-9	* N.C. State
4-8	A	W ⁽¹⁶⁾	8-6	* Wake Forest
4-9	A	W	13-7	* Wake Forest

4-10	H	W	12-3	Erskine
4-11	A	W	14-6	Georgia Tech
4-14	H	W	1-0	South Carolina
4-15	H	W	6-3	South Carolina
4-16	A	L	14-15	Georgia
4-18	H	W	20-2	Georgia Tech
4-21	H	L	8-10	Georgia Southern
4-22	H	W⁽⁸⁾	1-0	Georgia Southern⁽¹⁾
4-22	H	L⁽⁸⁾	10-12	Georgia Southern⁽²⁾
4-25	A	W	10-4	* Virginia
4-28	A	W ⁽⁷⁾	5-3	* Maryland ⁽¹⁾
4-28	A	L ⁽⁷⁾	2-6	* Maryland ⁽²⁾
5-5	A	W	11-5	Appalachian State
5-6	A	W	15-1	Appalachian State
5-7	A	L	8-12	Virginia Tech
5-8	A	W	15-2	James Madison
5-9	A	L	10-11	James Madison
5-10	A	L	4-7	James Madison
5-11	A	W	8-6	East Tennessee State
5-12	A	L	8-13	East Tennessee State
5-18	N1	W	8-4	\$ Georgia Southern
5-19	A	L	1-2	\$ Miami (FL)
5-20	N1	W	2-0	\$ Georgia Southern
5-20	A	L	1-4	\$ Miami (FL)

* - ACC game; # - no-hit game; \$ - NCAA Atlantic Regional; N1 - Coral Gables, FL

1980 (38-21 Overall; 6-5 ACC, 3rd)

ACC Champion

College World Series Participant

Ranked #4 by Collegiate Baseball

Head Coach: Bill Wilhelm (23rd Season)

Date	St	W-L	Score	Opponent
2-21	H	W	8-0	Erskine
2-22	A	L	2-6	Valdosta State
2-23	A	L	3-4	Florida
2-25	A	L	0-6	Florida
2-27	H	W	22-7	Georgia
2-28	H	W	10-2	Western Carolina
3-1	A	W	8-5	Georgia
3-7	H	L	2-3	East Tennessee State
3-9	H	L ⁽¹¹⁾	1-3	East Tennessee State ⁽¹⁾
3-9	H	W ⁽⁷⁾	2-0	East Tennessee State ⁽²⁾
3-10	H	W ⁽⁷⁾	8-0	# North Carolina-Wilmington ⁽¹⁾
3-10	H	L ⁽⁷⁾	1-3	North Carolina-Wilmington ⁽²⁾
3-11	H	W	8-2	North Carolina-Wilmington
3-14	H	W ⁽¹⁰⁾	5-4	* Wake Forest
3-15	A	W	10-7	% Stetson
3-17	N1	L	7-10	% Cincinnati
3-18	A	W	3-2	% Rollins
3-19	N1	W	5-0	% Cornell
3-20	N1	W	8-2	% Cincinnati
3-21	A	L	1-5	% Rollins
3-22	N1	L ⁽¹⁰⁾	6-7	% Cornell
3-25	H	W	4-1	Ohio State
3-26	H	W	2-0	Ohio State
3-27	H	W ⁽⁷⁾	6-0	Ohio State ⁽¹⁾
3-27	H	W ⁽⁷⁾	8-3	Ohio State ⁽²⁾
3-31	H	W	12-1	Howard
4-1	H	W	4-2	Howard
4-3	H	W	18-1	* Georgia Tech
4-5	H	L	3-14	* North Carolina
4-6	H	L	3-6	* N.C. State
4-7	H	W	3-2	Francis Marion
4-9	A	L	10-12	* Georgia Tech
4-10	A	W	14-8	Western Carolina
4-11	A	L	4-5	* Wake Forest
4-12	A	L	3-4	* North Carolina
4-15	H	W	9-3	South Carolina
4-16	H	W	4-3	South Carolina
4-17	H	W	3-1	* Virginia
4-18	H	W	6-5	* Virginia
4-19	H	W	1-0	* Maryland
4-20	H	W	5-2	* Maryland
4-22	N2	W	4-4	+ Wake Forest
4-24	N2	W	9-4	+ Maryland
4-25	A	W	5-4	+ N.C. State
4-26	N2	W	12-3	+ North Carolina
5-3	H	L	2-4	Virginia Tech
5-4	H	W	8-0	Virginia Tech
5-5	A	W	13-3	Georgia Southern
5-6	A	W ⁽¹⁰⁾	10-8	Georgia Southern
5-7	A	L	5-14	Georgia Southern
5-8	A	L	7-13	Tennessee
5-9	A	W	11-3	Tennessee
5-10	A	L	1-6	South Carolina
5-11	A	L	1-4	South Carolina
5-22	H	W	22-4	\$ East Tennessee State
5-24	H	W	6-2	\$ South Carolina
5-25	H	W	17-12	\$ South Carolina

5-31 N3 L 5-13 ! Miami (FL)

6-1 N3 L 4-6 ! California

* - ACC game; # - perfect, no-hit game; % - Rollins Invitational; + - ACC Tournament; \$ - NCAA Atlantic Regional; ! - College World Series; N1 - Winter Park, FL; N2 - Raleigh, NC; N3 - Omaha, NE

1981 (34-24 Overall; 10-4 ACC, T-1st)**ACC Champion****Head Coach:** Bill Wilhelm (24th Season)

Date	St	W-L	Score	Opponent
2-20	A	W	6-0	The Citadel
2-21	A	W	6-3	The Citadel
2-26	A	L	1-8	Florida
2-27	A	L	4-5	Florida
2-28	A	L	8-9	Florida State
3-1	A	L	7-11	Florida State
3-2	A	L	4-7	Valdosta State
3-3	A	W	6-1	Valdosta State
3-5	A	W	19-16	Georgia
3-6	H	W ⁽¹⁰⁾	7-6	Western Carolina
3-7	H	W	16-1	Appalachian State
3-8	H	L	4-10	Appalachian State
3-9	H	W	18-3	Marshall
3-10	H	W	2-0	Howard
3-11	H	W	15-1	Howard
3-12	H	W	7-4	* Duke
3-13	H	W	8-7	* Duke
3-14	A	W	9-5	† Winthrop
3-15	A	W	10-2	Francis Marion
3-16	A	L	8-9	North Carolina-Wilmington
3-17	A	W ⁽¹⁰⁾	3-2	North Carolina-Wilmington
3-18	A	W	14-4	East Carolina
3-19	A	L	1-4	East Carolina
3-20	A	L	6-7	* Wake Forest
3-21	A	L	7-10	* North Carolina
3-23	H	W	4-2	Ohio State
3-24	H	L ⁽¹¹⁾	7-8	Ohio State
3-25	H	W	5-3	Tennessee
3-26	H	L	4-10	Tennessee
3-27	H	L ⁽¹¹⁾	5-6	Georgia Southern
3-28	H	W	6-0	Georgia Southern
3-29	H	L	7-8	Georgia Southern
3-31	H	L	2-3	Georgia
4-1	H	W	6-4	* Georgia Tech
4-2	H	W	6-4	Winthrop
4-3	A	L	2-6	South Carolina
4-4	A	L	7-12	South Carolina
4-5	H	W ⁽¹¹⁾	6-5	* Wake Forest
4-6	A	W	13-1	Erskine
4-7	A	W	10-5	* Georgia Tech
4-8	A	L	20-22	Georgia
4-11	H	W ⁽⁷⁾	6-1	* N.C. State ⁽¹⁾

4-11 H W⁽⁷⁾ 2-0 * N.C. State⁽²⁾

4-12 H W 6-2 * North Carolina

4-13 H W⁽¹¹⁾ 5-4 South Carolina

4-14 H L 2-12 South Carolina

4-16 A L 11-21 * Maryland

4-17 A L 6-10 * Maryland

4-18 A W 11-7 * Virginia

4-19 A W 11-5 * Virginia

4-22 N1 W⁽¹⁰⁾ 7-6 + Georgia Tech

4-23 N1 L 0-1 + Duke

4-24 N1 W⁽¹⁰⁾ 6-5 + Wake Forest

4-25 A W 7-4 + North Carolina

4-25 N1 W 9-2 + Duke

4-26 A W 7-5 + North Carolina

5-22 H L 2-7 \$ Wichita State

5-23 H L 1-2 \$ East Tennessee State

* - ACC game; † - Wilhelm's 600th victory; + - ACC Tournament; \$ - NCAA Atlantic Regional; N1 - Chapel Hill, NC

1982 (37-22 Overall; 10-2 ACC, 1st)**Head Coach:** Bill Wilhelm (25th Season)

Date	St	W-L	Score	Opponent
2-24	A	W	7-0	Florida
2-25	A	W	14-5	Florida
2-26	A	W	12-7	Florida
2-27	A	W ⁽⁷⁾	10-5	Valdosta State ⁽¹⁾
2-27	A	W ⁽⁷⁾	1-0	Valdosta State ⁽²⁾
2-28	A	W ⁽⁷⁾	8-3	Valdosta State ⁽¹⁾
2-28	A	W ⁽⁷⁾	3-0	Valdosta State ⁽²⁾
3-2	H	L	3-7	Georgia
3-3	H	W	6-2	Campbell
3-4	H	W	11-1	Campbell
3-5	H	W	5-0	# Western Carolina
3-6	H	W	20-7	The Citadel
3-8	H	W	2-1	East Carolina
3-9	H	W	6-3	East Carolina
3-10	H	W	6-3	North Carolina-Wilmington
3-11	H	W	7-1	Marshall
3-12	H	W	12-5	Marshall
3-14	H	W	13-1	* Wake Forest
3-17	A	W	9-6	* N.C. State
3-18	A	L ⁽¹⁰⁾	4-5	* North Carolina
3-19	A	W	5-3	* Duke
3-22	H	W	14-2	Howard
3-23	H	W	17-4	Howard
3-24	H	L	2-7	Ohio State
3-25	H	W	7-1	Ohio State
3-27	H	W	7-2	Francis Marion
3-28	A	L	6-7	Winthrop
3-29	A	L	3-10	Western Carolina
3-31	H	W	17-4	* Georgia Tech
4-1	H	L	1-8	Florida State

4-2 H L⁽⁷⁾ 6-7 Florida State

4-3 H W 10-7 * North Carolina

4-4 H L 13-16 * N.C. State

4-6 A L 10-11 Georgia

4-7 A W 10-2 * Georgia Tech

4-11 H W 4-1 South Carolina

4-12 H L 4-5 South Carolina

4-13 H L 5-8 Georgia

4-15 H W 15-2 * Maryland

4-16 H W⁽¹³⁾ 4-3 * Maryland

4-17 H W 9-1 * Virginia

4-18 H W 18-6 * Virginia

4-21 N1 W 10-9 + Duke

4-22 N1 W 16-2 + Georgia Tech

4-23 N1 L 4-6 + Virginia

4-24 A L 0-3 + North Carolina

5-4 A L 7-9 Alabama

5-5 A L 1-7 Alabama

5-6 A L 7-8 Alabama

5-8 A L⁽¹¹⁾ 6-7 Auburn⁽¹⁾5-8 A W 22-10 Auburn⁽²⁾5-9 A L⁽¹²⁾ 0-9 ^ Auburn

5-10 A L 3-5 Troy

5-11 A W 4-0 Troy

5-13 A W 25-5 Georgia Southern

5-14 A L 6-7 Georgia Southern

5-15 A W 12-2 Georgia Southern

5-16 A L 5-11 South Carolina

5-17 A L 1-4 South Carolina

* - ACC game; # - no-hit game; + - ACC Tournament; ^ - forfeited game (score was 7-7 in the top of the 12th inning); N1 - Chapel Hill, NC

1983 (30-20-1 Overall; 6-5 ACC, 3rd)**Head Coach:** Bill Wilhelm (26th Season)

Date	St	W-L	Score	Opponent
2-19	A	L	1-3	The Citadel
2-20	A	L	2-6	The Citadel
2-24	H	W	11-2	Winthrop
2-26	A	L	2-5	Florida
2-27	A	L	2-4	Florida
3-1	A	L ⁽¹⁴⁾	4-5	Florida State
3-2	A	T ⁽¹⁰⁾	3-3	Florida State
3-4	H	W	8-0	South Carolina
3-5	H	L	2-4	Old Dominion
3-6	H	W	9-2	* Duke
3-7	H	W	4-3	* Duke
3-8	H	L	5-6	Alabama
3-9	H	L	4-7	Alabama
3-10	H	W	8-2	Furman
3-12	A	W	20-8	Francis Marion
3-13	A	W	11-7	Wingate
3-14	A	W	3-0	North Carolina-Wilmington
3-15	A	W	12-5	North Carolina-Wilmington
3-16	A	L	4-9	North Carolina-Wilmington
3-20	A	L ⁽⁷⁾	2-5	* Maryland ⁽¹⁾
3-20	A	W ⁽⁷⁾	8-3	* Maryland ⁽²⁾
3-22	A	W	11-2	Furman
3-23	H	W	10-1	Ohio State
3-25	H	W ⁽⁷⁾	4-3	Georgia Southern ⁽¹⁾
3-25	H	W ⁽⁷⁾	1-0	Georgia Southern ⁽²⁾
3-26	H	W	8-4	* Wake Forest
3-26	H	W ⁽⁶⁾	5-4	Georgia Southern
3-29	H	W	4-2	East Tennessee State
3-30	H	W	2-0	East Tennessee State
3-31	H	W	4-2	East Tennessee State
4-3	A	L	4-6	* N.C. State
4-5	H	W ⁽⁸⁾	8-3	Western Carolina
4-6	A	W	13-7	Georgia
4-7	A	L ⁽¹⁰⁾	6-7	* Georgia Tech
4-10	H	L	4-8	* N.C. State
4-11	A	W	16-0	Erskine
4-12	A	L	5-11	Georgia
4-14	A	W	8-1	* Virginia
4-16	A	L	2-7	* Wake Forest
4-17	H	W	19-6	* Georgia Tech
4-20	N1	W	12-5	+ Virginia
4-21	N1	W	8-1	+ N.C. State
4-22	A	L	5-6	+ North Carolina
4-24	N1	W	14-7	+ Duke
4-24	A	W	5-2	+ North Carolina
4-25	A	L	1-10	+ North Carolina
4-26	H	L ⁽¹⁰⁾	3-8	South Carolina
4-27	H	W	6-3	Georgia
4-29	A	L	7-13	Western Carolina
4-30	A	W	8-1	South Carolina
5-1	A	L	3-4	South Carolina

* - ACC game; + - ACC Tournament; N1 - Chapel Hill, NC

1984 (38-17 Overall; 12-2 ACC, T-1st)**Head Coach:** Bill Wilhelm (27th Season)

Date	St	W-L	Score	Opponent
2-24	A	L	11-17	Georgia Southern
2-25	A	W	10-3	Georgia Southern
2-26	A	W	10-5	Georgia Southern
2-28	H	L ⁽⁷⁾	2-5	Ball State ⁽¹⁾
2-28	H	L ⁽⁷⁾	4-5	Ball State ⁽²⁾
2-29	H	W	9-1	Ball State
3-1	H	L	3-6	Old Dominion
3-2	H	W	6-3	Old Dominion
3-3	A	W	11-4	* Duke
3-4	A	W	7-1	* Duke
3-6	H	L ⁽⁷⁾	4-7	The Citadel ⁽¹⁾
3-6	H	W ⁽⁷⁾	6-0	# The Citadel ⁽²⁾
3-7	H	W	2-1	North Carolina-Wilmington
3-8	H	L	5-8	North Carolina-Wilmington
3-9	H	W	5-4	* Maryland
3-10	H	W	5-2	* Maryland
3-11	H	L	6-9	Georgia
3-12	H	W	8-1	† Marshall
3-14	H	W ⁽⁷⁾	7-3	Marshall ⁽¹⁾
3-14	H	W ⁽⁷⁾	6-0	Marshall ⁽²⁾
3-15	H	W	6-2	* Virginia
3-16	H	W	7-2	* Virginia
3-17	H	L	3-7	Virginia Tech
3-18	H	W	6-2	Virginia Tech
3-19	H	W	8-0	Virginia Tech
3-21	A	L	4-8	Alabama
3-22	A	W ⁽⁷⁾	4-1	Alabama ⁽¹⁾
3-22	A	L ⁽⁷⁾	1-3	Alabama ⁽²⁾
3-23	A	W	11-4	Mississippi
3-24	A	W	4-2	Mississippi
3-25	A	W ⁽¹¹⁾	3-1	Mississippi
3-28	H	W	5-1	* Georgia Tech
3-29	H	W	13-0	Florida State
3-30	H	W	13-3	Florida State
3-31	H	L	2-5	* N.C. State
4-1	H	L	1-3	* North Carolina
4-5	H	W	5-3	Western Carolina
4-6	A	W	13-1	* Wake Forest
4-7	A	W	15-7	* N.C. State
4-8	A	W	5-1	* North Carolina
4-10	H	L	7-9	Furman
4-11	A	W	7-2	* Georgia Tech
4-12	A	L	2-9	Western Carolina
4-13	A	W	10-1	South Carolina-Aiken
4-14	H	W	9-3	* Wake Forest
4-15	A	W	6-0	Winthrop
4-16	H	W	19-0	Augusta
4-18	N1	L	5-8	+ Duke
4-19	N1	W	7-6	+ Virginia
4-20	N1	W	12-1	+ Maryland
4-21	N1	L	6-7	+ North Carolina
4-24	A	L	11-14	Georgia
4-25	H	W	5-2	Georgia
4-26	H	W	11-1	Erskine
4-28	A	W	11-5	Vanderbilt


* - ACC game; # - no-hit game; † - Wilhelm's 700th victory; + - ACC Tournament; N1 - Durham, NC

1985 (36-30-1 Overall; 9-4 ACC, T-1st)**Head Coach:** Bill Wilhelm (28th Season)

Date	St	W-L	Score	Opponent
2-16	A	L ⁽¹⁰⁾	9-10	The Citadel
2-17	A	W	12-5	The Citadel
2-23	A	W ⁽⁸⁾	5-3	Valdosta State ⁽¹⁾
2-23	A	L ⁽⁷⁾	3-10	Valdosta State ⁽²⁾
2-25	A	W ⁽⁷⁾	9-0	Valdosta State ⁽¹⁾
2-25	A	W ⁽⁷⁾	6-5	Valdosta State ⁽²⁾
2-28	H	L	3-4	Charlotte
3-2	A	L ⁽⁷⁾	2-11	North Carolina-Wilmington ⁽¹⁾
3-2	A	W ⁽⁷⁾	9-4	North Carolina-Wilmington ⁽²⁾
3-3	A	L	5-8	North Carolina-Wilmington
3-5	H	W	5-0	* Duke
3-6	H	W	11-2	* Duke
3-7	H	L	4-6	Old Dominion
3-8	H	W	8-2	Old Dominion
3-9	A	W ⁽¹⁰⁾	4-3	Charlotte
3-10	A	W	11-4	Francis Marion
3-11	A	L	7-8	Campbell
3-12	A	L	6-10	East Tennessee State
3-13	A	W	15-4	East Tennessee State
3-15	A	T ⁽⁸⁾	4-4	Virginia Tech
3-16	A	L	7-14	Virginia Tech
3-17	A	L	6-20	Virginia Tech
3-18	H	W	3-1	Georgia Southern
3-19	H	W	11-4	Georgia Southern
3-20	H	W	4-3	Kentucky



Jim McCollom was an All-American in 1985 when he hit .390 with 21 homers and 76 RBIs.



The 1987 Tigers won 54 games and were ranked in the top 10 of the final Baseball America and Collegiate Baseball polls.

3-22	H	L	3-7	Kentucky
3-23	A	W	10-9	* Wake Forest
3-24	A	W	7-4	* Wake Forest
3-25	A	W	19-10	Furman
3-26	A	L	11-14	Georgia
3-28	A	L	1-19	* Virginia
3-30	A	W ⁽⁷⁾	7-1	* Maryland ⁽¹⁾
3-30	A	W ⁽⁷⁾	6-0	* Maryland ⁽²⁾
4-1	H	W	16-8	Alabama
4-2	H	W ⁽⁸⁾	5-4	Alabama ⁽¹⁾
4-2	H	L ⁽⁷⁾	5-9	Alabama ⁽²⁾
4-3	H	W	4-2	* Georgia Tech
4-5	H	W	3-2	† * North Carolina
4-6	H	W	7-1	* N.C. State
4-7	H	W	13-5	Winthrop
4-9	H	W	3-2	Appalachian State
4-10	A	L	8-9	* Georgia Tech
4-12	A	W	17-0	Davidson
4-13	A	L	3-10	* North Carolina
4-14	A	L	4-9	* N.C. State
4-17	N1	W	17-12	+ Maryland
4-18	N1	W	3-2	+ North Carolina
4-19	A	L	9-12	+ Georgia Tech
4-20	N1	W	10-8	+ Virginia
4-20	A	L	5-7	+ Georgia Tech
4-23	A	W	9-2	Western Carolina
4-24	A	L	4-11	Georgia
4-25	A	W	6-5	Erskine
4-26	A	L	2-14	South Carolina
4-27	A	L	6-11	South Carolina
4-28	A	L	5-6	South Carolina
4-29	H	W	16-5	South Carolina-Aiken
4-30	H	L	3-4	Georgia
5-10	H	L	2-5	Florida International
5-11	H	W	4-3	Florida International
5-13	H	W	13-1	^ Furman
5-14	H	L	6-12	South Carolina
5-15	H	L	6-8	South Carolina
5-16	H	L	3-8	South Carolina
5-17	N2	L	4-10	New Orleans
5-18	N2	W	12-3	New Orleans
5-19	N2	L ⁽⁸⁾	3-8	New Orleans

* - ACC game; † - Wilhelm's 750th victory; + - ACC Tournament; ^ - first-ever night game played at Clemson; N1 - Atlanta, GA; N2 - Greenville, SC

1986 (42-21 Overall; 9-4 ACC, 3rd)

Head Coach: Bill Wilhelm (29th Season)

Date	St	W-L	Score	Opponent
2-15	A	W	12-5	Coastal Carolina
2-16	A	L	3-9	Coastal Carolina
2-21	A	L	3-9	Georgia Southern

2-22	A	W	12-9	Georgia Southern
2-23	A	W ⁽¹⁰⁾	12-10	Georgia Southern
2-28	H	W	12-2	Vanderbilt
3-1	H	L	3-6	Vanderbilt
3-2	H	L	6-11	Appalachian State
3-3	H	W	13-5	The Citadel
3-4	H	W	16-5	The Citadel
3-5	H	W	5-4	Old Dominion
3-7	H	W	18-8	Francis Marion
3-8	H	L	5-7	Campbell
3-9	H	W	9-4	Winthrop
3-11	H	L	1-2	Old Dominion
3-12	H	W	15-4	* Virginia
3-15	A	W ⁽¹²⁾	8-7	New Orleans
3-16	A	L	8-11	New Orleans
3-17	A	L	7-8	New Orleans
3-18	A	W	11-7	South Alabama
3-19	A	W	10-7	South Alabama
3-21	A	L	1-5	Auburn
3-22	A	L ⁽⁷⁾	2-5	Auburn ⁽¹⁾
3-22	A	L ⁽⁷⁾	8-9	Auburn ⁽²⁾
3-23	A	W	14-11	Auburn
3-25	H	W	9-2	Illinois
3-26	H	W	6-5	Illinois
3-27	H	W	23-8	* Maryland
3-28	H	W	9-2	* Maryland
3-29	H	W	7-1	* Wake Forest
3-30	H	W	22-2	* Wake Forest
4-1	A	W	9-7	Furman
4-2	H	W	5-4	Georgia
4-4	A	W	8-0	Western Carolina
4-5	A	W	6-1	* Duke
4-6	A	W	15-1	* Duke
4-9	A	L	6-13	Georgia
4-10	H	W	18-2	Georgia
4-12	A	L	8-12	* N.C. State
4-13	A	L	8-9	* North Carolina
4-15	H	W	14-1	East Tennessee State
4-16	H	W	6-3	Furman
4-17	H	W	13-7	Western Carolina
4-18	H	W	14-7	Davidson
4-19	H	W	6-2	* North Carolina
4-20	H	L	2-6	* N.C. State
4-22	A	W	6-3	* Georgia Tech
4-24	H	W	9-7	Charlotte
4-25	H	W	16-5	South Carolina
4-26	H	W	9-5	South Carolina
4-27	H	L ⁽¹²⁾	4-9	South Carolina
5-3	A	W	14-11	South Carolina
5-4	A	L	0-5	South Carolina
5-5	A	W	7-6	† South Carolina
5-6	A	W	14-7	Augusta

5-7	H	L	0-7	* Georgia Tech
5-9	N1	L	5-6	Miami (FL)
5-10	N1	W	7-4	Miami (FL)
5-11	N1	W	9-5	Miami (FL)
5-14	N2	W ⁽¹⁴⁾	6-5	+ Wake Forest
5-15	N2	L	5-16	+ Georgia Tech
5-16	N2	W ⁽¹⁰⁾	7-2	+ Maryland
5-17	N2	L	4-6	+ N.C. State

* - ACC game; † - Wilhelm's 800th victory; + - ACC Tournament; N1 - Greenville, SC; N2 - Durham, NC

1987 (54-14-1 Overall; 16-5 ACC, 2nd)

Ranked #10 by Baseball America

Ranked #10 by Collegiate Baseball

Head Coach: Bill Wilhelm (30th Season)

Date	St	W-L	Score	Opponent
2-23	A	W ⁽⁷⁾	9-3	The Citadel ⁽¹⁾
2-23	A	W ⁽⁷⁾	12-0	The Citadel ⁽²⁾
2-25	H	W	8-1	Western Carolina
3-1	H	W ⁽⁸⁾	7-6	Appalachian State ⁽¹⁾
3-1	H	W ⁽⁷⁾	1-0	Appalachian State ⁽²⁾
3-2	H	W ⁽⁷⁾	8-7	North Carolina-Wilmington ⁽¹⁾
3-2	H	W ⁽⁷⁾	4-0	North Carolina-Wilmington ⁽²⁾
3-3	H	W	9-8	Old Dominion
3-4	H	W	4-1	Old Dominion
3-5	H	L	3-10	Georgia Southern
3-6	H	W	8-2	Georgia Southern
3-7	H	W	14-5	Georgia Southern
3-10	H	W ⁽⁷⁾	12-11	Marshall ⁽¹⁾
3-10	H	W ⁽⁷⁾	19-1	Marshall ⁽²⁾
3-11	H	W	20-1	Marshall
3-13	H	W	6-4	* Virginia
3-14	H	W	9-2	* Virginia
3-17	A	W	7-5	Florida International
3-18	A	L	1-6	Florida International
3-20	A	W	8-2	Miami (FL)
3-21	A	W	11-9	Miami (FL)
3-22	A	T	10-10	Miami (FL)
3-23	H	W	14-5	* Maryland
3-25	H	W	18-5	Auburn ⁽¹⁾
3-25	H	L ⁽⁷⁾	4-5	Auburn ⁽²⁾
3-26	H	W	3-2	Auburn
3-28	H	W	12-2	Valdosta State
3-29	H	W	12-6	Valdosta State
3-31	A	W ⁽⁷⁾	25-1	Charlotte
4-1	H	W	3-2	Georgia
4-2	A	L	7-11	Georgia
4-4	H	L ⁽⁷⁾	6-7	* N.C. State ⁽¹⁾
4-4	H	W ⁽⁷⁾	15-5	* N.C. State ⁽²⁾
4-5	H	W	11-5	* North Carolina
4-6	H	W	4-1	Furman
4-7	H	L	5-6	^ Greenville Braves

4-8	A	L	2-4	* Georgia Tech
4-10	A	W	12-6	* Wake Forest
4-11	A	W	13-11	* Wake Forest
4-12	A	W	6-3	* Duke
4-13	A	W	11-4	* Virginia
4-15	H	L	6-7	* Georgia Tech
4-16	H	W	13-3	* Wake Forest
4-18	H	W	12-4	* Duke
4-19	H	W	6-3	* Duke
4-20	H	W	5-3	South Carolina
4-21	H	W	7-3	South Carolina
4-22	A	L	2-12	* Georgia Tech
4-25	A	L	3-4	* North Carolina
4-25	N1	W	9-8	* N.C. State
4-26	A	W	14-8	* North Carolina
5-2	A	W	5-3	South Carolina
5-3	A	W	8-7	South Carolina
5-5	A	W	8-1	* Maryland
5-6	A	W	9-7	* Maryland
5-7	A	W ⁽⁸⁾	10-8	% Duke ⁽¹⁾
5-7	A	W ⁽⁷⁾	14-5	% Duke ⁽²⁾
5-8	H	L	6-7	South Alabama
5-9	H	W	1-0	South Alabama
5-10	H	W	11-1	South Alabama
5-13	N2	W	11-4	+ Wake Forest
5-14	N2	W	9-4	+ North Carolina
5-15	N2	W	8-0	+ N.C. State
5-16	N2	L	1-7	+ Georgia Tech
5-16	N2	L	7-11	+ N.C. State
5-21	N3	W	8-0	* West Virginia
5-22	N3	W	6-3	\$ Seton Hall
5-23	N3	L	5-6	\$ Arkansas
5-23	N3	W	6-3	\$ Auburn
5-24	N3	L	2-4	\$ Arkansas

* - ACC game; % - not counted in ACC standings;

+ - ACC Tournament; \$ - NCAA South Regional;

^ - exhibition game (not counted in record);

† - Wilhelm's 850th victory; N1 - Chapel Hill, NC;

N2 - Greenville, SC; N3 - Huntsville, AL


1988 (54-14 Overall; 18-2 ACC, 1st)

Ranked #15 by Baseball America

Ranked #21 by Collegiate Baseball

Head Coach: Bill Wilhelm (31st Season)

Date	St	W-L	Score	Opponent
2-20	A	W	8-1	Auburn
2-21	A	L	2-5	Auburn
2-24	H	W	23-6	Charlotte
2-25	H	W	13-12	Georgia
2-27	A	W	12-1	North Carolina-Wilmington
2-28	A	W	13-2	North Carolina-Wilmington
3-1	H	W	8-4	Western Carolina
3-2	H	W	15-3	Furman
3-3	H	W	11-4	East Tennessee State
3-5	A	W	9-4	Charlotte
3-6	H	W	7-1	Appalachian State
3-7	H	W	15-2	Old Dominion
3-8	H	W	7-1	Old Dominion
3-9	H	W	10-2	Old Dominion
3-10	H	W	7-5	Liberty
3-12	H	W	9-6	* Virginia
3-14	N1	W	10-7	Long Beach State
3-15	N1	L	2-9	Bright Young
3-16	N1	L	5-6	Washington State
3-17	A	L	10-13	Fresno State
3-18	N1	W	5-3	George Washington
3-19	N1	W ⁽⁷⁾	9-3	Oregon State
3-21	H	W ⁽⁷⁾	6-0	* Maryland ⁽¹⁾
3-21	H	W ⁽⁷⁾	5-4	* Maryland ⁽²⁾
3-22	A	L	7-8	Georgia
3-23	A	W	12-7	Furman
3-24	H	W	11-4	Ohio State
3-26	H	L ⁽⁷⁾	1-7	Ohio State ⁽¹⁾
3-26	H	W ⁽⁷⁾	4-3	Ohio State ⁽²⁾
3-27	H	W	8-4	Coastal Carolina
3-28	H	W	7-3	Coastal Carolina
4-1	H	W	5-2	* North Carolina
4-2	H	W	8-5	* North Carolina
4-3	H	W	9-8	* N.C. State
4-4	H	W	20-11	Western Carolina
4-5	H	W	11-10	^ Greenville Braves
4-6	H	W	7-3	* Georgia Tech
4-9	A	W ⁽⁷⁾	10-3	* Duke ⁽¹⁾
4-9	A	W ⁽⁷⁾	10-3	* Duke ⁽²⁾
4-10	A	W	8-7	* Wake Forest
4-13	A	W	4-2	* Georgia Tech
4-14	A	W	12-4	Western Carolina
4-15	H	W	11-3	* Duke
4-16	H	W	11-7	* Wake Forest
4-17	H	W	8-5	* Wake Forest



Eric Macrina belted 24 home runs with 85 RBIs to earn All-America honors in 1991.

4-19	H	W	18-8	Tennessee
4-20	H	W	6-1	Tennessee
4-21	H	W	7-4	* Georgia Tech
4-22	H	W	7-6	South Carolina
4-23	H	L	7-11	South Carolina
4-24	H	W	8-5	South Carolina
4-30	A	W	5-2	South Carolina
5-1	A	L	6-7	South Carolina
5-2	A	W	8-3	* Virginia
5-3	A	W	6-0	* Virginia
5-6	A	L	3-6	* N.C. State
5-7	A	L	8-9	* N.C. State
5-8	A	W	8-6	* North Carolina
5-11	N2	W	9-1	+ Duke
5-12	N2	L	0-1	+ North Carolina
5-13	N2	W	9-0	+ Maryland
5-14	N2	W	5-4	+ North Carolina ⁽¹⁾
5-14	N2	L	6-7	+ North Carolina ⁽²⁾
5-22	N3	W	16-1	Saint John's
5-23	N3	W	6-5	Saint John's
5-26	N4	W ⁽¹⁹⁾	3-2	\$ Fordham
5-28	N4	L	1-6	\$ Rutgers
5-28	N4	W	11-1	\$ Saint John's
5-29	N4	L	7-8	\$ Kentucky

* - ACC game; ^ - exhibition game (not counted in record); † - Wilhelm's 900th victory; + - ACC Tournament; \$ - NCAA Northeast Regional; N1 - Fresno, CA; N2 - Greenville, SC; N3 - Orlando, FL; N4 - New Britain, CT

1989 (50-20 Overall; 13-5 ACC, 2nd)

ACC Champion

Ranked #14 by Baseball America
Ranked #14 by Collegiate Baseball

Head Coach: Bill Wilhelm (32nd Season)

Date	St	W-L	Score	Opponent
2-18	A	W	22-5	Coastal Carolina
2-19	A	W	6-5	Coastal Carolina
2-25	H	W	4-2	Auburn
2-26	H	L	6-7	Auburn
2-28	H	W	9-8	Western Carolina
3-2	H	W	13-4	East Tennessee State
3-4	H	W	15-2	North Carolina-Wilmington
3-5	H	W	9-4	North Carolina-Wilmington
3-6	H	L ⁽¹⁰⁾	1-3	Old Dominion
3-7	H	W	6-3	Old Dominion
3-8	H	W ⁽¹⁵⁾	3-2	Old Dominion
3-10	H	W ⁽¹⁰⁾	5-4	Appalachian State
3-11	H	W	10-4	* Virginia
3-12	H	W	8-2	* Virginia
3-14	H	W	7-6	Western Carolina
3-15	H	W	3-0	Furman

3-18	H	W	16-3	* Maryland
3-19	A	W	11-0	* Wake Forest
3-20	A	W	6-2	* Wake Forest
3-24	A	W	6-4	* N.C. State
3-25	A	W	4-3	* North Carolina
3-26	A	L	0-3	* North Carolina
3-28	H	W	7-5	Seton Hall
3-29	H	W	8-5	Seton Hall
3-30	H	W	17-7	Seton Hall
3-31	H	W	7-1	South Carolina
4-1	H	W	12-6	South Carolina
4-2	H	W	9-6	South Carolina
4-3	H	W	15-4	Davidson
4-5	A	W	7-5	Tennessee
4-6	A	W	14-2	Western Carolina
4-9	H	W	6-3	* Wake Forest
4-10	H	W	12-4	Western Carolina
4-11	A	W	4-0	Furman
4-12	A	W	7-5	* Georgia Tech
4-14	A	W	8-0	* Virginia
4-16	A	L ⁽¹²⁾	4-5	* Maryland ⁽¹⁾
4-16	A	L ⁽⁵⁾	3-4	* Maryland ⁽²⁾
4-18	A	L	5-6	Georgia
4-19	H	W	16-5	* Georgia Tech
4-20	A	W	5-3	South Carolina
4-21	A	L	3-8	South Carolina
4-22	A	L	1-7	South Carolina
4-23	H	L	3-4	* North Carolina
4-25	H	W ⁽¹²⁾	3-2	Georgia
4-26	A	L	4-11	* Georgia Tech
4-28	H	L	5-11	Miami (FL)
4-29	H	L	2-10	Miami (FL)
4-30	H	W	5-4	† Miami (FL)
5-6	H	W	11-3	* N.C. State
5-7	H	W	13-6	* N.C. State
5-8	A	L	1-4	Georgia Southern
5-9	N1	W	4-1	Armstrong State
5-9	A	L ⁽⁵⁾	7-9	Georgia Southern
5-10	N1	L	3-5	Armstrong State
5-10	A	L	1-2	Georgia Southern
5-13	N2	W	8-0	+ Maryland
5-14	N2	W	9-3	+ Georgia Tech
5-15	N2	W	5-4	+ North Carolina
5-16	N2	W	9-2	+ N.C. State
5-16	N2	W	12-4	+ North Carolina
5-19	N3	L ⁽¹⁰⁾	6-8	% Arizona
5-20	N3	L	0-2	% Miami (FL)
5-21	N3	W	7-1	% New Orleans
5-22	A	W	7-0	% North Carolina
5-25	N4	W	6-2	\$ Seton
5-26	N4	L	7-14	\$ Auburn
5-27	N4	W	13-5	\$ Seton

5-27	N4	W	11-1	\$ Auburn
5-28	A	L	1-8	\$ Florida State

* - ACC game; % - Carolina Invitational; † - Wilhelm's 950th victory; + - ACC Tournament; \$ - NCAA Atlantic Regional; N1 - Statesboro, GA; N2 - Greenville, SC; N3 - Chapel Hill, NC; N4 - Tallahassee, FL

1990 (43-23 Overall; 14-6 ACC, 2nd)

Head Coach: Bill Wilhelm (33rd Season)

Date	St	W-L	Score	Opponent
2-17	A	W	13-8	North Carolina-Wilmington
2-18	A	W	18-2	North Carolina-Wilmington
2-24	A	W	6-3	Auburn
2-25	A	W	6-0	Auburn
2-28	H	W	14-2	Western Carolina
3-4	A	W	12-9	* Duke ⁽¹⁾
3-4	A	L	3-4	* Duke ⁽²⁾
3-6	H	W	5-3	Old Dominion
3-7	H	W	6-5	Old Dominion
3-8	H	W	8-1	Old Dominion
3-9	H	W	10-4	* Wake Forest
3-10	H	L	1-3	* Wake Forest
3-11	H	W	11-8	* Wake Forest
3-12	H	W	13-0	Marshall
3-13	H	W	7-3	Marshall
3-14	H	W	16-2	Marshall
3-17	H	W ⁽⁷⁾	10-1	* Maryland ⁽¹⁾
3-17	H	W ⁽⁷⁾	7-1	* Maryland ⁽²⁾
3-18	H	W	8-1	* Maryland
3-19	H	W	12-6	Ohio
3-20	H	W	6-4	Ohio
3-22	A	L	2-9	Miami (FL)
3-23	A	L	5-11	Miami (FL)
3-24	A	L	1-2	Miami (FL)
3-27	H	L ⁽⁷⁾	2-11	Coastal Carolina ⁽¹⁾
3-27	H	W ⁽⁷⁾	1-0	Coastal Carolina ⁽²⁾
3-28	A	L	8-9	Georgia
3-31	N1	W	6-0	South Carolina
4-1	H	W ⁽¹¹⁾	6-5	South Carolina
4-2	H	W	9-0	South Carolina
4-3	H	W	11-4	East Tennessee State
4-4	A	W	10-2	Furman
4-6	A	L	8-10	* North Carolina
4-7	A	L	3-9	* North Carolina
4-8	A	L	10-11	* North Carolina
4-10	H	W ⁽⁷⁾	2-1	Appalachian State
4-11	H	W	17-6	Furman
4-12	A	L	2-21	South Carolina
4-13	H	W	6-3	* N.C. State
4-14	H	W	20-4	* N.C. State
4-15	H	W	6-5	* N.C. State
4-17	H	W	13-0	Georgia Southern

4-18	H	L	6-9	Georgia Southern
4-20	A	W	12-6	* Virginia
4-21	A	W	19-3	* Virginia
4-22	A	W	8-0	* Virginia
4-24	H	L	5-7	Tennessee
4-25	H	W	14-2	Tennessee
4-27	A	W	14-12	* Georgia Tech
4-28	H	L	3-8	* Georgia Tech
4-29	A	W	17-10	† * Georgia Tech
5-6	A	L	4-5	South Carolina ⁽¹⁾
5-6	A	L ⁽⁷⁾	3-7	South Carolina ⁽²⁾
5-8	A	W	15-3	Tennessee
5-10	H	W	8-4	Campbell
5-12	N1	W	13-3	+ Duke
5-13	N1	W	7-3	+ Virginia
5-14	N1	L	1-3	+ North Carolina
5-15	N1	L	5-6	+ N.C. State
5-18	N2	L	0-1	% Southern California
5-19	N2	L	2-5	% Fresno State
5-20	N2	W	9-1	% Arizona
5-21	A	L	2-11	The Citadel
5-25	N3	L	6-9	\$ Creighton
5-26	N3	W	8-5	\$ Texas-Arlington
5-27	N3	L	3-4	\$ Creighton

* - ACC game; † - Wilhelm's 1,000th victory; + - ACC Tournament; % - Carolina Invitational; \$ - NCAA Central Regional; N1 - Greenville, SC; N2 - Chapel Hill, NC; N3 - Austin, TX

1991 (60-10 Overall; 18-3 ACC, 1st)

ACC Champion

College World Series Participant

Ranked #4 by Baseball America

Ranked #8 by Collegiate Baseball

Head Coach: Bill Wilhelm (34th Season)

Date	St	W-L	Score	Opponent
2-16	A	W	10-4	Georgia Southern
2-17	A	W	16-3	Georgia Southern
2-23	H	W	6-4	Auburn
2-24	H	W	7-3	Auburn
2-25	H	W	13-0	East Tennessee State
2-28	N1	W	6-0	% Oklahoma State
3-2	N1	L	8-13	% Louisiana-Lafayette
3-2	A	W	14-3	% Nevada-Las Vegas
3-3	N1	W	17-5	% Louisiana-Lafayette
3-7	H	W	9-0	Augusta
3-9	A	L ⁽⁷⁾	10-11	* Wake Forest ⁽¹⁾
3-9	A	W ⁽⁷⁾	13-7	* Wake Forest ⁽²⁾
3-10	A	W	11-5	* Wake Forest
3-15	H	W	5-2	* Virginia
3-16	H	W	15-1	* Virginia
3-17	H	W	12-8	* Virginia
3-19	A	W	23-7	Coastal Carolina
3-20	A	W	10-3	Coastal Carolina
3-21	A	W	11-7	Coastal Carolina
3-22	A	L	4-12	South Carolina
3-23	A	L	10-11	South Carolina
3-24	A	W	5-3	South Carolina
3-26	H	W	10-0	The Citadel
3-27	H	W	12-3	The Citadel
3-28	H	W ⁽⁷⁾	7-5	South Carolina
3-30	H	W	12-1	Columbus ⁽¹⁾
3-30	H	W	2-1	Columbus ⁽²⁾
3-31	A	L	7-9	Western Carolina
4-2	H	W	16-6	Furman
4-3	H	W	13-3	Western Carolina
4-4	H	W	10-1	South Carolina
4-5	H	W	15-6	* North Carolina
4-6	H	W ⁽¹²⁾	6-5	* North Carolina
4-7	H	W	6-2	* North Carolina
4-8	H	W ⁽⁵⁾	5-0	Winthrop
4-9	H	W	4-3	Georgia
4-10	A	W	9-1	Georgia
4-12	A	W	14-3	* N.C. State
4-13	A	L	7-8	* N.C. State
4-14	A	W	16-6	* N.C. State
4-16	H	W	10-5	Appalachian State
4-17	H	W	13-0	Appalachian State
4-19	A	W	11-4	* Maryland
4-20	A	W	7-2	* Maryland
4-21	A	W	17-2	* Maryland
4-23	A	W	8-3	Furman
4-24	H	W	11-8	Georgia
4-25	H	W	7-6	South Carolina
4-26	H	W ⁽¹⁰⁾	9-8	* Georgia Tech
4-27	A	W	8-0	† * Georgia Tech
4-28	H	L	6-11	* Georgia Tech
5-5	H	W	17-4	* Duke
5-6	H	W ⁽⁷⁾	3-2	* Duke
5-7	H	W	6-4	* Duke

5-8	A	L	1-11	Tennessee
5-9	A	W	6-3	Tennessee
5-11	N2	W	13-1	Maryland
5-12	N2	W	7-2	+ Wake Forest
5-13	N2	W	6-5	+ Georgia Tech
5-14	N2	W ⁽¹¹⁾	7-4	+ Virginia
5-14	N2	W	24-8	+ Georgia Tech
5-17	H	W	7-2	Furman
5-18	H	W ⁽⁸⁾	8-0	Furman
5-19	H	W	21-1	Furman
5-23	N3	W	13-5	\$ Princeton
5-24	N3	W	8-3	\$ Villanova
5-25	N3	W	10-9	\$ Mississippi State
5-26	A	W	13-5	\$ Maine
6-1	N4	L	4-8	! Creighton
6-3	N4	L	11-12	! Long Beach State

* - ACC game; % - UNLV Desert Classic; † - Wilhelm's 1,050th victory; + - ACC Tournament; \$ - NCAA Northeast Regional; ! - College World Series; N1 - Las Vegas, NV; N2 - Greenville, SC; N3 - Orono, ME; N4 - Omaha, NE

1992 (50-14 Overall; 19-5 ACC, 1st)

Ranked #7 by Baseball America				
Ranked #10 by Collegiate Baseball				
Head Coach: Bill Wilhelm (35th Season)				
Date	St	W-L	Score	Opponent
2-16	H	W	7-0	Eastern Kentucky ⁽¹⁾
2-16	H	W	22-0	Eastern Kentucky ⁽²⁾
2-19	H	W	6-0	Western Carolina
2-21	H	W	15-1	Tampa
2-22	H	W	16-5	Tampa ⁽¹⁾
2-22	H	W	3-0	Tampa ⁽²⁾
2-29	A	W	4-3	Auburn
3-1	A	W	9-3	Auburn
3-3	H	W	1-0	Winthrop
3-5	H	W	20-2	Furman
3-7	H	W ⁽⁷⁾	7-2	* Wake Forest ⁽¹⁾
3-7	H	W ⁽⁸⁾	2-1	* Wake Forest ⁽²⁾
3-8	H	W	7-5	* Wake Forest
3-9	H	W	2-1	Coastal Carolina
3-10	H	W	12-2	Coastal Carolina
3-13	H	W	15-3	* Maryland
3-14	H	W	10-1	* Maryland
3-15	H	L	9-10	* Maryland
3-17	A	W	15-7	* Duke
3-18	A	W	9-1	* Duke
3-19	A	L	1-2	* Duke
3-20	A	W	8-6	* Virginia
3-21	A	W	5-3	* Virginia
3-22	A	W	8-2	* Virginia
3-23	H	L	3-7	Ohio
3-24	H	W	10-2	Ohio
3-26	A	L	6-8	South Carolina
3-27	H	W	10-4	* Florida State
3-28	H	W	12-0	* Florida State
3-29	H	W	14-0	* Florida State
3-31	A	W	8-4	Georgia
4-1	H	L	2-3	Georgia
4-2	N1	W ⁽¹¹⁾	12-11	Winthrop
4-3	A	W	10-4	* North Carolina
4-4	A	W	7-1	* North Carolina
4-5	A	W	12-5	* North Carolina
4-7	H	W ⁽⁷⁾	10-5	Georgia Southern ⁽¹⁾
4-7	H	W ⁽⁷⁾	7-2	Georgia Southern ⁽²⁾
4-8	H	W	5-3	† South Carolina
4-10	H	W	6-2	* N.C. State
4-11	H	L	3-6	* N.C. State
4-12	H	W	3-2	* N.C. State
4-14	A	L	3-4	Tennessee
4-15	A	W	8-2	Tennessee
4-19	H	W	5-3	Appalachian State
4-20	H	W	7-5	Appalachian State
4-21	H	W	10-9	South Carolina
4-22	A	W	9-1	Georgia
4-24	A	L	2-6	* Georgia Tech
4-25	A	L ⁽¹⁰⁾	6-7	* Georgia Tech
4-26	A	W	5-4	* Georgia Tech
5-2	A	W	8-1	North Carolina-Wilmington
5-3	A	L	1-5	North Carolina-Wilmington
5-4	A	W	10-2	Georgia Southern
5-5	A	W	7-1	Georgia Southern
5-9	N2	W ⁽¹⁰⁾	3-2	+ Virginia
5-11	N2	W	5-2	+ Florida State
5-12	N2	L	1-11	+ N.C. State
5-12	N2	W	5-4	+ Georgia Tech
5-13	N2	W	11-0	+ Florida State
5-13	N2	L	3-7	+ N.C. State
5-21	N3	W	8-4	\$ Yale
5-22	N3	L	5-6	\$ California-Los Angeles

5-23	N3	L	6-7	\$ Oklahoma
------	----	---	-----	-------------

* - ACC game; † - Wilhelm's 1,100th victory; + - ACC Tournament; \$ - NCAA Midwest Regional; N1 - Fort Mill, SC; N2 - Greenville, SC; N3 - Starkville, MS

1993 (45-20 Overall; 11-11 ACC, 5th)

ACC Champion				
Ranked #17 by Baseball America				
Ranked #17 by Collegiate Baseball				
Head Coach: Bill Wilhelm (36th Season)				
Date	St	W-L	Score	Opponent
2-20	H	W	9-6	Auburn
2-23	H	W	13-2	Appalachian State
2-24	H	W	11-6	Winthrop
2-27	H	L	6-7	* Duke
2-28	H	W	16-7	* Duke
3-1	H	L	4-13	* Duke
3-2	H	W	7-5	North Carolina-Wilmington ⁽¹⁾
3-2	H	W	9-2	North Carolina-Wilmington ⁽²⁾
3-6	A	L ⁽⁷⁾	1-3	* Wake Forest ⁽¹⁾
3-6	A	W ⁽⁷⁾	4-1	* Wake Forest ⁽²⁾
3-7	A	W	8-5	* Wake Forest
3-9	H	W ⁽¹¹⁾	6-5	Coastal Carolina
3-10	H	W	8-3	Coastal Carolina
3-12	H	W	15-1	* Virginia
3-15	N1	L	0-5	% Nebraska
3-16	N1	L	6-10	% Saint John's
3-17	N1	W	8-7	% Missouri State
3-18	N1	W	5-0	% Texas Tech
3-19	N1	L	0-3	% Kansas State
3-20	N1	W ⁽¹¹⁾	5-4	% Missouri State
3-24	H	W ⁽⁷⁾	10-7	Georgia Southern ⁽¹⁾
3-24	H	W ⁽⁷⁾	4-1	Georgia Southern ⁽²⁾
3-26	H	L	2-12	Ohio
3-27	H	W ⁽⁷⁾	5-2	Ohio
3-28	H	W	21-1	Ohio
3-30	H	W	11-4	Furman
3-31	A	W	6-2	Georgia
4-2	H	W	7-2	* North Carolina
4-3	H	L	5-10	* North Carolina
4-4	H	W	4-3	* North Carolina
4-6	H	W	17-3	South Carolina
4-7	A	W	9-8	South Carolina
4-9	A	W	4-1	* N.C. State
4-10	A	L	5-20	* N.C. State
4-11	A	L	12-13	* N.C. State
4-13	A	W	12-2	Western Carolina
4-14	H	W	8-6	Georgia
4-15	H	W	8-1	Western Carolina
4-17	A	W	6-2	* Maryland
4-18	N2	L	4-8	* Maryland
4-19	A	W	22-4	* Maryland
4-20	A	W	17-2	Furman
4-21	H	W ⁽¹¹⁾	8-7	South Carolina
4-23	H	L	0-11	* Georgia Tech
4-24	H	L	5-10	* Georgia Tech
4-25	H	L	0-6	* Georgia Tech
5-2	A	W	17-1	Winthrop
5-4	H	W	10-3	Tennessee
5-5	H	W	4-2	Tennessee
5-7	A	W	7-6	* Florida State

5-8	A	L ⁽¹⁰⁾	3-4	* Florida State
5-9	A	W	5-1	* Florida State
5-11	H	L	2-4	Georgia
5-12	A	L	5-8	South Carolina
5-13	H	W	12-5	Charlotte
5-15	N3	W	4-2	+ Duke
5-16	N3	W	6-1	+ Florida State
5-17	N3	W	9-8	+ Georgia Tech
5-18	N3	W	7-4	+ North Carolina
5-18	N3	L	5-7	+ Florida State
5-19	N3	W	11-7	+ N.C. State
5-28	N4	W	7-3	\$ Rutgers
5-29	N4	W	10-3	\$ Fresno State
5-30	N4	L	4-11	\$ Fresno State
5-31	N4	L	1-9	\$ Kansas

* - ACC game; % - Pepsi/Johnny Quik Best-of-the-West Tournament; + - ACC Tournament; \$ - NCAA Midwest Regional; N1 - Fresno, CA; N2 - Baltimore, MD; N3 - Greenville, SC; N4 - Knoxville, TN

1994 (57-18 Overall; 20-4 ACC, 1st)

ACC Champion				
Ranked #4 by Baseball America				
Ranked #9 by Collegiate Baseball				
Ranked #9 by Sports Weekly				
Head Coach: Jack Leggett (1st Season)				
Date	St	W-L	Score	Opponent
2-12	H	W	3-1	Western Carolina ⁽¹⁾
2-12	H	W	4-1	Western Carolina ⁽²⁾
2-13	H	W ⁽¹³⁾	6-5	Western Carolina
2-19	H	W	14-1	Tennessee
2-20	H	W	4-2	Tennessee
2-24	N1	L	5-11	% Fresno State
2-24	A	W	11-6	% Nevada-Las Vegas
2-25	N1	W	13-3	% Rice
2-26	N1	L	3-12	% Rice
2-27	N1	W ⁽¹⁰⁾	13-8	% Fresno State
3-3	H	W	11-4	Furman
3-4	H	W	5-4	* Wake Forest
3-5	H	W	5-4	* Wake Forest
3-6	H	W	8-6	* Wake Forest
3-7	H	W	14-2	North Carolina-Wilmington
3-8	H	W ⁽¹³⁾	8-7	North Carolina-Wilmington
3-9	A	W	9-2	Georgia
3-11	H	W	7-5	* Maryland
3-12	H	W	18-2	* Maryland
3-13	H	W	6-5	* Maryland
3-15	H	W	4-1	New Hampshire
3-16	H	L	4-7	South Carolina
3-18	A	W	6-1	Hawaii-Hilo
3-19	A	W	13-5	Hawaii-Hilo ⁽¹⁾
3-19	A	W	10-3	Hawaii-Hilo ⁽²⁾
3-21	N2	L	2-9	^ Oregon State
3-22	N2	L	2-9	^ Lewis-Clark State
3-23	A	W	7-3	^ Hawaii
3-25	N2	W ⁽⁷⁾	3-2	^ Washington
3-25	N2	W ⁽⁷⁾	3-1	^ Grand Canyon
3-26	N2	L ⁽¹¹⁾	1-2	^ Washington
3-27	N2	W	9-0	^ Grand Canyon
3-29	H	W	7-5	Georgia Southern
3-30	H	L	2-3	Georgia Southern

4-1	A	W	3-2	* Virginia
4-2	A	W	11-6	* Virginia
4-3	A	W	11-4	* Virginia
4-5	H	W	6-3	Georgia
4-6	A	W	7-2	South Carolina
4-8	H	W ⁽¹⁰⁾	10-8	* N.C. State
4-9	H	W	9-5	* N.C. State
4-10	H	W ⁽¹⁰⁾	6-5	* N.C. State
4-12	H	W	8-2	Appalachian State
4-13	A	L ⁽¹⁷⁾	4-5	South Carolina
4-15	A	W	7-6	* Duke
4-16	A	L	7-8	* Duke
4-17	A	W	7-0	* Duke
4-18	H	W	16-6	Charleston Southern
4-19	A	W	10-6	Georgia
4-20	H	L	3-4	South Carolina
4-22	A	W	11-1	* North Carolina
4-23	A	L	0-5	* North Carolina
4-24	A	W	3-2	* North Carolina
4-26	A	W	3-2	Tennessee
4-27	A	L ⁽¹⁰⁾	1-5	Tennessee
4-29	H	W	7-5	Miami (FL)
4-30	H	L	3-6	Miami (FL)
5-1	H	W ⁽¹²⁾	9-8	Miami (FL)
5-7	H	W	5-2	* Florida State
5-8	H	W	9-5	* Florida State
5-9	H	L	3-8	* Florida State
5-10	A	W	9-7	Coastal Carolina
5-11	A	W	8-0	Coastal Carolina
5-13	A	W ⁽¹⁰⁾	9-8	* Georgia Tech
5-14	A	L	4-20	* Georgia Tech
5-15	A	W	7-4	* Georgia Tech
5-18	N3	W	7-1	+ Maryland
5-19	N3	W	17-5	+ N.C. State
5-20	N3	W	9-6	+ Georgia Tech
5-21	N3	L	4-10	+ Florida State
5-22	N3	W	4-1	+ Florida State
5-26	H	W	5-1	\$ The Citadel
5-27	H	L	1-8	\$ Notre Dame
5-28	H	W	6-1	\$ Old Dominion
5-28	H	L	5-11	\$ Auburn

* - ACC game; % - UNLV Desert Classic; ^ - Hawaii Easter Tournament; + - ACC Tournament; \$ - NCAA East Regional; N1 - Las Vegas, NV; N2 - Honolulu, HI; N3 - Greenville, SC

1995 (54-14 Overall; 20-4 ACC, 1st)

College World Series Participant				
Ranked #8 by Baseball America				
Ranked #8 by Collegiate Baseball				
Ranked #8 by Sports Weekly				
Head Coach: Jack Leggett (2nd Season)				
Date	St	W-L	Score	Opponent
2-17	N1	L	2-5	Oklahoma State
2-18	A	W	18-0	Texas-Arlington
2-19	N1	W	7-2	Arkansas State
2-24	H	W	16-2	George Mason
2-25	H	W	13-0	George Mason
2-26	H	W	9-3	George Mason
3-1	H	W	6-4	Tennessee
3-2	H	W ⁽¹⁰⁾	7-6	Tennessee
3-4	H	W	10-5	Old Dominion ⁽¹⁾
3-4	H	W	12-6	Old Dominion ⁽²⁾
3-5	H	W	7-1	Old Dominion
3-7	H	W	5-0	James Madison
3-8	H	W	16-6	James Madison
3-10	H	W	10-0	* Duke
3-11	H	W	8-4	* Duke
3-12	H	W	9-1	* Duke
3-14	A	W	5-2	Western Carolina
3-15	H	W	11-0	Appalachian State
3-17	A	W	10-7	* Wake Forest
3-18	A	W	4-3	* Wake Forest
3-19	A	W	10-5	* Wake Forest
3-21	A	W	9-7	Old Dominion
3-22	A	W	4-2	Old Dominion
3-24	A	W ⁽¹²⁾	4-3	* Maryland
3-25	A	W	11-3	* Maryland
3-26	A	W	12-2	* Maryland
3-28	A	L	2-4	South Carolina
3-29	H	W	5-4	Western Carolina
3-31	H	W	3-2	* North Carolina
4-1	H	W	20-1	* North Carolina
4-2	H	L	8-11	* North Carolina
4-4	H	W	7-2	South Carolina
4-5	A	L	7-8	Georgia
4-7	H	W	5-4	* Virginia
4-8	H	W	9-0	* Virginia
4-9	H	W	5-2	* Virginia
4-11	H	W	5-4	Georgia



All-Time Results

4-12	H	W	11-1	South Carolina
4-14	A	W ⁽¹⁰⁾	17-15	* N.C. State
4-15	A	W	13-1	* N.C. State
4-16	A	W	13-4	* N.C. State
4-18	H	W	5-1	Coastal Carolina
4-19	H	W	7-2	Coastal Carolina
4-21	A	L	2-5	* Florida State
4-22	A	L	2-7	* Florida State
4-23	A	L	8-9	* Florida State
4-25	H	W	19-5	Furman
4-26	A	W	18-6	South Carolina
4-28	H	W	8-5	* Georgia Tech
4-29	H	W	6-1	* Georgia Tech
4-30	H	W	6-5	* Georgia Tech
5-7	A	W	7-4	Georgia Southern
5-8	A	L ⁽¹²⁾	14-15	Georgia Southern
5-12	A	L	6-7	Miami (FL)
5-13	A	W	7-5	Miami (FL)
5-14	A	L	4-8	Miami (FL)
5-17	N2	W	10-0	+ Maryland
5-18	N2	W	6-4	+ North Carolina
5-19	N2	W	11-0	+ Florida State
5-20	N2	W	16-7	+ N.C. State
5-20	N2	L	2-12	+ Florida State
5-21	N2	L	2-8	+ Florida State
5-25	H	W	8-4	* Navy
5-26	H	W	11-5	* Jacksonville
5-27	H	W	9-5	* Winthrop
5-28	H	W	7-4	* Alabama
6-3	N3	L	1-3	! Tennessee
6-5	N3	L	3-8	! Stanford

* - ACC game; + - ACC Tournament; \$ - NCAA East Regional; ! - College World Series; N1 - Arlington, TX; N2 - Greenville, SC; N3 - Omaha, NE

1996 (51-17 Overall; 17-7 ACC, 2nd)

College World Series Participant

Ranked #4 by Collegiate Baseball

Ranked #4 by Sports Weekly

Ranked #5 by Baseball America

Head Coach: Jack Leggett (3rd Season)

Date	St	W-L	Score	Opponent
2-16	H	W	4-0	South Florida
2-17	H	L	5-6	South Florida
2-18	H	L	2-7	South Florida
2-23	H	W	7-3	Maine
2-24	H	W	6-5	Maine ⁽¹⁾
2-24	H	W	5-1	Maine ⁽²⁾
2-25	H	W	6-1	Maine
2-27	A	W	8-3	Tennessee
2-28	A	W ⁽¹⁰⁾	10-4	Tennessee
3-1	H	W	11-3	Coastal Carolina
3-2	H	W	8-7	Coastal Carolina
3-3	H	W	13-4	Coastal Carolina
3-5	H	W	4-2	Western Carolina
3-8	H	W	8-4	Virginia Tech
3-9	H	W	6-2	Virginia Tech
3-10	H	W	4-0	Virginia Tech
3-12	H	W	18-2	Siena
3-13	H	W	9-3	Siena
3-16	A	L ⁽⁷⁾	4-7	* Duke ⁽¹⁾
3-16	A	L ⁽⁷⁾	0-2	* Duke ⁽²⁾
3-17	A	W	7-2	* Duke
3-20	H	W	11-3	Ohio
3-21	H	L	3-9	Ohio
3-22	H	W	4-0	* Maryland
3-23	H	W	7-0	* Maryland
3-24	H	W	16-6	* Maryland
3-28	A	W	13-3	Western Carolina
3-29	A	W	8-1	* Virginia
3-30	A	L	2-3	* Virginia
3-31	A	W	9-3	* Virginia
4-2	H	W	5-4	Georgia
4-3	A	W	4-2	South Carolina
4-5	H	W	9-1	* Wake Forest
4-6	H	W	6-0	* Wake Forest
4-7	H	L	7-8	* Wake Forest
4-9	H	W	10-4	Western Carolina
4-10	H	W	11-0	South Carolina
4-12	A	W	11-1	* North Carolina
4-13	A	W	7-5	* North Carolina
4-14	A	W	7-2	* North Carolina
4-16	A	L	2-6	Georgia
4-17	H	W	8-0	South Carolina
4-21	H	L⁽¹⁰⁾	6-8	Georgia Southern⁽¹⁾
4-21	H	L⁽¹⁸⁾	7-9	Georgia Southern⁽²⁾
4-23	A	W	7-5	South Carolina
4-24	H	W	12-5	Charleston Southern
4-25	H	L	6-18	* N.C. State
4-26	H	W	14-0	* N.C. State

4-27	H	L⁽¹⁰⁾	1-4	* N.C. State
5-4	H	W	3-0	* Florida State
5-5	H	W	2-1	* Florida State
5-6	H	W	2-0	* Florida State
5-8	H	W	13-4	Furman
5-10	A	W ⁽¹⁰⁾	9-8	* Georgia Tech
5-11	A	L	0-4	* Georgia Tech
5-12	A	W	9-2	* Georgia Tech
5-16	N1	W	6-1	+ Duke
5-16	N1	W	6-1	+ Georgia Tech
5-17	N2	L	2-4	+ Virginia
5-18	N2	L	1-2	+ Florida State
5-23	H	W	9-1	\$ Charleston Southern
5-24	H	W	5-1	\$ Old Dominion
5-25	H	W	6-3	\$ West Virginia
5-26	H	W	12-5	\$ Tennessee
5-31	N3	L	3-7	! Miami (FL)
6-2	N3	W ⁽¹⁰⁾	8-5	! Oklahoma State
6-4	N3	W	14-13	! Alabama
6-5	N3	L	5-14	! Miami (FL)

* - ACC game; + - ACC Tournament; \$ - NCAA East Regional; ! - College World Series; N1 - Chapel Hill, NC; N2 - Durham, NC; N3 - Omaha, NE

1997 (41-23 Overall; 13-10 ACC, 4th)

Ranked #24 by Sports Weekly

Head Coach: Jack Leggett (4th Season)

Date	St	W-L	Score	Opponent
2-15	H	W	6-2	Morehead State ⁽¹⁾
2-15	H	W	9-1	Morehead State ⁽²⁾
2-16	H	W	1-0	Morehead State
2-18	H	W	7-2	Charleston Southern
2-22	H	W	7-6	Kentucky ⁽¹⁾
2-22	H	W	4-3	Kentucky ⁽²⁾
2-23	H	W	10-3	Kentucky
2-27	N1	W	8-7	% Cal State Northridge
2-28	N1	W	12-7	% Northwestern
2-28	A	L	3-4	% Nevada-Las Vegas
3-1	N1	W	10-2	% Northwestern
3-2	N1	L	5-18	% Cal State Northridge
3-4	H	W	12-5	James Madison
3-5	H	W	11-3	James Madison
3-7	H	W	17-2	Coastal Carolina
3-8	H	W	22-11	Coastal Carolina
3-9	H	W	13-3	Coastal Carolina
3-12	H	W	17-4	Appalachian State
3-14	H	W	3-2	* Virginia
3-15	H	W	6-1	* Virginia
3-16	H	W	7-3	* Virginia
3-19	A	L	3-7	Tennessee
3-21	A	L	1-13	* Maryland
3-22	A	W	17-10	* Maryland
3-23	A	L ⁽¹⁰⁾	6-7	* Maryland
3-25	A	L	4-9	Western Carolina
3-26	H	W	14-9	Western Carolina
3-28	A	L	2-11	* Wake Forest
3-29	A	W	10-9	* Wake Forest
3-30	A	W	18-7	* Wake Forest
4-1	A	L	2-3	Georgia
4-2	H	L	3-11	South Carolina
4-4	A	W	10-7	* Florida State
4-5	A	L	5-20	* Florida State
4-6	A	L ⁽¹²⁾	10-11	* Florida State
4-8	H	W	10-7	Furman
4-9	A	W	15-1	South Carolina
4-11	H	W	11-1	* Duke
4-12	H	L⁽¹⁰⁾	3-4	* Duke
4-13	H	W	14-2	* Duke
4-15	H	W	13-5	Tennessee
4-16	H	W	12-9	South Carolina
4-18	A	L	9-16	* N.C. State
4-19	A	L	4-17	* N.C. State
4-20	A	L	7-9	* N.C. State
4-23	A	L	16-38	South Carolina
4-25	H	W	7-4	* Georgia Tech
4-26	H	L	4-19	* Georgia Tech
5-2	A	W	11-4	Davidson
5-4	H	W	17-2	* North Carolina
5-5	H	W	11-10	* North Carolina
5-6	H	W	5-4	* North Carolina
5-7	H	W	9-8	Charleston Southern
5-9	H	L	11-12	California
5-10	H	W	15-3	California
5-11	H	L	10-12	California
5-14	N2	W	8-6	+ Wake Forest
5-15	N2	W	7-4	+ Georgia Tech
5-16	N2	L	4-8	+ Florida State
5-17	N2	W ⁽¹⁰⁾	11-6	+ N.C. State
5-17	N2	L	0-10	+ Florida State
5-22	N3	W	13-9	% Nevada

5-23	N3	L	6-10	\$ Rice
5-24	N3	L	7-12	\$ Texas State

* - ACC game; % - UNLV Desert Classic; + - ACC Tournament; \$ - NCAA Central Regional; N1 - Las Vegas, NV; N2 - Saint Petersburg, FL; N3 - Lubbock, TX

1998 (43-16 Overall; 14-9 ACC, T-2nd)

Ranked #19 by Sports Weekly

Ranked #21 by Baseball America

Ranked #23 by Collegiate Baseball

Head Coach: Jack Leggett (5th Season)

Date	St	W-L	Score	Opponent
2-6	N1	W	4-2	% South Florida
2-7	N1	W	7-6	% Central Florida
2-8	N1	W	9-4	% Auburn
2-13	H	L	1-6	East Carolina
2-14	H	W	16-4	East Carolina
2-15	H	W	8-2	East Carolina
2-20	H	W	5-4	Old Dominion
2-21	H	W	11-10	Old Dominion
2-22	H	W	12-7	Old Dominion
2-26	H	W	11-7	Charlotte
2-27	H	W	13-0	North Carolina-Wilmington
2-28	H	W	19-6	North Carolina-Wilmington
3-1	H	W	6-3	North Carolina-Wilmington
3-3	H	W	6-5	Florida Atlantic
3-4	H	L	5-6	Florida Atlantic
3-6	H	W	22-4	Stetson
3-8	H	W	10-5	Stetson ⁽¹⁾
3-8	H	W ⁽⁸⁾	9-4	Stetson ⁽²⁾
3-10	H	W	17-3	Coastal Carolina
3-13	H	W	12-2	Maine
3-14	H	W	18-2	Maine ⁽¹⁾
3-14	H	W	19-11	Maine ⁽²⁾
3-17	H	W	5-1	Western Carolina
3-19	A	L	7-10	Western Carolina
3-20	H	W	5-3	* Maryland
3-21	H	W	19-6	* Maryland
3-22	H	W	15-6	* Maryland
3-25	H	W	5-0	The Citadel
3-27	H	W	10-2	* Wake Forest
3-28	H	W	6-5	* Wake Forest
3-29	H	L	2-8	* Wake Forest
3-31	H	W ⁽¹⁰⁾	5-4	Georgia
4-1	A	W	6-4	South Carolina
4-3	A	W	9-7	* Virginia
4-4	A	L	6-7	* Virginia
4-5	A	W	15-6	* Virginia
4-7	H	W	18-0	Furman
4-8	H	W	13-3	Charleston Southern
4-11	A	W	8-2	* Duke ⁽¹⁾
4-11	A	L	6-7	* Duke ⁽²⁾
4-12	A	L	2-6	* Duke
4-15	H	W	14-6	North Carolina-Asheville
4-17	H	W ⁽¹²⁾	11-10	* N.C. State
4-18	H	W	17-6	* N.C. State
4-22	A	W	9-2	Georgia
4-24	H	W	2-1	* Florida State
4-25	H	W	5-4	* Florida State
4-26	H	L	2-7	* Florida State
5-3	A	L	6-7	* Georgia Tech
5-4	A	L	7-9	* Georgia Tech
5-5	A	L	5-14	* Georgia Tech
5-9	A	L	9-12	* North Carolina ⁽¹⁾
5-9	A	W	8-1	* North Carolina ⁽²⁾
5-10	A	W	7-6	* North Carolina
5-13	N2	L	1-4	+ North Carolina
5-14	N2	L	6-10	+ Georgia Tech
5-21	H	W	12-3	\$ The Citadel
5-22	H	L ⁽¹⁶⁾	1-2	\$ South Alabama
5-23	H	L	5-8	\$ Southern California
* - ACC game; % - South Garden Classic; + - ACC Tournament; \$ - NCAA East Regional; N1 - Kissimmee, FL; N2 - Durham, NC				
1999 (42-27 Overall; 13-10 ACC, 3rd)				
Ranked #13 by Collegiate Baseball				
Ranked #14 by Sports Weekly				
Ranked #17 by Baseball America				
Head Coach: Jack Leggett (6th Season)				
Date	St	W-L	Score	Opponent
2-12	H	W	10-7	Kansas State
2-13	H	W	10-4	Kansas State
2-14	H	W	11-3	Kansas State
2-25	N1	W	13-12	% Washington
2-26	N1	L	3-4	% Creighton
2-26	A	L ⁽¹¹⁾	10-2	% Nevada-Las Vegas
2-27	N1	L	5-7	% Nevada
2-28	N1	W	13-10	% Creighton
3-3	H	L	15-18	The Citadel

5-22	N3	W	8-7	+ Florida State
5-22	N3	L	5-9	+ Wake Forest
5-28	N4	L	5-23	\$ Missouri State
5-29	N4	W	17-3	\$ Delaware
5-29	A	W	12-4	\$ Arkansas
5-30	N4	W	8-7	\$ Missouri State ⁽¹⁾
5-30	N4	W	7-5	\$ Missouri State ⁽²⁾
6-4	A	L	3-20	¶ Texas A&M
6-5	A	W	10-3	¶ Texas A&M
6-6	A	L	4-5	¶ Texas A&M

* - ACC game; % - UNLV/Coors Desert Classic; + - ACC Tournament; \$ - NCAA Fayetteville (AR) Regional; ¶ - NCAA College Station (TX) Super Regional; N1 - Las Vegas, NV; N2 - Fort Mill, SC; N3 - Durham, NC; N4 - Fayetteville, AR

2000 (51-18 Overall; 17-7 ACC, 2nd)

College World Series Participant

Ranked #5 by Sports Weekly

Ranked #6 by Collegiate Baseball

Ranked #7 by Baseball America

Head Coach: Jack Leggett (7th Season)

Date	St	W-L	Score	Opponent
1-28	N1	W	3-1	% Rice
1-29	N1	W	4-0	% Miami (FL)
1-30	N1	L	0-5	% Central Florida
2-18	H	W	5-0	Old Dominion
2-19	H	W	3-1	Old Dominion
2-20	H	W	10-2	Old Dominion
2-25	H	W	5-1	James Madison
2-26	H	W	12-4	James Madison
2-27	H	W	5-3	James Madison
3-1	H	W	4-3	Coastal Carolina
3-3	H	W	8-0	Nevada-Las Vegas
3-4	H	W	5-3	Nevada-Las Vegas
3-5	H	L	3-4	Nevada-Las Vegas
3-8	H	W	10-6	William & Mary
3-10	H	W	9-4	Ohio ⁽¹⁾
3-10	H	W	6-1	Ohio ⁽²⁾
3-11	H	W	16-2	Ohio
3-14	H	W	7-0	East Carolina
3-15	H	L	4-12	East Carolina
3-17	H	W	8-6	* Maryland
3-18	H	W	9-3	* Maryland ⁽¹⁾
3-18	H	W	11-2	* Maryland ⁽²⁾
3-22	H	W	14-2	Charlotte
3-24	H	W	9-3	The Citadel
3-25	H	W	7-5	The Citadel
3-26	H	W	6-3	The Citadel
3-29	A	L	6-10	Georgia
3-31	A	L	0-6	* North Carolina
4-1	A	W	10-2	* North Carolina
4-2	A	L	2-5	* North Carolina
4-4	H	W	11-7	Western Carolina
4-5	H	W	3-2	Furman
4-7	H	L	1-5	* N.C. State
4-8	H	W	9-0	* N.C. State
4-9	H	W	8-4	* N.C. State
4-11	H	W	9-7	Georgia
4-12	H	L	3-6	South Carolina
4-15	H	W ⁽¹⁵⁾	6-5	* Wake Forest ⁽¹⁾
4-15	H	W	5-4	* Wake Forest ⁽²⁾
4-16	H	L	4-6	* Wake Forest
4-18	H	W	17-5	Elon
4-19	A	L ⁽¹²⁾	8-9	South Carolina
4-21	A	W	8-5	* Duke
4-22	A	W	8-5	* Duke
4-23	A	W	12-8	* Duke
4-26	N2	W	13-4	Western Carolina
4-28	A	L	4-7	* Georgia Tech
4-29	A	L	7-9	* Georgia Tech
4-30	A	W	13-12	* Georgia Tech
5-6	H	W	8-7	* Florida State
5-7	H	W	5-4	* Florida State
5-8	H	W	7-4	* Florida State
5-11	A	L	4-6	Liberty
5-13	A	W	9-7	* Virginia ⁽¹⁾
5-13	A	L	0-11	* Virginia ⁽²⁾
5-14	A	W	20-9	* Virginia
5-17	N3	W	9-5	+ Virginia
5-18	N3	W	8-4	+ Florida State
5-19	N3	L	8-9	+ Georgia Tech
5-20	N3	W	12-5	+ Virginia
5-20	N3	L	4-8	+ Georgia Tech
5-26	H	W	4-0	\$ Middle Tennessee
5-27	H	W	9-3	\$ Illinois
5-28	H	W	21-3	\$ Middle Tennessee
6-2	H	W	11-4	¶ Mississippi State
6-3	H	W	9-4	¶ Mississippi State
6-9	N4	W	10-6	! San Jose State

6-11	N4	L	4-10	! Stanford
6-14	N4	L	4-5	! Louisiana-Lafayette

* - ACC game; % - ACC Disney Blast; + - ACC Tournament; \$ - NCAA Clemson (SC) Regional; ¶ - NCAA Clemson (SC) Super Regional; ! - College World Series; N1 - Lake Buena Vista, FL; N2 - Asheville, NC; N3 - Fort Mill, SC; N4 - Omaha, NE

2001 (41-22 Overall; 17-7 ACC, 2nd)

Ranked #13 by Collegiate Baseball

Ranked #14 by Sports Weekly

Ranked #17 by Baseball America

Head Coach: Jack Leggett (8th Season)

Date	St	W-L	Score	Opponent
2-16	H	L	5-10	Richmond
2-17	H	W	14-4	Richmond
2-18	H	W	7-3	Richmond
2-22	A	W	10-6	% Nevada-Las Vegas
2-23	N1	W	9-5	% Oregon State
2-23	A	L	6-14	% Nevada-Las Vegas
2-24	N1	L	9-10	% Oregon State
2-25	N1	W ⁽⁷⁾	13-2	% Oregon State
2-28	H	W	7-4	Furman
3-3	H	L	8-21	South Carolina
3-4	A	W	7-4	South Carolina
3-7	H	W	5-3	College of Charleston
3-10	H	W	5-2	Ohio
3-11	H	W	17-4	Ohio
3-13	H	L ⁽¹⁰⁾	9-12	Georgia Southern
3-14	H	W	9-3	Georgia Southern
3-16	A	W	8-6	* Maryland
3-17	A	W	9-6	* Maryland
3-18	A	W	7-0	* Maryland
3-20	A	W	11-1	Old Dominion
3-21	A	L	8-10	Old Dominion
3-23	A	W ⁽¹²⁾	4-1	* Wake Forest
3-24	A	L	3-12	* Wake Forest
3-25	A	W	9-1	* Wake Forest
3-27	H	W	6-0	Wofford
3-28	A	L	4-8	Georgia
3-30	H	W	24-3	New York Tech
3-31	H	W	13-0	New York Tech ⁽¹⁾
3-31	H	W	14-0	New York Tech ⁽²⁾
4-4	H	L	4-8	Winthrop
4-6	A	L	4-7	* Florida State
4-7	A	L	6-7	* Florida State
4-8	A	L	1-6	* Florida State
4-10	H	L	5-10	Coastal Carolina
4-11	H	W ⁽¹¹⁾	8-7	Coastal Carolina
4-13	H	W	10-2	* Duke
4-14	H	W	10-1	* Duke
4-15	H	W	6-4	* Duke
4-17	H	W	10-4	Georgia
4-18	A	L	3-9	South Carolina
4-20	H	W	3-0	* Georgia Tech
4-21	H	W	5-1	* Georgia Tech
4-22	H	L	3-5	* Georgia Tech
4-24	H	W	8-2	Western Carolina
4-25	H	L	1-2	South Carolina
4-27	H	W	6-3	* North Carolina
4-28	H	W ⁽¹⁰⁾	10-9	* North Carolina
4-29	H	L	0-4	* North Carolina
5-5	A	W	7-6	* N.C. State ⁽¹⁾
5-5	A	L	3-4	* N.C. State ⁽²⁾
5-6	A	W	10-2	* N.C. State
5-9	A	W ⁽¹¹⁾	9-6	Furman
5-12	H	W	8-1	* Virginia ⁽¹⁾
5-12	H	W	17-1	* Virginia ⁽²⁾
5-13	H	W	5-4	* Virginia
5-16	N2	L	3-7	+ Virginia
5-17	N2	W	7-6	+ North Carolina
5-18	N2	L	4-5	+ Florida State
5-25	H	W	4-1	\$ William & Mary
5-26	H	W	24-4	\$ Seton Hall
5-27	H	W	8-2	\$ Seton Hall
6-1	A	L	8-10	¶ Miami (FL)
6-2	A	L	6-14	¶ Miami (FL)

* - ACC game; % - UNLV/Coors Desert Classic; + - ACC Tournament; \$ - NCAA Clemson (SC) Regional; ¶ - NCAA Coral Gables (FL) Super Regional; N1 - Las Vegas, NV; N2 - Fort Mill, SC

2002 (54-17 Overall; 16-8 ACC, 4th)

College World Series Participant

Ranked #3 by Baseball America

Ranked #3 by Collegiate Baseball

Ranked #3 by Sports Weekly

Head Coach: Jack Leggett (9th Season)

Date	St	W-L	Score	Opponent
2-22	H	W	7-4	Auburn



The 2002 Tigers defeated Arkansas twice while facing elimination in the Clemson Super Regional to advance to the College World Series.

2-23	H	W	8-5	Auburn
2-24	H	W	6-5	Auburn
3-1	A	W	14-6	College of Charleston
3-2	A	W	9-7	South Carolina
3-3	H	W ⁽¹⁰⁾	11-10	South Carolina
3-6	H	W	12-1	College of Charleston
3-8	H	W	5-3	Purdue
3-9	H	W	9-6	Purdue
3-10	H	W	4-2	Purdue
3-12	H	W	20-8	Georgia Southern
3-13	H	W	9-2	Georgia Southern
3-15	H	W	13-1	South Alabama
3-16	H	L	4-6	South Alabama
3-17	H	W	11-3	South Alabama
3-19	H	W	23-5	North Carolina-Asheville
3-21	H	W	8-0	Maine
3-22	H	W	13-0	Maine
3-23	H	W	8-3	Maine
3-26	H	W	19-1	Coastal Carolina
3-27	H	W	6-2	Coastal Carolina
3-29	H	W	13-6	* Maryland
3-30	H	W	16-7	* Maryland
3-31	H	W	7-2	* Maryland
4-2	H	W	7-1	East Tennessee State
4-3	H	W	6-4	Winthrop
4-5	H	W	6-4	* N.C. State
4-6	H	L	0-3	* N.C. State
4-7	H	W	10-2	* N.C. State
4-9	A	L	4-5	Georgia
4-10	H	W	6-5	Georgia
4-12	A	W ⁽¹⁰⁾	11-7	* North Carolina
4-13	A	W	4-2	* North Carolina
4-14	A	L	5-12	* North Carolina
4-16	H	W	13-9	Western Carolina
4-17	H	L	6-8	South Carolina
4-19	A	W	5-3	* Duke
4-20	A	W	4-1	* Duke
4-21	A	W	2-1	* Duke
4-23	H	W	18-7	Furman
4-24	A	W	4-1	South Carolina
4-26	H	L	2-4	* Wake Forest
4-27	H	W	5-3	* Wake Forest
4-28	H	W	4-0	* Wake Forest
5-4	A	W	12-9	* Georgia Tech
5-5	A	L	6-15	* Georgia Tech
5-6	A	L	0-11	* Georgia Tech
5-8	H	W	9-2	Wofford
5-9	H	L	6-8	Elon
5-11	A	W	15-4	* Virginia
5-12	A	W	15-2	* Virginia
5-13	A	W	5-3	* Virginia
5-15	A	W	12-4	Western Carolina
5-17	H	L	3-9	* Florida State
5-18	H	L	3-12	* Florida State
5-19	H	L	3-9	* Florida State
5-22	N1	W	10-0	+ Georgia Tech
5-23	N1	L	4-9	+ Florida State
5-24	N1	W	5-3	+ N.C. State

5-25	N1	W	8-6	+ Wake Forest
5-25	N1	L	1-4	+ Florida State
5-31	H	W	15-1	\$ Georgia Southern
6-1	H	W	4-2	\$ East Carolina
6-2	H	W	21-1	\$ East Carolina
6-7	H	L	6-9	¶ Arkansas
6-8	H	W	8-7	¶ Arkansas
6-9	H	W	7-4	¶ Arkansas
6-14	N2	W	11-10	! Nebraska
6-16	N2	W	9-7	! Georgia Tech
6-19	N2	L	4-12	! South Carolina
6-21	N2	L	2-10	! South Carolina

* - ACC game; + - ACC Tournament; \$ - NCAA Clemson (SC) Regional; ¶ - NCAA Clemson (SC) Super Regional; ! - College World Series; N1 - Saint Petersburg, FL; N2 - Omaha, NE

2003 (39-22 Overall; 15-9 ACC, T-3rd)

Head Coach: Jack Leggett (10th Season)

Date	St	W-L	Score	Opponent
2-22	A	L	1-8	Auburn ⁽¹⁾
2-22	A	W	11-8	Auburn ⁽²⁾
2-23	A	L	3-7	Auburn
2-26	H	W ⁽⁸⁾	5-0	Charleston Southern
3-1	H	W	8-0	South Carolina
3-2	A	L	4-6	South Carolina
3-4	H	W	5-4	Winthrop
3-5	H	W	6-2	College of Charleston
3-6	H	W	6-2	^ Chukyo
3-7	H	W	2-0	Old Dominion
3-8	H	W	5-1	Old Dominion
3-9	H	W	18-2	Old Dominion
3-11	H	W	7-5	Tennessee Tech
3-12	H	W	8-0	Tennessee Tech
3-16	N1	W	11-1	Georgia Southern
3-17	N1	W	8-0	Georgia Southern
3-18	A	W	7-6	College of Charleston
3-20	H	W	8-6	Maine
3-21	H	W	7-6	Maine
3-22	H	W	11-7	Maine
3-24	H	W	21-7	Wofford
3-25	A	L	5-9	Western Carolina
3-26	H	W	7-3	Georgia
3-28	A2	L ⁽¹¹⁾	2-3	* N.C. State
3-29	A2	L	2-12	* N.C. State ⁽¹⁾
3-29	A2	W	12-10	* N.C. State ⁽²⁾
4-1	H	W	5-3	Western Carolina
4-2	A	W	4-2	South Carolina
4-4	H	W	9-4	* Virginia
4-5	H	L	1-4	* Virginia
4-6	H	W	9-2	* Virginia
4-9	H	W	4-2	South Carolina
4-11	A	W	8-4	* Florida State
4-12	A	L	2-7	* Florida State
4-13	A	L	1-8	* Florida State
4-15	H	L	1-5	Coastal Carolina
4-16	H	W	7-3	Coastal Carolina
4-19	A	L	6-9	* Maryland ⁽¹⁾

4-19	A	L	4-8	* Maryland ⁽²⁾
4-20	A	W	20-5	* Maryland
4-22	A	L	3-9	Georgia
4-23	H	W ⁽¹²⁾	6-3	East Tennessee State
4-25	H	W ⁽¹⁰⁾	9-7	* Georgia Tech
4-26	H	W	10-5	* Georgia Tech
4-27	H	W	11-3	* Georgia Tech
5-4	H	W	7-6	* Duke
5-5	H	L	6-7	* Duke
5-6	H	W	13-2	* Duke
5-7	H	L	2-11	Elon
5-8	A	L	8-10	Furman
5-10	H	L	4-9	* North Carolina
5-11	H	W ⁽¹⁰⁾	5-4	* North Carolina
5-12	H	W	5-2	* North Carolina
5-13	H	L	9-12	Furman
5-15	A	W	6-2	* Wake Forest
5-16	A	W	14-3	* Wake Forest
5-17	A	W	4-3	* Wake Forest
5-22	N3	L	2-10	+ North Carolina
5-23	N3	L	4-7	+ Duke
5-30	N4	L	8-10	\$ Ohio State
5-31	N4	W ⁽¹⁰⁾	7-6	\$ Princeton
5-31	A	L	0-15	\$ Auburn

* - ACC game; ^ - exhibition game (not counted in record); + - ACC Tournament; \$ - NCAA Auburn (AL) Regional; N1 - Charleston, SC; A2 - Kinston, NC; N3 - Salem, VA; N4 - Auburn, AL

2004 (39-26 Overall; 14-10 ACC, T-4th)

Head Coach: Jack Leggett (11th Season)

Date	St	W-L	Score	Opponent
2-24	H	L	4-5	Charlotte
2-28	N1	W	4-0	% Georgia Southern
2-28	A	L ⁽¹¹⁾	2-3	% East Carolina
2-29	N1	W	9-0	% Georgia Southern
2-29	A	L	4-6	% East Carolina
3-3	H	W	8-5	Gardner-Webb
3-5	A	W	15-4	College of Charleston
3-6	A	L	2-5	South Carolina
3-7	H	L ⁽¹⁰⁾	7-8	South Carolina
3-10	A	W	6-0	Wofford
3-12	H	W	14-9	Auburn
3-13	H	L	4-5	Auburn
3-14	H	L	6-9	Auburn
3-16	H	W	9-4	Coastal Carolina
3-19	A	W	7-3	Texas Tech
3-20	A	L	10-13	Texas Tech
3-21	A	L	3-5	Texas Tech
3-23	H	W	10-6	Elon
3-24	H	L	1-7	Elon
3-26	H	W	13-6	* Wake Forest
3-27	H	W	7-4	* Wake Forest
3-28	H	W	6-5	* Wake Forest
3-30	A	W	6-2	Georgia
3-31	H	W	19-4	Georgia
4-2	H	W	3-2	* Maryland
4-3	H	W	9-2	* Maryland
4-4	H	W	8-2	* Maryland
4-7	H	W	9-4	South Carolina
4-9	A	L	1-5	* Virginia
4-10	A	L	3-4	* Virginia ⁽¹⁾
4-10	A	L	1-3	* Virginia ⁽²⁾
4-13	H	W	9-5	Winthrop
4-14	A	W	13-5	South Carolina
4-16	A	W	2-1	* North Carolina
4-17	A	L	0-4	* North Carolina
4-18	A	W ⁽¹⁰⁾	4-2	* North Carolina
4-20	H	W	13-4	The Citadel
4-21	H	W	8-7	Western Carolina
4-23	H	W	2-1	* N.C. State
4-24	H	W	4-3	* N.C. State
4-25	H	W	9-6	* N.C. State
5-1	H	L	6-11	* Florida State
5-2	H	L	1-10	* Florida State
5-3	H	W	18-9	* Florida State
5-5	H	W	3-2	Charleston Southern
5-7	H	W	8-5	Central Florida
5-8	H	L	4-7	Central Florida
5-9	H	L	2-3	Central Florida
5-11	H	W	16-5	Furman
5-12	H	W	19-8	College of Charleston
5-14	A	L	3-8	* Georgia Tech
5-15	A	L	3-11	* Georgia Tech
5-16	A	L	4-8	* Georgia Tech
5-20	A	W	10-1	* Duke
5-21	A	L	1-2	* Duke
5-22	A	W	9-6	* Duke
5-26	N2	W	7-6	+ North Carolina
5-27	N2	L ⁽¹³⁾	7-11	+ Georgia Tech

Tyler Colvin's walkoff grand slam gave Clemson an 11-8 win over Oral Roberts in the Clemson Super Regional on June 9, 2006.



5-28	N2	W	12-1	+ N.C. State
5-28	N2	L	5-6	+ North Carolina
6-4	N3	W	10-6	\$ Birmingham-Southern
6-5	A	L	3-6	\$ Georgia
6-5	N3	W	5-4	\$ Birmingham-Southern
6-6	A	W	10-9	\$ Georgia ⁽¹⁾
6-6	A	L ⁽¹⁰⁾	6-7	\$ Georgia ⁽²⁾

* - ACC game; % - Keith LeClair Invitational; + - ACC Tournament; \$ - NCAA Athens (GA) Regional; N1 - Greenville, NC; N2 - Salem, VA; N3 - Athens, GA

2005 (43-23 Overall; 21-9 ACC, 2nd)

Ranked #13 by Collegiate Baseball

Ranked #14 by Baseball America

Ranked #16 by Sports Weekly

Head Coach: Jack Leggett (12th Season)

Date	St	W-L	Score	Opponent
2-18	N1	W	7-2	% West Virginia
2-19	A1	L	2-3	% Coastal Carolina
2-20	N1	L	0-10	% East Carolina
2-25	H	W	3-2	California-Irvine
2-26	H	W	5-4	California-Irvine
2-27	H	W	10-2	California-Irvine
3-4	A	L	5-6	Auburn
3-5	A	L	4-8	Auburn
3-6	A	W	14-3	Auburn
3-9	H	L	2-8	Winthrop
3-12	H	L	3-6	South Carolina
3-13	A	L	5-6	South Carolina
3-16	H	W	11-1	Furman
3-18	H	L	1-2	* North Carolina
3-19	H	W	9-1	* North Carolina
3-20	H	W	7-3	* North Carolina
3-22	A	W	1-0	Old Dominion
3-23	A	L	2-3	Old Dominion
3-25	A	W	14-3	* Maryland
3-26	A	W ⁽¹³⁾	6-4	* Maryland ⁽¹⁾
3-26	A	W	12-0	* Maryland ⁽²⁾
3-29	H	W	14-5	Coastal Carolina
3-30	H	W	8-1	Coastal Carolina
4-2	A	L	1-3	* Florida State
4-3	A	L	4-5	* Florida State ⁽¹⁾
4-3	A	W	7-3	* Florida State ⁽²⁾
4-5	A	L	10-11	Georgia
4-6	H	L	1-4	Georgia
4-8	H	W	9-3	* Duke
4-9	H	W	11-6	* Duke
4-10	H	W	16-6	* Duke
4-12	A	W	7-4	Western Carolina
4-13	H	W	12-2	South Carolina
4-15	H	W	13-4	* Virginia
4-16	H	W	3-2	* Virginia
4-17	H	L	2-9	* Virginia
4-19	H	W	10-1	Western Carolina
4-20	A	W	7-5	South Carolina
4-22	A	L	3-8	* N.C. State
4-23	A	W	16-9	* N.C. State
4-24	A	L	8-9	* N.C. State
4-26	H	W	9-6	Elon
4-27	H	W	7-1	Wofford
4-29	H	L	14-18	* Georgia Tech

4-30	H	W	6-5	* Georgia Tech
5-1	H	L	4-6	* Georgia Tech
5-8	A	L	7-11	* Virginia Tech
5-9	A	W	7-0	* Virginia Tech
5-10	A	W	6-2	* Virginia Tech
5-13	A	W	4-1	* Wake Forest
5-14	A	W ⁽¹¹⁾	17-14	* Wake Forest
5-15	A	W	6-5	* Wake Forest
5-17	H	W	8-5	College of Charleston
5-19	H	W	15-5	* Miami (FL)
5-20	H	W	9-2	* Miami (FL)
5-21	H	W	6-2	* Miami (FL)
5-25	N2	L	1-8	+ Virginia
5-26	N2	W	9-1	+ Miami (FL)
5-27	N2	W	5-4	+ N.C. State
5-28	N2	L	4-5	+ Virginia
6-3	H	W	12-2	\$ North Carolina A&T
6-4	H	W	6-0	\$ College of Charleston
6-5	H	W	8-3	\$ Oral Roberts
6-11	A	W	4-2	! Baylor
6-12	A	L	1-7	! Baylor
6-13	A	L	1-6	! Baylor

* - ACC game; % - Baseball at The Beach; + - ACC Tournament; \$ - NCAA Clemson (SC) Regional; ! - NCAA Waco (TX) Super Regional; N1, A1 - Myrtle Beach, SC; N2 - Jacksonville, FL

2006 (53-16 Overall; 24-6 ACC, 1st (Atlantic))

ACC Champion

College World Series Participant

Ranked #5 by Baseball America

Ranked #5 by Collegiate Baseball

Ranked #5 by Sports Weekly

Head Coach: Jack Leggett (13th Season)

Date	St	W-L	Score	Opponent
2-17	H	W	8-1	James Madison ⁽¹⁾
2-17	H	W	3-0	James Madison ⁽²⁾
2-19	H	W	6-1	James Madison
2-24	H	W	5-1	Mercer
2-26	H	L	2-3	Mercer ⁽¹⁾
2-26	H	W	9-4	Mercer ⁽²⁾
3-3	A	W	6-0	College of Charleston
3-4	A	L	2-6	South Carolina
3-5	H	W	6-4	South Carolina
3-8	H	W	10-5	William & Mary
3-10	H	W	7-2	Kansas
3-11	H	L	5-6	Kansas
3-12	H	W	4-3	Kansas
3-15	H	W	10-5	Gardner-Webb
3-17	A	L	1-2	* Virginia
3-18	A	L	2-10	* Virginia
3-19	A	L	4-7	* Virginia
3-21	H	W	5-3	Elon
3-22	H	W	7-4	Elon
3-24	H	W	9-5	* N.C. State
3-25	H	W	4-2	* N.C. State
3-26	H	W	6-2	* N.C. State
3-28	A	L ⁽¹⁰⁾	11-12	Georgia
3-29	H	W	10-7	Georgia
3-31	A	W	8-6	* Miami (FL)
4-1	A	W	6-2	* Miami (FL)

4-2	A	W	14-1	* Miami (FL)
4-4	H	L	6-8	Western Carolina
4-5	A	W	3-2	South Carolina
4-7	H	W	3-1	* Maryland
4-8	H	W ⁽¹¹⁾	3-2	* Maryland
4-9	H	W	15-7	* Maryland
4-11	A	W	8-3	Western Carolina
4-12	H	W	10-5	South Carolina
4-14	A	W	7-6	* Georgia Tech
4-15	A	L	3-12	* Georgia Tech
4-16	A	L	4-22	* Georgia Tech
4-18	H	L	3-6	Winthrop
4-19	H	L	4-5	Furman
4-21	A	W	6-3	* Boston College
4-22	A	L	2-3	* Boston College ⁽¹⁾
4-22	A	W	4-1	* Boston College ⁽²⁾
4-26	H	W	10-1	Wofford
4-28	H	W	11-2	* Virginia Tech
4-29	H	W	11-4	* Virginia Tech
4-30	H	W	7-3	* Virginia Tech
5-8	A	W	7-4	* Duke ⁽¹⁾
5-8	A	W	14-0	* Duke ⁽²⁾
5-9	A	W	8-2	* Duke
5-12	H	W	9-1	* Florida State
5-13	H	W ⁽¹⁰⁾	4-3	* Florida State
5-14	H	W	11-2	* Florida State
5-16	H	W	1-0	College of Charleston
5-18	H	W	26-1	* Wake Forest
5-19	H	W	6-0	* Wake Forest
5-20	H	W	7-3	* Wake Forest
5-24	N1	W ⁽⁷⁾	13-1	+ Wake Forest
5-25	N1	W	3-2	+ Georgia Tech
5-27	N1	L ⁽¹⁰⁾	7-8	+ Georgia Tech ⁽¹⁾
5-27	N1	W	16-11	+ Georgia Tech ⁽²⁾
5-28	N1	W	8-4	+ N.C. State
6-2	H	W	3-0	* North Carolina-Asheville
6-3	H	W	13-3	\$ Elon
6-4	H	W	8-6	\$ Mississippi State
6-9	H	W	11-8	! Oral Roberts
6-10	H	W	6-5	! Oral Roberts
6-16	N2	W	8-4	! Georgia Tech
6-18	N2	L	0-2	! North Carolina
6-20	N2	L	6-7	! Cal State Fullerton

* - ACC game; + - ACC Tournament; \$ - NCAA Clemson (SC) Regional; ! - NCAA Clemson (SC) Super Regional; ! - College World Series; N1 - Jacksonville, FL; N2 - Omaha, NE

2007 (41-23 Overall; 18-12 ACC, 2nd (Atlantic))

Ranked #12 by Collegiate Baseball

Ranked #13 by Sports Weekly

Ranked #15 by Baseball America

Head Coach: Jack Leggett (14th Season)

Date	St	W-L	Score	Opponent
2-16	H	W	14-0	George Mason
2-17	H	L	1-5	George Mason
2-18	H	W	5-4	George Mason
2-21	H	W ⁽⁶⁾	11-3	High Point
2-23	H	W	8-3	Pacific
2-24	H	W ⁽¹¹⁾	4-3	Pacific ⁽¹⁾
2-24	H	W	5-4	Pacific ⁽²⁾



2-28	H	W	6-4	Winthrop
3-3	H	L	0-12	South Carolina
3-4	A	L	2-3	South Carolina
3-7	H	W	4-0	Coastal Carolina
3-9	H	L ⁽¹⁰⁾	4-6	Memphis
3-10	H	W	8-2	Memphis
3-11	H	W	7-2	Memphis
3-14	H	W	3-0	Georgia Southern
3-16	H	W	6-4	*Duke
3-17	H	W	7-2	*Duke
3-18	H	W	9-6	*Duke
3-20	A	L	3-6	Western Carolina
3-23	A	L	3-4	*Maryland
3-24	A	L	1-4	*Maryland
3-25	A	W	5-0	*Maryland
3-27	H	W	14-2	Gardner-Webb
3-28	H	W	15-6	Western Carolina
3-30	H	L	3-10	*Miami (FL)
3-31	H	W	4-1	*Miami (FL)
4-1	H	L	6-7	*Miami (FL)
4-3	A	W	4-2	Georgia
4-4	H	W	11-10	Georgia
4-6	A	W	6-3	*Virginia Tech
4-7	A	W	8-5	*Virginia Tech
4-8	A	W ⁽¹⁰⁾	5-2	*Virginia Tech
4-13	A	W	6-2	*Wake Forest
4-14	A	L	5-6	*Wake Forest
4-15	A	W	5-4	*Wake Forest
4-18	A	L	2-4	South Carolina
4-20	H	L	3-5	*Virginia
4-21	H	L	0-3	*Virginia
4-22	H	W	2-1	*Virginia
4-24	H	L	12-13	Elon
4-25	H	W	14-5	South Carolina
4-27	H	W ⁽¹¹⁾	3-2	*Georgia Tech
4-28	H	W	10-3	*Georgia Tech
4-29	H	L	3-6	*Georgia Tech
5-5	H	W	4-3	*Boston College
5-6	H	L	6-8	*Boston College ⁽¹⁾
5-6	H	W	7-6	*Boston College ⁽²⁾
5-8	N1	W	12-3	Wofford
5-9	H	L	3-6	Furman
5-11	A	L	1-11	*Florida State
5-12	A	W	7-6	*Florida State
5-13	A	W	11-6	*Florida State
5-15	H	W	19-7	College of Charleston
5-17	A	L	4-11	*N.C. State
5-18	A	L	5-6	*N.C. State
5-19	A	W	6-3	*N.C. State
5-23	N2	W ⁽¹³⁾	5-4	+ Miami (FL)
5-25	N2	L	2-3	+ Wake Forest
5-26	N2	W	5-1	+ Florida State
6-1	N3	W	3-2	\$ Saint John's
6-3	A	W	11-8	\$ Coastal Carolina
6-4	A	W	15-3	\$ Coastal Carolina
6-8	A	L	6-8	! Mississippi State
6-9	A	L	5-8	! Mississippi State

* - ACC game; + - ACC Tournament; \$ - NCAA Myrtle Beach (SC) Regional; ! - NCAA Starkville (MS) Super Regional; N1 - Greenville, SC (Fluor Field); N2 - Jacksonville, FL; N3 - Myrtle Beach, SC

2008 (31-27-1 Overall; 11-18-1 ACC, 4th (Atlantic))
Head Coach: Jack Leggett (15th Season)

Date	St	W-L	Score	Opponent
2-23	H	W	12-5	Mercer ⁽¹⁾
2-23	H	W	6-5	Mercer ⁽²⁾
2-24	H	W	10-3	Mercer
2-27	H	W	12-3	High Point
2-29	A	W	7-6	College of Charleston
3-1	A	L	1-10	South Carolina
3-2	H	L	1-5	South Carolina

3-5	H	W	9-7	Wofford
3-8	A	L	11-13	*Wake Forest
3-9	A	L	3-5	*Wake Forest ⁽¹⁾
3-9	A	W	12-11	*Wake Forest ⁽²⁾
3-11	H	W	11-10	North Carolina-Greensboro
3-12	H	W	6-5	North Carolina-Greensboro
3-14	H	L	4-6	*Boston College
3-15	H	L	6-7	*Boston College
3-16	H	W	16-2	*Boston College
3-18	H	W	9-6	Coastal Carolina
3-20	H	W	14-2	Furman
3-21	H	L	4-5	*N.C. State
3-22	H	W	3-2	*N.C. State
3-23	H	W	2-0	*N.C. State
3-25	H	W	5-4	Elon
3-26	H	W	2-1	Elon
3-28	A	W	2-1	*Maryland
3-29	A	L	3-5	*Maryland
3-30	A	W	6-2	*Maryland
4-1	A	L	3-11	Georgia
4-2	H	L	4-6	Georgia
4-4	A	L	4-6	*Miami (FL)
4-5	A	L	5-15	*Miami (FL)
4-6	A	L	6-7	*Miami (FL)
4-9	A	L	1-7	South Carolina
4-11	H	L	2-8	*North Carolina
4-12	H	L	3-4	*North Carolina
4-13	H	L	4-8	*North Carolina
4-15	H	L	2-6	Western Carolina
4-16	H	L	0-6	South Carolina
4-18	A	W	7-4	*Duke
4-19	A	L	1-10	*Duke
4-20	A	T ⁽¹⁰⁾	6-6	*Duke
4-22	A	W	6-0	Western Carolina
4-23	N1	W	12-7	Presbyterian College
4-25	H	W	13-5	*Virginia Tech
4-26	H	W	8-7	*Virginia Tech
4-27	H	W	10-2	*Virginia Tech
5-3	H	L ⁽¹⁰⁾	8-9	*Florida State
5-4	H	L	4-13	*Florida State
5-5	H	L	2-4	*Florida State
5-7	N1	W	11-5	Furman
5-9	A	L	1-5	*Georgia Tech
5-10	A	L	1-7	*Georgia Tech
5-11	A	W	16-6	*Georgia Tech
5-13	H	W	12-6	College of Charleston
5-15	A	W	9-1	Central Florida
5-16	A	W	7-3	Central Florida
5-17	A	W	8-5	Central Florida
5-21	N2	L	1-7	+ Miami (FL)
5-22	N2	L ⁽⁷⁾	0-10	+ N.C. State
5-24	N2	W	10-4	+ Georgia Tech

* - ACC game; + - ACC Tournament; N1 - Greenville, SC (Fluor Field); N2 - Jacksonville, FL

2009 (44-22 Overall; 19-11 ACC, 2nd (Atlantic))
Ranked #14 by Sports Weekly
Ranked #15 by Collegiate Baseball
Ranked #16 by Baseball America
Head Coach: Jack Leggett (16th Season)

Date	St	W-L	Score	Opponent
2-20	H	W	8-3	Charlotte
2-21	H	W	4-0	Charlotte
2-22	H	W ⁽¹⁰⁾	6-5	Charlotte
2-25	H	W	8-2	Wofford
2-28	H	L	1-3	South Carolina
3-3	H	L ⁽¹⁴⁾	2-4	Furman
3-4	H	W	17-2	North Carolina-Asheville
3-6	A	W ⁽¹⁰⁾	5-4	*North Carolina
3-7	A	L	2-5	*North Carolina
3-8	A	L	8-9	*North Carolina
3-10	H	W	15-2	Michigan State

3-11	N1	W	6-1	Michigan State
3-13	H	W	4-1	*Wake Forest ⁽¹⁾
3-13	H	W	6-1	*Wake Forest ⁽²⁾
3-15	H	W	7-3	*Wake Forest
3-17	H	W	8-0	Presbyterian College
3-18	H	W	14-0	# South Carolina-Upstate
3-20	A	L	2-5	*Florida State
3-21	A	W ⁽¹¹⁾	8-7	*Florida State
3-22	A	L	4-7	*Florida State
3-24	H	W	5-3	Elon ⁽¹⁾
3-24	H	W	8-7	Elon ⁽²⁾
3-27	A	L	1-13	*Boston College
3-28	A	W	7-6	*Boston College ⁽¹⁾
3-28	A	W	5-3	*Boston College ⁽²⁾
3-31	A	L	5-6	Georgia
4-1	H	L	2-4	Georgia
4-3	H	W	7-3	*Duke
4-4	H	L	7-10	*Duke
4-5	H	W	10-1	*Duke
4-7	A	L	7-7	South Carolina
4-8	H	W	6-5	South Carolina
4-11	H	L	8-12	*Miami (FL) ⁽¹⁾
4-11	H	W	9-1	*Miami (FL) ⁽²⁾
4-12	H	W	9-6	*Miami (FL)
4-14	A	W	11-1	Western Carolina
4-15	H	W	13-2	Western Carolina
4-17	A	L	2-5	*Virginia Tech
4-18	A	L	3-7	*Virginia Tech
4-19	A	W	8-1	*Virginia Tech
4-21	H	W	5-3	Coastal Carolina
4-22	A	W	12-2	South Carolina
4-24	H	L	4-5	*Georgia Tech
4-25	H	W	8-5	*Georgia Tech
4-26	H	W	6-3	*Georgia Tech
5-2	H	W	11-2	*Maryland
5-3	H	W	7-4	*Maryland ⁽¹⁾
5-3	H	L	6-8	*Maryland ⁽²⁾
5-8	H	W	13-2	North Carolina-Wilmington
5-9	H	W	11-3	North Carolina-Wilmington
5-10	H	L	3-4	North Carolina-Wilmington
5-11	N1	W	8-5	Furman
5-12	H	W	5-2	College of Charleston
5-14	A	W	13-8	*N.C. State
5-15	A	W	11-5	*N.C. State
5-16	A	W	5-4	*N.C. State
5-21	N2	L	5-6	+ Virginia
5-22	N2	L	4-10	+ Duke
5-23	N2	W ⁽¹¹⁾	4-3	+ North Carolina
5-29	H	W	5-4	\$ Tennessee Tech
5-30	H	L	2-3	\$ Oklahoma State
5-31	H	W	10-0	\$ Tennessee Tech
5-31	H	W	15-1	\$ Oklahoma State
6-1	H	W	6-5	\$ Oklahoma State
6-6	A	L	4-7	! Arizona State
6-7	A	L	2-8	! Arizona State

* - ACC game; # - no-hit game; + - ACC Tournament; \$ - NCAA Clemson (SC) Regional; ! - NCAA Tempe (AZ) Super Regional; N1 - Greenville, SC (Fluor Field); N2 - Durham, NC

2010 (45-25 Overall; 18-12 ACC, T-1st (Atlantic))
College World Series Participant
Ranked #4 by Collegiate Baseball
Ranked #4 by Sports Weekly
Ranked #10 by Baseball America
Head Coach: Jack Leggett (17th Season)

Date	St	W-L	Score	Opponent
2-19	H	W	11-0	Miami (OH)
2-20	N1	W	10-2	Michigan State
2-21	H	W	8-5	Furman
2-26	H	W	4-3	Wright State
2-27	H	W	8-6	Wright State

2-28	H	W	12-6	Wright State
3-3	H	W ⁽¹⁰⁾	6-5	Dayton
3-5	H	W	4-3	South Carolina
3-6	N1	L	5-7	South Carolina
3-7	A	W	19-6	South Carolina
3-11	H	W	13-2	Gardner-Webb
3-13	H	W	12-7	*N.C. State ⁽¹⁾
3-13	H	W	12-6	*N.C. State ⁽²⁾
3-14	H	W	7-6	*N.C. State
3-16	A	L	10-11	Charlotte
3-17	H	W	22-6	Georgia Southern
3-19	H	W	3-0	*Virginia Tech
3-20	H	W	5-2	*Virginia Tech ⁽¹⁾
3-20	H	W	13-8	*Virginia Tech ⁽²⁾
3-23	H	L	10-15	Elon
3-24	H	L ⁽¹⁰⁾	3-4	Elon
3-26	A	L	3-4	*Virginia
3-27	A	W	8-5	*Virginia ⁽¹⁾
3-27	A	L	1-3	*Virginia ⁽²⁾
3-31	H	L ⁽¹¹⁾	3-4	Coastal Carolina
4-2	H	W	15-2	*Boston College
4-3	H	L	5-11	*Boston College
4-4	H	W	14-9	*Boston College
4-6	A	W	15-5	Georgia
4-7	H	W	14-6	Georgia
4-9	A	L	9-10	*Duke
4-10	A	W ⁽¹¹⁾	11-5	*Duke
4-11	A	L	2-7	*Duke
4-14	H	L	5-7	Western Carolina
4-16	A	L ⁽¹⁰⁾	6-8	*Georgia Tech
4-17	A	L	3-4	*Georgia Tech
4-18	A	L	3-11	*Georgia Tech
4-21	H	W	22-4	South Carolina-Upstate
4-23	H	L	3-5	*North Carolina
4-24	H	W	10-6	*North Carolina
4-25	H	L	3-4	*North Carolina
5-1	H	L	2-4	Florida Gulf Coast
5-2	H	W	9-3	Florida Gulf Coast ⁽¹⁾
5-2	H	W	7-6	Florida Gulf Coast ⁽²⁾
5-4	H	W	14-2	Florida Gulf Coast
5-7	A	W	18-6	*Maryland
5-8	A	W	12-8	*Maryland
5-9	A	W	7-5	*Maryland
5-11	N1	W	12-1	Furman
5-14	A	L	5-9	*Wake Forest
5-15	A	W	17-5	*Wake Forest
5-16	A	L	2-11	*Wake Forest
5-18	H	W	8-2	Presbyterian College
5-20	H	W	9-8	*Florida State
5-21	H	W	8-4	*Florida State
5-22	H	W	8-3	*Florida State
5-26	N2	L	8-13	+ N.C. State
5-28	N2	L	8-9	+ Virginia Tech
5-29	N2	W	9-3	+ Georgia Tech
6-4	N3	W	10-1	\$ Southern Mississippi
6-5	A	W	5-2	\$ Auburn
6-6	A	L	10-11	\$ Auburn
6-7	A	W	13-7	\$ Auburn
6-12	H	L	4-5	! Alabama
6-13	H	W	19-5	! Alabama
6-14	H	W	8-6	! Alabama
6-21	N4	W	6-3	! Arizona State
6-22	N4	W	6-4	! Oklahoma
6-25	N4	L	1-5	! South Carolina
6-26	N4	L	3-4	! South Carolina

* - ACC game; + - ACC Tournament; \$ - NCAA Auburn (AL) Regional; ! - NCAA Clemson (SC) Super Regional; ! - College World Series; N1 - Greenville, SC (Fluor Field); N2 - Greensboro, NC; N3 - Auburn, AL; N4 - Omaha, NE

Note: Clemson home games in bold.



The 2010 Tigers captured the ACC Atlantic Division title by sweeping Florida State in three games in May.

3 Home Runs

Clemson - It had been two years since a Tiger had hit three home runs in one game, but **John Hinson** pulled the trick against South Carolina-Upstate at Doug Kingsmore Stadium on April 21, 2010 in a game the Tigers won 22-4. He went 5-for-6 with three home runs and seven RBIs. He hit a solo homer in the second inning, a three-run homer in the third inning, and another three-run homer in the sixth inning.

Opponent - Georgia Tech first-baseman **Luke Murton** hit three home runs and drove in seven runs against the Tigers in the ACC Tournament at Jacksonville, FL in the second game of a doubleheader on May 27, 2006. Batting in the sixth spot in the lineup, he led off the seventh inning with a solo homer. In the eighth inning, he hit a two-run homer, then he hit a grand slam in the ninth inning. Therefore, **Murton** hit three homers in three straight innings. Clemson was victorious, however, by a score of 16-11.

4 Hits By 3 Players

Clemson - This last occurred at Maryland on April 20, 2003, exactly 18 years to the day that it happened last by a Tiger trio. **Herman Demmink** hit four singles, **Kyle Frank** was a 5-for-5 with four runs and four RBIs, and **David Slevin** was 4-for-6 with five RBIs in Clemson's 20-5 win. **Frank** also became just the third Tiger in history to hit two home runs in the same inning when he did so in the second inning.

Opponent - Georgia Tech accomplished this feat for the first time by a Tiger opponent in 13 years on April 18, 2010 in Atlanta. Three Yellow Jackets had at least four hits in the 11-3 win over Clemson. **Jeff Rowland** had four hits, three RBIs, and three runs, **Tony Plagman** had four hits, two RBIs, and two runs, and **Jacob Esch** had four hits, one RBI, and two runs.

5 Hits

Clemson - **Brad Miller** went 5-for-5 with a double, homer, three RBIs, and four runs in Clemson's 9-8 win over Florida State at Doug Kingsmore Stadium on May 20, 2010.

Opponent - Cal State Fullerton's **David Cooper** went 5-for-5 with a homer and four RBIs against the Tigers in the College World Series at Omaha, NE on June 20, 2006. His run-scoring single with two outs in the eighth inning was the difference in the Titans' 7-6 win.

5 Hits By 2 Players

Clemson - **Brooks Shumake** hit a homer and four singles and **Jimmy Key** added two doubles and three singles against Georgia Southern at Statesboro, GA on May 13, 1982 in a game Clemson won 25-5.

Opponent - South Carolina leftfielder **Derick Urquhart** had five hits, including three doubles, and catcher **Ryan Bordenick** had six hits, including two doubles and a home run, as the Gamecocks defeated Clemson 38-16 in Columbia on April 23, 1997. It was the first time since 1980 that two opposing players accomplished this feat.

Back-to-Back Home Runs

Clemson - **John Hinson** and **Richie Shaffer** hit back-to-back homers against Alabama at Doug Kingsmore Stadium on June 13, 2010. In the third inning, **Hinson** hit a one-out, solo homer. **Shaffer** followed with a solo homer in Clemson's 19-5 win.

Opponent - **Cole Leonida** and **Matt Skole** of Georgia Tech hit back-to-back solo homers to lead off the second inning in the Yellow Jackets' 8-6 win at Russ Chandler Stadium in Atlanta on April 16, 2010.

Cycle

Clemson - **Gary Burnham** performed the elusive feat at Texas-Arlington on February 18, 1995. **Burnham** had a double in the first inning, a triple in the third, walked in the fifth, struck out in the sixth, hit a three-run homer in the seventh, and completed the cycle with a single in the ninth inning. He added four RBIs and scored four runs.

Opponent - **Chris Pittaro** of North Carolina in Chapel Hill on March 21, 1981 had a double in the first, a single in the second, a home run in the third, and a triple in the sixth, along with two RBIs. North Carolina defeated the Tigers by a score of 10-7.

Grand Slam

Clemson - **Brad Miller** hit a grand slam with two outs in the sixth inning to help Clemson defeat Alabama 19-5 at Doug Kingsmore Stadium on June 13, 2010.

Opponent - **Tyler Kirkpatrick** of Western Carolina hit a grand slam at Doug Kingsmore Stadium on April 14, 2010. The grand slam came with no outs in the seventh inning in a game Western Carolina won 7-5.

No-Hitter

Clemson - Five Tigers combined to pitch Clemson's first no-hitter in 25 years in the Tigers' 14-0 win over South Carolina-Upstate at Doug Kingsmore Stadium on March 18, 2009. **Justin Sarratt**, **Scott Weismann**, **Kyle Deese**, **Tomas Cruz**, and **Matt Vaughn** combined to allow just two baserunners and faced one batter over the minimum.

Opponent - Auburn's **Dana Becton** and **Ken Deriso** combined to no-hit Clemson for the first time in almost 16 years when they held the Tigers hitless on March 11, 1979 at Auburn, AL. **Becton** went the first six innings and struck out seven batters, while **Deriso** hurled the last three innings and struck out four batters. Clemson lost the game by a score of 10-1, as the Tigers scored a run on two errors and a passed ball.

Shutout

Clemson - **Graham Stoneburner** pitched a shutout when he blanked N.C. State at Doug Kingsmore Stadium on March 23, 2008. He allowed two hits and one walk with seven strikeouts in the Tigers' 2-0 win. He allowed just one runner past first base and none past second base.

Opponent - **Clayton Shunick** of N.C. State went the distance against Clemson in the ACC Tournament at The Baseball Grounds of Jacksonville (FL) on May 22, 2008. He allowed just two hits and no walks with eight strikeouts in a game N.C. State won 10-0 in seven innings.

Triple Play

Clemson - Clemson completed its first triple play in 24 years against George Mason on February 26, 1995 at Doug Kingsmore Stadium. **Mark Watson** gave up a leadoff walk to **Joey Goodwin** in the fourth inning, which was followed by a single by **Ron Pennell**. **Brendan Pickett** hit a line shot to first-baseman **David Miller**, who stepped on first to double off **Pennell** and then threw to **Seth Brizek** at second, and the throw beat **Goodwin** for the third out. The Tigers won 9-3.

Opponent - **Dan Griffin**, **Matt Robinson**, and **Rick Figueredo** of Florida State combined for a triple play on March 2, 1983 in Tallahassee. After **Bob Paulling** singled and **Craig Roberson** walked to open the second inning, **Jamie Swanner** grounded to **Griffin**, who forced **Paulling** at third. **Griffin** threw to **Robinson**, forcing **Roberson** at second, and **Robinson** relayed to **Figueredo** at first for the putout on **Swanner**. The teams battled to a 3-3 tie in 10 innings.



BILL WILHELM

1929-2010


The Clemson Family lost one of its all-time greats when legendary Head Coach Bill Wilhelm passed away at the age of 81 on December 24, 2010. In his 36 years (1958-93) as Clemson's head coach, he posted a record of 1161-536-10.

His 1,161 career wins, all as the Tigers' head coach, are the most in school history in any sport and is still among the top-20 figures in NCAA Division I history. In his 36 seasons, Clemson never had a losing season, won 11 ACC Championships, and made six trips to the College World Series.




ACCOMPLISHMENTS


- 🐾 1161-536-10 record in 36 seasons at Clemson (1958-93)
- 🐾 5 seasons of at least 50 wins
- 🐾 6 NCAA District Championships
- 🐾 6 trips to the College World Series
- 🐾 7 ACC Tournament titles (tourney started in 1973)
- 🐾 11 ACC Championships
- 🐾 16 top-25 seasons
- 🐾 17 NCAA Regional appearances
- 🐾 19 ACC regular-season titles (including ties)
- 🐾 20 All-Americans
- 🐾 27 players went on to play in the Major Leagues
- 🐾 34 players chosen to the NCAA All-District team
- 🐾 36 consecutive years without a losing season
- 🐾 88 players chosen First-Team All-ACC
- 🐾 100 players signed professional contracts



2011 SCHEDULE



Alex Frederick
Senior Righthander



Scott Weismann
Junior Righthander



Jason Stolz
Junior Infielder

FEBRUARY			
2-18	Fri.	Eastern Michigan	4:00
2-19	Sat.	Eastern Michigan	1:00
2-20	Sun.	Eastern Michigan	1:00
2-25	Fri.	# Cincinnati	4:00
2-26	Sat.	# Charleston Southern	1:00
2-27	Sun.	^# Michigan State	1:00

MARCH			
3-2	Wed.	Wofford	4:00
3-4	Fri.	at South Carolina	7:00
3-5	Sat.	^ South Carolina	4:00
3-6	Sun.	South Carolina	2:00
3-9	Wed.	at Western Carolina	4:00
3-11	Fri.	* Virginia	4:00
3-12	Sat.	* Virginia	2:00
3-13	Sun.	* Virginia	1:00
3-16	Wed.	^ Presbyterian College	7:00
3-18	Fri.	* Duke	6:30
3-19	Sat.	* Duke	6:30
3-20	Sun.	* Duke	1:00
3-22	Tue.	Elon	6:30
3-23	Wed.	Elon	6:30
3-25	Fri.	* at N.C. State	6:30
3-26	Sat.	* at N.C. State	6:30
3-27	Sun.	* at N.C. State	1:00
3-29	Tue.	Georgia	6:30

APRIL			
4-1	Fri.	* at North Carolina	7:00
4-2	Sat.	* at North Carolina	2:00
4-3	Sun.	* at North Carolina	1:00
4-5	Tue.	Coastal Carolina	6:30
4-6	Wed.	Western Carolina	6:30
4-8	Fri.	* Maryland	6:30
4-9	Sat.	* Maryland	7:00
4-10	Sun.	* Maryland	1:00
4-12	Tue.	Presbyterian College	6:30
4-15	Fri.	* at Boston College	2:30
4-16	Sat.	* at Boston College	1:30
4-17	Sun.	* at Boston College	1:00
4-20	Wed.	at Georgia	7:00
4-22	Fri.	* Wake Forest	6:30
4-23	Sat.	* Wake Forest	6:30
4-24	Sun.	* Wake Forest	1:00
4-26	Tue.	Furman	6:30
4-29	Fri.	* Georgia Tech	6:30
4-30	Sat.	* Georgia Tech	1:00

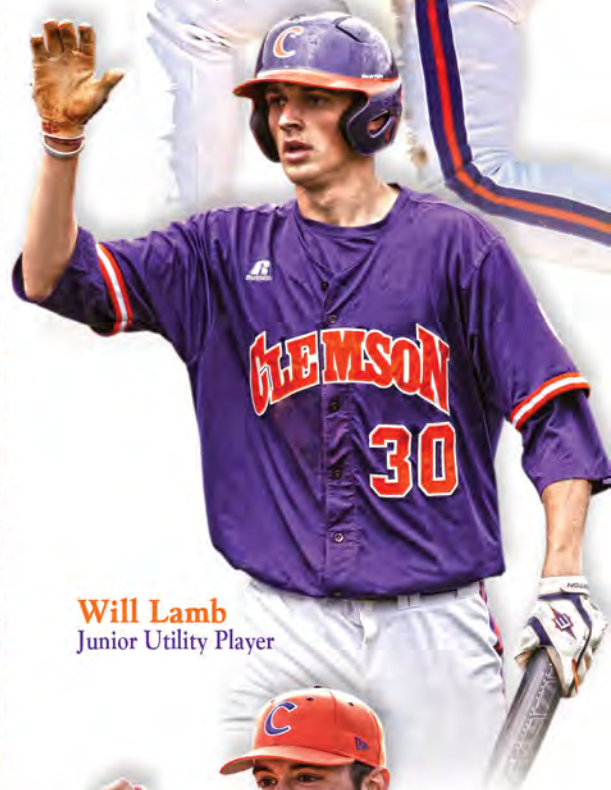
MAY			
5-1	Sun.	* Georgia Tech	1:00
5-7	Sat.	Gardner-Webb	2:00
5-7	Sat.	Gardner-Webb	6:00
5-8	Sun.	at Gardner-Webb	2:00
5-10	Tue.	^ Furman	7:00
5-13	Fri.	* at Virginia Tech	5:30
5-14	Sat.	* at Virginia Tech	2:00
5-15	Sun.	* at Virginia Tech	1:00
5-17	Tue.	Davidson	6:30
5-19	Thu.	* at Florida State	6:00
5-20	Fri.	* at Florida State	6:00
5-21	Sat.	* at Florida State	1:00
5-25 to 5-29	+ ACC Tournament		TBA

JUNE			
6-3 to 6-6	§ NCAA Regionals		TBA
6-10 to 6-13	§ NCAA Super Regionals		TBA
6-18 to 6-29	! College World Series		TBA

* - ACC regular-season game; # - First Pitch Invitational;
^ - Greenville, SC (Fluor Field); + - Durham, NC;
§ - NCAA Tournament; ! - Omaha, NE;
Home games in orange;
All times are PM and Eastern.



Addison Johnson
Senior Outfielder/Lefthander



Will Lamb
Junior Utility Player



David Haselden
Junior Righthander