

THE
ROAD TO OMAHA
STARTS HERE

Mike Freeman
Senior Infielder
Co-Captain

Justin Sarratt
Senior Righthander
Co-Captain

Chris Epps
Junior Outfielder
Co-Captain

CLEMSON

2010 TIGER BASEBALL

**solid
orange**

IT'S ABOUT PRIDE

C

THOMAS F. CHAPMAN

Grandstand

AT DOUG KINGSMORE STADIUM



Thomas F. Chapman gave Clemson University \$2 million to form a leadership program in the College of Business and Behavioral Science and to expand and enhance Doug Kingsmore Stadium.

One-million dollars of the gift will support the Thomas F. Chapman Leadership Scholars Program and \$1 million has been used to build the Thomas F. Chapman Grandstand, adding 1,000 seats to Clemson's baseball stadium.

Chapman graduated from Clemson with an economics degree in 1965. While at Clemson, he was a two-time All-ACC pitcher, including a first-team selection in 1965 when he led the ACC in strikeouts (100). In his three years in a Tiger uniform, he had a combined 12-7 record and 3.12 ERA.

Upon graduation, Chapman became the first Tiger to be selected in the MLB draft when he was taken by the Phillies in 1965. He played pro baseball until 1968, when he was called to active military service.



2010 CLEMSON COACHING STAFF



Jack LEGGETT
Head Coach
17th Season



Tom RIGINOS
Associate Head Coach
8th Season

Dan PEPICELLI
Assistant Coach
1st Season



Michael JOHNSON
Volunteer Assistant Coach
2nd Season

2010 CLEMSON BASEBALL



2010 Tiger Schedule

Date	Day	Opponent	Radio/TV	Time
2-19	Fri.	Miami (OH)	WCCP	4:00
2-20	Sat.	# Michigan State	WCCP	1:00
2-21	Sun.	Furman	WCCP	2:00
2-26	Fri.	Wright State	WCCP	4:00
2-27	Sat.	Wright State	WCCP	2:00
2-28	Sun.	Wright State	WCCP	1:00
3-3	Wed.	Dayton	WCCP	4:00
3-5	Fri.	South Carolina	CTSN	6:30
3-6	Sat.	# South Carolina	CTSN	2:00
3-7	Sun.	at South Carolina	CTSN	2:00
3-10	Wed.	Gardner-Webb	WCCP	4:00
3-12	Fri.	* N.C. State	CTSN	4:00
3-13	Sat.	* N.C. State	CTSN	2:00
3-14	Sun.	* N.C. State	CTSN	1:00
3-16	Tue.	at Charlotte	WCCP	6:00
3-17	Wed.	Georgia Southern	WCCP	6:30
3-19	Fri.	* Virginia Tech	CTSN	6:30
3-20	Sat.	* Virginia Tech	CTSN	6:30
3-21	Sun.	* Virginia Tech	CTSN	1:00
3-23	Tue.	Elon	WCCP	6:30

3-24	Wed.	Elon	WCCP	6:30
3-26	Fri.	* at Virginia	CTSN	6:00
3-27	Sat.	* at Virginia	CTSN	4:00
3-28	Sun.	* at Virginia	CTSN	1:00
3-31	Wed.	Coastal Carolina	CTSN	6:30
4-2	Fri.	* Boston College	CTSN	6:30
4-3	Sat.	* Boston College	CTSN	6:30
4-4	Sun.	* Boston College	CTSN	1:00
4-6	Tue.	at Georgia	CTSN	6:30
4-7	Wed.	Georgia	CTSN	6:30
4-9	Fri.	** at Duke	CTSN	6:00
4-10	Sat.	** at Duke	CTSN	2:00
4-11	Sun.	** at Duke	CTSN	1:00
4-14	Wed.	Western Carolina	WCCP	6:30
4-16	Fri.	* at Georgia Tech	CTSN	7:00
4-17	Sat.	* at Georgia Tech	CTSN,RSN	1:00
4-18	Sun.	* at Georgia Tech	CTSN	1:00
4-21	Wed.	South Carolina-Upstate	WCCP	6:30
4-23	Fri.	* North Carolina	CTSN	6:30
4-24	Sat.	* North Carolina	CTSN	6:30
4-25	Sun.	* North Carolina	CTSN	1:00

5-1	Sat.	Florida Gulf Coast	WCCP	6:30
5-2	Sun.	Florida Gulf Coast	WCCP	6:30
5-3	Mon.	Florida Gulf Coast	WCCP	6:30
5-4	Tue.	Florida Gulf Coast	WCCP	6:30
5-7	Fri.	* at Maryland	CTSN	6:00
5-8	Sat.	* at Maryland	CTSN	1:00
5-9	Sun.	* at Maryland	CTSN	1:00
5-11	Tue.	# Furman	WCCP	7:00
5-14	Fri.	* at Wake Forest	CTSN	6:00
5-15	Sat.	* at Wake Forest	CTSN	6:00
5-16	Sun.	* at Wake Forest	CTSN	1:00
5-18	Tue.	Presbyterian	WCCP	6:30
5-20	Thu.	* Florida State	CTSN	6:30
5-21	Fri.	* Florida State	CTSN	6:30
5-22	Sat.	* Florida State	CTSN,RSN	1:00

* - ACC regular-season game; # - Greenville, SC (Fluor Field); * - Durham Bulls Athletic Park; CTSN - Clemson Tiger Sports Network broadcast; WCCP - 104.9 FM broadcast; Note: Home games in **bold**; all times are PM and Eastern; radio assignments subject to change based on basketball game conflicts.

Clemson will play 35 home games at Doug Kingsmore Stadium in 2010. The Tigers will also play 17 of their first 21 games in the friendly confines.



Table of Contents

Bios

Balliet, Roberta (Administrative Coordinator)	24
Barker, James F. (President)	108
Douglas, Bobby (Director of Academic Services)	24
Hennessy, Brian (Associate SID)	24
Johnson, Michael (Volunteer Assistant Coach)	23
Leggett, Jack (Head Coach)	14-20
Owens, Brad (Director of Baseball Operations)	24
Pepicelli, Dan (Assistant Coach)	22
Phillips, Dr. Terry Don (Athletic Director)	109
Players, Rookie	50,51
Players, Veteran	28-49
Riginos, Tom (Associate Head Coach)	21
Seniors & Pro Signees, 2008	100-102
Wilhelm, Bill (Former Head Coach)	167

Clemson Baseball Information

Against All Competition	58,59
Alumni Reunion, 2009	128
Bat Girls	25
Community Service	113
Compliance, NCAA	112
Date, Record By	59
Directions to Doug Kingsmore Stadium	2
Facilities, Athletic	114
Glossary	10-13
Grounds Crew, Baseball	115
Major League Influence	120-124
Media Information	3
Omaha Challenge	52
Opponents, 2010	53-57
Outlook, 2010	7-9
Parking Map	2
Polls, 2010 Preseason	9
Pro Signees	126,127
Pro Tigers, 2009	125
Quick Facts	6
Radio Network (Clemson Tiger Sports Network)	25
Results, 2010 Opponent Game-By-Game	60-66
Roster, 2010 Radio/Television	26
Rosters, 2010 Numerical, Alphabetical, & Position	4,5
Schedule, 2010	1
Seating Chart, Doug Kingsmore Stadium	2
Stadium, Doug Kingsmore	116-118
Staff, Athletic Department	110,111
Tradition, Championship	119
University Profile	103-107

Records

Academic Honor Roll Members, ACC	159
ACC Tournament	164
All-ACC Selections	157
All-Americans	152-155
Batting (Individual)	130
Batting & Fielding Stats, Yearly (Team)	132
Career (Individual)	138,139
Coaches, Assistant	173
Coaches, Head	174
Honors (Individual)	156,157
Innings, Highest Scoring	161
Last Time It Happened	192
Leaders, Yearly	140-145
Lettermen	162,163
National Players-of-the-Year	158
NCAA Stat Rankings, Top-25	160
NCAA Tournament	165
No-Hitters	131
Pitching (Individual)	131
Pitching, Yearly (Team)	133
Polls, Weekly (Clemson Rankings From 1987-09)	166
Results, Season Game-By-Game	175-191
Results, Yearly	174
Season (Individual)	135-137
Stats, Individual Career (ACC Era)	146-151
Streaks, Hitting	130
Streaks, Winning	134
Team	134
Timeline, Historical	168-173

Review, 2009

ACC Baseball	82
Batting, Game-By-Game (Individual)	75
Boxscores	83-99
Home Runs	74
Honors (Individual)	80
Notes	68,69
Pitching, Game-By-Game (Individual Career)	76-78
Polls, Final	81
Results, Game-By-Game	71
Stats, ACC Regular-Season	72
Stats, Career (2010 Players)	72
Stats, Overall	70
Stats, Postseason	73
Story	79-81
Superlatives, Team & Individual	74

The 2010 Clemson Baseball Media Guide was designed, written, and edited by Associate Sports Information Director **Brian Hennessy**. Statistical, editorial, and graphic assistance provided by **Sam Blackman**, **Tim Bourret**, **Trey McCurry**, and **Phillip Sikes**. The four cover designs were done by **John Schaffhauser** of Canton, MS. Printing executed by Electric City Printing of Anderson, SC.

Special thanks to the late **Bob Bradley**, who served Tiger athletics for 45 years in the sports information department and provided most of the information contained in the record section. Thanks to the late **Alan Mohrmann** of Greenville, SC for statistical research.

For extra copies, send a check for \$15 to the Clemson SID office. See page 3 for mailing information.

Photo Credits

Cover photos courtesy of **Dave Arrigo**, **Rex Brown**, **Mark Crammer**, **Stephen Green**, **Dan Mendlik**, **Brad Newton**, **Todd Olszewski**, **Patrick Wright**, and Major League Baseball. Interior photos courtesy of **Dave Arrigo**, **Kevin Bray**, **Rex Brown**, **Eddie Cliffe**, **Mark Crammer**, **Frankie Creel**, **Tommy Crumpton**, **Jim Graham**, **Stephen Green**, **David Lann**, **Dan Mendlik**, **Brad Newton**, **Todd Olszewski**, **Roy Philpott**, **Randy Rampey**, **Brian Schneider**, **Todd Van Emst**, **Vern Verna**, **Bob Waldrop**, **Patrick Wright**, and Major League Baseball.



Directions to Kingsmore Stadium

From Atlanta, GA

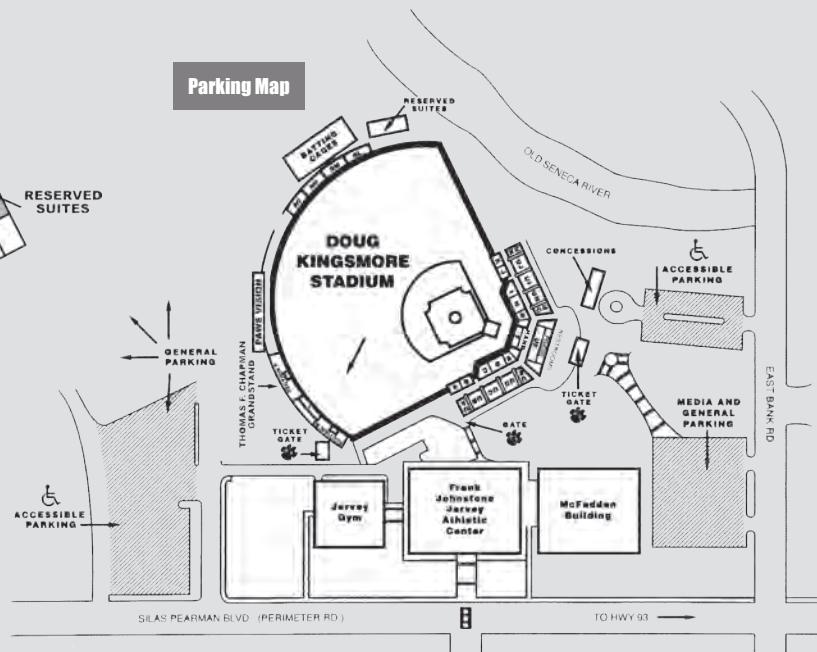
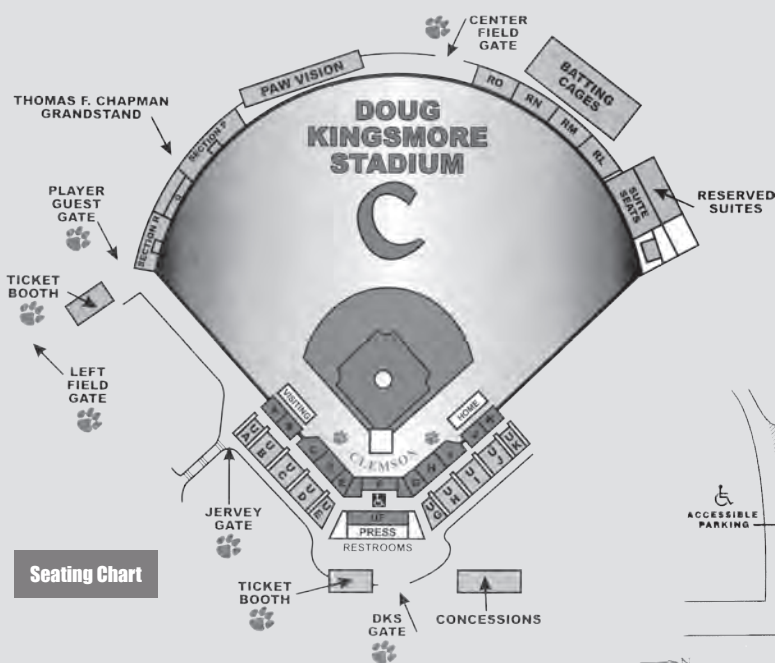
Take I-85 north to exit 14 in South Carolina. Take a left, which crosses over the interstate, onto South Carolina Highway 187 until the road runs into U.S. Highway 76 and 28. Make a left at this traffic light. *Stay on this road until the Highway 93 exit, where you will exit and take a left at the stoplight. The route runs into the campus. Stay straight until you reach the second stoplight after the tennis courts (tennis courts will be on the left). Take a left at the stoplight and then take the first right into the McFadden Building parking lot.

From Columbia, SC

Take I-26 west and exit onto I-385 west until it reaches I-85. Take I-85 south until it reaches exit 19-B. Take exit 19-B and follow the directions from Atlanta starting at the * symbol to arrive at the stadium.

From Greenville, SC

Take I-85 south until it reaches exit 19-B. Take exit 19-B and follow the directions from Atlanta starting at the * symbol to arrive at the stadium.



Media Information

ACC Media Relations

Steve Phillips is the baseball media relations contact for the ACC office. He can be reached at (336) 851-6062 or sphillips@theacc.org.

Credentials

Members of the working press who desire a media credential to a Clemson baseball home game should contact **Brian Hennessy** in the Clemson SID office at (864) 656-1921. There is space for 13 writers in the press box in the Doug Kingsmore Stadium press areas, plus booths for each team's radio network. Season credentials and credentials on a game-by-game basis are issued. Members of the media must request a pass at least one day prior to each game/series to ensure admittance.

Email Distribution List

Notes, stats, stories, and other information is emailed out on a series basis from the Clemson SID office. Contact **Brian Hennessy** (bhennes@clemson.edu) to be put on the email list.

Internet/Telephone Services

The press box features the most up-to-date phone and wireless internet services.

Leggett Availability

The best time to reach Head Coach **Jack Leggett** is weekday mornings. Please contact **Brian Hennessy** at (864) 656-1921 to set up an interview with **Leggett**.

Parking

Members of the media are requested to park in the McFadden Building parking lot, located on the hill above the stadium (behind home plate). The lot is reserved for media members with a parking pass, however, there are limited spaces. There is also parking available beyond the outfield fence and in Memorial Stadium's west endzone parking lot.

Photographer Positions

Television-camera persons are allowed to film from the television booth in the press box when there is not a live telecast or webcast. There are also patio areas on

both sides of the press box that are available for filming. Positions are on a first-come, first-serve basis. Still photographers are allowed on the playing field, but only in "lined-off" areas near each dugout. Those positions are also on a first-come, first-serve basis.

Player Availability

Player interviews are conducted before a particular practice on days when the team does not have a game. Please notify **Brian Hennessy** if you plan to attend practice. If attendance at practice is not possible, the SID office can set up a phone interview. Campus and cell phone numbers for players will not be provided.

Postgame Interviews

Postgame interviews take place outside the dugout of each team. A member of the Clemson SID office will retrieve requested Tiger players from the locker room. The locker room is closed to the media. Please see the opponent's SID for its postgame interview procedure.

Postgame Stats

A final boxscore is provided for all home games at Doug Kingsmore Stadium. A typed play-by-play is also available upon request. A final boxscore (PDF) and game story is emailed within one hour of the conclusion of each home game. For any other requests, please see **Brian Hennessy** or another member of the Clemson SID staff prior to the conclusion of the game.

Press Entrance

Enter Doug Kingsmore Stadium at the gate behind home plate or near the left-field foul pole. Behind the stadium, the facility has an elevator and stairs leading up to the press box.

SID Contact Information

Jervy Athletic Center
100 Perimeter Road
P.O. Box 632
Clemson, SC 29633

Office Phone Number:(864) 656-2114

Fax Number:(864) 656-0299

Press Box Phone Number:.....(864) 656-7731

Website

Clemson boxscores, releases, statistics, bios, live stats, and other items are all available on the internet. Find us at ClemsonTigers.com. Statistics are updated following every game. Game notes are also provided in PDF format.

Will Call

Press will call is at the main entrance (home plate).

Clemson SID Staff



Tim Bourret

Assistant AD, Sports Information
Office - (864) 656-1926
Email - btimoth@clemson.edu



Sam Blackman

Senior Associate SID
Office - (864) 656-1924
Email - blackmj@clemson.edu



Brian Hennessy

Associate SID, Baseball
Office - (864) 656-1921
Email - bhennes@clemson.edu



Philip Sikes

Associate SID
Office - (864) 656-1985
Email - philips@clemson.edu



Jeff Kallin

Assistant SID
Office - (864) 656-1920
Email - jkallin@clemson.edu



Libby Kehn

Webmaster & Assistant SID
Office - (864) 656-4218
Email - elizabk@clemson.edu



Trey McCurry

SID Graduate Assistant, Baseball
Office - (864) 656-2114
Email - emccurry@clemson.edu



2010 Clemson Roster

Numerical

#	Player	Pos.	B-T	Hgt	Wgt	Cl.	Exp.	Hometown	Previous School
2	Jason Stolz	INF	R-R	6-2	195	So.	1VL	Marietta, GA	Kell HS
3	Jeff Schaus	OF	L-R	6-1	195	Jr.	2VL	Naples, FL	Barron Collier HS
4	John Hinson	INF	L-R	6-0	175	*So.	1VL	Asheville, NC	A.C. Reynolds HS
5	Mike Freeman	INF	L-R	5-11	185	Sr.	2VL	Orlando, FL	University of Georgia
6	Dominic Leone	RHP	R-R	5-10	175	Fr.	HS	Norwich, CT	Norwich Free Academy
8	Richie Shaffer	INF/RHP	R-R	6-2	190	Fr.	HS	Charlotte, NC	Providence Senior HS
9	Phil Pohl	C	R-R	5-10	205	So.	1VL	Cooperstown, NY	Cooperstown Central HS
11	Kyle Parker	OF/1B	R-R	6-1	200	Jr.	2VL	Jacksonville, FL	Bartram Trail HS
12	Wilson Boyd	OF	L-L	5-8	175	*Sr.	3VL	Hickory, NC	Hickory HS
13	Brad Miller	INF	L-R	6-0	185	So.	1VL	Windermere, FL	Olympia HS
15	Mike Kent	RHP	R-R	6-0	195	Fr.	HS	Springfield, VA	West Springfield HS
17	John Nester	C/1B	R-R	6-0	205	Jr.	2VL	Greer, SC	Riverside HS
18	Addison Johnson	OF	L-L	5-7	170	*Jr.	2VL	Pfafftown, NC	North Forsyth Senior HS
19	Kevin Brady	RHP	L-R	6-2	190	*Fr.	1VL	Gaithersburg, MD	Gaithersburg HS
20	Scott Firth	RHP	R-R	5-11	160	Fr.	HS	Buffalo Grove, IL	Adlai E. Stevenson School
21	Seth Neely	INF	R-R	5-11	190	Fr.	HS	Rock Hill, SC	Rock Hill HS
22	Spencer Kieboom	C	R-R	6-0	220	Fr.	HS	Marietta, GA	Walton HS
23	Justin Sarratt	RHP	R-R	5-9	180	Sr.	3VL	Gaffney, SC	Gaffney Senior HS
26	Chris Epps	OF	L-R	6-0	185	Jr.	2VL	Stone Mountain, GA	Dunwoody HS
28	Jonathan Meyer	RHP	R-R	5-11	160	Fr.	HS	San Diego, CA	Cathedral Catholic HS
29	David Haselden	RHP	R-R	6-3	225	So.	1VL	Spartanburg, SC	Spartanburg HS
30	Will Lamb	LHP/OF	L-L	6-5	175	So.	1VL	Seaford, VA	York HS
32	Kevin Kyle	LHP	L-L	6-3	160	Fr.	HS	Atlanta, GA	Holy Innocents' Episcopal School
33	Scott Weismann	RHP	R-R	6-0	190	So.	1VL	Boxborough, MA	Acton-Boxborough Regional HS
36	Casey Harman	LHP	L-L	6-2	200	Jr.	2VL	South Burlington, VT	South Burlington HS
37	Kevin Caughman	INF	R-R	5-10	155	Fr.	HS	Martinez, GA	Evans HS
39	Alex Frederick	RHP	R-R	5-9	180	*Jr.	1VL	Lagrangeville, NY	Dutchess CC
40	J.T. Wauford	RHP	R-R	5-11	170	Fr.	HS	Midlothian, VA	The Steward School
42	Josh Thrailkill	RHP	R-R	6-3	195	*Jr.	2VL	Arden, NC	T.C. Roberson HS
44	Tomas Cruz	RHP	R-R	5-9	195	Sr.	1VL	Amarillo, TX	Seward County (KS) CC
47	Marcus Curry	C	R-R	5-7	210	Fr.	HS	Nichols, SC	Green Sea Floyds HS
51	Joseph Moorefield	LHP	L-L	6-1	215	*Fr.	RS	Woodruff, SC	James F. Byrnes HS

* - spent one season as a red-shirt player

Head Coach:

Associate Head Coach:

Assistant Coach:

Volunteer Assistant Coach:

Director of Baseball Operations:

Athletic Trainer:

Student Equipment Managers:

Strength & Conditioning Coach:

Field Manager:

Sports Information Contact:

- 7 Jack Leggett (17th season • Maine '76)
- 10 Tom Riginos (8th season • Stetson '90)
- 24 Dan Pepicelli (1st season • SUNY Cortland '90)
- 31 Michael Johnson (2nd season • Clemson '08)
- Brad Owens (3rd season • Anderson '06)
- Travis Johnston (2nd season • Clemson '01)
- Mark Smith (Sr. • Ruby, SC)
- Nate Johnson (Jr. • Essex Junction, VT)
- Jacob Turner (Sr. • Seneca, SC)
- Chris CooDe (Fr. • Nashville, TN)
- Dennis Love (1st season • Catawba '00)
- Mike Echols (9th season • Clemson '85)
- Brian Hennessy (12th season • Clemson '98)

Alphabetical

#	Player	Pos.	Cl.
12	Wilson Boyd	OF	*Sr.
19	Kevin Brady	RHP	*Fr.
37	Kevin Caughman	INF	Fr.
44	Tomas Cruz	RHP	Sr.
47	Marcus Curry	C	Fr.
26	Chris Epps	OF	Jr.
20	Scott Firth	RHP	Fr.
39	Alex Frederick	RHP	*Jr.
5	Mike Freeman	INF	Sr.
36	Casey Harman	LHP	Jr.
29	David Haselden	RHP	So.
4	John Hinson	INF	*So.
18	Addison Johnson	OF	*Jr.
15	Mike Kent	RHP	Fr.
22	Spencer Kieboom	C	Fr.
32	Kevin Kyle	LHP	Fr.
30	Will Lamb	LHP/OF	So.
6	Dominic Leone	RHP	Fr.
28	Jonathan Meyer	RHP	Fr.
13	Brad Miller	INF	So.
51	Joseph Moorefield	LHP	*Fr.
21	Seth Neely	INF	Fr.
17	John Nester	C/1B	Jr.
11	Kyle Parker	OF/1B	Jr.
9	Phil Pohl	C	So.
23	Justin Sarratt	RHP	Sr.
3	Jeff Schaus	OF	Jr.
8	Richie Shaffer	INF/RHP	Fr.
2	Jason Stolz	INF	So.
42	Josh Thrailkill	RHP	*Jr.
40	J.T. Wauford	RHP	Fr.
33	Scott Weismann	RHP	So.

Pronunciations

#	Player	Pronunciation
	Chris CooDe	KOHD
44	Tomas Cruz	TAH-muhs
22	Spencer Kieboom	KEE-boom
6	Dominic Leone	lee-OHN
24	Dan Pepicelli	peh-pih-SEH-lee
10	Tom Riginos	rih-JEEN-uhs
23	Justin Sarratt	suh-RAT
2	Jason Stolz	STOHLTS



Catchers

#	Player	Pos.	B-T	Hgt	Wgt	Cl.	Exp.	Hometown	Previous School
47	Marcus Curry	C	R-R	5-7	210	Fr.	HS	Nichols, SC	Green Sea Floyds HS
22	Spencer Kieboom	C	R-R	6-0	220	Fr.	HS	Marietta, GA	Walton HS
17	John Nester	C/1B	R-R	6-0	205	Jr.	2VL	Greer, SC	Riverside HS
9	Phil Pohl	C	R-R	5-10	205	So.	1VL	Cooperstown, NY	Cooperstown Central HS

Infielders

#	Player	Pos.	B-T	Hgt	Wgt	Cl.	Exp.	Hometown	Previous School
37	Kevin Caughman	INF	R-R	5-10	155	Fr.	HS	Martinez, GA	Evans HS
5	Mike Freeman	INF	L-R	5-11	185	Sr.	2VL	Orlando, FL	University of Georgia
4	John Hinson	INF	L-R	6-0	175	*So.	1VL	Asheville, NC	A.C. Reynolds HS
13	Brad Miller	INF	L-R	6-0	185	So.	1VL	Windermere, FL	Olympia HS
21	Seth Neely	INF	R-R	5-11	190	Fr.	HS	Rock Hill, SC	Rock Hill HS
8	Richie Shaffer	INF/RHP	R-R	6-2	190	Fr.	HS	Charlotte, NC	Providence Senior HS
2	Jason Stolz	INF	R-R	6-2	195	So.	1VL	Marietta, GA	Kell HS

* - spent one season as a red-shirt player

Outfielders

#	Player	Pos.	B-T	Hgt	Wgt	Cl.	Exp.	Hometown	Previous School
12	Wilson Boyd	OF	L-L	5-8	175	*Sr.	3VL	Hickory, NC	Hickory HS
26	Chris Epps	OF	L-R	6-0	185	Jr.	2VL	Stone Mountain, GA	Dunwoody HS
18	Addison Johnson	OF	L-L	5-7	170	*Jr.	2VL	Pfafftown, NC	North Forsyth Senior HS
11	Kyle Parker	OF/1B	R-R	6-1	200	Jr.	2VL	Jacksonville, FL	Bartram Trail HS
3	Jeff Schaus	OF	L-R	6-1	195	Jr.	2VL	Naples, FL	Barron Collier HS

* - spent one season as a red-shirt player

Pitchers

#	Player	Pos.	B-T	Hgt	Wgt	Cl.	Exp.	Hometown	Previous School
19	Kevin Brady	RHP	L-R	6-2	190	*Fr.	1VL	Gaithersburg, MD	Gaithersburg HS
44	Tomas Cruz	RHP	R-R	5-9	195	Sr.	1VL	Amarillo, TX	Seward County (KS) CC
20	Scott Firth	RHP	R-R	5-11	160	Fr.	HS	Buffalo Grove, IL	Adlai E. Stevenson School
39	Alex Frederick	RHP	R-R	5-9	180	*Jr.	1VL	Lagrangeville, NY	Dutchess CC
36	Casey Harman	LHP	L-L	6-2	200	Jr.	2VL	South Burlington, VT	South Burlington HS
29	David Haselden	RHP	R-R	6-3	225	So.	1VL	Spartanburg, SC	Spartanburg HS
15	Mike Kent	RHP	R-R	6-0	195	Fr.	HS	Springfield, VA	West Springfield HS
32	Kevin Kyle	LHP	L-L	6-3	160	Fr.	HS	Atlanta, GA	Holy Innocents' Episcopal School
30	Will Lamb	LHP/OF	L-L	6-5	175	So.	1VL	Seaford, VA	York HS
6	Dominic Leone	RHP	R-R	5-10	175	Fr.	HS	Norwich, CT	Norwich Free Academy
28	Jonathan Meyer	RHP	R-R	5-11	160	Fr.	HS	San Diego, CA	Cathedral Catholic HS
51	Joseph Moorefield	LHP	L-L	6-1	215	*Fr.	RS	Woodruff, SC	James F. Byrnes HS
23	Justin Sarratt	RHP	R-R	5-9	180	Sr.	3VL	Gaffney, SC	Gaffney Senior HS
42	Josh Thrailkill	RHP	R-R	6-3	195	*Jr.	2VL	Arden, NC	T.C. Roberson HS
40	J.T. Wauford	RHP	R-R	5-11	170	Fr.	HS	Midlothian, VA	The Steward School
33	Scott Weismann	RHP	R-R	6-0	190	So.	1VL	Boxborough, MA	Acton-Boxborough Regional HS

* - spent one season as a red-shirt player

Players By State

South Carolina (6)

47	Marcus Curry	Nichols
29	David Haselden	Spartanburg
51	Joseph Moorefield	Woodruff
21	Seth Neely	Rock Hill
17	John Nester	Greer
23	Justin Sarratt	Gaffney

Georgia (5)

37	Kevin Caughman	Martinez
26	Chris Epps	Stone Mountain
22	Spencer Kieboom	Marietta
32	Kevin Kyle	Atlanta
2	Jason Stolz	Marietta

North Carolina (5)

12	Wilson Boyd	Hickory
4	John Hinson	Asheville
18	Addison Johnson	Pfafftown
8	Richie Shaffer	Charlotte
42	Josh Thrailkill	Arden

Florida (4)

5	Mike Freeman	Orlando
13	Brad Miller	Windermere
11	Kyle Parker	Jacksonville
3	Jeff Schaus	Naples

Virginia (3)

15	Mike Kent	Springfield
30	Will Lamb	Seaford
40	J.T. Wauford	Midlothian

New York (2)

39	Alex Frederick	Lagrangeville
9	Phil Pohl	Cooperstown

California (1)

28	Jonathan Meyer	San Diego
----	----------------	-----------

Connecticut (1)

6	Dominic Leone	Norwich
---	---------------	---------

Illinois (1)

20	Scott Firth	Buffalo Grove
----	-------------	---------------

Maryland (1)

19	Kevin Brady	Gaithersburg
----	-------------	--------------

Massachusetts (1)

33	Scott Weismann	Boxborough
----	----------------	------------

Texas (1)

44	Tomas Cruz	Amarillo
----	------------	----------

Vermont (1)

36	Casey Harman	South Burlington
----	--------------	------------------

Quick Facts

General Information

Institution:.....Clemson University
Nickname:.....Tigers
Location:.....Clemson, SC 29633
Colors:.....Clemson Orange & Regalia
Founded:.....1889
Enrollment:.....18,317
President:.....**James F. Barker** (Clemson '70)
Athletic Director:.....**Dr. Terry Don Phillips** (Arkansas '70)
Office Phone - (864) 656-1935
Email - pterry@clemson.edu
Conference:.....Atlantic Coast (Atlantic Division)
Stadium:.....Doug Kingsmore Stadium (Natural Grass) (6,217)
Field Dimensions:.....LL - 320, LC - 370, C - 400, RC - 375, RL - 330
Press Box Phone Number:.....(864) 656-7731
Ticket Office Phone Number:.....(864) 656-2118 or 1-800-CLEMSON

Baseball Staff

Head Coach:.....**Jack Leggett** (Maine '76)
Record at Clemson:.....724-331-1 (16 seasons)
Overall Record:.....1101-621-1 (30 seasons)
Office Phone - (864) 656-1947
Best Time to Contact Leggett:.....9:00 AM - 11:00 AM weekdays
Associate Head Coach:.....**Tom Riginos** (Stetson '90)
Office Phone - (864) 656-1950
Assistant Coach:.....**Dan Pepicelli** (SUNY Cortland '90)
Office Phone - (864) 656-1948
Volunteer Assistant Coach:.....**Michael Johnson** (Clemson '08)
Office Phone - (864) 656-1689
Director of Baseball Operations:.....**Brad Owens** (Anderson '06)
Office Phone - (864) 656-1691
Administrative Coordinator:.....**Roberta Balliet**
Office Phone - (864) 656-1940
Email - rballet@clemson.edu
Student Equipment Managers:.....**Mark Smith** (Sr. • Ruby, SC),
**Nate Johnson** (Jr. • Essex Junction, VT),
**Jacob Turner** (Sr. • Seneca, SC), **Chris Coope** (Fr. • Nashville, TN)
Athletic Trainer:.....**Travis Johnston** (Clemson '01)
Strength & Conditioning Coach:.....**Dennis Love** (Catawba '00)
Supervisor of Athletic Facilities:.....**Matt Money** (Clemson '01)
Supervisor of Athletic Grounds:.....**Mike Echols** (Clemson '85)

SID Information

Office Phone:.....(864) 656-2114
Fax Number:.....(864) 656-0299
Mailing Address:.....P.O. Box 31; Clemson, SC 29633
Overnight Address:.....Jervy Athletic Center; 100 Perimeter Road; Clemson, SC 29633
Website:.....ClemsonTigers.com
Assistant Athletic Director/Sports Information Director:.....**Tim Bourret** (Notre Dame '77)
Office Phone - (864) 656-1926
Home Phone - (864) 888-3490
Cell Phone - (864) 356-3791
Email - btimoth@clemson.edu
Senior Associate SID:.....**Sam Blackman** (Clemson '85)
Office Phone - (864) 656-1924
Home Phone - (864) 639-4400
Email - blackmj@clemson.edu
Associate SID/Baseball Contact:.....**Brian Hennessy** (Clemson '98)
Office Phone - (864) 656-1921
Cell Phone - (864) 986-9046
Email - bhennes@clemson.edu
Associate SID:.....**Philip Sikes** (Clemson '02)
Office Phone - (864) 656-1985
Email - philips@clemson.edu
Assistant SID:.....**Jeff Kallin** (Clemson '07)
Office Phone - (864) 656-1920
Email - jkallin@clemson.edu
Webmaster & Assistant SID:.....**Libby Kehn** (Clemson '02)
Office Phone - (864) 656-4218
Email - elizabk@clemson.edu
SID Graduate Assistants:.....**Trey McCurry** (Clemson '07), **Kristin Watkins** (Clemson '09)
SID Student Assistants:.....**Heath Bradley** (Sr. • Piedmont, SC), **Chandler Carver** (Sr. • Greenville, SC),
**Leah Carver** (So. • Greenville, SC), **Brittney Earle** (Sr. • Easley, SC),
**Chelsea Earle** (Jr. • Easley, SC), **Greg Jansen** (Jr. • Columbia, SC),
**Vickie Long** (Sr. • Bellbrook, OH), **Maddie McGlone** (So. • Charlotte, NC),
**William Qualkinbush** (Jr. • Central, SC), **Tara Shores** (Jr. • Rock Hill, SC)
Official Scorer:.....**Sack Bagley** (Southern Wesleyan '72)

Junior outfielder Jeff Schaus, a First-Team All-ACC pick in 2009, is one of eight returning position starters for the Tigers in 2010.

2010 Team Information

Lettermen Returning:.....20
Lettermen Lost:.....13
2009 Starting Position Players Returning (8):.....**Chris Epps** (DH), **Mike Freeman** (2B),
**Addison Johnson** (CF), **Brad Miller** (SS), **John Nester** (C),
**Kyle Parker** (RF), **Jeff Schaus** (LF), **Jason Stolz** (3B)
2009 Starting Position Players Lost (1):.....**Ben Paulsen** (1B)
2009 Starting Pitchers Returning (2):.....**Casey Harman** (L), **Justin Sarratt** (R)
2009 Starting Pitchers Lost (3):.....**Trey Delk** (R), **Chris Dwyer** (L), **Graham Stoneburner** (R)
All-Americans Returning (0)
All-Americans Lost (0)
All-ACC Players Returning (2):.....**Kyle Parker** (DH/UT), **Jeff Schaus** (OF)
All-ACC Players Lost (0)

Returning Leaders

Batting Average:.....**Wilson Boyd** (.341)
Games:.....**Mike Freeman**, **Brad Miller**, **Jeff Schaus** (66)
Runs:.....**Mike Freeman**, **Jeff Schaus** (60)
Hits:.....**Mike Freeman** (88)
Doubles:.....**Mike Freeman** (16)
Home Runs:.....**Jeff Schaus** (13)
RBI's:.....**Kyle Parker** (52)
Stolen Bases:.....**Brad Miller** (16)
ERA:.....**Tomas Cruz** (3.33)
Wins:.....**Casey Harman** (7)
Appearances:.....**Tomas Cruz** (24)
Saves:.....**Tomas Cruz** (4)
Innings Pitched:.....**Casey Harman** (86.2)
Strikeouts:.....**Casey Harman** (89)

2009 Review

Record:.....44-22 Overall, 31-9 Home, 10-11 Away, 3-2 Neutral
ACC Regular-Season Record (finish):.....19-11 (2nd in Atlantic)
ACC Tournament Record (finish):.....1-2 (T-4th)
NCAA Tournament Record:.....4-1 in Clemson (SC) Regional,
0-2 in Tempe (AZ) Super Regional
Final Rankings:.....#14 by **Sports Weekly**,
#15 by **Collegiate Baseball**,
#16 by **Baseball America**
Highest Rankings:.....#13 by **Baseball America** (May 18),
#13 by **Collegiate Baseball** (May 18, June 2),
#13 by **Sports Weekly** (May 18)
Record vs. Top-25 Ranked Teams:.....8-11

2009 Top-25 NCAA Stat Rankings

Team	Category	Stat	Rank
Clemson	Earned Run Average	3.68	5
Clemson	Double Plays	69	T-7
Clemson	Walks	312	9
Clemson	Hits per Nine Innings Pitched	8.62	11
Clemson	Strikeouts per Nine Innings Pitched	8.30	25
Individual	Category	Stat	Rank
Brad Miller	Walks	53	T-11
Ben Paulsen	Hits	95	T-22

Outlook

Overview

The Clemson baseball program enters a new decade with the never-changing goal, returning to the College World Series and competing for the national title. A year after advancing to the super-regional round for the eighth time in the 11th year of the format, the Tigers return eight position starters and a wealth of young arms.

"I'm extremely excited about the prospects for the 2010 season," said Head Coach **Jack Leggett**, who is in his 17th year at the helm of the Tiger program. "We have 20 returning lettermen and many freshmen who will make a contribution to our success in 2010."

Leggett, who has taken the Tigers to the NCAA Tournament 15 of his first 16 seasons, has amassed 724 wins, seventh-most in the nation over that span. That is more wins than the likes of Texas, Georgia Tech, North Carolina, Arizona State, South Carolina, and Stanford.

"Offensively, we return all our starters with the exception of first-baseman Ben Paulsen," continued Leggett. "And with all our veterans a year older, I expect them to have great seasons and give us the ability to put pressure on opposing pitching staffs. It has also created stability in the field defensively."

The pitching staff, which finished the 2009 season #5 in the country in ERA (3.68), is under the leadership of first-year Assistant Coach **Dan Pepicelli**. He spent the last nine seasons as the head coach and pitching coach at Saint John Fisher College in New York.

"The pitching staff is in good hands under Coach Pepicelli," stated Leggett. "His knowledge of fundamentals, communication skills, and work-ethic are qualities that drew me to him. I have every bit of confidence that Coach Pepicelli will be able to assist in taking our pitchers to the next level."

The Tigers lost key pitchers Matt Vaughn, Ryan Hinson, Trey Delk, Graham Stoneburner, and Chris Dwyer to either graduation or the Major League draft. All five pitched at least 38 innings and were instrumental in the 2009 season that included winning the Clemson Regional title.

Head Coach Jack Leggett (left), in his 17th year as head coach at Clemson, will turn to first-year Assistant Coach Dan Pepicelli (right) to lead the Tiger pitching staff in 2010.

"It will certainly be difficult to replace great leaders like Matt Vaughn and the other pitchers who were key to our success in 2009," added Leggett. "But we brought in an outstanding class of freshman pitchers who will make an immediate impact."

Leggett and Recruiting Coordinator **Tom Riginos**, who is in his eighth season in Tigertown, brought in 11 newcomers, a class that was ranked #20 in the nation by **Baseball America**. Leggett, Riginos, Pepicelli, and second-year Volunteer Assistant Coach **Michael Johnson** will lead the Tigers in its 22nd straight season with a preseason top-25 ranking, as Clemson is #15 in **Sports Weekly's** preseason coaches poll.

The 2010 schedule features 35 home games, 27 games against 2009 NCAA Tournament teams, and three games at Fluor Field in Greenville, SC. The Tigers will play 17 of their first 21 games at home. Clemson will also play rival South Carolina three times, once in Clemson, once at Fluor Field, and once in Columbia over the first weekend in March. The top-eight teams in the ACC standings will play in the ACC Tournament at NewBridge Bank Park in Greensboro, NC from May 26-30.

Catchers

Both catchers who combined for all 66 starts a season ago return, an important fact considering Clemson's young pitching staff. Junior **John Nester** (Greer, SC) started 46 games at catcher in 2009 and hit .304 along with five homers and 33 RBIs. Nester, who will provide depth as a backup first-baseman, hit .344 in his last 40 games after a slow start and improved his ability to throw out potential basestealers over the course of the season.

Sophomore **Phil Pohl** (Cooperstown, NY) started 20 games behind the plate as a freshman and hit .194 in 67 at-bats. Pohl, who allowed just one passed ball, will compete for the starting spot with Nester.

Catchers

#	Player	B-T	Cl.	BA	HR	RBI
47	Marcus Curry	R-R	Fr.	-----	--	--
22	Spencer Kieboom	R-R	Fr.	-----	--	--
17	John Nester	R-R	Jr.	.304	5	33
9	Phil Pohl	R-R	So.	.194	1	3

Note: Stats are from the 2009 season.

Two freshmen will compete for innings at catcher in 2010. **Spencer Kieboom** (Marietta, GA) was an all-state pick as a junior and senior at Walton High School. Walk-on **Marcus Curry** (Nichols, SC), who lettered four times at Green Sea Floyds High School, will also provide depth for the Tigers.

Infielders

Clemson has seven full-time infielders, including senior co-captain **Mike Freeman** (Orlando, FL). After spending his freshman season at Georgia, he has been a constant at second base and the top of the batting order the past two years. He is a dependable fielder (committed just seven errors in starting all 66 games in 2009) and is a career .309 hitter in 168 career games (158 starts) at the collegiate level. He was also drafted in the 36th round in 2009.

On the left side of the infield, two sophomores are slated to hold down the starting spots after starting as freshmen in 2009. Shortstop **Brad Miller** (Windermere,

Junior catcher John Nester batted .344 in his last 40 games in 2009. He also was a big reason the Clemson pitching staff was fifth in the country in ERA in 2009.

Senior co-captain Mike Freeman has hit .330 in his two years in a Tiger uniform.



Sophomore shortstop Brad Miller started all 66 games at shortstop as a freshman in 2009.

FL) was one of three Tigers to start all 66 games and has an excellent eye at the plate. He led the team and was tied for 11th in the nation in walks (53), most in school history and most in the nation by a freshman. He also batted .273 with 49 runs and a team-high 16 stolen bases.

Jason Stolz (Marietta, GA) is a strong candidate to start at third base after starting 42 games at that position as a freshman. Stolz, who has an excellent arm and good speed, hit .315 in 143 at-bats and had a solid .960 fielding percentage in 2009.

Sophomore **John Hinson** (Asheville, NC) red-shirted in 2009 after suffering a back injury. He has the ability to play any position in the infield and will compete for a starting job. As a freshman in 2008, he hit .264 in 87 at-bats.

Three newcomers will compete for innings as freshmen in 2010. A leading candidate to start at first base is

Infielders

#	Player	B-T	Cl.	BA	HR	RBI
37	Kevin Caughman	R-R	Fr.	----	--	--
5	Mike Freeman	L-R	Sr.	.328	4	44
4	John Hinson	L-R	*So.	----	--	--
13	Brad Miller	L-R	So.	.273	3	36
21	Seth Neely	R-R	Fr.	----	--	--
17	John Nester	R-R	Jr.	.304	5	33
11	Kyle Parker	R-R	Jr.	.255	12	52
8	Richie Shaffer	R-R	Fr.	----	--	--
2	Jason Stolz	R-R	So.	.315	1	21

* - spent one season as a red-shirt player; Note: Stats are from the 2009 season.

Richie Shaffer (Charlotte, NC). The three-time all-state selection at Providence Senior High School was drafted in the 25th round in 2009. Shaffer, who also will provide depth in the bullpen, was rated as the #27 high school prospect in the nation by **Baseball America**.

Seth Neely (Rock Hill, SC) and **Kevin Caughman** (Martinez, GA) are two more Tigers who will compete for innings as freshmen in 2010. Neely, a graduate of Rock Hill High School, was the #12 high school prospect in South Carolina by **Perfect Game**. Caughman was an all-region selection as a senior at Evans High School.

Outfielders

The Tigers return all five of their regular outfielders from a season ago. It is the deepest position on the Tiger roster, as the five are all juniors or seniors. There will be fierce competition among the five for the three starting spots.

Fifth-year senior **Wilson Boyd** (Hickory, NC) is Clemson's lone holdover from its last trip to the College World Series in 2006, as he red-shirted that season. He batted .341 with 46 RBIs in making at least 11 starts apiece at all three outfield spots in 2009. He was also a clutch performer, as he had two walkoff hits and hit a team-best .481 with runners in scoring position. Boyd is a career .308 hitter with 34 doubles, seven triples, 16 homers, and 120 RBIs in 173 games (153 starts).

Junior **Jeff Schaus** (Naples, FL) was Clemson's lone First-Team All-ACC selection in 2009 after he hit .320 with 14 doubles, 13 homers, 50 RBIs, and a .424 on-base percentage thanks to 42 walks against only 29

Junior outfielder Kyle Parker reached 25 career home runs in just 103 games, quicker than any other Tiger in history.

strikeouts. Schaus, who like Boyd had two walkoff hits in 2009, is a leading candidate to start in left field.

Kyle Parker (Jacksonville, FL) will compete for the starting spot in right field. Parker, the starting quarterback as a red-shirt freshman who led the Tigers to nine wins, passed for 2,526 yards and was a second-team freshman All-American in 2009. He has already played two baseball seasons and has totaled 26 homers and 102 RBIs in 120 career games. He reached 25 home runs in just 103 games, quicker than any other Tiger in history. Parker will also provide depth at first base.

Junior co-captain **Chris Epps** (Stone Mountain, GA), who will compete for the starting spot in right field, was Clemson's hottest hitter down the stretch in 2009. He hit .297 with a .415 on-base percentage overall, but batted a team-best .464 with two homers, nine RBIs, and eight runs in seven NCAA Tournament games. Epps was named Clemson Regional MVP after his two-run homer in the seventh inning ignited the Tigers' comeback from a 5-1 deficit in the championship game against Oklahoma State.

One of the Tigers' fastest and most exciting players is **Addison Johnson** (Pfafftown, NC), who is also the team's best defensive outfielder. Johnson, who was drafted in the 48th round in 2009, is a career .458 hitter in nine career NCAA Tournament games and will compete for the starting spot in centerfield.

Outfielders

#	Player	B-T	Cl.	BA	HR	RBI
12	Wilson Boyd	L-L	*Sr.	.341	3	46
26	Chris Epps	L-R	Jr.	.297	4	27
18	Addison Johnson	L-L	*Jr.	.217	2	14
30	Will Lamb	L-L	So.	.268	0	6
11	Kyle Parker	R-R	Jr.	.255	12	52
3	Jeff Schaus	L-R	Jr.	.320	13	50

* - spent one season as a red-shirt player; Note: Stats are from the 2009 season.

Senior outfielder Wilson Boyd is a career .308 hitter with 16 homers and 120 RBIs in 173 games as a Tiger.



Pitchers

#	Player	T	Cl.	ERA	W-L/S	IP
19	Kevin Brady	R	*Fr.	1.69	0-0/0	10.2
44	Tomas Cruz	R	Sr.	3.33	2-3/4	46.0
20	Scott Firth	R	Fr.	-----	-----	-----
39	Alex Frederick	R	*Jr.	3.72	1-0/0	9.2
36	Casey Harman	L	Jr.	3.95	7-3/1	86.2
29	David Haselden	R	So.	4.58	1-0/0	17.2
15	Mike Kent	R	Fr.	-----	-----	-----
32	Kevin Kyle	L	Fr.	-----	-----	-----
30	Will Lamb	L	So.	2.45	0-0/1	22.0
6	Dominic Leone	R	Fr.	-----	-----	-----
28	Jonathan Meyer	R	Fr.	-----	-----	-----
51	Joseph Moorefield	L	*Fr.	-----	-----	-----
23	Justin Sarratt	R	Sr.	5.10	3-2/1	42.1
8	Richie Shaffer	R	Fr.	-----	-----	-----
42	Josh Thrailkill	R	*Jr.	3.00	0-0/0	3.0
40	J.T. Wauford	R	Fr.	-----	-----	-----
33	Scott Weismann	R	So.	1.23	3-1/1	36.2

* - spent one season as a red-shirt player; Note: Stats are from the 2009 season.

Pitchers

The pitching staff is an area of the team that has many uncertain roles in 2010. One player who has proven his steadiness over the years is junior lefthander **Casey Harman** (South Burlington, VT). In 49 career appearances (15 starts), he has a 3.93 ERA in 130.2 innings pitched. He has also allowed just 26 walks while striking out 133, as his 5.1 strikeout-to-walk ratio is the best mark in school history. Harman is slated to be a weekend starter in 2010 after earning the Stowe Award as the team's most valuable pitcher in 2009.

Two sophomores will also compete for starting spots on the weekend. **Scott Weismann** (Boxborough, MA) had a 3-1 record and 1.23 ERA in 17 appearances (three starts) as a freshman. The righthander did not allow more than one earned run in any of his outings.

Will Lamb (Seaford, VA) was impressive in his 15 appearances as a freshman and will have an increased role in 2010. The 6'5" lefthander had a 2.45 ERA in 22.0 innings pitched. Lamb will also provide depth in the outfield as one of the fastest players on the team.

Senior co-captain **Justin Sarratt** (Gaffney, SC) has been used as a long reliever and spot starter during his career. The righty has a 3.3 strikeout-to-walk ratio, sixth-best in Clemson history, over his 56 career appearances. Sarratt also earned the Dedication Award in 2009 for outstanding work in the strength training room.

Three more returning righthanders will have an opportunity to become starters in 2010. Sophomore **David Haselden** (Spartanburg, SC) allowed just one walk with 16 strikeouts in 17.2 innings pitched in 2009.

Kevin Brady (Gaithersburg, MD) received a medical red-shirt in 2009 after registering a 1.69 ERA in four appearances. He was one of the most highly-touted freshmen in the ACC in 2009 before his season came to an end in March. Junior **Josh Thrailkill** (Arden, NC) has been plagued by injury during his entire career, but he has the tools to become a force for the Tigers. He was rated as the #20 prospect in the nation by **Baseball America** out of high school.

One of the most valuable and unsung pitchers in 2009 was righthander **Tomas Cruz** (Amarillo, TX). The senior righthander was versatile as a junior in that he provided innings in both long and short relief. He had a 3.33 ERA and .195 opponents' batting average in 46.0 innings pitched over 24 relief appearances.

Junior righthander **Alex Frederick** (Lagrangeville, NY) had a 3.72 ERA in six relief appearances in 2009 and will provide depth in the bullpen. Freshman lefty **Joseph Moorefield** (Woodruff, SC) red-shirted in 2009 and will also compete for innings in 2010.

Clemson added six freshman hurlers to the roster, five of which are righthanders. The lone lefthander is **Kevin Kyle** (Atlanta, GA). The graduate of Holy Innocents' Episcopal School won the Omaha Challenge competition among the pitchers in the fall.

Scott Firth (Buffalo Grove, IL), Clemson's first player from Illinois since 1991, was a 36th-round draft pick out of Adlai E. Stevenson School and is a strong candidate to make an immediate impact in 2010.

Dominic Leone (Norwich, CT) is another young righthander who will compete for a significant role in 2010. He was rated as the #1 high school prospect in



Senior righty Tomas Cruz had a 3.33 ERA and .195 opponents' batting average in 46.0 innings pitched in the 2009 season.

Connecticut by **Perfect Game** after a standout career at Norwich Free Academy.

Three more freshman righthanders added to the staff were **Mike Kent** (Springfield, VA), **Jonathan Meyer** (San Diego, CA), and **J.T. Wauford** (Midlothian, VA). Kent was a first-team all-state pick at West Springfield High School. Meyer was the section pitcher-of-the-year at Cathedral Catholic High School, while Wauford was a first-team all-state selection at The Steward School.

2010 Preseason Polls

Baseball America

Rk	School	2009 W-L	*Rk
1.	Texas	50-16-1	2
2.	Virginia	49-15-1	5
3.	Louisiana State	56-17	1
4.	Cal State Fullerton	47-16	4
5.	Rice	43-18	8
6.	Georgia Tech	38-19-1	20
7.	Florida	42-22	12
8.	California-Irvine	45-15	10
9.	Florida State	45-18	9
10.	South Carolina	40-23	25
11.	Texas Christian	40-18	14
12.	Coastal Carolina	47-16	---
13.	Louisville	47-18	15
14.	Arizona State	51-14	3
15.	Clemson	44-22	16
16.	Miami (FL)	38-22	---
17.	Arkansas	41-24	7
18.	East Carolina	46-20	17
19.	San Diego	29-25	---
20.	North Carolina	48-18	6
21.	Southern Mississippi	40-26	11
22.	Georgia	38-24	---
23.	UCLA	27-29	---
24.	Mississippi	44-20	13
25.	Oregon State	37-19	---

* - final ranking of 2009

Collegiate Baseball

Rk	School	2009 W-L	Pts	*Rk
1.	Texas	50-16-1	496	2
2.	Louisiana State	56-17	492	1
3.	Virginia	49-15-1	493	6
4.	Cal State Fullerton	47-16	492	7
5.	Arizona State	51-14	491	3
6.	Georgia Tech	38-19-1	486	18
7.	Florida State	45-18	483	10
8.	California-Irvine	45-15	482	9
9.	Florida	42-22	479	13
10.	Oregon State	37-19	475	24
11.	Rice	43-18	473	11
12.	Miami (FL)	38-22	470	20
13.	North Carolina	48-18	469	5
14.	Ohio State	42-19	467	25
15.	Texas Christian	40-18	464	17
16.	Clemson	44-22	462	15
17.	Coastal Carolina	47-16	459	---
18.	East Carolina	46-20	455	16
19.	Louisville	47-18	454	14
20.	UCLA	27-29	452	---
21.	Southern Mississippi	40-26	450	8
22.	Mississippi	44-20	446	12
23.	Arkansas	41-24	443	4
24.	San Diego	29-25	441	---
25.	Oklahoma	43-20	439	19

* - final ranking of 2009

Sports Weekly

Rk	School	2009 W-L	Pts	*Rk
1.	Texas (18)	50-16-1	760	2
2.	Louisiana State (10)	56-17	721	1
3.	Cal State Fullerton (2)	47-16	671	7
4.	Virginia (1)	49-15-1	665	5
5.	Florida State	45-18	575	10
6.	Rice	43-18	547	9
7.	California-Irvine	45-15	534	16
8.	Arizona State	51-14	497	3
9.	Florida	42-22	489	13
10.	Georgia Tech	38-19-1	484	18
11.	North Carolina	48-18	456	4
12.	Texas Christian	40-18	367	12
13.	Miami (FL)	38-22	355	20
14.	Oregon State	37-19	350	---
15.	Clemson	44-22	334	14
16.	Arkansas	41-24	289	6
17.	Mississippi	44-20	249	11
18.	East Carolina	46-20	224	15
19.	Coastal Carolina	47-16	203	23
20.	Louisville	47-18	192	17
21.	Ohio State	42-19	131	---
22.	Oklahoma	43-20	127	19
23.	San Diego	29-25	95	---
24.	Southern Mississippi	40-26	94	8
25.	Stanford	30-25	79	---

* - final ranking of 2009

Adkins, Rusty

Former Clemson great and infielder Rusty Adkins had his jersey retired and was inducted into the Clemson Baseball Ring of Honor during ceremonies prior to the Florida State game on April 24, 1998. Adkins is the only three-time All-American in Tiger baseball history, as he wore #3 from 1965-67.

Adkins hit safely in 41 consecutive games over two seasons, still tied for the fifth-longest streak in NCAA history and longest in Tiger history. He had to go to his last at-bat to get a hit just three times. In 23 of the games, he had at least two hits. He was 74-for-169 (.438) during the streak that lasted from April 10, 1965 to May 17, 1966.

The versatile player of the wooden-bat era hit .444 as a sophomore, a record that lasted until 2002, when National Player-of-the-Year Khalil Greene hit .470. Adkins hit .379 in his career, an ACC record for the wooden-bat era. He earned his degree from Clemson in industrial management in 1967 and later earned a master's degree from the Clemson-Furman MBA program in 1972. He is also a member of the state of South Carolina Athletic Hall of Fame.

In 2002, he was named to the ACC's 50-Year Anniversary team, the second-oldest Clemson athlete in any sport selected. Citing his age is a compliment to Adkins, as it shows how his accomplishments have stood the test of time.

All-Time NCAA Division I Hitting Streaks

Rk	Player	School	Year(s)	HS
1.	Robin Ventura	Oklahoma State	1987	58
2.	Phil Stephenson	Wichita State	1981	47
3.	Roger Schmuck	Arizona State	1971	45
4.	Chuck Abbott	Austin Peay	1996	42
5.	Rusty Adkins	Clemson	1965,66	41
	Todd Nace	Southern Mississippi	1989,90	41
	Michael Campo	Penn State	2000	41
8.	Brandon Caraway	Houston	1998,99	40
	Shane Robinson	Florida State	2004,05	40

All-Star Game MVP

The most impressive performance in a professional league all-star game in any sport by a former Tiger athlete was achieved on July 8, 1958. Pitching in his then home stadium in Baltimore for the American League, former Tiger Billy O'Dell faced nine National League batters and retired all nine over the last three innings, helping the American League to a 4-3 win.

The list of players O'Dell retired included five future Hall of Fame players, Willie Mays, Stan Musial, Hank Aaron, Ernie Banks, and Bill Mazerowski. He struck out two and allowed just one ball hit out of the infield. While the official history of Major League Baseball does not recognize an All-Star Game MVP until 1962, O'Dell was presented an MVP trophy that was sponsored by a local newspaper.

O'Dell pitched 13 years in the Majors between 1954-67. His best year was in 1962 when he had a 19-14 record, 195 strikeouts, and pitched 20 complete games for the San Francisco Giants. Only Warren Spahn had more complete games among National League hurlers. O'Dell was also fifth in the National League in strikeouts. Three of the four pitchers ahead of him were Sandy Koufax, Don Drysdale, and Bob Gibson.

O'Dell started game-one of the 1962 World Series against the Yankees and Whitey Ford. He lost that game, but he did record a save in game-four.

National League Batters Retired by O'Dell in 1958

Player	Play
Johnny Logan	L-9
Willie Mays	6-3
Lee Walls	4-3
Stan Musial	6-3
Hank Aaron	6-3
Ernie Banks	K
Frank Thomas	P-2
Bill Mazerowski	K
Del Crandall	P-4

Attendance

Clemson has been outstanding at Doug Kingsmore Stadium in terms of its record. Since it opened in 1970, the Tigers are 316-79 in ACC regular-season games, an 80.0 winning percentage, and 966-232 overall, an 80.6 winning percentage. That is 1,198 games played at Doug Kingsmore Stadium entering 2010.

In Jack Leggett's head-coaching career, the Tigers have accumulated a 463-114 (.802) overall record and 156-49 (.761) record against the ACC in the friendly confines the last 16 seasons.

That success can be attributed in part to the tremendous fan support from Tiger faithful. Clemson has finished each of the last 16 years in the top 20 in the nation in attendance. That includes top-10 finishes each of the last eight seasons. Clemson was #7 in the nation in 2009 with an average of 4,727 fans for its 36 home dates.


The Tiger single-game attendance record was set on Sunday, March 7, 2004 against #5 South Carolina. The attendance on that afternoon was 6,480.

To order season tickets, which includes a reserved seat with the season ticketholder's name on the seat and the right to reserve the seat if the Tigers host an NCAA Regional, call toll free at 1-800-CLEMSON.

Bagley, Sack

Sack Bagley has been a part of Clemson's baseball program since the early 1960s. He was an undergraduate student when he tried out for the team and then was a student manager under legendary Head Coach Bill Wilhelm.

Former Tiger lefty Billy O'Dell retired all nine batters he faced, including Hall of Famers Willie Mays, Stan Musial, Hank Aaron, Ernie Banks, and Bill Mazerowski, in the 1958 Major League All-Star game.



Clemson was seventh in the nation in average attendance in 2009. It was the eighth season in a row the Tigers finished in the top 10 in attendance.

When Wilhelm needed a freshman coach in 1966, he turned to Bagley, who had learned much about the game sitting in the dugout performing his managerial duties. In those days, Wilhelm was the only baseball coach and served as intramural program director. He had to wear many hats, but it also allowed Bagley to perform many duties, duties that would be done by a full-time assistant coach today.

Bagley coached the Clemson freshmen in 1966. Many of the players on his freshman team went on to play for the Tigers' 1967 ACC Championship team that posted a 29-9 record and #7 final national ranking. The highlight of that 1966 freshman season was a pair of victories over Georgia Tech, including a 7-0 win to close the season.

Bagley, who was the head football coach at nearby Pendleton High School, now works every Tiger home game serving as the official scorer, a duty that was held by longtime friend and colleague Bob Bradley, and travels to most road games.

Bradley Award

For the 10th year in a row, the Tiger MVP of the Clemson-South Carolina series will receive the Bob Bradley Award. The award is given to the top Tiger in the three-game series between the two teams each year. South Carolina's top player is presented the Tom Price Award. The presentation is made after the final regular-season game between the two teams.

Both Bradley and Price had a tremendous positive influence on the baseball programs at Clemson and South Carolina as the school's sports information directors. Bradley passed away on October 30, 2000. He served as the Tigers' baseball SID for 45 years and still served as Clemson's official scorer for most of the 2000 season. He also was inducted into Clemson's prestigious Ring of Honor in 2005. Price passed away on February 1, 2008 at the age of 81 after 45 years of service to the Gamecock program.


The 2009 Bob Bradley Award winner was outfielder Kyle Parker. He was 6-for-15 (.400) with two doubles, one homer, seven RBIs, four runs, and three walks in four starts.

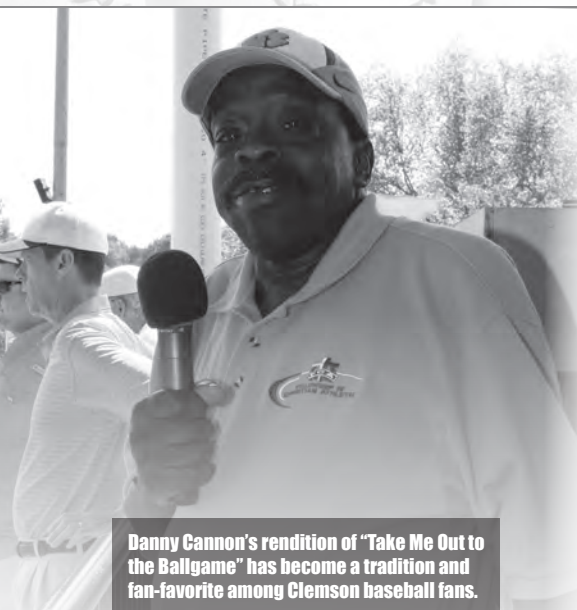
Bush, George

Not the 43rd United States President, but the 41st President played baseball against Clemson. During the 1947 NCAA Tournament, the Tigers traveled to Yale for an Elite Eight game with the Bulldogs and first-baseman George Bush. Bush went 1-for-4 that day in helping Yale to a 7-3 victory, allowing Yale to advance to the College World Series (then only four teams). It ended Clemson's Southern Conference Championship season at 24-5. Years later when he came to Clemson to speak, Sports Information Director Bob Bradley presented Bush with a laminated and framed copy of the scorebook from that game.

Cannon, Danny

A popular Clemson baseball tradition that began in the late 1990s was the singing of "Take Me Out to the Ballgame" during the "Seventh-Inning Stretch." The singer of this popular baseball tune is Danny Cannon, Clemson's version of Harry Caray.





Danny Cannon's rendition of "Take Me Out to the Ballgame" has become a tradition and fan-favorite among Clemson baseball fans.

Cannon is a fan-favorite who works in many capacities at Clemson. By day, he is an assistant manager for day-to-day operations in the Tigers' athletic facilities, a job he has held for 17 years. He lends a helping hand in whatever needs to be done.

After the 55-year-old, die-hard Tiger fan preps the stadium for gameday, he boisterously cheers on Clemson from his perch above the first-base dugout during the game. However, his highlight of each game is when he grabs the mic and gives it his all for his unique rendition of "Take Me Out to the Ballgame."

Cannon, who is retired from the Army after driving tanks among other duties for 20 years, then resumes his cleanup role after each game. He stays long after each Tiger fan has gone home to ensure that Doug Kingsmore Stadium is ready for Clemson's next home game.

Chapman, Tommy

Atlanta resident Thomas F. Chapman, retired chairman and CEO of Equifax, Inc., gave Clemson University \$2 million to form a leadership program in the College of Business and Behavioral Science and to expand and enhance Doug Kingsmore Stadium.

One-million dollars of the gift will support the Thomas F. Chapman Leadership Scholars Program and \$1 million was used to build the Thomas F. Chapman Grandstand, adding 1,000 seats to Clemson's baseball stadium.

As a student-athlete, Chapman received an IPTAY scholarship that funded his Clemson education. "I believe in paying back what is given to you," he said. "My athletic scholarship provided me an outstanding college experience and a future career in professional baseball upon graduation, as well as a quality education."

Chapman graduated from Clemson with an economics degree in 1965. While at Clemson, he was a two-time All-ACC pitcher, including a first-team selection in 1965 when he led the ACC in strikeouts (100). In his three years in a Tiger uniform, he had a combined 12-7 record and 3.12 ERA.

Upon graduation, he became the first Tiger to be selected in the Major League draft when he was taken by the Philadelphia Phillies in 1965. He played professional baseball until April of 1968, when he was called to active military service.

Additional seating at Doug Kingsmore Stadium was the top need for students and season ticketholders. The Thomas F. Chapman Grandstand, completed prior to the 2010 season, has added 500 seats for students. An additional 500 grandstand seats are available for season ticketholders.

Coaching Consistency

One element that a Clemson baseball player can depend on when he comes to Tigertown is consistency in coaching and winning. Clemson has had just two head coaches since the 1958 season. Bill Wilhelm guided the Tigers for 36 years (1958-93) and Jack Leggett, who had been the head coach at Western Carolina and an assistant under Wilhelm for the two years prior to his retirement, has been at Clemson as head coach for the past 16

years. That is 52 consecutive non-losing seasons for the Tiger program.

A look to the NCAA recordbook shows that Wilhelm is tied for 15th in victories in NCAA Division I history with 1,161. Gene Stephenson, who is still active as the head coach at Wichita State, has 1,683 wins in his 32 years, all with the Shockers.

Conference

Clemson is a member of the Atlantic Coast Conference. The Tigers were charter members of the league, which started in the 1953-54 academic year. Prior to that year, Clemson was in the Southern Conference from 1921-53. Clemson was in the Southern Intercollegiate Athletic Association before then and has been a charter member of every conference with which it has been affiliated.

Clemson has won the ACC regular-season title 21 times in 56 previous years, more than any other school. The Tigers have also won nine tourney titles, more than any other school, and been to the finals 21 times, also a league-high. Overall, Clemson has been the declared ACC Champion 14 times, again more than any other school.

Competition in the ACC took a step up in 2005, when Miami (FL) and Virginia Tech were added to the conference. Then in 2006, Boston College joined the league as the 12th member. ACC members still play 30 conference games, meaning each team will not play one other team during the regular season. The Tigers will not face Miami (FL) in 2010.

Every Inning

One of the most difficult team accomplishments in baseball is to score at least one run in every inning. It has happened just five times in Tiger history. Only once was Clemson the visiting team so that it scored in nine different innings.

The first time it happened was at Clemson on May 16, 1950, when the Tigers beat South Carolina 18-9 in a nine-inning game. Clemson actually scored five runs in the second, one in the fourth, and exactly two in the other six innings. The Tigers accomplished the feat in a 26-0 win over South Carolina in 1960 at Clemson and in a 15-4 victory over Buffalo in 1969 at Clemson. Both of those games were seven-inning contests.

The only time Clemson accomplished the feat over nine innings in a road game took place on March 19, 1974 in a 24-2 win at Florida. That was an odd linescore, as Clemson scored seven runs in the fifth inning, 10 runs in the seventh inning, and exactly one run in the other seven innings.

Clemson last accomplished the feat at Duke on April 9, 1988 in a 10-3 game that lasted seven innings.

Scoring in Every Inning

Date	Opponent	Inn.	W-L	Score
5-15-50	South Carolina	9	W	18-9
4-25-60	South Carolina	7	W	26-0
3-29-69	Buffalo	7	W	15-4
3-19-74	at Florida	9	W	24-2
4-9-88	at Duke	7	W	10-3

Note: Home games in **bold**.

Ezell, Doc

Doc Ezell threw the first no-hitter in Clemson history when he no-hit Erskine on April 15, 1913. The game was played on Bowman Field, the field in front of Tillman Hall. He faced just 28 batters and struck out 12. Not only did he throw a no-hitter, he also hit a home run in the seventh inning. He is the only Tiger to throw a no-hitter and hit a home run in the same game.

One of the odd facts in Tiger history involves Erskine. Clemson's first no-hitter was thrown against the Flying Fleet and the first no-hitter against Clemson was thrown by Erskine.

Guyon, Joe

Joe Guyon was a Native American that attended Carlisle Indian School (1912,13) and was a teammate of the great Jim Thorpe. Guyon also played two years on the gridiron under John Heisman at Georgia Tech and played on the 1917 National Championship team.

Guyon had the distinction of playing both professional football and baseball, and he was also named to the National Football Foundation Hall of Fame and the NFL Hall of Fame. An injury in baseball ended his playing career. From 1928-31, Guyon was Clemson's head baseball coach. He had a 42-36-3 (.537) record in four seasons in Tigertown.

Heisman, John

The man whose name is most recognized with college football holds a unique distinction at Clemson. Many people know that he was the head football coach for four seasons at Clemson, posting a 19-3-1 record, still the best winning percentage in Tiger football history.

But he also served as the head baseball coach at Clemson between the 1901-03 seasons. Heisman, who was Clemson's second baseball coach, had a record of 28-6-1 (.814). It still holds today as the best winning percentage in Tiger history. Thus, he has the winning-percentage record in both baseball and football at Clemson.

In late 1903, Georgia Tech, who had suffered a 73-0 loss to Heisman's gridders that same season, offered the young coach \$2,250 plus 30 percent of the net gate to coach football. Unfortunately for Clemson, he accepted.

Howard, Frank

Frank Howard is synonymous with Clemson football. But most people do not know that Howard was the baseball coach in 1943 and did quite well. He led the Tigers to a 12-3 record. The 80.0 winning percentage is one of the highest by any coach in Clemson baseball history.

The native of Barlow Bend, AL won 165 football games in 30 seasons at Clemson and was inducted into the College Football Hall of Fame in 1989. He served Clemson for 65 years, including as the track coach from 1931-39 and athletic director from 1940-71, all the while being the school's best-known ambassador.

Howard died at the age of 86 on January 26, 1996. His ability to "bring the house down" when he spoke with his homespun oratory will forever be remembered by players, coaches, sports-writers, and fans alike.



The Thomas F. Chapman Grandstand, constructed prior to the 2010 season, added 1,000 permanent seats to Doug Kingsmore Stadium. Chapman (right) was a two-time All-ACC lefthander during the 1960s under Bill Wilhelm (left).

In 2009, Clemson hosted an NCAA Regional for the 10th time in Jack Leggett's 16 seasons as head coach at Clemson. The Tigers, who captured the 2009 Clemson Regional Championship, have a 36-6 NCAA Tourney record at home under Leggett.

IPTAY

IPTAY stands for "I Pay Ten a Year," the original name with a meaning deriving from the minimum contribution of its donors when the organization began in 1934. It is the Clemson athletic department's scholarship fundraising organization. It raised over \$19 million and had over 15,000 donors in 2008-09. The executive director of IPTAY is Bert Henderson.

In the 1990s, IPTAY added two clubs to create an influx of youth into the organization. The Tiger Cub Club and Collegiate Club allow young and college-age Tigers to be a part of IPTAY. These two clubs are the largest of their kind in the country. Call (864) 656-2115 to reach the IPTAY office, located at the northwest corner of Memorial Stadium.

Legend of Clemson Baseball

For 36 seasons (1958-93), Bill Wilhelm led the Tiger program to 1,161 wins, making him the fifth-winningest coach in Division I history at the time of his retirement. But perhaps the most amazing stat of all is that Wilhelm never had a losing season.

Wilhelm's coaching career spanned nine United States Presidents, from Dwight Eisenhower to Bill Clinton. He coached 100 players that signed professional contracts, 20 All-Americans, and 88 First-Team All-ACC players.

Wilhelm also coached Clemson teams to six College World Series and 11 ACC titles. No other ACC baseball coach has more than four ACC titles. He still comes to most of the home games, unless he has a golf match he thinks he can win.

Believe us, there is nothing like watching a baseball game with Wilhelm. It is like going to Fenway Park or Wrigley Field. You have to do it at least once in your life. For more on the career of the legendary coach, see page 167.

Raleigh, NC

This ACC city has been the site of two of Clemson's most bizarre wins and one of the best individual performances in history. On April 7, 1979, Clemson scored 18 runs in the top of the ninth inning and defeated N.C. State 41-9. The 41 runs remain the most runs scored by one team in a game in ACC history.

Tiger Hall of Famer Neil Simons led the attack with three homers and a school-record-tying 10 RBIs. He hit a grand slam in the 18-run ninth inning. Robert Bonnette and Tony Masone each had five hits to pace the 27-hit attack. Every Tiger in the batting order had at least one hit, one run, and one RBI. In fact, eight had at least three runs and seven had at least three RBIs.

Sixteen years and one week later (April 14, 1995), Clemson scored 11 runs in the top of the ninth inning and went on to a 17-15 win at N.C. State in extra innings. It is the greatest deficit overcome to gain victory in Tiger history. Clemson trailed 15-4 entering the top of the ninth, then scored the 11 runs to tie the score, even after the leadoff batter was retired. Clemson scored two runs in the 10th inning to gain victory. Future Major Leaguers Shane Monahan (three-run homer) and Matthew LeCroy (four RBIs) provided the big hits in the ninth. Another future Major Leaguer, Scott Winchester, earned the win.

Then 10 years and nine days later (April 23, 2005), freshman second-baseman Taylor Harbin had one of the best games by a Tiger in history. Against the Wolfpack in Raleigh, he went

5-for-5 with three home runs, eight RBIs, and five runs scored to lead the Tigers to a 16-9 victory. The three home runs came on consecutive pitches over three at-bats. Harbin became the fifth Tiger to hit three homers in an ACC game. Three of Clemson's six occurrences have taken place at N.C. State's Doak Field.

Harbin added a triple and single, as he only lacked a double for the cycle. Ironically, he led the ACC in doubles in 2005. The three homers tied a school record held by many, while his 16 total bases broke the Tiger record of 15 that was established by Dick Hendley in 1951.

Regional Hosts

The 2009 season marked the 12th time in history that Clemson played host to an NCAA Regional at Doug Kingsmore Stadium. Clemson has a 39-8 record in NCAA Tournament games at home, including 34 wins in the last 38 games. One of the losses during that span came to Southern California, who defeated the Tigers 8-5 on May 23, 1998. That Trojan team went on to win the national title.

Clemson first hosted an NCAA Regional in 1980. The Tigers swept through three games that year, including a 17-12 win over rival South Carolina that clinched Clemson's trip to Omaha.

Clemson has celebrated a trip to Omaha by winning a regional on its home field six times, including each of the last five times it has advanced to the College World Series.

Clemson has played host to a regional in 10 of the 16 years Jack Leggett has been head coach. The Tigers have a 36-6 NCAA Tournament record at home under Leggett. The 1994 and 1998 seasons are the only years Clemson failed to advance from a regional played at home under Leggett.

Clemson did play an NCAA Tournament "play-in" game at the end of the 1954 season, but the official NCAA recordbook does not consider that to be an NCAA Tournament game. That year, Clemson lost to Virginia Tech 11-10 in a game at Clemson, then traveled to Blacksburg two days later and lost 7-1.

Clemson's Home NCAA Regionals Since 1994 (36-6)

Year	Teams	NCAA Tourney	W-L	Attendance
1994	6	Regional	2-2	20,708
1995	6	Regional	4-0	25,600
1996	6	Regional	4-0	20,797
1998	6	Regional	1-2	19,022
2000	4	Regional	3-0	15,770
	2	Super Regional	2-0	12,700
2001	4	Regional	3-0	16,256
2002	4	Regional	3-0	18,435
	2	Super Regional	2-1	15,953
2005	4	Regional	3-0	21,485
2006	4	Regional	3-0	26,287
	2	Super Regional	2-0	11,234
2009	4	Regional	4-1	30,073

Two-Sport Tigers Under Jack Leggett

Most Tiger fans are aware of Kyle Parker's prowess in two sports at Clemson. On the diamond, Parker was a First-Team All-ACC player in 2008 when he should have been a senior in high school. He also reached 25 career home runs in 103 games,

quicker than any other Tiger in history. As a red-shirt freshman on the gridiron in 2009, he led Clemson to nine wins and was a second-team freshman All-American thanks to passing for 2,526 yards and 20 touchdowns.

But Parker is not the only Tiger baseball player who has experienced success in two sports during Head Coach Jack Leggett's tenure (1994-09). Two have been placekickers, ironically the same position that Leggett played during his two-sport days at Maine. Matt Padgett (1996-98) was a career .318 hitter with 28 homers and 137 RBIs in 167 games, and he was also Clemson's starting placekicker in 1996. Jeff Sauve (1992-95) was a standout reliever who had an 18-7 record and 4.09 ERA in 204.2 innings pitched in his career. He was also the starting placekicker in 1995 when he was 15-20 on field goals.

C.J. Gaddis (2004), Joe Don Reames (1999), Andre Humphrey (1994), and Dexter McCleon (1993,94) are four more Tigers who donned two different uniforms under Leggett. McCleon played 90 games over two baseball seasons and helped quarterback the Tigers to a nine-win campaign in 1993 before eventually playing in the NFL as a cornerback. In his 10 years (148 games) in the NFL, McCleon totaled 31 interceptions.


Uniform Uniqueness

Under legendary Head Coach Bill Wilhelm and up to today, Clemson has had a uniform uniqueness. The first aspect of the uniform stressed by Wilhelm was the word itself (uniform), which means "the same." Wilhelm wanted all his players to look consistent and not have different pant lengths, different colored undershirts, etc. So he, with the help of some ideas from players and coaches, came up with "uniform" aspects that have stuck.

Wilhelm came up with the idea of wearing white shoes from Joe Lutz, who was the coach at Southern Illinois in the 1960s. Lutz was also the first to have female bat girls. Wilhelm liked those ideas, and the two have been with the Tiger program ever since.

But perhaps the most synonymous part of Tiger baseball is the long pants. Clemson was one of the first schools to wear non-wool uniforms. The Tigers wore nylon uniforms starting in 1968. This and having the long pants was done from the advice of a former Major Leaguer's (Rick Rickard's) father, who was a doctor. Wilhelm read an article by Dr. Rickard saying how there was so much pressure being put around the upper portion of the lower leg due to wrapping rubber bands to keep players' socks from falling and having the elastic around the bottom of the pant legs.

A few years later, Bill Foley, a Tiger catcher in the mid-1970s, had just returned from a tournament in Japan. He had received a pair of long pants from Rawlings and wore them to practice one day before the 1976 season. Foley liked the nylon stretched pants and Wilhelm followed suit. Wilhelm liked how the pants



Dexter McCleon, like current Tiger Kyle Parker, was a two-sport standout at Clemson in the 1990s. McCleon also played 10 years in the NFL.

did not have a zipper and how they were custom-made. He also liked that players could wear low socks and how that saved time and money from using the customary sanitary socks. Wilhelm decided to experiment with the long pants in 1978.

The jerseys were unique as well because they did not tuck in. They were designed by Wilhelm to be worn outside and over the pants. They had a two-inch elastic band at the bottom. Wilhelm wanted to eliminate belts and did not want players to have to undo belts and tuck them in, especially after head-first slides.

Since then, Clemson has had a tradition of wearing white pants for all games, home and away, much to the chagrin of equipment managers.

Winningest Division I Programs

Clemson has more all-time wins than any other ACC school and is eighth in history with 2,479 according to the 2010 NCAA recordbook. Clemson enters its 113th season with a 2479-1371-30 record for a 64.3 winning percentage.

Florida State is second to Clemson in wins among ACC teams and is ninth among all teams with 2,478 wins. North Carolina is 11th with 2,441 wins and Miami (FL) is 23rd with 2,238 victories.

You can stump some people with the answer to the question, "Who is the all-time leader?" The answer is the team Clemson beat in one of the longest NCAA Tourney games in history, a 3-2 win over Fordham that took 19 innings to complete in the 1988 NCAA Northeast Regional at New Britain, CT. The Rams, who have been playing college baseball for 149 years, have an all-time record of 4022-2018-50.

Winningest Division I Baseball Programs

Rk	School	Years	W	L	T	Win %
1.	Fordham	149	4022	2018	50	.665
2.	Texas	113	3147	1101	31	.739
3.	Southern California	115	2645	1419	28	.650
4.	Michigan	136	2629	1469	36	.640
5.	Stanford	116	2589	1627	35	.613
6.	Arizona State	98	2585	1243	7	.675
7.	Arizona	104	2500	1325	23	.653
8.	Clemson	112	2479	1371	30	.643
9.	Florida State	62	2478	910	11	.731
10.	Washington State	114	2473	1511	6	.621
11.	North Carolina	120	2441	1477	37	.622
12.	Harvard	142	2386	1554	35	.605
13.	Minnesota	121	2349	1409	25	.624
14.	California	118	2332	1743	21	.572
15.	Alabama	116	2326	1376	23	.628
16.	Illinois	130	2322	1488	38	.608
17.	Texas A&M	107	2312	1314	41	.636
18.	Mississippi State	120	2308	1336	27	.632
19.	Fresno State	81	2300	1329	8	.633
20.	Ohio State	126	2298	1472	40	.608
21.	Oklahoma State	98	2290	1133	4	.669
22.	Notre Dame	117	2248	1331	20	.627
23.	Miami (FL)	65	2238	890	18	.714
24.	Oklahoma	104	2236	1302	11	.632
25.	Yale	145	2215	1955	39	.531

Wins Over Top-Ranked Teams

Clemson has defeated the #1 team in the nation in baseball 10 times, more than any other sport on the Tiger landscape. That list of 10 wins includes four over Miami (FL), more than any other opponent. All four of those wins took place away from Clemson.

Clemson gained its 10th win over a top-ranked team in 2006 when the Tigers defeated a South Carolina team that was ranked #1 according to *Collegiate Baseball*. It was the first time Clemson defeated a top-ranked Gamecock team in any sport.

Clemson's first wins in history over the #1 team in the nation in any sport took place at Miami (FL) in an NCAA Tournament game in 1977 on consecutive days. The Tigers downed the top-ranked Hurricanes on May 21 and May 22 of 1977 to advance to the College World Series.

The Tigers also defeated a top-ranked Hurricane squad in 1986 in consecutive regular-season games at Greenville (SC) Municipal Stadium. The Tigers defeated the Hurricanes 7-4 and 9-5, wins many felt would get Clemson into the then 40-team NCAA Tourney. But the 42-21 Tigers were denied, the last year Clemson has failed to reach the tournament.

The baseball program has 10 of the Clemson sports program's 23 all-time wins over top-ranked teams. The men's soccer team is second (5).

One of the more unusual circumstances surrounding the nation's #1 team took place in 1994. In what is believed to be the only time two top-ranked teams faced each other, Clemson beat Georgia Tech twice in three games at Atlanta, GA. Clemson

entered that series ranked #1 by *Collegiate Baseball* and *Sports Weekly*, while Georgia Tech entered the series #1 by *Baseball America*. That was Jack Leggett's first year as Tiger head coach.

Clemson Baseball Wins Over Top-Ranked Teams

Date	Opponent	Site	Score
5-21-77	Miami (FL)	Coral Gables, FL	7-2
5-22-77	Miami (FL)	Coral Gables, FL	10-9
5-10-86	Miami (FL)	Greenville, SC	7-4
5-11-86	Miami (FL)	Greenville, SC	9-5
5-17-93	Georgia Tech	Greenville, SC	9-8
5-13-94	Georgia Tech	Atlanta, GA	9-8
5-15-94	Georgia Tech	Atlanta, GA	7-4
6-4-96	Alabama	Omaha, NE	14-13
4-10-99	Florida State	Tallahassee, FL	8-4
4-5-06	South Carolina	Columbia, SC	3-2

World Series Champions & All-Stars

Clemson has had four different former players win Major League World Series Championship rings. The first to do it was Flint Rhem, who was a member of the Saint Louis Cardinals, champions of 1926 and 1931. Rhem was a pitcher who had a 20-7 record during the 1926 season, the most wins by a National League pitcher that year.

Tim Teufel was a member of the New York Mets in the 1986 season, the year they defeated the Boston Red Sox to win the World Series Championship. He hit .247 in 93 games for the Mets that year. Teufel played 1,073 games in his Major League career.

Mark Davidson gave the Tigers a World Series Champion two years in a row when he played on the Minnesota team that won it all in 1987. Davidson played 102 games and hit .267 that season, his second year in the Majors.

Jimmy Key has had the most impressive World Series career of all the former Tigers. He played on the 1992 Blue Jays and the 1996 Yankee teams that won the World Series. He holds the distinction of being the only pitcher to gain the clinching victory in two different World Series in the 1990s. He was 2-0 in the 1992 World Series, winning game #4 and game #6, the latter in relief. He was 3-1 with a 2.50 ERA during his World Series career.

Clemson has had two former players participate in the Major League All-Star game. Billy O'Dell, a star pitcher for Clemson in the 1950s, is the only former Tiger to earn MVP honors in the All-Star game. He earned the victory and pitched 3.0 scoreless innings in the 1958 game at Baltimore, MD. He was a member of the Orioles at the time, so that was quite a special afternoon. O'Dell also played in the 1959 All-Star game.

Key is the other former Tiger to play in an All-Star game. He was chosen four times, including 1985, his rookie year. He was also chosen in 1991, 1993, and 1994. He is third to Brian Dawkins and Michael Dean Perry in Clemson athletic history in terms of All-Star game selections at the professional level. Dawkins made his eighth Pro Bowl appearance after the 2009 season, while Perry played in six Pro Bowls.

Clemson has had just two head coaches in the last 52 years. Bill Wilhelm (left) totaled 1,161 victories from 1958-93, while former Western Carolina Head Coach Jack Leggett (right) has accumulated 724 wins at Clemson from 1994-09. Therefore, the two have combined for 1,885 of the Tigers' 2,479 all-time victories (76 percent), eighth-most in Division I history.



Jimmy Key (1980-82) was a four-time Major League All-Star and two-time member of the World Series Champions with the Blue Jays and Yankees. He was on hand to throw out a "first pitch" prior to a Tiger home game in 2009.

7 | Jack Leggett

Head Coach
17th Season at Clemson
31st Season Overall
Maine '76

Jack Leggett is no stranger to success. In 16 seasons, he has led Clemson to 724 victories (45.3 per season), 15 NCAA Tournament appearances, and five College World Series berths. Clemson is the seventh-winningest program in the nation during his time as head coach.

The enthusiastic mentor, who turns 56 on March 5, has not built up that win total against easy competition. Of his 724 wins, 195 (27 percent) have come against teams ranked in the top 25 of at least one of the three major polls. He also has 101 wins over top-10 teams and 56 in NCAA Tournament competition.

The South Burlington, VT native has been with the Clemson program since the 1992 season. He served as recruiting coordinator and assistant head coach under Bill Wilhelm in 1992 and 1993. He was a major contributor to a pair of Clemson teams that were ranked in the final top 20 of every poll and advanced to NCAA Regionals. The Tigers also won the ACC Tournament title in 1993.

The word "championship" is also in the lexicon of terms when summarizing Leggett's 16 years as head coach in Tigertown. In 1994, Clemson won the ACC regular-season title and went on to win the tournament

title as well. In 1995, the Tigers repeated as ACC regular-season champions and won the NCAA East Regional title. The 1996 season brought Clemson another NCAA Regional title and a second consecutive berth to the College World Series. In 1999, Clemson won four games in two days to capture the Fayetteville (AR) Regional.

In 2006, the Tigers captured the Atlantic Division title with a 24-6 record and then won the ACC Tournament Championship. The Tigers also won regional titles

in 2000, 2001, 2002, 2005, 2006, 2007, and 2009. Leggett guided Clemson to the College World Series in 2000, 2002, and 2006 as well.

Six of the 16 years have seen the Tigers finish in the top 10 of all three major polls, and there has been at least one top-25 final ranking in 13 of the 16 seasons under Leggett.

For his accomplishments, he was named ACC Coach-of-the-Year in his first two seasons (1994,95). He is one of a few coaches in ACC history, regardless of sport, to be named ACC Coach-of-the-Year in each of his first two seasons. He also earned the same honor in 2006 when Clemson won the ACC title.

His demeanor is one of aggressiveness and passion for the game. One can see Leggett sprinting to the

third-base coaching box between innings and charging into the pregame huddle to get his players fired up. He expects the same intensity and has gotten that out of his players.

His Tigers have shown excellence in all areas of the game in his 16 seasons. His first year (1994) as Clemson's head coach was truly remarkable. With just three starters returning in the field, Clemson was unranked in the preseason top 20, but it quickly reached the top 20 of every poll with a two-game sweep of #9 Tennessee. Those were the first two of 19 wins over top-25 teams.

The 1994 Tigers (57-18) won a record 13 straight ACC games to open the season and ended the year with a 20-4 league ledger. After two wins over Miami (FL) in April of 1994, Clemson ascended to the #1 ranking in the nation according to **Collegiate Baseball**. It was just the second #1 ranking in school history.

Leggett's Tigers won the 1994 ACC regular-season title, then they captured the ACC Tournament title by winning four games against top-20 teams. It was just the fifth time in school history that the Tigers won the regular-season and ACC Tourney titles in one year. As a result, Clemson was rewarded as a regional host for the first time in 13 years.

Clemson was eliminated in the NCAA Regional, but it still concluded 1994 as the nation's winningest team. The summer following that season, Leggett was chosen to the University of Maine Hall of Fame.

In 1995, his Tigers had a 54-14 record, due in part to an offense that was in the top 10 in the nation in scoring (8.4 runs per game). The team also had six players who would go on to play in the Major Leagues. In 1996, the season ended with the Tiger pitching staff owning the best ERA (3.03) in the nation. With a record of 51-17, Clemson was fourth in the nation in wins.

The 1996 team also produced eight Major League draft picks, including seven in the first 17 rounds. Included in those selections were pitchers Kris Benson, the #1 overall pick, and Billy Koch, the #4 overall pick. It was only the second time in the history of the draft, which dates to 1965, that one school produced two of the first five picks.

In 1998, Clemson reached #3 in the nation and finished as high as #19. In 1999, Clemson was 6-6 against top-10 teams, even though just one of the 12 games was played at Doug Kingsmore Stadium.

In 2000, Clemson climbed to the #1 ranking by **Collegiate Baseball** after opening the season 23-3. The Tigers traveled back to Omaha for the first time in four seasons. Clemson went 1-2 in the College World Series after sweeping its way through the regional and super regional rounds. Clemson ended the year with a 51-18 record and finished second in the ACC. Clemson

The Leggett File

Full Name: Jackson Scott Leggett

Born: March 5, 1954 in Bangor, ME

Education: Bachelor's degree in physical education and minor in history at Maine (1976)...master's degree in teacher education at Vermont (1980).

Playing Experience: Four-year letterman (baseball) at Maine (1973-76)...three-year letterman (football) at Maine (1974-76).

Coaching Experience: Head coach at Vermont (1978-82)...head coach at Western Carolina (1983-91)...assistant head coach at Clemson (1992,93)...head coach at Clemson (1994-09).

Family: Son, Tanner (26), and daughter, Colby (24)...wife, Karen...Karen has three daughters, Kyla (28), Kristen (27), and Kacie (25), and a son, Kenny (21).



Jack and Karen Leggett with (from left to right) Kenny, Kristen, Kacie, Kyla, Tanner, and Colby.

Leggett's Coaching Record

Year	School	Position(s)	W-L	NCAA
1978	Vermont	HC	11-9	
1979	Vermont	HC	12-11	
1980	Vermont	HC	12-16	
1981	Vermont	HC	22-15	
1982	Vermont	HC	18-10	
1983	Western Carolina	HC	25-20	
1984	Western Carolina	HC	37-20	
1985*	Western Carolina	HC	37-35	Regional
1986*	Western Carolina	HC	33-28	Regional
1987*	Western Carolina	HC	36-20	Regional
1988*	Western Carolina	HC	38-24	Regional
1989*	Western Carolina	HC	23-31	Regional
1990	Western Carolina	HC	37-25	
1991	Western Carolina	HC	36-26	
1992	Clemson	AHC,RC	50-14	Regional
1993*	Clemson	AHC,RC	45-20	Regional
1994*	Clemson	HC	57-18	Regional
1995	Clemson	HC	54-14	CWS
1996	Clemson	HC	51-17	CWS
1997	Clemson	HC	41-23	Regional
1998	Clemson	HC	43-16	Regional
1999	Clemson	HC	42-27	Super Regional
2000	Clemson	HC	51-18	CWS
2001	Clemson	HC	41-22	Super Regional
2002	Clemson	HC	54-17	CWS
2003	Clemson	HC	39-22	Regional
2004	Clemson	HC	39-26	Regional
2005	Clemson	HC	43-23	Super Regional
2006*	Clemson	HC	53-16	CWS
2007	Clemson	HC	41-23	Super Regional
2008	Clemson	HC	31-27-1	
2009	Clemson	HC	44-22	Super Regional

* - conference champion

Seasons as a full-time NCAA coach:	32
Winning seasons:	30
NCAA Tournament appearances:	22
Record as an assistant coach:	95-34 (.736)
Record as a head coach:	1101-621-1 (.639)

Head Coaching Record By School

School	Seasons	Years	W-L	Win %
Vermont	5	1978-82	75-61	.551
Western Carolina	9	1983-91	302-229	.569
Clemson	16	1994-09	724-331-1	.686
Totals	30	1978-91,94-09	1101-621-1	.639

Clemson Head Coaching Record

Year	Overall	ACC	Finish	NCAA
1994^	57-18	20-4	1st	Regional
1995	54-14	20-4	1st	CWS
1996	51-17	17-7	2nd	CWS
1997	41-23	13-10	4th	Regional
1998	43-16	14-9	T-2nd	Regional
1999	42-27	13-10	3rd	Super Regional
2000	51-18	17-7	2nd	CWS
2001	41-22	17-7	2nd	Super Regional
2002	54-17	16-8	4th	CWS
2003	39-22	15-9	T-3rd	Regional
2004	39-26	14-10	T-4th	Regional
2005	43-23	21-9	2nd	Super Regional
2006^	53-16	24-6	*1st	CWS
2007	41-23	18-12	*2nd	Super Regional
2008	31-27-1	11-18-1	*4th	-----
2009	44-22	19-11	*2nd	Super Regional

* - Atlantic Division; ^ - ACC Tournament Champion

claimed 14 wins over top-25 teams, including 11 wins against top-10 teams.

The 2001 season saw Clemson triumph over adversity. The Tigers suffered a five-game losing streak along with the unexpected loss of seniors Patrick Boyd and Mike Proto to injury. But Clemson finished second in the eliminated and was a step away from Omaha before being eliminated by eventual National Champion Miami (FL).

In 2002, Leggett received region coach-of-the-year honors by **ABCA**, as the Tigers were 54-17 and finished

tied for third in the nation in Omaha. That team also featured eight draft picks, including unanimous National Player-of-the-Year Khalil Greene. Greene set the national career record for doubles (95) and finished second in hits (403).

In 2003, Clemson continued to win close games, as the Tigers were 15-5 in games decided by two runs or less. Michael Johnson went from undrafted out of high school to a second-round pick, as he finished his career with 58 homers, third-most in Tiger history. All four starting infielders also earned First or Second-Team All-ACC honors.

The 2004 campaign was one of adversity overcome, as Clemson started 9-10 but went 18-4 in its next 22 games. The team played in the Athens (GA) Regional and overcame a seven-run deficit to host Georgia to stay alive. But the Bulldogs rallied in the title game to claim the crown. He also coached nine Tigers who were selected in the 2004 draft.

The 2005 Tigers played one of their toughest schedules in history, which included 42 of their 66 games against teams that played in the NCAA Tourney. Clemson still managed to come within one win of a trip to the College World Series, falling in three games at Baylor in the Waco Super Regional. Clemson was 19-9 against top-25 ranked teams and won 21 ACC regular-season games, finishing in second place in the ACC standings.

In 2006, Clemson had the best ACC record (24-6) and won the ACC Tournament title. The Tigers later advanced to the College World Series and finished ranked #5 in all three polls with a 53-16 record, including a 26-9 mark against top-25 ranked teams. Clemson had a 3.26 ERA, the sixth-best figure in the nation, one of many reasons Leggett was named ACC Coach-of-the-Year. Tyler Colvin and Andy D'Alessio were both first-team All-Americans, while Josh Cribb earned third-team honors. Colvin (#13 overall pick) was one of 10 Tigers selected in the 2006 draft as well.

Clemson continued its postseason success in 2007 when it advanced to the Starkville (MS) Super Regional after winning the Myrtle Beach (SC) Regional with a 3-0 record. The squad had a 41-23 record and finished in the top 15 of all three major polls. D'Alessio tied the school record with 59 career homers. He was one of a school-record 11 draft picks from the 2007 team, five of which were taken in the first three rounds. Lefthander Daniel Moskos was the #4 overall pick of the draft.

In 2009, Leggett directed the Tigers to another super regional after the Tigers won the Clemson Regional in dramatic fashion. The Tigers trailed 5-1 in the seventh inning of the championship game against Oklahoma State before they rallied for a 6-5 win thanks to Kyle Parker's two-out, two-run single in the eighth inning. Clemson did not lose more than two games in a row all year and finished #5 in the nation in ERA. The Tigers also had nine draft picks in 2009.

Heading into 2010, Leggett has 1,101 career wins. He is the seventh-winningest active Division I head coach in the nation. He reached the 1,000-win mark in Clemson's 5-0 win at Maryland on March 25, 2007 to become just the 29th head coach in Division I history to reach 1,000 career wins. At the age of 53, he also became the second-youngest coach to reach that mark.

Leggett has a 76-59 record against SEC teams as the Tiger head coach, including a 46-20 record at Doug Kingsmore Stadium. He has lost just nine of 69 home ACC series while at Clemson as well.

Leggett enters the 2010 season with a career record of 1101-621-1, seven conference titles, and 20 NCAA Tournament appearances on his resumé. So far, 91 of the players Leggett has brought to Tigertown have signed professional baseball contracts.

Prior to his move to Clemson, Leggett served as a head coach for 14 years, including five at Vermont and nine at Western Carolina. He already had 377 career wins, including 302 at Western Carolina and 75 at Vermont, before he came to Clemson.

Leggett led Western Carolina to five NCAA Tournaments (1985-89), five SoCon titles, and a top-30 ranking during his tenure as head coach. His 1988 team set the school record for wins, posting a 38-24 record, while the 1989 squad won its fifth-consecutive Southern Conference title. The Catamounts averaged 33 wins a season during his time in Cullowhee, NC, and his teams played in the conference title game in eight of the nine seasons.

Leggett vs. ACC & SEC

Leggett vs. ACC as Clemson Head Coach

Team	Overall	Home	Away	Neutral
Boston College	7-5	3-3	4-2	0-0
Duke	37-13-1	20-4	16-7-1	1-2
Florida State	26-36	14-10	7-17	5-9
Georgia Tech	34-27	17-6	8-16	9-5
Maryland	42-8	23-1	16-7	3-0
Miami (FL)	11-7	6-3	3-3	2-1
North Carolina	30-20	13-8	13-8	4-4
N.C. State	38-18	18-5	12-12	8-1
Virginia	30-19	16-5	12-9	2-5
Virginia Tech	12-3	6-0	6-3	0-0
Wake Forest	39-15	20-4	16-8	3-3
Totals	306-171-1	156-49	113-92-1	37-30

Note: Includes records vs. teams as ACC members.

Leggett vs. SEC as Clemson Head Coach

Team	Overall	Home	Away	Neutral
Alabama	2-0	1-0	0-0	1-0
Arkansas	3-1	2-1	1-0	0-0
Auburn	7-8	4-3	2-5	1-0
Georgia	19-16	12-3	7-13	0-0
Kentucky	3-0	3-0	0-0	0-0
Mississippi State	3-2	3-0	0-2	0-0
South Carolina	30-29	15-13	15-14	0-2
Tennessee	9-3	6-0	3-2	0-1
Totals	76-59	46-20	28-36	2-3

Head Coach Jack Leggett

The 1991 Catamounts posted a 36-26 record. One of the 36 wins came in a 9-7 victory over Clemson on March 31, one of just 10 losses the #4 Tigers had that season. Leggett was named 1987 **ABCA** Atlantic Region Coach-of-the-Year and Southern Conference Coach-of-the-Year that same season. In 1989, he was appointed to the NCAA Division I Baseball Committee and served on the committee through the 1995 season.

In his tenure at Western Carolina, Leggett produced 35 First-Team All-Southern Conference players, six conference players-of-the-year, and had 16 players sign pro contracts. Of the Catamounts who played under him for four seasons, 100 percent graduated and more than 50 percent compiled a 3.0-or-better GPA. He was also inducted into the Western Carolina Athletic Hall of Fame in 2001.

Before going to Western Carolina for the 1983 season, Leggett spent five seasons at Vermont, where he turned that team into a consistent winner. He coached

the Vermont club team in 1977, and then he organized and coached the school's first intercollegiate team in 1978. At age 23, he was the youngest NCAA baseball coach in the nation. He had a winning season in his first year and had a 75-61 record at Vermont.

Leggett graduated with honors from Maine in 1976, where he was an all-star performer in both football and baseball. He captained the 1976 Maine team that advanced to the College World Series, and he was a two-time All-Yankee Conference honoree in football as a defensive back and placekicker. He still holds the Maine record for the longest field goal, a 52-yarder.

Leggett has two children, son Tanner (26) and daughter Colby (24). Tanner lettered twice (2005,06) on the Clemson baseball team and graduated with a degree in marketing in 2006, while Colby is a graduate of Ohio State. Jack and Karen were married on August 6, 2005. Karen has four children, three daughters, Kyla (28), Kristen (27), and Kacie (25), and a son, Kenny (21).



Jack Leggett Comments

Coaching Influences

"Obviously, I admire Bill Wilhelm. He has taught me so much. I will never forget him for giving me this opportunity to coach at a great program.

"I had some great coaches at Maine. Jack Butterfield and John Winkin were tremendous coaches there. Walter Abbott was my football coach at Maine, and he taught me a lot about mental toughness. Jack Bicknell was also a football coach who influenced me.

"Paul Jordan was my football coach in high school. He taught me what it takes to be a winner, and he taught me about the benefits of self-sacrifice, how to be organized, and how to prepare for a game. Vermont's former athletic director (Rick Farnham) is also a coach who I've drawn a lot from."

Doug Kingsmore Stadium

"Doug Kingsmore Stadium is one of the top baseball facilities in the country. I am certainly prejudiced, but I think we have the finest facility in the nation when one takes into account the players, the fans, the media, and the support personnel.

"We have some unique features in our ballpark, with the terrace and the close proximity of the fans. But the greatest feature is the fan support. We have finished in the top 20 in the nation in average attendance each of the last 16 years. Our fans make it an exciting atmosphere. We have a season-ticket base of 3,000 fans, so there is strong support for the program."

Goals for the Program

"We strive to go to Omaha every year. We put 'Omaha' on the back of our caps, because I want our players to know every day what we are striving for.

"Our daily goals are to play at a national championship level. We strive to exhibit the discipline necessary in everything we do, both on and off the field, to win the national title. We talk about it...we don't hide that."

Philosophies of Baseball

"I like to play a very aggressive game. You have to take the action to the opposition and force the other team into mistakes. I like to hit-and-run, bunt, squeeze, steal bases, and be aggressive on the basepaths. I am not a coach who likes to sit back for the big inning.

"Consistency on defense is very important. It all begins on the mound. You can tell in our recruiting that this is an area we stress, because that is what carries teams to the NCAA Tournament."

Playing Experiences

"I enjoyed my college baseball experience at Maine. I was fortunate to play in the College World Series in 1976. It was a memorable time. I can tell you who we played, what the score was, players on the other teams, what I did in each at-bat, the player introductions, what hotel we stayed in, and the plane we took to get there.

"Being there as a player and enjoying the experience, it motivates me to make it happen for our players."

Selling Points of the Clemson Program

"First of all, we have a great tradition. If a young man wants to get involved in a program that strives to go to Omaha and has a goal of winning the national title, this is the place to be. That has been the case here for many years. We have been to Omaha five of the last 15 years and 11 different times overall. It is a program that has not had a losing season since 1957 and has been to the NCAA Tournament 22 of the last 23 years.

"In every good program, there is a strong tradition. We are fortunate that Bill Wilhelm set that tradition for us. He coached here 36 years and never had a losing season. I don't see many coaches duplicating that feat in college baseball.

"I was a history minor in college at Maine, so I know how important that aspect is to a program. He brought it great stability. I appreciate what he did for me and what he did for this program.

"We saw the impact of that tradition in the fall of 2009 when we had a reunion of former Clemson baseball players. It was one of the most rewarding weekends of my professional career. We had former players from many different decades return to Clemson for an alumni game. We had former Major League players and walk-ons who all have a common bond for this program. It is one of the strengths of this program and this University.

"Second, we have the facilities and administrative backing to compete for the national title. That is something I would be looking for as a player. Doug Kingsmore Stadium is one of the nation's top facilities. We finished a multi-million-dollar renovation last decade and have made additional upgrades, including the new Thomas F. Chapman Grandstand in left field, that makes it the nation's best college stadium. It has been accomplished in a first-class manner in every aspect.

"Third, we have a tradition of playing host to regionals at Clemson, and that means we have fan support. You don't host regionals without drawing sellout crowds. The people in this community really embrace this program.

"Fourth, Vickery Hall, our student-athlete enrichment center, is among the best in the country. The programs at Vickery Hall show that Clemson cares about its student-athletes in all phases of his or her life. Any student-athlete at Clemson knows he or she has the chance to be successful in the classroom and graduate from Clemson."



Leggett By the Numbers



Winningest Active Head Coaches

Rk	Head Coach	Current School	Years	Wins
1.	Gene Stephenson	Wichita State	32	1683
2.	Augie Garrido	Texas	38	1632
3.	Mike Martin	Florida State	30	1583
4.	Mark Marquess	Stanford	33	1356
5.	Jim Morris	Miami (FL)	28	1237
6.	Jim Gilligan	Lamar	31	1120
7.	Jack Leggett	Clemson	30	1101
8.	Pete Dunn	Stetson	30	1097
9.	John Anderson	Minnesota	28	1006
10.	Bob Todd	Ohio State	26	997
11.	Mark Johnson	Sam Houston State	24	989
	Steve Kittrell	South Alabama	26	989
13.	Ray Tanner	South Carolina	22	975
14.	Keith Guttin	Missouri State	27	938
15.	Danny Hall	Georgia Tech	22	898
16.	Mike Gillespie	California-Irvine	22	850
17.	Fred Hill	Rutgers	26	832
18.	Wayne Graham	Rice	18	830
19.	Gary Powers	Nevada	27	820
20.	Paul Mainieri	Louisiana State	21	819
21.	Tony Robichaux	Louisiana-Lafayette	23	802
22.	Andy Lopez	Arizona	21	801
23.	Bill Brown	George Mason	28	795
24.	Roger Cador	Southern	25	742
25.	Sam Piraro	San Jose State	22	725

Note: Only includes wins as a Division I head coach.

Most Wins (1994-09)

Rk	Team	Wins	Avg.
1.	Florida State	822	51.4
2.	Wichita State	777	48.6
3.	Rice	765	47.8
4.	Miami (FL)	733	45.8
5.	Louisiana State	731	45.7
6.	Cal State Fullerton	727	45.4
7.	Clemson	724	45.3
8.	Texas	693	43.3
9.	Georgia Tech	690	43.1
10.	North Carolina	677	42.3
11.	Notre Dame	676	42.3
12.	Arizona State	674	42.1
13.	Tulane	673	42.1
14.	South Carolina	672	42.0
15.	Stanford	665	41.6
16.	Oklahoma State	654	40.9
17.	Alabama	646	40.4
18.	Oral Roberts	640	40.0
19.	Ohio State	639	39.9
20.	Florida	625	39.1
21.	Nebraska	615	38.4
22.	Texas A&M	613	38.3
23.	East Carolina	609	38.1
24.	N.C. State	607	37.9
25.	Texas Tech	606	37.9

- 3** Number of times Leggett has been named ACC Coach-of-the-Year (1994,95,06) as head coach at Clemson.
- 5** Number of times Leggett has led the Tiger program to the College World Series.
- 6** Number of schools that have more wins than Clemson during Leggett's tenure. Only Florida State, Wichita State, Rice, Miami (FL), Louisiana State, and Cal State Fullerton have won more.
- 9** Number of first-round draft picks Clemson has had during Leggett's tenure.
- 14** Number of players Leggett has coached at Clemson who have played in the Major Leagues.
- 15** Number of times in 16 years Leggett has led Clemson to an NCAA Regional.
- 20** Number of weeks ranked #1 in the nation in at least one of the three major polls under Leggett.
- 27** Number of All-Americans Leggett has coached as head coach at Clemson.
- 52** The length of field goal in yards that Leggett booted as a placekicker at Maine in the 1970s. It is still the longest made field goal by a Black Bear in history.
- 56** Number of NCAA Tournament games the Tigers have won in Leggett's tenure at Clemson.
- 91** Number of players Leggett has coached at Clemson who have either been drafted or signed pro contracts.
- 136** Number of weeks ranked in the top 10 of at least one of the three major polls under Leggett.
- 195** Number of wins Clemson has had against top-25 teams in Leggett's tenure.
- 266** Number of weeks ranked in the top 25 of at least one of the three major polls under Leggett.
- 269** Number of ACC regular-season wins Leggett has totaled in 16 years at Clemson, an average of 17 per season.
- 724** Number of wins Leggett has totaled in 16 years at Clemson, an average of 45 per season.
- 1,056** Number of Leggett's games in 16 years at Clemson.
- 1,101** Number of Leggett's wins in 30 years as a head coach.
- 1,723** Number of Leggett's games in 30 years as a head coach.
- 7,857** Number of runs Clemson has scored in 16 years under Leggett.



Leggett's 195 Top-25 Wins

Date	Opponent	Rank	Site	Score
2-19-94	Tennessee	9-15-NR	H	14-1
2-20-94	Tennessee	9-15-NR	H	4-2
3-25-94	Washington	22-19-16	N1	3-2
4-6-94	South Carolina	NR-NR-17	A	7-2
4-8-94	N.C. State	19-29-16	H	⁽¹⁰⁾ 10-8
4-9-94	N.C. State	19-29-16	H	9-5
4-10-94	N.C. State	19-29-16	H	6-5
4-22-94	North Carolina	NR-NR-22	A	11-1
4-24-94	North Carolina	NR-NR-22	A	3-2
4-26-94	Tennessee	11-13-14	A	3-2
4-29-94	Miami (FL)	4-3-3	H	7-5
5-1-94	Miami (FL)	4-3-3	H	⁽¹²⁾ 9-8
5-7-94	Florida State	2-5-3	H	5-2
5-8-94	Florida State	2-5-3	H	9-5
5-13-94	Georgia Tech	1-2-3	A	⁽¹⁰⁾ 9-8
5-15-94	Georgia Tech	1-2-3	A	7-4
5-19-94	N.C. State	24-NR-20	N2	17-5
5-20-94	Georgia Tech	2-3-2	N2	9-6
5-22-94	Florida State	8-13-8	N2	4-1
3-1-95	Tennessee	11-8-11	H	⁽¹⁰⁾ 6-4
3-2-95	Tennessee	11-8-11	H	7-6
3-4-95	Old Dominion ⁽¹⁾	21-NR-NR	H	10-5
3-4-95	Old Dominion ⁽²⁾	21-NR-NR	H	12-6
3-5-95	Old Dominion	21-NR-NR	H	7-1
3-7-95	James Madison	25-NR-NR	H	5-0
3-8-95	James Madison	25-NR-NR	H	16-6
3-21-95	Old Dominion	24-NR-NR	A	9-7
3-22-95	Old Dominion	24-NR-NR	A	4-2
4-14-95	N.C. State	NR-NR-25	A	⁽¹⁰⁾ 17-15
4-15-95	N.C. State	NR-NR-25	A	13-1
4-16-95	N.C. State	NR-NR-25	A	13-4
5-13-95	Miami (FL)	9-11-11	A	7-5
5-19-95	Florida State	5-7-6	N2	11-0
5-28-95	Alabama	19-17-16	H	7-4
2-16-96	South Florida	22-NR-NR	H	4-0
2-27-96	Tennessee	4-7-7	A	8-3
2-28-96	Tennessee	4-7-7	A	⁽¹⁰⁾ 10-4
4-26-96	N.C. State	18-20-17	H	14-0
5-4-96	Florida State	4-6-3	H	3-0
5-5-96	Florida State	4-6-3	H	2-1
5-6-96	Florida State	7-8-7	H	2-0
5-10-96	Georgia Tech	NR-18-NR	A	⁽¹⁰⁾ 9-8
5-12-96	Georgia Tech	NR-18-NR	A	9-2
5-24-96	Old Dominion	25-NR-NR	H	5-1
5-26-96	Tennessee	12-12-16	H	12-5
6-2-96	Oklahoma State	11-8-17	N3	⁽¹⁰⁾ 8-5
6-4-96	Alabama	1-2-3	N3	14-13
2-27-97	Cal State Northridge	23-19-25	N4	8-7
4-4-97	Florida State	9-7-8	A	10-7
4-15-97	Tennessee	8-11-9	H	13-5
4-25-97	Georgia Tech	18-6-10	H	7-4
5-15-97	Georgia Tech	11-4-6	N5	7-4
5-17-97	N.C. State	20-20-19	N5	⁽¹⁰⁾ 11-6
2-8-98	Auburn	11-22-10	N6	9-4
4-1-98	South Carolina	8-8-9	A	6-4
4-17-98	N.C. State	NR-NR-24	H	⁽¹²⁾ 11-10
4-18-98	N.C. State	NR-NR-24	H	17-6
4-24-98	Florida State	11-11-10	H	2-1
4-25-98	Florida State	11-11-10	H	5-4
5-9-98	North Carolina ⁽²⁾	24-NR-NR	A	8-1
5-10-98	North Carolina	24-NR-NR	A	7-6
2-25-99	Washington	NR-24-NR	N4	13-12
4-3-99	Miami (FL)	8-6-6	N7	7-5
4-10-99	Florida State	1-1-1	A	8-4
4-21-99	South Carolina	20-22-20	H	5-4
4-23-99	Georgia Tech	NR-19-21	H	24-4
4-24-99	Georgia Tech	NR-19-21	H	13-8
4-25-99	Georgia Tech	NR-19-21	H	6-5
5-9-99	North Carolina	12-10-14	H	20-7
5-10-99	North Carolina	15-14-18	H	5-4
5-22-99	Florida State	3-2-3	N8	8-7
5-29-99	Arkansas	10-8-10	A	12-4
6-5-99	Texas A&M	2-6-5	A	10-3
1-28-00	Rice	14-7-7	N9	3-1
1-29-00	Miami (FL)	5-5-4	N9	4-0
3-14-00	East Carolina	22-17-21	H	7-0

4-1-00	North Carolina	10-13-8	A	10-2
4-15-00	Wake Forest ⁽¹⁾	12-11-15	H	⁽¹²⁾ 6-5
4-15-00	Wake Forest ⁽²⁾	12-11-15	H	5-4
4-30-00	Georgia Tech	8-5-11	A	13-12
5-6-00	Florida State	2-2-2	H	8-7
5-7-00	Florida State	2-2-2	H	5-4
5-8-00	Florida State	7-4-4	H	7-4
5-18-00	Florida State	8-8-4	N7	8-4
6-2-00	Mississippi State	14-10-14	H	11-4
6-3-00	Mississippi State	14-10-14	H	9-4
6-9-00	San Jose State	12-7-NR	N3	10-6
3-3-01	South Carolina	7-4-6	A	7-4
3-23-01	Wake Forest	20-24-20	A	⁽¹²⁾ 4-1
3-25-01	Wake Forest	20-24-20	A	9-1
4-20-01	Georgia Tech	9-11-7	H	3-0
4-21-01	Georgia Tech	9-11-7	H	5-1
2-22-02	Auburn	NR-NR-25	H	7-4
2-23-02	Auburn	NR-NR-25	H	8-5
2-24-02	Auburn	NR-NR-25	H	6-5
3-2-02	South Carolina	5-4-4	A	9-7
3-3-02	South Carolina	5-4-4	H	⁽¹⁰⁾ 11-10
4-12-02	North Carolina	21-13-24	A	⁽¹⁰⁾ 11-7
4-13-02	North Carolina	21-13-24	A	4-2
4-24-02	South Carolina	5-5-6	A	4-1
4-27-02	Wake Forest	3-5-3	H	5-3
4-28-02	Wake Forest	3-5-3	H	4-0
5-4-02	Georgia Tech	13-13-9	A	12-9
5-22-02	Georgia Tech	10-9-7	N5	10-0
5-25-02	Wake Forest	5-2-4	N5	8-6
6-1-02	East Carolina	NR-NR-22	H	4-2
6-2-02	East Carolina	NR-NR-22	H	21-1
6-8-02	Arkansas	25-18-NR	H	8-7
6-9-02	Arkansas	25-18-NR	H	7-4
6-14-02	Nebraska	9-7-13	N3	11-10
6-16-02	Georgia Tech	8-6-9	N3	9-7
2-22-03	Auburn ⁽¹⁾	16-23-16	A	11-8
3-1-03	South Carolina	10-6-7	H	8-0
3-29-03	N.C. State ⁽²⁾	17-16-21	A10	12-10
4-2-03	South Carolina	NR-22-20	A	4-2
4-11-03	Florida State	3-2-2	A	8-4
4-25-03	Georgia Tech	7-4-4	H	⁽¹⁰⁾ 9-7
4-26-03	Georgia Tech	7-4-4	H	10-5
4-27-03	Georgia Tech	7-4-4	H	11-3
3-12-04	Auburn	7-12-9	H	14-9
4-7-04	South Carolina	6-9-7	H	9-4
4-14-04	South Carolina	6-13-6	A	13-5
4-16-04	North Carolina	20-10-17	A	2-1
4-18-04	North Carolina	20-10-17	A	⁽¹⁰⁾ 4-2
5-3-04	Florida State	NR-24-NR	H	18-9
5-7-04	Central Florida	24-NR-NR	H	8-5
5-26-04	North Carolina	NR-23-20	N11	7-6
6-6-04	Georgia ⁽¹⁾	11-10-20	A	10-9
2-25-05	California-Irvine	18-20-24	H	3-2
2-26-05	California-Irvine	18-20-24	H	5-4
2-27-05	California-Irvine	18-20-24	H	10-2
3-19-05	North Carolina	13-9-14	H	9-1
3-20-05	North Carolina	13-9-14	H	7-3
3-29-05	Coastal Carolina	NR-25-NR	H	14-5
3-30-05	Coastal Carolina	NR-25-NR	H	8-1
4-3-05	Florida State ⁽²⁾	17-6-10	A	7-3
4-13-05	South Carolina	8-5-4	H	12-2
4-20-05	South Carolina	13-13-8	A	7-5
4-30-05	Georgia Tech	7-6-8	H	6-5
5-17-05	College of Charleston	NR-20-24	H	8-5
5-19-05	Miami (FL)	4-7-4	H	15-5
5-20-05	Miami (FL)	4-7-4	H	9-2
5-21-05	Miami (FL)	4-7-4	H	6-2
5-26-05	Miami (FL)	12-13-8	N12	9-1
5-27-05	N.C. State	18-NR-23	N12	5-4
6-4-05	College of Charleston	NR-22-22	H	6-0
6-11-05	Baylor	6-6-10	A	4-2
3-5-06	South Carolina	9-15-12	H	6-4
3-10-06	Kansas	25-NR-NR	H	7-2
3-12-06	Kansas	25-NR-NR	H	4-3
3-24-06	N.C. State	20-20-12	H	9-5
3-25-06	N.C. State	20-20-12	H	4-2
3-26-06	N.C. State	20-20-12	H	6-2

Leggett's Milestone Wins

Overall			
Win	Date	Opponent	Score
*1	4-21-1978	Connecticut	12-4
^100	5-1-1983	The Citadel ⁽²⁾	⁽⁸⁾ 2-1
^200	4-13-1986	The Citadel	12-4
^300	4-22-1989	Appalachian State	11-10
400	3-23-1994	Hawaii	7-3
500	3-8-1996	Virginia Tech	8-4
600	3-14-1998	Maine ⁽²⁾	19-11
700	4-23-2000	Duke	12-8
800	5-13-2002	Virginia	5-3
900	3-26-2005	Maryland ⁽¹⁾	⁽¹³⁾ 6-4
1000	3-25-2007	Maryland	5-0
1100	5-31-2009	Oklahoma State	15-1
1101	6-1-2009	Oklahoma State	6-5

Clemson			
Win	Date	Opponent	Score
1	2-12-1994	Western Carolina ⁽¹⁾	3-1
100	4-29-1995	Georgia Tech	6-1
200	5-14-1997	Wake Forest	8-6
300	3-8-2000	William & Mary	10-6
400	3-27-2002	Coastal Carolina	6-2
500	4-25-2004	N.C. State	9-6
600	5-25-2006	Georgia Tech	3-2
700	4-5-2009	Duke	10-1
724	6-1-2009	Oklahoma State	6-5

* - as Vermont's head coach; ^ - as Western Carolina's head coach; Note: Home games in **bold**.

3-29-06	Georgia	22-19-21	H	10-7
3-31-06	Miami (FL)	25-11-13	A	8-6
4-1-06	Miami (FL)	25-11-13	A	6-2
4-2-06	Miami (FL)	25-11-13	A	14-1
4-5-06	South Carolina	2-1-2	A	3-2
4-12-06	South Carolina	7-9-7	H	10-5
4-14-06	Georgia Tech	14-11-10	A	7-6
5-12-06	Florida State	17-15-13	H	9-1
5-13-06	Florida State	17-15-13	H	⁽¹⁰⁾ 4-3
5-14-06	Florida State	17-15-13	H	11-2
5-16-06	College of Charleston	21-NR-NR	H	1-0
5-18-06	Wake Forest	NR-22-NR	H	26-1
5-19-06	Wake Forest	NR-22-NR	H	6-0
5-20-06	Wake Forest	NR-22-NR	H	7-3
5-25-06	Georgia Tech	11-16-7	N12	3-2
5-27-06	Georgia Tech ⁽²⁾	11-16-7	N12	16-11
5-28-06	N.C. State	NR-NR-25	N12	8-4
6-9-06	Oral Roberts	19-14-NR	H	11-8
6-10-06	Oral Roberts	19-14-NR	H	6-5
6-16-06	Georgia Tech	7-7-4	N3	8-4
3-7-07	Coastal Carolina	17-NR-25	H	4-0
4-22-07	Virginia	6-8-7	H	2-1
4-25-07	South Carolina	9-10-5	H	14-5
4-27-07	Georgia Tech	24-19-NR	H	⁽¹¹⁾ 3-2
4-28-07	Georgia Tech	24-19-NR	H	10-3
5-12-07	Florida State	2-2-2	A	7-6
5-13-07	Florida State	2-2-2	A	11-6
5-23-07	Miami (FL)	NR-25-NR	N12	⁽¹³⁾ 5-4
5-26-07	Florida State	3-3-4	N12	5-1
6-3-07	Coastal Carolina	10-12-12	A	11-8
6-4-07	Coastal Carolina	10-12-12	A	15-3
3-18-08	Coastal Carolina	21-NR-21	H	9-6
5-11-08	Georgia Tech	NR-25-NR	A	16-6
5-24-08	Georgia Tech	NR-NR-24	N12	10-4
3-6-09	North Carolina	3-3-2	A	⁽¹⁰⁾ 5-4
3-21-09	Florida State	NR-NR-24	A	⁽¹¹⁾ 8-7
4-11-09	Miami (FL) ⁽²⁾	10-10-5	H	9-1
4-12-09	Miami (FL)	10-10-5	H	9-6
4-21-09	Coastal Carolina	NR-23-19	H	5-3
4-25-09	Georgia Tech	7-4-7	H	8-5
4-26-09	Georgia Tech	7-4-7	H	6-3
5-23-09	North Carolina	6-4-4	N8	⁽¹¹⁾ 4-3

N1 - Honolulu, HI; N2 - Greenville, SC; N3 - Omaha, NE; N4 - Las Vegas, NV; N5 - Saint Petersburg, FL; N6 - Kissimmee, FL; N7 - Fort Mill, SC; N8 - Durham, NC; N9 - Lake Buena Vista, FL; A10 - Kinston, NC; N11 - Salem, VA; N12 - Jacksonville, FL; Note: Rankings by Baseball America, Collegiate Baseball, Sports Weekly; home wins in **bold**.



Leggett vs. All Competition

Opponent	Overall	Pct.	UV	WCU	CU
Alabama	2-0	1.000			2-0
American	1-0	1.000	1-0		
Appalachian State	21-10	.677		18-10	3-0
Arizona State	0-2	.000			0-2
Arkansas	3-1	.750			3-1
Arkansas State	1-0	1.000			1-0
Auburn	13-20	.394		6-12	7-8
Augusta	1-1	.500		1-1	
Austin Peay State	2-1	.667		2-1	
Baylor	1-2	.333			1-2
Birmingham-Southern	2-0	1.000			2-0
Boston College	8-6	.571	1-1		7-5
Bridgeport	1-1	.500	1-1		
California	1-2	.333			1-2
California State-Fullerton	0-1	.000			0-1
California State-Northridge	1-1	.500			1-1
California-Irvine	3-0	1.000			3-0
Campbell	16-17	.485		16-17	
Carson-Newman	11-4	.733		11-4	
Central Florida	5-3	.625			5-3
Charleston Southern	8-0	1.000			8-0
Charleston, College of	15-0	1.000			15-0
Charlotte	6-5	.545		1-4	5-1
Citadel, The	38-15	.717		31-14	7-1
Clarkson	6-0	1.000	6-0		
Clemson	3-15	.167		3-15	
Coastal Carolina	25-4	.862			25-4

Leggett vs. Top-25 Ranked Teams

Opponent	Top 25	Top 10	Top 5	#1
Alabama	2-0	1-0	1-0	1-0
Arizona State	0-2	0-2	0-2	
Arkansas	3-1	1-0		
Auburn	6-6	2-2		
Baylor	1-2	1-2		
Cal State Fullerton	0-1	0-1	0-1	
Cal State Northridge	1-1			
California-Irvine	3-0			
Central Florida	1-3			
Charleston, College of	3-0			
Coastal Carolina	7-0	2-0		
East Carolina	3-1			
Florida State	26-36	21-32	15-24	1-4
Georgia	2-6	1-4	0-2	0-2
Georgia Southern	0-2			
Georgia Tech	30-24	21-16	11-7	2-1
James Madison	2-0			
Kansas	2-1			
Louisiana-Lafayette	0-1	0-1		
Miami (FL)	15-14	11-14	8-10	0-2
Mississippi State	2-2	2-0		
Nebraska	1-0	1-0		
North Carolina	16-15	8-10	2-6	
N.C. State	17-8			
Notre Dame	0-1			
Oklahoma State	1-1	1-1		
Old Dominion	6-0			
Oral Roberts	2-0			
Rice	1-1	1-1		
San Jose State	1-0	1-0		
South Alabama	0-1			
South Carolina	17-24	14-18	7-14	1-1
South Florida	1-2			
Southern California	0-1	0-1	0-1	
Stanford	0-2	0-2	0-1	0-1
Tennessee	9-3	7-2	2-1	
Texas A&M	1-2	1-2	1-2	
Virginia	1-3	1-2		
Wake Forest	10-8	3-1	3-1	
Washington	2-1			
Winthrop	0-1			
Totals	195-177	101-114	50-72	5-11

Note: Only includes records as Clemson's head coach; **bold** denotes 2010 opponent.

Connecticut	5-4	.556	5-4	
Creighton	1-1	.500		1-1
Dartmouth	2-0	1.000	2-0	
Davidson	22-11	.667	21-11	1-0
Delaware	1-0	1.000		1-0
Duke	37-13-1	.735		37-13-1
East Carolina	5-10	.333	0-3	5-7
East Tennessee State	20-6	.769	17-6	3-0
Eastern Connecticut State	0-3	.000	0-3	
Eastern Kentucky	15-8	.652	15-8	
Elon	11-7	.611	1-3	10-4
Fairfield	3-4	.429	3-4	
Florida	3-9	.250	3-9	
Florida Atlantic	1-1	.500		1-1
Florida International	2-3	.400	2-3	
Florida State	26-36	.419		26-36
Fresno State	1-1	.500		1-1
Furman	44-12	.786	29-7	15-5
Gardner-Webb	3-0	1.000		3-0
George Mason	8-1	.889		8-1
Georgia	22-28	.440	3-12	19-16
Georgia Southern	17-11	.607	6-6	11-5
Georgia Tech	37-32	.536	3-5	34-27
Grand Canyon	2-0	1.000		2-0
Hawaii	1-0	1.000		1-0
Hawaii-Hilo	3-0	1.000		3-0
High Point	17-4	.810	15-4	2-0
Holy Cross	3-2	.600	3-2	
Illinois	1-1	.500	0-1	1-0
Indiana State	0-1	.000	0-1	
Iona	0-2	.000	0-2	
Jacksonville	1-0	1.000		1-0
James Madison	10-2	.833	0-2	10-0
Kansas	2-1	.667		2-1
Kansas State	3-0	1.000		3-0
Kentucky	3-0	1.000		3-0
La Salle	0-1	.000	0-1	
Lewis-Clark State	0-1	.000		0-1
Liberty	4-3	.571	3-0	1-3
Louisiana-Lafayette	0-1	.000		0-1
Maine	16-17	.485	2-13	1-4 13-0
Marshall	8-5	.615	8-5	
Maryland	42-8	.840		42-8
Massachusetts	5-4	.556	5-4	
Memphis	2-1	.667		2-1
Mercer	5-1	.833		5-1
Miami (FL)	16-17	.485	0-1	16-16
Michigan State	2-0	.000		2-0
Middle Tennessee	3-2	.600	1-2	2-0
Middlebury	7-1	.875	7-1	
Milligan	4-0	1.000	4-0	
Mississippi State	4-4	.500	1-2	3-2
Missouri State	2-1	.667		2-1
Morehead State	3-0	1.000		3-0
Navy	1-0	1.000		1-0
Nebraska	1-0	1.000		1-0
Nevada	1-1	.500		1-1
Nevada-Las Vegas	4-4	.500		4-4
New Hampshire	5-4	.556	4-4	1-0
New York Tech	3-0	1.000		3-0
Newberry	3-0	1.000	3-0	
North Adams State	4-0	1.000	4-0	
North Carolina	30-23	.566	0-3	30-20
North Carolina A&T	1-0	1.000		1-0
North Carolina State	45-36	.556	7-18	38-18
North Carolina-Asheville	18-2	.900	14-2	4-0
North Carolina-Greensboro	2-0	1.000		2-0
North Carolina-Wilmington	7-1	.875		7-1
Northeastern	2-2	.500	2-2	
Northwestern	2-0	1.000		2-0
Norwich	8-1	.889	8-1	
Notre Dame	0-1	.000		0-1
Ohio	9-1	.900	3-0	6-1
Ohio State	2-3	.400	2-2	0-1
Oklahoma State	3-4	.429	0-2	3-2
Old Dominion	19-2	.905	1-0	18-2
Oral Roberts	3-0	1.000		3-0

Clemson has faced Furman 20 times under Head Coach Jack Leggett. The two teams will play twice in 2010, once in Clemson and once at Fluor Field in Greenville, SC.

Oregon State	2-2	.500		2-2
Pacific	3-0	1.000		3-0
Piedmont	4-1	.800	4-1	
Presbyterian	2-0	1.000		2-0
Princeton	1-0	1.000		1-0
Providence	2-3	.400	2-2	0-1
Purdue	4-0	1.000		1-0 3-0
Radford	3-1	.750		3-1
Rhode Island	2-6	.250	2-6	
Rice	2-2	.500		2-2
Richmond	2-1	.666		2-1
Saint John's	2-0	1.000	1-0	1-0
Saint Lawrence	2-3	.400	2-3	
Saint Michael's	8-0	1.000	8-0	
San Jose State	1-0	1.000		1-0
Seton Hall	2-0	1.000		2-0
Siena	3-2	.600	1-2	2-0
Slippery Rock	2-0	1.000	2-0	
South Alabama	2-2	.500		2-2
South Carolina	33-37	.471	3-8	30-29
South Carolina-Aiken	0-3	.000		0-3
South Carolina-Upstate	7-2	.778	6-2	1-0
South Florida	2-2	.500		2-2
Southeastern Massachusetts	0-1	.000	0-1	
Southern California	0-1	.000		0-1
Stanford	0-2	.000		0-2
Stetson	3-0	1.000		3-0
Stonehill	2-0	1.000	2-0	
Tennessee	11-8	.579	2-5	9-3
Tennessee Tech	6-0	1.000	2-0	4-0
Texas A&M	1-3	.250	0-1	1-2
Texas State	0-1	.000		0-1
Texas Tech	1-2	.333		1-2
Texas-Arlington	1-0	1.000		1-0
Virginia	32-19	.627	2-0	30-19
Virginia Commonwealth	2-0	1.000	2-0	
Virginia Military	12-2	.857	12-2	
Virginia Tech	16-6	.727	1-3	15-3
Wake Forest	40-16	.714	1-1	39-15
Washington	2-1	.667		2-1
West Chester State	0-2	.000	0-2	
West Virginia	2-0	1.000		2-0
Western Carolina	26-7	.788		26-7
Western Kentucky	2-0	1.000	2-0	
Westfield State	0-1	.000	0-1	
William & Mary	3-0	1.000		3-0
Winthrop	9-3	.750	3-0	6-3
Wofford	17-2	.895	7-2	10-0
Totals	1101-621-1	.639	75-61	302-229 724-331-1

Note: **Bold** denotes 2010 opponent.

Leggett's Coaching Tree

Coach	Current/Last Team	Title	*Year(s)	^Player	^Coach
Erik Bakich	Maryland	Head Coach	2010		2002
Andy Barlow	MIT	Head Coach	2004-10	1982	
Scott Berney	Southern Connecticut	Assistant Coach	2005,06	2000	
Toby Bicknell	Davidson	Assistant Coach	2009,10		2007,08
Kyle Bunn	Alabama	Assistant Coach	2010		2008,09
Tim Corbin	Vanderbilt	Head Coach	2003-10		1994-02
Bill Currier	Vermont	Head Coach	1988-09	1979-81	1985,86
Kevin Erminio	Kennesaw State	Assistant Coach	2007-10		1996-98
Jim Farrell	Vermont	Assistant Coach	2008	1979-81	
Ben Hall	Wingate	Assistant Coach	2008-10	2005,06	2007
Mike Hampton	Saint John's	Assistant Coach	2001-10	1994	1999
Rodney Hennon	Georgia Southern	Head Coach	2000-10	1990,91	
Jeff Hourigan	New Haven	Assistant Coach	2006-10	2002,03	
Bill Jarman	East Carolina	Assistant Coach	2007-10		1989-91
Gregg Kilby	Maryland	Assistant Coach	2001-04		1994,95
Keith LeClair	East Carolina	Head Coach	1997-02	1985-88	1989-91
Bradley LeCroy	Tennessee	Assistant Coach	2008-10	1997-00	2003-05
Matthew LeCroy	Hagerstown (Nationals)	Manager	2009,10	1995-97	
Paul Menhart	Potomac (Nationals)	Assistant Coach	2009,10	1988-90	
Darryl Morhardt	George Washington	Assistant Coach	2007	1983	
Kevin O'Sullivan	Florida	Head Coach	2008-10		1999-07
John Pawlowski	Auburn	Head Coach	2009,10		1994-98
Todd Raleigh	Tennessee	Head Coach	2008-10	1988-91	
Mike Rhue	Northern Colorado	Assistant Coach	2007,08	1998,00	
Keith Shumate	North Carolina A&T	Head Coach	1999-10	1986-88	
Todd Sinicki	Binghamton	Head Coach	1993-10	1987,88	
Mike Tidick	Georgia Southern	Assistant Coach	2000-10	1990,91	
Russell Triplett	South Carolina-Upstate	Assistant Coach	2008-10	2001-04	2006
Adam Walker	University of the Cumberlands	Assistant Coach	2007-10	2003,04	
Adam Ward	Liberty	Assistant Coach	2010	2007-09	

* - with current/last team; ^ - under Jack Leggett as a head coach; Note: Current coaches in bold.




Erik Bakich

Maryland Head Coach (2010)
Clemson Assistant Coach (2002)



Tim Corbin

Vanderbilt Head Coach (2003-10)
Clemson Assistant Coach (1994-02)



Rodney Hennon

Georgia Southern Head Coach (2000-10)
Western Carolina Player (1990,91)



Kevin O'Sullivan

Florida Head Coach (2008-10)
Clemson Assistant Coach (1999-07)



John Pawlowski

Auburn Head Coach (2009,10)
Clemson Assistant Coach (1994-98)



Todd Raleigh

Tennessee Head Coach (2008-10)
Western Carolina Player (1988-91)



Current Florida Head Coach Kevin O'Sullivan served as the Tigers' pitching coach under Jack Leggett from 1999-07.



10 | Tom Riginos

Associate Head Coach & Recruiting Coordinator

8th Season at Clemson

17th Season Overall

Stetson '90

Tom Riginos is in his eighth year with the Tiger program as the hitting and outfielders coach. He also carries the title of associate head coach and recruiting coordinator. Riginos (pronounced ri-JEEN-uhs), who will turn 42 on April 5, coached nine seasons as Stetson's recruiting coordinator from 1994-02, where he also coached the hitters and outfielders. He was responsible for all aspects of the Hatter junior varsity team as well.

In his two years (2008,09) as Clemson's recruiting coordinator, he has brought in top-20 signing classes both years. The 2009 class was ranked #9 by **Collegiate Baseball** and the 2010 class was ranked #20 by **Baseball America**.

In his first season as the hitting coach at Clemson in 2003, the Tigers batted .309 and sported a consistent lineup from top to bottom. All four starting infielders were named First or Second-Team All-ACC. The Tigers also led the conference in batting average (.326) in ACC regular-season games.

In 2004, Riginos coached Brad McCann, who hit .379 with 16 homers and 65 RBIs. That team also hit 73 homers, 149 doubles, and stole 77 bases.

The 2005 season saw two Tiger hitters earn All-America honors under his watch. Kris Harvey was a first-team All-American when he hit 25 homers (tied for second-most in the nation) with 70 RBIs. Taylor Harbin earned second-team All-America honors as a freshman when he hit 28 doubles (second-most in the nation). The consistency showed in the fact that no Tiger hit over .350, but the team still batted .305 with 76 homers.

In 2006, Clemson was 19th in the nation in homers per game in its ACC Championship and College World Series season. Tyler Colvin went from undrafted out of high school to a first-team All-American after hitting .356 with 13 homers and 70 RBIs. Colvin was also the #13 pick of the 2006 draft. Andy D'Alessio was a first-team All-American after hitting 23 homers with 85 RBIs.

The 2007 Tigers sported a veteran lineup, led by Brad Chalk with a .366 batting average and .483 on-base percentage. D'Alessio added 17 homers, giving him a school-record-tying 59 in his career. He also helped Doug Hogan go from relative obscurity in his first two years to a .350 batting average and 13 homers in 2007.

The 2008 Tigers had a regular lineup of eight underclassmen but still hit 62 homers. He molded Kyle Parker from what should have been his senior year of high school to a First-Team All-ACC year.

In 2009, the Tigers batted .304 in ACC regular-season games. That team's top hitter was his son Ben Paulsen (2007-09), who hit .367 with 13 homers and 61 RBIs on his way to being drafted in the third round in 2009. Jeff Schaus also earned First-Team All-ACC honors.

While at Stetson, Riginos recruited eight classes that gained national recognition. He also recruited six All-Americans and 10 freshman All-Americans during his tenure with the Hatters.

As hitting coach, he coached four of the top-five hitting teams in Stetson history, including the 2001 squad that hit .324 with 78 homers. It was also 24th nationally

in batting average, 12th in slugging percentage, and 19th in homers per game.

Riginos coached five All-Americans and five of the top hitters in Stetson history, including Kevin Nicholson, Sammy Serrano, Frank Corr, and Chris Westervelt. All five were league players-of-the-year and earned multiple All-America accolades.

Prior to his nine seasons at Stetson, Riginos spent two years as the top assistant and graduate assistant coach at Eastern Kentucky. He coached the Colonels to a second-place league finish in 1992 while serving as the team's hitting and outfield coach. Prior to Eastern Kentucky, he spent one year on the coaching staff at his alma mater, Countryside High School (Clearwater, FL).

Riginos was a four-year letterman (1987-90) for the Hatters and helped Stetson to three NCAA Regionals and three conference titles. He played 225 games during his career and hit .279, while finishing as one of the top stolen-base leaders in Hatter history with 61. Riginos was also a team captain during the 1990 season.

The Clearwater, FL native earned his bachelor's degree in sports administration from Stetson in 1990. He later earned a master's degree in physical education/sports administration from Eastern Kentucky in 1993, where he had a 3.36 GPA.

Riginos is married to the former Shaileen Kelley. The couple has twin girls, Alexandra and Grace (9), and a son, Chatham (born May 26, 2009). Tom also has a son, Ben (22). Riginos was born April 5, 1968 in Tampa, FL.

The Riginos File

Full Name: Thomas Anthony Riginos

Born: April 5, 1968 in Tampa, FL

Education: Bachelor of arts degree in sports administration at Stetson (1990)...master of science degree in physical education/sports administration at Eastern Kentucky (1993).

Playing Experience: Four-year letterman at Stetson (1987-90).

Coaching Experience: Assistant coach at Countryside (FL) High School (1991)...graduate assistant coach at Eastern Kentucky (1992,93)...assistant coach at Stetson (1994-02)...assistant head coach at Clemson (2003-07)...associate head coach/recruiting coordinator at Clemson (2008,09).

Family: Wife, Shaileen...the couple has twin girls, Alexandra and Grace (9) and a son, Chatham (born May 26, 2009)...Tom has a son, Ben (22).

Riginos' Coaching Record

Year	School	Position(s)	W-L	NCAA
1991	Countryside (FL) HS	AC		
1992	Eastern Kentucky	GA	22-30	
1993	Eastern Kentucky	GA	22-26	
1994	Stetson	AC	37-21	
1995	Stetson	AC	34-25	
1996	Stetson	AC	42-23	Regional
1997	Stetson	AC	37-26-1	Regional
1998	Stetson	AC	30-31-1	
1999	Stetson	AC	23-31	
2000	Stetson	AC	48-16	Regional
2001	Stetson	AC	43-17	Regional
2002	Stetson	AC	42-19	Regional
2003	Clemson	AHC	39-22	Regional
2004	Clemson	AHC	39-26	Regional
2005	Clemson	AHC	43-23	Super Regional
2006	Clemson	AHC	53-16	CWS
2007	Clemson	AHC	41-23	Super Regional
2008	Clemson	AHC,RC	31-27-1	
2009	Clemson	AHC,RC	44-22	Super Regional

Seasons as a full-time NCAA coach:.....16
 Winning seasons:.....14
 NCAA Tournament appearances:.....11
 Record as an assistant coach:.....626-368-3 (.629)
 Record as a head coach:.....0-0



Tom and Shaileen Riginos with twins Alexandra (left) and Grace (right) along with newborn son Chatham. Also pictured (inset) is Tom's son Ben.

24 | Dan Pepicelli

Assistant Coach
1st Season at Clemson
15th Season Overall
SUNY Cortland '90

Dan Pepicelli is in his first year with the Tiger program as the pitching coach. Pepicelli (pronounced peh-pih-SEH-lee) spent the past nine seasons (2001-09) as the head coach at Saint John Fisher College in Rochester, NY.

Pepicelli, who also served as pitching coach during his tenure with the Cardinal program, led it to a 200-136-1 (.595) record. In the program's first 13 seasons, it had just three winning seasons. But in Pepicelli's nine seasons with the Cardinals, he directed them to seven winning seasons and one .500 campaign.

In each of his last seven seasons with the Cardinals, he directed them to the postseason, including their first Division III Championship berth in 2007. The Cardinals also won ECAC Upstate Championship titles in 2004, 2005, 2007, and 2009. He was named the Empire 8 Athletic Conference Coach-of-the-Year in 2001 and 2007 as well.

"We are very pleased to add Dan Pepicelli as our new pitching coach," said Head Coach Jack Leggett. "I think his knowledge of pitching along with his experience as a head coach and pitching coach will be an asset to our staff. His teams and pitching staffs have been very successful and are well-respected. His

knowledge of fundamentals, communication skills, and work-ethic are qualities that drew me to him.

"I think he will forge a great relationship with our players and I know he will be able to draw out the best in them. I have every bit of confidence that Coach Pepicelli will be able to assist in taking our pitchers to the next level."

In 2009, he coached the Empire 8 Athletic Conference Player-of-the-Year and Rookie-of-the-Year. Leo

Fusilli was named player-of-the-year after hitting .455 with three homers and 38 RBIs, while Teagen Barresi was named rookie-of-the-year after batting .384 with six homers and 39 RBIs.

Pepicelli, who also served as an assistant athletic director at Saint John Fisher, received national attention for his team's act of sportsmanship in 2008. In the ninth

inning against visiting SUNY Oswego in the ECAC Championship, a line-drive foul ball struck a Laker coach in the temple as he was coaching third base. Despite the fact that the Cardinals were trailing 9-5, Pepicelli and the team elected to concede the game, effectively ending any chance at back-to-back NCAA Tournament appearances. Saint John Fisher was honored by the Committee on Sportsmanship & Ethical

Conduct with the NCAA's All-Divisions Sportsmanship Award for its courageous decision.

Prior to his tenure at Saint John Fisher, Pepicelli was the head coach at Hartwick College in 1999 and 2000 after serving as an assistant coach at Hartwick from 1996-98.

The 1990 graduate of SUNY Cortland, who earned a degree in economics/management science, was an all-region and all-conference selection during his playing days. In 1986 and 1987, he played at Mohawk Valley (NY) Community College, where he was an all-region selection.

Pepicelli transferred to SUNY Cortland, where he played in 1989. Pepicelli then played at SUNY College at Oneonta in 1990, where he was an all-conference pick.

Pepicelli is a Certified Strength & Conditioning Specialist and is a member of the National Strength & Conditioning Association. Pepicelli is married to the former Robyn Malloy, who served as an assistant coach with the Syracuse women's soccer program from 2005-09. She was a player on the 1995 National Championship soccer team at Monroe Community College in Rochester, NY and was a two-time captain at Syracuse (1996,97). She was later a coach at Monroe Community College when it won two national titles. Pepicelli was born May 18, 1967 in Schenectady, NY.

The Pepicelli File


Full Name: Daniel James Pepicelli
Born: May 18, 1967 in Schenectady, NY
Education: Bachelor's degree in economics/management at SUNY Cortland (1990).
Playing Experience: Two-year letterman at Mohawk Valley Community College (1986,87)...one-year letterman at SUNY Cortland (1989)...one-year letterman at SUNY College at Oneonta (1990).
Coaching Experience: Assistant coach at Hartwick (1996-98)...head coach at Hartwick (1999,00)...head coach at Saint John Fisher (2001-09).
Family: Wife, Robyn.

Pepicelli's Coaching Record

Year	School	Position(s)	W-L	NCAA
1996	Hartwick	AC	17-16-1	
1997	Hartwick	AC	15-17	
1998	Hartwick	AC	10-22	
1999	Hartwick	HC	9-22	
2000	Hartwick	HC	12-18	
2001	Saint John Fisher	HC	19-14	
2002	Saint John Fisher	HC	15-19	
2003	Saint John Fisher	HC	16-16	
2004	Saint John Fisher	HC	27-14	
2005	Saint John Fisher	HC	22-15	
2006	Saint John Fisher	HC	26-14	
2007	Saint John Fisher	HC	28-13	Division III
2008	Saint John Fisher	HC	25-14-1	
2009	Saint John Fisher	HC	22-17	

Seasons as a full-time NCAA coach:.....14
 Winning seasons:.....8
 NCAA Tournament appearances:.....1
 Record as an assistant coach:.....42-55-1 (.434)
 Record as a head coach:.....221-176-1 (.557)

Dan and Robyn Pepicelli



31 | Michael Johnson

Volunteer Assistant Coach
2nd Season at Clemson
2nd Season Overall
Clemson '08

Michael Johnson is in his second season on the Tiger coaching staff in 2010 and serves as the volunteer assistant coach, working primarily with infielders and hitters. He is also Clemson's first-base coach and wears the #31 jersey, the same number he wore during his playing days as an All-American in Tigertown.

In his first season as a coach at Clemson in 2009, he worked with first-baseman Ben Paulsen, who hit .367 with 13 homers and 61 RBIs. He was also instrumental in the Tigers' .304 batting average in ACC regular-season games and the team winning the Clemson Regional.

Johnson lettered four times as a standout first-baseman at Clemson from 2000-03. His 58 career home runs (#3), .636 career slugging percentage (#5), and 213 career RBIs (#6) are all among the top figures in school history.

Johnson was also a career .344 hitter with 275 hits, 52 doubles, a .465 on-base percentage, and 25 stolen bases in 235 games as a part of four NCAA Tournament teams and two College World Series squads (2000,02).

The two-time captain for the Tigers was a two-time recipient of the Bob Bradley Award as Clemson's MVP of the season series against South Carolina thanks in part to his 10 home runs in 16 career games against the rival Gamecocks. He also owned a .500 batting average with four home runs and 11 RBIs in 10 career ACC Tournament contests and totaled 2,131 putouts in his career, fifth-most in NCAA history, as one of the best defensive first-basemen in school history.

Johnson red-shirted in 1999 and played 44 games as a red-shirt freshman in 2000. As a sophomore in 2001, he hit .321 with 18 homers and 54 RBIs. During the second half of the season, he hit a long ball in five consecutive games, tying a school record. He was also named Clemson Regional MVP that year.

As a junior in 2002, he became a part of one of the top trios in college baseball history. Johnson, National Player-of-the-Year Khalil Greene, and Jeff Baker all hit at

least 25 home runs to lead the Tigers to a top-four finish at the College World Series, where he was named to the All-College World Series team. Johnson, a second-team All-American by **ABCA**, hit .384 with 25 homers and 81 RBIs in 2002.

Despite being drafted in the second round by the San Diego Padres in the summer of 2002, Johnson elected to return for his senior season in 2003. That year, he hit .338 with 12 homers, 51 RBIs, and a .498 on-

base percentage thanks to 63 walks. He was a First-Team All-ACC selection for the second year in a row and received the Mitchell Award as Clemson's MVP.

Johnson, a powerful lefthanded hitter, later signed with the Padres in the summer of 2003 and played at every minor league level from 2003-07. He also had a brief

stint in the Houston Astros' farm system in 2007. In his minor league career, Johnson totaled 90 doubles, 11 triples, 69 homers, and 264 RBIs in 391 games.

Johnson's best minor league campaign came during the 2005 season, when he batted .295 with 20 doubles, five triples, 21 home runs, and 76 RBIs in only 73 contests with the Lake Elsinore Storm (High A).

The Johnson File

Full Name: William Michael Johnson, Jr.

Born: June 25, 1980 in Georgetown, SC

Education: Bachelor of science degree in career & technology education at Clemson (2008).

Playing Experience: Four-year letterman at Clemson (2000-03)...five-year player in the minor leagues in the San Diego Padre and Houston Astro farm system (2003-07).

Coaching Experience: Volunteer assistant coach at Clemson (2009).

Family: Wife, Carrie...the couple has a son, William Michael III (born December 2, 2009).

Johnson graduated from Clemson with a degree in career & technology education in December of 2008. The Georgetown, SC native is married to the former Carrie Breed of Hilton Head, SC. The couple has a son, William Michael III (born December 2, 2009). Johnson was born June 25, 1980 in Georgetown, SC.



Johnson's Coaching Record

Year	School	Position(s)	W-L	NCAA
2009	Clemson	VA	44-22	Super Regional

Seasons as a full-time NCAA coach:	1
Winning seasons:	1
NCAA Tournament appearances:	1
Record as an assistant coach:	44-22 (.667)
Record as a head coach:	0-0



Michael and Carrie Johnson with William Michael III



Brad Owens

Director of Baseball Operations

3rd Season at Clemson

Anderson '06

Brad Owens is in his third season with the Tiger program, serving as the director of baseball operations. He is in charge of all team travel and camps for the Tiger program along with handling many other administrative duties.

The 26-year-old native of Barnwell, SC attended nearby Anderson University, where he was a four-time letterman. The righthanded middle reliever lettered from 2003-06 and served as team captain during his senior season. In his four-year career, he made 52 appearances (one start) on the mound and pitched 73.0 innings.

In both 2005 and 2006, he won the Trojan Challenge, the squad's offseason conditioning competition. Owens was also a member of the Carolinas-Virginia Athletic Conference All-Academic team as a senior and Dean's List student for three years.

During his playing days, Owens worked in a variety of roles at Anderson. He was a sports information department intern and later an assistant. Owens was

also a residence advisor in the Anderson Residence Life Department.

In the summer of 2006, Owens was an operations assistant for the Greenville (SC) Drive (A affiliate of the Boston Red Sox). He also served as a player development intern for the Red Sox during the 2007 season, including duties performed in spring training in Fort Myers, FL.

During the 2006-07 academic year, he served as an administrative graduate assistant for the Student-Athlete Enrichment Programs in Vickery Hall at Clemson. Owens provided academic advising for student-athletic staff members, including monitoring of grades along with assistance with registration, general guidance, and daily communication with coaching staffs of various sports.

Owens, who accumulated a 3.30 GPA in his career as an undergraduate, received a bachelor of science degree in business management from Anderson in May of 2006. He later earned his master's degree from



Clemson in human resource development in May of 2008. Owens was born September 2, 1983 in Augusta, GA.

Support Staff



Roberta Balliet

Administrative Coordinator

Roberta Balliet, a native of Muncy, PA, is in her ninth year at Clemson. She serves as administrative coordinator for 16 sports, coordinates the Tiger Bat Girls, and is the housing coordinator

for the athletic department.

Balliet served as an assistant in the athletic department at Muncy High School, where she was head coach of the cheerleaders for many years. Her squads won numerous awards, locally, regionally, state-wide, and nationally. She also served as game manager for women's basketball and scorekeeper for men's basketball. She served as coach for the summer swim team as well.

Balliet owned and operated a Bed & Breakfast for several years. She served as President of the Muncy Area Chamber of Commerce, and she was a member of the Board of Directors of the Lycoming County Chamber of Commerce and the Muncy Business Association.

Balliet graduated from Muncy High School, where she was a cheerleader and member of the swim team. After graduation, she studied in Sweden, where she graduated from Kunghogskolan with a degree in humanities.

She is a widow and mother of two sons, Andy (Clemson '98 (deceased)) and Keith (38), and daughter-in-law Corina (36). Balliet is also a grandmother of two, Luke (8) and Ava (5).



Bobby Douglas

Director of Academic Services

Bobby Douglas, a native of South Toms River, NJ, has worked in the Clemson Athletic Department for the past 31 years, including the last 19 with the Student-Athlete Enrichment Programs in

Vickery Hall. During the past 19 years, Douglas has served in many capacities with regards to his primary role as an academic advisor for the Student-Athlete Enrichment Programs.

Douglas, who served as the interim director for the Student-Athlete Enrichment Programs in the 2002-03 academic year, was named Director of Academic Services for Student-Athletes in 2004. He is responsible for coordinating academic support for all of Clemson's student-athletes.

Douglas coordinates NCAA eligibility and oversees the Vickery Hall portion of the transfer process for all student-athletes. He also serves on the Orientation Advisory Board.

Douglas has the responsibility of academic advisor for the men's soccer team, a position he has held for 19 years. He is in his fifth season advising the Tiger baseball squad.

Douglas received both his bachelor of science and master's degrees from Clemson. He is married to the former Ann Skelton of Clemson, and they have two children, Mary and John.



Brian Hennessy

Associate SID

Brian Hennessy is in his ninth year as an associate sports information director at Clemson. The Clemson native previously worked as a student and graduate assistant in the sports information

office for six years (1995-00).

Hennessy is responsible for all sports information operations for baseball and is the secondary contact for football. He has written and edited the baseball guide (1998-00,03-10) and football guide (2002-09). He has received numerous honors from CoSIDA, including a #4 national ranking for his 2000 baseball guide, a #2 national ranking for his 2005 baseball guide, and a #7 national ranking for his 2009 baseball guide. The 2005 baseball media guide cover was rated #1 in the nation.

Hennessy, who also has been responsible for layout and editing of the football gameday programs since 2002, teamed with Tim Bourret to rank #2 in the nation for the 2008 football program series.

Hennessy also worked as an engineer in Houston, TX from 2001-02.

He graduated from Clemson with a bachelor's degree in civil engineering ('98) and later received a master's degree in transportation engineering ('00). He also graduated from D.W. Daniel High School ('94), where he played baseball and basketball. He was born January 6, 1976 in Woodbury, NJ.



Hannah Lee Burbage
Sr. • Charleston, SC



Tiffany Carson
Jr. • East Brunswick, NJ



Emma Cook
Jr. • Goose Creek, SC



Logan Dunn
So. • Pickens, SC



Cayce French
Jr. • Williamston, NC



Anne McGregor
Fr. • Anderson, SC



Allison Scott
So. • Eagan, MN



Nicole Wright
Sr. • Fort Mill, SC

Clemson Tiger Sports Network

Clemson Baseball will be broadcast over the airways in 2010 thanks to **Don Munson, Bob Mahony, Dan Scott**, and the Clemson Tiger Sports Network. The official Clemson sports network has broadcast a regular-season baseball package since 1991 and postseason games since the mid 1970s.

The Clemson Tiger Sports Network will broadcast 36 regular-season games in 2010. It will broadcast the 30 ACC games, three games against South Carolina, both games against Georgia, and the game against Coastal Carolina. The network will also broadcast all postseason contests.

The broadcasts will begin 15 minutes prior to the start of each game, as it will have comments and strategies from Head Coach **Jack Leggett**.

Additionally, WCCP-FM (104.9) in Clemson will broadcast the other 20 regular-season games. **Scott** will handle the play-by-play duties. For a complete list of games on the radio, see page 1.



Don Munson Play-By-Play Announcer

Don Munson, play-by-play announcer, is in his seventh year with Tiger baseball. Munson rejoined the network in 2003 after serving for several years as network host in the mid-to-late 1990s. He has also served as the play-by-play announcer for Appalachian State and UNC Asheville basketball, while also calling Western Carolina football and basketball games.

Munson (47) was the sports director at WATA-AM in Boone, NC from 1984-87 and was later the sports director at WHKP-AM in Hendersonville, NC. He was also the play-by-play announcer for Lady Tiger basketball. The 1984 Appalachian State graduate is married to the former Elizabeth Ann Justus. The couple has a daughter, Michelle (18).

CTSN's Baseball Affiliates

Location	Station	Frequency
Barnwell, SC	WDOG	1460 AM
Camden, SC	*WCAM	1590 AM
Camden, SC	*WPUB	102.7 FM
Charleston, SC	^WQNT	1450 AM
Clemson, SC	WCCP	104.9 FM
Clinton, SC	WPCC	1410 AM
Columbia, SC	WZMJ	93.1 FM
Greenville, SC	*WGVL	1440 AM
Hampton, SC	WHS	1270 AM
Newberry, SC	WKDK	1240 AM
Union, SC	WBCU	1460 AM

* - airs partial schedule only; ^ - airs NCAA Tournament games only; Note: Flagship station in **bold**; all correspondence concerning network clearances, advertising, and formatting should be directed to **Robert Stockhausen** via phone at (864) 654-5544 or via email at rstockhausen@clemsontigersp.com.



Radio/Television Roster



2 Jason Stolz
INF • So.
Marietta, GA



3 Jeff Schaus
OF • Jr.
Naples, FL



4 John Hinson
INF • So.
Asheville, NC



5 Mike Freeman
INF • Sr.
Orlando, FL



6 Dominic Leone
RHP • Fr.
Norwich, CT



7 Jack Leggett
Head Coach
17th Season




8 Richie Shaffer
INF/RHP • Fr.
Charlotte, NC



9 Phil Pohl
C • So.
Cooperstown, NY



10 Tom Riginos
Associate Head Coach
8th Season



11 Kyle Parker
OF/1B • Jr.
Jacksonville, FL



12 Wilson Boyd
OF • Sr.
Hickory, NC




13 Brad Miller
INF • So.
Windermere, FL



15 Mike Kent
RHP • Fr.
Springfield, VA



17 John Nester
C/1B • Jr.
Greer, SC



18 Addison Johnson
OF • Jr.
Pafftown, NC



19 Kevin Brady
RHP • Fr.
Gaithersburg, MD



20 Scott Firth
RHP • Fr.
Buffalo Grove, IL



21 Seth Neely
INF • Fr.
Rock Hill, SC




22 Spencer Kieboom
C • Fr.
Marietta, GA




23 Justin Sarratt
RHP • Fr.
Gaffney, SC



24 Dan Pepicelli
Assistant Coach
1st Season



26 Chris Epps
OF • Jr.
Stone Mountain, GA



28 Jonathan Meyer
RHP • Fr.
San Diego, CA



29 David Haselden
RHP • So.
Spartanburg, SC



30 Will Lamb
LHP/OF • So.
Seaford, VA



31 Michael Johnson
Volunteer Assistant Coach
2nd Season



32 Kevin Kyle
LHP • Fr.
Atlanta, GA



33 Scott Weismann
RHP • So.
Boxborough, MA



36 Casey Harman
LHP • Jr.
South Burlington, VT



37 Kevin Caughman
INF • Fr.
Martinez, GA



39 Alex Frederick
RHP • Jr.
Lagrangeville, NY



40 J.T. Wauford
RHP • Fr.
Midlothian, VA



42 Josh Thraikill
RHP • Jr.
Arden, NC



44 Tomas Cruz
RHP • Sr.
Amarillo, TX



47 Marcus Curry
C • Fr.
Nichols, SC



51 Joseph Moorefield
LHP • Fr.
Woodruff, SC



Brad Owens
Director of Baseball Operations
3rd Season



Travis Johnston
Athletic Trainer
2nd Season



Mark Smith
Student Equipment Manager
3rd Season



Dennis Love
Strength & Conditioning Coach
1st Season



Mike Echols
Field Manager
9th Season



Brian Hennessy
Sports Information Contact
12th Season

MEET THE TIGERS

20 RETURNING LETTERMEN, 1 RED-SHIRT, & 11 ROOKIES



Fifth-year senior outfielder Wilson Boyd is one of eight returning position starters for the Tigers in 2010.



12 | Wilson Boyd

OF • L-L • 5-8 • 175 • *Sr. • 3VL

Hickory, NC • Hickory HS

Management



Has good power despite his 5'8" frame...can play any outfield position...a career .308 hitter in 173 games (153 starts) in three seasons...has 34 doubles, seven triples, 16 homers, 120 RBIs, and 12 steals in his career...two-time winner of the Bob Bradley Award as Clemson's MVP of the season series against South Carolina...only current Tiger who was a member of the last Tiger team to play in the College World Series in 2006; he red-shirted that season and did not travel to Omaha.

2009 (Red-Shirt Junior)

Hit .341 with 35 runs, 15 doubles, three triples, three homers, 46 RBIs, and five steals in 52 games (49 starts, including 21 in centerfield, 12 in left field, 11 in right field, and five as the DH)...had a .418 on-base percentage thanks to 24 walks against only 22 strikeouts in 182 at-bats...had 19 multi-hit games and 14 multi-RBI games...had an 11-game hitting streak, the longest by a Tiger in 2009; he was 23-for-42 (.548) with six doubles, two triples, 13 RBIs, a .604 on-base percentage, and nine multi-hit games in his 11-game hitting streak...had two of the team's four walkoff hits...hit a team-best .411 with two outs and a team-best .481 with runners in scoring position...was 5-for-8 (.625) with a double, 15 RBIs, and four walks with the bases loaded...was 11-for-15 (.733) with 19 RBIs in the first inning...member of the All-ACC Tournament and Clemson Regional All-Tournament teams; he was 6-for-13 (.462) with five RBIs in three ACC Tournament games and 7-for-20 (.350) with five RBIs in five Clemson Regional games...hit a walkoff single in the 10th inning against Charlotte on Feb. 22...went 3-for-4 with a double and two runs against #5 Miami (FL) on Apr. 12; he was 6-for-13 (.462) in the series...went 4-for-5 with three RBIs against Furman at Greenville, SC (Fluor Field) on May 11; he had a

streak of seven consecutive hits over two games...hit a walkoff single with two outs in the 11th inning against #4 North Carolina in the ACC Tournament on May 23...went 4-for-6 with two doubles and four RBIs against Oklahoma State in the Clemson Regional on May 31.

2008 (Red-Shirt Sophomore)

Hit .300 with 42 runs, 12 doubles, one triple, 11 homers, 44 RBIs, and six steals in 59 starts, including 52 in centerfield and seven in left field...one of only two Tigers to start every game...tied for the team lead in hits (70) and sacrifice bunts (6)...had a team-high 20 two-out RBIs...had 19 multi-hit games and a team-best 13 multi-RBI games...reached base via a hit or walk in 24 straight games, which included the last five games of 2007 and first 19 games of 2008...had a 14-game hitting streak from February to March...had a 10-game hitting streak from April to May...received the Bob Bradley Award as Clemson's MVP of the four-game series against South Carolina; he

was 6-for-16 (.375) in four starts...hit a solo homer and three-run homer in the third inning against Mercer on Feb. 24; he became the fourth Tiger in history to hit two homers in an inning...went 5-for-6 with two doubles and two RBIs against Boston College on Mar. 16; he was 10-for-16 (.625) with six RBIs and four steals in the series...went 3-for-4 at #2 Miami (FL) on Apr. 5...hit a three-run homer and had four RBIs at #25 Georgia Tech on May 11...went 3-for-5 with a homer and two runs against #24 Georgia Tech in the ACC Tournament on May 24; he went 5-for-11 (.455) in three ACC Tournament games.

2007 (Red-Shirt Freshman)

Hit .285 with 39 runs, seven doubles, three triples, two homers, and 30 RBIs in 62 games (45 starts, including 39

in right field, four in left field, and two as the DH)...#2 batter in the lineup during the second half of the season...had 13 multi-hit games...had a 10-game hitting streak in April...received the Bob Bradley Award as Clemson's MVP of the four-game series against South Carolina; he was 5-for-14 (.357) with four RBIs in four starts...came off the bench and went 2-for-3 with two runs, a team-season-high two triples, and three RBIs against Georgia on Apr. 4; the second triple came in the ninth inning with the Tigers down a run, as he later scored the tying run in Clemson's win...went 2-for-4 with four RBIs against #5 South Carolina on Apr. 25...hit his first career home run at #2 Florida State on May 12...went 3-for-5 with a double and three runs at #10 Coastal Carolina in the Myrtle Beach Regional on June 3.

2006 (Freshman)

Red-shirted...played for Thomasville in the Coastal Plain League in the summer, where he hit a team-best .324 with four homers and 31 RBIs in 48 games (46 starts); he helped lead the team to the league title.

Before Clemson

Louisville Slugger All-American as a senior at Hickory High...all-state as a junior and senior...all-region as a sophomore, junior, and senior...all-conference as a freshman, sophomore, junior, and senior...played in the North Carolina vs. South Carolina All-Star game...MVP of the Senior Games as a senior...conference player-of-the-year as a senior...had a career batting average of .438...lettered four times in baseball and once in football at Hickory High, where he was coached by David Craft.

Personal

Majoring in management...born Wilson Andrew Boyd on Oct. 28, 1986 in Charlotte, NC.

Boyd's Career Highs

Runs	3	many (3)	-----
Hits	5	Boston College	3-16-08
Doubles	2	many (5)	-----
Home Runs	2	Mercer	2-24-08
RBIs	4	many (5)	-----
Walks	3	Coastal Carolina	3-18-08
Steals	2	Boston College	3-14-08

Boyd's Career Stats

Overall																							
Year	Avg	GP-GS	AB	R	H	2B	3B	HR	RBI	TB	Slg%	BB	HP	SO	GDP	OB%	SF	SH	SB	PO	A	E	Fld%
2007	.285	62-45	193	39	55	7	3	2	30	74	.383	17	1	31	1	.344	1	3	1-6	72	2	3	.961
2008	.300	59-59	233	42	70	12	1	11	44	117	.502	29	0	41	6	.376	1	6	6-9	130	2	2	.985
2009	.341	52-49	182	35	62	15	3	3	46	92	.505	24	1	22	3	.418	1	3	5-5	83	1	1	.988
Totals	.308	173-153	608	116	187	34	7	16	120	283	.465	70	2	94	10	.379	3	12	12-20	285	5	6	.980

ACC Regular Season																							
Year	Avg	GP-GS	AB	R	H	2B	3B	HR	RBI	TB	Slg%	BB	HP	SO	GDP	OB%	SF	SH	SB	PO	A	E	Fld%
2007	.280	29-22	100	17	28	4	0	2	14	38	.380	6	0	14	1	.321	0	2	0-1	42	1	2	.956
2008	.299	30-30	127	19	38	6	1	4	23	58	.457	12	0	20	3	.360	0	2	4-6	64	2	2	.971
2009	.316	21-20	79	19	25	7	0	2	16	38	.481	9	0	8	1	.386	0	0	2-2	40	1	0	1.000
Totals	.297	80-72	306	55	91	17	1	8	53	134	.438	27	0	42	5	.354	0	4	6-9	146	4	4	.974



19 | Kevin Brady

RHP • L-R • 6-2 • 190 • *Fr. • 1VL
Gaithersburg, MD • Gaithersburg HS
Special Education

Talented righthander who received a medical red-shirt in 2009...will compete for a starting spot on the pitching staff in 2010...expected to be a valuable contributor for years to come.

2009 (Freshman)

Had an 0-0 record and 1.69 ERA in four appearances (three starts)...in 10.2 innings pitched, he allowed nine hits (.225 opponents' batting average) and five walks with eight strikeouts...Clemson had a 3-0 record in his three starts...allowed just one extra-base hit (triple)...had a .143 opponents' batting average with runners on base and .083 opponents' batting


average with runners in scoring position...did not pitch after March 11 and received a medical red-shirt...pitched 1.1 scoreless innings in relief in his first career outing as a Tiger against Charlotte on Feb. 21...#4 newcomer in the

ACC in the preseason by **Baseball America**...#37 freshman in the nation in the preseason by **Baseball America**...played for Youse in the Cal Ripken, Sr. Collegiate Baseball League in the summer, where he had a 2-2 record and 1.53 ERA in 29.1 in-

nings pitched over five starts; pitched two complete games and allowed just 17 hits (.162 opponents' batting average), no home runs, and five walks with 38

Brady's Career Highs

Total IP	4.2	Wofford	2-25-09
Scoreless IP	1.2	Michigan State	3-11-09
Hits	6	Wofford	2-25-09
Runs	1	many (2)	-----
Earned Runs	1	many (2)	-----
Walks	3	Michigan State	3-11-09
Strikeouts	3	many (2)	-----



strikeouts; named to the league's All-Star team; named the league's #1 prospect by both **Baseball America** and **PG Crosschecker**.

Before Clemson

Drafted in the 44th round (#1316 overall pick) by the Baltimore Orioles in 2008...All-League member and #3 prospect in the Cal Ripken, Sr. Collegiate Baseball League...all-state standout at Gaithersburg High School...had a 19-2 record, 1.05 ERA, and 249 strikeouts in 140.2 innings pitched in his high school career...appeared in **Sports Illustrated's** "Faces in the Crowd"...Rawlings Player-of-the-Year in the state of Maryland as a senior...All-Extra Montgomery County Player-of-the-Year as a senior...all-metro selection during his junior and senior seasons...had a 7-0 record, 0.29 ERA, and 98 strikeouts against only eight walks in 48.1 innings pitched in his senior season...#1 prospect in Maryland according to **Perfect Game**...**Washington Post** Player-of-the-Year and First-Team All-Metro selection during his junior season...had a 9-0 record, 0.84 ERA, and 112 strikeouts during his junior season...pitched a perfect game during his junior season...hit .429 with an .825 slugging percentage and .565 on-base percentage during his junior season...East Coast Pro Showcase selection...lettered three times in baseball and once in swimming at Gaithersburg High School, where he was coached by Jason Woodward.

Personal

Member of the ACC Academic Honor Roll in 2008-09...majoring in special education...born Kevin Michael Brady on Sept. 7, 1990 in Gaithersburg, MD.



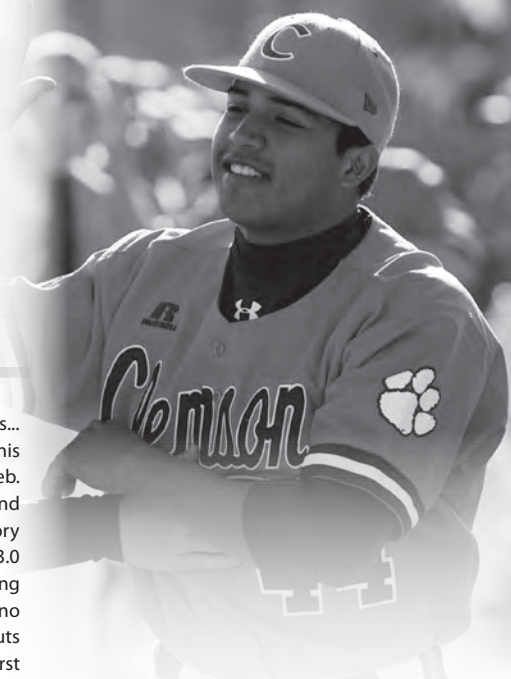
Brady's Career Stats

Year	ERA	W-L	APP	GS	CG	SHO/CBO	SV	IP	H	Overall		BB	SO	AB	O/BA	WP	HBP	BK	PO	A	E	Fld%
										R	ER											
2009	1.69	0-0	4	3	0	0/1	0	10.2	9	2	2	5	8	40	.225	1	3	0	0	0	0	-----



44 | Tomas Cruz

RHP • R-R • 5-9 • 195 • Sr. • 1VL
Amarillo, TX • Seward County (KS) CC
Preprofessional Health Studies



Former junior college transfer who has been valuable in both long and short-relief roles...changes speeds well...one of four seniors on the 2010 team.

2009 (Junior)

Had a 2-3 record and 3.33 ERA in 24 relief appearances...

had a team-tying-high four saves...in 46.0 innings pitched, he allowed 32 hits (.195 opponents' batting average) and 16 walks with 39 strikeouts...led the team in ERA...had a 2-1 record, 3.26 ERA, and 15 strikeouts against only five walks in 19.1 innings pitched over 10 relief appearances in ACC regular-season games...allowed just four of his 17 inherited baserunners to score; two of those four runners scored on a two-out error...had a 1-0 record, 2.60 ERA, .167 opponents' batting average, and 17 strikeouts against only three walks in 17.1 innings pitched over

nine relief appearances on opponents' home fields...pitched 2.0 hitless and scoreless innings in relief in his first career outing as a Tiger against Charlotte on Feb. 22...pitched 3.0 innings, allowing one hit, no runs, and no walks with two strikeouts to earn his first victory as a Tiger at #2 North Carolina on Mar. 6...pitched 3.0

Cruz's Career Highs

Total IP	4.1	Oklahoma State	6-1-09
Scoreless IP	3.0	many (2)	-----
Hits	4	Oklahoma State	6-1-09
Runs	3	Georgia Tech	4-25-09
Earned Runs	3	Georgia Tech	4-25-09
Walks	2	many (4)	-----
Strikeouts	5	many (2)	-----

innings in relief, allowing two hits, no runs, and no walks with two strikeouts to earn the win in the first game of a doubleheader against Wake Forest on Mar. 13...pitched a scoreless eighth inning against South Carolina-Upstate on Mar. 18; he was the fourth of five righthanders who combined to pitch Clemson's first no-hitter since 1984...pitched 1.2 hitless innings in relief and did not allow an earned run at #24 Florida State on Mar. 20...pitched the ninth inning to record his first career save in the second game of a doubleheader against Elon on Mar. 24...pitched 2.0

innings in relief, allowing two hits, no runs, and no walks with two strikeouts to earn the win in the first game of a doubleheader against Wake Forest on Mar. 13...pitched a scoreless eighth inning against South Carolina-Upstate on Mar. 18; he was the

innings in relief to record the save in the first game of a doubleheader at Boston College on Mar. 28...pitched 2.0 hitless and scoreless innings in relief with two strikeouts at #1 Georgia on Mar. 31...pitched 4.0 innings in relief, allowing one hit, one run, and no walks with five strikeouts at South Carolina on Apr. 7...pitched 2.0 innings in relief, allowing two hits, no runs, and one walk with two strikeouts to record the save against #5 Miami (FL) on Apr. 12...pitched 2.1 innings in relief, allowing no hits, no runs, and no walks with one strikeout against College of Charleston on May 12...struck out the only batter he faced to record the save at N.C. State on May 16...pitched 4.1 innings in relief, allowing four hits, one run, and two walks with four strikeouts against Oklahoma State in the Clemson Regional on June 1...played for Florence in the Coastal Plain League in the summer, where he was 0-0 with a 3.86 ERA in 7.0 innings pitched over two appearances (one start); he had eight strikeouts against only one walk.

Before Clemson

Second-team All-American and conference (western division) player-of-the-year at Seward County (KS) Community College in 2008...first-team all-region and first-team all-conference in 2008...played on the NJCAA National team...member of the conference champions in 2007 and 2008...coached by Galen McSpadden at Seward County Community College...lettered three times in baseball at Amarillo High School, where he was coached by Gary Hix.

Personal

Majoring in preprofessional health studies...pronounced TAH-muhs...born Tomas Marc Cruz on Mar. 4, 1988 in Amarillo, TX.



Cruz's Career Stats

Overall																						
Year	ERA	W-L	APP	GS	CG	SHO/CBO	SV	IP	H	R	ER	BB	SO	AB	O/BA	WP	HBP	BK	PO	A	E	Fld%
2009	3.33	2-3	24	0	0	0/1	4	46.0	32	19	17	16	39	164	.195	6	3	1	2	8	1	.909
ACC Regular Season																						
Year	ERA	W-L	APP	GS	CG	SHO/CBO	SV	IP	H	R	ER	BB	SO	AB	O/BA	WP	HBP	BK	PO	A	E	Fld%
2009	3.26	2-1	10	0	0	0/0	3	19.1	18	9	7	5	15	74	.243	2	1	0	0	2	1	.667



26 | Chris Epps

Co-Captain

OF • L-R • 6-0 • 185 • Jr. • 2VL

Stone Mountain, GA • Dunwoody HS

Community Recreation, Sport, & Camp Management



Team co-captain in 2010...has an excellent eye at the plate...was a backup player most of the 2009 season before being inserted into the starting lineup as the leadoff batter and DH at the end of April...a career .262 hitter in 96 games (62 starts) over two seasons...has eight doubles, two triples, five homers, 39 RBIs, and 14 steals in his career...has 55 walks and a .411 on-base percentage...his career mark of one walk every 4.16 at-bats is third-best in school history.

2009 (Sophomore)

Hit .297 with 32 runs, six doubles, two triples, four homers, 27 RBIs, and nine steals in 56 games (29 starts, including 25 as the DH, three in right field, and one in centerfield)...played in a team-high 27 games off the bench...had a .415 on-base percentage thanks to 25 walks in 128 at-bats...hit a team-high .464 with one double, two homers, nine RBIs, and eight runs in seven NCAA Tournament games...inserted into the starting lineup as the leadoff batter and DH for the last 23 games; he was 30-for-90 (.333) with four doubles, one triple, three homers, 20 RBIs, 24 runs, and six steals in the last 23 games and reached base via a hit or walk in 22 of those 23 games; he also hit safely in 12 of the last 13 games and in all seven NCAA Tourney games...led the team in starts as the leadoff batter (23)...hit .365 with runners on base and .385 with runners in scoring position...named Clemson Regional MVP after going 10-for-19 (.526) with one double, two homers, six RBIs, and seven runs in five games...hit a three-run homer and had four RBIs in the second game of a doubleheader against Elon on Mar. 24...hit a pinch-hit, run-scoring single in the fifth inning to give Clemson the lead for good and stole a base against South Carolina on Apr. 8...scored three runs against #4 Georgia Tech on Apr. 25; he started as the leadoff batter for the first time all season...went 2-for-4 with a triple

and two RBIs against Maryland on May 2...went 3-for-3 with two doubles, three RBIs, and a walk against North Carolina-Wilmington on May 8; he was 5-for-11 (.455) with two doubles, three RBIs, and three runs in the series...went 3-for-4 with two RBIs at N.C. State on May 14...hit the first pitch over the fence for a homer at N.C. State on May 16; he was 5-for-11 (.455) with a homer, three RBIs, four runs, and three walks in the series...hit a bunt single in the ninth inning and scored the winning run against Tennessee Tech in the Clemson Regional on May 29...went 3-for-3 with a homer, two RBIs, two runs, and a walk against Tennessee Tech in the Clemson Regional on May 31...went 3-for-5 with an RBI, two runs, and a steal against Oklahoma State in the Clemson Regional on May 31...went 2-for-4 with a double, homer, two RBIs, and two runs against Oklahoma State in the Clemson Regional on June 1; his two-out, two-run homer on an 0-2 pitch in the seventh inning started Clemson's comeback from a 5-1 deficit...went 2-for-5 with three RBIs at #2 Arizona

State in the Tempe Super Regional on June 6...played for Thomasville in the Coastal Plain League in the summer, where he hit .344 with 40 runs, 10 doubles, five triples, six homers, 22 RBIs, a .470 on-base percentage, and 12 steals in 33 games; named to the league's All-Star team; named league tri-hitter-of-the-week on July 6 after going 11-for-26 (.423) with one homer, three doubles, two triples, and 11 RBIs in six games...named the league's #4 prospect by **Baseball America**.

2008 (Freshman)

Hit .218 with 19 runs, two doubles, one homer, 12 RBIs, a .406 on-base percentage, and five steals in 40 games (33 starts, including a team-high 27 in right field and six as the DH)...second on the team in on-base percentage...walked once every 3.37 at-bats (30 walks in 101 at-bats), the fifth-best mark in school history...was 2-for-5 as a

pinch-hitter...had a .456 on-base percentage, best on the team by 50 points, in 20 home games thanks to 21 walks against only nine strikeouts...hit .304 with a .494 on-base percentage in Clemson wins and only .122 with a .294 on-base percentage in Clemson losses...went 3-for-3 with two runs, a walk, and steal in the first game of a doubleheader against Mercer on Feb. 23...went 2-for-4 with a two-run homer in the second game of a doubleheader against Mercer on Feb. 23; he went 5-for-7 in the doubleheader and was 5-for-5 in his first five official at-bats of his career; he also walked, therefore he reached base safely in each of his first six plate appearances...went 2-for-3 with two runs, two RBIs, a hit-by-pitch, and steal at Duke on Apr. 18...went 2-for-4 with three RBIs against Presbyterian at Greenville, SC on Apr. 23...walked three times, scored two runs, and stole two bases against Virginia Tech on Apr. 25.

Before Clemson

Member of the state championship team as a senior at Dunwoody High, the school's first-ever state title...#106 prospect in the nation by **Perfect Game** and #111 prospect by **Baseball America**...#7 prospect in Georgia by **Perfect Game**...drafted in the 28th round (#869 overall pick) by the White Sox...lettered four times in baseball at Dunwoody High, where he was coached by Tom Bass.

Personal

Majoring in community recreation, sport, & camp management...born Christopher Kenneth Epps on Dec. 10, 1988 in Atlanta, GA.

Epps' Career Highs

Runs	3	Georgia Tech	4-25-09
Hits	3	many (5)	-----
Doubles	2	North Carolina-Wilmington	5-8-09
Home Runs	1	many (5)	-----
RBIs	4	Elon	(2)3-24-09
Walks	3	many (2)	-----
Steals	2	many (2)	-----

Epps' Career Stats

Overall																							
Year	Avg	GP-GS	AB	R	H	2B	3B	HR	RBI	TB	Slg%	BB	HP	SO	GDP	OB%	SF	SH	SB	PO	A	E	Fld%
2008	.218	40-33	101	19	22	2	0	1	12	27	.267	30	2	32	1	.406	0	2	5-6	55	1	1	.982
2009	.297	56-29	128	32	38	6	2	4	27	60	.469	25	3	32	2	.415	3	2	9-11	12	1	1	.929
Totals	.262	96-62	229	51	60	8	2	5	39	87	.380	55	5	64	3	.411	3	4	14-17	67	2	2	.972

ACC Regular Season																							
Year	Avg	GP-GS	AB	R	H	2B	3B	HR	RBI	TB	Slg%	BB	HP	SO	GDP	OB%	SF	SH	SB	PO	A	E	Fld%
2008	.180	20-16	50	8	9	0	0	0	5	9	.180	13	2	17	1	.369	0	1	3-4	25	0	0	1.000
2009	.271	21-11	48	12	13	1	1	1	9	19	.396	11	0	9	1	.400	1	0	3-5	5	1	0	1.000
Totals	.224	41-27	98	20	22	1	1	1	14	28	.286	24	2	26	2	.384	1	1	6-9	30	1	0	1.000



39 | Alex Frederick

RHP • R-R • 5-9 • 180 • *Jr. • 1VL

Lagrangeville, NY • Dutchess CC

Economics

Former junior college transfer who has been effective in long relief...will provide depth in the bullpen in 2010...has a 2-1 record and 6.67 ERA in 28.1 innings pitched over 12 career appearances (two starts) at the collegiate level (two seasons, one at Iona and one at Clemson).

2009 (Red-Shirt Sophomore)

Had a 1-0 record and 3.72 ERA in six relief appearances...

in 9.2 innings pitched, he allowed 11 hits (.289 opponents' batting average) and four walks with eight strikeouts...allowed all four of his runs in his last outing, therefore he did not allow an earned run in his other five appearances during the season...

in 6.0 innings pitched over three relief appearances in ACC regular-season contests, he had a 0.00 ERA along with a .238 opponents' batting average...in his first outing as a Tiger, he pitched a scoreless inning in relief against North Carolina-Asheville on Mar. 4...pitched 2.0 perfect innings in relief with three strikeouts in the first game of a doubleheader against #5 Miami (FL) on

Apr. 11...pitched 2.0 innings in relief, allowing one hit, no runs, and no walks with three strikeouts to earn his first victory as a Tiger against Western Carolina on Apr. 15...pitched 3.0 scoreless innings in relief at Virginia Tech on Apr. 18.

Before Clemson

Played at Dutchess Community College in 2008, where

he was coached by Steve Greller...played at Iona in 2007, where he was 1-1 with an 8.20 ERA in 18.2 innings pitched over six appearances (two starts); he did not allow a stolen base in three attempts...all-state, all-conference, and all-section selection

along with earning section MVP honors as a senior at Our Lady of Lourdes High School...had a 23-3 record and over 200 strikeouts in his high school career...member of the state championship team during his senior season...member of the AAU national championship team...lettered three times at Our Lady of Lourdes High, where he was coached by Greller.

Frederick's Career Highs

Total IP	3.0	Virginia Tech	4-18-09
Scoreless IP	3.0	Virginia Tech	4-18-09
Hits	4	many (2)	-----
Runs	4	Furman	5-11-09
Earned Runs	4	Furman	5-11-09
Walks	3	Virginia Tech	4-18-09
Strikeouts	3	many (2)	-----

Personal

His father David played baseball and football at Union...majoring in economics...born Alexander Peter Frederick on Apr. 23, 1988 in Lagrangeville, NY.



Frederick's Career Stats

	Overall																					
Year	ERA	W-L	APP	GS	CG	SHO/CBO	SV	IP	H	R	ER	BB	SO	AB	O/BA	WP	HBP	BK	PO	A	E	Fld%
2007*	8.20	1-1	6	2	0	0/0	0	18.2	32	22	17	14	6	80	.400	3	0	0	6	7	4	.765
2009	3.72	1-0	6	0	0	0/0	0	9.2	11	5	4	4	8	38	.289	1	0	0	0	1	0	1.000
Totals	6.67	2-1	12	2	0	0/0	0	28.1	43	27	21	18	14	118	.364	4	0	0	6	8	4	.778

* - Iona

ACC Regular Season																						
Year	ERA	W-L	APP	GS	CG	SHO/CBO	SV	IP	H	R	ER	BB	SO	AB	O/BA	WP	HBP	BK	PO	A	E	Fld%
2009	0.00	0-0	3	0	0	0/0	0	6.0	5	1	0	3	5	21	.238	1	0	0	0	1	0	1.000



5 | Mike Freeman

Co-Captain

INF • L-R • 5-11 • 185 • Sr. • 2VL
Orlando, FL • University of Georgia
Financial Management

Team co-captain in 2010...transferred from Georgia, where he played in 2007...solid defensive second-baseman who sprays the ball to all fields at the plate...a career .309 hitter with 28 doubles, five triples, five homers, 71 RBIs, and 16 steals in 168 games (158 starts) at the collegiate level (three seasons, one at Georgia and two at Clemson)...is 11-for-26 (.423) with six runs in six career ACC Tournament games...two-time All-ACC Academic team member...won the Omaha Challenge competition among position players in the fall of 2009.

2009 (Junior)

Drafted in the 36th round (#1086 overall pick) by the Arizona Diamondbacks...team co-captain...All-ACC Academic team member...hit .328 with 60 runs, 16 doubles, five triples, four homers, 44 RBIs, and 11 steals in 66 games (all starts at second base)...one of only three Tigers to start every game...tied for the team lead in games, starts, and runs...led the team in triples...tied for second in the ACC in triples and tied for eighth in hits (88)...had a .414 on-base percentage...had a stellar .979 fielding percentage thanks to committing just seven errors...played all but a handful of Clemson's 594.1 innings at second base...had a .425 on-base percentage in ACC regular-season games...hit a team-high .400 with three doubles, one triple, two homers, nine RBIs, and 10 runs in 10 postseason games...in the last 24 games, he was 38-for-97 (.392) with 25 runs, nine doubles, one triple, two homers, and 21 RBIs...had 25 multi-hit games, including 10 games of at least three hits...had a team-high four four-hit games...had a 19-game errorless streak from March to April and an 18-game errorless streak from April to May...had a 10-game hitting streak from April to May...named to the Clemson Regional All-Tournament team after go-

ing 11-for-22 (.500) with three doubles, seven RBIs, and six runs in five games...went 4-for-4 against Michigan State at Greenville, SC on Mar. 11...went 4-for-5 with a homer, triple, three runs, a team-season-high seven RBIs, a walk, and steal against South Carolina-Upstate on Mar. 18...went 2-for-3 against #4 Georgia Tech on Apr. 26; he went 5-for-8 (.625) with five walks in the series...went 4-for-6 with a home run against #4 North Carolina in the ACC Tournament on May 23; he went 7-for-15 (.467) with a home run in three ACC Tournament games...went 4-for-6 with a homer, two RBIs, and a team-season-high four runs against Oklahoma State in the Clemson Regional on May 31...went 3-for-4 with a double, triple, and RBI against Oklahoma State in the Clemson Regional on June 1.

Freeman's Career Highs

Runs	4	Oklahoma State	5-31-09
Hits	4	many (4)	-----
Doubles	1	many (24)	-----
Home Runs	1	many (5)	-----
RBIs	7	South Carolina-Upstate	3-18-09
Walks	4	Wofford	2-25-09
Steals	2	many (2)	-----

and two at third base)...tied for the team lead in runs...had a .959 fielding percentage...started at the leadoff spot a team-high 35 times...had a team-tying-high 21 multi-hit games...batted .350 in 30 ACC regular-season games...had five-straight two-hit games in May and had at least two hits in eight of the last 10 games of the season...went 3-for-4 with a grand slam, two runs, and five RBIs against North Carolina-Greensboro on Mar. 11; it was his first career homer...went 2-for-3 with three runs, two walks, and a steal against College of Charleston on May 13...went 3-for-5 with a double, two runs, and a run-scoring single in the eighth inning that gave Clemson the lead for good at Central Florida on May 17...went 2-for-4 with a double, two runs, one RBI, and two walks against #24 Georgia Tech in the



ACC Tournament on May 24...played for Brewster in the Cape Cod League in the summer, where he hit .274 with seven doubles, one triple, one homer, and 22 RBIs in 44 games; he added 46 runs and five steals...received the team's Citizenship Award.

Before Clemson

Played for Keene in the New England Collegiate Baseball League in the summer of 2007, where he batted .297 in 40 games; he led the team in hits (49), RBIs (24), sacrifice bunts (5), and assists (147) while splitting time at shortstop and second base...lettered as a freshman at Georgia in 2007; he hit .237 with four doubles, eight RBIs, and a team-high seven sacrifice bunts in 48 games (40 starts)...went 3-for-4 with a double against #24 Georgia Tech at Turner Field...member of the SEC Academic Honor Roll...drafted in the 41st round (#1233 overall pick) by the San Diego Padres in 2006...batted .440 with 23 RBIs as a senior at Edgewater High School...defensive MVP in the Central Florida All-Star game...member of the state of Florida All-Star team...attended the East Coast Professional Showcase and Florida Diamond Club...member of the Orlando Scorpions, who finished second in the 2005 Perfect Game Under-18 World Wood Bat Championship while playing shortstop...hit .437 with 17 RBIs as a junior...lettered four times in baseball, two times in soccer, and once in golf at Edgewater High, where he was coached by Chip Gierke.

Personal

Two-time member of the ACC Academic Honor Roll...majoring in financial management...born Michael Barrett Freeman on Aug. 4, 1987 in Orlando, FL.

Freeman's Career Stats

Overall																							
Year	Avg	GP-GS	AB	R	H	2B	3B	HR	RBI	TB	Slg%	BB	HP	SO	GDP	OB%	SF	SH	SB	PO	A	E	Fld%
2007*	.237	48-40	135	14	32	4	0	0	8	36	.267	12	2	22	2	.309	0	7	2-3	84	104	13	.935
2008	.332	54-52	199	46	66	8	0	1	19	77	.387	20	3	28	2	.401	0	6	3-7	112	144	11	.959
2009	.328	66-66	268	60	88	16	5	4	44	126	.470	42	2	43	9	.414	7	4	11-16	122	197	7	.979
Totals	.309	168-158	602	120	186	28	5	5	71	239	.397	74	7	93	13	.387	7	17	16-26	318	445	31	.961

* - Georgia

ACC Regular Season																							
Year	Avg	GP-GS	AB	R	H	2B	3B	HR	RBI	TB	Slg%	BB	HP	SO	GDP	OB%	SF	SH	SB	PO	A	E	Fld%
2008	.350	30-29	117	26	41	3	0	0	9	44	.376	10	1	15	1	.406	0	6	1-4	72	81	6	.962
2009	.308	30-30	120	28	37	9	2	1	15	53	.442	24	1	23	5	.425	1	2	5-10	64	89	3	.981
Totals	.329	60-59	237	54	78	12	2	1	24	97	.409	34	2	38	6	.416	1	8	6-14	136	170	9	.971



36 | Casey Harman

LHP • L-L • 6-2 • 200 • Jr. • 2VL
South Burlington, VT • South Burlington HS
Health Services Administration

Lefthander who has excellent control and is versatile as a starter and reliever...in 130.2 innings pitched over 49 appearances (15 starts) and two seasons, he has an 8-8 record and 3.93 ERA while allowing 142 hits (.274 opponents' batting average) and 26 walks with 133 strikeouts...has never allowed more than two walks in any of his 49 career appearances...his 5.12-to-1 strikeout-to-walk ratio is the best mark in school history, his 1.79 walks-per-nine-innings-pitched mark is third-best in school history, and his 9.16 strikeouts-per-nine-innings-pitched mark is eighth-best in Tiger history...has allowed 22 career homer, but 18 have been solo long balls.

2009 (Sophomore)

Won the Stowe Award, given to the team's most valuable pitcher...second-team All-ACC by SEBaseball.com...had a 7-3 record, one save, and 3.95 ERA in 22 appearances (13 starts)...in a team-high 86.2 innings pitched, he allowed 98 hits and 16 walks with 89 strikeouts...tied for the team lead in wins, as his seven wins were the most by a Tiger since 2006...tied for eighth in the ACC in wins and was ninth in strikeouts...two of his 16 walks were intentional...had a 5.56 strikeout-to-walk ratio, the second-best mark in Tiger history...in his 13 starts, he was 6-1 with a 4.05 ERA and 73 strikeouts against only 12 walks in 73.1 innings pitched...in 54.0 innings pitched over 13 appearances (nine starts) in ACC regular-season games, he was 5-2 with a 4.33 ERA and allowed just seven walks with 46 strikeouts...had 19 strikeouts against only one walk against leadoff batters...pitched 1.1 hitless and scoreless innings in relief with two strikeouts to earn the win against Wofford on Feb. 25...pitched 3.1 innings in relief, allowing one hit, no runs, and no walks with six strikeouts against South Carolina on Feb. 28...pitched 4.1 innings in relief, allowing one hit, one run, and one walk with three strikeouts at #2 North Carolina on Mar.

Harman's Career Highs

Total IP	7.1	North Carolina	5-23-09
Scoreless IP	6.0	Virginia Tech	4-19-09
Hits	10	Arizona State	6-6-09
Runs	5	many (2)	-----
Earned Runs	5	many (2)	-----
Walks	2	many (6)	-----
Strikeouts	10	North Carolina	5-23-09

6...pitched 6.1 innings in a starting role, allowing one run and no walks with four strikeouts to earn the win in the second game of a doubleheader against Wake Forest on Mar. 13...retired the only batter he faced to record his first career save at #24 Florida State on Mar. 21...pitched 7.0 innings in a starting role with nine strikeouts against one walk to earn the win in the first game of a doubleheader at Boston College on Mar. 28...pitched 6.0 innings in a starting role, allowing six hits, no runs, and no walks with five strikeouts to earn the win at Virginia Tech on Apr. 19...pitched 6.2 innings in a starting role, allowing two runs and one walk with four strikeouts to earn the win against #4 Georgia Tech on Apr. 25...pitched 6.0 innings in a starting role, allowing six hits, one earned run, and one walk with nine strikeouts to earn

the win against North Carolina-Wilmington on May 9...pitched 5.0 innings in a starting role, allowing no walks with eight strikeouts to earn the win at N.C. State on May 15...pitched 7.1 innings in a starting role, allowing seven hits, two

runs, and one walk with 10 strikeouts against #4 North Carolina in the ACC Tournament on May 23; he earned All-ACC Tournament honors as one of two pitchers...pitched 6.1 innings in a starting role, allowing three hits, two runs, and two walks with eight strikeouts against Oklahoma State in the Clemson Regional on May 30...USA National Team Trials invitee in the summer.

2008 (Freshman)

Had a 1-5 record and 3.89 ERA in 27 appearances (two starts)...in 44.0 innings pitched, he allowed 44 hits (.257 opponents' batting average) and 10 walks with 44 strikeouts...his 4.40 strikeout-to-walk ratio was seventh-best in school history...had three pickoffs...pitched 3.1 innings in relief, allowing two hits, one run, and one walk with five strikeouts against #3 Florida State on May 5...pitched 2.0 innings in relief, allowing one hit, no



runs, and one walk with three strikeouts to earn his first career win against College of Charleston on May 13...pitched 2.0 perfect innings in relief with two strikeouts against #2 Miami (FL) in the ACC Tournament on May 21...pitched 2.0 innings in relief, allowing no hits, no runs, and no walks against #24 Georgia Tech in the ACC Tourney on May 24; in 4.0 innings pitched over two relief appearances in the ACC Tourney, he allowed no hits, no runs, and no walks with two strikeouts against two top-25 ranked teams...played for Vermont in the New England Collegiate Baseball League in the summer, where he had a 5-0 record and 1.15 ERA in 47.0 innings pitched over 10 appearances (seven starts); he allowed just 29 hits (.174 opponents' batting average) and 15 walks with 51 strikeouts...starting pitcher in the All-Star game...#4 New England Collegiate Baseball League prospect by **Baseball America**.

Before Clemson

Gatorade Player-of-the-Year and Louisville Slugger Player-of-the-Year as a senior at South Burlington High School...first-team all-state selection and picked to the Vermont North-South All-Star game as a senior...#1 prospect in Vermont by **Perfect Game**...played on the state championship team as a sophomore and junior...lettered four times in baseball and three times in basketball at South Burlington High, where he was coached by Patrick Bose...played at the same high school that Jack Leggett attended; Leggett's baseball team won the state title as a junior (1971) and senior (1972), the school's last state championships until 2005.

Personal

Majoring in health services administration...born Casey Richard Harman on Mar. 17, 1989 in Fort Myers, FL.

Harman's Career Stats

Year	ERA	W-L	APP	GS	CG	SHO/CBO	SV	IP	H	R	ER	BB	SO	AB	O/BA	WP	HBP	BK	PO	A	E	Fld%
2008	3.89	1-5	27	2	0	0/0	0	44.0	44	21	19	10	44	171	.257	1	3	1	1	10	0	1.000
2009	3.95	7-3	22	13	0	0/0	1	86.2	98	40	38	16	89	347	.282	5	4	4	3	10	2	.867
Totals	3.93	8-8	49	15	0	0/0	1	130.2	142	61	57	26	133	518	.274	6	7	5	4	20	2	.923

ACC Regular Season

Year	ERA	W-L	APP	GS	CG	SHO/CBO	SV	IP	H	R	ER	BB	SO	AB	O/BA	WP	HBP	BK	PO	A	E	Fld%
2008	5.40	0-4	12	0	0	0/0	0	13.1	16	9	8	5	13	52	.308	1	0	1	1	4	0	1.000
2009	4.33	5-2	13	9	0	0/0	1	54.0	67	27	26	7	46	219	.306	1	4	3	3	7	2	.833
Totals	4.54	5-6	25	9	0	0/0	1	67.1	83	36	34	12	59	271	.306	2	4	4	4	11	2	.882





29 | David Haselden

RHP • R-R • 6-3 • 225 • So. • 1VL
Spartanburg, SC • Spartanburg HS
Mechanical Engineering

Sophomore righthander who was a spot starter and long reliever in his first season in the program...has excellent control and exhibits poise on the mound...expected to provide innings in both starting and relief roles in 2010...one of six players from the state of South Carolina on the 2010 team.

2009 (Freshman)

Had a 1-0 record and 4.58 ERA in seven appearances (two starts)...in 17.2 innings pitched, he allowed just one walk with 16 strikeouts...Clemson had a 2-0 record in his two starts...in his first career outing, he pitched a scoreless inning in relief with one strikeout against Michigan State on Mar. 10...in his first career start, he pitched 4.0 innings, allowing five hits, two runs, and no walks with three strikeouts against Western Carolina on Apr. 15...pitched 5.0 innings in a starting role, allowing five hits, one run, and one walk with six strikeouts to

earn his first career win against Furman at Greenville, SC (Fluor Field) on May 11...pitched a perfect inning in relief with two strikeouts against Tennessee Tech in the Clemson Regional on May 31...played for Florence in the Coastal Plain League in the summer, where he was 5-3 with a 2.57 ERA in 56.0 innings pitched over 10 appearances (eight starts); he had two complete games and

allowed 46 hits and seven walks with 48 strikeouts.

Haselden's Career Highs

Total IP	5.0	Furman	5-11-09
Scoreless IP	1.0	many (2)	-----
Hits	6	Boston College	3-27-09
Runs	4	Boston College	3-27-09
Earned Runs	4	Boston College	3-27-09
Walks	1	Furman	5-11-09
Strikeouts	6	Furman	5-11-09

Before Clemson

All-state and all-region performer at Spartanburg High School...#6 prospect in South Carolina according to **Impact Baseball**...#2 righthander

prospect in South Carolina according to **Diamond Prospect**...had a 1.43 ERA, two saves, 68 strikeouts, and allowed 13 walks in 44.0 innings pitched (14 appearances) during his junior season...lettered three times in baseball and once in swimming at Spartanburg High, where he was coached by Tom Myers.

Personal

Member of the ACC Academic Honor Roll during the 2008-09 academic year...majoring in mechanical engineering...born David Alan Haselden on Oct. 31, 1989 in Spartanburg, SC.



Haselden's Career Stats

Overall																						
Year	ERA	W-L	APP	GS	CG	SHO/CBO	SV	IP	H	R	ER	BB	SO	AB	O/BA	WP	HBP	BK	PO	A	E	Fld%
2009	4.58	1-0	7	2	0	0/1	0	17.2	21	10	9	1	16	70	.300	1	1	0	1	4	0	1.000
ACC Regular Season																						
Year	ERA	W-L	APP	GS	CG	SHO/CBO	SV	IP	H	R	ER	BB	SO	AB	O/BA	WP	HBP	BK	PO	A	E	Fld%
2009	8.10	0-0	3	0	0	0/0	0	6.2	10	7	6	0	4	27	.370	0	1	0	1	2	0	1.000



4 | John Hinson

INF • L-R • 6-0 • 175 • *So. • 1VL

Asheville, NC • A.C. Reynolds HS

History

Sophomore infielder who played at third base as a freshman in 2008 but sat out in 2009 due to injury...talented hitter who has a tremendous upside...will compete for a starting infield spot in 2010.

2009 (Sophomore)

Red-shirted...suffered a back injury early in the season and had surgery in March.

2008 (Freshman)

Hit .264 with 10 runs, one triple, one homer, 11 RBIs, and five stolen bases in 39 games (25 starts, including 20 at third base and five as the DH)...batted .304 in 21 ACC regular-season games...hit .320 in 10 games on opponents' home fields...was 7-for-20 (.350) in 11 games against top-25 ranked teams...hit .306 in his 25 starts...hit .316 with the bases empty...plated the runner on third base with less than two outs in seven of eight opportu-

nities...was 10-for-19 (.526) in the second inning...only struck out 12 times in 87 at-bats...missed eight games early in the season due to a back injury...went 2-for-3 with a triple and two RBIs against Boston College on Mar. 16...hit a two-run home run, his first career long ball, against #21 Coastal Carolina on Mar. 18...hit a pinch-hit,

run-scoring single against Virginia Tech on Apr. 27...went 3-for-4 at #25 Georgia Tech on May 10...went 2-for-4 with one RBI at #25 Georgia Tech on May 11; he was 5-for-8 (.625) in two starts in the series...played for Hyannis in the Cape Cod League in the

summer, where he hit .222 in 18 at-bats over five games.

Before Clemson

Team MVP as a senior at A.C. Reynolds High School...set the school record for career hits...four-time all-conference honoree...drafted in the 40th round (#1210

overall pick) by the Philadelphia Phillies...#170 prospect in the nation by **Baseball America** and #314 prospect by **Perfect Game**...#13 prospect in North Carolina by **Perfect Game**...East Coast Professional Showcase selection in 2006...represented North Carolina in the 2006 National Home Run Derby in Delray Beach, FL, where he advanced to the semifinals...set single-season school records for doubles (14) and hits (44) along with totaling nine homers as a junior...lettered four times in baseball at A.C. Reynolds High, where he was coached by Bryan Craig.

Personal

Majoring in history...no relation to former Tiger Ryan Hinson (2006-09)...born John David Hinson II on Sept. 13, 1988 in Asheville, NC.

Hinson's Career Highs

Runs	2	Furman	3-20-08
Hits	3	Georgia Tech	5-10-08
Doubles	0		
Home Runs	1	Coastal Carolina	3-18-08
RBIs	2	many (2)	-----
Walks	1	many (8)	-----
Steals	1	many (5)	-----



Hinson's Career Stats

Overall																							
Year	Avg	GP-GS	AB	R	H	2B	3B	HR	RBI	TB	Slg%	BB	HP	SO	GDP	OB%	SF	SH	SB	PO	A	E	Fld%
2008	.264	39-25	87	10	23	0	1	1	11	28	.322	8	0	12	2	.320	2	2	5-6	6	22	8	.778
ACC Regular Season																							
Year	Avg	GP-GS	AB	R	H	2B	3B	HR	RBI	TB	Slg%	BB	HP	SO	GDP	OB%	SF	SH	SB	PO	A	E	Fld%
2008	.304	21-13	46	3	14	0	1	0	6	16	.348	4	0	2	2	.360	0	0	2-3	3	15	7	.720



18 | Addison Johnson

OF • L-L • 5-7 • 170 • *Jr. • 2VL
Pfafftown, NC • North Forsyth Senior HS
Management



Scrappy player who has good speed and has made many diving catches...Clemson's best defensive outfielder and one of the Tigers' best basestealers...a career .259 hitter in 111 games (94 starts) over two seasons... has 14 doubles, five triples, three homers, 37 RBIs, 11 sacrifice bunts, and 17 stolen bases in his career...has seven career outfield assists...is 11-for-24 (.458) with three doubles, one triple, and a .581 on-base percentage in nine career NCAA Tournament games.

2009 (Red-Shirt Sophomore)

Drafted in the 48th round (#1443 overall pick) by the Oakland Athletics...hit .217 with 25 runs, six doubles, two homers, 14 RBIs, five sacrifice bunts, and nine steals in 50 games (36 starts, all in centerfield)...stole a team-season-high three bases in a game twice...went 3-for-4 with three runs and three steals against Charlotte on Feb. 20... went 2-for-5 with three steals against Wofford on Feb. 25...hit a solo homer at #24 Florida State on Mar. 20...went 2-for-4 with a double, hit-by-pitch, RBI, two runs, and a steal at #24 Florida State on Mar. 21...after missing the previous six games due to a hamstring injury, he went 2-for-2 with two walks and a run against Duke on Apr. 3...went 3-for-5 with two doubles against Duke on Apr. 4; he was 5-for-9 (.556) with two doubles and three walks in the series...hit a two-run homer against South Carolina on Apr. 8...led off the ninth inning with a pinch-hit single and scored the tying run against Tennessee Tech in the Clemson Regional on May 29...came off the bench and went 1-for-1 with a double, run, and walk against Tennessee Tech in the Clemson Regional on May 31...went 1-for-3 with a double, RBI, run, walk, and hit-by-pitch against Oklahoma State in the Clemson Regional on May 31...played for Chatham in the Cape Cod League in the summer, where he batted .155 with six stolen bases in 30 games.

2008 (Sophomore)

Red-shirted...missed the season due to two different injuries; he suffered a hamstring injury prior to the season, then he suffered a hand injury in late February...#3 ACC prospect for the 2009 draft and #25 sophomore in the nation in the preseason by **Baseball America**.

2007 (Freshman)

Hit .286 with 35 runs, eight doubles, five triples, one homer, 23 RBIs, and eight steals in 61 games (58 starts, including 52 in left field and six in centerfield)...started the first 31 games and the last 22 games of the season... led the team in triples...fifth in the ACC in triples per game...had six sacrifice bunts and a team-tying-high five bunt singles...had 25 walks against 32 strikeouts...

hit .309 in ACC regular-season games...had 19 multi-hit games...reached base 45.9 percent of the time as a leadoff batter in an inning...had 12 two-out RBIs amongst his 23 total RBIs...hit .350 in April, .305 in May, and .471 in June...had a team-

high five outfield assists...was 8-for-17 (.471) with a double, triple, three RBIs, and a .571 on-base percentage in five NCAA Tournament games...hit .393 with a .500 on-base percentage in the postseason...hit a single in his first career plate appearance and scored two runs against George Mason on Feb. 16...singled in the 11th inning and came around to score the winning run in the first game of a doubleheader against Pacific on Feb. 24... went 2-for-3 with his first career homer against Duke on Mar. 17...had two hits and an RBI against Duke on Mar. 18; he was 6-for-11 (.545) in the series...went 3-for-4 with a double and two RBIs against Miami (FL) on Apr. 1...went 3-for-4 with two RBIs and a walkoff double in the ninth inning against Georgia on Apr. 4...went 2-for-3 with two runs, a triple, and walk against #19 Georgia Tech on Apr. 28...went 2-for-3 with a walk and two RBIs against Boston College on May 5...went 3-for-

5 at #2 Florida State on May 11...went 2-for-3 with an RBI against #3 Florida State in the ACC Tournament on May 26...went 3-for-4 against Saint John's in the Myrtle Beach Regional on June 1...went 2-for-3 with a triple and two runs at #17 Mississippi State in the Starkville Super Regional on June 9; he was 3-for-5 with two walks and a hit-by-pitch in the super regional...played for Chatham in the Cape Cod League in the summer, where he hit .276 with a .321 on-base percentage and eight steals in 40 games.

Before Clemson

First-team all-state as a senior at North Forsyth Senior High School...#60 prospect in the nation by **Baseball America** and #167 prospect by **Perfect Game**...#7 prospect in North Carolina by **Perfect Game**...North Carolina's MVP of the North Carolina vs. South Carolina All-Star game...member of the East Coast Professional Showcase...all-state and all-conference selection as a junior...hit .388 with seven doubles, three triples, and five homers along with a 3-0 record and 47 strikeouts in 23.0 innings pitched as a junior...high school teammate of former Tiger D.J. Mitchell (2006-08) and former North Carolina All-American Dustin Ackley (2007-09), who was the #2 overall pick of the 2009 draft...lettered four times in baseball at North Forsyth Senior High, where he was coached by Jamie Lowe.

Personal

Majoring in management...born Addison Lee Johnson on Dec. 26, 1987 in Winston-Salem, NC.

Johnson's Career Highs

Runs	3	Charlotte	2-20-09
Hits	3	many (6)	-----
Doubles	2	Duke	4-4-09
Home Runs	1	many (3)	-----
RBIs	2	many (7)	-----
Walks	2	many (4)	-----
Steals	3	many (2)	-----

Johnson's Career Stats

Overall																							
Year	Avg	GP-GS	AB	R	H	2B	3B	HR	RBI	TB	Slg%	BB	HP	SO	GDP	OB%	SF	SH	SB	PO	A	E	Fld%
2007	.286	61-58	217	35	62	8	5	1	23	83	.382	25	2	32	5	.365	0	6	8-11	79	5	3	.966
2009	.217	50-36	138	25	30	6	0	2	14	42	.304	14	5	40	1	.310	1	5	9-12	114	2	4	.967
Totals	.259	111-94	355	60	92	14	5	3	37	125	.352	39	7	72	6	.343	1	11	17-23	193	7	7	.966

ACC Regular Season																							
Year	Avg	GP-GS	AB	R	H	2B	3B	HR	RBI	TB	Slg%	BB	HP	SO	GDP	OB%	SF	SH	SB	PO	A	E	Fld%
2007	.309	28-26	94	15	29	3	3	1	10	41	.436	9	0	19	4	.369	0	4	4-6	34	1	1	.972
2009	.246	24-18	65	10	16	3	0	1	8	22	.338	8	2	17	0	.342	1	3	2-3	49	1	3	.943
Totals	.283	52-44	159	25	45	6	3	2	18	63	.396	17	2	36	4	.358	1	7	6-9	83	2	4	.955



30 | Will Lamb

LHP/OF • L-L • 6-5 • 175 • So. • 1VL

Seaford, VA • York HS
Communication Studies

Tallest Tiger on the 2010 team by two inches...valuable two-way player who has great speed in the field and a tremendous upside on the mound...will compete for a starting spot in the week-end rotation in 2010 and will provide depth in the outfield...#92 player in the nation in the preseason by TheCollegeBaseball-Blog.com.

2009 (Freshman)

Hit .268 with eight runs, three doubles, six RBIs, and five stolen bases in 27 games (11 starts, including eight in centerfield and three as the DH)...was 3-for-7 (.429) as a pinch-hitter...had an 0-0 record, one save, and 2.45 ERA in 15 appearances (one start)...in 22.0 innings pitched, he allowed 22 hits (.256 opponents' batting average) and eight walks with 15 strikeouts...

Lamb's Career Highs

Total IP	4.2	North Carolina	3-7-09
Scoreless IP	4.2	North Carolina	3-7-09
Hits	8	Elon	(1)3-24-09
Runs	2	Elon	(1)3-24-09
Earned Runs	2	Elon	(1)3-24-09
Walks	2	many (2)	-----
Strikeouts	3	North Carolina	3-7-09
Runs	2	Boston College	(2)3-28-09
Hits	3	Michigan State	3-10-09
Doubles	1	many (3)	-----
Home Runs	0	-----	-----
RBIs	2	many (2)	-----
Walks	1	many (4)	-----
Steals	2	Michigan State	3-10-09

allowed just four extra-base hits and no doubles...had a 2.53 ERA and .256 opponents' batting average in seven relief appearances in ACC regular-season games...had

a .179 opponents' batting average with runners on base and .167 opponents' batting average with two outs...allowed just one hit in 19 at-bats (.053) with runners in scoring position and no hits in 11 at-bats with runners in scoring position and two outs...in his first career outing, he pitched a perfect inning in relief against Furman on Mar. 3...had his first career hit and drove in two runs off the bench against North

Carolina-Asheville on Mar. 4...pitched 4.2 innings in relief, allowing one hit and no runs with three strikeouts at #2 North Carolina on Mar. 7...in his first career start, he went 3-for-4 with two RBIs, a walk, and two steals against Michigan State on Mar. 10...went 2-for-4 with a double and retired the only batter he faced to earn his first career save in the first game of a doubleheader against Wake Forest on Mar. 13...pitched 2.0 innings in relief, allowing two hits, no runs, and no walks with one strikeout against Presbyterian on Mar. 17...went 2-for-5 with two runs in the second game of a doubleheader at Boston College on Mar. 28...pitched a hitless and scoreless inning in relief at South Carolina on Apr. 7...pitched a perfect inning in relief with two strikeouts at Western Carolina on Apr. 14...pitched 1.1 scoreless innings in relief against #4 Georgia Tech on Apr. 24...played for Peninsula in the Coastal Plain League in the summer, where he hit .236 with 26 steals in 29 attempts in 33 games and was 1-3 with a 6.23 ERA in 30.1 innings pitched over six starts on the mound; had 32 strikeouts



against only 10 walks; named to the league's All-Star team; named the league's #1 prospect by **Baseball America** and **PG Crosschecker**.

Before Clemson

First-team all-state outfielder as a senior at York High School...played in the Virginia East-West All-Star game...region player-of-the-year and first-team all-region selection as an outfielder and pitcher during his senior season...first-team all-state outfielder as a junior...first-team all-region outfielder and second-team all-region pitcher as a junior...batted .508 and had a 4-2 record along with a 1.60 ERA and 63 strikeouts in 48.0 innings pitched as a junior...batted .435 as a sophomore...team captain of his basketball team as a junior...lettered four times in baseball and once in basketball at York High, where he was coached by Bob Pearce.

Personal

Member of the ACC Academic Honor Roll in 2008-09...majoring in communication studies...born William Bradley Lamb on Sept. 9, 1990 in Newport News, VA.

Lamb's Career Stats

Overall																							
Year	ERA	W-L	APP	GS	CG	SHO/CBO	SV	IP	H	R	ER	BB	SO	AB	O/BA	WP	HBP	BK	PO	A	E	Fld%	
2009	2.45	0-0	15	1	0	0/1	1	22.0	22	6	6	8	15	86	.256	1	5	1	21	3	1	.960	
Year	Avg	GP-GS	AB	R	H	2B	3B	HR	RBI	TB	Slg%	BB	HP	SO	GDP	OB%	SF	SH	SB	PO	A	E	Fld%
2009	.268	27-11	56	8	15	3	0	0	6	18	.321	4	0	10	2	.317	0	0	4-5	21	3	1	.960
ACC Regular Season																							
Year	ERA	W-L	APP	GS	CG	SHO/CBO	SV	IP	H	R	ER	BB	SO	AB	O/BA	WP	HBP	BK	PO	A	E	Fld%	
2009	2.53	0-0	7	0	0	0/0	1	10.2	11	3	3	6	8	43	.256	0	3	1	10	2	0	1.000	
Year	Avg	GP-GS	AB	R	H	2B	3B	HR	RBI	TB	Slg%	BB	HP	SO	GDP	OB%	SF	SH	SB	PO	A	E	Fld%
2009	.233	14-7	30	4	7	2	0	0	0	9	.300	3	0	6	1	.303	0	0	1-2	10	2	0	1.000



13 | Brad Miller

INF • L-R • 6-0 • 185 • So. • 1VL

Windermere, FL • Olympia HS

Pre-Business

Talented infielder who solidified his spot as the everyday shortstop as a freshman in 2009...has an excellent eye at the plate and good speed...has walked once every 4.49 at-bats in his career, the eighth-best mark in school history...USA National Team Trials invitee for the summer of 2010.

2009 (Freshman)

Hit .273 with 49 runs, six doubles, one triple, three homers, 36 RBIs, and 16 stolen bases in 66 games (all starts at shortstop)...one of only three Tigers to start every game; he became the first Tiger freshman to start every game since Taylor Harbin and Stan Widmann started all 66 games as freshmen in 2005...played all but a handful of Clemson's 594.1 innings at shortstop...led the team in walks (53) and had a .405 on-base percentage; the 53 walks were tied for eighth-most in school history and most by a freshman

in Clemson history...was second in the ACC in walks and tied for eighth in steals...tied for 11th in the nation in walks, including most among freshmen, as no other freshman in the country had more than 40 walks or finished in the top 88 in that category...started at least one game in seven different spots in the batting order (all

but #3 and #4)...was 3-for-7 (.429) with a double, 14 RBIs, and four walks with the bases loaded...had a team-high six bunt singles...had a 20-game errorless streak (70 chances) from March to April...hit a single and had two steals in his first game as

a Tiger against Charlotte on Feb. 20...went 3-for-4 with two RBIs against Charlotte on Feb. 21...hit his first career homer, a two-run shot, against Charlotte on Feb. 22...went 1-for-2 with three runs, four walks, and one steal against North Carolina-Asheville on Mar. 4...walked four times and scored two runs against Michigan State

Miller's Career Highs

Runs	3	North Carolina-Asheville	3-4-09
Hits	3	many (4)	-----
Doubles	1	many (6)	-----
Home Runs	1	many (3)	-----
RBIs	3	many (2)	-----
Walks	4	many (2)	-----
Steals	2	Charlotte	2-20-09

on Mar. 10...went 1-for-2 with two runs, two RBIs, and a stolen base against South Carolina-Upstate on Mar. 18...went 3-for-5 with a run and RBI in the first game of a doubleheader against Elon on Mar. 24; he went 5-for-10 in the doubleheader...went 2-for-3 with a two-run homer and walk in the first game of a doubleheader at Boston College on Mar. 28...went 2-for-5 with two RBIs in the second game of a doubleheader at Boston College on Mar. 28...hit a double and triple against Duke on Apr. 3...hit a three-run double and walked twice against #4 Georgia Tech on Apr. 24...went 2-for-3 with an RBI, walk, and steal against #4 Georgia Tech on Apr. 25; he went 3-for-7 (.429) with four RBIs and five walks in the series...went 3-for-4 with a double, RBI, and walk against Maryland on May 2...went 3-for-4 with a homer, three RBIs, two runs, a walk, and steal at N.C. State on May 14...went 2-for-4 with two runs at #2 Arizona State in the Tempe Super Regional on June 6...one of 22 members of the USA National Team in the summer, where he hit .255 with 13 runs, eight RBIs, 16 walks, a .417 on-base percentage, and eight steals in 23 games.

Before Clemson

Drafted in the 39th round (#1173 overall pick) by the Texas Rangers in 2008...#17 prospect in Florida by **Perfect Game**...first-team All-Central Florida as a junior...hit .420 with a .560 on-base percentage, six homers, and 31 RBIs as a junior...team MVP as a junior...hit .382 with a .500 on-base percentage, two homers, and 28 RBIs as a sophomore...lettered three times in baseball at Olympia High School, where he was coached by Randy O'Neal.

Personal

Member of the ACC Academic Honor Roll in 2008-09...his father Steve played baseball at Northern Iowa...majoring in pre-business...born Bradley Austin Miller on Oct. 18, 1989 in Orlando, FL.



Miller's Career Stats

		Overall																					
Year	Avg	GP-GS	AB	R	H	2B	3B	HR	RBI	TB	Slg%	BB	HP	SO	GDP	OB%	SF	SH	SB	PO	A	E	Fld%
2009	.273	66-66	238	49	65	6	1	3	36	82	.345	53	2	35	1	.405	3	5	16-21	104	166	23	.922

ACC Regular Season																							
Year	Avg	GP-GS	AB	R	H	2B	3B	HR	RBI	TB	Slg%	BB	HP	SO	GDP	OB%	SF	SH	SB	PO	A	E	Fld%
2009	.265	30-30	117	19	31	3	1	2	18	42	.359	18	0	17	0	.360	1	2	7-9	49	78	11	.920



Veteran Bios



51 | Joseph Moorefield

LHP • L-L • 6-1 • 215 • *Fr. • RS

Woodruff, SC • James F. Byrnes HS

Community Recreation, Sport, & Camp Management

Young lefthander who was the only Tiger freshman to red-shirt during the 2009 season...will compete for innings out of the bullpen and as the closer in the 2010 season.

2009 (Freshman)

Red-shirted.

Before Clemson

All-state pitcher at James F. Byrnes High School...played in the North-South All-Star game...#465 high school prospect in the nation by **Perfect Game**...#63 high

school lefthander prospect in the nation by **Perfect Game**...#37 prospect in South Carolina by **Perfect Game**...#4 prospect in South Carolina by **Impact Baseball**...#4 lefthander prospect in South Carolina by **Diamond Prospect**...all-region selection as a junior...lettered five times in baseball at James F. Byrnes High, where he was coached by Chris Carter.

Personal

Majoring in community recreation, sport, & camp management...born Joseph Harvey Moorefield on Oct. 25, 1989 in Spartanburg, SC.



STEALTH GRIP HELMET

SV12 PRO BATTER'S GLOVES

BCN9 STEALTH IMX BAT

4" WRISTBANDS



CLEMSON UNIVERSITY
TIGERS BASEBALL

POWERED BY EASTON



17 | John Nester

C/1B • R-R • 6-0 • 205 • Jr. • 2VL

Greer, SC • Riverside HS

Health Services Administration

Junior catcher who has shown flashes of his power at the plate...split time behind the plate with Phil Pohl during the first half of the 2009 season, but cemented his role as the everyday starter late in the season...a career .295 hitter in 87 games (53 starts)...has 11 doubles, eight homers, 38 RBIs, and two stolen bases in his career.

2009 (Sophomore)

Hit .304 with 25 runs, 11 doubles, five homers, 33 RBIs, and one steal in 57 games (46 starts, all at catcher)...was 44-for-128 (.344) in his last 40 games after going 7-for-40 (.175) in his first 17 games...had 16 multi-hit games...came off the bench and blasted a two-run homer against Wofford on Feb. 25...went 2-for-4 with a two-run homer in the first game of a doubleheader against Elon on Mar. 24...went 2-for-4 with a go-ahead,

run-scoring single in the seventh inning at South Carolina on Apr. 7...hit a solo homer in the first game of a doubleheader against #5 Miami (FL) on Apr. 11...went 1-for-2 with a double, two RBIs, and two walks in the second game of a doubleheader against #5 Miami

(FL) on Apr. 11...had a key two-run single at Western Carolina on Apr. 14...went 2-for-3 with a homer, two RBIs, and a walk at Virginia Tech on Apr. 18...went 3-for-5 with three RBIs and a run at South Carolina on Apr. 22...went 2-for-3 with an RBI and

walk against #4 Georgia Tech on Apr. 25...went 3-for-4 with a double, homer, and three runs against College of Charleston on May 12...hit a two-out double in the eighth inning and came around to score the winning run against Oklahoma State in the Clemson Regional on

Nester's Career Highs

Runs	3	College of Charleston	5-12-09
Hits	3	many (2)	-----
Doubles	1	many (11)	-----
Home Runs	1	many (8)	-----
RBIs	3	South Carolina	4-22-09
Walks	2	many (2)	-----
Steals	1	many (2)	-----

June 1...went 2-for-4 with a double and run at #2 Arizona State in the Tempe Super Regional on June 6...played for Falmouth in the Cape Cod League in the summer, where he hit .257 with 11 runs, five doubles, and one homer in 26 games.

2008 (Freshman)

Hit .256 with six runs, three homers, five RBIs, and one steal in 30 games (seven starts, all as the DH)...four of his five RBIs came with two outs...two of his three home runs came off the bench...hit .294 with a .400 on-base percentage in his seven starts...did not allow a stolen-base attempt...crushed his first career hit, a solo homer, off the bench against Mercer on Feb. 24...came off the bench and hit a two-run homer against High Point on Feb. 27...hit a solo home run against North Carolina-Greensboro on Mar. 12...went 2-for-3 against N.C. State on Mar. 21...played for Wilmington in the Coastal Plain League in the summer, where he hit .181 with one homer, 20 RBIs, and five steals in 50 games.

Before Clemson

Two-time all-state selection at Riverside High School...two-time all-region pick and member of the South Carolina Select team...named team's Most Valuable Defensive Player as a senior...member of two state championship teams and four region championship teams...#2 prospect in South Carolina by **Perfect Game**...#1 catcher prospect in South Carolina by **Diamond Prospects**...#1 two-way player in South Carolina by **Diamond Prospects**...first-team all-state pick as a junior...had a 5-0 record with a 1.91 ERA, four saves, and 76 strikeouts in 36.0 innings pitched as a junior...lettered four times in baseball and once in basketball at Riverside High, where he was coached by Chris Bates.

Personal

Majoring in health services administration...born John Michael Nester on May 28, 1989 in Huntington, WV.



Nester's Career Stats

		Overall																					
Year	Avg	GP-GS	AB	R	H	2B	3B	HR	RBI	TB	Slg%	BB	HP	SO	GDP	OB%	SF	SH	SB	PO	A	E	Fld%
2008	.256	30-7	39	6	10	0	0	3	5	19	.487	4	1	15	0	.341	0	2	1-2	14	0	0	1.000
2009	.304	57-46	168	25	51	11	0	5	33	77	.458	9	0	36	6	.333	3	4	1-1	345	31	5	.987
Totals	.295	87-53	207	31	61	11	0	8	38	96	.464	13	1	51	6	.335	3	6	2-3	359	31	5	.987

		ACC Regular Season																					
Year	Avg	GP-GS	AB	R	H	2B	3B	HR	RBI	TB	Slg%	BB	HP	SO	GDP	OB%	SF	SH	SB	PO	A	E	Fld%
2008	.267	12-2	15	1	4	0	0	0	1	4	.267	1	0	5	0	.313	0	1	0-1	1	0	0	1.000
2009	.284	26-22	81	9	23	6	0	2	12	35	.432	7	0	19	3	.341	0	2	1-1	160	13	2	.989
Totals	.281	38-24	96	10	27	6	0	2	13	39	.406	8	0	24	3	.337	0	3	1-2	161	13	2	.989

11 | Kyle Parker

OF/1B • R-R • 6-1 • 200 • Jr. • 2VL
Jacksonville, FL • Bartram Trail HS
Communication Studies

Graduated from high school a semester early to enroll in January, 2008...signed to play football at Clemson as one of the top quarterback prospects in the country...emerged as one of the best freshmen in the ACC and country in baseball in 2008...has tremendous power and outstanding instincts at the plate...hits for power to all fields...successfully juggled playing baseball as a freshman when he should still have been a senior in high school along with the rigors of spring football practice; he spent many early-season games in 2008 and 2009 being shuttled from spring football practice to Doug Kingsmore Stadium, sometimes arriving just prior to "first pitch"...a career .278 hitter in 120 games (115 starts) over two seasons...has 19 doubles, 26 homers, 102 RBIs, and eight steals in his career...reached 25 career home runs in just 103 games, quicker than any other Tiger in history...17 of his 26 career homers have been hit in ACC regular-season games...#76 player in the nation in the preseason by [TheCollegeBaseballBlog.com](#)...wore jersey #25 in 2008 and 2009, but switched to #11 (his football jersey number) prior to the 2010 season...was a freshman All-American in both baseball and football.

2009 (Sophomore)

Hit .255 with 48 runs, seven doubles, 12 homers, 52 RBIs, and six steals in 63 games (60 starts, including 49 in right field and 11 as the DH)...hit .295 with seven homers and 23 RBIs in 27 ACC regular-season games...had 22 two-out RBIs...had a team-high seven hit-by-pitches...received the Bob Bradley Award as Clemson's MVP of the four-game series against South Carolina; he was 6-for-15 (.400) with two doubles, one homer, seven RBIs, four runs, and three walks in four starts...named ACC Player-of-the-Week on April 13 for his performances in five games from April 7-12; he went 8-for-18 (.444) with two doubles, two homers, 11 RBIs, four runs, and

three walks...went 3-for-4 with a homer and three RBIs in the first game of a doubleheader against Wake Forest on Mar. 13...went 3-for-5 with a homer, three RBIs, and one steal in the second game of a doubleheader against Wake Forest on Mar. 13; he went 7-for-12 (.583) with two homers and seven RBIs in the series...went 2-for-4 with a key two-run homer in the 11th inning and two hit-by-pitches at #24 Florida State on Mar. 21...missed the entire Boston College series on the road in order to attend spring football practice...went 2-for-5 with a homer and three RBIs at #1 Georgia on Mar. 31...had three RBIs at South Carolina on Apr. 7...went 3-for-4 with two doubles and an RBI against South Carolina on Apr. 8...came off the bench and went 2-for-4 with a homer and three RBIs in the first game of a doubleheader against

#5 Miami (FL) on Apr. 11...hit a two-run homer and scored two runs in the second game of a doubleheader against #5 Miami (FL) on Apr. 11; it was a memorable day for Parker, who went 3-for-7 with two homers, five RBIs, and three runs in the

doubleheader; earlier in the day, he quarterbacked his White squad to a victory in Clemson's Spring Football Game, as he was 13-21 passing for 171 yards and one touchdown pass against no interceptions; he also had a rushing touchdown; he went 4-for-10 with two homers and seven RBIs in the series...went 3-for-3 with two runs, two RBIs, and a walk at Western Carolina on Apr. 14...went 4-for-5 with his first career grand slam, three runs, and a walk against Western Carolina on Apr. 15; he went 7-for-8 in the series and had a streak of eight consecutive hits, one shy of the school record, over a three-game span...hit a three-run homer that gave Clemson the lead for good at Virginia Tech on Apr. 19...went 2-for-4 with a homer, three RBIs, and three runs at South Carolina on Apr. 22...hit a long solo homer over the "batters eye" against North Carolina-Wilmington on May 9...hit a solo homer against Duke in the ACC Tournament on May 22...



came off the bench and lined a two-out, two-run single to give Clemson the lead for good against Oklahoma State in the Clemson Regional on June 1.

2008 (Freshman)

First-team freshman All-American by [Baseball America](#)...freshman All-American by [Collegiate Baseball](#)...First-Team All-ACC selection; he was one of only two freshmen to earn first-team honors...hit .303 with 44 runs, 12 doubles, 14 homers, 50 RBIs, a .400 on-base percentage, and two steals in 57 games (55 starts, including a team-high 29 as the DH, 16 in right field, nine at third base, and one at first base); he also saw action at second base...tied for sixth in the ACC in homers...led the team in homers and was second in RBIs, slugging percentage (.559), and walks (32)...batted .336 with six doubles, 10 homers, 34 RBIs, and a .441 on-base percentage in 29 ACC regular-season starts...tied for second in the ACC in homers, was second in RBIs, and was fifth in slugging percentage (.673) in ACC regular-season games...had a streak of nine straight games with an RBI in May...after going 23 straight games without a homer during the middle of the season, he hit eight homers in last 14 regular-season games...had 11 multi-RBI games, including seven games with at least three RBIs...named ACC Player-of-the-Week on April 28 for his performances in five games from April 22-27; he went 6-for-16 (.375) with six runs, two doubles, three homers, 12 RBIs, and six walks to lead Clemson to a 5-0 record...hit a line-drive single to center on the first pitch of his first career plate appearance and came around to score in the first game of a doubleheader against Mercer on Feb. 23...hit his first

Parker's Career Highs

Runs	5	Wake Forest	(2)3-9-08
Hits	5	Wake Forest	(2)3-9-08
Doubles	2	many (2)	-----
Home Runs	3	Wake Forest	(2)3-9-08
RBIs	7	Wake Forest	(2)3-9-08
Walks	4	Florida State	5-3-08
Steals	1	many (8)	-----

Parker's Career Stats

Overall																							
Year	Avg	GP-GS	AB	R	H	2B	3B	HR	RBI	TB	Slg%	BB	HP	SO	GDP	OB%	SF	SH	SB	PO	A	E	Fld%
2008	.303	57-55	211	44	64	12	0	14	50	118	.559	32	2	48	7	.400	0	2	2-3	58	12	8	.897
2009	.255	63-60	231	48	59	7	0	12	52	102	.442	29	7	52	9	.349	5	3	6-6	81	1	2	.976
Totals	.278	120-115	442	92	123	19	0	26	102	220	.498	61	9	100	16	.373	5	5	8-9	139	13	10	.938

ACC Regular Season																							
Year	Avg	GP-GS	AB	R	H	2B	3B	HR	RBI	TB	Slg%	BB	HP	SO	GDP	OB%	SF	SH	SB	PO	A	E	Fld%
2008	.336	29-29	107	24	36	6	0	10	34	72	.673	20	0	26	4	.441	0	1	1-2	31	4	1	.972
2009	.295	27-26	105	24	31	4	0	7	23	56	.533	8	5	24	6	.370	1	0	2-2	41	0	1	.976
Totals	.316	56-55	212	48	67	10	0	17	57	128	.604	28	5	50	10	.407	1	1	3-4	72	4	2	.974

Parker's Football Stats

2009 Game-By-Game

Date	Opponent	Snaps	C-A-I	Yds	TD	Car	Yds	TD	PL	Tot
9-5	Middle Tennessee	*60	9-20-0	159	2	7	25	0	27	184
9-10	at Georgia Tech	*71	15-31-2	261	3	7	4	0	38	265
9-19	Boston College	*70	13-27-2	103	0	4	9	0	31	112
9-26	Texas Christian	*73	17-37-0	192	0	3	9	0	40	201
10-3	at Maryland	*63	20-37-1	180	0	2	-24	0	39	156
10-17	Wake Forest	*37	10-17-0	132	1	7	31	1	24	163
10-24	at Miami (FL)	*74	25-37-1	326	3	5	-42	0	42	284
10-31	Coastal Carolina	*40	7-16-2	70	1	3	18	0	19	88
11-7	Florida State	*72	18-30-1	242	4	4	22	0	34	264
11-14	at N.C. State	*50	12-18-0	183	2	3	21	0	21	204
11-21	Virginia	*64	19-26-0	234	2	5	20	0	31	254
11-28	at South Carolina	*62	22-42-1	212	1	4	13	0	46	225
12-5	Georgia Tech	*51	10-17-2	91	0	4	13	0	21	104
12-27	Kentucky	*47	8-14-0	141	1	3	16	0	17	157
Totals		834	205-369-12	2526	20	61	135	1	430	2661

* - start

Career

Year	G-S	Snaps	Cm	Att	Int	Yds	TD	LG	Pct	Y/A	Y/C	Y/G	Eff
2009	14-14	823	205	369	12	2526	20	77	55.6	6.85	12.3	180.4	124.4

Year	Car	Yds	Y/C	Y/G	TD	LG	PL	Tot	TDR	Y/G
2009	61	135	2.2	9.6	1	19	430	2661	21	190.1

career homer against High Point on Feb. 27...went 5-for-5 with three homers, a double, 15 total bases, five runs, and seven RBIs in the second game of a doubleheader at Wake Forest on Mar. 9; his three-run homer in the ninth inning tied the score and helped the Tigers to a 12-11 comeback win from an 11-4 deficit; he became the 12th Tiger in history to hit three homers in a game...went 2-for-3 with a homer and four RBIs against Boston College on Mar. 16...went 3-for-5 with a homer against N.C. State on Mar. 21; he went 6-for-11 (.545) in the series...hit a three-run homer and walked twice against Virginia Tech on Apr. 25...went 3-for-4 with two homers, a double, two runs, and five RBIs against Virginia Tech on Apr. 26; his three-run homer in the eighth inning gave the Tigers the lead for good; his only hitless at-bat was a flyout that was caught near the top of the fence; he also threw a runner out at home from right

homer in the fifth inning that gave Clemson the lead for good at Central Florida on May 16...went 2-for-4 with a homer, double, three RBIs, and a walk at Central Florida on May 17; he went 5-for-12 (.417) with four runs, a double, three homers, and six RBIs in the series.

Football (2009 (Red-Shirt Freshman))

Second-team freshman All-American by [CollegeFootballNews.com](#)...first-team freshman All-ACC by [Sporting News](#)...led Clemson to nine wins, tied for most in the nation by a freshman quarterback, and the ACC Atlantic Division title...set Tiger freshman records for passing yards (2,526), completions (205), and passing touchdowns (20)...rushed for 135 yards and one score...was 25-37 for 326 yards and three touchdowns, including the game-winning 26-yard score to Jacoby Ford in overtime, in Clemson's 40-37 win at #8 Miami (FL) on

field trying to score from second base on a single...went 1-for-3 with a double and three RBIs against Virginia Tech on Apr. 27; he went 5-for-10 (.500) with five runs, two doubles, three homers, 11 RBIs, and three walks in the series...went 1-for-2 with three runs, a three-run homer, and four walks against #3 Florida State on May 3...went 2-for-5 with a double and two runs against #3 Florida State on May 4; he went 4-for-10 with five runs, a double, home run, three RBIs, and five walks in the series...hit a two-run

Oct. 24...threw four touchdown passes in Clemson's 40-24 win over Florida State on Nov. 7...quarterbacked the Tigers to a 21-13 win over Kentucky in the Music City Bowl on Dec. 27.

Football (2008 (Freshman))


Red-shirted.

Before Clemson

Standout baseball player and quarterback at Bartram Trail High School...first-team all-state and all-county as a junior...county player-of-the-year as a junior...did not play his senior year of high school on the diamond in the spring of 2008, because he graduated a semester early; he accepted a football scholarship and enrolled at Clemson in January of 2008...coached by Storm Davis in baseball...#34 prospect in the nation by [ESPN.com](#)...#4 quarterback in the nation by [ESPN.com](#)...#62 prospect in Florida and #10 pro-style quarterback in the nation by [Rivals.com](#)...#13 quarterback in the nation by [Scout.com](#)...#39 prospect in Florida by [SuperPrep](#)...played in the ESPN/Under Armour All-American game; he threw the game-winning touchdown pass to fellow Tiger signee Jamie Harper...totaled over 2,500 passing yards and 15 touchdowns along with over 1,000 rushing yards as a senior...lettered four times in baseball and four times in football at Bartram Trail High.

Personal

Son of former NFL wide receiver Carl Parker, who was a member of the Bengals, Jets, and Vikings for a total of six seasons; he played three games in 1989 and had one catch for 45 yards; he also played three games in 1988 in the Bengals' Super Bowl season...his mother Cathy was featured on ESPN's "Outside the Lines" in 2007, as she helped raise over \$800,000 for Barrow (AK) High School's new artificial turf field that was named Cathy Parker Field in her honor...majoring in communication studies...born Kyle James Parker on Sept. 30, 1989 in Cincinnati, OH.





9 | Phil Pohl

C • R-R • 5-10 • 205 • So. • 1WL
Cooperstown, NY • Cooperstown Central HS
Economics

Sophomore catcher who split time behind the plate with John Nester during the first half of the 2009 season...will compete for the starting spot behind the plate with Nester in 2010...one of two players from the state of New York on the 2010 team.

2009 (Freshman)

Hit .194 with nine runs, four doubles, one homer, three RBIs, and a .341 on-base percentage in 40 games (20 starts, all at catcher)...allowed just one passed ball...hit a double and scored three runs against South Carolina-Upstate on Mar. 18; he also was the catcher for the entire game when five righthanders combined to pitch a no-hitter...went 2-for-4 with his first career home run in the first game of a doubleheader at Boston College on Mar. 28...went 2-for-4 with a double

and run in the second game of a doubleheader against Maryland on May 3...came off the bench and went 1-for-1 with an RBI and walk against Tennessee Tech in the Clemson Regional on May 31...played for Chatham in the Cape Cod League in the summer, where he hit .179 in 18 games.

Pohl's Career Highs

Runs	3	South Carolina-Upstate	3-18-09
Hits	2	many (2)	-----
Doubles	1	many (4)	-----
Home Runs	1	Boston College	013-28-09
RBIs	1	many (3)	-----
Walks	2	many (2)	-----
Steals	0	-----	-----

Gatorade Player-of-the-Year as a senior...#12 high school catcher prospect in the nation according to **Perfect Game**...#3 prospect in New York according to **Perfect Game**...State Class C Player-of-the-Year as a junior...hit .509 with five homers, 39 RBIs, and 41 steals as a junior...

Before Clemson

Drafted in the 44th round (#1313 overall pick) by the Tampa Bay Rays in 2008...four-time member of the Center State All-Star team and four-time team MVP...Louisville Slugger and

East Coast Pro Showcase and Area Code Games selection in 2007...lettered four times in baseball and two times in football at Cooperstown Central High School, where he was coached by Frank Miosek.

Personal

Member of the ACC Academic Honor Roll in 2008-09...majoring in economics...born Philip Michael Pohl on July 22, 1990 in Bakersfield, CA.



Pohl's Career Stats

Overall																							
Year	Avg	GP-GS	AB	R	H	2B	3B	HR	RBI	TB	Slg%	BB	HP	SO	GDP	OB%	SF	SH	SB	PO	A	E	Fld%
2009	.194	40-20	67	9	13	4	0	1	3	20	.299	10	5	15	0	.341	0	2	0-0	192	15	5	.976
ACC Regular Season																							
Year	Avg	GP-GS	AB	R	H	2B	3B	HR	RBI	TB	Slg%	BB	HP	SO	GDP	OB%	SF	SH	SB	PO	A	E	Fld%
2009	.222	15-8	27	3	6	2	0	1	1	11	.407	2	2	4	0	.323	0	0	0-0	62	6	3	.958

23 | Justin Sarratt

Co-Captain

RHP • R-R • 5-9 • 180 • Sr. • 3VL

Gaffney, SC • Gaffney Senior HS
Management

Team co-captain in 2010...has been used as a long reliever and spot starter...has tremendous leadership qualities...has excellent control...has a 5-5 record, one save, and a 4.72 ERA in 56 appearances (nine starts) in his three-year career...has walked just 20 against 65 strikeouts in his career...has a 3.25-to-1 strikeout-to-walk ratio, sixth-best in school history...has a 1.78 walks-per-nine-innings-pitched mark, second-best in school history...has never allowed more than two walks in any of his 56 career appearances and allowed exactly two walks in only three appearances...has not allowed a steal in two attempts in 101.0 innings pitched in his career...has thrown just three wild pitches in his career.

2009 (Junior)

Won the Dedication Award for outstanding work in the strength training room...had a 3-2 record, one save, and a 5.10 ERA in 16 appearances (seven starts)...in 42.1 innings pitched, he allowed 41 hits (.256 opponents' batting average) and nine walks with 26 strikeouts...member of Clemson's All-Academic team for having the team's highest cumulative GPA...pitched 1.0 inning in relief, allowing no earned runs to earn the win against North Carolina-Asheville on Mar. 4...pitched 6.0 innings in a starting role, allowing three hits, one run, and no walks with two strikeouts to earn the win against Michigan State on Mar. 10...pitched 5.0 innings in a starting role, allowing no hits, no runs, and no walks with two strikeouts to earn the win against South Carolina-Upstate on Mar. 18; he was the first of five righthanders who combined to pitch Clemson's first no-hitter since 1984...pitched 8.0 innings in a starting role, allowing three hits, one run, and one walk with 12 strikeouts against #1 Georgia on Apr. 1; it was the most strikeouts by a Tiger since 2001; he retired 17 batters in

a row; named ACC Pitcher-of-the-Week for his effort...retired all four batters he faced to record his first career save against Furman at Greenville, SC (Fluor Field) on May 11...won the Omaha Challenge competition among pitchers in the fall of 2008.

2008 (Sophomore)

All-ACC Academic team member...had a 2-2 record and 4.34 ERA in 27 appearances (two starts)...in 45.2 innings pitched, he allowed 60 hits and six walks with 26 strikeouts...his 1.18 walks per nine innings pitched mark was second-best in school history and his 4.33 strikeout-to-walk ratio was eighth-best in school history...had a 3.57 ERA and allowed just five walks in 40.1 innings pitched in his 25 relief appearances...picked up his first career win in relief against #21 Coastal Carolina on Mar. 18...pitched 1.1 innings

in relief, allowing one hit, no runs, and no walks with a strikeout to earn the win at Central Florida on May 17...played for Thomasville in the Coastal Plain League in the summer, where he was 7-1 with a 1.06 ERA in 59.1 innings pitched over eight starts; he had a .172 opponents' batting average and allowed just 35 hits and nine walks with 57 strikeouts; he had two complete games, including one shutout...three-time league pitcher-of-the-week...starting pitcher in the All-Star game...pitched a complete game in the league championship game; he allowed one run and no walks with eight strikeouts in his team's 8-1 win...#8 Coastal Plain League prospect by **Baseball America**.

only allowed one of eight inherited baserunners to score...pitched a scoreless inning in relief with a strikeout against #4 South Carolina on Mar. 3...pitched 1.2 scoreless innings in relief with three strikeouts against Georgia on Apr. 4...retired both batters he faced in relief at #10 Coastal Carolina in the Myrtle Beach Regional on June 4...played for Thomasville in the Coastal Plain League in the summer, where he had a 3-2 record and 3.35 ERA in nine appearances (six starts); in 40.1 innings pitched, he allowed 32 hits (.216 opponents' batting average) with 27 strikeouts; the HiToms captured the league title; he was named Rawlings Coastal Plain League Defensive Player-of-the-Petitt Cup Tournament.

Before Clemson

All-state as a senior at Gaffney Senior High School...#8 prospect in South Carolina by **Baseball America**...was 17-6 with five saves and 204 strikeouts against 23 walks in his last two years of high school...team's most valuable pitcher as a junior...all-region pick as a junior...team Legion MVP in 2005...during his combined high school and Legion seasons in 2005, he was 14-4 with 14 complete games in 152.0 innings pitched, and he had 152 strikeouts and a 1.48 ERA along with hitting .343 at the plate...lettered four times in baseball at Gaffney Senior High, where he was coached by Tom Owens.

Personal

Three-time member of the ACC Academic Honor Roll...majoring in management...pronounced suh-RAT...born Justin Elliott Sarratt on Dec. 22, 1987 in Spartanburg, SC.

Sarratt's Career Highs

Total IP	8.0	Georgia	4-1-09
Scoreless IP	5.0	South Carolina-Upstate	3-18-09
Hits	9	South Carolina	4-16-08
Runs	5	many (4)	-----
Earned Runs	5	many (2)	-----
Walks	2	many (3)	-----
Strikeouts	12	Georgia	4-1-09

2007 (Freshman)

Had an 0-1 record and 4.85 ERA in 13 relief appearances (13.0 innings pitched)...allowed 21 hits (.368 opponents' batting average) and five walks with 13 strikeouts...

Sarratt's Career Stats

Overall																						
Year	ERA	W-L	APP	GS	CG	SHO/CBO	SV	IP	H	R	ER	BB	SO	AB	O/BA	WP	HBP	BK	PO	A	E	Fld%
2007	4.85	0-1	13	0	0	0/0	0	13.0	21	14	7	5	13	57	.368	1	1	1	1	3	0	1.000
2008	4.34	2-2	27	2	0	0/1	0	45.2	60	25	22	6	26	180	.333	1	2	1	3	7	1	.909
2009	5.10	3-2	16	7	0	0/1	1	42.1	41	27	24	9	26	160	.256	1	0	0	2	10	0	1.000
Totals	4.72	5-5	56	9	0	0/2	1	101.0	122	66	53	20	65	397	.307	3	3	2	6	20	1	.963

ACC Regular Season																						
Year	ERA	W-L	APP	GS	CG	SHO/CBO	SV	IP	H	R	ER	BB	SO	AB	O/BA	WP	HBP	BK	PO	A	E	Fld%
2007	5.40	0-0	5	0	0	0/0	0	5.0	9	6	3	1	5	23	.391	1	0	1	0	2	0	1.000
2008	5.19	0-1	13	0	0	0/0	0	17.1	23	12	10	2	9	65	.354	0	0	0	2	4	0	1.000
2009	10.24	0-2	5	2	0	0/0	0	9.2	15	11	11	5	5	38	.395	1	0	0	1	1	0	1.000
Totals	6.75	0-3	23	2	0	0/0	0	32.0	47	29	24	8	19	126	.373	2	0	1	3	7	0	1.000



3 | Jeff Schaus

OF • L-R • 6-1 • 195 • Jr. • 2VL
Naples, FL • Barron Collier HS
Construction Science & Management

Junior outfielder and line-drive hitter who sprays the ball to all fields...a career .317 hitter in 125 games (123 starts) over two seasons...has 101 runs, 27 doubles, two triples, 16 homers, 81 RBIs, 75 walks against only 57 strikeouts, a .420 on-base percentage, and 13 steals in his career...has eight career outfield assists.

2009 (Sophomore)

First-Team All-ACC selection...hit .320 with 60 runs, 14 doubles, one triple, 13 homers, 50 RBIs, 42 walks against only 29 strikeouts, a .424 on-base percentage, and nine steals in 66 games (65 starts, including 54 in left field, eight as the DH, and three in right field)...tied for the team lead in runs and homers...hit .367 with a .445 on-base percentage, both team-bests, in ACC regular-season games...had 21 multi-hit games and 13 multi-RBI games...hit a team-high .385 with six homers in 19 games against top-25 ranked teams...had two of the team's four walkoff hits...had a team-high four outfield assists...named ACC

Co-Player-of-the-Week on April 27; he went 10-for-22 (.455) with seven runs, two homers, and nine RBIs in five games; he was also named to the Brooks Wallace Award National All-Star Lineup...went 2-for-4 with a dramatic three-run homer with two outs in the ninth inning to give Clemson an 8-7 lead at #2 North Carolina on Mar. 8...went 3-for-4 with a homer, double, three runs, and a walk at #1 Georgia on Mar. 31...went 4-for-5 with two runs and two steals in the first game of a doubleheader against #5 Miami (FL) on Apr. 11; he was 7-for-14 (.500) in the series...hit a walkoff grand slam with two outs in the ninth inning to lift Clemson to a 5-3 win over #19 Coastal Carolina on Apr. 21; it was Clemson's second-ever walkoff grand slam...went 4-for-5 with a homer and four RBIs against #4 Georgia Tech on Apr. 25; he went 8-for-13 (.615) with four RBIs in the series...went 2-for-5 with a homer, double, and three RBIs against

Tennessee Tech in the Clemson Regional on May 29; he hit a one-out, walkoff double to score two runs in the ninth inning...hit a solo homer at #2 Arizona State in the Tempe Super Regional on June 7...played for Chatham in the Cape Cod League in the summer, where he hit .239 in 21 games.

2008 (Freshman)

Hit .315 with 41 runs, 13 doubles, one triple, three homers, 31 RBIs, a .415 on-base percentage, and four steals in 59 games (58 starts, including 52 in left field and six as the DH)...one of only three Tigers to play all 59 games...hit his three homers in the last seven games...led the team in walks (33) and on-base percentage, as he had more walks than strikeouts (28) and five hit-by-pitches...hit a team-best

.360 with nine doubles, 12 RBIs, a team-best .462 on-base percentage, and four steals in ACC regular-season games; his batting average and on-base percentage were the highest marks by an ACC freshman...had a team-high

four outfield assists...went 36-for-90 (.400) in the last 22 games...had 17 multi-hit games...had 13 RBIs in the last eight games...had a 12-game hitting streak from April to May, including a streak of seven consecutive games with at least two hits in April, and a 10-game streak of scoring at least one run from April to May...went 2-for-5 with a double, two runs, and a steal at Maryland on Mar. 30; he was 5-for-12 (.417) with three doubles in the series...went 3-for-5 at Duke on Apr. 20; he was 8-for-13 (.615) in the series...went 5-for-6 with a double, two runs, and four RBIs at #25 Georgia Tech on May 11...hit a two-run homer, his first career long ball, against College of Charleston on May 13...went 2-for-5 with two runs and a key three-run homer in the eighth inning at Central Florida on May 16...hit a two-run homer and scored two runs against #24 Georgia Tech in the ACC Tournament on May 24...#42 freshman in the nation in the preseason

Schaus' Career Highs

Runs	3	many (4)	-----
Hits	5	Georgia Tech	5-11-08
Doubles	2	Maryland	3-29-08
Home Runs	1	many (16)	-----
RBIs	4	many (4)	-----
Walks	3	many (3)	-----
Steals	2	many (2)	-----



by **Baseball America**...played for Cotuit in the Cape Cod League in the summer, where he hit .257 with three doubles, two homers, and 11 RBIs in 33 games.

Before Clemson

Standout at Barron Collier High School, the same school that sent Andy D'Alessio (2004-07) to Clemson...FACA All-Star...#47 prospect in the nation by **Perfect Game** and #68 prospect by **Baseball America**...#8 prospect in Florida by **Perfect Game**...drafted in the 35th round (#1066 overall pick) by the Texas Rangers...World Wood Bat Tournament MVP (hitter) in 2006...honorable mention all-state pick as a junior...first-team all-county and all-area selection as a sophomore and junior...led the team with a .402 batting average and 12 stolen bases as a junior...led the team with a .410 batting average as a sophomore...lettered three times in baseball at Barron Collier High, where he was coached by Ted Parsons.

Personal

His father Michael played football at Canisius and his mother Carolyn played basketball at Canisius...his sister Kristen was a standout softball pitcher at Princeton from 2005-08; she struck out a school-record 833 batters in her career after earning Ivy League Rookie-of-the-Year honors in 2005 and all-conference honors multiple times...member of the ACC Academic Honor Roll in 2007-08...majoring in construction science & management...born Jeffrey Michael Schaus on Apr. 7, 1989 in La Jolla, CA.

Schaus' Career Stats

Overall																							
Year	Avg	GP-GS	AB	R	H	2B	3B	HR	RBI	TB	Slg%	BB	HP	SO	GDP	OB%	SF	SH	SB	PO	A	E	Fld%
2008	.315	59-58	213	41	67	13	1	3	31	91	.427	33	5	28	6	.415	2	1	4-7	78	4	3	.965
2009	.320	66-65	247	60	79	14	1	13	50	134	.543	42	5	29	5	.424	3	1	9-14	77	4	2	.976
Totals	.317	125-123	460	101	146	27	2	16	81	225	.489	75	10	57	11	.420	5	2	13-21	155	8	5	.970

ACC Regular Season																							
Year	Avg	GP-GS	AB	R	H	2B	3B	HR	RBI	TB	Slg%	BB	HP	SO	GDP	OB%	SF	SH	SB	PO	A	E	Fld%
2008	.360	30-30	111	24	40	9	0	0	12	49	.441	18	3	15	3	.462	0	0	4-6	40	2	1	.977
2009	.367	30-30	120	25	44	5	1	5	19	66	.550	14	3	10	0	.445	0	0	4-7	40	1	0	1.000
Totals	.364	60-60	231	49	84	14	1	5	31	115	.498	32	6	25	3	.454	0	0	8-13	80	3	1	.988



2 | Jason Stolz

INF • R-R • 6-2 • 195 • So. • 1VL

Marietta, GA • Kell HS

Construction Science & Management

Sophomore who is a multi-talented infielder...has a strong arm and is one of the team's fastest baserunners...will compete for the starting spot at third base in 2010.

2009 (Freshman)

All-ACC Academic team member...hit .315 with 29 runs, seven doubles, one homer, 21 RBIs, and seven stolen bases in 55 games (42 starts, all at third base)...had a team-high six sacrifice bunts...had a solid .960 fielding percentage thanks to committing just four errors in 101 chances...hit .396 in May...hit a team-high .371 with the bases empty...hit a team-high .412 as the leadoff batter...was 31-for-73 (.425) from the fifth through eighth

innings...had a 10-game hitting streak in May; he was 17-for-32 (.531) with three doubles, 10 RBIs, 10 runs, five walks, a .605 on-base percentage, and five steals during the streak...came off the bench and went 1-for-1 with

two runs and one hit-by-pitch against Michigan State on Mar. 10...went 2-for-3 with a run, RBI, walk, and steal at #24 Florida State on Mar. 22...hit his first career homer against Duke on Apr. 3...went 2-for-5 with two RBIs against Duke on Apr. 5...

went 3-for-4 with a double, two RBIs, and a hit-by-pitch against Western Carolina on Apr. 15...went 2-for-4 with a double and RBI in the first game of a doubleheader against Maryland on May 3...went 2-for-5 with an

Stolz's Career Highs

Runs	2	many (6)	-----
Hits	3	many (2)	-----
Doubles	1	many (7)	-----
Home Runs	1	Duke	4-3-09
RBIs	3	Furman	5-11-09
Walks	2	many (5)	-----
Steals	2	N.C. State	5-15-09

RBI and steal in the second game of a doubleheader against Maryland on May 3; he went 5-for-12 (.417) with two doubles and three RBIs in the series...went 2-for-2 with an RBI, two runs, a walk, and steal against North Carolina-Wilmington on May 8...went 1-for-2 with an RBI, two runs, and two walks against North Carolina-Wilmington on May 9; he was 3-for-4 (.750) with two RBIs, four runs, three walks, and a steal in the series...went 2-for-3 with three RBIs, two walks, and a steal against Furman at Greenville, SC (Fluor Field) on May 11...went 3-for-3 with a hit-by-pitch, RBI, two runs, and two steals at N.C. State on May 15; he was 5-for-10 (.500) with three runs and two steals in the series...played for Falmouth in the Cape Cod League in the summer, where he hit .158 in five games.

Before Clemson

Drafted in the 31st round (#940 overall pick) by the Atlanta Braves in 2008...**Marietta Daily Journal** Player-of-the-Year as a senior...All-Cobb County and team MVP as a senior...Cobb County Dugout Club High School All-Star team member as a senior...#12 prospect in Georgia by **Perfect Game**...Connie Mack World Series All-Tournament selection in 2008...played on the state runnerup team as a sophomore...earned his high school's academic award...lettered three times in baseball at Kell High School, where he was coached by Donnie English...from the same high school that produced former Tiger Ben Paulsen (2007-09).

Personal

Member of the ACC Academic Honor Roll in 2008-09...majoring in construction science & management...pronounced STOHLTS...born Jason Evan Stolz on Mar. 21, 1990 in Marietta, GA.



Stolz's Career Stats

Overall																							
Year	Avg	GP-GS	AB	R	H	2B	3B	HR	RBI	TB	Slg%	BB	HP	SO	GDP	OB%	SF	SH	SB	PO	A	E	Fld%
2009	.315	55-42	143	29	45	7	0	1	21	55	.385	16	4	26	4	.399	0	6	7-10	22	75	4	.960
ACC Regular Season																							
Year	Avg	GP-GS	AB	R	H	2B	3B	HR	RBI	TB	Slg%	BB	HP	SO	GDP	OB%	SF	SH	SB	PO	A	E	Fld%
2009	.304	23-18	69	9	21	3	0	1	10	27	.391	1	2	9	2	.333	0	3	4-6	9	30	2	.951



42 | Josh Thrailkill

RHP • R-R • 6-3 • 195 • *Jr. • 2VL

Arden, NC • T.C. Roberson HS
Management

Slowed by nagging injuries all three years at Clemson... has an 0-0 record and 6.75 ERA in six career appearances (one start)...in 8.0 innings pitched, he has allowed 11 hits and no walks with six strikeouts.

2009 (Red-Shirt Sophomore)

Had an 0-0 record and 3.00 ERA in three relief appearances...in 3.0 innings pitched, he allowed two hits (.200 opponents' batting average) and no walks with one strikeout... pitched a perfect inning in relief against North Carolina-Asheville on Mar.

4...pitched a scoreless inning in relief against North Carolina-Wilmington on May 8...played for Thomasville in the Coastal Plain League in the summer, where he was 1-2 with an 8.69 ERA in 19.2 innings pitched over nine appearances (two starts); he had 24 strikeouts against only seven walks.

2008 (Sophomore)

Red-shirted...suffered another hip injury and was lost for the season.

2007 (Freshman)

Had a 9.00 ERA in three appearances (one start)...in

5.0 innings pitched, he allowed nine hits and no walks with five strikeouts...Clemson won all three games he appeared in...held the leadoff batter in an inning to 1-for-6 (.167)...made his first career start and appearance against High Point

on Feb. 21...pitched a perfect inning in relief with a strikeout against Gardner-Webb on Mar. 27; it was his first outing in over a month after suffering a leg injury...pitched 2.0 innings in relief against Georgia on Apr. 4...#18 freshman in the nation in the preseason by **Baseball America**.

Before Clemson

Named an AFLAC All-American at T.C. Roberson High School...member of the USA Junior National Team in 2005, where he was 2-0 with a 0.59 ERA...#20 prospect in the nation by **Baseball America**...drafted in the 34th round (#1027 overall pick) by the Philadelphia Phillies in 2006...was 7-1 with a 1.26 ERA, 65 strikeouts, and two no-hitters in 50.0 innings pitched as a junior...lettered four times in baseball at T.C. Roberson High, where he was coached by Tom Smith.

Personal

Two-time member of the ACC Academic Honor Roll...majoring in management...born Joshua Clay Thrailkill on Dec. 25, 1987 in Fort Lauderdale, FL.

Thrailkill's Career Highs

Total IP	2.0	many (2)	-----
Scoreless IP	1.0	many (3)	-----
Hits	5	Georgia	4-4-07
Runs	3	Georgia	4-4-07
Earned Runs	3	Georgia	4-4-07
Walks	0	-----	-----
Strikeouts	2	many (2)	-----



Thrailkill's Career Stats

Year	ERA	W-L	APP	GS	CG	SHO/CBO	SV	Overall														
								IP	H	R	ER	BB	SO	AB	O/BA	WP	HBP	BK	PO	A	E	Fld%
2007	9.00	0-0	3	1	0	0/0	0	5.0	9	5	5	0	5	22	.409	0	0	0	0	0	2	.000
2009	3.00	0-0	3	0	0	0/0	0	3.0	2	1	1	0	1	10	.200	0	0	0	0	0	0	-----
Totals	6.75	0-0	6	1	0	0/0	0	8.0	11	6	6	0	6	32	.344	0	0	0	0	0	2	.000



33 | Scott Weismann

RHP • R-R • 6-0 • 190 • So. • 1VL
 Boxborough, MA • Acton-Boxborough Regional HS
 Pre-Business

Sophomore righthander who will compete for a spot in the weekend rotation in 2010...hampered by injury early in the 2009 season that caused him to miss key ACC series against Florida State, Boston College, and Miami (FL).

2009 (Freshman)

Had a 3-1 record, one save, and a team-best 1.23 ERA in 17 appearances (three starts)...in 36.2 innings pitched, he allowed 26 hits (.206 opponents' batting average) and 15 walks with 28 strikeouts...in 11.1 innings pitched over seven relief

appearances in ACC regular-season games, he was 1-0 with a 1.59 ERA and .190 opponents' batting average...his 0.00 ERA in the NCAA Tournament was the best mark by a Tiger in a single NCAA Tourney in history...allowed just one home run...did not allow more than one earned run in any of his 17 appearances...had a .143 opponents'

batting average with runners on base, .120 opponents' batting average with runners in scoring position, and .186 opponents' batting average with two outs...held righthanded batters to a .156 batting average...did not allow a run and gave up just six hits in 12.0 innings pitched from the first through fourth innings...had a 17-scoreless-innings-pitched streak over 10 appear-

ances from early March to early May...pitched a scoreless inning in relief with two strikeouts in his first career outing as a Tiger against Charlotte on Feb. 20...pitched 2.0 hitless and scoreless innings in relief against Furman on Mar. 3...pitched a

5...pitched 2.0 innings in relief, allowing two hits, no runs, and no walks with two strikeouts at Virginia Tech on Apr. 19...pitched 4.0 innings in his first career start, allowing two hits, no runs, and one walk with three strikeouts at South Carolina on Apr. 22...pitched 2.0 innings in relief, allowing one hit and no runs to record his first career save against #4 Georgia Tech on Apr. 26...pitched 2.2 innings in relief, allowing no hits and one run to earn his first career win in the first game of a doubleheader against Maryland on May 3...pitched 5.0 innings in a starting role, allowing three hits and no runs to earn the win against College of Charleston on May 12...pitched 8.0 innings in a starting role, allowing four hits and no runs to earn the win against Tennessee Tech in the Clemson Regional on May 31; he only allowed one runner past first base and none past second base.

Before Clemson

Drafted in the 18th round (#553 overall pick) by the Detroit Tigers in 2008...#2 prospect in Massachusetts by **Perfect Game**...first-team Eastern Massachusetts as a junior...Area Code Games selection in 2007...lettered four times in baseball at Acton-Boxborough Regional High School, where he was coached by Pat Grucela.

Personal

Member of the ACC Academic Honor Roll in 2008-09...his brother Jason Carpenter played basketball at Framingham State...majoring in pre-business...born Scott Bryan Weismann on Feb. 8, 1990 in Stoneham, MA.

Weismann's Career Highs

Total IP	8.0	Tennessee Tech	5-31-09
Scoreless IP	8.0	Tennessee Tech	5-31-09
Hits	4	Tennessee Tech	5-31-09
Runs	2	Virginia	5-21-09
Earned Runs	1	many (5)	-----
Walks	3	many (2)	-----
Strikeouts	3	many (2)	-----

scoreless inning with one strikeout at #2 North Carolina on Mar. 7...pitched a perfect sixth inning with two strikeouts against South Carolina-Upstate on Mar. 18; he was the second of five righthanders who combined to pitch Clemson's first no-hitter since 1984...pitched a scoreless inning in relief with two strikeouts against Duke on Apr.



Weismann's Career Stats

Overall																						
Year	ERA	W-L	APP	GS	CG	SHO/CBO	SV	IP	H	R	ER	BB	SO	AB	O/BA	WP	HBP	BK	PO	A	E	Fld%
2009	1.23	3-1	17	3	0	0/2	1	36.2	26	6	5	15	28	126	.206	2	1	0	4	4	0	1.000
ACC Regular Season																						
Year	ERA	W-L	APP	GS	CG	SHO/CBO	SV	IP	H	R	ER	BB	SO	AB	O/BA	WP	HBP	BK	PO	A	E	Fld%
2009	1.59	1-0	7	0	0	0/0	1	11.1	8	2	2	5	10	42	.190	2	0	0	2	1	0	1.000



37 | Kevin Caughman

INF • R-R • 5-10 • 155 • Fr. • HS
Martinez, GA • Evans HS
Mathematical Sciences

First-year walk-one who will add depth in the infield.

BEFORE CLEMSON: All-region, all-area, and all-county selection as a senior at Evans High School...region MVP runnerup and team MVP as a senior...lettered three times in baseball at Evans High, where he was coached by Ricky Beale.

PERSONAL: Majoring in mathematical sciences...born Kevin Barnes Caughman on July 2, 1991 in Augusta, GA.



47 | Marcus Curry

C • R-R • 5-7 • 210 • Fr. • HS
Nichols, SC • Green Sea Floyds HS
Packaging Science

Original walk-on in his first year in the program...will add depth behind the plate.

BEFORE CLEMSON: Lettered four times in baseball and four times in football at Green Sea Floyds High School, where he was coached by Gene Martin.

PERSONAL: Majoring in packaging science...born Marcus Denard Curry on Sept. 14, 1990 in Ludwigsburg, Germany.



20 | Scott Firth

RHP • R-R • 5-11 • 160 • Fr. • HS
Buffalo Grove, IL • Adlai E. Stevenson School
Psychology

Talented freshman righthander who will compete for a starting spot in 2010.

BEFORE CLEMSON: Drafted in the 36th round (#1076 overall pick) by the Baltimore Orioles in 2009...#1 high school righthander prospect in Illinois and #3 overall high school prospect in Illinois by **Prep Baseball Report**...#11 high school prospect in Illinois and #391 high school prospect in the nation by **Perfect Game**...member of Team Illinois...first-team all-state pick as a senior at Adlai E. Stevenson School...set the school record for career strikeouts...all-conference selection as a sophomore, junior, and senior...played in the 2008 Midwest Pro Scout Classic and 2008 Pitch & Hit Club Pro Scout Showcase...lettered three times in baseball at Adlai E. Stevenson School, where he was coached by Paul Mazzuca.

PERSONAL: First Tiger from Illinois since 1991 (Tad Smith)...majoring in psychology...born Scott William Firth on Jan. 2, 1991 in Park Ridge, IL.



15 | Mike Kent

RHP • R-R • 6-0 • 195 • Fr. • HS
Springfield, VA • West Springfield HS
Undeclared

One of three players from the state of Virginia on the 2010 team.

BEFORE CLEMSON: First-team all-state selection during his junior and senior seasons at West Springfield High School...#13 high school prospect in the state of Virginia and #304 high school prospect in the nation according to **Perfect Game**...East Coast Pro Showcase selection...region MVP as a senior...first-team all-district selection during his sophomore, junior, and senior seasons...2008 Orlando Baseball Classic All-Tournament pick...Patriot District Pitcher-of-the-Year as a junior...lettered three times in baseball at West Springfield High, where he was coached by John James.

PERSONAL: Major is undeclared...born Mike Travis Kent on Oct. 30, 1990 in Fairfax, VA.



22 | Spencer Kieboom


C • R-R • 6-0 • 220 • Fr. • HS
Marietta, GA • Walton HS
Pre-Business

Freshman catcher who will provide depth behind the plate...one of five players from the state of Georgia on the 2010 team.

BEFORE CLEMSON: Named a 2009 Louisville Slugger Honorable Mention All-American...#42 high school prospect in Georgia and #465 high school prospect in the nation by **Perfect Game**...all-state pick as a junior and senior at Walton High School...First-Team Cobb County selection as a junior and senior...first-team all-region as a junior and senior...2008 Georgia Dugout All-Tournament team selection...team MVP as a junior and senior...set the school record for doubles and RBIs in a season...member of the state champions as a sophomore...played in the Connie Mack World Series, where his team won the tournament in 2008...played with the East Cobb Astros and Yankees...lettered four times in baseball at Walton High, where he was coached by Shane Amos.

PERSONAL: Majoring in pre-business...pronounced KEE-boom...has dual-citizenship with the United States and The Netherlands; his father Alswinn was born in The Netherlands...born Spencer John Kieboom on Mar. 16, 1991 in Mount Pleasant, SC.

Student Equipment Managers



Mark Smith
3rd Season
Sr. • Ruby, SC



Nate Johnson
3rd Season
Jr. • Essex Junction, VT



Jacob Turner
2nd Season
Sr. • Seneca, SC



Chris Cooder
1st Season
Fr. • Nashville, TN



32 | Kevin Kyle

LHP • L-L • 6-3 • 160 • Fr. • HS
Atlanta, GA • Holy Innocents' Episcopal School
Pre-Business

Won the Omaha Challenge competition among pitchers in the fall of 2009.

BEFORE CLEMSON: Region player-of-the-year as a senior at Holy Innocents' Episcopal School...#87 high school prospect in Georgia by **Perfect Game**...team MVP as a senior...first-team all-region as a senior and second-team all-region as a junior...First-Team All-Cobb County as a junior...2008 Georgia Dugout Top 100 pick...had a 9-3 record, 2.79 ERA, two saves, and 50 strikeouts as a junior...member of the AA state champions as a sophomore...lettered three times in baseball and once in football at Holy Innocents' Episcopal School, where he was coached by Dylan Deal.

PERSONAL: His cousin Carl Boland played football at Furman (2000)...majoring in pre-business...born Kevin Joseph Kyle on Apr. 5, 1990 in Atlanta, GA.



21 | Seth Neely

INF • R-R • 5-11 • 160 • Fr. • HS
Rock Hill, SC • Rock Hill HS
Community Recreation, Sport, & Camp Management

Freshman who will provide depth in the infield.

BEFORE CLEMSON: Region player-of-the-year as a senior at Rock Hill High...#12 high school prospect in South Carolina and #571 high school prospect in the nation by **Perfect Game**...all-area by **Charlotte Observer** as a senior...hit .489 with eight homers as a senior...team MVP as a junior and senior...all-area pick by **Rock Hill Herald** as a junior...earned the school's Academic Award with the highest GPA...lettered four times in baseball at Rock Hill High, where he was coached by Eddie Hill.

PERSONAL: Majoring in community recreation, sport, & camp management...born Christopher Seth Neely on June 24, 1991 in Rock Hill, SC.



6 | Dominic Leone

RHP • R-R • 5-10 • 175 • Fr. • HS
Norwich, CT • Norwich Free Academy
Community Recreation, Sport, & Camp Management

Highly-touted freshman righthander who will compete for innings in 2010.

BEFORE CLEMSON: All-state as a junior and senior at Norwich Free Academy...#1 high school prospect in Connecticut and #263 high school prospect in the nation by **Perfect Game**...Connecticut Senior All-Star Game MVP...AFLAC All-American as a junior...Connecticut Junior Top 40 All-Star team member as a junior...had a 4-3 record, 1.48 ERA, and 66 strikeouts in 47.0 innings pitched as a junior...lettered three times in baseball at Norwich Free Academy, where he was coached by Clarence Cooper.

PERSONAL: Majoring in community recreation, sport, & camp management...pronounced lee-OHN...born Dominic Joseph Leone on Oct. 26, 1991 in Norwich, CT.



8 | Richie Shaffer

INF/RHP • R-R • 6-2 • 190 • Fr. • HS
Charlotte, NC • Providence Senior HS
Pre-Business

Highly-touted freshman who will compete for the starting spot at first base.

BEFORE CLEMSON: Drafted in the 25th round (#757 overall pick) by the Los Angeles Dodgers in 2009...all-state as a sophomore, junior, and senior at Providence Senior High...#3 high school prospect in North Carolina and #28 high school prospect in the nation by **Perfect Game**...#27 high school prospect in the nation by **Baseball America**...AFLAC All-American as a junior...2007 USA National Team member...**Perfect Game** National Showcase selection...East Coast Pro Showcase selection...lettered four times at Providence Senior High, where he was coached by Danny Hignight.

PERSONAL: Majoring in pre-business...born Richard Michael Shaffer on Mar. 15, 1991 in Flemington, NJ.



28 | Jonathan Meyer

RHP • R-R • 5-11 • 160 • Fr. • HS
San Diego, CA • Cathedral Catholic HS
Computer Information Systems

First-year freshman righthander who will provide depth in the Tiger bullpen...only Tiger on the 2010 team from the West Coast.

BEFORE CLEMSON: Section pitcher-of-the-year as a senior at Cathedral Catholic High School...#67 high school prospect in California and #395 high school prospect in the nation by **Perfect Game**...team pitcher-of-the-year as a junior and senior...member of the Division III state champions as a senior...had a 9-2 record, 2.42 ERA, one save, and 64 strikeouts as a junior...district pitcher-of-the-year as a junior...lettered three times in baseball at Cathedral Catholic High, where he was coached by Gary Remiker.

PERSONAL: His father Michael played basketball at Cal Tech...majoring in computer information systems...born Jonathan Paul Meyer on Jan. 2, 1991 in Upland, CA.



40 | J.T. Wauford

RHP • R-R • 5-11 • 170 • Fr. • HS
Midlothian, VA • The Steward School
History

Freshman righty who is one of three players from Virginia on the 2010 team.

BEFORE CLEMSON: First-team all-state, first-team all-conference, and conference player-of-the-year as a senior at The Steward School...first-team all-metro by **Richmond Times-Dispatch** as a senior...team MVP as a sophomore, junior, and senior...first-team all-conference pick five times...#23 high school prospect in Virginia by **Perfect Game**...had a 6-2 record, 0.61 ERA, and 82 strikeouts in 46.0 innings pitched as a junior...first-team all-state as a junior...lettered five times in baseball at The Steward School, where he was coached by Bruce Secrest.

PERSONAL: His sister Emily ran cross country at Notre Dame (2005-09)...majoring in history...born Jerry Thomas Wauford on Oct. 15, 1990 in Chesterfield, VA.

Omaha Challenge

How Badly Do You Want It?

Addison Johnson

2009 Fall Omaha Challenge

In the fall of 1998, Head Coach **Jack Leggett** conceived a competition to test his players and help them reach their strength goals. The contest was named "Omaha Challenge." Eleven years later, it still serves as an intense form of evaluation to measure muscular endurance, mental toughness, and develop team unity using a variety of resistance, agility, and conditioning tests.

Before the 2010 season, the fielders competed against each other, as did the pitchers. The fielders performed the bench press (135 pounds), pullups, towel hang, shuttle run, sled pull, "Omaha Four-Lapper" (2.2 miles), and agility course. The pitchers performed in the same events as the fielders, except the pitchers did a dumbbell bench press (55 pounds).

Senior **Mike Freeman** captured the fielders' competition with 634 points. Freshman **Kevin Kyle** won the pitchers' event, totaling 550 points.

Fielders

Rk	Player	Points
1.	Mike Freeman	634
2.	Brad Miller	538
3.	Phil Pohl	508
4.	Jason Stolz	496
5.	John Nester	442
6.	Addison Johnson	394
7.	Jeff Schaus	382
8.	Richie Shaffer	376
9.	Kevin Caughman	346

Bench Press

Phil Pohl	33
-----------	----

Pullups

Jack Leggett	27
--------------	----

Towel Hang

Chris Epps	2:05
------------	------

Shuttle Run

Jason Stolz	1:37
-------------	------

Sled Pull

Mike Freeman	2:59
--------------	------

Omaha Four-Lapper

Mike Freeman	13:42
--------------	-------

Agility Course

Jason Stolz	2:08
-------------	------

Pitchers

Rk	Player	Points
1.	Kevin Kyle	550
2.	Will Lamb	538
3.	Justin Sarratt	514
4.	Scott Firth	490
5.	Mike Kent	472
6.	Dominic Leone	454
	Scott Weismann	454
8.	Tomas Cruz	436
9.	David Haselden	382

Dumbbell Bench Press

Tomas Cruz	39
------------	----

Pullups

Scott Firth	23
-------------	----

Towel Hang

Jonathan Meyer	2:02
----------------	------

Shuttle Run

Will Lamb	1:37
-----------	------

Sled Pull

Dominic Leone	2:48
---------------	------

Omaha Four-Lapper

Dominic Leone	13:27
---------------	-------

Agility Course

Mike Kent	2:12
-----------	------

Team Standings

Rk	Team	Points
1.	Johnson	3066
2.	Sarratt	2970
3.	Freeman	2756
4.	Boyd	2210

Team Johnson

John Hinson

Chris Epps

Mike Freeman

CLEMSON WILL PLAY 27 GAMES AGAINST TEAMS THAT PLAYED IN THE 2009 NCAA TOURNAMENT

CLEMSON WILL PLAY 27 GAMES AGAINST TEAMS THAT PLAYED IN THE 2009 NCAA TOURNAMENT

April 2,3,4 at Clemson, SC

General Information

Location:.....Chestnut Hill, MA
Enrollment:.....14,500
President:.....**Rev. William P. Leahy, S.J.**
Athletic Director:.....**Gene DeFilippo**
Nickname:.....Eagles
Colors:.....Maroon & Gold
Conference:.....Atlantic Coast
First Year of Baseball:.....1946

Stadium Information

Home Field (Capacity):Eddie Pellagrini Diamond (1,000)
Dimensions:.....LL - 330, LC - 370, C - 400, RC - 365, RL - 320
Press Box Phone:.....(617) 552-0530

Coaching Information

Head Coach:..... **Mik Aoki** (Davidson '90)
Record at Boston College (Seasons):..... 84-80-1 (3)
Career Record (Seasons):..... 171-220-1 (8)
Assistant Coaches:..... **Joe Hastings** (East Carolina '01)
..... **Steve Englert** (Boston College '87)
..... **Jesse Woods** (Western New England '04)

Team Information

Team Information

2009 Record (Rank):.....34-26 (NR)
2009 ACC Record (Finish):.....13-15 (3rd (Atlantic))
Lettermen Returning/Lost:.....21/8
Position Starters Returning/Lost:.....5/3
Pitchers Returning/Lost:.....12/3
Series Record:.....Clemson leads 7-5

SID Information

Baseball Contact: **Matt Lynch**
SID Office Phone:..... (617) 552-2193
SID Email:..... lynchfz@bc.edu
Athletic Website: BCEagles.com

March 16 at Charlotte, NC

General Information

Location:.....Charlotte, NC
Enrollment:.....24,701
Chancellor:.....**Dr. Philip Dubois**
Athletic Director:.....**Judy Rose**
Nickname:.....49ers
Colors:.....Green & White
Conference:.....Atlantic 10
First Year of Baseball:.....1979

Stadium Information

Home Field (Capacity): ..Robert & Mariam Hayes Stadium (3,000)
Dimensions:.....LL - 335, LC - 370, C - 390, RC - 370, RL - 335
Press Box Phone:.....(704) 687-5959

Coaching Information

Head Coach:.....**Loren Hibbs** (Wichita State '84)
Record at Charlotte (Seasons):..... 528-423-3 (17)
Career Record (Seasons):..... 528-423-3 (17)
Assistant Coaches:.....**Brandon Hall** (North Carolina-Wilmington '99)
.....**Kris Rochelle** (Charlotte '07)
.....**Brett Hall** (Tennessee-Martin '05)

Team Information

Team Information

2009 Record (Rank):.....33-22 (NR)

2009 A-10 Record (Finish):.....16-11 (T-4th)

Lettermen Returning/Lost:.....20/10

Position Starters Returning/Lost:.....6/3

Pitchers Returning/Lost:.....10/4

Series Record:.....Clemson leads 11-2

SID Information

Baseball Contact: **Ryan Rose**
SID Office Phone:..... (704) 687-6312
SID Email:.....ryan.rose@uncc.edu
Athletic Website:.....Charlotte49ers.com

March 31 at Clemson, SC

General Information

Location:..... Conway, SC
Enrollment:.....8,100
President:..... **David A. DeCenzo**
Athletic Director:..... **Hunter Yurachek**
Nickname:.....Chanticleers
Colors:..... Teal, Bronze, & Black
Conference:.....Big South
First Year of Baseball:.....1975

Stadium Information

Home Field (Capacity): Charles Watson Stadium (2,000)
Dimensions:..... LL - 320, LC - 360, C - 390, RC - 360, RL - 325
Press Box Phone:..... (843) 421-8244

Coaching Information

Head Coach:..... **Gary Gilmore** (Coastal Carolina '80)
Record at Coastal Carolina (Seasons):..... 554-293 (14)
Career Record (Seasons):..... 807-395 (20)
Assistant Coaches:..... **Kevin Schnall** (Coastal Carolina '01)
..... **Brendan Dougherty** (Coastal Carolina '98)
..... **Drew Thomas** (Illinois State '98)

Team Information

2009 Record (Rank):	47-16 (#23 SW)
2009 BSC Record (Finish):	21-5 (1st)
Lettermen Returning/Lost:	18/7
Position Starters Returning/Lost:	7/2
Pitchers Returning/Lost:	8/4
Series Record:	Clemson leads 38-6

SID Information

Baseball Contact: **Kent Reichert**
SID Office Phone:..... (843) 349-2840
SID Email:.....kreicher@coastal.edu
Athletic Website:GoCCUSports.com

Dayton

March 3 at Clemson, SC

General Information

Location:..... Dayton, OH
Enrollment:.....7,700
President:.....Dr. Daniel J. Curran
Athletic Director:.....Tim Wabler
Nickname:.....Flyers
Colors:.....Red & Blue
Conference:.....Atlantic 10
First Year of Baseball:.....1902

Stadium Information

Home Field (Capacity):.....Time Warner Cable Stadium (2,000)
Dimensions:.....LL - 330, LC - 375, C - 400, RC - 375, RL - 330
Press Box Phone:.....(937) 229-2255

Coaching Information

Head Coach:.....Tony Vittorio (Hanover '88)
Record at Dayton (Seasons):.....287-267 (10)
Career Record (Seasons):.....511-465 (17)
Assistant Coaches:.....Todd Linklater (Lake Forest '96)
.....Brian Harrison (Shawnee State '00)
.....Terry Bell (Old Dominion '83)

Team Information

2009 Record (Rank):.....38-19 (NR)
2009 A-10 Record (Finish):.....21-6 (1st)
Lettermen Returning/Lost:.....20/9
Position Starters Returning/Lost:.....3/4
Pitchers Returning/Lost:.....6/3
Series Record:.....0-0

SID Information

Baseball Contact:.....Seth Iamese
SID Office Phone:.....(937) 229-4419
SID Email:.....iamesse@notes.udayton.edu
Athletic Website:.....DaytonFlyers.com

Florida Gulf Coast

May 1,2,3,4 at Clemson, SC

General Information

Location:.....Fort Myers, FL
Enrollment:.....11,200
President:.....Dr. Wilson Bradshaw
Athletic Director:.....Ken Kavanagh
Nickname:.....Eagles
Colors:.....Cobalt Blue & Emerald Green
Conference:.....Atlantic Sun
First Year of Baseball:.....2003

Stadium Information

Home Field (Capacity):.....Swanson Stadium (1,500)
Dimensions:.....LL - 330, C - 400, RL - 330
Press Box Phone:.....N/A

Coaching Information

Head Coach:.....Dave Tollet (Tusculum '88)
Record at Florida Gulf Coast (Seasons):.....266-117-2 (7)
Career Record (Seasons):.....266-117-2 (7)
Assistant Coaches:.....Rusty McKee (North Florida '00)
.....Forrest Martin (Southwestern '03)
.....Paul Fibbe (Florida Gulf Coast '09)

Team Information

2009 Record (Rank):.....36-18 (NR)
2009 ASC Record (Finish):.....23-7 (1st)
Lettermen Returning/Lost:.....17/9
Position Starters Returning/Lost:.....7/2
Pitchers Returning/Lost:.....8/8
Series Record:.....0-0

SID Information

Baseball Contact:.....Caleb Baker
SID Office Phone:.....(239) 590-7061
SID Email:.....cbaker@fgcu.edu
Athletic Website:.....FGCUAthletics.com

Duke

April 9,10,11 at Durham, NC (Durham Bulls Athletic Park)

General Information

Location:.....Durham, NC
Enrollment:.....6,340
President:.....Richard H. Brodhead
Athletic Director:.....Kevin White
Nickname:.....Blue Devils
Colors:.....Royal Blue & White
Conference:.....Atlantic Coast
First Year of Baseball:.....1889

Stadium Information

Home Field (Capacity):.....Durham Bulls Athletic Park (10,000)
Dimensions:.....LL - 305, LC - 371, C - 400, RC - 373, RL - 327
Press Box Phone:.....(919) 812-7141

Coaching Information

Head Coach:.....Sean McNally (Duke '94)
Record at Duke (Seasons):.....116-107-1 (4)
Career Record (Seasons):.....116-107-1 (4)
Assistant Coaches:.....Matthew Boggs (Georgia Tech '02)
.....Sean Snedeker (Texas A&M '90)
.....Rhett Parrott (Georgia Tech '07)

Team Information

2009 Record (Rank):.....35-24 (NR)
2009 ACC Record (Finish):.....15-15 (5th (Coastal))
Lettermen Returning/Lost:.....17/7
Position Starters Returning/Lost:.....5/3
Pitchers Returning/Lost:.....12/4
Series Record:.....Clemson leads 117-63-2

SID Information

Baseball Contact:.....Chris Cook
SID Office Phone:.....(919) 684-8708
SID Email:.....cook@duaa.duke.edu
Athletic Website:.....GoDuke.com

Elon

March 23,24 at Clemson, SC

General Information

Location:.....Elon, NC
Enrollment:.....5,666
President:.....Dr. Leo M. Lambert
Athletic Director:.....Dave Blank
Nickname:.....Phoenix
Colors:.....Maroon & Gold
Conference:.....Southern
First Year of Baseball:.....1899

Stadium Information

Home Field (Capacity):.....Latham Park (2,000)
Dimensions:.....LL - 317, LC - 360, C - 385, RC - 380, RL - 328
Press Box Phone:.....(336) 278-6788

Coaching Information

Head Coach:.....Mike Kennedy (Elon '91)
Record at Elon (Seasons):.....436-307-3 (13)
Career Record (Seasons):.....436-307-3 (13)
Assistant Coaches:.....Greg Starbuck (Winston-Salem State '91)
.....Robbie Huffstetler (Appalachian State '01)
.....Nick Brannon (North Carolina-Asheville '01)

Team Information

2009 Record (Rank):.....41-18 (#24 BA)
2009 SoCon Record (Finish):.....23-4 (1st)
Lettermen Returning/Lost:.....19/10
Position Starters Returning/Lost:.....3/5
Pitchers Returning/Lost:.....12/3
Series Record:.....Clemson leads 10-5

SID Information

Baseball Contact:.....Chris Rash
SID Office Phone:.....(336) 278-6712
SID Email:.....crash@elon.edu
Athletic Website:.....ElonPhoenix.com

Florida State

May 20,21,22 at Clemson, SC

General Information

Location:.....Tallahassee, FL
Enrollment:.....39,136
President-Elect:.....Dr. Eric J. Barron
Interim Athletic Director:.....Randy Smetman
Symbol:.....Seminoles
Colors:.....Garnet & Gold
Conference:.....Atlantic Coast
First Year of Baseball:.....1948

Stadium Information

Home Field (Capacity):.....Dick Howser Stadium (6,700)
Dimensions:.....LL - 340, LC - 365, C - 400, RC - 360, RL - 320
Press Box Phone:.....(850) 644-1553

Coaching Information

Head Coach:.....Mike Martin (Florida State '66)
Record at Florida State (Seasons):.....1583-538-4 (30)
Career Record (Seasons):.....1583-538-4 (30)
Assistant Coaches:.....Jamey Shouppe (Florida State '82)
.....Mike Martin, Jr. (Florida State '95)
.....Brian Hoop (Fresno State '04)

Team Information

2009 Record (Rank):.....45-18 (#9 BA, #10 CB, #10 SW)
2009 ACC Record (Finish):.....19-9 (1st (Atlantic))
Lettermen Returning/Lost:.....17/11
Position Starters Returning/Lost:.....7/2
Pitchers Returning/Lost:.....8/6
Series Record:.....Florida State leads 63-50-1

SID Information

Baseball Contact:.....Jason Leturmy
SID Office Phone:.....(850) 644-5656
SID Email:.....jleturmy@fsu.edu
Athletic Website:.....Seminoles.com

Furman

February 21 at Clemson, SC • May 11 at Greenville, SC (Fluor Field)

General Information

Location:.....Greenville, SC
Enrollment:.....2,630
President:.....Dr. David Shi
Athletic Director:.....Dr. Gary Clark
Nickname:.....Paladins
Colors:.....Purple & White
Conference:.....Southern
First Year of Baseball:.....1896

Stadium Information

Home Field (Capacity):.....Latham Stadium (2,000)
Dimensions:.....LL - 330, LC - 350, C - 393, RC - 371, RL - 330
Press Box Phone:.....(864) 294-3066

Coaching Information

Head Coach:.....Ron Smith (Furman '79)
Record at Furman (Seasons):.....397-471 (16)
Career Record (Seasons):.....397-471 (16)
Assistant Coaches:.....Britt Reames (The Citadel '96)
.....Jeff Whitfield (Lander '03)

Team Information

2009 Record (Rank):.....24-31 (NR)
2009 SoCon Record (Finish):.....10-20 (8th)
Lettermen Returning/Lost:.....21/9
Position Starters Returning/Lost:.....4/5
Pitchers Returning/Lost:.....12/4
Series Record:.....Clemson leads 135-58-4

SID Information

Baseball Contact:.....Hunter Reid
SID Office Phone:.....(864) 294-2061
SID Email:.....hunter.reid@furman.edu
Athletic Website:.....FurmanPaladins.com

Gardner-Webb

March 10 at Clemson, SC

General Information

Location:.....Boiling Springs, NC
Enrollment:.....4,000
President:.....**Dr. Frank Bonner**
Athletic Director:.....**Chuck Burch**
Nickname:.....Bulldogs
Colors:.....Scarlet & Black
Conference:.....Big South
First Year of Baseball:.....1971

Stadium Information

Home Field (Capacity):.....McNair Field (1,556)
Dimensions:.....LL - 315, C - 380, RL - 330
Press Box Phone:.....N/A

Coaching Information

Head Coach:.....**Rusty Stroupe** (Appalachian State '84)
Record at Gardner-Webb (Seasons):.....197-197 (7)
Career Record (Seasons):.....553-430 (19)
Assistant Coaches:.....**Kent Cox** (Campbell '96)
.....**Jason Burke** (Southern Wesleyan '04)
.....**Michael Lewis** (Jacksonville State '94)

Team Information

2009 Record (Rank):.....25-25 (NR)
2009 BSC Record (Finish):.....13-14 (5th)
Lettermen Returning/Lost:.....17/14
Position Starters Returning/Lost:.....2/7
Pitchers Returning/Lost:.....8/7
Series Record:.....Clemson leads 4-0

SID Information

Baseball Contact:.....**Marc Rabb**
SID Office Phone:.....(704) 406-4355
SID Email:.....mrabb@gardner-webb.edu
Athletic Website:.....GWUSports.com

Georgia Tech

April 16, 17, 18 at Atlanta, GA

General Information

Location:.....Atlanta, GA
Enrollment:.....20,291
President:.....**Dr. G.P. Peterson**
Athletic Director:.....**Dan Radakovich**
Nickname:.....Yellow Jackets
Colors:.....Old Gold & White
Conference:.....Atlantic Coast
First Year of Baseball:.....1895

Stadium Information

Home Field (Capacity):.....Russ Chandler Stadium (4,157)
Dimensions:.....LL - 328, LC - 391, C - 400, RC - 353, RL - 334
Press Box Phone:.....(404) 894-3167

Coaching Information

Head Coach:.....**Danny Hall** (Miami (OH) '77)
Record at Georgia Tech (Seasons):.....690-313-1 (16)
Career Record (Seasons):.....898-430-1 (22)
Assistant Coaches:.....**Bryan Prince** (Georgia Tech '05)
.....**Tom Kinkelaar** (Miami (OH) '77)
.....**Matt White**

Team Information

2009 Record (Rank):.....38-19-1 (#20 BA, #18 CB, #18 SW)
2009 ACC Record (Finish):.....17-10-1 (2nd (Coastal))
Lettermen Returning/Lost:.....24/4
Position Starters Returning/Lost:.....5/3
Pitchers Returning/Lost:.....11/1
Series Record:.....Clemson leads 100-97-3

SID Information

Baseball Contact:.....**Mike Huff**
SID Office Phone:.....(404) 385-2959
SID Email:.....mhuff@athletics.gatech.edu
Athletic Website:.....RamblinWreck.com

Georgia

April 6 at Athens, GA • April 7 at Clemson, SC

General Information

Location:.....Athens, GA
Enrollment:.....34,180
President:.....**Dr. Michael F. Adams**
Athletic Director:.....**Damon Evans**
Nickname:.....Bulldogs
Colors:.....Red & Black
Conference:.....Southeastern
First Year of Baseball:.....1886

Stadium Information

Home Field (Capacity):.....Foley Field (3,291)
Dimensions:.....LL - 350, LC - 370, C - 404, RC - 365, RL - 314
Press Box Phone:.....(706) 542-6161

Coaching Information

Head Coach:.....**David Perno** (Georgia '91)
Record at Georgia (Seasons):.....289-208-1 (8)
Career Record (Seasons):.....289-208-1 (8)
Assistant Coaches:.....**Jason Eller** (Georgia State '98)
.....**Brady Wiederhold** (Kennesaw State '94)
.....**Justin Holmes** (Georgia '05)

Team Information

2009 Record (Rank):.....38-24 (#24 SW)
2009 SEC Record (Finish):.....15-15 (3rd (East))
Lettermen Returning/Lost:.....19/14
Position Starters Returning/Lost:.....4/5
Pitchers Returning/Lost:.....10/4
Series Record:.....Georgia leads 118-96-2

SID Information

Baseball Contact:.....**Christopher Lakos**
SID Office Phone:.....(706) 542-7994
SID Email:.....clakos@sports.uga.edu
Athletic Website:.....GeorgiaDogs.com

Georgia Southern

March 17 at Clemson, SC

General Information

Location:.....Statesboro, GA
Enrollment:.....19,086
President:.....**Dr. Brooks Keel**
Athletic Director:.....**Sam Baker**
Nickname:.....Eagles
Colors:.....Blue & White
Conference:.....Southern
First Year of Baseball:.....1933

Stadium Information

Home Field (Capacity):.....J.I. Clements Stadium (3,000)
Dimensions:.....LL - 330, LC - 360, C - 385, RC - 360, RL - 330
Press Box Phone:.....(912) 478-2508

Coaching Information

Head Coach:.....**Rodney Hennon** (Western Carolina '93)
Record at Georgia Southern (Seasons):.....370-233 (10)
Career Record (Seasons):.....451-271-1 (12)
Assistant Coaches:.....**Mike Tidick** (Western Carolina '94)
.....**B.J. Green** (Alabama '02)
.....**Dennis Dove**

Team Information

2009 Record (Rank):.....42-17 (NR)
2009 SoCon Record (Finish):.....20-8 (2nd)
Lettermen Returning/Lost:.....17/12
Position Starters Returning/Lost:.....5/4
Pitchers Returning/Lost:.....9/3
Series Record:.....Clemson leads 50-27-1

SID Information

Baseball Contact:.....**Liz Ryan**
SID Office Phone:.....(912) 478-5071
SID Email:.....lryan@georgiasouthern.edu
Athletic Website:.....GeorgiaSouthernEagles.com

Maryland

May 7, 8, 9 at College Park, MD

General Information

Location:.....College Park, MD
Enrollment:.....37,000
President:.....**Dr. C.D. Mote, Jr.**
Athletic Director:.....**Deborah A. Yow**
Nickname:.....Terrapins
Colors:.....Red, White, Black, & Gold
Conference:.....Atlantic Coast
First Year of Baseball:.....1893

Stadium Information

Home Field (Capacity):.....Bob Smith Stadium (2,500)
Dimensions:.....LL - 320, LC - 350, C - 380, RC - 350, RL - 325
Press Box Phone:.....(301) 314-0379

Coaching Information

Head Coach:.....**Erik Bakich** (East Carolina '00)
Record at Maryland (Seasons):.....0-0 (0)
Career Record (Seasons):.....0-0 (0)
Assistant Coaches:.....**Sean Kenny** (Eastern Michigan '97)
.....**Dan Burton** (Louisville '08)
.....**Nolan Neiman** (DeSales '05)

Team Information

2009 Record (Rank):.....27-27 (NR)
2009 ACC Record (Finish):.....10-20 (T-4th (Atlantic))
Lettermen Returning/Lost:.....17/14
Position Starters Returning/Lost:.....3/5
Pitchers Returning/Lost:.....11/3
Series Record:.....Clemson leads 111-39

SID Information

Baseball Contact:.....**Justin Moore**
SID Office Phone:.....(301) 314-7068
SID Email:.....moore@umd.edu
Athletic Website:.....UMTerps.com

Miami (OH)

February 19 at Clemson, SC

General Information

Location:.....Oxford, OH
Enrollment:.....15,766
President:.....**Dr. David Hodge**
Athletic Director:.....**Brad Bates**
Nickname:.....RedHawks
Colors:.....Red & White
Conference:.....Mid-American
First Year of Baseball:.....1915

Stadium Information

Home Field (Capacity):.....Hayden Park (1,000)
Dimensions:.....LL - 332, LC - 376, C - 400, RC - 384, RL - 343
Press Box Phone:.....(513) 529-4331

Coaching Information

Head Coach:.....**Dan Simonds** (Davidson '87)
Record at Miami (Seasons):.....113-110 (4)
Career Record (Seasons):.....132-145 (5)
Assistant Coaches:.....**Ben Bachmann** (Lewis '97)
.....**Jeremy Ison** (Miami (OH) '01)
.....**Danny Hayden** (Xavier '08)

Team Information

2009 Record (Rank):.....30-25 (NR)
2009 MAC Record (Finish):.....15-12 (4th (East))
Lettermen Returning/Lost:.....15/7
Position Starters Returning/Lost:.....6/3
Pitchers Returning/Lost:.....13/5
Series Record:.....Clemson leads 3-0

SID Information

Baseball Contact:.....**Michael Weisman**
SID Office Phone:.....(513) 529-1601
SID Email:.....weismamh@muohio.edu
Athletic Website:.....MURedHawks.com



Against All Competition

Opponent ^(First Game - Last Game)	G	W	L	Win %	^CU	^Opp	Home	Away	Neutral
Adelphi ⁽¹⁹⁵⁹⁾	1	1	0	1.000	16	8	1-0		
Alabama ⁽¹⁹¹⁹⁻⁹⁶⁾	23	11	12	.478	129	134	4-4	4-6	3-2
Appalachian State ⁽¹⁹⁷³⁻⁹⁷⁾	20	18	2	.900	166	63	16-2	2-0	
Arizona ⁽¹⁹⁵⁸⁻⁹⁰⁾	5	2	3	.400	27	23			2-3
Arizona State ⁽¹⁹⁷⁷⁻⁰⁹⁾	3	0	3	.000	13	25		0-2	0-1
Arkansas ⁽¹⁹⁸⁷⁻⁰²⁾	6	3	3	.500	40	34	2-1	1-0	0-2
Arkansas State ⁽¹⁹⁹⁵⁾	1	1	0	1.000	7	2			1-0
Armstrong State ⁽¹⁹⁸⁹⁾	2	1	1	.500	7	6			1-1
Auburn ^{***} (1901-2005)	90	40	47	.461	478	531	16-17	16-28-3	8-2
Augusta ⁽¹⁹⁸⁴⁻⁹¹⁾	3	3	0	1.000	42	7	2-0	1-0	
Austin Peay State ⁽¹⁹⁷³⁾	1	1	0	1.000	8	4			1-0
Ball State ⁽¹⁹⁸⁴⁾	3	1	2	.333	15	11	1-2		
Baylor ⁽²⁰⁰⁵⁾	3	1	2	.333	6	15		1-2	
Belmont Abbey ⁽¹⁹⁰⁴⁻⁷¹⁾	6	6	0	1.000	58	16	3-0	3-0	
Birmingham-Southern ⁽¹⁹⁷⁵⁻⁰⁴⁾	3	2	1	.667	16	12		0-1	2-0
Boston College⁽²⁰⁰⁶⁻⁰⁹⁾	12	7	5	.583	68	61	3-3	4-2	
Bradley ⁽¹⁹⁵⁰⁾	2	1	1	.500	10	3			1-1
Brigham Young ⁽¹⁹⁸⁸⁾	1	0	1	.000	2	9			0-1
Buffalo ⁽¹⁹⁶⁹⁾	3	3	0	1.000	61	9	3-0		
California ⁽¹⁹⁸⁰⁻⁹⁷⁾	4	1	3	.250	40	33	1-2		0-1
California State-Fullerton ⁽²⁰⁰⁶⁾	1	0	1	.000	6	7			0-1
California State-Los Angeles ⁽¹⁹⁷⁷⁾	1	0	1	.000	0	1			0-1
California State-Northridge ⁽¹⁹⁹⁷⁾	2	1	1	.500	13	25			1-1
California-Irvine ⁽²⁰⁰⁵⁾	3	3	0	1.000	18	8	3-0		
California-Los Angeles ⁽¹⁹⁹²⁾	1	0	1	.000	5	6			0-1
Campbell ⁽¹⁹⁸²⁻⁹⁰⁾	5	3	2	.600	37	22	3-1	0-1	
Central Florida ⁽¹⁹⁹⁸⁻⁰⁸⁾	8	5	3	.625	45	35	1-2	3-0	1-1
Central Michigan ⁽¹⁹⁷³⁾	1	0	1	.000	4	8	0-1		
Charleston Southern ⁽¹⁹⁷⁶⁻⁰⁴⁾	14	14	0	1.000	121	45	11-0	3-0	
Charleston, College of ⁽¹⁸⁹⁹⁻²⁰⁰⁹⁾	21	21	0	1.000	194	66	14-0	7-0	
Charlotte⁽¹⁹⁸⁵⁻⁰⁹⁾	13	11	2	.846	132	52	8-2	3-0	
Cincinnati ⁽¹⁹³⁶⁻⁸⁰⁾	3	1	2	.333	19	21	0-1		1-1
Citadel, The ⁽¹⁹⁰⁰⁻²⁰⁰⁴⁾	101	83	18	.822	863	417	48-7	30-11	5-0
Coastal Carolina⁽¹⁹⁸⁶⁻⁰⁹⁾	44	38	6	.864	406	187	28-4	10-2	
Colorado State ⁽¹⁹⁵⁹⁾	1	1	0	1.000	7	1			1-0
Columbus ⁽¹⁹⁷⁷⁻⁹¹⁾	8	7	1	.875	70	23	2-0	5-1	
Cornell ⁽¹⁸⁹⁹⁻⁸⁰⁾	6	4	2	.667	40	34	3-1		1-1
Creighton ⁽¹⁹⁹⁰⁻⁹⁹⁾	5	1	4	.200	29	35			1-4
Davidson ⁽¹⁹⁰³⁻⁹⁷⁾	36	27	9	.750	354	135	19-3	8-5	0-1
Delaware ⁽¹⁹⁹⁹⁾	1	1	0	1.000	17	3			1-0
Duke^{***}(1904-2009)	182	117	63	.648	1282	839	61-24-1	46-26-1	10-13
East Carolina ⁽¹⁹⁶⁸⁻⁰⁵⁾	22	13	9	.591	120	83	9-2	4-6	0-1
East Tennessee State ⁽¹⁹⁶⁹⁻⁰³⁾	25	19	6	.760	196	78	17-4	2-2	
Eastern Kentucky ⁽¹⁹⁹²⁾	2	2	0	1.000	29	0	2-0		
Eastern Michigan ⁽¹⁹⁷⁵⁻⁷⁶⁾	2	0	2	.000	5	8			0-1 0-1
Elon⁽¹⁹²⁰⁻⁶⁹⁾	15	10	5	.667	105	87	10-5		
Erskine ⁽¹⁸⁹⁸⁻⁸⁵⁾	102	72	30	.706	537	335	34-10	30-14	8-6
Florida ⁽¹⁹²⁸⁻⁸³⁾	30	12	18	.400	186	200	1-1	9-16	2-1
Florida Atlantic ⁽¹⁹⁹⁸⁾	2	1	1	.500	11	11	1-1		
Florida International ⁽¹⁹⁸⁵⁻⁸⁷⁾	4	2	2	.500	14	19	1-1	1-1	
Florida Southern ⁽¹⁹⁷⁴⁻⁷⁶⁾	4	2	2	.500	22	13		2-2	
Florida State^{***}(1958-09)	114	50	63	.443	635	696	25-18	13-34-1	12-11
Fordham ⁽¹⁹⁸⁸⁾	1	1	0	1.000	3	2			1-0
Francis Marion ⁽¹⁹⁷⁶⁻⁸⁶⁾	10	9	1	.900	95	37	4-1	5-0	
Fresno State ⁽¹⁹⁸⁸⁻⁹⁴⁾	6	2	4	.333	44	51			0-1 2-3
Furman^{***}(1896-2009)	197	135	58	.695	1565	917	75-27-1	50-28-2	10-3-1
Gardner-Webb⁽¹⁹⁷⁵⁻⁰⁷⁾	4	4	0	1.000	41	18	4-0		
George Mason ⁽¹⁹⁹⁵⁻⁰⁷⁾	9	8	1	.889	106	20	8-1		
George Washington ⁽¹⁹⁵⁸⁻⁸⁸⁾	4	3	1	.750	17	13	1-0	0-1	2-0
Georgia^{***}(1900-2009)	216	96	118	.449	1278	1276	53-46-2	40-69	3-3
Georgia Southern^{***}(1959-07)	78	50	27	.647	589	380	25-12	19-15-1	6-0
Georgia Tech^{***}(1902-2009)	200	100	97	.508	1281	1220	43-22-1	40-68-2	17-7
Gordon Military ⁽¹⁹⁰⁹⁾	1	0	1	.000	3	5			0-1
Grand Canyon ⁽¹⁹⁹⁴⁾	2	2	0	1.000	12	1			2-0
Gulford ⁽¹⁹¹⁸⁾	2	0	2	.000	3	7	0-2		
Hawaii ⁽¹⁹⁹⁴⁾	1	1	0	1.000	7	3			1-0
Hawaii-Hilo ⁽¹⁹⁹⁴⁾	3	3	0	1.000	29	9			3-0
High Point ⁽¹⁹⁷⁶⁻⁰⁸⁾	9	9	0	1.000	64	14	8-0	1-0	
Hobart ⁽¹⁹⁰²⁾	1	1	0	1.000	10	2	1-0		
Holy Cross ⁽¹⁹⁵⁸⁾	1	0	1	.000	4	17			0-1
Howard ⁽¹⁹⁷⁸⁻⁸²⁾	10	10	0	1.000	102	28	10-0		
Illinois ⁽¹⁹⁸⁶⁻⁰⁰⁾	3	3	0	1.000	24	10	3-0		
Jacksonville ⁽¹⁹⁶⁹⁻⁹⁵⁾	5	3	2	.600	32	29	2-0	1-2	
James Madison ⁽¹⁹⁷⁶⁻⁰⁶⁾	18	16	2	.889	146	64	15-0	1-2	
Kansas ⁽¹⁹⁹³⁻⁰⁶⁾	4	2	2	.500	17	20	2-1		0-1
Kansas State ⁽¹⁹⁹³⁻⁹⁹⁾	4	3	1	.750	31	17	3-0		0-1
Kent State ⁽¹⁹⁶⁹⁾	3	1	1	.500	29	16	1-1-1		
Kentucky ⁽¹⁹⁵⁰⁻⁹⁷⁾	9	6	3	.667	50	35	6-1		0-2
Lewis ⁽¹⁹⁷⁷⁻⁷⁸⁾	6	6	0	1.000	31	12	6-0		
Lewis-Clark State ⁽¹⁹⁹⁴⁾	1	0	1	.000	2	9			0-1
Liberty ⁽¹⁹⁸⁸⁻⁰⁰⁾	5	2	3	.400	39	38	2-2	0-1	

Long Beach State ⁽¹⁹⁸⁸⁻⁹¹⁾	2	1	1	.500	21	19			1-1
Louisiana-Lafayette ⁽¹⁹⁹¹⁻⁰⁰⁾	3	1	2	.333	29	23			1-2
Louisville ⁽¹⁹⁷⁰⁻⁷²⁾	6	6	0	1.000	55	5	6-0		
Maine ⁽¹⁹⁹¹⁻⁰³⁾	14	14	0	1.000	141	52	13-0	1-0	
Marshall ⁽¹⁹⁷⁵⁻⁹⁰⁾	17	15	2	.882	179	53	15-1		0-1
Maryland⁽¹⁹²³⁻⁰⁹⁾	150	111	39	.740	1089	605	63-7	37-28	11-4
Massachusetts ⁽¹⁹⁵⁹⁻⁶⁹⁾	6	5	1	.833	49	28	5-1		
Memphis ⁽²⁰⁰⁷⁾	3	2	1	.667	19	10	2-1		
Mercer ^{*(1901-2008)}	35	20	14	.586	188	139	10-1	10-13-1	
Miami (FL) ^{*(1977-09)}	53	24	28	.462	320	340	9-6	9-14-1	6-8
Miami (OH)⁽¹⁹⁶⁵⁾	3	3	0	1.000	38	1	3-0		
Michigan ⁽¹⁹²⁵⁻²⁹⁾	6	0	6	.000	12	48	0-6		
Michigan State^{*(1935-09)}	15	5	9	.367	83	120	4-9-1		1-0
Middle Tennessee ⁽²⁰⁰⁰⁾	2	2	0	1.000	25	3	2-0		
Mississippi ⁽¹⁹⁶⁸⁻⁸⁴⁾	13	7	6	.538	62	79		6-6	1-0
Mississippi College ⁽¹⁹²³⁾	2	1	1	.500	4	2	1-1		
Mississippi State ⁽¹⁹⁶⁸⁻⁰⁷⁾	13	8	5	.615	75	61	3-0	4-5	1-0
Missouri State ⁽¹⁹⁹³⁻⁹⁹⁾	5	4	1	.800	33	46			4-1
Morehead State ⁽¹⁹⁹⁷⁾	3	3	0	1.000	16	3	3-0		
Navy ⁽¹⁹⁶³⁻⁹⁵⁾	2	2	0	1.000	25	8	1-0		1-0
Nebraska ⁽¹⁹⁹³⁻⁰²⁾	2	1	1	.500	11	15			1-1
Nevada ⁽¹⁹⁹⁷⁻⁹⁹⁾	2	1	1	.500	18	16			1-1
Nevada-Las Vegas ⁽¹⁹⁹¹⁻⁰¹⁾	9	5	4	.555	71	52	2-1	3-3	
New Hampshire ⁽¹⁹⁹⁴⁾	1	1	0	1.000	4	1	1-0		
New Orleans ⁽¹⁹⁸⁵⁻⁸⁹⁾	7	3	4	.429	49	48		1-2	2-2
New York Tech ⁽²⁰⁰¹⁾	3	3	0	1.000	51	3	3-0		
Newberry ^{*(1900-78)}	88	50	37	.574	475	369	25-11-1	24-25	1-1
North Carolina^{*(1901-2009)}	172	95	76	.555	926	827	44-26-1	36-38	15-12
North Carolina A&T ⁽²⁰⁰⁵⁾	1	1	0	1.000	12	2	1-0		
North Carolina State^{*(1921-09)}	173	104	68	.604	1198	938	52-22-1	39-35	13-11
North Carolina-Asheville ⁽¹⁹⁹⁸⁻⁰⁹⁾	4	4	0	1.000	57	13	4-0		
North Carolina-Greensboro ⁽²⁰⁰⁸⁾	2	2	0	1.000	17	15	2-0		
North Carolina-Wilmington ⁽¹⁹⁷⁶⁻⁰⁹⁾	42	34	8	.810	342	157	21-3	13-5	
North Georgia ⁽¹⁹⁰⁹⁻²⁵⁾	5	3	2	.600	41	24	3-2		
Northwestern ⁽¹⁹⁹⁷⁾	2	2	0	1.000	22	9			2-0
Notre Dame ⁽¹⁹⁹⁴⁾	1	0	1	.000	1	8	0-1		
Oglethorpe ⁽¹⁹¹⁷⁻⁵⁹⁾	14	6	8	.429	61	72	2-3	4-5	
Ohio ^{*(1937-01)}	33	19	13	.593	217	176	19-13-1		
Ohio State ⁽¹⁹⁵⁴⁻⁰³⁾	15	10	5	.667	86	62	9-3		1-2
Oklahoma ⁽¹⁹⁹²⁾	1	0	1	.000	6	7			0-1
Oklahoma State ⁽¹⁹⁹¹⁻⁰⁹⁾	6	4	2	.667	39	19	2-1	2-1	
Old Dominion ⁽¹⁹⁸³⁻⁰⁵⁾	38	31	7	.816	249	122	27-5	4-2	
Oral Roberts ⁽²⁰⁰⁵⁻⁰⁶⁾	3	3	0	1.000	25	16	3-0		
Oregon State ⁽¹⁹⁸⁸⁻⁰¹⁾	5	3	2	.600	42	29			3-2
Pacific ⁽²⁰⁰⁷⁾	3	3	0	1.000	17	10	3-0		
Penn State ⁽¹⁹⁵⁹⁻⁷⁵⁾	2	0	2	.000	4	12			0-2
Presbyterian⁽¹⁹⁰⁶⁻²⁰⁰⁹⁾	77	58	19	.753	589	331	33-7	22-10	3-2
Princeton ⁽¹⁹⁹¹⁻⁰³⁾	2	2	0	1.000	20	11			2-0
Purdue ⁽²⁰⁰²⁾	3	3	0	1.000	18	11	3-0		
Rhode Island ⁽¹⁹⁶⁷⁻⁶⁸⁾	5	3	2	.600	26	19	3-2		
Rice ⁽¹⁹⁹⁴⁻⁰⁰⁾	4	2	2	.500	25	26			2-2
Richmond ⁽¹⁹¹⁵⁻⁰¹⁾	4	3	1	.750	33	21	3-1		
Rider ⁽¹⁹⁷⁰⁾	2	2	0	1.000	10	3	2-0		
Riverside Military ⁽¹⁹⁰⁹⁻¹⁰⁾	3	2	1	.667	11	10	2-0	0-1	
Rollins ⁽¹⁹⁵⁰⁻⁸⁰⁾	11	4	7	.364	60	59	1-1	3-6	
Rutgers ⁽¹⁹⁸⁸⁻⁹³⁾	2	1	1	.500	8	9			1-1
Saint John's ⁽¹⁹⁷⁵⁻⁰⁷⁾	6	5	1	.833	46	19	1-0	4-1	
San Jose State ⁽²⁰⁰⁰⁾	1	1	0	1.000	10	6			1-0
Seton Hall ⁽¹⁹⁸⁷⁻⁰¹⁾	6	6	0	1.000	70	26	5-0	1-0	
Siena ⁽¹⁹⁹⁶⁾	2	2	0	1.000	27	5	2-0		
South Alabama ⁽¹⁹⁷³⁻⁰²⁾	11	6	5	.545	70	55	4-3	2-2	
South Carolina^{*(1899-2009)}	287	165	120	.578	1733	1446	93-42	66-75-2	6-3
South Carolina-Aiken ⁽¹⁹⁸⁴⁻⁸⁵⁾	2	2	0	1.000	26	6	1-0	1-0	
South Carolina-Upstate⁽²⁰⁰⁹⁾	1	1	0	1.000	14	0	1-0		
South Florida ⁽¹⁹⁹⁶⁻⁹⁸⁾	4	2	2	.500	15	15	1-2		1-0
Southern California ⁽¹⁹⁹⁰⁻⁹⁸⁾	2	0	2	.000	5	9	0-1	0-1	
Springfield ⁽¹⁹⁶⁷⁻⁶⁸⁾	3	3	0	1.000	22	6	3-0		
Stanford ⁽¹⁹⁹⁵⁻⁰⁰⁾	2	0	2	.000	7	18			0-2
Stetson ⁽¹⁹⁷⁶⁻⁹⁸⁾	7	6	1	.857	71	30	3-0	1-1	2-0
Tampa ⁽¹⁹⁹²⁾	3	3	0	1.000	34	6	3-0		
Temple ⁽¹⁹⁷⁷⁾	1	1	0	1.000	13	4			1-0
Tennessee ⁽¹⁹²⁵⁻⁹⁷⁾	34	23	11	.676	237	158	14-3	8-5	1-3
Tennessee Tech ⁽²⁰⁰³⁻⁰⁹⁾	4	4	0	1.000	30	9	4-0		
Texas A&M ⁽¹⁹⁹⁹⁾	3	1	2	.333	17	28		1-2	
Texas State ⁽¹⁹⁹⁷⁾	1	0	1	.000	7	12			0-1
Texas Tech ⁽¹⁹⁹³⁻⁰⁴⁾	4	2	2	.500	25	21		1-2	1-0
Texas-Arlington ⁽¹⁹⁹⁰⁻⁹⁵⁾	2	2	0	1.000	26	5		1-0	1-0
Toledo ⁽¹⁹⁷⁶⁻⁷⁷⁾	8	5	3	.625	48	25	5-3		
Troy ⁽¹⁹⁸²⁾	2	1	1	.500	7	5			1-1
Valdosta State ⁽¹⁹⁷⁸⁻⁸⁷⁾	17	13	4	.765	100	60	2-0	11-4	
Vanderbilt ^{*(1984-86)}	3	2	1	.667	26	13	1-1	1-0	
Vermont ^{*(1970)}	1	1	0	1.000	14	2	1-0		

Villanova ⁽¹⁹⁹¹⁾	1	1	0	1.000	8	3			1-0
Virginia ⁽¹⁹⁵⁵⁻⁰⁹⁾	140	101	39	.721	1025	576	52-10	39-22	10-7
Virginia Military ⁽¹⁹¹⁶⁾	1	1	0	1.000	2	0			1-0
Virginia Tech ^{**(1902-2009)}	54	31	21	.593	313	256	18-7-1	8-13-1	5-1
Wake Forest ^{*(1901-2009)}	166	118	47	.714	1166	819	59-18-1	45-25	14-4
Washington ⁽¹⁹⁹⁴⁻⁹⁹⁾	3	2	1	.667	17	16			2-1
Washington & Lee ⁽¹⁹⁴⁸⁻⁵⁴⁾	3	2	1	.667	42	10	2-1		
Washington State ⁽¹⁹⁸⁸⁾	1	0	1	.000	5	6			0-1
West Virginia ⁽¹⁹⁵¹⁻⁰⁵⁾	10	10	0	1.000	87	20	6-0		4-0
West Virginia Wesleyan ⁽¹⁹¹⁶⁻¹⁷⁾	3	1	2	.333	12	17	1-2		

Western Carolina ⁽¹⁹⁷⁴⁻⁰⁹⁾	64	52	12	.813	556	296	37-3	14-9	1-0
Western Michigan ⁽¹⁹⁵⁸⁻⁷³⁾	3	1	2	.333	15	21	1-1		0-1
Wichita State ⁽¹⁹⁸¹⁾	1	0	1	.000	2	7	0-1		
William & Mary ⁽²⁰⁰⁰⁻⁰⁶⁾	3	3	0	1.000	24	12	3-0		
Wingate ⁽¹⁹⁸³⁾	1	1	0	1.000	11	7			1-0
Winthrop ⁽¹⁹⁸¹⁻⁰⁷⁾	21	17	4	.810	164	91	13-3	3-1	1-0
Wofford ^{*(1898-2009)}	99	75	23	.763	718	383	38-8	34-14	3-1-1
Yale ⁽¹⁹⁴⁷⁻⁹²⁾	5	4	1	.800	32	19	2-0	0-1	2-0
Totals	3880	2479	1371	.643	26,588	18,491	1411-479-13	824-726-15	244-162

* - includes one tie (Clemson has 30 ties in history); ^ - runs; Note: **Bold** denotes 2010 opponent.

Record By Date

January					
Day	W-L	Win %	Home	Away	Neutral
28	1-0	1.000			1-0
29	1-0	1.000			1-0
30	0-1	.000			0-1
31					
Totals	2-1	.667	0-0	0-0	2-1

February					
Day	W-L	Win %	Home	Away	Neutral
1					
2					
3					
4					
5					
6	1-0	1.000			1-0
7	1-0	1.000			1-0
8	1-0	1.000			1-0
9					
10					
11					
12	3-0	1.000	3-0		
13	2-1	.667	2-1		
14	2-0	1.000	2-0		
15	4-0	1.000	3-0	1-0	
16	6-3	.667	5-1	1-2	
17	6-3	.667	3-2	3-0	0-1
18	8-1	.889	4-1	3-0	1-0
19	6-2	.750	4-0	1-2	1-0
20	7-2	.778	5-0	2-1	0-1
21	6-2	.750	5-0	1-2	
22	10-2	.833	7-0	3-2	
23	13-5	.722	8-0	4-5	1-0
24	15-4	.789	12-1	3-1	0-2
25	19-1	.950	9-0	7-1	3-0
26	13-8	.619	6-2	7-4	0-2
27	11-4	.733	5-1	4-2	2-1
28	17-7	.708	9-4	4-3	4-0
29	4-1	.800	1-0	2-1	1-0
Totals	155-46	.771	93-13	46-26	16-7

March					
Day	W-L	Win %	Home	Away	Neutral
1	15-7	.682	11-3	3-4	1-0
2	14-9-1	.604	11-3	3-4-1	0-2
3	20-6	.769	15-4	4-2	1-0
4	17-6	.739	14-1	3-5	
5	20-6	.769	16-4	4-2	
6	20-5	.800	17-3	3-2	
7	26-4	.867	25-3	1-1	
8	20-8	.714	20-4	0-4	
9	21-6	.778	16-4	5-2	
10	27-5	.844	23-2	4-3	
11	16-7	.696	15-4	0-3	1-0
12	23-5	.821	20-1	3-4	
13	19-5	.792	14-3	5-2	
14	24-4	.857	15-2	7-2	2-0
15	21-10-1	.672	13-4	8-3-1	0-3
16	14-12	.538	9-2	4-8	1-2
17	24-11	.686	10-1	11-9	3-1
18	27-9	.750	10-1	13-7	4-1
19	25-14	.641	6-2	16-11	3-1
20	27-15	.643	9-2	16-12	2-1
21	18-15-1	.544	9-3	9-11-1	0-1
22	23-16-2	.585	12-4-1	11-10-1	0-2
23	30-16	.652	18-5	10-11	2-0

24	28-18-1	.606	22-9-1	6-9	
25	30-17-1	.635	18-13-1	10-4	2-0
26	30-14-1	.678	25-8-1	3-5	2-1
27	28-9	.757	23-5	4-3	1-1
28	28-24-2	.537	23-10-2	4-13	1-1
29	29-18	.617	24-10	4-7	1-1
30	30-17	.638	23-9	7-8	
31	36-12	.750	22-3	11-9	3-0
Totals	730-330-10	.687	508-132-6	192-180-4	30-18

April					
Day	W-L	Win %	Home	Away	Neutral
1	35-18	.660	20-10	15-8	
2	29-18	.617	21-8	7-9	1-1
3	38-17-2	.684	25-7-1	11-10-1	2-0
4	38-17	.691	24-7	13-8	1-2
5	35-22	.614	25-11	9-11	1-0
6	31-20-1	.606	20-10	11-8-1	0-2
7	37-19-1	.658	21-7-1	14-12	2-0
8	41-15	.732	27-5	13-10	1-0
9	34-18	.654	25-7	9-11	
10	27-25	.519	18-10	9-13	0-2
11	40-14	.741	25-7	15-6	0-1
12	31-34	.477	15-15	15-18	1-1
13	32-23	.582	16-9	16-14	
14	40-17-1	.698	13-7-1	27-10	
15	44-22-1	.664	27-5	17-16-1	0-1
16	38-23-1	.621	24-7	14-16-1	
17	35-16	.686	27-6	7-10	1-0
18	30-20-2	.596	18-8	11-9-2	1-3
19	35-17	.673	20-6	14-11	1-0
20	33-18-1	.644	15-7	13-10-1	5-1
21	34-19-1	.639	19-9	11-8-1	4-2
22	32-22	.593	13-4	16-15	3-3
23	29-20	.592	18-7	10-11	1-2
24	32-20-2	.611	18-7-1	8-10-1	6-3
25	34-19-1	.639	21-9	11-10	2-0-1
26	44-18	.710	22-11	18-5	4-2
27	30-21	.588	18-6	9-12	3-3
28	17-21	.447	9-6	7-14	1-1
29	17-15	.531	8-5	8-9	1-1
30	24-14-1	.628	13-8-1	11-4	0-2
Totals	996-582-15	.630	585-231-5	369-318-9	42-33-1

May					
Day	W-L	Win %	Home	Away	Neutral
1	18-18	.500	6-8	11-8	1-2
2	20-13	.606	7-5	13-7	0-1
3	23-15	.605	7-9	16-5	0-1
4	24-15	.615	14-4	7-10	3-1
5	24-19-1	.557	15-7	8-12-1	1-0
6	25-25	.500	10-11	13-14	2-0
7	31-15	.674	16-5	12-10	3-0
8	30-28-1	.517	13-6-1	14-21	3-1
9	39-21	.650	18-7	17-13	4-1
10	25-17	.595	9-5	15-11	1-1
11	35-17-1	.670	14-7	14-10-1	7-0
12	26-18-1	.589	11-5-1	10-10	5-3
13	35-15	.700	17-3	10-10	8-2
14	20-22	.476	6-5	6-14	8-3
15	23-9	.719	4-1	14-5	5-3
16	19-15	.559	3-2	9-7	7-6
17	15-9	.625	2-1	7-4	6-4
18	15-7	.682	5-1	1-2	9-4
19	11-9	.550	3-2	3-2	5-5
20	10-8-1	.553	3-0	1-3	6-5-1

21	9-8	.529	2-0	2-4	5-4
22	12-10	.545	1-3	5-1	6-6
23	7-9	.438	2-2	0-2	5-5
24	8-5	.615	3-0	0-2	5-3
25	10-4	.714	4-0	2-0	4-4
26	12-2	.857	5-0	1-0	6-2
27	7-5	.583	3-1		4-4
28	7-6	.538	3-1	0-1	4-4
29	4-1	.800	1-0	1-0	2-1
30	2-3	.400	0-1		2-2
31	4-4	.500	3-0	0-1	1-3
Totals	550-372-5	.596	210-102-2	212-189-2	128-81-1

June					
Day	W-L	Win %	Home	Away	Neutral
1	3-3	.500	2-0	0-1	1-2
2	4-2	.667	3-0	0-1	1-1
3	6-2	.750	3-0	1-0	2-2
4	6-1	.857	2-0	1-1	3-0
5	5-5	.500	1-0	1-1	3-4
6	2-3	.400		1-3	1-0
7	2-2	.500	0-1	0-1	2-0
8	1-2	.333	1-0	0-1	0-1
9	5-2	.714	2-0	0-1	3-1
10	1-1	.500	1-0		0-1
11	3-1	.750		1-0	2-1
12	1-1	.500		0-1	1-0
13	1-3	.250		0-1	1-2
14	4-4	.500			4-4
15	0-2	.000			0-2
16	2-1	.667			2-1
17					
18	0-1	.000			0-1
19	0-1	.000			0-1
20	0-2	.000		0-1	0-1
21	0-1	.000			0-1
Totals	46-40	.535	15-1	5-13	26-26

Note: **Bold** denotes 2010 game date.

Top Winning Percentage Dates

Rk	Date	W-L	Win %
1.	February 25	19-1	.950
2.	March 7	26-4	.867
3.	March 14	24-4	.857
	May 26	12-2	.857
5.	March 10	27-5	.844
6.	February 22	10-2	.833
7.	March 12	23-5	.821
8.	March 6	20-5	.800
9.	March 13	19-5	.792
10.	February 24	15-4	.789
11.	March 9	21-6	.778
12.	March 3	20-6	.769
	March 5	20-6	.769
14.	March 27	28-9	.757
15.	March 31	36-12	.750
	March 18	27-9	.750
17.	April 11	40-14	.741
18.	March 4	17-6	.739
19.	February 27	11-4	.733
20.	April 8	41-15	.732
21.	February 23	13-5	.722



Game Results vs. 2010 Opponents

Boston College

Overall:	7-5
at Clemson:	3-3
at Doug Kingsmore Stadium:	3-3
at Boston College:	4-2
ACC Regular-Season Games:	7-5
One-Run Games:	3-2
Under Jack Leggett :	7-5
Longest CU Win Streak:	2 ⁽²⁰⁰⁶⁻⁰⁷⁻⁰⁹⁾
Longest BOC Win Streak:	2 ⁽²⁰⁰⁸⁾
Biggest CU Win:	16-2 ⁽²⁰⁰⁸⁾
Biggest BOC Win:	13-1 ⁽²⁰⁰⁹⁾
Date	Site	W-L CU Op
4-21-2006	* A	W 6 3
4-22-2006 ⁽¹⁾	* A	L 2 3
4-22-2006 ⁽²⁾	* A	W 4 1
5-5-2007	* H	W 4 3
5-6-2007 ⁽¹⁾	* H	L 6 8
5-6-2007 ⁽²⁾	* H	W 7 6
3-14-2008	* H	L 4 6
3-15-2008	* H	L 6 7
3-16-2008	* H	W 16 2
3-27-2009	* A	L 1 13
3-28-2009 ⁽¹⁾	* A	W 7 6
3-28-2009 ⁽²⁾	* A	W 5 3

* - ACC regular-season game

Charlotte

Overall:	11-2
at Clemson:	8-2
at Doug Kingsmore Stadium:	8-2
at Charlotte:	3-0
One-Run Games:	2-2
Extra-Inning Games:	2-0
Under Jack Leggett :	5-1
Longest CU Win Streak:	8 ⁽¹⁹⁸⁵⁻⁰⁰⁾
Longest CHA Win Streak:	1 ⁽¹⁹⁸⁵⁻⁰⁴⁾
Biggest CU Win:	25-1 ⁽¹⁹⁸⁷⁾
Biggest CHA Win:	4-3 ⁽¹⁹⁸⁵⁾ , 5-4 ⁽²⁰⁰⁴⁾
Date	Site	W-L CU Op
2-28-1985	H	L 3 4
3-9-1985	A	W ⁽¹⁰⁾ 4 3
4-24-1986	H	W 9 7
3-31-1987	A	W ⁽⁷⁾ 25 1
2-24-1988	H	W 23 6
3-5-1988	A	W 9 4
5-13-1993	H	W 12 5
2-26-1998	H	W 11 7
3-22-2000	H	W 14 2
2-24-2004	H	L 4 5
2-20-2009	H	W 8 3
2-21-2009	H	W 4 0
2-22-2009	H	W ⁽¹⁰⁾ 6 5

Coastal Carolina

Overall:	38-6
at Clemson:	28-4
at Doug Kingsmore Stadium:	28-4
at Coastal Carolina:	10-2
NCAA Tournament Games:	2-0
One-Run Games:	7-1
Extra-Inning Games:	2-0
Under Jack Leggett :	25-4
Longest CU Win Streak:	20 ⁽¹⁹⁹⁰⁻⁹⁹⁾
Longest CCU Win Streak:	1 ^(6 times)
Biggest CU Win:	19-1 ⁽²⁰⁰²⁾
Biggest CCU Win:	11-2 ⁽¹⁹⁹⁰⁾
Date	Site	W-L CU Op
2-15-1986	A	W 12 5
2-16-1986	A	L 3 9
3-27-1988	H	W 8 4
3-28-1988	H	W 7 3
2-18-1989	A	W 22 5
2-19-1989	A	W 6 5
3-27-1990 ⁽¹⁾	H	L ⁽⁷⁾ 2 11
3-27-1990 ⁽²⁾	H	W ⁽⁷⁾ 1 0
3-19-1991	A	W 23 7
3-20-1991	A	W 10 3
3-21-1991	A	W 11 7
3-9-1992	H	W 2 1
3-10-1992	H	W 12 2
3-9-1993	H	W ⁽¹¹⁾ 6 5

3-10-1993	H	W	8	3
5-10-1994	A	W	9	7
5-11-1994	A	W	8	0
4-18-1995	H	W	5	1
4-19-1995	H	W	7	2
3-1-1996	H	W	11	3
3-2-1996	H	W	8	7
3-3-1996	H	W	13	4
3-7-1997	H	W	17	2
3-8-1997	H	W	22	11
3-9-1997	H	W	13	3
3-10-1998	H	W	17	3
3-10-1999	H	W	14	6
5-8-1999	H	L	2	4
3-1-2000	H	W	4	3
4-10-2001	H	L	5	10
4-11-2001	H	W ⁽¹¹⁾	8	7
3-26-2002	H	W	19	1
3-27-2002	H	W	6	2
4-15-2003	H	L	1	5
4-16-2003	H	W	7	3
3-16-2004	H	W	9	4
2-19-2005	A1	L	2	3
3-29-2005	H	W	14	5
3-30-2005	H	W	8	1
3-7-2007	H	W	4	0
6-3-2007	\$ A1	W	11	8
6-4-2007	\$ A1	W	15	3
3-18-2008	H	W	9	6
4-21-2009	H	W	5	3

\$ - NCAA Regional; A1 - Myrtle Beach, SC

\$ - NCAA Regional; A1 - Myrtle Beach, SC

Duke

Overall:	117-63-2
at Clemson:	61-24-1
at Doug Kingsmore Stadium:	42-6
at Duke:	46-26-1
at Neutral:	10-13
ACC Regular-Season Games:	93-32-2
ACC Tournament Games:	8-4
One-Run Games:	16-21
Extra-Inning Games:	3-3-1
Under Jack Leggett :	37-13-1
Longest CU Win Streak:	14 ⁽¹⁹⁸⁵⁻⁹⁰⁾
Longest DUK Win Streak:	5 ⁽¹⁹⁰⁸⁻⁰⁹⁾
Biggest CU Win:	25-6 ⁽¹⁹⁷⁸⁾
Biggest DUK Win:	14-3 ⁽¹⁹¹⁰⁻⁴²⁾ , 11-0 ⁽¹⁹⁵⁴⁾
Date	Site	W-L CU Op
5-7-1904	N1	W 15 8
4-12-1905	H	W ⁽¹¹⁾ 4 3
4-12-1906	H	W 13 4
5-4-1906	N2	L 0 7
5-3-1907	N2	L 4 5
5-4-1907	N2	W 3 0
5-1-1908	N2	L 3 5
5-2-1908	N3	L 0 1
4-21-1909	H	L 7 8
4-24-1909 ⁽¹⁾	N4	L 1 4
4-24-1909 ⁽²⁾	N4	L 0 1
4-8-1910	H	W 2 1
4-9-1910	H	L 3 14
4-27-1911 ⁽¹⁾	N5	L 0 7
4-27-1911 ⁽²⁾	N5	L 5 9
4-27-1916	A	W 16 6
4-28-1916	A	L 4 5
5-8-1916	H	W 3 0
5-9-1916	H	W 13 3
4-14-1919	H	L 2 8
4-15-1919	H	L ⁽¹²⁾ 1 3
4-12-1923	H	L 0 9
5-7-1926	H	W 10 3
3-30-1934	H	L 6 7
3-31-1934	H	W 10 5
4-1-1935 ⁽¹⁾	A	L 8 12
4-1-1935 ⁽²⁾	A	W ⁽⁷⁾ 3 0
3-25-1942	H	L 3 5
3-26-1942	H	L 3 14
3-28-1947	H	W 10 9
3-29-1947	H	L 11 13
3-24-1948	H	L 3 5
3-25-1948	H	L 2 3

3-30-1949	H	W	13	3
3-31-1949	H	L	16	18
3-29-1950	H	L	8	9
3-30-1950	H	W	17	6
4-26-1951	A	W	4	3
5-19-1951	N6	L	0	5
3-28-1952	H	L	8	14
3-29-1952	H	W	10	9
4-14-1952	A	L	2	6
3-26-1953	H	L	4	5
4-23-1954	* A	W	5	4
4-24-1954	* A	L	0	11
3-29-1955	* N1	W	5	3
4-22-1955	* A	L	3	10
3-26-1956	* H	T	11	11
4-20-1956 ⁽¹⁾	* A	L ⁽⁷⁾	0	6
4-20-1956 ⁽²⁾	* A	L ⁽⁷⁾	3	8
4-9-1957	* H	L	2	6
4-19-1957	* A	L	2	6
5-1-1958	* A	W	8	1
5-12-1958	* A	L	1	7
4-30-1959	* A	W	12	7
5-1-1959	* A	W	10	0
5-3-1960	* H	W	6	1
5-4-1960	* H	W	4	2
4-7-1961	* H	L	5	8
5-6-1961	* A	L	1	3
4-10-1962	* H	L	3	4
5-5-1962	* A	L	3	7
4-27-1963	* A	W	5	1
5-3-1963	* H	W	5	4
4-24-1964	* A	W	5	3
4-23-1965	* H	W	10	2
5-7-1965	* A	W	8	0
4-2-1966	* H	W	11	0
4-15-1967	* A	L	3	10
5-5-1967	* H	W	4	0
5-11-1968 ⁽¹⁾	* A	W ⁽⁷⁾	5	3
5-11-1968 ⁽²⁾	* A	L ⁽⁷⁾	0	7
4-7-1969	* A	L	6	13
5-10-1969 ⁽¹⁾	* H	W ⁽⁷⁾	8	5
5-10-1969 ⁽²⁾	* H	W ⁽⁷⁾	7	2
4-5-1970	* H	W	3	1
5-16-1970 ⁽¹⁾	* A	L ⁽⁷⁾	1	2
5-16-1970 ⁽²⁾	* A	L ⁽⁷⁾	1	2
4-4-1971	* H	W	5	4
5-12-1971	* A	W	5	2
4-17-1973 ⁽¹⁾	* A	W ⁽⁷⁾	9	7
4-17-1973 ⁽²⁾	* A	W ⁽⁷⁾	4	3
3-31-1974	* H	W	18	1
4-12-1974 ⁽¹⁾	* H	W	14	3
4-12-1974 ⁽²⁾	* H	W	8	1
4-8-1976	* A	W	20	7
4-9-1976	* A	L	1	10
3-5-1977	* H	W	6	0
3-20-1978	* A	W	25	6
3-21-1978	* A	W ⁽⁸⁾	15	10
4-23-1978	+ H	W	13	0
3-14-1979	* H	W	13	1
3-15-1979	* H	W	6	4
3-12-1981	* H	W	7	4
3-13-1981	* H	W	8	7
4-23-1981	+ N7	L	0	1
4-25-1981	+ N7	W	9	2
3-19-1982	* A	W	5	3
4-21-1982	+ N7	W	10	9
3-6-1983	* H	W	9	2
3-7-1983	* H	W	4	3
4-24-1983	+ N7	W	14	7
3-3-1984	* A	W	11	4
3-4-1984	* A	W	7	1
4-18-1984	+ N8	L	5	8
3-5-1985	* H	W	5	0
3-6-1985	* H	W	11	2
4-5-1986	* A	W	6	1
4-6-1986	* A	W	15	1
4-12-1987	* A	W	6	3
4-18-1987	* H	W	12	4
4-19-1987	* H	W	6	3
5-7-1987 ⁽¹⁾	* A	W ⁽⁸⁾	10	8
5-7-1987 ⁽²⁾	* A	W ⁽⁷⁾	14	5
4-9-1988 ⁽¹⁾	* A	W ⁽⁷⁾	10	3

4-9-1988 ⁽²⁾	* A	W ⁽⁷⁾ 10 3
4-15-1988	* H	W 11 3
5-11-1988	+ N9	W 9 1
3-4-1990 ⁽¹⁾	* A	W 12 9
3-4-1990 ⁽²⁾	* A	L 3 4
5-12-1990	+ N9	W 13 3
5-5-1991	* H	W 17 4
5-6-1991	* H	W ⁽⁷⁾ 3 2
5-7-1991	* H	W 6 4
3-17-1992	* A	W 15 7
3-18-1992	* A	W 9 1
3-19-1992	* A	L 1 2
2-27-1993	* H	L 6 7
2-28-1993	* H	W 16 7
3-1-1993	* H	L 4 13
5-15-1993	+ N9	W 4 2
4-15-1994	* A	W 7 6
4-16-1994	* A	L 7 8
4-17-1994	* A	W 7 0
3-10-1995	* H	W 10 0
3-11-1995	* H	W 8 4
3-12-1995	* H	W 9 1
3-16-1996 ⁽¹⁾	* A	L ⁽⁷⁾ 4 7
3-16-1996 ⁽²⁾	* A	L ⁽⁷⁾ 0 2
3-17-1996	* A	W 7 2
5-16-1996	+ N7	W 6 1
4-12-1997	* H	L ⁽¹⁰⁾ 3 4
4-13-1997	* H	W 14 2
4-11-1998 ⁽¹⁾	* A	W 8 2
4-11-1998 ⁽²⁾	* A	L 6 7
4-12-1998	* A	L 2 6
4-16-1999	* H	W 18 1
4-17-1999	* H	L ⁽¹⁰⁾ 3 5
4-18-1999	* H	W 7 5
4-21-2000	* A	W 8 5
4-22-2000	* A	W 8 5
4-23-2000	* A	W 12 8
4-13-2001	* H	W 10 2
4-14-2001	* H	W 10 1
4-15-2001	* H	W 6 4
4-19-2002	* A	W 5 3
4-20-2002	* A	W 4 1
4-21-2002	* A	W 2 1
5-4-2003	* H	W 7 6
5-5-2003	* H	L 6 7
5-6-2003	* H	W 13 2
5-23-2003	+ N10	L 4 7
5-20-2004	* A	W 10 1
5-21-2004	* A	L 1 2
5-22-2004	* A	W 9 6
4-8-2005	* H	W 9 3
4-9-2005	* H	W 11 6
4-10-2005	* H	W 16 6
5-8-2006 ⁽¹⁾	* A	W 7 4
5-8-2006 ⁽²⁾	* A	W 14 0
5-9-2006	* A	W 8 2
3-16-2007	* H	W 6 4
3-17-2007	* H	W 7 2
3-18-2007	* H	W 9 6
4-18-2008	* A	W 7 4
4-19-2008	* A	L 1 10
4-20-2008	* A	T ⁽¹⁰⁾ 6 6
4-3-2009	* H	W 7 3
4-4-2009	* H	L 7 10
4-5-2009	* H	W 10 1
5-22-2009	+ N8	L 4 10

* - ACC regular-season game; + - ACC Tournament; N1 - Anderson, SC; N2 - Charlotte, NC; N3 - Winston-Salem, NC; N4 - Chester, SC; N5 - Sumter, SC; N6 - Greensboro, NC; N7 - Chapel Hill, NC; N8 - Durham, NC; N9 - Greenville, SC; N10 - Salem, VA

Elon

Overall:	10-5
at Clemson:	10-5
at Doug Kingsmore Stadium:	10-4
NCAA Tournament Games:	1-0
One-Run Games:	3-1
Under Jack Leggett :	10-4

Longest CU Win Streak:.....4⁽²⁰⁰⁵⁻⁰⁶⁻⁰⁹⁾

Longest ELO Win Streak:.....2⁽²⁰⁰²⁻⁰³⁾

Biggest CU Win:.....17-5⁽²⁰⁰⁰⁾

Biggest ELO Win:.....11-2⁽²⁰⁰³⁾

Date	Site	W-L	CU	Op
4-29-1920	H	L	3	6
4-18-2000	H	W	17	5
5-9-2002	H	L	6	8
5-7-2003	H	L	2	11
3-23-2004	H	W	10	6
3-24-2004	H	L	1	7
4-26-2005	H	W	9	6
3-21-2006	H	W	5	3
3-22-2006	H	W	7	4
6-3-2006	\$ H	W	13	3
4-24-2007	H	L	12	13
3-25-2008	H	W	5	4
3-26-2008	H	W	2	1
3-24-2009 ⁽¹⁾	H	W	5	3
3-24-2009 ⁽²⁾	H	W	8	7

\$ - NCAA Regional

3-28-1992	*	H	W	12	0
3-29-1992	*	H	W	14	0
5-11-1992	+	N2	W	5	2
5-13-1992	+	N2	W	11	0
5-7-1993	*	A	W	7	6
5-8-1993	*	A	L ⁽¹⁰⁾	3	4
5-9-1993	*	A	W	5	1
5-16-1993	+	N2	W	6	1
5-18-1993	+	N2	L	5	7
5-7-1994	*	H	W	5	2
5-8-1994	*	H	W	9	5
5-9-1994	*	H	L	3	8
5-21-1994	+	N2	L	4	10
5-22-1994	+	N2	W	4	1
4-21-1995	*	A	L	2	5
4-22-1995	*	A	L	2	7
4-23-1995	*	A	L	8	9
5-19-1995	+	N2	W	11	0
5-20-1995	+	N2	L	2	12
5-21-1995	+	N2	L	2	8
5-4-1996	*	H	W	3	0
5-5-1996	*	H	W	2	1
5-6-1996	*	H	W	2	0
5-18-1996	+	N3	L	1	2
4-4-1997	*	A	W	10	7
4-5-1997	*	A	L	5	20
4-6-1997	*	A	L ⁽¹²⁾	10	11
5-16-1997	+	N4	L	4	8
5-17-1997	+	N4	L	0	10
4-24-1998	*	H	W	2	1
4-25-1998	*	H	W	5	4
4-26-1998	*	H	L	2	7
4-9-1999	*	A	L	0	8
4-10-1999	*	A	W	8	4
4-11-1999	*	A	L	3	5
5-22-1999	+	N3	W	8	7
5-6-2000	*	H	W	8	7
5-7-2000	*	H	W	5	4
5-8-2000	*	H	W	7	4
5-18-2000	+	N5	W	8	4
4-6-2001	*	A	L	4	7
4-7-2001	*	A	L	6	7
4-8-2001	*	A	L	1	6
5-18-2001	+	N5	L	4	5
5-17-2002	*	H	L	3	9
5-18-2002	*	H	L	3	12
5-19-2002	*	H	L	3	9
5-23-2002	+	N4	L	4	9
5-25-2002	+	N4	L	1	4
4-11-2003	*	A	W	8	4
4-12-2003	*	A	L	2	7
4-13-2003	*	A	L	1	8
5-1-2004	*	H	L	6	11
5-2-2004	*	H	L	1	10
5-3-2004	*	H	W	18	9
4-2-2005	*	A	L	1	3
4-3-2005 ⁽¹⁾	*	A	L	4	5
4-3-2005 ⁽²⁾	*	A	W	7	3
5-12-2006	*	H	W	9	1
5-13-2006	*	H	W ⁽¹⁰⁾	4	3
5-14-2006	*	H	W	11	2
5-11-2007	*	A	L	1	11
5-12-2007	*	A	W	7	6
5-13-2007	*	A	W	11	6
5-26-2007	+	N6	W	5	1
5-3-2008	*	H	L ⁽¹⁰⁾	8	9
5-4-2008	*	H	L	4	13
5-5-2008	*	H	L	2	4
3-20-2009	*	A	L	2	5
3-21-2009	*	A	W ⁽¹¹⁾	8	7
3-22-2009	*	A	L	4	7

§ - NCAA District III Playoffs, Regionals; * - ACC regular-season game; + - ACC Tournament; N1 - Gastonia, NC; N2 - Greenville, SC; N3 - Durham, NC; N4 - Saint Petersburg, FL; N5 - Fort Mill, SC; N6 - Jacksonville, FL

Furman

Overall: 135-58-4
at Clemson: 75-27-1
at Doug Kingsmore Stadium: 25-5

at Furman:.....	50-28-2			
at Neutral:.....	10-3-1			
NCAA Tournament Games:.....	2-0			
One-Run Games:.....	24-22			
Extra-Inning Games:.....	9-6-3			
Under Jack Leggett :.....	15-5			
Longest CU Win Streak:.....	29 ⁽¹⁹⁸⁵⁻⁰²⁾			
Longest FUR Win Streak:.....	7 ⁽¹⁹²⁴⁻²⁶⁾			
Biggest CU Win:.....	21-1 ⁽¹⁹⁹¹⁾			
Biggest FUR Win:.....	10-2 ⁽¹⁹⁰⁷⁾			
Date	Site	W-L	CU	Op
4-24-1896	H	L	13	20
5-9-1896	A	L	11	14
4-16-1898	A	L	2	5
4-23-1898	H	W	14	3
5-14-1898	H	L	14	15
4-14-1900	A	W	5	1
5-9-1902	A	W	11	3
4-9-1904	H	L	1	2
5-5-1905	A	L	1	8
5-10-1905	H	L	1	2
5-19-1905	A	L	6	8
4-7-1906	H	L	6	7
4-27-1906	N1	W	11	5
5-5-1906	A	L	3	4
4-26-1907	N1	L	2	10
5-11-1907	A	W	11	8
4-11-1908	H	W	11	1
4-24-1908	N1	W	8	2
4-10-1909	A	W	7	6
4-30-1909	N1	L	5	6
4-22-1910	H	W	5	0
4-23-1910	H	W⁽¹¹⁾	3	2
4-7-1911	A	W	4	0
5-1-1911	A	W	6	4
4-19-1912	H	W	8	3
4-8-1913	A	W	9	3
4-26-1913	H	W	4	0
4-18-1914	H	W	5	1
4-21-1914	A	L	9	10
5-9-1914	A	W	5	1
3-26-1915	N2	W	3	2
4-3-1915	H	W	10	2
5-15-1915	A	W	10	1
5-17-1915	N1	W	8	2
5-18-1915	N1	W	5	3
4-19-1916	A	L	3	4
4-25-1916	N2	T ⁽¹⁷⁾	0	0
4-10-1917	H	W	15	1
4-20-1918	A	W	8	3
5-9-1918	H	W⁽⁸⁾	7	0
3-25-1919	H	L	0	2
4-10-1920	A	L ⁽¹²⁾	4	5
4-13-1921	H	L	1	4
4-20-1921	A	L	1	2
4-15-1922	A	L	1	8
5-11-1922	H	L	0	4
3-30-1923	H	W	8	0
3-31-1923	A	W	3	0
4-14-1923	A	W	6	1
4-30-1923	H	T⁽¹³⁾	3	3
4-15-1924	A	L	1	4
4-22-1924	N2	L	4	11
5-3-1924	H	L	3	7
4-11-1925	H	L	3	7
4-22-1925	A	L	4	7
3-25-1926	H	L	5	9
3-27-1926	A	L	1	2
4-27-1927	H	W	6	5
5-12-1927	A	L ⁽¹⁰⁾	1	2
4-30-1928	A	W ⁽¹⁰⁾	8	6
5-9-1928	H	W	7	2
4-20-1929	A	W	10	3
4-27-1929	H	W	6	1
4-15-1930	A	W	4	3
4-22-1930	H	W	7	6
3-27-1933	H	W⁽⁸⁾	5	4
3-28-1933	H	L⁽⁶⁾	9	11
4-13-1933	A	L	4	6
4-14-1933	H	W	4	1
5-1-1933	A	W	9	8
5-2-1933	H	L⁽⁷⁾	1	4

4-5-1934	H	L	7	8
4-21-1934	A	L	7	8
4-24-1935	A	T ⁽¹⁰⁾	4	4
5-7-1935 ⁽¹⁾	H	W	3	2
5-7-1935 ⁽²⁾	H	W ⁽⁷⁾	1	0
4-16-1937	H	L	2	5
5-10-1937	A	W	14	8
4-28-1938	A	L	7	14
5-11-1938	H	L	4	6
5-12-1939	A	W	9	7
5-13-1939	H	W	8	4
4-18-1940	A	T	13	13
5-1-1940	H	W	16	9
4-11-1941	H	W	9	0
4-18-1941	A	L	5	7
4-27-1942	A	L ⁽¹⁰⁾	11	12
5-6-1942	H	L	1	7
4-8-1943	A	W	21	4
4-15-1943	H	W	13	12
4-29-1943	H	W	8	2
4-23-1946	A	W	4	2
5-13-1946	H	W	2	1
5-5-1947	H	W	19	7
5-6-1947	A	L	4	7
5-13-1947	H	W	9	6
5-14-1947	A	W	13	3
4-19-1948	H	W	7	6
4-28-1948	A	L	8	11
5-3-1948	H	L	1	3
5-10-1948	A	W	5	4
4-19-1949	H	W	9	6
4-27-1949	A	W	16	3
5-2-1949	H	W ⁽¹⁰⁾	6	5
5-10-1949	A	W ⁽¹²⁾	4	3
4-18-1950	H	W	12	0
4-26-1950	A	W	10	3
5-1-1950	H	W	21	6
5-9-1950	A	W	11	7
4-17-1951	H	W	26	13
4-25-1951	A	W	10	8
4-30-1951	H	W	6	1
5-8-1951	A	W	12	2
4-23-1952	H	W	4	2
4-29-1952	A	L ⁽¹⁵⁾	4	5
5-5-1952 ⁽¹⁾	H	W ⁽¹⁰⁾	12	11
5-5-1952 ⁽²⁾	H	W ⁽⁷⁾	5	4
4-8-1953	A	W	15	1
4-22-1953	H	W ⁽¹⁴⁾	13	12
4-25-1953	A	L ⁽⁷⁾	4	6
5-11-1953	N2	W	3	1
4-8-1954	A	W	5	2
5-12-1954	H	L	9	13
4-19-1955	A	W	7	2
5-14-1955	H	L	7	8
4-9-1956	A	L	4	5
5-3-1956	H	W	4	2
4-6-1957	H	W	6	3
5-1-1957	A	L	3	5
3-27-1958	A	W	9	1
5-8-1958	H	W	11	6
4-4-1959	A	W	6	4
5-8-1959	H	W	10	1
5-13-1960	H	L	4	6
5-14-1960	A	L ⁽¹¹⁾	3	4
4-11-1961	H	W	14	9
5-15-1961	A	L ⁽⁶⁾	4	5
5-2-1962	H	W	7	3
5-15-1962	A	W	11	1
5-7-1963	A	W	6	5
5-15-1963	H	W	11	6
5-6-1964	A	W	1	0
5-13-1964	H	L	9	10
4-6-1965	H	W	11	9
5-15-1965	A	W	4	3
4-25-1966	H	W	18	6
5-17-1966	A	W	6	3
5-16-1967	A	W	7	3
4-17-1967	H	W	6	5
3-26-1968	H	W	20	4
4-11-1968	A	W	12	4
4-1-1969	H	W	12	5
4-26-1969	A	W	10	3

5-21-1976	\$	N3	W	13	2
5-24-1976	\$	N3	W	6	2
3-10-1983	H	W	8	2	
3-22-1983	A	W	11	2	
4-10-1984	H	L	7	9	
3-25-1985	A	W	19	10	
5-13-1985	H	W	13	1	
4-1-1986	A	W	9	7	
4-16-1986	H	W	6	3	
4-6-1987	H	W	4	1	
3-2-1988	H	W	15	3	
3-23-1988	A	W	12	7	
3-15-1989	H	W	3	0	
4-11-1989	A	W	4	0	
4-4-1990	A	W	10	2	
4-11-1990	H	W	17	6	
4-2-1991	H	W	16	6	
4-23-1991	A	W	8	3	
5-17-1991	H	W	7	2	
5-18-1991	H	W ⁽⁸⁾	8	0	
5-19-1991	H	W	21	1	
3-5-1992	H	W	20	2	
3-30-1993	H	W	11	4	
4-20-1993	A	W	17	2	
3-3-1994	H	W	11	4	
4-25-1995	H	W	19	5	
5-8-1996	H	W	13	4	
4-8-1997	H	W	10	7	
4-7-1998	H	W	18	0	
4-13-1999	H	W	12	9	
4-5-2000	H	W	3	2	
2-28-2001	H	W	7	4	
5-9-2001	A	W ⁽¹¹⁾	9	6	
4-23-2002	H	W	18	7	
5-8-2003	A	L	8	10	
5-13-2003	H	L	9	12	
5-11-2004	H	W	16	5	
3-16-2005	H	W	11	1	
4-19-2006	H	L	4	5	
5-9-2007	H	L	3	6	
3-20-2008	H	W	14	2	
5-7-2008	N4	W	11	5	
3-3-2009	H	L ⁽¹⁴⁾	2	4	
5-11-2009	N4	W	8	5	

§ - NCAA Regional; N1 - Greenwood, SC; N2 - Anderson, SC; N3 - Columbia, SC; N4 - Greenville, SC (Fluor Field)



Game Results vs. 2010 Opponents

4-20-1943	A	W	8	1
5-1-1943	H	W	20	8
4-5-1946	H	W	23	0
4-6-1946	H	L	9	16
4-12-1946	N4	L ⁽¹¹⁾	8	9
4-13-1946	A	W	10	6
4-17-1947	H	W	7	2
4-21-1947	A	L	7	8
4-12-1948	A	L	2	5
4-4-1949	H	L	6	12
4-12-1950	A	L	5	8
4-17-1950	H	W	7	3
3-30-1959	A	W	8	2
4-28-1959	H	W	2	1
4-2-1960	H	W	11	10
4-25-1960	A	L	1	4
4-4-1961	A	W	5	3
3-20-1962	A	L	2	10
4-3-1962	H	W	6	3
4-8-1963	H	L	6	11
4-10-1963	A	L	2	5
4-9-1964	A	W	11	9
4-11-1964	H	L	8	10
3-20-1965	A	L	0	2
4-12-1965	H	L	4	8
4-19-1966	A	W	17	9
5-12-1966	H	T ⁽⁸⁾	3	3
4-10-1967	H	L	1	4
5-3-1967	A	W	2	1
4-2-1968	H	W ⁽¹¹⁾	3	2
5-6-1968	A	W ⁽¹⁰⁾	3	2
3-30-1969	H	W	10	1
4-9-1969	A	W	16	11
4-15-1970	H	W	4	1
5-6-1970	A	L ⁽¹²⁾	10	11
4-7-1971	A	W	8	4
4-14-1971	H	W	10	3
4-12-1972	A	W	12	4
4-18-1972	A	W	12	3
5-2-1972	H	W	4	0
4-5-1973	H	W	12	3
4-11-1973	A	W	6	5
4-23-1973	H	L	5	7
4-2-1974	H	W	3	0
4-10-1974	A	L	4	5
4-16-1974	H	W	6	3
3-23-1975	A	W	11	1
4-15-1975	H	W	10	1
3-8-1976	A	L	3	4
4-6-1976	H	W	5	2
4-14-1976	A	W	10	3
3-3-1977	A	W	2	1
4-6-1977	H	W	2	0
4-5-1978 ⁽¹⁾	A	W ⁽⁷⁾	11	6
4-5-1978 ⁽²⁾	A	L ⁽⁷⁾	5	6
2-28-1979	H	W	12	2
4-16-1979	A	L	14	15
2-27-1980	H	W	22	7
3-1-1980	A	W	8	5
3-5-1981	A	W	19	16
3-31-1981	H	L	2	3
4-8-1981	A	L	20	22
3-2-1982	H	L	3	7
4-6-1982	A	L	10	11
4-13-1982	H	L	5	8
4-6-1983	A	W	13	7
4-12-1983	A	L	5	11
4-27-1983	H	W	6	3
3-11-1984	H	L	6	9
4-24-1984	A	L	11	14
4-25-1984	H	W	5	2
3-26-1985	A	L	11	14
4-24-1985	A	L	4	11
4-30-1985	H	L	3	4
4-2-1986	H	W	5	4
4-9-1986	A	L	6	13
4-10-1986	H	W	18	2
4-1-1987	H	W	3	2
4-2-1987	A	L	7	11
2-25-1988	H	W	13	12
3-22-1988	A	L	7	8
4-18-1989	A	L	5	6

4-25-1989	H	W ⁽¹²⁾	3	2	
3-28-1990	A	L	8	9	
4-9-1991	H	W	4	3	
4-10-1991	A	W	9	1	
4-24-1991	H	W	11	8	
3-31-1992	A	W	8	4	
4-1-1992	H	L	2	3	
4-22-1992	A	W	9	1	
3-31-1993	A	W	6	2	
4-14-1993	H	W	8	6	
5-11-1993	H	L	2	4	
3-9-1994	A	W	9	2	
4-5-1994	H	W	6	3	
4-19-1994	A	W	10	6	
4-5-1995	A	L	7	8	
4-11-1995	H	W	5	4	
4-2-1996	H	W	5	4	
4-16-1996	A	L	2	6	
4-1-1997	A	L	2	3	
3-31-1998	H	W ⁽¹⁰⁾	5	4	
4-22-1998	A	W	9	2	
3-23-1999	H	W	17	5	
3-30-1999	A	W	7	6	
3-29-2000	A	L	6	10	
4-11-2000	H	W	9	7	
3-28-2001	A	L	4	8	
4-17-2001	H	W	10	4	
4-9-2002	A	L	4	5	
4-10-2002	H	W	6	5	
3-26-2003	H	W	7	3	
4-22-2003	A	L	3	9	
3-30-2004	A	W	6	2	
3-31-2004	H	W	19	4	
6-5-2004	\$	A	L	3	6
6-6-2004 ⁽¹⁾	\$	A	W	10	9
6-6-2004 ⁽²⁾	\$	A	L ⁽¹⁰⁾	6	7
4-5-2005	A	L	10	11	
4-6-2005	H	L	1	4	
3-28-2006	A	L ⁽¹⁰⁾	11	12	
3-29-2006	H	W	10	7	
4-3-2007	A	W	4	2	
4-4-2007	H	W	11	10	
4-1-2008	A	L	3	11	
4-2-2008	H	L	4	6	
3-31-2009	A	L	5	6	
4-1-2009	H	L	2	4	
\$ - NCAA Regional; N1 - Anderson, SC; N2 - Gainesville, GA; N3 - Elberton, GA; N4 - Thomson, GA					

Georgia Southern

Overall:.....	50-27-1			
at Clemson:.....	25-12			
at Doug Kingsmore Stadium:..	24-11			
at Georgia Southern:.....	19-15-1			
at Neutral:.....	6-0			
NCAA Tournament Games:.....	3-0			
One-Run Games:.....	5-8			
Extra-Inning Games:.....	3-6			
Under Jack Leggett :.....	11-5			
Longest CU Win Streak:....	9 ^(1991-94,01-07)			
Longest GSU Win Streak:....	4 ^(1972-74,95-01)			
Biggest CU Win:.....	25-5 ⁽¹⁹⁸²⁾			
Biggest GSU Win:.....	14-5 ⁽¹⁹⁸⁰⁾			
Date	Site	W-L	CU	Op
5-4-1959	H	W	5	2

5-5-1959	H	L	1	2	
3-21-1960	A	T	7	7	
3-22-1960	A	W ⁽⁸⁾	15	4	
3-18-1970	A	W ⁽⁷⁾	5	1	
3-19-1970	A	W	6	2	
3-30-1971	H	L	3	8	
3-31-1971	H	W	3	0	
3-17-1972	A	W	2	1	
3-18-1972	A	L	4	10	
3-1-1974	A	L	8	9	
3-2-1974	A	L	2	5	
3-3-1974	A	L	3	6	
3-7-1975	H	W ⁽⁸⁾	4	1	
3-8-1975	H	W	13	3	
3-9-1975	H	W	9	2	
3-20-1976 ⁽¹⁾	A	L	8	15	
3-20-1976 ⁽²⁾	A	W	16	12	
3-4-1978	A	L	2	4	
3-5-1978 ⁽¹⁾	A	L ⁽⁷⁾	1	3	
3-5-1978 ⁽²⁾	A	W ⁽⁷⁾	5	2	
4-21-1979	H	L	8	10	
4-22-1979 ⁽¹⁾	H	W ⁽⁸⁾	1	0	
4-22-1979 ⁽²⁾	H	L ⁽⁸⁾	10	12	
5-18-1979	\$	N1	W	8	4
5-20-1979	\$	N1	W	2	0
5-5-1980	A	W	13	3	
5-6-1980	A	W ⁽¹⁰⁾	10	8	
5-7-1980	A	L	5	14	
3-27-1981	H	L ⁽¹¹⁾	5	6	
3-28-1981	H	W	6	0	
3-29-1981	H	L	7	8	
5-13-1982	A	W	25	5	
5-14-1982	A	L	6	7	
5-15-1982	A	W	12	2	
3-25-1983 ⁽¹⁾	H	W ⁽⁷⁾	4	3	
3-25-1983 ⁽²⁾	H	W ⁽⁷⁾	1	0	
3-26-1983	H	W ⁽⁶⁾	5	4	
2-24-1984	A	L	11	17	
2-25-1984	A	W	10	3	
2-26-1984	A	W	10	5	
3-18-1985	H	W	3	1	
3-19-1985	H	W	11	4	
2-21-1986	A	L	3	9	
2-22-1986	A	W	12	9	
2-23-1986	A	W ⁽¹⁰⁾	12	10	
3-5-1987	H	L	3	10	
3-6-1987	H	W	8	2	
3-7-1987	H	W	14	5	
5-8-1989	A	L	1	4	
5-9-1989	A	L ⁽⁵⁾	7	9	
5-10-1989	A	L	1	2	
4-17-1990	H	W	13	0	
4-18-1990	H	L	6	9	
2-16-1991	A	W	10	4	
2-17-1991	A	W	16	3	
4-7-1992 ⁽¹⁾	H	W ⁽⁷⁾	10	5	
4-7-1992 ⁽²⁾	H	W ⁽⁷⁾	7	2	
5-4-1992	A	W	10	2	
5-5-1992	A	W	7	1	
3-24-1993 ⁽¹⁾	H	W ⁽⁷⁾	10	7	
3-24-1993 ⁽²⁾	H	W ⁽⁷⁾	4	1	
3-29-1994	H	W	7	5	
3-30-1994	H	L	2	3	
5-7-1995	A	W	7	4	
5-8-1995	A	L ⁽¹²⁾	14	15	
4-21-1996 ⁽¹⁾	H	L ⁽¹⁰⁾	6	8	

4-21-1996 ⁽²⁾	H	L ⁽¹⁸⁾	7	9
3-13-2001	H	L ⁽¹⁰⁾	9	12
3-14-2001	H	W	9	3
3-12-2002	H	W	20	8
3-13-2002	H	W	9	2
5-31-2002	\$	H	W	15
3-16-2003	N2	W	11	1
3-17-2003	N2	W	8	0
2-28-2004	N3	W	4	0
2-29-2004	N3	W	9	0
3-14-2007	H	W	3	0

\$ - NCAA Regional; N1 - Coral Gables, FL; N2 - Charleston, SC; N3 - Greenville, NC

\$ - NCAA Regional; N1 - Coral Gables, FL; N2 - Charleston, SC; N3 - Greenville, NC

Georgia Tech

Overall:.....	100-97-3			
at Clemson:.....	43-22-1			
at Doug Kingsmore Stadium:..	33-15			
at Georgia Tech:.....	40-68-2			
at Neutral:.....	17-7			
ACC Regular-Season Games:..	44-37			
ACC Tournament Games:.....	14-9			
NCAA Tournament Games:.....	3-0			
One-Run Games:.....	22-20			
Extra-Inning Games:.....	11-6			
Under Jack Leggett :.....	34-27			
Longest CU Win Streak:.....	8 ⁽¹⁹⁷⁴⁻⁷⁸⁾			
Longest GAT Win Streak:.....	13 ⁽¹⁹¹²⁻²²⁾			
Biggest CU Win:.....	24-4 ⁽¹⁹⁹⁹⁾			
Biggest GAT Win:.....	22-4 ⁽²⁰⁰⁶⁾			
Date	Site	W-L	CU	Op
4-12-1902	A	L	4	12
4-11-1903	A	W	5	1
4-22-1904	A	W	4	1
4-23-1904	A	L	3	4
5-14-1904	H	W	11	1
4-22-1905 ⁽¹⁾	A	L	4	5
4-22-1905 ⁽²⁾	A	W	5	3
3-24-1906	A	L	1	3
4-30-1906	H	L	0	6
4-5-1907	A	L	2	4
4-6-1907	A	T	2	2
4-3-1908	A	L	2	4
4-4-1908	A	L ⁽¹¹⁾	4	5
5-13-1910	A	L	0	5
5-14-1910 ⁽¹⁾	A	L ⁽⁷⁾	0	4
5-14-1910 ⁽²⁾	A	L ⁽⁷⁾	3	11
4-12-1912	A	W	6	4
4-13-1912	A	L	2	4
3-28-1913	A	L	0	3
3-29-1913	A	L	1	3
4-25-1917	H	L	2	3
4-26-1917	H	L	1	5
4-5-1919 ⁽¹⁾	A	L	0	5
4-5-1919 ⁽²⁾	A	L ⁽⁷⁾	3	9
4-23-1920	A	L	1	2
4-24-1920	A	L ⁽¹⁰⁾	4	5
4-1-1921	A	L	0	7
4-2-1921	A	L	0	10
3-24-1922	A	L	4	9
3-25-1922	A	L	2	6
4-1-1922	A	W	7	6
3-20-1925	A	L	0	4
3-21-1925	A	L	0	6
3-19-1926	A	L	2	5

3-20-1926	A	W ⁽¹⁰⁾	6	5
3-18-1927	A	L	5	11
3-19-1927	A	L	1	10
3-23-1928	A	L	4	14
3-24-1928	A	L	5	7
4-12-1929	A	L	2	5
4-13-1929	A	W	7	4
3-28-1930	A	L	9	10
3-29-1930	A	L	1	4
4-5-1935	H	W	4	0
4-26-1935	A	W	10	2
4-27-1935 ⁽¹⁾	A	L	0	6
4-27-1935 ⁽²⁾	A	L ⁽⁷⁾	1	2
4-24-1943	A	W	5	4
5-7-1943	H	L	6	14
5-8-1943	H	W ⁽¹⁰⁾	11	10
4-15-1955	A	L	4	6
4-16-1955	A	W	8	4
4-18-1956	H	L	6	21
4-25-1956	A	L	1	2
5-6-1957	A	W	5	0
5-7-1957	H	W ⁽¹⁰⁾	7	6
4-8-1958	A	L	1	8
6-4-1959	\$ N1	W	9	6
3-31-1960	H	W	10	0
5-2-1961	A	W	15	5
4-21-1962 ⁽¹⁾	A	W	9	6
4-21-1962 ⁽²⁾	A	W ⁽⁷⁾	18	4
3-27-1963	A	W	6	4
4-3-1963	H	L	8	10
4-14-1964	H	W	22	4
5-14-1964	A	L	3	4
4-3-1965 ⁽¹⁾	H	W ⁽⁷⁾	4	2
4-3-1965 ⁽²⁾	H	T ⁽⁷⁾	6	6
5-11-1965	A	T	4	4
4-18-1966	H	W	14	9
5-20-1966	A	L	1	4
4-4-1967	H	W	10	1
5-6-1967	A	W	3	0
4-15-1968	H	W	6	3
5-4-1968	A	L	0	7
4-21-1969	H	L	3	4
4-7-1970	H	W	17	6
5-7-1970	A	L	1	7
4-13-1971	A	L	4	4
4-21-1971	H	L	1	8
4-9-1972	H	W ⁽¹¹⁾	1	0
4-3-1974	A	L	7	11
4-9-1974	H	W	12	3
4-17-1974	H	W	10	8
4-8-1975	A	W	10	3
4-22-1975	A	W	18	3
4-5-1976	A	W	12	3
4-12-1976	A	W ⁽¹¹⁾	12	10
4-8-1977	H	W	8	7
4-7-1978	A	W	13	9
4-13-1978	H	L	1	2
4-11-1979	A	W	14	6
4-18-1979	H	W	20	2
4-3-1980	H	W	18	1
4-9-1980	* A	L	10	12
4-1-1981	* H	W	6	4
4-7-1981	* A	W	10	5
4-22-1981	+ N2	W ⁽¹⁰⁾	7	6
3-31-1982	* H	W	17	4
4-7-1982	* A	W	10	2
4-22-1982	+ N2	W	16	2
4-7-1983	* A	L ⁽¹⁰⁾	6	7
4-17-1983	* H	W	19	6
3-28-1984	* H	W	5	1
4-11-1984	* A	W	7	2
4-3-1985	* H	W	4	2
4-10-1985	* A	L	8	9
4-19-1985	+ A	L	9	12
4-20-1985	+ A	L	5	7
4-22-1986	* A	W	6	3
5-7-1986	* H	L	0	7
5-15-1986	+ N3	L	5	16
4-8-1987	* A	L	2	4
4-15-1987	* H	L	6	7
4-22-1987	* A	L	2	12
5-16-1987	+ N4	L	1	1

4-6-1988	*	H	W	7	3
4-13-1988	*	A	W	4	2
4-21-1988	*	H	W	7	4
4-12-1989	*	A	W	7	5
4-19-1989	*	H	W	16	5
4-26-1989	*	A	L	4	11
5-14-1989	+	N4	W	9	3
4-27-1990	*	A	W	14	12
4-28-1990	*	H	L	3	8
4-29-1990	*	A	W	17	10
4-26-1991	*	H	W ⁽¹⁰⁾	9	8
4-27-1991	*	A	W	8	0
4-28-1991	*	H	L	6	11
5-13-1991	+	N4	W	6	5
5-14-1991	+	N4	W	24	8
4-24-1992	*	A	L	2	6
4-25-1992	*	A	L ⁽¹⁰⁾	6	7
4-26-1992	*	A	W	5	4
5-12-1992	+	N4	W	5	4
4-23-1993	*	H	L	0	11
4-24-1993	*	H	L	5	10
4-25-1993	*	H	L	0	6
5-17-1993	+	N4	W	9	8
5-13-1994	*	A	W ⁽¹⁰⁾	9	8
5-14-1994	*	A	L	4	20
5-15-1994	*	A	W	7	4
5-20-1994	+	N4	W	9	6
4-28-1995	*	H	W	8	5
4-29-1995	*	H	W	6	1
4-30-1995	*	H	W	6	5
5-10-1996	*	A	W ⁽¹⁰⁾	9	8
5-11-1996	*	A	L	0	4
5-12-1996	*	A	W	9	2
5-16-1996	+	N2	W	6	1
4-25-1997	*	H	W	7	4
4-26-1997	*	H	L	4	19
5-15-1997	+	N5	W	7	4
5-3-1998	*	A	L	6	7
5-4-1998	*	A	L	7	9
5-5-1998	*	A	L	5	14
5-14-1998	+	N3	L	6	10
4-23-1999	*	H	W	24	4
4-24-1999	*	H	W	13	8
4-25-1999	*	H	W	6	5
4-28-2000	*	A	L	4	7
4-29-2000	*	A	L	7	9
4-30-2000	*	A	W	13	12
5-19-2000	+	N6	L	8	9
5-20-2000	+	N6	L	4	8
4-20-2001	*	H	W	3	0
4-21-2001	*	H	W	5	1
4-22-2001	*	H	L	3	5
5-4-2002	*	A	W	12	9
5-5-2002	*	A	L	6	15
5-6-2002	*	A	L	0	11
5-22-2002	+	N5	W	10	0
6-16-2002	!	N7	W	9	7
4-25-2003	*	H	W ⁽¹⁰⁾	9	7
4-26-2003	*	H	W	10	5
4-27-2003	*	H	W	11	3
5-14-2004	*	A	L	3	8
5-15-2004	*	A	L	3	11
5-16-2004	*	A	L	4	8
5-27-2004	+	N8	L ⁽¹³⁾	7	11
4-29-2005	*	H	L	14	18
4-30-2005	*	H	W	6	5
5-1-2005	*	H	L	4	6
4-14-2006	*	A	W	7	6
4-15-2006	*	A	L	3	12
4-16-2006	*	A	L	4	22
5-25-2006	+	N9	W	3	2
5-27-2006 ⁽¹⁾	+	N9	L ⁽¹⁰⁾	7	8
5-27-2006 ⁽²⁾	+	N9	W	16	11
6-16-2006	!	N7	W	8	4
4-27-2007	*	H	W ⁽¹¹⁾	3	2
4-28-2007	*	H	W	10	3
4-29-2007	*	H	L	3	6
5-9-2008	*	A	L	1	5
5-10-2008	*	A	L	1	7
5-11-2008	*	A	W	16	6
5-24-2008	+	N9	W	10	4
4-24-2009	*	H	L	4	5

4-25-2009	*	H	W	8	5
4-26-2009	*	H	W	6	3
\$ - NCAA District III Playoffs, Regional; * - ACC regular-season game; + - ACC Tournament; ! - College World Series; N1 - Gastonia, NC; N2 - Chapel Hill, NC; N3 - Durham, NC; N4 - Greenville, SC; N5 - Saint Petersburg, FL; N6 - Fort Mill, SC; N7 - Omaha, NE; N8 - Salem, VA; N9 - Jacksonville, FL					

Maryland

Overall:	111-39
at Clemson:	63-7
at Doug Kingsmore Stadium:	53-2
at Maryland:	37-28
at Neutral:	11-4
ACC Regular-Season Games:	98-36
ACC Tournament Games:	12-0
One-Run Games:	19-13
Extra-Inning Games:	8-3
Under Jack Leggett:	42-8
Longest CU Win Streak:	17 ⁽¹⁹⁸³⁻⁸⁹⁾
Longest UMD Win Streak:	5 ⁽¹⁹⁵⁰⁻⁵⁵⁾
Biggest CU Win:	22-4 ⁽¹⁹⁹³⁾
Biggest UMD Win:	20-5 ⁽¹⁹⁶⁰⁾

Date	Site	W-L	CU	Op
4-3-1923	H	W	6	2
5-27-1950	N1	L	2	3
5-8-1954 ⁽¹⁾	* A	L	2	3
5-8-1954 ⁽²⁾	* A	L	0	3
4-12-1955 ⁽¹⁾	* H	L	4	18
4-12-1955 ⁽²⁾	* H	L ⁽⁷⁾	2	11
4-2-1956	* A	W ⁽¹⁰⁾	6	4
3-30-1957	* H	W	6	3
5-10-1957	* A	L	2	2
4-5-1958	* H	W	6	2
4-15-1958	* A	W	13	4
3-28-1959	* N2	W	9	2
4-14-1959	* A	L	3	7
4-9-1960	* H	L	5	20
4-1-1961	* H	W	9	8
4-21-1961	* A	L	7	9
4-7-1962	* H	W	3	2
4-14-1962	* A	W	3	2
4-15-1963	* A	L	1	2
4-16-1963	* A	W ⁽¹³⁾	7	3
3-30-1964	* H	L	3	6
3-31-1964	* H	W	11	8
4-16-1965	* A	L	1	6
4-17-1965	* A	L	1	2
4-8-1966	* H	W	11	2
4-9-1966	* H	W	12	7
5-12-1967	* A	W	2	1
5-13-1967	* A	W	8	4
4-20-1968 ⁽¹⁾	* H	W ⁽⁷⁾	3	1
4-20-1968 ⁽²⁾	* H	L ⁽⁷⁾	2	7
5-14-1968	* A	L	0	1
4-12-1969	* H	W	7	0
5-17-1969 ⁽¹⁾	* A	L ⁽⁷⁾	2	3
5-17-1969 ⁽²⁾	* A	W ⁽⁷⁾	7	5
4-18-1970	* A	L	1	5
5-9-1970 ⁽¹⁾	* H	W ⁽⁷⁾	3	1
5-9-1970 ⁽²⁾	* H	W ⁽⁷⁾	9	1
5-22-1970	^ N3	L	3	4
5-8-1971	* H	W ⁽¹⁰⁾	3	2
5-9-1971	* H	W	4	1
5-16-1971	^ N3	L	0	4
5-10-1972 ⁽¹⁾	* A	L	2	3
5-10-1972 ⁽²⁾	* A	L ⁽⁷⁾	0	3
3-16-1973	* H	W ⁽⁸⁾	3	0
4-16-1973	* A	W	10	0
3-15-1974	* H	W	3	2
4-14-1974	* A	W	8	5
3-28-1975	* A	L	3	6
4-13-1975	* H	W	5	2
3-11-1976	* H	W	6	0
4-18-1976	* H	W	8	6
4-24-1976	+ H	W	2	1
4-25-1976	+ H	W	3	2
4-14-1977	* A	L ⁽¹⁰⁾	9	12
4-15-1977	* A	W	9	6

4-15-1978	*	H	W	17	8
4-16-1978	*	H	W	8	7
4-28-1979 ⁽¹⁾	*	A	W ⁽⁷⁾	5	3
4-28-1979 ⁽²⁾	*	A	L ⁽⁷⁾	2	6
4-19-1980	*	H	W	1	0
4-20-1980	*	H	W	5	2
4-24-1980	+	N3	W	9	4
4-16-1981	*	A	L	11	21
4-17-1981	*	A	L	6	10
4-15-1982	*	H	W	15	2
4-16-1982	*	H	W ⁽¹³⁾	4	3
3-20-1983 ⁽¹⁾	*	A	L ⁽⁷⁾	2	5
3-20-1983 ⁽²⁾	*	A	W ⁽⁷⁾	8	3
3-9-1984	*	H	W	5	4
3-10-1984	*	H	W	5	2
4-20-1984	+	N4	W	12	1
3-30-1985 ⁽¹⁾	*	A	W ⁽⁷⁾	7	1
3-30-1985 ⁽²⁾	*	A	W ⁽⁷⁾	6	0
4-17-1985	+	N5	W	17	12
3-27-1986	*	H	W	23	8
3-28-1986	*	H	W	9	2
5-16-1986	+	N4	W ⁽¹⁰⁾	7	2
3-23-1987	*	H	W	14	5
5-5-1987	*	A	W	8	1
5-6-1987	*	A	W	9	7
3-21-1988 ⁽¹⁾	*	H	W ⁽⁷⁾	6	0
3-21-1988 ⁽²⁾	*	H	W ⁽⁷⁾	5	4
5-13-1988	+	N6	W	9	0
3-18-1989	*	H	W	16	3
4-16-1989 ⁽¹⁾	*	A	L ⁽¹²⁾	4	5
4-16-1989 ⁽²⁾	*	A	L ⁽⁵⁾	3	4
5-13-1989	+	N6	W	8	0
3-17-1990 ⁽¹⁾	*	H	W ⁽⁷⁾	10	1
3-17-1990 ⁽²⁾	*	H	W ⁽⁷⁾	7	1
3-18-1990	*	H	W	8	1
4-19-1991	*	A	W	11	4
4-20-1991	*	A	W	7	2
4-21-1991	*	A	W	17	2
5-11-1991	+	N6	W	13	1
3-13-1992	*	H	W	15	3
4-14-1992	*	H	W	10	1
3-15-1992	*	H	L	9	10
4-17-1993	*	A	W	6	2
4-18-1993	*	N7	L	4	8
4-19-1993	*	A	W	22	4
3-11-1994	*	H	W	7	5
3-12-1994	*	H	W	18	2
3-13-1994	*	H	W	6	5
5-18-1994	+	N6	W	7	1
3-24-1995	*	A	W ⁽¹²⁾	4	3
3-25-1995	*	A	W	11	3
3-26-1995	*	A	W	12	2
5-17-1995	+	N6	W	10	0
3-22-1996	*	H	W	4	0
3-23-1996	*	H	W	7	0
3-24-1996	*	H	W	16	6
3-21-1997	*	A	L	1	13
3-22-1997	*	A	W	17	10
3-23-1997	*	A	L ⁽¹⁰⁾	6	7
3-20-1998	*	H	W	5	3
3-21-1998	*	H	W	19	6
3-22-1998	*	H	W	15	6
3-19-1999	*	A	W	8	6
3-20-1999	*	A	W	9	2
5-21-1999	+	N4	W	7	6
3-17-2000	*	H	W	8	6
3-18-2000 ⁽¹⁾	*	H	W	9	3
3-18-2000 ⁽²⁾	*	H	W	11	2
3-16-2001	*	A	W	8	6
3-17-2001	*	A	W	9	6
3-18-2001	*	A	W	7	0
3-29-2002	*	H	W	13	6
3-30-2002	*	H	W	16	7
3-31-2002	*	H	W	7	2
4-19-2003 ⁽¹⁾	*	A	L	6	9
4-19-2003 ⁽²⁾	*	A	L	4	8
4-20-2003	*	A	W	20	5
4-2-2004	*	H	W	3	2
4-3-2004	*	H	W	9	2
4-4-2004	*	H	W	8	2
3-25-2005	*	A	W	14	3
3-26-2005 ⁽¹⁾	*	A	W ⁽¹³⁾	6	4

3-26-2005 ⁽²⁾	*	A	W	12	0
4-7-2006	*	H	W	3	1
4-8-2006	*	H	W ⁽¹¹⁾	3	2
4-9-2006	*	H	W	15	7
3-23-2007	*	A	L	3	4
3-24-2007	*	A	L	1	4
3-25-2007	*	A	W	5	0
3-28-2008	*	A	W	2	1
3-29-2008	*	A	L	3	5
3-30-2008	*	A	W	6	2
5-2-2009	*	H	W	11	2
5-3-2009 ⁽¹⁾	*	H	W	7	4
5-3-2009 ⁽²⁾	*	H	L	6	8
* - ACC regular-season game; ^ - ACC Playoffs; + - ACC Tournament; N1 - Greensboro, NC; N2 - Orangeburg, SC; N3 - Raleigh, NC; N4 - Durham, NC; N5 - Atlanta, GA; N6 - Greenville, SC; N7 - Baltimore, MD					

Miami (OH)



Game Results vs. 2010 Opponents

4-13-1985	*	A	L	3	10
4-18-1985	+	N6	W	3	2
4-13-1986	*	A	L	8	9
4-19-1986	*	H	W	6	2
4-5-1987	*	H	W	11	5
4-25-1987	*	A	L	3	4
4-26-1987	*	A	W	14	8
5-14-1987	+	N7	W	9	4
4-1-1988	*	H	W	5	2
4-2-1988	*	H	W	8	5
5-8-1988	*	A	W	8	6
5-12-1988	+	N7	L	0	1
5-14-1988 ⁽¹⁾	+	N7	W	5	4
5-14-1988 ⁽²⁾	+	N7	L	6	7
3-25-1989	*	A	W	4	3
3-26-1989	*	A	L	0	3
4-23-1989	*	H	L	3	4
5-15-1989	+	N7	W	5	4
5-16-1989	+	N7	W	12	4
5-22-1989	*	A	W	7	0
4-6-1990	*	A	L	8	10
4-7-1990	*	A	L	3	9
4-8-1990	*	A	L	10	11
5-14-1990	+	N7	L	1	3
4-5-1991	*	H	W	15	6
4-6-1991	*	H	W ⁽¹²⁾	6	5
4-7-1991	*	H	W	6	2
4-3-1992	*	A	W	10	4
4-4-1992	*	A	W	7	1
4-5-1992	*	A	W	12	5
4-2-1993	*	H	W	7	2
4-3-1993	*	H	L	5	10
4-4-1993	*	H	W	4	3
5-18-1993	+	N7	W	7	4
4-22-1994	*	A	W	11	1
4-23-1994	*	A	L	0	5
4-24-1994	*	A	W	3	2
3-31-1995	*	H	W	3	2
4-1-1995	*	H	W	20	1
4-2-1995	*	H	L	8	11
5-18-1995	+	N7	W	6	4
4-12-1996	*	A	W	11	1
4-13-1996	*	A	W	7	5
4-14-1996	*	A	W	7	2
5-4-1997	*	H	W	17	2
5-5-1997	*	H	W	11	10
5-6-1997	*	H	W	5	4
5-9-1998 ⁽¹⁾	*	A	L	9	12
5-9-1998 ⁽²⁾	*	A	W	8	1
5-10-1998	*	A	W	7	6
5-13-1998	+	N4	L	1	4
5-9-1999	*	H	W	20	7
5-10-1999	*	H	W	5	4
5-11-1999	*	H	L	5	7
3-31-2000	*	A	L	0	6
4-1-2000	*	A	W	10	2
4-2-2000	*	A	L	2	5
4-27-2001	*	H	W	6	3
4-28-2001	*	H	W ⁽¹⁰⁾	10	9
4-29-2001	*	H	L	0	4
5-17-2001	+	N8	W	7	6
4-12-2002	*	A	W ⁽¹⁰⁾	11	7
4-13-2002	*	A	W	4	2
4-14-2002	*	A	L	5	12
5-10-2003	*	H	L	4	9
5-11-2003	*	H	W ⁽¹⁰⁾	5	4
5-12-2003	*	H	W	5	2
5-22-2003	+	N9	L	2	10
4-16-2004	*	A	W	2	1
4-17-2004	*	A	L	0	4
4-18-2004	*	A	W ⁽¹⁰⁾	4	2
5-26-2004	+	N9	W	7	6
5-28-2004	+	N9	L	5	6
3-18-2005	*	H	L	1	2
3-19-2005	*	H	W	9	1
3-20-2005	*	H	W	7	3
6-18-2006	!N10	L	0	2	8
4-11-2008	*	H	L	2	8
4-12-2008	*	H	L	3	4
4-13-2008	*	H	L	4	8
3-6-2009	*	A	W ⁽¹⁰⁾	5	4
3-7-2009	*	A	L	2	5

3-8-2009	*	A	L	8	9
5-23-2009	+	N4	W ⁽¹¹⁾	4	3
* - ACC regular-season game; ^ - ACC Playoffs; % - not counted in ACC standings; + - ACC Tournament; ! - College World Series; N1 - Charlotte, NC; N2 - Gastonia, NC; N3 - Belmont, NC; N4 - Durham, NC; N5 - Raleigh, NC; N6 - Atlanta, GA; N7 - Greenville, SC; N8 - Fort Mill, SC; N9 - Salem, VA; N10 - Omaha, NE					

North Carolina State

Overall:	104-68-1
at Clemson:	52-22-1
at Doug Kingsmore Stadium:	39-14
at N.C. State:	39-35
at Neutral:	13-11
ACC Regular-Season Games:	82-54
ACC Tournament Games:	17-10
One-Run Games:	22-22
Extra-Inning Games:	6-4-1
Under Jack Leggett :	38-18
Longest CU Win Streak:	10 ⁽¹⁹⁷⁶⁻⁷⁹⁾
Longest NCS Win Streak:	5 ^(1959-61,85-87)
Biggest CU Win:	41-9 ⁽¹⁹⁷⁹⁾
Biggest NCS Win:	20-5 ⁽¹⁹⁹³⁾

Date	Site	W-L	CU	Op
5-4-1921	H	W ⁽¹²⁾	1	0
4-21-1926	H	W	11	5
5-9-1927	H	W	7	0
4-7-1934	H	T ⁽¹¹⁾	7	7
3-30-1935	A	L	1	5
5-1-1936	H	L	5	12
3-25-1947	H	W	10	9
5-16-1949	N1	L	1	6
4-28-1951	A	L	5	7
4-4-1953	A	W	8	4
4-2-1954	* H	W	5	1
4-3-1954	* H	W	8	4
4-2-1955	* H	L ⁽⁷⁾	2	3
4-26-1955	* A	W	12	10
4-13-1956	* H	L	7	10
5-8-1956	* A	L	1	5
4-12-1957	* H	L	5	6
4-22-1957	* A	L	2	8
4-16-1958	* A	W	6	5
5-3-1958	* A	W	15	11
4-7-1959	* H	L	7	8
5-2-1959	* A	L	2	9
4-16-1960	* A	L	0	5
5-10-1960	* H	L ⁽¹⁰⁾	7	8
4-29-1961 ⁽¹⁾	* A	L ⁽⁷⁾	1	2
4-29-1961 ⁽²⁾	* A	W	11	6
4-28-1962	* A	W	9	2
5-12-1962	* H	L	0	1
4-19-1963	* H	W	14	7
5-10-1963	* A	W	12	11
4-17-1964	* A	L	2	3
5-8-1964	* H	W	9	4
4-10-1965	* H	L	5	8
5-1-1965	* A	W	6	4
4-16-1966	* A	L	6	7
5-16-1966	* H	W	8	7
4-8-1967	* H	W	9	6
5-9-1967	* A	W	8	5
4-12-1968	* H	W	14	7
5-3-1968 ⁽¹⁾	* A	L ⁽⁷⁾	2	4
5-3-1968 ⁽²⁾	* A	L ⁽⁷⁾	1	6
4-4-1969 ⁽¹⁾	* H	W ⁽⁷⁾	5	3
4-4-1969 ⁽²⁾	* H	W ⁽⁷⁾	3	0
5-12-1969	* A	L	1	7
4-10-1970	* H	W	2	0
5-12-1970 ⁽¹⁾	* A	W ⁽⁷⁾	7	2
5-12-1970 ⁽²⁾	* A	L ⁽⁷⁾	2	3
3-28-1971	* N2	L	0	3
4-11-1971	* A	W	4	0
4-2-1972	* A	W	7	2
4-15-1972 ⁽¹⁾	* H	W ⁽⁷⁾	7	0
4-15-1972 ⁽²⁾	* H	L ⁽⁷⁾	2	3
4-13-1973 ⁽¹⁾	* A	W ⁽⁷⁾	8	1
4-13-1973 ⁽²⁾	* A	L ⁽⁷⁾	1	7

4-22-1973 ⁽¹⁾	+	N3	L ⁽¹⁰⁾	4	8
4-22-1973 ⁽²⁾	+	N3	L	2	3
4-7-1974	*	A	W	2	1
4-21-1974	*	H	W	5	0
4-28-1974 ⁽¹⁾	+	A	W	12	5
4-28-1974 ⁽²⁾	+	A	L	6	8
4-5-1975	*	H	W	6	5
4-6-1975	*	H	L	1	3
4-27-1975	+	N3	L	2	3
4-3-1976	*	A	W	7	4
4-4-1976	*	A	W	8	0
4-2-1977	*	H	W	7	3
4-22-1977	+	H	W	10	3
4-24-1977	+	H	W	14	6
3-19-1978	*	A	W	4	0
4-18-1978	*	A	W ⁽⁸⁾	2	1
4-22-1978	+	H	W	12	1
3-31-1979	*	H	W	8	1
4-7-1979	*	A	W	41	9
4-6-1980	*	H	L	3	6
4-25-1980	+	A	W	5	4
4-11-1981⁽¹⁾	*	H	W ⁽⁷⁾	6	1
4-11-1981⁽²⁾	*	H	W ⁽⁷⁾	2	0
3-17-1982	*	A	W	9	6
4-4-1982	*	H	L	13	16
4-3-1983	*	A	L	4	6
4-10-1983	*	H	L	4	8
4-21-1983	+	N3	W	8	1
3-31-1984	*	H	L	2	5
4-7-1984	*	A	W	15	7
4-6-1985	*	H	W	7	1
4-14-1985	*	A	L	4	9
4-12-1986	*	A	L	8	12
4-20-1986	*	H	L	2	6
5-17-1986	+	N4	L	4	6
4-4-1987⁽¹⁾	*	H	L ⁽⁷⁾	6	7
4-4-1987⁽²⁾	*	H	W ⁽⁷⁾	15	5
4-25-1987	*	N3	W	9	8
5-15-1987	+	N5	W	8	0
5-16-1987	+	N5	L	7	11
4-3-1988	*	H	W	9	8
5-6-1988	*	A	L	3	6
5-7-1988	*	A	L	8	9
3-24-1989	*	A	W	6	4
5-6-1989	*	H	W	11	3
5-7-1989	*	H	W	13	6
5-16-1989	+	N5	W	9	2
4-13-1990	*	H	W	6	3
4-14-1990	*	H	W	20	4
4-15-1990	*	H	W	6	5
5-15-1990	+	N5	L	5	6
4-12-1991	*	A	W	14	3
4-13-1991	*	A	L	7	8
4-14-1991	*	A	W	16	6
4-10-1992	*	H	W	6	2
4-11-1992	*	H	L	3	6
4-12-1992	*	H	W	3	2
5-12-1992	+	N5	L	1	11
5-13-1992	+	N5	L	3	7
4-9-1993	*	A	W	4	1
4-10-1993	*	A	L	5	20
4-11-1993	*	A	L	12	13
5-19-1993	+	N5	W	11	7
4-8-1994	*	H	W ⁽¹⁰⁾	10	8
4-9-1994	*	H	W	9	5
4-10-1994	*	H	W ⁽¹⁰⁾	6	5
5-19-1994	+	N5	W	17	5
4-14-1995	*	A	W ⁽¹⁰⁾	17	15
4-15-1995	*	A	W	13	1
4-16-1995	*	A	W	13	4
5-20-1995	+	N5	W	16	7
4-25-1996	*	H	L	6	18
4-26-1996	*	H	W	14	0
4-27-1996	*	H	L ⁽¹⁰⁾	1	4
4-18-1997	*	A	L	9	16
4-19-1997	*	A	L	4	17
4-20-1997	*	A	L	7	9
5-17-1997	+	N6	W ⁽¹⁰⁾	11	6
4-17-1998	*	H	W ⁽¹²⁾	11	10
4-18-1998	*	H	W	17	6
5-14-1999	*	A	L	9	19
5-15-1999	*	A	L	4	4

Game Results vs. 2010 Opponents



5-12-1916	N1	L	0	4
5-13-1916	N1	W	7	5
4-2-1917	A	L	1	2
4-3-1917	A	W	18	2
4-16-1917	H	W	4	2
4-17-1917	H	W	6	3
5-17-1918	A	W	3	2
5-18-1918	A	L ⁽¹²⁾	2	3
4-25-1919	H	L	1	2
4-26-1919	H	W	8	2
5-16-1919	A	W	4	0
5-17-1919	A	W	1	0
4-16-1920	A	W ⁽⁸⁾	14	9
4-17-1920	A	W	14	5
5-11-1920	H	W	5	3
5-12-1920	H	L	5	8
5-5-1921	H	W	5	0
4-26-1922	H	W	3	1
5-13-1922	A	L	4	8
4-17-1924	H	W	6	0
5-10-1924	A	W	8	7
4-24-1925	H	W	6	2
5-2-1925	A	L	7	8
4-17-1926	A	L	0	3
4-8-1927	H	W	4	3
4-13-1927	A	L ⁽¹¹⁾	8	9
4-13-1928	H	W	6	0
4-18-1928	A	T ⁽¹¹⁾	3	3
4-1-1929	H	L ⁽¹¹⁾	0	2
5-9-1929	A	L	6	8
4-19-1930 ⁽¹⁾	H	W	4	1
4-19-1930 ⁽²⁾	H	L	2	9
4-28-1930	A	L	2	18
4-29-1930	A	L ⁽¹⁰⁾	3	5
5-2-1931	A	L	1	10
5-13-1931	H	W	5	4
5-14-1931	H	L	1	5
4-15-1932	A	L	0	4
4-16-1932	A	W	10	4
4-26-1932 ⁽¹⁾	H	W	13	9
4-26-1932 ⁽²⁾	H	L ⁽⁷⁾	2	5
5-12-1932	H	W	10	9
5-13-1932	H	W	6	5
3-30-1933	A	L	4	5
3-31-1933	A	L	0	6
4-17-1933	H	L	3	4
4-12-1934	H	L	1	8
5-2-1934	A	L	4	6
4-16-1935	H	W	5	4
5-9-1935	A	L	0	2
4-24-1936	A	W	7	1
5-5-1936	H	L	5	6
4-27-1937	A	L	3	4
5-8-1937	H	L	4	5
5-3-1938	H	L	3	12
5-10-1938	A	L	0	3
4-27-1939	H	W	9	7
5-1-1939	A	W ⁽¹⁰⁾	7	5
4-11-1940	A	W	7	6
4-26-1940	H	W	7	1
4-25-1941	H	W	3	1
5-8-1941	A	L	3	5
4-24-1942	H	W	6	5
5-8-1942	A	W	9	5
4-27-1945	H	W	6	4
5-4-1945	A	L	7	11
5-5-1945	A	L	0	4
4-3-1946	A	L	1	2
5-18-1946	H	W	12	2
4-11-1947	A	W	4	1
4-12-1947	A	W	17	8
5-23-1947	H	W	17	3
5-24-1947	H	W	10	8
4-16-1948	H	L	4	7
4-17-1948	H	W	11	2
5-21-1948	A	W	7	2
5-22-1948	A	W	6	5
5-6-1949	H	W ⁽¹¹⁾	6	5
5-20-1949	A	L	2	4
5-21-1949	A	L	6	7
5-5-1950	A	W	14	5
5-6-1950	A	L	2	10

5-15-1950	H	W ⁽¹¹⁾	8	7	
5-16-1950	H	W	18	9	
4-9-1951	H	W	8	6	
4-10-1951	H	W	11	1	
5-11-1951	N2	W	12	4	
5-12-1951	A	W ⁽⁷⁾	16	5	
4-4-1952	N2	W	5	2	
4-5-1952	A	L	4	6	
5-9-1952	H	W	3	1	
4-13-1953	H	W	13	4	
4-14-1953	H	L	7	9	
5-8-1953	A	W	2	0	
5-9-1953	A	L	4	13	
4-13-1954	* A	W	10	1	
5-4-1954	* H	W	2	0	
4-30-1955	* H	L	3	4	
5-11-1955	* A	L	2	9	
4-27-1956	* A	W	5	1	
5-11-1956	* H	L	3	12	
4-27-1957	* A	L	3	4	
5-14-1957	* H	W	10	6	
4-21-1958	* H	W	5	3	
5-9-1958	* A	W	9	2	
4-13-1959	* A	W	11	0	
5-12-1959	* H	W	10	1	
4-23-1960	* H	W	12	10	
5-5-1960	* A	L	1	2	
4-18-1961	* H	W	21	5	
4-25-1961	* A	W	3	1	
4-24-1962	* A	W	5	4	
5-8-1962	* H	W	27	17	
4-23-1963	* H	W	9	2	
5-14-1963	* A	W	5	1	
4-28-1964	* A	W	4	2	
5-12-1964	* H	W	5	3	
5-4-1965	* H	W	18	1	
5-13-1965	* A	W	9	3	
4-26-1966	* H	W	11	6	
5-19-1966	* A	W	8	2	
4-11-1967	* A	L	1	4	
4-18-1967	* H	W	8	1	
4-16-1968	* H	W	6	5	
5-7-1968 ⁽¹⁾	* A	W ⁽⁷⁾	1	0	
5-7-1968 ⁽²⁾	* A	L ⁽⁷⁾	3	4	
4-16-1969	* A	T ⁽¹³⁾	4	4	
5-6-1969 ⁽¹⁾	* H	L ⁽⁷⁾	1	2	
5-6-1969 ⁽²⁾	* H	W ⁽⁷⁾	7	3	
4-14-1970 ⁽¹⁾	* A	L ⁽⁷⁾	1	2	
4-14-1970 ⁽²⁾	* A	W ⁽⁷⁾	2	1	
5-5-1970	* H	W	4	0	
4-25-1971	* H	W	8	2	
5-4-1971	* A	W	8	4	
4-4-1972	H	W	8	0	
4-5-1972	A	L	1	2	
4-21-1972	N3	W	5	2	
4-4-1973	A	W	4	2	
4-10-1973	H	L	1	3	
4-28-1973	N4	W	9	5	
3-28-1974	H	L	0	3	
4-16-1975	A	L	2	6	
4-2-1976	A	W	10	6	
4-13-1976	H	L	3	4	
5-22-1976	\$	A	W	10	4
3-28-1977	H	L	1	2	
4-12-1977 ⁽¹⁾	A	L ⁽⁷⁾	6	7	
4-12-1977 ⁽²⁾	A	L ⁽⁷⁾	2	7	
4-1-1978	A	W	10	2	
4-2-1978	A	L	6	10	
4-30-1978	H	W	11	4	
3-24-1979	A	W	3	1	
3-25-1979	A	L	6	7	
4-14-1979	H	W	1	0	
4-15-1979	H	W	6	3	
4-15-1980	H	W	9	3	
4-16-1980	H	W	4	3	
5-10-1980	A	L	1	6	
5-11-1980	A	L	1	4	
5-24-1980	\$	H	W	6	2
5-25-1980	\$	H	W	17	12
4-3-1981	A	L	2	6	
4-4-1981	A	L	7	12	
4-13-1981	H	W ⁽¹¹⁾	5	4	

4-14-1981	H	L	2	12
4-11-1982	H	W	4	1
4-12-1982	H	L	4	5
5-16-1982	A	L	5	11
5-17-1982	A	L	1	4
3-4-1983	H	W	8	0
4-26-1983	H	L ⁽¹⁰⁾	3	8
4-30-1983	A	W	8	1
5-1-1983	A	L	3	4
4-26-1985	A	L	2	14
4-27-1985	A	L	6	11
4-28-1985	A	L	5	6
5-14-1985	H	L	6	12
5-15-1985	H	L	6	8
5-16-1985	H	L	3	8
4-25-1986	H	W	16	5
4-26-1986	H	W	9	5
4-27-1986	H	L ⁽¹²⁾	4	9
5-3-1986	A	W	14	11
5-4-1986	A	L	0	5
5-5-1986	A	W	7	6
4-20-1987	H	W	5	3
4-21-1987	H	W	7	3
5-2-1987	A	W	5	3
5-3-1987	A	W	8	7
4-22-1988	H	W	7	6
4-23-1988	H	L	7	11
4-24-1988	H	W	8	5
4-30-1988	A	W	5	2
5-1-1988	A	L	6	7
3-31-1989	H	W	7	1
4-1-1989	H	W	12	6
4-2-1989	H	W	9	6
4-20-1989	A	W	5	3
4-21-1989	A	L	3	8
4-22-1989	A	L	1	7
3-31-1990	N5	W	6	0
4-1-1990	H	W ⁽¹¹⁾	6	5
4-2-1990	H	W	9	0
4-12-1990	A	L	2	21
5-6-1990 ⁽¹⁾	A	L	4	5
5-6-1990 ⁽²⁾	A	L ⁽⁷⁾	3	7
3-22-1991	A	L	4	12
3-23-1991	A	L	10	11
3-24-1991	A	W	5	3
3-28-1991	H	W ⁽⁷⁾	7	5
4-4-1991	H	W	10	1
4-25-1991	H	W	7	6
3-26-1992	A	L	6	8
4-8-1992	H	W	5	3
4-21-1992	H	W	10	9
4-6-1993	H	W	17	3
4-7-1993	A	W	9	8
4-21-1993	H	W ⁽¹¹⁾	8	7
5-12-1993	A	L	5	8
3-16-1994	H	L	4	7
4-6-1994	A	W	7	2
4-13-1994	A	L ⁽¹⁷⁾	4	5
4-20-1994	H	L	3	4
3-28-1995	A	L	2	4
4-4-1995	H	W	7	2
4-12-1995	H	W	11	1
4-26-1995	A	W	18	6
4-3-1996	A	W	4	2
4-10-1996	H	W	11	0
4-17-1996	H	W	8	0
4-23-1996	A	W	7	5
4-2-1997	H	L	3	11
4-9-1997	A	W	15	1
4-16-1997	H	W	12	9
4-23-1997	A	L	16	38
4-1-1998	A	W	6	4
4-14-1999	A	W	8	7
4-21-1999	H	W	5	4
4-12-2000	H	L	3	6
4-19-2000	A	L ⁽¹²⁾	8	9
3-3-2001	H	L	8	21
3-4-2001	A	W	7	4
4-18-2001	A	L	3	9
4-25-2001	H	L	1	2
3-2-2002	A	W	9	7
3-3-2002	H	W ⁽¹⁰⁾	11	10

4-17-2002	H	L	6	8
4-24-2002	A	W	4	1
6-19-2002	! N6	L	4	12
6-21-2002	! N6	L	2	10
3-1-2003	H	W	8	0
3-2-2003	A	L	4	6
4-2-2003	A	W	4	2
4-9-2003	H	W	4	2
3-6-2004	A	L	2	5
3-7-2004	H	L ⁽¹⁰⁾	7	8
4-7-2004	H	W	9	4
4-14-2004	A	W	13	5
3-12-2005	H	L	3	6
3-13-2005	A	L	5	6
4-13-2005	H	W	12	2
4-20-2005	A	W	7	5
3-4-2006	A	L	2	6
3-5-2006	H	W	6	4
4-5-2006	A	W	3	2
4-12-2006	H	W	10	5
3-3-2007	H	L	0	12
3-4-2007	A	L	2	3
4-18-2007	A	L	2	4
4-25-2007	H	W	14	5
3-1-2008	A	L	1	10
3-2-2008	H	L	1	5
4-9-2008	A	L	1	7
4-16-2008	H	L	0	6
2-28-2009	H	L	1	3
4-7-2009	A	L	6	7
4-8-2009	H	W	7	5
4-22-2009	A	W	12	2

South Carolina-Upstate

Overall: 1-0
at Clemson: 1-0
at Doug Kingsmore Stadium: 1-0
Under **Jack Leggett**: 1-0
Longest CU Win Streak: 1⁽²⁰⁰⁹⁾
Biggest CU Win: 14-0⁽²⁰⁰⁹⁾

Date	Site	W-L	CU	Op
3-18-2009	H	W	14	0



Game Results vs. 2010 Opponents

3-17-1991	*	H	W	12	8
5-14-1991	+	N5	W ⁽¹¹⁾	7	4
3-20-1992	*	A	W	8	6
3-21-1992	*	A	W	5	3
3-22-1992	*	A	W	8	2
5-9-1992	+	N5	W ⁽¹⁰⁾	3	2
3-12-1993	*	H	W	15	1
4-1-1994	*	A	W	3	2
4-2-1994	*	A	W	11	6
4-3-1994	*	A	W	11	4
4-7-1995	*	H	W	5	4
4-8-1995	*	H	W	9	0
4-9-1995	*	H	W	5	2
3-29-1996	*	A	W	8	1
3-30-1996	*	A	L	2	3
3-31-1996	*	A	W	9	3
5-17-1996	+	N3	L	2	4
3-14-1997	*	H	W	3	2
3-15-1997	*	H	W	6	1
3-16-1997	*	H	W	7	3
4-3-1998	*	A	W	9	7
4-4-1998	*	A	L	6	7
4-5-1998	*	A	W	15	6
5-1-1999⁽¹⁾	*	H	L	3	9
5-1-1999⁽²⁾	*	H	W ⁽¹¹⁾	5	4
5-2-1999	*	H	W	12	5
5-13-2000 ⁽¹⁾	*	A	W	9	7
5-13-2000 ⁽²⁾	*	A	L	0	11
5-14-2000	*	A	W	20	9
5-17-2000	+	N6	W	9	5
5-20-2000	+	N6	W	12	5
5-12-2001⁽¹⁾	*	H	W	8	1
5-12-2001⁽²⁾	*	H	W	17	1
5-13-2001	*	H	W	5	4
5-16-2001	+	N6	L	3	7
5-11-2002	*	A	W	15	4
5-12-2002	*	A	W	15	2
5-13-2002	*	A	W	5	3
4-4-2003	*	H	W	9	4
4-5-2003	*	H	L	1	4
4-6-2003	*	H	W	9	2
4-9-2004	*	A	L	1	5
4-10-2004 ⁽¹⁾	*	A	L	3	4
4-10-2004 ⁽²⁾	*	A	L	1	3
4-15-2005	*	H	W	13	4
4-16-2005	*	H	W	3	2
4-17-2005	*	H	L	2	9
5-25-2005	+	N7	L	1	8
5-28-2005	+	N7	L	4	5
3-17-2006	*	A	L	1	2
3-18-2006	*	A	L	2	10
3-19-2006	*	A	L	4	7
4-20-2007	*	H	L	3	5
4-21-2007	*	H	L	0	3
4-22-2007	*	H	W	2	1
5-21-2009	+	N3	L	5	6

* - ACC regular-season game; + - ACC Tournament; N1 - Chapel Hill, NC; N2 - Raleigh, NC; N3 - Durham, NC; N4 - Atlanta, GA; N5 - Greenville, SC; N6 - Fort Mill, SC; N7 - Jacksonville, FL

Virginia Tech

Overall:	31-21-2
at Clemson:	18-7-1
at Doug Kingsmore Stadium:	12-2
at Virginia Tech:	8-13-1
at Neutral:	5-1
ACC Regular-Season Games:	12-3
One-Run Games:	6-5
Extra-Inning Games:	2-0-1
Under Jack Leggett :	15-3
Longest CU Win Streak:	1 ^[2005-08]
Longest VAT Win Streak:	4 ^[1916-25]
Biggest CU Win:	11-0 ^[1966]
Biggest VAT Win:	20-6 ^[1985]
Date	Site	W-L CU Op
4-5-1902	N1	W ⁽⁷⁾ 9 0
4-13-1916	H	W 11 1
4-14-1916	H	L 3 4
5-1-1916	A	L 7 10
4-25-1923	H	L 4 12

5-8-1925		H	L	1	4
3-22-1948		H	T ⁽¹⁰⁾	8	8
5-26-1950		N2	W	1	0
5-22-1954	^	H	L	10	11
5-24-1954	^	A	L	1	7
3-21-1966		H	W	11	0
3-22-1966		H	W	9	6
5-16-1967 ⁽¹⁾		A	W ⁽⁷⁾	6	1
5-16-1967 ⁽²⁾		A	L ⁽⁷⁾	2	4
3-22-1968		H	L ⁽⁶⁾	2	6
3-23-1968		H	W	2	1
3-21-1969		H	W	5	4
3-22-1969		H	W ⁽⁷⁾	5	4
5-14-1969		A	L	2	3
5-15-1969		A	L	1	8
3-18-1970		N3	W ⁽⁸⁾	5	4
3-19-1970		N3	W ⁽⁷⁾	6	3
5-13-1970		A	L	5	14
5-14-1970		A	L	0	1
5-15-1971		A	W ⁽⁷⁾	6	4
3-17-1972		N3	W	6	4
3-18-1972		N3	L	3	4
5-7-1979		A	L	8	12
5-3-1980		H	L	2	4
5-4-1980		H	W	8	0
3-17-1984		H	L	3	7
3-18-1984		H	W	6	2
3-19-1984		H	W	8	0
3-15-1985		A	T ⁽⁸⁾	4	4
3-16-1985		A	L	7	14
3-17-1985		A	L	6	20
3-8-1996		H	W	8	4
3-9-1996		H	W	6	2
3-10-1996		H	W	4	0
5-8-2005	*	A	L	7	11
5-9-2005	*	A	W	7	0
5-10-2005	*	A	W	6	2
4-28-2006	*	H	W	11	2
4-29-2006	*	H	W	11	4
4-30-2006	*	H	W	7	3
4-6-2007	*	A	W	6	3
4-7-2007	*	A	W	8	5
4-8-2007	*	A	W ⁽¹⁰⁾	5	2
4-25-2008	*	H	W	13	5
4-26-2008	*	H	W	8	7
4-27-2008	*	H	W	10	2
4-17-2009	*	A	L	2	5
4-18-2009	*	A	L	3	7
4-19-2009	*	A	W	8	1

^ - NCAA District III play-in game (not counted as NCAA Tournament game); * - ACC regular-season game; N1 - Charleston, SC; N2 - Greensboro, NC; N3 - Statesboro, GA

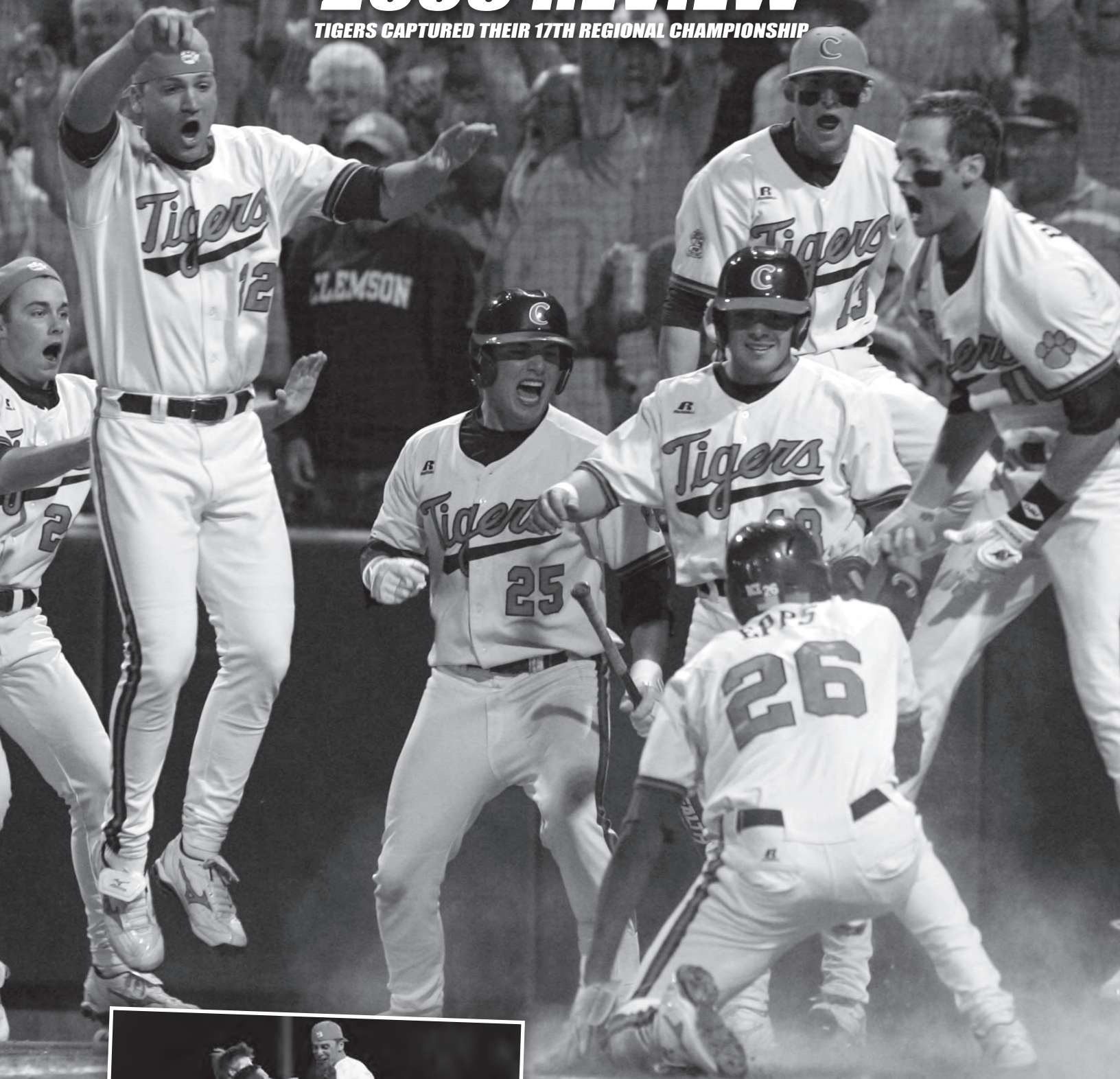
Wake Forest

Overall:	118-47-1
at Clemson:	59-18-1
at Doug Kingsmore Stadium:	47-7
at Wake Forest:	45-25
at Neutral:	14-4
ACC Regular-Season Games:	101-35-1
ACC Tournament Games:	12-5
One-Run Games:	26-11
Extra-Inning Games:	10-2
Under Jack Leggett :	39-15
Longest CU Win Streak:	18 ^[1984-90]
Longest WFU Win Streak:	6 ^[1921-52, 98-99]
Biggest CU Win:	26-1 ^[2006]
Biggest WFU Win:	20-4 ^[1962]
Date	Site	W-L CU Op
4-30-1901	H	W 14 1
4-21-1903	H	W 18 3
4-25-1913	H	L 1 6
4-16-1918	H	W 7 2
4-21-1921	H	L 3 5
5-26-1950	N1	L 2 14
5-5-1951	H	L ⁽¹⁰⁾ 8 12
4-7-1952	H	L 5 12
4-8-1952	H	L 14 16
4-15-1952	A	L 7 11
4-15-1954	*	A W 5 3

4-20-1954	*	A	W	5	0
4-25-1955	*	A	L	4	11
5-6-1955	*	H	L	11	15
4-14-1956	*	H	T ⁽⁴¹⁻²⁾	6	6
5-7-1956	*	A	L ⁽⁸⁾	0	14
4-13-1957	*	H	L	6	9
4-23-1957	*	A	L	1	6
4-17-1958	*	H	W	12	8
4-26-1958	*	A	L	4	5
4-1-1959	*	H	W	4	3
4-25-1959	*	A	W	6	5
5-16-1959	^	N2	W	4	2
5-2-1960⁽¹⁾	*	H	W	15	5
5-2-1960⁽²⁾	*	H	L ⁽⁷⁾	2	3
4-8-1961	*	H	L	0	5
5-5-1961	*	A	L	3	4
4-20-1962	*	H	W	6	4
5-4-1962	*	A	L	4	20
5-14-1962	%	N3	W	6	0
4-26-1963	*	A	L	5	14
5-4-1963	*	H	L	8	14
4-25-1964	*	A	L ⁽¹¹⁾	3	4
5-1-1964	*	H	L	0	3
4-24-1965	*	H	W	9	5
5-8-1965	*	A	W	2	0
4-5-1966	*	H	W	7	3
4-23-1966	*	A	L	5	6
4-14-1967	*	A	W	8	2
4-6-1968⁽¹⁾	*	H	W ⁽⁷⁾	11	0
4-6-1968⁽²⁾	*	H	W ⁽⁷⁾	9	0
5-10-1968	*	A	W ⁽¹⁰⁾	2	0
4-8-1969 ⁽¹⁾	*	A	W ⁽⁷⁾	4	3
4-8-1969 ⁽²⁾	*	A	L ⁽⁷⁾	0	11
5-9-1969	*	H	W	7	6
4-4-1970⁽¹⁾	*	H	W ⁽⁷⁾	2	1
4-4-1970⁽²⁾	*	H	W ⁽⁷⁾	5	0
5-15-1970	*	A	W	9	5
4-3-1971	*	H	W	2	1
5-14-1971	*	A	W	9	1
4-8-1972⁽¹⁾	*	H	W ⁽⁷⁾	2	0
4-8-1972⁽²⁾	*	H	W ⁽⁷⁾	4	3
5-5-1972	*	A	L	8	9
3-27-1973	*	A	W	7	0
4-9-1973	*	H	W	5	3
4-20-1973	+	N4	W	10	3
4-6-1974	*	A	W	7	0
4-20-1974	*	H	W	12	3
4-19-1975	*	A	W	7	2
4-20-1975	*	A	W	6	1
4-26-1975	+	N4	W	15	1
3-31-1976 ⁽¹⁾	%	N5	W	7	5
3-31-1976 ⁽²⁾	%	N5	W	4	2
4-23-1976	+	H	W	2	0
3-19-1977	*	A	W	11	6
3-20-1977	*	A	W	13	12
4-23-1977	+	H	L	4	5
4-24-1977	+	H	L	9	22
3-12-1978	*	H	W	8	1
3-13-1978	*	H	W	11	3
4-24-1978	+	H	W	7	2
4-8-1979	*	A	W ⁽¹⁶⁾	8	6
4-9-1979	*	A	W	13	7
3-14-1980	*	H	W ⁽¹⁰⁾	5	4
4-11-1980	*	A	L	4	5
4-22-1980	+	N6	W	4	0
3-20-1981	*	A	L	6	7
4-5-1981	*	H	W ⁽¹¹⁾	6	5
4-24-1981	+	N4	W ⁽¹⁰⁾	6	5
3-14-1982	*	H	W	13	1
3-26-1983	*	H	W	8	4
4-16-1983	*	A	L	2	7
4-6-1984	*	A	W	13	1
4-14-1984	*	H	W	9	3
3-23-1985	*	A	W	10	9
3-24-1985	*	A	W	7	4
3-29-1986	*	H	W	7	1
3-30-1986	*	H	W	22	2
5-14-1986	+	N7	W ⁽¹⁴⁾	6	5
4-10-1987	*	A	W	12	6
4-11-1987	*	A	W	13	11
4-16-1987	*	H	W	13	3
5-13-1987	+	N8	W	11	0

2009 REVIEW

TIGERS CAPTURED THEIR 17TH REGIONAL CHAMPIONSHIP



Jeff Schaus' two-run, walkoff double in the ninth inning lifted Clemson to a 5-4 win over Tennessee Tech on May 29 and sent the Tigers into a jubilant celebration. It was the first of four Tiger victories in the Clemson Regional.

Tigers Earned 34th NCAA Tournament Bid

Clemson played in its 34th NCAA Regional in 2009. The 34 appearances are sixth-most in NCAA history, trailing only Texas (53), Florida State (47), Miami (FL) (38), Oklahoma State (37), and Southern California (36).

Clemson Played in Eighth Super Regional

The Tempe Super Regional was the Tigers' eighth super regional appearance in the 11 years of the format. Since 1999, Clemson has missed playing in a super regional just three times (2003,04,08). Clemson has been to the NCAA Tourney every year since 1987, with the exception of the 2008 season. Clemson is tied for fifth in the nation in super regional appearances.

Super Regional Appearances

Rk	Team	SR	*CWS
1.	Cal State Fullerton	9	7
	Florida State	9	3
	Miami (FL)	9	6
	Rice	9	6
5.	Clemson	8	3
	Louisiana State	8	5
7.	South Carolina	7	3
	Stanford	7	6
9.	Texas	6	6
10.	Arizona State	5	3
	Georgia Tech	5	2
	North Carolina	5	4
	Southern California	5	2

* - 1999-09

Worth Noting

- Clemson did not lose more than two games in a row in 2009, the first time the Tigers accomplished that feat since 2000.
- Clemson won twice in one day on four different occasions in 2009, the most times that has happened since 1992. Prior to 2009, Clemson had a combined four days in the last seven years in which it won twice in one day.

Polls

The Tigers ended the 2009 season ranked in the top 16 of all three major polls, the fourth time that happened in the last five years. Clemson's highest final ranking was #14 in the **Sports Weekly** coaches poll. The Tigers were also ranked #15 in the **Collegiate Baseball** poll and #16 in the **Baseball America** poll.

Clemson has had at least one final top-25 ranking in 13 of Head Coach Jack Leggett's 16 seasons in Tiger-town. The Tigers have also been ranked #1 for 20 weeks by at least one of the three major polls under Leggett.

Tigers Third in Overall ACC Standings

Thanks to a regular-season-ending sweep at N.C. State from May 14-16, Clemson (19-11) finished in third place in the overall ACC standings behind Florida State (19-9) and North Carolina (19-10). The Tigers also tied Florida State and North Carolina for the most ACC regular-season wins in 2009.

Close Games the Norm

Clemson had a 44-22 overall record in 2009. Incredibly, 17 of its 22 losses were by three runs or less, as the Tigers lost seven one-run games, four two-run games, and six three-run games. Two of the other five losses were by four runs, meaning the Tigers lost by more than four runs just three times all season. In their 44 wins, the Tigers outscored their opponents 370-131, an average margin of 5.4 runs per win. In Clemson's 22 losses, it was outscored 148-83, an average margin of just 3.0 runs per loss.

Tigers' Two Double-Digit Home Run Streaks

In 2009, Clemson had two home runs streaks of 10 games or more. The Tigers hit at least one home run in 11 straight games from April 8-22. It was the Tigers' longest streak since 2002, when Clemson hit a home run in 11 consecutive games from May 25 to June 19. The longest Tiger homer streak prior to the 11-game streak in 2002 was in 1996, when Clemson had a 13-game homer streak from March 31 to April 17. Earlier in 2009, the Tigers also had a 10-game streak of hitting at least one home run.

Tigers Fifth in the Nation in ERA

Clemson allowed just 4.2 runs per game in 2009, the fifth-best mark in the nation behind only Virginia, Arizona State, Texas, and Cal State Fullerton. Clemson had a 3.68 ERA, also fifth-best in the nation, and allowed just 36 unearned runs despite committing 84 errors on defense, proof of the pitchers' ability to overcome miscues behind them. A sign of the team concept of the Tiger pitching staff is the fact that Clemson did not have a single pitcher named First or Second-Team All-ACC despite having the nation's fifth-best ERA. That is Clemson's best national finish since 1996, when that team lead the nation in ERA (3.03).

Finding the Zone

The Tiger pitching staff had a solid 2.70-to-1 strikeout-to-walk ratio in 2009, as it had 548 strikeouts against only 203 walks. That mark was second-best in

Tiger history, trailing only the 3.16 mark by the 1996 team. Among the team leaders in strikeout-to-walk ratio were Casey Harman (5.56-to-1) and Graham Stoneburner (3.74-to-1).

Tigers Pitch First No-Hitter Since 1984

Five righthanders combined to pitch a no-hitter in Clemson's 14-0 win over South Carolina-Upstate at Doug Kingsmore Stadium on March 18. Justin Sarratt, Scott Weismann, Kyle Deese, Tomas Cruz, and Matt Vaughn combined to allow just two baserunners, one on an error in the outfield on a routine flyball in the first inning and one on a walk in the eighth inning. The Tigers turned a double play in the eighth inning, meaning the five pitchers combined to face just one batter over the minimum.

Attendance Strong Again in 2009

Clemson averaged 4,727 fans in its 36 home dates in 2009, the third-best average in school history, as the Tigers drew 170,156 fans at Doug Kingsmore Stadium. Clemson's top-six average attendance figures have all been established since 2004.

Clemson Single-Season Attendance Bests

Rk	Year	Dates	Attendance	Avg.
1.	2007	34	163,537	4810
2.	2006	39	184,946	4742
3.	2009	36	170,156	4727
4.	2008	30	140,040	4668
5.	2005	32	129,553	4049
6.	2004	32	116,781	3649

Nine Tigers Picked in MLB Draft

Nine Tigers were taken in the Major League draft from June 9-11, 2009. The nine draft picks tied for fourth-most in the nation, behind only Georgia (11), Mississippi (11), and Florida (10). It also tied for the third-most draft picks in Clemson history.

Junior first-baseman Ben Paulsen was Clemson's highest draft pick in 2009, as he was a third-round selection of the Rockies. Freshman lefthander Chris Dwyer was taken in the fourth round by the Royals. He became the first-ever first-year freshman from a four-year college selected in the draft, which dates back to 1965.

With the nine selections, Jack Leggett has had a total of 79 players drafted in his 16 seasons as head coach at Clemson. Fourteen of those 79 players were drafted twice, meaning a Tiger has been drafted 93 times in his tenure. Thirteen more Tigers have signed free-agent contracts as well.

2009 Tiger Draftees

#	Player, Pos.	Cl.	Rd	Pick	Team
10	Ben Paulsen, 1B	Jr.	3	90	Rockies
28	Chris Dwyer, LHP	Fr.	4	122	Royals
45	Ryan Hinson, LHP	Sr.	10	294	Padres
15	Graham Stoneburner, RHP	*So.	14	435	Yankees
32	Trey Delk, RHP	*Sr.	29	883	White Sox
5	Mike Freeman, INF	Jr.	36	1086	Diamondbacks
21	Matt Sanders, INF	Sr.	41	1231	Rockies
8	Clinton McKinney, RHP	Sr.	48	1441	Rockies
18	Addison Johnson, OF	*So.	48	1443	Athletics

* - spent one season as a red-shirt player

Parker Quickest to 25 Career Home Runs

Sophomore Kyle Parker established a school record when he hit his 11th home run of the season and 25th of his two-year career in the Tigers' 11-3 win over North Carolina-Wilmington on May 9, 2009. His home run, which went over the "batters eye" in centerfield at Doug Kingsmore Stadium, gave him 25 career homers in just 103 games.

The Tigers won their eighth regional championship in the last 11 seasons when they topped Oklahoma State 6-5 on June 1 at Doug Kingsmore Stadium.



Ben Paulsen (right) and Kyle Parker (left) were Clemson's top-two run-producers in 2009. They combined for 25 homers and 113 RBIs.

That long ball established a school record for fewest games to reach 25 career home runs. The previous record was held by Matthew LeCroy, who hit his 25th career long ball in his 105th career game. LeCroy went on to an eight-year career in the Major Leagues in which he hit 60 home runs from 2000-07. LeCroy finished his Tiger career with 53 home runs, fourth-most in school history.

Fastest to 25 Career Homers in Clemson History

Rk	Player	Years	Games
1.	Kyle Parker	2008,09	103
2.	Matthew LeCroy	1995-97	105
3.	Mike Couture	1987-90	111
4.	Jeff Baker	2000-02	112
5.	Bill Foley	1975-77	117
	Patrick Boyd	1998-01	117
7.	Brad McCann	2003,04	119
8.	Ray Williams	1984-87	125
9.	Eric Macrina	1988-91	126
10.	Kris Harvey	2003-05	128

Parker's Two-Sport Day

April 11, 2009 is a day Kyle Parker will never forget. At 1:00 PM, he suited up to start for the White squad in Clemson's Spring Football Game. All he did was complete 13-21 passes for 171 yards and one touchdown against no interceptions along with a rushing touchdown to lead his team to a 30-13 victory in the game that ended at approximately 3:10 PM. But his day was far from over.

Since Clemson's series-opener scheduled for the previous night was rained out, Clemson and #5 Miami (FL) played a doubleheader beginning at 3:34 PM on Saturday. Parker rushed to change out of his football uniform at Memorial Stadium, had to run across the street, then change into his baseball uniform at Doug Kingsmore Stadium.

He did not make it in time to be penciled in the starting lineup for the first game, but he came off the bench in the third inning to hit a pinch-hit single to score a run. For that game, he was 2-for-4 with a homer and three RBIs. Then in the second game of the doubleheader, he was 1-for-3 with a homer, two RBIs, and a walk. Therefore in the doubleheader, he was 3-for-7 with two home runs and five RBIs. All in a day's work for Parker.

Parker also received ACC Player-of-the-Week honors on April 13 for his efforts in five games from April 7-12. He went 8-for-18 (.444) with two doubles, two homers, 11 RBIs, four runs, and three walks in the five

games, two against arch-rival South Carolina and three against the #5 Hurricanes. He had at least one hit and one RBI in all five games (and at least two RBIs in four of the five games) during the week.

Paulsen Led Tigers in Hitting

Junior first-baseman Ben Paulsen hit a team-best .367 in 66 games in 2009. The .367 batting average was the best mark by a Tiger since 2004. He also had 18 doubles, four triples, 13 homers, 61 RBIs, a .618 slugging percentage, and a team-high .435 on-base percentage. He had a team-high 28 multi-hit games, including two four-hit games, 10 three-hit games, and 16 two-hit games, and a team-high 18 multi-RBI games.

He had one of his best ACC series at Boston College on March 27,28. In three games, he was 6-for-10 with four runs, two triples, one homer, five RBIs, and three walks to lead the Tigers to two wins in three games against the Eagles. The following weekend in the series against Duke, he was 7-for-12 with four runs, two doubles, two homers, and eight RBIs.

He also came up big in the Clemson Regional. He was 7-for-18 (.389) with two doubles, two homers, five RBIs, five runs, and four walks in five games. For his efforts, he was named to the Clemson Regional All-Tournament team.

Schaus Named First-Team All-ACC

Sophomore outfielder Jeff Schaus was named First-Team All-ACC in 2009. The team was compiled by a vote of the 12 ACC head coaches. Schaus was one of five first-team outfielders and was the lone Tiger to earn First or Second-Team All-ACC honors.

Schaus, a graduate of Barron Collier High School in Naples, FL, hit .320 with 14 doubles, one triple, 13 homers, 50 RBIs, nine stolen bases, and a .424 on-base percentage thanks to tallying 42 walks against only 29 strikeouts in 247 at-bats.

Another important reason for his first-team selection was the fact that he hit a team-high .367 with a .445 on-base percentage thanks to 14 walks against only 10 strikeouts in ACC regular-season games.

Schaus was the lone All-ACC honoree for the Tigers in 2009. It was the first time since 1957 that Clemson had less than two All-ACC players. Considering the fact that Clemson had a top-15 ranking in the final polls, advanced to the Tempe Super Regional, and finished third in the overall ACC standings, that proved the "team concept" of the 2009 Tigers.

Tiger Tidbits

Clemson's Record...

In All Games:	44-22
In Home Games:	31-9
In Road Games:	10-11
In Neutral-Site Games:	3-2
In All ACC Regular-Season Games:	19-11
In Home ACC Regular-Season Games:	11-4
In Road ACC Regular-Season Games:	8-7
In All Non-ACC Regular-Season Games:	20-6
In Home Non-ACC Regular-Season Games:	16-4
In Road Non-ACC Regular-Season Games:	2-2
In Neutral Non-ACC Regular-Season Games:	2-0
In ACC Tournament Games:	1-2
In NCAA Tournament Games:	4-3
In February:	4-1
In March:	14-7
In April:	12-7
In May:	13-5
In June:	1-2
On Monday:	2-0
On Tuesday:	7-3
On Wednesday:	7-1
On Thursday:	1-1
On Friday:	8-5
On Saturday:	10-7
On Sunday:	9-5
After a Loss:	15-6
Against Top-25 Teams:	8-11
Against Top-10 Teams:	6-8
Against Top-5 Teams:	6-8
In Day Games:	22-12
In Night Games:	22-10
Against Lefty Starters:	17-10
Against Righty Starters:	27-12
In 1-Run Games:	9-7
In 2-Run Games:	4-4
In 3-Run Games:	7-6
When Scoring First:	33-15
When Leading at the End of 7 Innings:	39-3
When Trailing at the End of 7 Innings:	3-16
When Tied at the End of 7 Innings:	2-3
When Leading at the End of 8 Innings:	39-4
When Trailing at the End of 8 Innings:	2-16
When Tied at the End of 8 Innings:	3-2
In Extra Innings:	4-1
When Scoring 5 or More Runs:	41-7
When Allowing Less Than 5 Runs:	33-5
When Out-Hitting Opponents:	35-7
When Clemson Had 10 or More Hits:	31-6
When Clemson Hit a Home Run:	36-10
When Clemson Committed 0 or 1 Errors:	31-10

Inning-By-Inning Scoring

Team	1	2	3	4	5	6	7	8	9	Ex.
Clemson	77	35	74	35	51	38	54	58	25	6
Opponents	27	24	31	35	40	34	21	26	37	4

Tiger Multiple Hit Game Leaders

# Player	2	3	4	5+	Total
10 Ben Paulsen	16	10	2	--	28
5 Mike Freeman	15	6	4	--	25
3 Jeff Schaus	15	4	2	--	21
12 Wilson Boyd	14	3	2	--	19
17 John Nester	14	2	--	--	16
25 Kyle Parker	9	4	1	--	14
13 Brad Miller	9	4	--	--	13
Clemson	118	45	11	0	174

Tiger Multiple RBI Game Leaders

# Player	2	3	4	5+	Total
10 Ben Paulsen	12	6	--	--	18
25 Kyle Parker	5	9	1	--	15
12 Wilson Boyd	8	5	1	--	14
3 Jeff Schaus	8	2	3	--	13
5 Mike Freeman	7	2	--	1	10
13 Brad Miller	8	2	--	--	10
17 John Nester	8	1	--	--	9
Clemson	72	30	7	1	110

#	Player	Avg	GP-GS	AB	R	H	2B	3B	HR	RBI	TB	Slg%	BB	HP	SO	GDP	OB%	SF	SH	SB-SBA
10	Ben Paulsen	.367	66-66	259	56	95	18	4	13	61	160	.618	33	2	39	3	.435	5	3	3-4
12	Wilson Boyd	.341	52-49	182	35	62	15	3	3	46	92	.505	24	1	22	3	.418	1	3	5-5
5	Mike Freeman	.328	66-66	268	60	88	16	5	4	44	126	.470	42	2	43	9	.414	7	4	11-16
3	Jeff Schaus	.320	66-65	247	60	79	14	1	13	50	134	.543	42	5	29	5	.424	3	1	9-14
13	Brad Miller	.273	66-66	238	49	65	6	1	3	36	82	.345	53	2	35	1	.405	3	5	16-21
25	Kyle Parker	.255	63-60	231	48	59	7	0	12	52	102	.442	29	7	52	9	.349	5	3	6-6
----- Others -----																				
2	Jason Stolz	.315	55-42	143	29	45	7	0	1	21	55	.385	16	4	26	4	.399	0	6	7-10
17	John Nester	.304	57-46	168	25	51	11	0	5	33	77	.458	9	0	36	6	.333	3	4	1-1
26	Chris Epps	.297	56-29	128	32	38	6	2	4	27	60	.469	25	3	32	2	.415	3	2	9-11
21	Matt Sanders	.295	49-31	122	14	36	5	0	3	20	50	.410	7	1	19	2	.336	1	3	1-1
30	Will Lamb	.268	27-11	56	8	15	3	0	0	6	18	.321	4	0	10	2	.317	0	0	4-5
20	Richard Mounce	.238	26-7	42	1	10	4	0	1	8	17	.405	2	0	18	0	.273	0	0	0-0
18	Addison Johnson	.217	50-36	138	25	30	6	0	2	14	42	.304	14	5	40	1	.310	1	5	9-12
9	Phil Pohl	.194	40-20	67	9	13	4	0	1	3	20	.299	10	5	15	0	.341	0	2	0-0
37	Adam Ward	.167	10-0	6	2	1	0	0	0	0	1	.167	2	0	1	0	.375	0	0	0-0
45	Ryan Hinson	----	2-0	0	0	0	0	0	0	0	0	----	0	0	0	0	----	0	0	0-0
6	Stan Widmann	----	1-0	0	0	0	0	0	0	0	0	----	0	0	0	0	----	0	0	0-0
CLEMSON		.299	66-66	2295	453	687	122	16	65	421	1036	.451	312	37	417	47	.387	32	41	81-106
OPPONENTS		.253	66-66	2246	279	569	87	14	60	250	864	.385	203	41	548	61	.324	19	36	58-80


LOB - Team (539), Opp (483). DPs turned - Team (69), Opp (60). CI - Team (0), Opp (1). IBB - Team (9), Paulsen 3, Parker 2, Schaus 2, Boyd 1, Nester 1, Opp (6).

#	Player	ERA	W-L	APP	GS	CG	SHO/CBO	SV	IP	H	R	*ER	BB	SO	AB	O/BA	WP	HBP	BK
36	Casey Harman	3.95	7-3	22	13	0	0/0	1	86.2	98	40	38	16	89	347	.282	5	4	4
28	Chris Dwyer	4.92	5-6	17	17	1	0/1	0	86.0	76	52	47	33	95	322	.236	3	9	1
----- Others -----																			
33	Scott Weismann	1.23	3-1	17	3	0	0/2	1	36.2	26	6	5	15	28	126	.206	2	1	0
19	Kevin Brady	1.69	0-0	4	3	0	0/1	0	10.2	9	2	2	5	8	40	.225	1	3	0
30	Will Lamb	2.45	0-0	15	1	0	0/1	1	22.0	22	6	6	8	15	86	.256	1	5	1
35	Craig Gullickson	2.45	1-0	9	0	0	0/1	0	11.0	4	6	3	9	10	36	.111	0	1	0
43	Kyle Deese	2.70	0-0	7	0	0	0/1	0	6.2	3	3	2	9	7	22	.136	1	0	0
22	Matt Vaughn	2.80	4-1	22	0	0	0/1	4	35.1	37	15	11	11	24	132	.280	0	2	0
42	Josh Thrailkill	3.00	0-0	3	0	0	0/0	0	3.0	2	1	1	0	1	10	.200	0	0	0
44	Tomas Cruz	3.33	2-3	24	0	0	0/1	0	46.0	32	19	17	16	39	164	.195	6	3	1
32	Trey Delk	3.44	4-1	11	11	0	0/0	0	49.2	53	21	19	22	41	195	.272	5	2	0
15	Graham Stoneburner	3.52	7-4	20	7	0	0/1	1	64.0	70	29	25	19	71	247	.283	6	3	1
39	Alex Frederick	3.72	1-0	6	0	0	0/0	0	9.2	11	5	4	4	8	38	.289	1	0	0
45	Ryan Hinson	3.76	2-1	28	2	0	0/1	0	38.1	33	20	16	18	47	145	.228	3	6	3
8	Clinton McKinney	4.30	4-0	13	0	0	0/0	0	23.0	23	12	11	8	22	82	.280	1	1	1
29	David Haselden	4.58	1-0	7	2	0	0/1	0	17.2	21	10	9	1	16	70	.300	1	1	0
23	Justin Sarratt	5.10	3-2	16	7	0	0/1	1	42.1	41	27	24	9	26	160	.256	1	0	0
20	Richard Mounce	7.94	0-0	5	0	0	0/0	0	5.2	8	5	5	0	1	24	.333	0	0	0
CLEMSON		3.68	44-22	66	66	1	4/4	13	594.1	569	279	243	203	548	2246	.253	37	41	12
OPPONENTS		6.12	22-44	66	66	1	0/0	11	575.1	687	453	391	312	417	2295	.299	53	37	8

PB - Team (9), Nester 8, Pohl 1, Opp (9). Pickoffs - Team (13), McKinney 6, Dwyer 1, Gullickson 1, Harman 1, Haselden 1, Lamb 1, Pohl 1, Weismann 1, Opp (17). IBB - Team (6), Harman 2, Cruz 1, Dwyer 1, R. Hinson 1, Vaughn 1, Opp (9). * - Clemson had two team unearned runs; Note: **Bold** denotes returning player.

Fielding

#	Player	GP-GS	C	PO	A	E	Fld %	DP
23	Justin Sarratt	16-7	12	2	10	0	1.000	0
20	Richard Mounce	30-7	10	10	0	0	1.000	0
33	Scott Weismann	17-3	8	4	4	0	1.000	0
22	Matt Vaughn	22-0	6	1	5	0	1.000	0
29	David Haselden	7-2	5	1	4	0	1.000	0
37	Adam Ward	10-0	5	4	1	0	1.000	0
43	Kyle Deese	7-0	3	1	2	0	1.000	1
39	Alex Frederick	6-0	1	0	1	0	1.000	1
12	Wilson Boyd	52-49	85	83	1	1	.988	0
17	John Nester	57-46	381	345	31	5	.987	6
10	Ben Paulsen	66-66	592	552	32	8	.986	63
5	Mike Freeman	66-66	326	122	197	7	.979	53
9	Phil Pohl	40-20	212	192	15	5	.976	0
25	Kyle Parker	63-60	84	81	1	2	.976	0
3	Jeff Schaus	66-65	83	77	4	2	.976	1
18	Addison Johnson	50-36	120	114	2	4	.967	0
2	Jason Stolz	55-42	101	22	75	4	.960	6
30	Will Lamb	42-12	25	21	3	1	.960	1
15	Graham Stoneburner	20-7	15	4	10	1	.933	0
26	Chris Epps	56-29	14	12	1	1	.929	0
13	Brad Miller	66-66	293	104	166	23	.922	50
28	Chris Dwyer	17-17	23	7	14	2	.913	0
44	Tomas Cruz	24-0	11	2	8	1	.909	0
32	Trey Delk	11-11	10	3	6	1	.900	0
21	Matt Sanders	49-31	60	13	39	8	.867	3
36	Casey Harman	22-13	15	3	10	2	.867	0
45	Ryan Hinson	28-2	5	0	4	1	.800	1
8	Clinton McKinney	13-0	13	2	7	4	.692	0
CLEMSON		66-66	2524	1783	657	84	.967	69
OPPONENTS		66-66	2487	1726	673	60	.965	60



Second-baseman Mike Freeman batted .328 at the plate and committed just seven errors during the 2009 season.

44-22 Overall, 19-11 ACC Regular Season, 1-2 ACC Tournament, 4-3 NCAA Tournament, 31-9 Home, 10-11 Away, 3-2 Neutral, 22-12 Day, 22-10 Night, 9-7 One-Run Games, 4-1 Extra Innings, 8-11 vs. Top-25 Teams

Date	Opponent (Rank)	W-L	Score	Site	CU Rank	Clemson Pitcher	Opp. Pitcher	Time	CU R-H-E	Opp. R-H-E	Attendance
2-20	Charlotte	W	8 - 3	H	19 - NR - 25	• Delk (1-0)	• Yermal (0-1)	2:37	8 - 11 - 0	3 - 9 - 6	4,968
2-21	Charlotte	W	4 - 0	H	19 - NR - 25	• Dwyer (1-0)	• Smith (0-1)	2:30	4 - 8 - 1	0 - 4 - 1	5,681
2-22	Charlotte	W ⁽¹⁰⁾	6 - 5	H	19 - NR - 25	R. Hinson (1-0)	Pierce (0-1)	2:58	6 - 7 - 0	5 - 10 - 1	3,730
2-25	Wofford	W	8 - 2	H	19 - 25 - 25	Harman (1-0)	Rowland (0-1)	2:45	8 - 9 - 2	2 - 9 - 0	3,609
2-28	South Carolina	L	1 - 3	H	19 - 25 - 25	Stoneburner (0-1)	Farotto (1-0)	2:44	1 - 2 - 0	3 - 9 - 0	4,917
3- 3	Furman	L ⁽¹⁴⁾	2 - 4	H	19 - 19 - 21	Cruz (0-1)	DeDecker (2-0)	3:51	2 - 6 - 0	4 - 6 - 0	3,255
3- 4	North Carolina-Asheville	W	17 - 2	H	19 - 19 - 21	Sarratt (1-0)	• Wohlwend (1-3)	3:07	17 - 15 - 2	2 - 4 - 2	3,338
3- 6	* North Carolina (3-3-2)	W ⁽¹⁰⁾	5 - 4	A	19 - 19 - 21	Cruz (1-1)	Moran (0-1)	3:01	5 - 9 - 2	4 - 7 - 2	2,211
3- 7	* North Carolina (3-3-2)	L	2 - 5	A	19 - 19 - 21	• Stoneburner (0-2)	• Warren (2-0)	2:50	2 - 3 - 2	5 - 6 - 3	4,100
3- 8	* North Carolina (3-3-2)	L	8 - 9	A	19 - 19 - 21	Harman (1-1)	Bates (1-1)	3:01	8 - 10 - 3	9 - 13 - 1	2,625
3-10	Michigan State	W	15 - 2	H	22 - NR - 24	• Sarratt (2-0)	• Wunderlich (0-2)	2:35	15 - 15 - 1	2 - 5 - 0	4,246
3-11	# Michigan State	W	6 - 1	^N1	22 - NR - 24	Stoneburner (1-2)	• Corcoran (0-1)	2:25	6 - 10 - 2	1 - 4 - 2	5,058
3-13	* Wake Forest ⁽¹⁾	W	4 - 1	H	22 - NR - 24	Cruz (2-1)	• Kledzik (1-3)	2:30	4 - 14 - 1	1 - 8 - 1	-----
3-13	* Wake Forest ⁽²⁾	W	6 - 1	H	22 - NR - 24	• Harman (2-1)	• Stadler (2-2)	2:23	6 - 13 - 4	1 - 10 - 4	3,292
3-15	* Wake Forest	W	7 - 3	H	22 - NR - 24	• Dwyer (2-0)	• Negus (1-1)	2:23	7 - 8 - 0	3 - 7 - 0	3,475
3-17	Presbyterian	W	8 - 0	^H	20 - 18 - 19	• Stoneburner (2-2)	• Freeman (0-1)	2:09	8 - 8 - 0	0 - 5 - 1	4,081
3-18	South Carolina-Upstate	W	14 - 0	^H	20 - 18 - 19	• Sarratt (3-0)	• Moyer (1-4)	2:38	14 - 11 - 1	0 - 0 - 3	4,020
3-20	* Florida State (NR-NR-24)	L	2 - 5	^A	20 - 18 - 19	• Delk (1-1)	Gilmartin (4-1)	2:54	2 - 8 - 3	5 - 8 - 1	5,195
3-21	* Florida State (NR-NR-24)	W ⁽¹¹⁾	8 - 7	^A	20 - 18 - 19	Vaughn (1-0)	Gast (1-2)	4:01	8 - 9 - 1	7 - 12 - 4	5,790
3-22	* Florida State (NR-NR-24)	L	4 - 7	A	20 - 18 - 19	Sarratt (3-1)	Gast (2-2)	2:47	4 - 8 - 2	7 - 12 - 1	5,125
3-24	Elon ⁽¹⁾	W	5 - 3	H	NR - 22 - 20	McKinney (1-0)	• Harrilchak (0-1)	2:33	5 - 13 - 1	3 - 14 - 0	-----
3-24	Elon ⁽²⁾	W	8 - 7	^H	NR - 22 - 20	Gullickson (1-0)	Porter (0-1)	3:07	8 - 13 - 2	7 - 11 - 3	4,469
3-27	* Boston College	L	1 - 13	A	NR - 22 - 20	• Dwyer (2-1)	• MacDonald (3-2)	2:25	1 - 7 - 0	13 - 13 - 0	712
3-28	* Boston College ⁽¹⁾	W	7 - 6	A	NR - 22 - 20	• Harman (3-1)	• Leonard (1-1)	2:19	7 - 11 - 1	6 - 9 - 0	-----
3-28	* Boston College ⁽²⁾	W	5 - 3	A	NR - 22 - 20	• Stoneburner (3-2)	Moran (2-1)	2:47	5 - 13 - 0	3 - 9 - 0	1,210
3-31	Georgia (6-1-1)	L	5 - 6	^A	NR - 22 - 17	• Dwyer (2-2)	• Leaver (3-0)	2:35	5 - 11 - 2	6 - 10 - 1	3,045
4- 1	Georgia (6-1-1)	L	2 - 4	^H	NR - 22 - 17	Vaughn (1-1)	Harvil (2-0)	2:37	2 - 8 - 1	4 - 5 - 3	5,239
4- 3	* Duke	W	7 - 3	^H	NR - 22 - 17	McKinney (2-0)	• Manno (2-4)	2:36	7 - 11 - 1	3 - 11 - 0	4,988
4- 4	* Duke	L	7 - 10	^H	NR - 22 - 17	• Stoneburner (3-3)	• Wolcott (5-1)	3:09	7 - 16 - 1	10 - 13 - 2	5,162
4- 5	* Duke	W	10 - 1	H	NR - 22 - 17	• Dwyer (3-2)	• Knott (2-1)	2:27	10 - 11 - 1	1 - 8 - 0	4,753
4- 7	South Carolina	L	6 - 7	^A	NR - NR - 20	Harman (3-2)	Johnson (2-0)	2:54	6 - 7 - 1	7 - 9 - 3	8,078
4- 8	South Carolina	W	7 - 5	^H	NR - NR - 20	Vaughn (2-1)	Casey (0-1)	3:11	7 - 9 - 3	5 - 7 - 1	5,865
4-11	* Miami (FL) ⁽¹⁾ (10-10-5)	L	8 - 12	H	NR - NR - 20	• Harman (3-3)	• Hernandez (4-2)	2:58	8 - 17 - 3	12 - 13 - 1	-----
4-11	* Miami (FL) ⁽²⁾ (10-10-5)	W	9 - 1	^H	NR - NR - 20	• DWYER (4-2)	• Gutierrez (2-4)	2:43	9 - 10 - 0	1 - 2 - 1	6,217
4-12	* Miami (FL) (10-10-5)	W	9 - 6	H	NR - NR - 20	Stoneburner (4-3)	• Nazario (4-1)	3:27	9 - 11 - 1	6 - 10 - 0	4,696
4-14	Western Carolina	W	11 - 1	^A	NR - 21 - 18	• Stoneburner (5-3)	• Ozar (2-3)	2:33	11 - 13 - 0	1 - 6 - 3	1,249
4-15	Western Carolina	W	13 - 2	^H	NR - 21 - 18	Frederick (1-0)	• Stewart (3-1)	2:46	13 - 15 - 0	2 - 7 - 1	4,721
4-17	* Virginia Tech	L	2 - 5	A	NR - 21 - 18	• Dwyer (4-3)	• Ballard (5-2)	2:33	2 - 6 - 3	5 - 12 - 0	1,097
4-18	* Virginia Tech	L	3 - 7	A	NR - 21 - 18	• Sarratt (3-2)	• Wright (4-1)	2:48	3 - 8 - 1	7 - 13 - 1	2,672
4-19	* Virginia Tech	W	8 - 1	A	NR - 21 - 18	• Harman (4-3)	• Price (3-2)	2:49	8 - 12 - 1	1 - 11 - 0	509
4-21	Coastal Carolina (NR-23-19)	W	5 - 3	^H	NR - NR - 20	McKinney (3-0)	McCully (3-1)	2:34	5 - 7 - 1	3 - 7 - 3	3,860
4-22	South Carolina	W	12 - 2	^A	NR - NR - 20	Vaughn (3-1)	• Westmoreland (3-2)	2:48	12 - 11 - 0	2 - 6 - 1	8,212
4-24	* Georgia Tech (7-4-7)	L	4 - 5	^H	NR - NR - 20	• Dwyer (4-4)	• McGuire (7-0)	3:08	4 - 8 - 0	5 - 11 - 0	5,584
4-25	* Georgia Tech (7-4-7)	W	8 - 5	^H	NR - NR - 20	• Harman (5-3)	• Von Tersch (6-2)	2:45	8 - 12 - 0	5 - 10 - 1	6,109
4-26	* Georgia Tech (7-4-7)	W	6 - 3	H	NR - NR - 20	• Delk (2-1)	• Cumpton (2-1)	2:52	6 - 9 - 2	3 - 9 - 3	5,164
5- 2	* Maryland	W	11 - 2	^H	21 - 19 - 17	R. Hinson (2-0)	• Swinson (3-7)	2:51	11 - 15 - 2	2 - 5 - 2	4,847
5- 3	* Maryland ⁽¹⁾	W	7 - 4	H	21 - 19 - 17	Weismann (1-0)	• Harman (3-5)	2:34	7 - 9 - 0	4 - 7 - 1	-----
5- 3	* Maryland ⁽²⁾	L	6 - 8	H	21 - 19 - 17	Cruz (2-2)	Blackwell (2-0)	3:09	6 - 15 - 4	8 - 11 - 3	5,792
5- 8	North Carolina-Wilmington	W	13 - 2	^H	20 - 19 - 19	• Delk (3-1)	• Frankoff (2-5)	2:55	13 - 12 - 2	2 - 9 - 1	4,516
5- 9	North Carolina-Wilmington	W	11 - 3	^H	20 - 19 - 19	• Harman (6-3)	• Roth (0-2)	2:33	11 - 14 - 1	3 - 9 - 0	4,885
5-10	North Carolina-Wilmington	L	3 - 4	H	20 - 19 - 19	Cruz (2-3)	Harrold (3-1)	2:32	3 - 10 - 2	4 - 8 - 0	4,408
5-11	# Furman	W	8 - 5	N1	19 - 17 - 14	• Haselden (1-0)	• Goldsberry (3-5)	2:59	8 - 14 - 0	5 - 10 - 0	4,324
5-12	College of Charleston	W	5 - 2	^H	19 - 17 - 14	• Weismann (2-0)	• Lucchese (1-2)	2:37	5 - 7 - 1	2 - 6 - 1	4,597
5-14	* N.C. State	W	13 - 8	^A	19 - 17 - 14	• Delk (4-1)	• Gillheeny (6-5)	3:07	13 - 15 - 1	8 - 12 - 1	802
5-15	* N.C. State	W	11 - 5	^A	19 - 17 - 14	• Harman (7-3)	• Lambert (1-5)	2:48	11 - 14 - 0	5 - 12 - 5	1,245
5-16	* N.C. State	W	5 - 4	A	19 - 17 - 14	McKinney (4-0)	• Buchanan (2-6)	2:33	5 - 9 - 1	4 - 6 - 0	1,149
5-21	+ Virginia (16-21-15)	L	5 - 6	^N2	13 - 13 - 13	Weismann (2-1)	Carraway (6-1)	2:42	5 - 7 - 2	6 - 10 - 1	1,639
5-22	+ Duke	L	4 - 10	N2	13 - 13 - 13	• Dwyer (4-5)	• Wolcott (8-3)	2:54	4 - 11 - 3	10 - 11 - 3	2,763
5-23	+ North Carolina (6-4-4)	W ⁽¹¹⁾	4 - 3	N2	13 - 13 - 13	Stoneburner (6-3)	Johnson (2-2)	3:16	4 - 13 - 3	3 - 11 - 2	6,956
5-29	\$ Tennessee Tech	W	5 - 4	^H	16 - 15 - 14	Stoneburner (7-3)	L. Henry (9-3)	2:52	5 - 8 - 1	4 - 8 - 0	5,720
5-30	\$ Oklahoma State	L	2 - 3	^H	16 - 15 - 14	R. Hinson (2-1)	McCurry (4-1)	2:29	2 - 8 - 0	3 - 5 - 0	5,740
5-31	\$ Tennessee Tech	W	10 - 0	H	16 - 15 - 14	• Weismann (3-1)	• Choate (1-2)	2:39	10 - 14 - 0	0 - 4 - 0	3,628
5-31	\$ Oklahoma State	W	15 - 1	^H	16 - 15 - 14	• Dwyer (5-5)	• Blandford (7-4)	3:10	15 - 16 - 2	1 - 6 - 3	4,367
6- 1	\$ Oklahoma State	W	6 - 5	^H	16 - 15 - 14	Vaughn (4-1)	• Lyons (7-6)	2:38	6 - 10 - 3	5 - 10 - 2	6,217
6- 6	¶ Arizona State (2-2-3)	L	4 - 7	^A	14 - 13 - 14	Stoneburner (7-4)	• Leake (16-1)	2:54	4 - 9 - 1	7 - 14 - 2	4,381
6- 7	¶ Arizona State (2-2-3)	L	2 - 8	^A	14 - 13 - 14	• Dwyer (5-6)	• SPENCE (9-1)	2:52	2 - 4 - 2	8 - 11 - 0	4,406

* - ACC regular-season game; #, N1 - Greenville, SC (Fluor Field); ^, N2 - ACC Tournament at Durham, NC; \$ - NCAA Regional at Clemson, SC; ¶ - NCAA Super Regional at Tempe, AZ; ^ - night game; - - decision came in a starting role; Note: Pitchers in ALL CAPS denotes a complete game; **bold** denotes a Clemson home game; rankings by **Baseball America**, **Collegiate Baseball**, **Sports Weekly**; official home attendance (36 dates): 170,156 (4,727 per date).



2009 ACC Regular-Season Stats

#	Player	Avg	GP-GS	AB	R	H	2B	3B	HR	RBI	TB	Sig%	BB	HP	SO	GDP	OB%	SF	SH	SB-SBA
3	Jeff Schaus	.367	30-30	120	25	44	5	1	5	19	66	.550	14	3	10	0	.445	0	0	4-7
10	Ben Paulsen	.342	30-30	117	21	40	6	4	6	31	72	.615	11	1	20	2	.391	4	1	2-2
5	Mike Freeman	.308	30-30	120	28	37	9	2	1	15	53	.442	24	1	23	5	.425	1	2	5-10
25	Kyle Parker	.295	27-26	105	24	31	4	0	7	23	56	.533	8	5	24	6	.370	1	0	2-2
17	John Nester	.284	26-22	81	9	23	6	0	2	12	35	.432	7	0	19	3	.341	0	2	1-1
13	Brad Miller	.265	30-30	117	19	31	3	1	2	18	42	.359	18	0	17	0	.360	1	2	7-9
----- Others -----																				
21	Matt Sanders	.364	20-16	55	8	20	3	0	1	11	26	.473	5	1	7	2	.419	1	2	1-1
20	Richard Mounce	.333	10-4	21	1	7	3	0	1	2	13	.619	0	0	4	0	.333	0	0	0-0
12	Wilson Boyd	.316	21-20	79	19	25	7	0	2	16	38	.481	9	0	8	1	.386	0	0	2-2
2	Jason Stolz	.304	23-18	69	9	21	3	0	1	10	27	.391	1	2	9	2	.333	0	3	4-6
26	Chris Epps	.271	21-11	48	12	13	1	1	1	9	19	.396	11	0	9	1	.400	1	0	3-5
18	Addison Johnson	.246	24-18	65	10	16	3	0	1	8	22	.338	8	2	17	0	.342	1	3	2-3
30	Will Lamb	.233	14-7	30	4	7	2	0	0	0	9	.300	3	0	6	1	.303	0	0	1-2
9	Phil Pohl	.222	15-8	27	3	6	2	0	1	1	11	.407	2	2	4	0	.323	0	0	0-0
37	Adam Ward	.000	2-0	1	1	0	0	0	0	0	0	.000	1	0	0	0	.500	0	0	0-0
CLEMSON		.304	30-30	1055	193	321	57	9	31	175	489	.464	122	17	177	23	.382	10	15	34-50
OPPONENTS		.281	30-30	1031	154	290	49	6	27	138	432	.419	114	23	225	33	.361	14	23	26-33

LOB - Team (240), Opp (250). DPs turned - Team (35), Opp (28). IBB - Team (2), Parker 1, Schaus 1, Opp (2).

#	Player	ERA	W-L	APP	GS	CG	SHO/CBO	SV	IP	H	R	*ER	BB	SO	AB	O/BA	WP	HBP	BK
36	Casey Harman	4.33	5-2	13	9	0	0/0	1	54.0	67	27	26	7	46	219	.306	1	4	3
28	Chris Dwyer	5.59	3-3	10	10	1	0/0	0	48.1	46	34	30	24	50	181	.254	1	6	1
----- Others -----																			
39	Alex Frederick	0.00	0-0	3	0	0	0/0	0	6.0	5	1	0	3	5	21	.238	1	0	0
33	Scott Weismann	1.59	1-0	7	0	0	0/0	1	11.1	8	2	2	5	10	42	.190	2	0	0
30	Will Lamb	2.53	0-0	7	0	0	0/0	1	10.2	11	3	3	6	8	43	.256	0	3	1
32	Trey Delk	2.70	2-1	6	6	0	0/0	0	26.2	28	10	8	13	23	104	.269	3	2	0
44	Tomas Cruz	3.26	2-1	10	0	0	0/0	3	19.1	18	9	7	5	15	74	.243	2	1	0
22	Matt Vaughn	3.38	1-0	9	0	0	0/0	2	10.2	11	4	4	5	8	37	.297	0	0	0
45	Ryan Hinson	3.50	1-0	12	0	0	0/0	0	18.0	14	8	7	10	23	68	.206	2	4	2
8	Clinton McKinney	4.22	2-0	5	0	0	0/0	0	10.2	11	6	5	4	6	37	.297	0	0	0
43	Kyle Deese	5.40	0-0	4	0	0	0/0	0	3.1	2	3	2	9	1	11	.182	1	0	0
15	Graham Stoneburner	5.54	2-2	9	3	0	0/0	0	26.0	37	19	16	11	21	108	.343	1	1	1
29	David Haselden	8.10	0-0	3	0	0	0/0	0	6.2	10	7	6	0	4	27	.370	0	1	0
35	Craig Gullickson	9.00	0-0	3	0	0	0/0	0	2.0	0	5	2	7	0	5	.000	0	1	0
23	Justin Sarratt	10.24	0-2	5	2	0	0/0	0	9.2	15	11	11	5	5	38	.395	1	0	0
20	Richard Mounce	12.27	0-0	3	0	0	0/0	0	3.2	7	5	5	0	0	16	.438	0	0	0
CLEMSON		4.45	19-11	30	30	1	0/0	8	267.0	290	154	132	114	225	1031	.281	15	23	8
OPPONENTS		5.87	11-19	30	30	0	0/0	6	262.0	321	193	171	122	177	1055	.304	29	17	6

PB - Team (4), Nester 4, Opp (2). Pickoffs - Team (5), McKinney 3, Dwyer 1, Gullickson 1, Opp (11). IBB - Team (2), Harman 1, R. Hinson 1, Opp (2). * - Clemson had two team unearned runs; Note: **Bold** denotes returning player.

Career Stats of 2010 Players

#	Player	Avg	GP-GS	AB	R	H	2B	3B	HR	RBI	TB	Slg%	BB	HP	SO	GDP	OB%	SF	SH	SB-SBA
5	Mike Freeman	.330	120-118	467	106	154	24	5	5	63	203	.435	62	5	71	11	.409	7	10	14-23
3	Jeff Schaus	.317	125-123	460	101	146	27	2	16	81	225	.489	75	10	57	11	.420	5	2	13-21
2	Jason Stolz	.315	55-42	143	29	45	7	0	1	21	55	.385	16	4	26	4	.399	0	6	7-10
12	Wilson Boyd	.308	173-153	608	116	187	34	7	16	120	283	.465	70	2	94	10	.379	3	12	12-20
17	John Nester	.295	87-53	207	31	61	11	0	8	38	96	.464	13	1	51	6	.335	3	6	2-3
25	Kyle Parker	.278	120-115	442	92	123	19	0	26	102	220	.498	61	9	100	16	.373	5	5	8-9
13	Brad Miller	.273	66-66	238	49	65	6	1	3	36	82	.345	53	2	35	1	.405	3	5	16-21
30	Will Lamb	.268	27-11	56	8	15	3	0	0	6	18	.321	4	0	10	2	.317	0	0	4-5
4	John Hinson	.264	39-25	87	10	23	0	1	1	11	28	.322	8	0	12	2	.320	2	2	5-6
26	Chris Epps	.262	96-62	229	51	60	8	2	5	39	87	.380	55	5	64	3	.411	3	4	14-17
18	Addison Johnson	.259	111-94	355	60	92	14	5	3	37	125	.352	39	7	72	6	.343	1	11	17-23
9	Phil Pohl	.194	40-20	67	9	13	4	0	1	3	20	.299	10	5	15	0	.341	0	2	0-0
#	Player	ERA	W-L	APP	GS	CG	SHO/CBO	SV	IP	H	R	ER	BB	SO	AB	O/BA	WP	HBP	BK	
33	Scott Weismann	1.23	3-1	17	3	0	0/2	1	36.2	26	6	5	15	28	126	.206	2	1	0	
19	Kevin Brady	1.69	0-0	4	3	0	0/1	0	10.2	9	2	2	5	8	40	.225	1	3	0	
30	Will Lamb	2.45	0-0	15	1	0	0/1	1	22.0	22	6	6	8	15	86	.256	1	5	1	
44	Tomas Cruz	3.33	2-3	24	0	0	0/1	4	46.0	32	19	17	16	39	164	.195	6	3	1	
39	Alex Frederick	3.72	1-0	6	0	0	0/0	0	9.2	11	5	4	4	8	38	.289	1	0	0	
36	Casey Harman	3.93	8-8	49	15	0	0/0	1	130.2	142	61	57	26	133	518	.274	6	7	5	
29	David Haselden	4.58	1-0	7	2	0	0/1	0	17.2	21	10	9	1	16	70	.300	1	1	0	
23	Justin Sarratt	4.72	5-5	56	9	0	0/2	1	101.0	122	66	53	20	65	397	.307	3	3	2	
42	Josh Thrailkill	6.75	0-0	6	1	0	0/0	0	8.0	11	6	6	0	6	32	.344	0	0	0	

Note: Only includes stats of players while at Clemson.



ACC Tournament

#	Player	Avg	GP-GS	AB	R	H	2B	3B	HR	RBI	TB	Sig%	BB	HP	SO	GDP	OB%	SF	SH	SB-SBA
5	Mike Freeman	.467	3-3	15	4	7	0	0	1	2	10	.667	0	0	3	0	.438	1	0	0-0
12	Wilson Boyd	.462	3-3	13	0	6	0	0	0	5	6	.462	1	0	1	1	.500	0	0	1-1
10	Ben Paulsen	.333	3-3	12	3	4	1	0	0	1	5	.417	2	0	1	0	.429	0	1	0-0
13	Brad Miller	.300	3-3	10	0	3	2	0	0	2	5	.500	2	0	1	0	.417	0	1	1-1
17	John Nester	.250	3-3	8	0	2	0	0	0	1	2	.250	2	0	5	0	.364	1	1	0-0
25	Kyle Parker	.231	3-3	13	2	3	0	0	1	1	6	.462	2	0	4	0	.333	0	0	0-0
3	Jeff Schaus	.214	3-3	14	2	3	0	0	0	0	3	.214	1	0	4	0	.267	0	1	0-0
26	Chris Epps	.154	3-3	13	1	2	1	0	0	0	3	.231	1	0	5	0	.214	0	0	2-2
----- Others -----																				
21	Matt Sanders	.200	2-1	5	1	1	0	0	0	0	1	.200	1	0	0	0	.333	0	0	0-0
2	Jason Stolz	.000	3-2	7	0	0	0	0	0	0	0	.000	0	0	3	1	.000	0	0	0-0
18	Addison Johnson	.000	1-0	1	0	0	0	0	0	0	0	.000	0	0	1	0	.000	0	0	0-0
20	Richard Mounce	.000	1-0	1	0	0	0	0	0	0	0	.000	0	0	1	0	.000	0	0	0-0
9	Phil Pohl	.000	1-0	1	0	0	0	0	0	0	0	.000	0	0	1	0	.000	0	0	0-0
CLEMSON		.274	3-3	113	13	31	4	0	2	12	41	.363	12	0	30	2	.339	2	4	4-4
OPPONENTS		.291	3-3	110	19	32	3	2	5	17	54	.491	11	0	28	4	.350	2	3	6-8

LOB - Team (32), Opp (23). DPs turned - Team (5), Opp (2). IBB - Team (4), Nester 1, Parker 1, Paulsen 1, Schaus 1, Opp (0).

#	Player	ERA	W-L	APP	GS	CG	SHO/CBO	SV	IP	H	R	*ER	BB	SO	AB	O/BA	WP	HBP	BK
22	Matt Vaughn	0.00	0-0	2	0	0	0/0	0	5.1	4	0	0	1	2	18	.222	0	0	0
36	Casey Harman	2.45	0-0	1	1	0	0/0	0	7.1	7	2	2	1	10	30	.233	2	0	0
32	Trey Delk	8.31	0-0	1	1	0	0/0	0	4.1	6	4	4	2	6	19	.316	0	0	0
28	Chris Dwyer	9.00	0-1	1	1	0	0/0	0	5.0	6	6	5	2	4	21	.286	1	0	0
----- Others -----																			
23	Justin Sarratt	0.00	0-0	1	0	0	0/0	0	2.0	1	0	0	1	1	5	.200	0	0	0
15	Graham Stoneburner	0.00	1-0	1	0	0	0/0	0	1.0	1	0	0	0	2	4	.250	0	0	0
45	Ryan Hinson	0.00	0-0	1	0	0	0/0	0	0.1	0	0	0	0	1	1	.000	0	0	0
44	Tomas Cruz	9.00	0-0	1	0	0	0/0	0	1.0	1	1	1	2	0	2	.500	0	0	0
33	Scott Weismann	13.50	0-1	1	0	0	0/0	0	0.2	2	2	1	1	2	4	.500	0	0	0
8	Clinton McKinney	36.00	0-0	1	0	0	0/0	0	1.0	4	4	4	1	0	6	.667	0	0	0
CLEMSON		5.46	1-2	3	3	0	0/0	0	28.0	32	19	17	11	28	110	.291	3	0	0
OPPONENTS		3.14	2-1	3	3	0	0/0	1	28.2	31	13	10	12	30	113	.274	0	0	0

IBB - Team (0), Opp (4). * - Clemson had no team unearned runs; Note: **Bold** denotes returning player.

NCAA Tournament

#	Player	Avg	GP-GS	AB	R	H	2B	3B	HR	RBI	TB	Sig%	BB	HP	SO	GDP	OB%	SF	SH	SB-SBA
26	Chris Epps	.464	7-7	28	8	13	1	0	2	9	20	.714	1	2	4	0	.500	1	1	1-1
5	Mike Freeman	.367	7-7	30	6	11	3	1	1	7	19	.633	0	0	4	1	.355	1	1	0-0
10	Ben Paulsen	.360	7-7	25	5	9	2	0	2	6	17	.680	5	0	5	0	.467	0	0	0-0
12	Wilson Boyd	.296	7-7	27	1	8	3	0	0	5	11	.407	0	0	10	0	.296	0	1	0-0
3	Jeff Schaus	.240	7-7	25	6	6	2	0	2	7	14	.560	4	1	7	1	.367	0	0	0-1
13	Brad Miller	.231	7-7	26	6	6	0	0	0	1	6	.231	4	0	5	0	.333	0	0	1-2
17	John Nester	.227	7-6	22	4	5	2	0	0	2	7	.318	0	0	8	0	.217	1	0	0-0
25	Kyle Parker	.111	7-5	18	2	2	0	0	0	2	2	.111	5	1	5	1	.333	0	0	2-2
----- Others -----																				
18	Addison Johnson	.429	4-2	7	3	3	2	0	0	1	5	.714	2	1	2	0	.600	0	0	0-0
9	Phil Pohl	.250	3-1	4	0	1	0	0	0	1	1	.250	1	0	0	0	.400	0	0	0-0
21	Matt Sanders	.200	6-2	15	1	3	0	0	0	1	3	.200	0	0	2	0	.200	0	0	0-0
2	Jason Stolz	.200	5-5	10	2	2	1	0	0	0	3	.300	2	0	4	0	.333	0	0	1-1
20	Richard Mounce	.000	2-0	1	0	0	0	0	0	0	0	.000	0	0	0	0	.000	0	0	0-0
30	Will Lamb	.000	2-0	2	0	0	0	0	0	1	0	.000	0	0	0	0	.000	0	0	0-0
CLEMSON		.288	7-7	240	44	69	16	1	7	43	108	.450	24	5	56	3	.360	3	3	5-7
OPPONENTS		.252	7-7	230	28	58	11	0	5	25	84	.365	21	2	54	8	.319	1	5	7-8

LOB - Team (50), Opp (48). DPs turned - Team (10), Opp (6). IBB - Team (1), Paulsen 1, Opp (2).

#	Player	ERA	W-L	APP	GS	CG	SHO/CBO	SV	IP	H	R	*ER	BB	SO	AB	O/BA	WP	HBP	BK
33	Scott Weismann	0.00	1-0	1	1	0	0/1	0	8.0	4	0	0	3	2	25	.160	0	0	0
28	Chris Dwyer	2.77	1-1	2	2	0	0/0	0	13.0	10	4	4	4	20	49	.204	1	1	0
22	Matt Vaughn	3.24	1-0	3	0	0	0/0	0	8.1	10	6	3	2	3	33	.303	0	1	0
36	Casey Harman	4.50	0-0	2	2	0	0/0	0	12.0	13	6	6	4	12	47	.277	0	0	1
----- Others -----																			
29	David Haselden	0.00	0-0	1	0	0	0/1	0	1.0	0	0	0	0	2	3	.000	0	0	0
23	Justin Sarratt	0.00	0-0	1	0	0	0/0	0	0.1	0	0	0	0	0	1	.000	0	0	0
44	Tomas Cruz	1.80	0-0	2	0	0	0/0	0	5.0	5	1	1	2	4	18	.278	0	0	0
15	Graham Stoneburner	4.05	1-1	2	0	0	0/0	0	6.2	6	3	3	2	6	25	.240	2	0	0
32	Trey Delk	8.31	0-0	1	1	0	0/0	0	4.1	6	4	4	3	3	17	.353	1	0	0
45	Ryan Hinson	11.57	0-1	3	1	0	0/0	0	2.1	4	3	3	1	2	11	.364	1	0	0
30	Will Lamb	-----	0-0	1	0	0	0/0	0	0.0	0	1	1	0	0	1	.000	0	0	0
	CLEMSON	3.69	4-3	7	7	0	1/1	0	61.0	58	28	25	21	54	230	.252	5	2	1
	OPPONENTS	5.52	3-4	7	7	1	0/0	1	60.1	69	44	37	24	56	240	.288	3	5	0

PB - Team (1), Nester 1, Opp (0). Pickoffs - Team (1), Harman 1, Opp (1). IBB - Team (2), Dwyer 1, Vaughn 1, Opp (0). * - Clemson had no team unearned runs; Note: **Bold** denotes returning player.



2009 Superlatives

Team	
At-Bats:	44 vs. North Carolina*, 5/23 44 vs. Oklahoma State, 5/31
Runs:	17 vs. North Carolina-Asheville, 3/4
Runs in Inning:	8 vs. North Carolina-Wilmington, 5/9 (3rd)
Hits:	17 vs. Miami (FL), 4/11 ⁽¹⁾
Batting Average:	.424 vs. Tennessee Tech, 5/31
RBI's:	16 vs. North Carolina-Asheville, 3/4
Doubles:	5 vs. Maryland, 5/2
Triples:	1 vs. many (13), many times (16)
Home Runs:	4 vs. Boston College, 3/28 ⁽¹⁾
Extra Base Hits:	8 vs. Maryland, 5/2
Total Bases:	28 vs. Maryland, 5/2
Slugging Percentage:	.737 vs. Maryland, 5/2
Walks By CU Hitters:	14 vs. North Carolina-Asheville, 3/4
Runners Left on Base:	15 vs. North Carolina*, 5/23
Sacrifice Bunts:	3 vs. Furman^, 3/3 3 vs. Florida State*, 3/21 3 vs. Elon, 3/24 ⁽¹⁾
Sacrifice Flies:	3 vs. Wake Forest, 3/15 3 vs. North Carolina-Wilmington, 5/8
Hit-By-Pitch:	4 vs. Florida State*, 3/21
Stolen Bases:	9 vs. Charlotte, 2/20
Stolen Base Attempts:	10 vs. N.C. State, 5/15
Putouts:	42 vs. Furman^, 3/3
Assists:	23 vs. Furman^, 3/3
Double Plays Turned:	4 vs. Virginia Tech, 4/18 4 vs. Tennessee Tech, 5/29
Errors:	4 vs. Wake Forest, 3/13 ⁽²⁾ 4 vs. Maryland, 5/3 ⁽²⁾
Scoring Margin:	+15 vs. North Carolina-Asheville, 3/4
Longest Game:	4:01 vs. Florida State*, 3/21
Shortest Game:	2:09 vs. Presbyterian, 3/17
Innings Pitched:	14.0 vs. Furman^, 3/3
Strikeouts By CU Pitchers:	16 vs. Western Carolina, 4/14

Individual	
At-Bats:	6 by many (4), many times (8)
Runs:	4 by Mike Freeman vs. Oklahoma State, 5/31
Hits:	4 by many (5), many times (11)
RBI's:	7 by Mike Freeman vs. South Carolina-Upstate, 3/18
Doubles:	2 by many (4), many times (5)
Triples:	1 by many (6), many times (16)
Home Runs:	1 by many (13), many times (65)
Extra Base Hits:	2 by many (9), many times (19)
Total Bases:	9 by Mike Freeman vs. South Carolina-Upstate, 3/18
Walks By CU Hitters:	4 by Mike Freeman vs. Wofford, 2/25 4 by Brad Miller vs. North Carolina-Asheville, 3/4 4 by Brad Miller vs. Michigan State, 3/10 2 by Matt Sanders vs. Florida State*, 3/21 2 by Jason Stolz vs. Elon, 3/24 ⁽¹⁾
Sacrifice Bunts:	1 by many (10), many times (32)
Sacrifice Flies:	2 by Kyle Parker vs. Florida State*, 3/21
Hit-By-Pitch By CU Hitters:	2 by Jeff Schaus vs. Virginia Tech, 4/19 3 by Addison Johnson vs. Charlotte, 2/20 3 by Addison Johnson vs. Wofford, 2/25 4 by Addison Johnson vs. Wofford, 2/25
Stolen Bases:	21 by Ben Paulsen vs. Furman^, 3/3 9 by Brad Miller vs. Arizona State, 6/7 2 by Brad Miller vs. many (4)
Stolen Base Attempts:	2 by Matt Sanders vs. Oklahoma State, 5/31
Putouts:	9.0 by Chris Dwyer vs. Miami (FL), 4/11 ⁽²⁾
Assists:	13 by Chris Dwyer vs. Oklahoma State, 5/31
Errors:	
Innings Pitched:	
Strikeouts By CU Pitchers:	

* - 11-inning game; ^ - 14-inning game; Note: **Bold** denotes a Clemson home game.

2009 Home Runs

#	Player ^(#)	Opponent (Date)	Inn.	Outs	H	A	L	R
1.	Paulsen ⁽¹⁾	Charlotte (2/22)	7	0	1	L		
2.	Miller ⁽¹⁾	Charlotte (2/22)	7	1	2	R		
3.	Nester ⁽¹⁾	Wofford (2/25)	8	1	2	R		
4.	Sanders ⁽¹⁾	Wofford (2/25)	8	1	1	R		
5.	Sanders ⁽²⁾	South Carolina (2/28)	6	1	1	R		
6.	Schaus ⁽¹⁾	* North Carolina (3/6)	2	0	2	R		
7.	Schaus ⁽²⁾	* North Carolina (3/8)	9	2	3	R		
8.	Boyd ⁽¹⁾	Michigan State (3/10)	1	0	3	R		
9.	Schaus ⁽³⁾	# Michigan State (3/11)	4	1	1	L		
10.	Parker ⁽¹⁾	* Wake Forest (3/13) ⁽¹⁾	6	1	2	R		
11.	Parker ⁽²⁾	* Wake Forest (3/13) ⁽²⁾	7	1	2	R		
12.	Paulsen ⁽²⁾	* Wake Forest (3/15)	5	2	2	L		
13.	Paulsen ⁽³⁾	Presbyterian (3/17)	3	0	1	R		
14.	Freeman ⁽¹⁾	South Carolina-Upstate (3/18)	7	2	3	R		
15.	Johnson ⁽¹⁾	* Florida State (3/20)	5	0	1	L		
16.	Paulsen ⁽⁴⁾	* Florida State (3/20)	8	0	1	L		
17.	Parker ⁽³⁾	* Florida State (3/21)	11	2	2	R		
18.	Nester ⁽²⁾	Elon (3/24) ⁽¹⁾	8	1	2	R		
19.	Epps ⁽¹⁾	Elon (3/24) ⁽²⁾	2	2	3	L		
20.	Paulsen ⁽⁵⁾	* Boston College (3/28) ⁽¹⁾	1	2	2	R		
21.	Miller ⁽²⁾	* Boston College (3/28) ⁽¹⁾	4	2	2	R		
22.	Schaus ⁽⁴⁾	* Boston College (3/28) ⁽¹⁾	5	2	2	R		
23.	Pohl ⁽¹⁾	* Boston College (3/28) ⁽¹⁾	7	0	1	R		
24.	Schaus ⁽⁵⁾	Georgia (3/31)	1	2	1	L		
25.	Parker ⁽⁴⁾	Georgia (3/31)	5	2	2	R		
26.	Paulsen ⁽⁶⁾	* Duke (4/3)	5	2	2	L		
27.	Stolz ⁽¹⁾	* Duke (4/3)	7	0	1	L		
28.	Parker ⁽⁵⁾	* Duke (4/3)	8	0	1	R		
29.	Paulsen ⁽⁷⁾	* Duke (4/4)	8	2	2	L		
30.	Johnson ⁽²⁾	South Carolina (4/8)	3	0	2	L		
31.	Nester ⁽³⁾	* Miami (FL) (4/11) ⁽¹⁾	4	0	1	L		
32.	Parker ⁽⁶⁾	* Miami (FL) (4/11) ⁽¹⁾	9	2	2	R		
33.	Parker ⁽⁷⁾	* Miami (FL) (4/11) ⁽²⁾	1	1	2	R		
34.	Sanders ⁽³⁾	* Miami (FL) (4/12)	2	2	3	L		
35.	Schaus ⁽⁶⁾	Western Carolina (4/14)	7	0	1	L		
36.	Parker ⁽⁸⁾	Western Carolina (4/15)	1	0	4	R		
37.	Paulsen ⁽⁸⁾	Western Carolina (4/15)	2	1	1	R		
38.	Boyd ⁽²⁾	* Virginia Tech (4/17)	7	0	1	R		
39.	Nester ⁽⁴⁾	* Virginia Tech (4/18)	8	1	1	L		
40.	Parker ⁽⁹⁾	* Virginia Tech (4/19)	3	2	3	R		
41.	Freeman ⁽²⁾	* Virginia Tech (4/19)	6	1	2	L		
42.	Schaus ⁽⁷⁾	Coastal Carolina (4/21)	9	2	4	R		
43.	Paulsen ⁽⁹⁾	South Carolina (4/22)	8	1	1	L		
44.	Parker ⁽¹⁰⁾	South Carolina (4/22)	9	1	3	R		
45.	Schaus ⁽⁸⁾	* Georgia Tech (4/25)	3	0	3	R		
46.	Boyd ⁽³⁾	* Maryland (5/2)	2	1	1	R		
47.	Mounce ⁽¹⁾	* Maryland (5/2)	8	0	1	L		
48.	Schaus ⁽⁹⁾	* Maryland (5/3) ⁽¹⁾	1	1	2	R		
49.	Paulsen ⁽¹⁰⁾	* Maryland (5/3) ⁽¹⁾	6	0	1	R		
50.	Parker ⁽¹¹⁾	North Carolina-Wilmington (5/9)	3	1	1	R		
51.	Schaus ⁽¹⁰⁾	North Carolina-Wilmington (5/9)	3	1	3	R		
52.	Paulsen ⁽¹¹⁾	# Furman (5/11)	3	0	2	R		
53.	Schaus ⁽¹¹⁾	College of Charleston (5/12)	1	2	1	R		
54.	Nester ⁽⁵⁾	College of Charleston (5/12)	5	0	1	R		
55.	Miller ⁽³⁾	* N.C. State (5/14)	6	1	1	R		
56.	Epps ⁽²⁾	* N.C. State (5/16)	1	0	1	R		
57.	Parker ⁽¹²⁾	+ Duke (5/22)	2	0	1	R		
58.	Freeman ⁽³⁾	+ North Carolina (5/23)	4	2	1	R		
59.	Schaus ⁽¹²⁾	\$ Tennessee Tech (5/29)	5	2	1	L		
60.	Paulsen ⁽¹²⁾	\$ Tennessee Tech (5/31)	3	2	2	L		
61.	Epps ⁽³⁾	\$ Tennessee Tech (5/31)	4	2	1	R		
62.	Freeman ⁽⁴⁾	\$ Oklahoma State (5/31)	2	1	1	R		
63.	Paulsen ⁽¹³⁾	\$ Oklahoma State (5/31)	3	2	2	L		
64.	Epps ⁽⁴⁾	\$ Oklahoma State (6/1)	7	2	2	L		
65.	Schaus ⁽¹³⁾	¶ Arizona State (6/7)	4	2	1	L		

* - ACC regular-season game; # - Greenville, SC (Fluor Field); + - ACC Tournament at Durham, NC; \$ - NCAA Regional at Clemson, SC; ¶ - NCAA Super Regional at Tempe, AZ; ^ - pitcher throws;
^H - 1...solo, 2...2-run, 3...3-run, 4...grand slam; Note: **Bold** denotes a Clemson home game.

Chris Epps' two-out, two-run home run in the seventh inning was crucial in the Tigers' 6-5 comeback victory over Oklahoma State in the Clemson (SC) Regional Championship game.



2009 Individual Game-By-Game Batting Stats



Date	Opponent	Boyd AB-R-H-RBI	Epps AB-R-H-RBI	Freeman AB-R-H-RBI	Johnson AB-R-H-RBI	Lamb AB-R-H-RBI	Miller AB-R-H-RBI	Mounce AB-R-H-RBI	Nester AB-R-H-RBI	Parker AB-R-H-RBI	Paulsen AB-R-H-RBI	Pohl AB-R-H-RBI	Sanders AB-R-H-RBI	Schaus AB-R-H-RBI	Stolz AB-R-H-RBI
2-20	Charlotte	+3-0-2-0	0-0-0-0	+4-1-1-1	+4-3-3-0	1-0-0-0	+4-0-1-0	1-0-0-0	+3-0-0-0	+4-1-2-3	+3-1-1-0	0-0-0-0	1-0-0-0	+3-1-1-1	+3-1-0-0
2-21	Charlotte	+3-1-1-0	0-0-0-0	+3-0-1-0	+4-0-1-0	-----	+4-0-3-2	1-0-1-1	1-0-0-0	+3-0-0-0	+3-1-0-1	+2-0-0-0	1-0-0-0	+2-1-0-0	+2-1-1-0
2-22	Charlotte	+5-1-1-1	1-0-0-0	+4-1-1-0	+4-1-0-0	-----	+4-1-1-2	+2-0-0-0	+2-0-0-0	+3-1-0-0	+4-1-3-1	1-0-0-0	-----	2-0-1-1	+3-0-0-0
2-25	Wofford	+2-0-0-0	1-0-0-0	+1-1-0-0	+5-1-2-0	-----	+2-1-0-0	1-0-0-0	1-1-1-2	+1-1-0-1	+4-2-3-2	+2-0-1-0	2-1-1-1	+4-0-1-2	+2-0-0-0
2-28	South Carolina	+3-0-1-0	-----	+4-0-0-0	+3-0-0-0	-----	+2-0-0-0	-----	+3-0-0-0	+3-0-0-0	+4-0-0-0	-----	+3-1-1-1	+3-0-0-0	-----
3- 3	Furman	-----	+3-0-0-0	+4-1-0-0	+6-0-0-0	-----	+5-0-1-2	1-0-0-0	-----	+5-0-0-0	+6-1-3-0	+4-0-1-0	+4-0-1-0	+3-0-0-0	2-0-0-0
3- 4	North Carolina-Asheville	+3-2-1-0	2-0-0-0	+3-2-1-2	+3-1-0-1	2-0-1-2	+2-3-1-0	-----	+3-1-2-1	+4-2-1-3	+4-1-3-3	1-2-0-0	+3-1-1-2	+3-1-2-2	3-1-2-0
3- 6	* North Carolina	+4-1-0-0	-----	+5-0-0-1	+4-0-1-1	-----	+4-0-1-0	-----	+5-1-1-0	+5-1-2-0	+4-0-1-0	-----	+4-1-2-1	+3-1-1-2	-----
3- 7	* North Carolina	+4-0-1-1	-----	+3-0-0-0	+3-0-0-0	-----	+4-2-1-0	-----	+3-0-0-0	+4-0-0-0	+4-0-0-0	-----	+3-0-0-0	+2-0-1-0	-----
3- 8	* North Carolina	+5-2-1-2	1-0-0-0	+2-2-1-0	+4-1-1-0	-----	+5-0-0-0	-----	1-0-0-0	+5-1-1-0	+5-1-2-1	+2-0-0-0	+4-0-2-2	+4-1-2-3	1-0-0-0
3-10	Michigan State	+3-1-1-3	1-2-1-0	+5-1-2-2	-----	+4-1-3-2	+2-2-0-1	1-0-0-0	+4-2-1-1	+3-0-0-0	+4-1-2-2	1-0-1-1	+3-0-1-0	+3-2-1-0	1-2-1-1
3-11	# Michigan State	+4-0-2-3	1-0-0-0	+4-2-4-0	+1-0-0-1	-----	+2-1-0-0	-----	0-0-0-0	+4-0-0-0	+4-1-2-1	+2-0-0-0	0-0-0-0	+3-1-1-1	+4-1-1-0
3-13	* Wake Forest ⁽¹⁾	-----	-----	+5-0-1-0	+3-0-0-0	+4-0-2-0	+4-0-1-0	-----	+4-0-2-1	+4-1-3-3	+3-0-1-0	-----	+4-1-2-0	+4-2-2-0	-----
3-13	* Wake Forest ⁽²⁾	-----	1-0-0-0	+5-2-3-0	-----	+3-0-0-0	+5-0-2-0	+4-0-3-1	-----	+5-2-3-3	+3-1-1-0	+4-0-1-0	+3-0-0-0	+5-1-0-0	0-0-0-0
3-15	* Wake Forest	-----	-----	+3-3-2-1	+2-0-1-0	+3-0-0-0	+3-1-1-1	-----	+3-0-0-0	+3-0-1-1	+3-2-2-3	0-0-0-0	-----	+4-0-0-1	+3-1-1-0
3-17	Presbyterian	-----	+2-2-1-0	+4-1-1-0	+3-0-0-0	0-0-0-0	+5-0-0-0	1-0-1-2	+3-0-0-2	+4-1-0-1	+5-2-3-1	0-0-0-0	+2-0-1-1	+3-1-1-1	1-1-0-0
3-18	South Carolina-Upstate	-----	0-1-0-0	+5-3-4-7	1-1-0-0	+3-1-2-0	+2-2-1-2	+3-0-1-2	-----	+4-1-1-0	+5-0-0-1	+4-3-1-0	-----	+3-0-0-0	+3-2-1-1
3-20	* Florida State	-----	1-0-0-0	+2-0-0-0	+4-1-1-1	-----	+5-0-1-0	-----	+2-0-0-0	+4-0-1-0	+4-1-1-1	0-0-0-0	+3-0-1-0	+4-0-2-0	+4-0-1-0
3-21	* Florida State	-----	-----	+6-1-2-0	+4-2-2-1	1-0-0-0	+5-1-0-1	-----	+2-0-0-0	+4-2-2-2	+4-0-0-2	+2-0-0-0	+1-1-1-0	+4-1-2-0	+4-0-0-1
3-22	* Florida State	-----	0-0-0-0	+4-0-1-0	+3-0-1-1	+3-1-1-0	+3-1-1-0	1-0-0-0	0-0-0-0	+3-1-1-0	+5-0-1-0	+2-0-0-0	-----	+4-0-0-0	+3-1-2-1
3-24	Elon ⁽¹⁾	1-1-0-0	1-0-0-0	+4-1-3-0	+3-0-1-0	-----	+5-1-3-1	-----	+4-1-2-2	+3-0-1-1	+1-0-1-0	-----	+3-1-1-0	+4-0-0-0	+2-0-1-0
3-24	Elon ⁽²⁾	2-0-0-0	+3-1-1-4	+4-1-2-0	-----	1-1-0-1	+5-0-2-0	-----	1-0-1-0	+3-0-0-0	+4-1-2-1	+2-1-1-0	+3-0-1-0	+4-1-2-0	+4-2-1-0
3-27	* Boston College	-----	+2-0-0-0	+5-0-0-0	-----	+3-0-1-0	+5-0-1-0	-----	+4-0-1-0	-----	+3-1-1-0	-----	+4-0-1-1	+4-0-1-0	+4-0-1-0
3-28	* Boston College ⁽¹⁾	-----	+4-0-0-0	+5-1-2-0	-----	+5-1-1-0	+3-1-2-2	+4-0-1-0	-----	-----	+3-2-1-2	+4-1-2-1	+4-0-0-0	+5-1-2-2	-----
3-28	* Boston College ⁽²⁾	-----	+4-0-1-0	+4-1-1-0	-----	+5-2-2-0	+5-0-2-2	+5-0-1-0	+3-0-1-0	-----	+4-1-4-3	-----	-----	+5-1-1-0	+3-0-0-0
3-31	Georgia	-----	2-0-1-1	+5-0-2-0	-----	+5-0-0-0	+5-1-1-0	-----	-----	+5-1-2-3	+5-0-0-0	+3-0-1-0	+2-0-0-0	+4-3-3-1	+3-0-1-0
4- 1	Georgia	-----	1-0-0-0	+4-0-2-0	-----	+4-1-0-0	+4-0-2-1	+3-0-0-1	+4-0-1-0	+4-0-1-0	+4-1-1-0	-----	-----	+4-0-0-0	+2-0-1-0
4- 3	* Duke	1-0-0-1	-----	+5-0-1-1	+2-1-2-0	1-0-0-0	+4-1-2-1	-----	-----	+4-2-2-1	+4-1-1-2	+4-1-1-0	+2-0-0-0	+4-0-1-0	+3-1-1-1
4- 4	* Duke	+5-0-2-1	0-0-0-0	+6-0-0-0	+5-1-3-0	1-0-0-0	+5-1-0-0	-----	+3-0-2-2	+4-2-2-0	+5-2-3-3	0-0-0-0	1-0-1-0	+5-1-2-0	+3-0-1-1
4- 5	* Duke	+2-0-0-1	1-0-0-0	+3-2-2-0	+2-0-0-1	0-0-0-0	+4-1-1-2	1-0-1-0	-----	+3-1-0-0	+3-1-3-3	+2-0-0-0	2-2-1-0	+3-2-1-1	+5-1-2-2
4- 7	South Carolina	+2-0-0-0	1-0-0-0	+4-0-0-0	+5-1-1-0	-----	+3-1-1-0	-----	+4-0-2-1	+4-0-1-3	+4-1-1-2	-----	1-0-0-0	+3-2-0-0	+4-1-1-0
4- 8	South Carolina	+2-0-0-2	1-0-1-1	+3-1-0-0	+5-1-1-2	-----	+3-1-1-0	-----	1-0-0-0	+4-1-3-1	+4-2-1-0	+1-0-0-0	-----	+4-1-1-0	+3-0-1-1
4-11	* Miami (FL) ⁽¹⁾	+5-1-2-0	1-1-1-0	+5-0-0-0	+5-1-1-0	-----	+5-0-2-0	+1-0-0-0	+3-1-1-1	+4-1-2-3	+4-1-2-2	1-0-0-0	1-0-1-1	+5-2-4-0	+3-0-1-0
4-11	* Miami (FL) ⁽²⁾	+4-2-1-0	-----	+4-1-0-1	+3-1-0-0	-----	+3-1-1-0	-----	+2-1-1-2	+3-2-1-2	+4-1-3-2	-----	+4-0-2-2	+4-0-1-0	-----
4-12	* Miami (FL)	+4-2-3-1	-----	+3-0-1-0	+3-1-0-0	-----	+3-2-1-0	-----	+4-0-0-0	+3-0-1-2	+5-0-0-0	-----	+4-2-3-4	+5-2-2-1	-----
4-14	Western Carolina	+4-1-1-3	0-0-0-0	+4-1-1-3	+5-0-0-0	-----	+3-2-1-0	1-0-0-0	+3-0-1-2	+3-2-3-2	+5-2-3-0	2-0-0-0	+3-0-0-0	+4-3-3-1	1-0-0-0
4-15	Western Carolina	+3-0-2-3	1-0-0-0	+5-2-2-0	+4-2-2-1	2-0-1-0	+1-2-0-1	-----	-----	+5-3-4-4	+4-3-1-2	+4-0-0-0	1-0-0-0	+3-1-0-0	+4-0-3-2
4-17	* Virginia Tech	+4-1-1-1	0-0-0-0	+4-1-1-0	+2-0-1-1	-----	+3-0-0-0	-----	+4-0-0-0	+4-0-0-0	+3-0-1-0	-----	+2-0-0-0	+4-0-2-0	0-0-0-0
4-18	* Virginia Tech	+4-1-0-0	1-0-1-1	+5-0-1-0	+2-0-0-0	0-0-0-0	+4-1-0-0	1-0-0-0	+3-1-2-2	+4-0-0-0	+4-0-2-0	-----	-----	+4-0-1-0	+3-0-1-0
4-19	* Virginia Tech	+5-0-1-0	1-0-0-0	+4-2-3-3	+4-0-1-0	-----	+5-0-1-0	2-0-0-0	+3-1-0-0	+3-1-1-3	+2-1-1-1	0-0-0-0	+4-1-3-0	+3-2-1-1	1-0-0-0
4-21	Coastal Carolina	+4-0-0-0	0-1-0-0	+4-0-1-0	+4-0-0-0	-----	+3-1-1-0	-----	-----	+4-0-0-0	+4-0-3-1	+1-0-0-0	+4-0-1-0	+5-2-1-4	0-1-0-0
4-22	South Carolina	+3-2-1-2	0-0-0-0	+5-0-0-1	+3-0-0-0	0-0-0-0	+3-1-1-0	1-0-0-0	+5-1-3-3	+4-3-2-3	+4-3-2-2	0-0-0-0	+5-0-1-0	+4-2-1-1	0-0-0-0
4-24	* Georgia Tech	+3-1-0-0	-----	+2-1-1-1	+4-0-0-0	-----	+3-0-1-3	-----	+4-1-1-0	+5-0-1-0	+5-0-1-0	-----	+3-0-0-0	+4-1-3-0	-----
4-25	* Georgia Tech	+3-0-0-0	+5-3-1-0	+3-2-2-1	0-0-0-0	-----	+3-1-2-1	-----	+3-0-2-1	+4-1-1-0	+4-0-0-1	-----	+1-0-0-0	+5-1-4-4	3-0-0-0
4-26	* Georgia Tech	+3-1-3-2	+3-1-1-0	+3-1-2-0	0-0-0-0	-----	+1-0-0-0	-----	+4-0-0-0	+4-1-1-1	+3-1-1-1	-----	-----	+4-1-1-0	+4-0-0-0
5- 2	* Maryland	+3-1-2-1	+4-1-2-2	+4-2-2-1	2-0-0-0	1-0-0-0	+4-1-3-1	1-1-1-1	+3-1-2-0	+5-1-1-1	+4-0-1-1	1-0-0-0	-----	+3-1-0-0	+3-1-1-1
5- 3	* Maryland ⁽¹⁾	+4-2-1-0	+3-1-1-2	+4-0-1-0	-----	-----	+2-1-0-0	-----	+4-1-2-1	+3-0-0-0	+4-1-1-1	-----	-----	+5-1-1-2	+4-0-2-1
5- 3	* Maryland ⁽²⁾	+4-0-1-0	+5-1-0-1	+4-2-3-1	0-0-0-0	-----	+5-0-0-0	-----	1-0-1-0	+4-1-1-0	+5-0-2-1	+4-1-2-0	-----	+4-0-3-2	+5-1-2-1
5- 8	North Carolina-Wilmington	+2-2-0-0	+3-1-3-3	+3-0-1-2	0-1-0-0	1-0-0-0	+3-1-1-2	2-0-0-0	+3-2-2-2	+2-1-0-0	+3-2-0-0	2-0-0-0	2-0-2-2	+3-1-1-1	+2-2-2-1
5- 9	North Carolina-Wilmington	+3-1-2-0	+3-1-1-0	+4-2-2-1	1-0-0-0	-----	+4-1-1-1	1-0-0-0	+3-1-2-1	+5-1-1-1	+4-0-2-1	0-0-0-0	0-0-0-0	+5-2-2-4	+2-2-1-1
5-10	North Carolina-Wilmington	+3-1-3-0	+5-1-1-0	+5-0-1-0	0-0-0-0	-----	+3-1-1-0	-----	2-0-0-0	+4-0-1-0	+5-0-1-0	+2-0-0-0	+3-0-0-1	+4-0-2-2	-----
5-11	# Furman	+5-2-4-3	+4-1-0-0	+5-1-1-0	1-0-0-0	1-0-1-0	+2-1-1-0	-----	+3-0-0-0	+3-1-0-0	+5-1-4-2	1-0-0-0	1-0-0-0	+3-1-1-0	+3-0-2-3
5-12	College of Charleston	+3-0-1-0	+3-0-0-0	+3-0-0-1	-----	-----	+4-0-0-0	-----	+4-3-3-1	+4-0-0-0	+3-0-0-0	-----	-----	+2-1-1-2	+3-1-2-1
5-14	* N.C. State	+4-2-2-2	+4-1-3-2	+5-2-3-2	2-1-0-1	-----	+4-2-3-3	1-0-0-0	+5-0-0-0	+3-1-2-1	+5-1-1-1	1-0-0-0	1-0-0-0	+3-2-0-0	+4-1-1-0
5-15	* N.C. State	+4-1-2-1	+3-2-1-0	+4-1-1-2	2-0-1-1	0-0-0-0	+4-1-1-1	-----	+5-0-2-1	+4-2-1-0	+4-1-0-0	-----	-----	+3-1-2-0	+3-2-3-1
5-16	* N.C. State	+4-1-2-2	+4-1-1-1	+3-1-0-0	-----	-----	+4-0-0-0	-----	+3-1-2-1	+4-0-0-0	+4-1-2-0	-----	-----	+4-0-1-0	+3-0-1-0
5-21	+ Virginia	+4-0-2-2	+4-1-1-0	+4-1-1-1	-----	-----	+3-0-1-1	-----	+2-0-0-1	+4-1-1-0	+2-1-0-0	-----	-----	+5-1-1-0	+4-0-0-0
5-22	+ Duke	+3-0-2-1	+5-0-1-0	+5-1-2-0	-----	-----	+2-0-1-0	-----	+3-0-1-0	+4-1-1-1	+5-1-2-1	1-0-0-0	2-0-0-0	+5-1-1-0	+2-0-0-0
5-23	+ North Carolina	+6-0-2-2	+4-0-0-0	+6-2-4-1	1-0-0-0	-----	+5-0-1-1	1-0-0-0	+3-0-1-0	+5-0-1-0	+5-1-2-0	-----	+3-1-1-0	+4-0-1-0	1-0-0-0
5-29	\$ Tennessee Tech	+3-0-1-0	+4-1-1-0	+5-0-1-1	1-1-1-0	-----	+4-0-0-0	-----	+3-0-0-1	+1-0-0-0	+3-1-1-0	-----	-----	+5-1-2-3	+1-1-1-0
5-30	\$ Oklahoma State	+4-0-0-0	+3-0-1-1	+4-0-2-1	-----	-----	+3-1-1-0	-----	1-1-1-0	+4-0-1-0	+3-0-2-0	+2-0-0-0	2-0-0-0	+4-0-0-0	+2-0-0-0
5-31	\$ Tennessee Tech	+3-0-2-1	+3-2-3-2	+3-1-1-2	1-1-1-0	1-0-0-0	+4-2-1-0	1-0-0-0	+3-0-0-0	+3-0-0-0	+4-1-2-3	1-0-1-1	1-0-0-0	+2-2-2-1	+3-1-1-0
5-31	\$ Oklahoma State	+6-1-4-4	+5-2-3-1	+6-4-4-2	+3-1-1-1	1-0-0-1	+5-1-1-1	0-0-0-0	+4-1-1-1	1-1-0-0	+5-2-2-2	1-0-0-0	2-0-0-0	+2-2-0-1	+3-0-0-0
6- 1	\$ Oklahoma State	+4-0-0-0	+4-2-2-2	+4-1-3-1	+2-0-0-0	-----	+3-0-1-0	-----	+4-1-1-0	2-0-1-2	+3-1-0-0	-----	3-1-1-0	+4-0-1-1	+1-0-0-0
6- 6	¶ Arizona State	+4-0-0-0	+5-0-2-3	+4-0-0-0	-----	-----	+4-2-2-0	-----	+4-1-2-0	+4-1-0-0	+3-0-1-0	-----	+4-0-2-1	+4-0-0-0	-----
6- 7	¶ Arizona State	+3-0-1-0	+4-1-1-0	+4-0-0-0	-----	-----	+3-0-0-0	-----	+3-0-0-0	+3-0-0-0	+4-0-1-1	-----	+3-0-0-0	+4-1-1-1	-----

* - ACC regular-season game; # - Greenville, SC (Fluor Field); + - ACC Tournament at Durham, NC; \$ - NCAA Regional at Clemson, SC; ¶ - NCAA Super Regional at Tempe, AZ; - start; Note: **Bold** denotes a Clemson home game.

Career Individual Game-By-Game Pitching Stats

#19 Kevin Brady, RHP

2009 • Fr.

Date	Opponent	IP	H	R	ER	BB	SO	Dec
2-21	Charlotte	1.1	1	0	0	0	0	0
2-25	Wofford	+4.2	6	1	1	1	3	3
3-4	*North Carolina-Asheville	+3.0	2	1	1	1	2	2
3-11	#Michigan State	+1.2	0	0	0	3	3	3

#44 Tomas Cruz, RHP

2009 • Jr.

Date	Opponent	IP	H	R	ER	BB	SO	Dec
2-22	Charlotte	2.0	0	0	0	1	1	1
3-3	Furman	^3.1	1	2	2	2	5	L
3-6	*North Carolina	^3.0	1	0	0	0	2	W
3-11	#Michigan State	^1.0	1	1	1	1	1	1
3-13	*Wake Forest ⁽¹⁾	3.0	2	0	0	0	2	W
3-18	South Carolina-Upstate	1.0	0	0	0	1	0	0
3-20	*Florida State	1.2	0	2	0	1	1	1
3-22	*Florida State	1.2	3	1	1	0	2	2
3-24	Elon ⁽²⁾	^1.0	1	1	1	1	0	S
3-28	*Boston College ⁽¹⁾	^2.0	2	1	1	1	1	S
3-31	Georgia	^2.0	0	0	0	0	2	2
4-5	*Duke	^1.0	2	0	0	0	1	1
4-7	South Carolina	4.0	1	1	1	0	5	5
4-12	*Miami (FL)	^2.0	2	0	0	1	2	S
4-15	Western Carolina	^1.0	0	0	0	0	2	2
4-22	South Carolina	^2.0	2	2	2	1	3	3
4-25	*Georgia Tech	^2.1	3	3	3	2	1	1
5-3	*Maryland ⁽²⁾	^2.1	3	2	2	0	2	L
5-10	North Carolina-Wilmington	1.0	2	1	1	0	0	L
5-12	College of Charleston	2.1	0	0	0	0	1	1
5-16	*N.C. State	^0.1	0	0	0	0	1	S
5-23	+North Carolina	1.0	1	1	1	2	0	0
6-1	\$Oklahoma State	4.1	4	1	1	2	4	4
6-7	^Arizona State	^0.2	1	0	0	0	0	0

#43 Kyle Deese, RHP

2009 • *Fr.

Date	Opponent	IP	H	R	ER	BB	SO	Dec
3-18	South Carolina-Upstate	1.0	0	0	0	0	1	1
3-24	Elon ⁽²⁾	1.1	0	0	0	0	2	2
4-4	*Duke	0.1	1	1	1	1	0	0
4-11	*Miami (FL) ⁽¹⁾	1.0	0	0	0	3	0	0
4-14	Western Carolina	1.0	1	0	0	0	3	3
4-18	*Virginia Tech	^1.0	1	1	1	2	1	1
5-2	*Maryland	^1.0	0	1	0	3	0	0

#32 Trey Delk, RHP

2008 • *Jr.

Date	Opponent	IP	H	R	ER	BB	SO	Dec
2-24	Mercer	1.0	3	3	3	1	1	1
3-8	*Wake Forest	1.0	0	0	0	2	1	1
3-20	Furman	1.0	1	1	0	1	2	2
4-1	Georgia	1.1	3	1	1	0	2	2
4-5	*Miami (FL)	0.1	0	2	2	1	1	1
4-9	South Carolina	2.0	0	0	0	1	2	2
4-11	*North Carolina ^N	2.1	4	2	2	3	1	1
4-16	South Carolina	^5.2	4	1	0	1	3	3
4-22	Western Carolina	+7.0	2	0	0	2	7	W
4-26	*Virginia Tech	2.1	3	1	1	0	3	3
5-5	*Florida State	+3.2	10	3	3	1	3	L
5-11	*Georgia Tech	+5.2	3	2	2	1	4	W
5-17	Central Florida	+5.2	8	4	3	0	3	3
5-24	+Georgia Tech	+3.2	5	3	2	1	1	1

2009 • *Sr.

Date	Opponent	IP	H	R	ER	BB	SO	Dec
2-20	Charlotte	+5.1	4	1	1	1	5	W
2-28	South Carolina	+4.0	4	1	1	2	2	2
3-6	*North Carolina	+2.2	5	3	3	2	3	3
3-13	*Wake Forest ⁽¹⁾	+5.2	6	1	1	2	8	8
3-20	*Florida State	+5.0	6	2	1	3	3	L
4-26	*Georgia Tech	+3.0	3	2	1	1	4	W
5-2	*Maryland	+4.1	3	0	0	2	2	2
5-8	North Carolina-Wilmington	+5.0	5	1	1	1	2	W
5-14	*N.C. State	+6.0	5	2	2	3	3	W
5-21	+Virginia	+4.1	6	4	4	2	6	6
5-29	\$Tennessee Tech	+4.1	6	4	4	3	3	3

#28 Chris Dwyer, LHP

2009 • Fr.

Date	Opponent	IP	H	R	ER	BB	SO	Dec
2-21	Charlotte	+6.2	2	0	0	1	9	W
3-3	Furman	+5.0	0	0	0	0	3	3
3-8	*North Carolina	+4.0	4	4	3	3	3	3
3-15	*Wake Forest	+7.0	6	2	2	2	5	W
3-21	*Florida State	+4.2	4	3	3	5	6	6
3-27	*Boston College	+1.2	5	8	8	2	1	L
3-31	Georgia	+3.0	8	5	5	1	4	L
4-5	*Duke	+6.0	4	1	1	0	5	W
4-11	*Miami (FL) ⁽²⁾	+^9.0	2	1	1	4	10	W
4-17	*Virginia Tech	+5.1	9	3	2	2	8	L
4-24	*Georgia Tech	+2.1	4	5	5	2	3	L
5-3	*Maryland ⁽²⁾	+5.0	6	4	3	1	6	6
5-10	North Carolina-Wilmington	+5.0	4	3	3	1	5	5
5-16	*N.C. State	+3.1	2	3	2	3	3	3
5-22	+Duke	+5.0	6	6	5	2	4	L
5-31	\$Oklahoma State	+8.2	6	1	1	1	13	W
6-7	^Arizona State	+4.1	4	3	3	3	7	L

#39 Alex Frederick, RHP

2009 • *So.

Date	Opponent	IP	H	R	ER	BB	SO	Dec
3-4	North Carolina-Asheville	1.0	1	0	0	0	0	0
4-11	*Miami (FL) ⁽¹⁾	^2.0	0	0	0	0	3	3
4-15	Western Carolina	2.0	1	0	0	0	3	W
4-18	*Virginia Tech	3.0	4	0	0	3	1	1
5-2	*Maryland	1.0	1	1	0	0	1	0
5-11	#Furman	0.2	4	4	4	1	0	0

#35 Craig Gullickson, LHP

2008 • Fr.

Date	Opponent	IP	H	R	ER	BB	SO	Dec
2-24	Mercer	1.0	0	0	0	0	1	1
2-27	High Point	+3.0	4	1	0	0	0	W
3-9	*Wake Forest ⁽²⁾	2.1	2	1	1	2	4	4
3-12	North Carolina-Greensboro	+4.0	4	2	2	1	2	2
3-16	*Boston College	1.0	1	0	0	0	1	1
3-20	Furman	+6.0	4	0	0	2	8	W
3-26	Elon	+5.0	4	1	1	0	8	W
4-1	Georgia	+2.0	4	5	2	2	2	L
4-5	*Miami (FL)	1.2	0	0	0	1	0	0

4-9	South Carolina	+2.1	6	5	5	1	0	L
4-13	*North Carolina	^1.1	1	0	0	0	0	0
4-23	#Presbyterian	3.1	5	0	0	1	2	W
4-27	*Virginia Tech	^1.2	3	1	1	1	2	2
5-4	*Florida State	3.2	10	6	6	1	0	0
5-7	#Furman	1.0	0	0	0	0	1	1
5-11	*Georgia Tech	1.2	4	2	2	0	1	1
5-13	College of Charleston	1.0	0	0	0	0	1	1
5-17	Central Florida	0.1	2	0	0	0	0	0
5-22	+N.C. State	0.1	3	2	2	2	0	0

2009 • So.

Date	Opponent	IP	H	R	ER	BB	SO	Dec
2-25	Wofford	1.0	0	0	0	0	2	2
3-4	North Carolina-Asheville	1.0	0	0	0	0	2	2
3-7	*North Carolina	0.0	0	1	1	3	0	0
3-17	Presbyterian	^1.0	1	0	0	0	1	1
3-24	Elon ⁽²⁾	3.0	3	1	1	0	3	W
4-4	*Duke	1.1	0	1	0	3	0	0
4-8	South Carolina	2.0	0	0	0	1	1	1
4-11	*Miami (FL) ⁽¹⁾	0.2	0	3	1	1	0	0
5-8	North Carolina-Wilmington	1.0	0	0	0	1	1	1


#36 Casey Harman, LHP

2008 • Fr.

Date	Opponent	IP	H	R	ER	BB	SO	Dec
2-24	Mercer	1.0	0	0	0	0	1	1
2-27	High Point	1.0	0	0	0	0	1	1
2-29	College of Charleston	1.2	2	2	1	0	1	1
3-5	Wofford	+3.0	6	2	2	0	4	4
3-9	*Wake Forest ⁽¹⁾	^2.1	2	0	0	1	3	3
3-11	North Carolina-Greensboro	3.0	2	0	0	0	3	3
3-15	*Boston College	0.0	0	1	0	0	0	L
3-18	Coastal Carolina	1.2	0	0	0	0	1	1
3-21	*N.C. State	1.2	3	1	1	0	1	L
3-25	Elon	3.0	1	1	1	0	5	5
3-28	*Maryland	0.2	0	0	0	0	1	1
3-30	*Maryland	1.0	0	0	0	0	0	0
4-2	Georgia	2.2	5	2	2	2	2	L
4-5	*Miami (FL)	2.0	2	2	2	1	2	L
4-9	South Carolina	1.2	2	1	1	0	2	2
4-12	*North Carolina	0.2	1	0	0	0	0	0
4-15	Western Carolina	+4.0	5	1	1	2	3	3
4-20	*Duke	0.2	2	2	2	0	0	0
4-23	#Presbyterian	1.0	3	3	3	0	1	1
4-25	*Virginia Tech	1.0	2	1	1	1	1	1
5-3	*Florida State	0.0	1	1	1	0	0	L
5-5	*Florida State	3.1	2	1	1	1	5	5
5-7	#Furman	1.0	1	0	0	0	2	2
5-10	*Georgia Tech	0.0	1	0	0	0	1	0
5-13	College of Charleston	2.0	1	0	0	1	3	W
5-21	+Miami (FL)	^2.0	0	0	0	0	2	2
5-24	+Georgia Tech	2.0	0	0	0	0	0	0

2009 • So.

Date	Opponent	IP	H	R	ER	BB	SO	Dec
2-20	Charlotte	1.2	1	1	1	0	3	
2-25	Wofford	1.1	0	0	0	1	2	W
2-28	South Carolina	3.1	1	0	0	0	6	
3-6	* North Carolina	4.1	1	1	1	1	3	
3-8	* North Carolina	^0.1	3	2	1	0	0	L
3-13	* Wake Forest ⁽²⁾	+6.1	9	1	1	0	4	W
3-21	* Florida State	^0.1	0	0	0	0	0	S
3-22	* Florida State	+5.0	7	2	2	2	4	
3-24	Elon ⁽¹⁾	0.2	1	0	0	0	1	
3-28	* Boston College ⁽¹⁾	+7.0	7	5	5	1	9	W
4-3	* Duke	+4.2	7	2	2	1	3	
4-7	South Carolina	^0.1	2	2	2	2	0	L
4-11	* Miami (FL) ⁽¹⁾	+2.0	6	4	4	0	2	L
4-17	* Virginia Tech	^1.0	0	0	0	0	1	
4-19	* Virginia Tech	+6.0	6	0	0	0	5	W
4-25	* Georgia Tech	+6.2	7	2	2	1	4	W
5-3	* Maryland ⁽¹⁾	+5.1	6	3	3	1	3	
5-9	* North Carolina-Wilmington	+6.0	6	2	1	1	9	W
5-15	* N.C. State	+5.0	8	5	5	0	8	W
5-23	+ North Carolina	+7.1	7	2	2	1	10	
5-30	\$ Oklahoma State	+6.1	3	2	2	2	8	
6-6	† Arizona State	+5.2	10	4	4	2	4	



Ryan Hinson made 85 appearances in his career, fifth-most in Tiger history.

#29 David Haselden, RHP

2009 • Fr.										
Date	Opponent	IP	H	R	ER	BB	SO	Dec		
3-10	Michigan State	1.0	1	0	0	0	1			
3-27	*Boston College	3.2	6	4	4	0	3			
4-4	*Duke	2.1	2	2	2	0	1			
4-15	Western Carolina	*4.0	5	2	2	0	3			
5-11	#Furman	*5.0	5	1	1	1	6	W		
5-14	*N.C. State	^0.2	2	1	0	0	0			
5-31	\$Tennessee Tech	^1.0	0	0	0	0	2			

#45 Ryan Hinson, LHP

2006 • Fr.										
Date	Opponent	IP	H	R	ER	BB	SO	Dec		
2-19	James Madison	1.0	1	1	0	2	2			
2-26	Mercer ⁽¹⁾	1.0	0	0	0	0	0			
3-5	South Carolina	0.2	1	0	0	1	0			
3-15	Gardner-Webb	1.0	2	1	1	0	2			
3-21	Elon	*5.0	2	1	1	2	6	W		
4-2	*Miami (FL)	1.0	0	0	0	0	2			
4-5	South Carolina	*5.0	6	1	1	3	7			
4-14	*Georgia Tech	1.2	2	1	1	1	2	W		
4-16	*Georgia Tech	2.1	3	5	5	3	3			
4-22	*Boston College ⁽²⁾	^3.0	1	0	0	0	1	S		
4-30	*Virginia Tech	1.0	0	0	0	0	1			
5-8	*Duke ⁽¹⁾	0.0	1	0	0	1	0			
5-9	*Duke	^1.0	0	0	0	0	0			
5-13	*Florida State	^2.2	1	0	0	0	2	W		
5-20	*Wake Forest	1.0	0	0	0	0	2			
5-27	+Georgia Tech ⁽¹⁾	1.0	3	2	2	3	0			
6-4	\$Mississippi State	0.0	0	1	1	1	0			
6-16	!Georgia Tech	2.0	1	0	0	1	1	W		
6-20	!Cal State Fullerton	0.1	0	1	1	0	0			

2007 • So.										
Date	Opponent	IP	H	R	ER	BB	SO	Dec		
2-18	George Mason	*4.0	3	1	1	3	3			
2-24	Pacific ⁽¹⁾	*5.0	8	2	0	1	4			
3-4	South Carolina	*6.0	4	1	1	1	5			
3-10	Memphis	*5.2	7	2	2	1	6			
3-17	*Duke	*6.1	5	2	2	1	3	W		
3-24	*Maryland	*6.2	6	4	2	3	6	L		
3-31	*Miami (FL)	*6.0	3	1	1	2	6	W		
4-8	*Virginia Tech	*4.2	4	2	2	2	2			
4-15	*Wake Forest	*7.0	9	2	2	0	8	W		
4-22	*Virginia	*6.1	1	0	0	5	5	W		
4-29	*Georgia Tech	*3.2	3	4	1	6	2	L		

5-6	*Boston College ⁽²⁾	*4.1	7	6	5	2	1			
5-9	Furman	*2.0	1	1	1	2	2			
5-13	*Florida State	0.2	1	1	1	2	0			
5-15	College of Charleston	1.0	2	1	1	1	2			
5-19	*N.C. State	2.0	1	0	0	2	2	W		
5-25	+Wake Forest	*6.1	4	1	1	3	1			
6-3	\$Coastal Carolina	1.2	1	0	0	0	1	W		
6-9	!Mississippi State	2.2	2	2	2	2	1			

2008 • Jr.										
Date	Opponent	IP	H	R	ER	BB	SO	Dec		
2-23	Mercer ⁽¹⁾	*5.0	5	2	2	3	4	W		
3-1	South Carolina	*6.0	6	7	1	0	5	L		
3-8	*Wake Forest	*4.0	9	8	8	3	4	L		
3-14	*Boston College	*6.2	7	5	2	1	7	L		
3-21	*N.C. State	*5.1	8	4	4	1	6			
3-26	Elon	^2.0	0	0	0	0	3	S		
3-30	*Maryland	*7.0	6	2	2	1	8	W		
4-2	Georgia	^1.0	2	0	0	0	0			
4-6	*Miami (FL)	*4.1	4	6	4	5	3	L		
4-13	*North Carolina	*5.0	11	5	4	1	1	L		
4-20	*Duke	*5.2	3	2	2	1	3			
4-26	*Virginia Tech	*1.2	6	4	1	1	1			
5-3	*Florida State	0.1	1	0	0	0	1			
5-5	*Florida State	^2.0	0	0	0	1	1			
5-7	#Furman	2.0	3	2	2	1	5			
5-10	*Georgia Tech	^4.2	4	2	2	0	5			
5-13	College of Charleston	^1.1	2	2	1	1	1			
5-16	Central Florida	2.0	3	1	0	1	1			
5-24	+Georgia Tech	2.1	4	1	1	1	3	W		

2009 • Sr.										
Date	Opponent	IP	H	R	ER	BB	SO	Dec		
2-21	Charlotte	^1.0	1	0	0	0	1			
2-22	Charlotte	^2.0	0	0	0	0	2	W		
2-25	Wofford	0.1	0	0	0	0	1			
2-28	South Carolina	^0.2	1	0	0	0	2			
3-3	Furman	2.2	5	2	2	0	3			
3-8	*North Carolina	2.2	5	3	3	2	2			
3-11	*Michigan State	1.0	0	0	0	0	1			
3-13	*Wake Forest ⁽²⁾	0.2	0	0	0	0	1			
3-15	*Wake Forest	1.0	1	1	1	1	2			
3-20	*Florida State	^0.2	0	0	0	1	2			
3-22	*Florida State	1.1	1	1	1	0	3			
3-24	Elon ⁽²⁾	1.2	1	0	0	1	2			
3-31	Georgia	0.2	0	0	0	0	1			
4-5	*Duke	1.0	0	0	0	0	0			
4-8	South Carolina	*3.0	3	3	2	3	2			
4-12	*Miami (FL)	1.1	0	2	1	3	2			
4-18	*Virginia Tech	2.0	2	1	1	1	3			
4-21	Coastal Carolina	2.0	2	2	2	0	3			
4-24	*Georgia Tech	2.2	3	0	0	0	3			
4-26	*Georgia Tech	1.0	0	0	0	0	0			
5-2	*Maryland	2.2	1	0	0	2	4	W		
5-10	North Carolina-Wilmington	2.0	1	0	0	0	1			
5-12	College of Charleston	0.2	1	2	0	2	1			
5-15	*N.C. State	1.0	1	0	0	0	1			
5-23	+North Carolina	0.1	0	0	0	0	1			
5-30	*Oklahoma State	1.0	1	1	1	0	1	L		
6-1	\$Oklahoma State	*1.0	3	2	2	1	0			
6-6	!Arizona State	^0.1	0	0	0	0	1			

#30 Will Lamb, OF/LHP

2009 • Fr.										
Date	Opponent	IP	H	R	ER	BB	SO	Dec		
3-3	Furman	1.0	0	0	0	0	0			
3-7	*North Carolina	4.2	1	0	0	2	3			
3-11	*Michigan State	1.0	0	0	0	0	1			
3-13	*Wake Forest ⁽¹⁾	^0.1	0	0	0	0	0	S		
3-17	Presbyterian	2.0	2	0	0	0	1			
3-20	*Florida State	0.2	2	1	1	0	1			
3-24	Elon ⁽¹⁾	*4.1	8	2	2	1	1			
4-7	South Carolina	1.0	0	0	0	1	1			
4-14	Western Carolina	^1.0	0	0	0	0	2			
4-19	*Virginia Tech	^1.0	3	1	1	1	1			
4-24	*Georgia Tech	1.1	3	0	0	0	1			
5-3	*Maryland ⁽²⁾	0.2	1	0	0	1	0			
5-9	North Carolina-Wilmington	^1.0	1	0	0	0	1			
5-14	*N.C. State	2.0	1	1	1	2	2			
6-7	!Arizona State	0.0	0	1	1	0	0			

#8 Clinton McKinney, RHP

2008 • Jr.										
Date	Opponent	IP	H	R	ER	BB	SO	Dec		
2-23	Mercer ⁽¹⁾	^1.0	0	0	0	1	0			
2-27	High Point	1.0	1	0	0	0	0			
2-29	College of Charleston	0.0	1	1	0	0	0			
3-2	South Carolina	1.2	2	1	1	0	1			
3-5	Wofford	0.1	1	4	3	2	0			
3-11	North Carolina-Greensboro	0.1	3	4	1	0	0			
3-16	*Boston College	^1.0	0	0	0	0	0			
3-29	*Maryland	0.1	0	0	0	0	0			
4-1	Georgia	1.2	4	4	4	1	0			
4-11	*North Carolina ⁽¹⁾	^0.2	1	1	0	0	0			
4-19	*Duke	^2.0	2	2	1	0	1			
4-23	#Presbyterian	1.0	2	1	1	0	0			
4-25	*Virginia Tech	^1.0	1	0	0	0	0			
5-3	*Florida State	^0.1	1	0	0	0	0			
5-13	College of Charleston	0.2	2	2	2	3	1			

2009 • Sr.										
Date	Opponent	IP	H	R	ER	BB	SO	Dec		
2-20	Charlotte	^1.0	3	1	1	0	0			
3-4	North Carolina-Asheville	^1.0	0	0	0	0	2			
3-24	Elon ⁽¹⁾	3.0	2	0	0	0	3	W		
3-31	Georgia	2.1	2	1	1	1	5			
4-3	*Duke	^4.1	4	1	0	0	3	W		
4-11	*Miami (FL) ⁽¹⁾	2.0	3	3	3	2	0			
4-15	Western Carolina	1.0	0	0	0	1	1			
4-17	*Virginia Tech	1.2	3	2	2	1	1			
4-21	Coastal Carolina	^1.0	0	0	0	1	3	W		
4-24	*Georgia Tech	1.0	1	0	0	1	1			
5-11	#Furman	2.0	1	0	0	0	2			
5-16	*N.C. State	1.2	0	0	0	0	1	W		
5-22	+Duke	1.0	4	4	4	1	0			

#20 Richard Mounce, 1B/RHP

2009 • Fr.										
Date	Opponent	IP	H	R	ER	BB	SO	Dec		
3- 4	North Carolina-Asheville	1.0	0	0	0	0	1			
3- 27	*Boston College	^2.2	2	1	1	0	0			
4- 12	*Miami (FL)	0.2	1	0	0	0	0			
4- 15	Western Carolina	1.0	1	0	0	0	0			
5- 14	*N.C. State	0.1	4	4	4	0	0			



Graham Stoneburner had a 3.08 strikeout-to-walk ratio in his two years at Clemson.

4-16	South Carolina	+3.1	9	5	5	0	3	L
4-19	*Duke	0.1	0	0	0	0	0	
4-20	*Duke	0.2	2	2	1	0	0	
4-22	Western Carolina	1.0	1	0	0	1	0	
4-23	#Presbyterian	^1.0	2	0	0	0	1	
4-25	*Virginia Tech	1.0	2	1	1	0	2	
4-26	*Virginia Tech	1.0	1	0	0	1	1	
5-3	*Florida State	0.2	3	3	2	1	1	
5-7	#Furman	+2.0	2	1	1	1	0	
5-11	*Georgia Tech	0.1	3	1	1	0	0	
5-15	Central Florida	^2.0	1	0	0	0	0	
5-17	Central Florida	1.1	1	0	0	0	1	W
5-22	+N.C. State	5.0	8	2	2	0	2	

2009 • Jr.

Date	Opponent	IP	H	R	ER	BB	SO	Dec
2-22	Charlotte	2.0	4	3	3	0	0	
3-4	North Carolina-Asheville	1.0	1	1	0	1	0	W
3-8	*North Carolina	1.1	1	0	0	0	2	
3-10	Michigan State	+6.0	3	1	1	0	2	W
3-18	South Carolina-Upstate	+5.0	0	0	0	0	2	W
3-22	*Florida State	^0.2	1	3	3	2	0	L
3-24	Elon ⁽¹⁾	+2.0	6	5	3	0	2	
4-1	Georgia	+8.0	3	1	1	1	12	
4-7	South Carolina	+3.0	6	4	4	1	1	
4-12	*Miami (FL)	+3.2	4	3	3	1	2	
4-18	*Virginia Tech	+2.0	6	5	5	2	0	L
5-9	North Carolina-Wilmington	2.0	2	1	1	0	1	
5-11	#Furman	^1.1	0	0	0	0	0	S
5-15	*N.C. State	2.0	3	0	0	0	1	
5-22	+Duke	^2.0	1	0	0	1	1	
5-31	\$Oklahoma State	^0.1	0	0	0	0	0	

#15 Graham Stoneburner, RHP

2008 • Fr.

Date	Opponent	IP	H	R	ER	BB	SO	Dec
2-24	Mercer	+5.0	3	0	0	1	3	W
2-29	College of Charleston	+5.0	5	3	3	1	4	
3-8	*Wake Forest	2.0	5	5	5	1	2	
3-11	North Carolina-Greensboro	+3.0	3	0	0	1	0	W
3-16	*Boston College	+6.0	3	1	1	0	8	W
3-23	*N.C. State	+9.0	2	0	0	1	7	W
3-29	*Maryland	+5.0	3	3	0	0	4	
4-5	*Miami (FL)	+3.1	7	5	5	3	2	
4-9	South Carolina	1.0	2	1	1	0	1	
4-12	*North Carolina	+7.2	10	4	1	2	3	L
4-19	*Duke	+5.2	8	8	7	1	2	L
4-25	*Virginia Tech	+5.0	5	3	1	1	4	W
5-4	*Florida State	+4.0	7	7	7	4	1	L
5-10	*Georgia Tech	+3.1	5	5	5	2	6	L
5-16	Central Florida	+5.2	4	2	2	3	4	W
5-22	+N.C. State	+0.2	6	6	6	0	1	L

2009 • So.

Date	Opponent	IP	H	R	ER	BB	SO	Dec
2-22	Charlotte	+4.0	6	2	2	1	6	
2-25	Wofford	^1.0	0	0	0	0	3	
2-28	South Carolina	1.0	3	2	2	0	1	L
3-7	*North Carolina	+2.1	4	4	3	2	2	L
3-11	#Michigan State	3.1	3	0	0	0	6	W
3-15	*Wake Forest	^1.0	0	0	0	0	0	
3-17	Presbyterian	+6.0	2	0	0	1	7	W
3-21	*Florida State	4.0	4	2	2	2	4	
3-28	*Boston College ⁽²⁾	+8.1	9	3	3	4	6	W
4-4	*Duke	+3.1	9	6	6	1	3	L
4-8	South Carolina	^2.0	2	1	1	0	3	S
4-12	*Miami (FL)	1.1	3	1	1	2	1	W
4-14	Western Carolina	+7.0	5	1	1	2	11	W
4-21	Coastal Carolina	+6.0	5	1	0	2	5	
4-26	*Georgia Tech	3.0	5	1	1	0	4	
5-3	*Maryland ⁽²⁾	1.0	1	2	0	0	0	
5-16	*N.C. State	1.2	2	0	0	0	1	
5-23	+N.C. Carolina	^1.0	1	0	0	0	2	W
5-29	\$Tennessee Tech	^4.2	2	0	0	0	5	W
6-6	^Arizona State	2.0	4	3	3	2	1	L

#42 Josh Thrailkill, RHP

2007 • Fr.

Date	Opponent	IP	H	R	ER	BB	SO	Dec
2-21	High Point	+2.0	4	2	2	0	2	
3-27	Gardner-Webb	1.0	0	0	0	0	1	
4-4	Georgia	2.0	5	3	3	0	2	

2009 • So.

Date	Opponent	IP	H	R	ER	BB	SO	Dec
3-4	North Carolina-Asheville	1.0	0	0	0	0	0	
3-10	Michigan State	1.0	1	1	1	0	1	
5-8	North Carolina-Wilmington	^1.0	1	0	0	0	0	

#22 Matt Vaughn, RHP

2006 • Fr.

Date	Opponent	IP	H	R	ER	BB	SO	Dec
2-17	James Madison ⁽¹⁾	^1.0	1	1	1	1	1	
3-3	College of Charleston	2.0	0	0	0	0	3	
3-10	Kansas	1.0	2	2	2	1	0	
3-15	Gardner-Webb	1.0	2	1	1	0	0	
3-22	Elon	2.0	0	0	0	0	3	
3-28	Georgia	1.2	3	4	1	2	2	
3-31	*Miami (FL)	0.2	1	0	0	0	0	
4-4	Western Carolina	+1.0	5	6	5	3	1	L
4-9	*Maryland	1.0	1	0	0	0	1	
4-12	South Carolina	^1.0	2	1	1	0	2	
4-16	*Georgia Tech	0.0	3	4	4	0	0	
5-8	*Duke ⁽²⁾	1.0	1	0	0	0	2	
5-20	*Wake Forest	0.0	1	0	0	0	0	

2007 • So.

Date	Opponent	IP	H	R	ER	BB	SO	Dec
2-18	George Mason	2.0	3	3	3	2	1	
2-24	Pacific ⁽²⁾	^2.0	1	0	0	1	3	S
3-9	Memphis	3.1	1	0	0	0	6	
3-16	*Duke	1.0	3	3	0	0	2	
3-18	*Duke	4.0	2	0	0	0	3	W
3-27	Gardner-Webb	+5.0	5	2	1	1	5	W
4-6	*Virginia Tech ⁽¹⁾	^5.0	7	2	2	2	3	W
4-18	South Carolina	4.2	3	1	1	1	3	
4-24	Elon	2.1	2	1	1	1	3	
4-28	*Georgia Tech	0.2	2	0	0	0	0	
5-6	*Boston College ⁽²⁾	^4.2	2	0	0	2	4	W
5-11	*Florida State	1.0	5	6	3	0	1	
5-17	*N.C. State	1.2	4	1	1	1	1	
5-25	+Wake Forest	0.2	0	0	0	1	1	
6-3	\$Coastal Carolina	0.1	1	0	0	2	0	
6-8	^Mississippi State	^1.0	0	0	0	0	1	

2008 • Jr.

Date	Opponent	IP	H	R	ER	BB	SO	Dec
2-23	Mercer ⁽²⁾	^1.0	1	1	1	0	1	S
2-27	High Point	^1.0	2	1	1	0	2	
2-29	College of Charleston	^2.0	2	0	0	0	3	S
3-2	South Carolina	^1.0	2	2	2	0	3	

3-5	Wofford	^1.0	0	0	0	0	1	S
3-9	*Wake Forest ⁽²⁾	^1.0	0	0	0	2	2	S
3-11	North Carolina-Greensboro	^0.2	1	0	0	0	1	S
3-15	*Boston College	^1.2	5	3	0	0	4	
3-18	Coastal Carolina	^1.0	1	2	2	2	0	
3-22	*N.C. State	^2.0	0	0	0	1	2	S
3-25	Elon	^1.0	0	0	0	1	0	S
3-28	*Maryland	^0.1	0	0	0	0	0	S
3-30	*Maryland	^1.0	0	0	0	0	0	
4-2	Georgia	1.1	0	0	0	0	0	
4-4	*Miami (FL)	^0.1	2	2	2	0	0	L
4-9	South Carolina	^1.0	1	0	0	0	1	
4-12	*North Carolina	^0.2	0	0	0	0	0	
4-15	Western Carolina	4.0	4	2	2	0	3	L
4-18	*Duke	^2.0	3	0	0	0	2	S
4-20	*Duke	^3.0	2	0	0	0	5	
4-22	Western Carolina	^1.0	0	0	0	0	2	
4-25	*Virginia Tech	1.0	0	0	0	2	1	
4-26	*Virginia Tech	^2.0	3	2	2	2	2	W
5-3	*Florida State	1.2	3	2	2	0	0	
5-7	#Furman	^1.0	1	0	0	1	2	
5-11	*Georgia Tech	^1.0	2	1	1	0	1	
5-13	College of Charleston	+2.0	2	1	1	1	1	
5-16	Central Florida	^1.1	1	0	0	0	2	S
5-17	Central Florida	^1.0	0	0	0	0	2	S
5-24	+Georgia Tech	^1.0	2	0	0	0	0	

2009 • Sr.

Date	Opponent	IP	H	R	ER	BB	SO	Dec
3-10	Michigan State	^1.0	0	0	0	0	2	
3-13	*Wake Forest ⁽²⁾	^1.0	1	0	0	1	0	
3-18	South Carolina-Upstate	^1.0	0	0	0	0	2	
3-21	*Florida State	2.0	4	2	2	1	2	W
3-24	Elon ⁽¹⁾	^1.0	3	1	1	0	1	S
3-28	*Boston College ⁽²⁾	^0.2	0	0	0	0	1	S
4-1	Georgia	^1.0	2	3	2	1	0	L
4-4	*Duke	^1.2	1	0	0	0	1	
4-8	South Carolina	2.0	2	1	1	1	1	W
4-11	*Miami (FL) ⁽¹⁾	1.1	4	2	2	1	0	
4-22	South Carolina	3.0	2	0	0	1	3	W
4-24	*Georgia Tech	^1.2	0	0	0	0	1	
5-3	*Maryland ⁽¹⁾	^1.0	1	0	0	1	1	S
5-10	North Carolina-Wilmington	^1.0	1	0	0	0	0	
5-12	College of Charleston	^1.0	2	0	0	0	2	S
5-15	*N.C. State	^1.0	0	0	0	0	2	
5-16	*N.C. State	0.1	0	0	0	1	0	
5-21	+Virginia	^4.0	2	0	0	0	2	
5-23	+North Carolina	1.1	2	0	0	1	0	
5-30	\$Oklahoma State	^0.2	1	0	0	0	0	
6-1	\$Oklahoma State	^3.2	3	2	0	1	2	W
6-7	^Arizona State	4.0	6	4	3	1	1	

#33 Scott Weismann, RHP

2009 • Fr.

Date	Opponent	IP	H	R	ER	BB	SO	Dec
2-20	Charlotte	1.0	1	0	0	0	2	
2-25	Wofford	0.2	3	1	1	0	2	
3- 3	Furman	2.0	0	0	0	1	0	
3- 7	* North Carolina	^1.0	1	0	0	0	1	
3-11	# Michigan State	1.0	0	0	0	0	1	
3-13	* Wake Forest ⁽²⁾	1.0	0	0	0	0	0	
3-18	South Carolina-Upstate	1.0	0	0	0	0	2	
4- 5	* Duke	1.0	2	0	0	0	2	
4-19	* Virginia Tech	2.0	2	0	0	0	2	
4-22	South Carolina	^4.0	2	0	0	1	3	
4-26	* Georgia Tech	^2.0	1	0	0	1	1	S
5- 3	* Maryland ⁽¹⁾	2.2	0	1	1	2	2	W
5- 8	North Carolina-Wilmington	2.0	3	1	1	1	1	
5-12	College of Charleston	^5.0	3	0	0	3	3	W
5-16	* N.C. State	1.2	2	1	1	2	2	
5-21	+ Virginia	0.2	2	2	1	1	2	L
5-31	\$ Tennessee Tech	^8.0	4	0	0	3	2	W

The 2009 season saw Clemson return to the national baseball scene, as the Tigers totaled 44 wins and advanced to a super regional. Clemson also earned its 22nd NCAA Tournament appearance in the last 23 years, its 34th overall (sixth-most in the nation), and eighth super-regional appearance (tied for fifth-most in the nation).

The Tigers finished third in the overall ACC standings and tied for the most ACC regular-season wins (19). They also had a 13-win improvement from 2008 that tied for the third-best mark in Tiger history.

Clemson did not lose more than two games in a row all year. Of its 22 losses, 19 were by four runs or less. During the season, the Tigers won twice in one day four times, their most since 1992.

The pitching had a 3.68 ERA, fifth-best in the nation. Clemson's 2.70 strikeout-to-walk ratio was the second-best mark in school history. It was a team effort, as 11 different Tigers pitched at least 22.0 innings and 10 different pitchers started at least one game on the mound.

Lefthander Casey Harman, who went from the bullpen to the team's most reliable starter, finished with a 7-3 record, one save, and a 3.95 ERA in a team-high 86.2 innings pitched. In 22 appearances (13 starts), he had a 5.56 strikeout-to-walk ratio, the second-best figure in school history.

Lefty Chris Dwyer pitched 86.0 innings over an ACC-high 17 starts. He had a team-high 95 strikeouts, becoming the first Tiger freshman to lead the team in strikeouts since 1997. Righty Trey Delk, who missed several weeks with an injury, was 4-1 with a 3.44 ERA in 49.2 innings pitched over 11 starts.

Righties Graham Stoneburner and Justin Sarratt both started seven games. Stoneburner struck out 71 against 19 walks in 64.0 innings pitched and had a 7-4 record and 3.52 ERA in 20 appearances. Sarratt walked only nine batters in 42.1 innings pitched.



Casey Harman had a 5.56 strikeout-to-walk ratio, the second-best mark in Tiger history.

Lefty Ryan Hinson led the team in appearances (28) and totaled 85, fifth-most in Tiger history, in his four-year career. In 38.1 innings pitched in 2009, he had a 3.76 ERA, 47 strikeouts, and a .228 opponents' batting average. Fellow senior and righty Matt Vaughn, also in the top 10 in career appearances (81), bounced back from preseason surgery and had a 4-1 record, four saves, and a 2.80 ERA in 35.1 innings pitched.

Three newcomers played major roles out of the bullpen. Righthander Tomas Cruz had a team-best .195 opponents' batting average, a team-tying-high four saves, and a 3.33 ERA in 46.0 innings pitched. Freshman righthander Scott Weismann had a team-best 1.23 ERA in 36.2 innings pitched. Freshman lefthander Will Lamb had a 2.45 ERA in 22.0 innings pitched on the mound, while he hit .268 in 27 games (11 starts) in the field.

First-baseman Ben Paulsen led Clemson at the plate with a .367 batting average while starting all 66 games. He also led the squad in hits (95), doubles (18), RBIs (61), slugging percentage (.618), on-base percentage (.435), and tied from the team-lead in homers (13). The .367 batting average was the highest by a Tiger since 2004.

First-Team All-ACC outfielder Jeff Schaus, Clemson's lone All-ACC honoree, played all 66 games

2009 Team Accomplishments

- Had its 52nd-consecutive non-losing season.
- Did not lose more than two games in a row all season.
- Tied for the most ACC wins of any team.
- Played in a super regional for the eighth time in the 11th year of that format.
- Won six games against top-five ranked teams.
- Finished ranked in the top 16 of all three major polls.
- Finished fifth in the nation in ERA.
- Had nine players selected in the Major League draft.
- Averaged 4,727 fans per home date, the seventh-highest figure in the nation.

and hit .320 with a .424 on-base percentage. Schaus tied for the team-lead in homers (13), was second in slugging percentage (.543), third in RBIs (50), and had two of the Tigers' four walkoff hits in 2009.

Second-baseman Mike Freeman was a solid #2 hitter for the Tigers. He hit .328 with 16 doubles, five triples, four homers, and 11 steals. Freeman also had an outstanding .979 fielding percentage, as he committed just seven errors.

Outfielder Wilson Boyd, who missed 14 games due to injury, was second on the team in batting average (.341). He easily led the team in hitting with runners in scoring position (.481) and had two of the Tigers' four walkoff hits. He was the only Tiger named to both the All-ACC Tournament and Clemson Regional All-Tournament teams.

Outfielder Chris Epps, who batted in the leadoff spot as the designated hitter during the latter stages of the season, had a .297 batting average and .415 on-base percentage. His late-season heroics were instrumental in Clemson's run in the postseason.

Outfielder Kyle Parker finished second on the team in homers (12) and RBIs (52). Parker, who went through spring football drills, won the Bob Bradley Award as Clemson's MVP of the South Carolina series.

John Nester, who cemented his role as the starting catcher after splitting time during the first half of 2009, had a solid year. He batted .304 with 11 doubles, five homers, and 33 RBIs in 57 games (46 starts).

Brad Miller became the first Tiger freshman since 2005 to start every game. The shortstop hit .273 with a .405 on-base percentage thanks to 53 walks, second-most in the ACC. He also led the team with 16 steals.

Jason Stolz and Matt Sanders split time at third base. In 55 games (42 starts), Stolz hit .315 with seven


2009 Starts By Position

Pitcher		Left Field			
#	Player	GS	#	Player	GS
28	Chris Dwyer	17	3	Jeff Schaus	54
36	Casey Harman	13	12	Wilson Boyd	12
32	Trey Delk	11			
23	Justin Sarratt	7	Center Field		
15	Graham Stoneburner	7	#	Player	GS
19	Kevin Brady	3	18	Addison Johnson	36
33	Scott Weismann	3	12	Wilson Boyd	21
29	David Haselden	2	30	Will Lamb	8
45	Ryan Hinson	2	26	Chris Epps	1
30	Will Lamb	1			
Catcher		Right Field			
#	Player	GS	#	Player	GS
17	John Nester	46	25	Kyle Parker	49
9	Phil Pohl	20	12	Wilson Boyd	11
			26	Chris Epps	3
			3	Jeff Schaus	3
First Base		Designated Hitter			
#	Player	GS	#	Player	GS
10	Ben Paulsen	66	26	Chris Epps	25
			25	Kyle Parker	11
Second Base			3	Jeff Schaus	8
#	Player	GS	20	Richard Mounce	7
5	Mike Freeman	66	21	Matt Sanders	7
			12	Wilson Boyd	5
Shortstop			30	Will Lamb	3
#	Player	GS			
13	Brad Miller	66			
Third Base					
#	Player	GS			
2	Jason Stolz	42			
21	Matt Sanders	24			

Note: **Bold** denotes returning player; 78.6 percent of the starts return in 2010.

Note: **Bold** denotes returning player; 78.6 percent of the starts return in 2010.

In winning the 2009 Clemson (SC) Regional, the Tigers improved to 36-6 in NCAA Tournament games at Doug Kingsmore Stadium under Head Coach Jack Leggett.



doubles and seven steals. Sanders batted .295 in 49 games (31 starts) with three homers.

The Tigers opened the year with a three-game sweep of Charlotte. In game-one, Clemson stole nine bases en route to an 8-3 victory. After a 4-0 win in game-two, the Tigers completed the sweep with a 6-5 win on Boyd's walkoff single in the 10th inning.

After an 8-2 win over Wofford, South Carolina came to town and edged the Tigers 3-1. After a 4-2 loss to Furman, in which the Tigers lost a no-hitter with two strikes and two outs in the ninth inning, Clemson responded with a 17-2 win over UNC Asheville.

Clemson traveled to Chapel Hill for the first time since 2004 to open ACC play. In game-one, the Tigers beat the #2 Tar Heels 6-5 when Sanders hit a sacrifice fly in the top of the 10th inning. North Carolina responded with close wins in the final two games.

The Tigers returned home for a game with Michigan State, its first visit to Clemson since 1958. The Tigers won 11-2, as 11 different players had a hit and 10 scored a run. The following night, Clemson took on the Spartans at Fluor Field in Greenville. Freeman went 4-for-4 and led the Tigers to a 6-1 win.

The Tigers returned to ACC action, as Wake Forest traveled to Tigertown. The Tigers swept a doubleheader by scores of 4-1 and 6-1 to open the series behind Parker, who went 6-for-9 with two homers and six RBIs in the two games. Clemson completed the sweep behind 7.0 strong innings pitched from Dwyer in a 7-3 win.

After an 8-0 win over Presbyterian, the Tigers faced USC Upstate. Five pitchers combined to throw Clemson's first no-hitter since 1984 in its 14-0 win. It was the 14th no-hitter in school history and only the second involving multiple pitchers.

Clemson then traveled to Tallahassee to take on the #24 Seminoles. After losing game-one 5-2, Clemson won game-two 8-7 in 11 innings thanks to

Parker's two-run homer in the 11th. The following day, Florida State won the series with a 7-4 walkoff win.

After Clemson won both games of a midweek doubleheader against Elon by scores of 5-3 and 8-7, the Tigers traveled to Boston College. After dropping game-one 13-1, the Tigers came back to win the series with a doubleheader sweep the following day by scores of 7-6 and 5-3. In the two games, Paulsen went 5-for-7 with a triple, homer, and five RBIs.

Clemson took on top-ranked Georgia in the annual midweek, home-and-home series. In Athens, the Bulldogs held on to edge the Tigers 6-5. The following night at Doug Kingsmore Stadium, the Bulldogs scored three runs in the ninth to win 4-2, spoiling a masterful performance by Sarratt. In 8.0 innings pitched, he allowed just three hits, one run, and one walk with 12 strikeouts while retiring 17 straight batters at one point. Sarratt earned ACC Pitcher-of-the-Week honors.

Duke came to town to the following weekend, as the Tigers won their second straight ACC series. After splitting the first two games, Clemson won game-three 10-1 and gave Jack Leggett his 700th win as the Tigers' head coach.

Clemson then traveled to Columbia for its first-ever game at Carolina Stadium. The Gamecocks won 7-6 on a walkoff single after Clemson had battled back from an early deficit. The following night in Tigertown, Clemson topped the Gamecocks when Epps' pinch-hit, run-scoring single in the fifth inning gave Clemson a lead it would not relinquish in a 7-5 win.

Miami (FL), ranked #5 in the nation, came to town the following weekend. After losing game-one 12-8, Dwyer pitched a complete-game two-hitter and allowed just one runner past second base to lead Clemson to a 9-1 win in game-two, as he earned ACC Pitcher-of-the-Week honors. The Tigers won game-three 9-6 to take their third straight ACC series.

Clemson made its annual trek to Cullowhee, NC and defeated Western Carolina 11-1, as Schaus, Paulsen, and Parker all totaled three hits apiece. The following night at Clemson, Parker went 4-for-5 with a homer, three runs, and four RBIs to lead the Tigers to a 13-2 win over the Catamounts. In his last at-bat, Parker's streak of eight hits in a row came to an end.

The Tigers then traveled to Blacksburg to take on Virginia Tech. After dropping the first two games, Harman pitched 6.0 scoreless innings and the Tigers scored six two-out runs to defeat the Hokies 8-1.

The #19 Coastal Carolina Chanticleers traveled to Clemson during the midweek and the Tigers won in dramatic fashion, as Schaus hit a two-out, walkoff grand slam to propel Clemson to a 5-3 win. The following night in Columbia, Clemson defeated South Carolina 12-2, as Nester went 3-for-5 with three RBIs and Parker went 2-for-4 with three RBIs to help the Tigers to a split of the four-game series.

Georgia Tech came to town the following weekend for a top-20 battle. In game-one, the #4 Yellow Jackets scored all five runs in the third inning and held on for a 5-4 win. In game-two, Schaus went 4-for-5 with a homer and four RBIs to lead the Tigers to an 8-5 win. Clemson took the series with a 6-3 win in game-three.

Following five days off for final exams, Maryland came to town. In an 11-2 game-one win, the Tigers totaled 16 hits, including eight extra-base hits. The following day, the teams split a doubleheader, but Clemson still won its second consecutive ACC series.

UNC Wilmington traveled to Clemson the next weekend for a non-conference series. Clemson won game-one 13-2 and followed with an 11-3 win the next day. The Seahawks won the series-finale 4-3.

2009 Individual Honors

#12 Wilson Boyd • OF • *Jr.

- All-ACC Tournament selection
- Clemson (SC) Regional All-Tournament selection

#32 Trey Delk • RHP • *Sr.

- 29th-round draft pick of the Chicago White Sox

#28 Chris Dwyer • LHP • Fr.

- Fourth-round draft pick of the Kansas City Royals
- Clemson (SC) Regional All-Tournament selection
- ACC Pitcher-of-the-Week (4/13)

#26 Chris Epps • OF • So.

- Clemson (SC) Regional MVP
- Clemson (SC) Regional All-Tournament selection

#5 Mike Freeman • INF • Jr.

- 36th-round draft pick of the Arizona Diamondbacks
- All-ACC Academic Team member
- Stowe Award winner (team most valuable pitcher)
- Clemson (SC) Regional All-Tournament selection

#36 Casey Harman • LHP • So.

- Second-Team All-ACC by SEBaseball.com
- All-ACC Tournament selection
- USA National Team Trials invitee

#45 Ryan Hinson • LHP • Sr.

- 10th-round draft pick of the San Diego Padres

#18 Addison Johnson • OF • *So.

- 48th-round draft pick of the Oakland Athletics

#8 Clinton McKinney • RHP • Sr.

- 48th-round draft pick of the Colorado Rockies

#13 Brad Miller • INF • Fr.

- USA National Team member

#25 Kyle Parker • OF • So.

- Bob Bradley Award winner (team MVP of the four-game series against South Carolina)
- ACC Player-of-the-Week (4/13)

#10 Ben Paulsen • 1B • Jr.

- Third-round draft pick of the Colorado Rockies
- First-Team All-ACC by SEBaseball.com
- Mitchell Award winner (team MVP)
- Clemson (SC) Regional All-Tournament selection

#21 Matt Sanders • INF • Sr.

- 41st-round draft pick of the Colorado Rockies

#23 Justin Sarratt • RHP • Jr.

- Dedication Award winner (team strength training)
- ACC Pitcher-of-the-Week (4/6)

#3 Jeff Schaus • OF • So.

- First-Team All-ACC selection
- Second-Team All-ACC by SEBaseball.com
- ACC Co-Player-of-the-Week (4/27)

#2 Jason Stolz • INF • Fr.

- All-ACC Academic Team member

#15 Graham Stoneburner • RHP • *So.

- 14th-round draft pick of the New York Yankees
- All-ACC Academic Team member

#22 Matt Vaughn • RHP • Sr.

- All-ACC Academic Team member
- Tiger Baseball Award winner (leadership)
- NCBWA Stopper-of-the-Year Midseason Watch List

In a rare Monday game, Clemson took on Furman at Fluor Field. Boyd and Paulsen each had four hits to lead the Tigers to an 8-6 win. College of Charleston then made an appearance at Clemson and the Tigers improved to 21-0 all-time in the series with a 5-2 win.



Justin Sarratt pitched the first 5.0 innings of the Tigers' no-hitter against South Carolina-Upstate.

Clemson traveled to N.C. State for its final ACC series. In game-one, the Tigers totaled 15 hits and nine walks en route to a 13-8 win. In game-two, Clemson scored five runs apiece in the first and third innings and won 11-5. Clemson completed the sweep with a 5-4 win behind four first-inning runs. With the victory, the Tigers finished in second place in the ACC Atlantic Division standings and earned the #3 seed for the ACC Tournament at Durham Bulls Athletic Park.

In game-one, Clemson dropped a tough 6-5 decision to eventual tournament champion Virginia. Game-two matched Clemson against hometown Duke. The Blue Devils broke open a close game with a six-run sixth inning to defeat Clemson 10-4.

Game-three against #4 North Carolina was a classic back-and-forth, 11-inning battle that saw the Tigers defeat the Tar Heels when Boyd hit a walkoff single with two outs in the ninth inning to give Clemson a 4-3 win. Boyd had two hits and was named to the All-ACC Tournament team, joining Harman, who pitched 7.1 strong innings with one walk and 10 strikeouts against the Tar Heels, on the squad.

Clemson was one of 16 regional host sites, as the Tigers hosted a regional for the first time since 2006. The Tigers took on Tennessee Tech in their first game of the regional.

After a slow start and trailing 4-1 in the fifth inning, Clemson cut into the lead on Freeman's RBI groundout and Schaus' homer. The Tigers, who put their leadoff batter on base in each of the last seven innings, missed opportunities to tie the score in the sixth, seventh, and eighth innings. Johnson, inserted as a pinch-hitter, led off with a single and Epps followed with a bunt single to set up Schaus for his second walkoff hit of 2009 with a double over first base to score both runners and give Clemson a dramatic 5-4 victory.

The Tigers fell 3-2 in a tough game to Oklahoma State in their second game after the Cowboys scored the go-ahead run in the eighth inning.

But Clemson recorded back-to-back double-digit wins over Tennessee Tech and Oklahoma State to set up a winner-take-all game with the Cowboys. In the two wins, Weismann and Dwyer each pitched at least



Kyle Parker (#25), Matt Vaughn (#22), and Ben Paulsen (#10) led the Tigers to a league-high-tying 19 wins in ACC regular-season games.

8.0 innings, with Dwyer striking out 13, while the Tiger offense totaled 30 hits.

In the regional championship game, Clemson rallied from a 5-1 deficit to score five combined runs in the seventh and eighth innings to defeat Oklahoma State 6-5. Epps started the comeback with a two-run homer in the seventh. Parker then gave Clemson the lead for good with a two-out, two-run single in the eighth inning. Vaughn, who pitched 3.2 solid innings in his last appearance at home, struck out the last Cowboy with two runners on to earn the win. All six Tiger runs and all 10 hits came with two outs.

Epps was named Clemson Regional MVP after going 10-for-19 (.526) with two homers, six RBIs, and seven runs. Joining Epps on the all-tournament team were Boyd, Dwyer, Freeman, and Paulsen.

With the win, the Tigers advanced to the Tempe Super Regional to face #2 Arizona State. They were the Tigers' first-ever games in the state of Arizona and the first time Clemson had ever played a Pac-10 team on its home field.

In the opener, Clemson fell 7-4 behind 8.0 effective innings pitched from Mike Leake, the national leader in wins. Epps led Clemson with two hits and three RBIs. The following day, the Sun Devils advanced to the College World Series with an 8-2 win behind a complete game from Josh Spence, the first and only one against the Tigers in 2009.

Clemson ended the year with a 44-22 record and was ranked #14 by **Sports Weekly**, #15 by **Collegiate Baseball**, and #16 by **Baseball America** in the final polls. Fans continued to support the Tigers, as 170,156 fans attended the 36 home dates. The 4,726 fans per date was the third-highest average in school history.

After the season, nine Tigers were chosen in the Major League draft, tied for fourth-most in the nation and tied for third-most in school history. Paulsen was a third-round pick of the Rockies, Dwyer was a fourth-round selection of the Royals, and Hinson was a 10th-round pick of the Padres. Stoneburner, Delk, Freeman, Sanders, Clinton McKinney, and Johnson were also selected later in the draft.

2009 Final Polls

Baseball America				Collegiate Baseball				Sports Weekly					
Rk	School	W-L	Pvs	Rk	School	W-L	Pts	Pvs	Rk	School	W-L	Pts	Pvs
1.	Louisiana State	56-17	1	1.	Louisiana State	56-17	492	1	1.	Louisiana State (31)	56-17	775	2
2.	Texas	50-16-1	4	2.	Texas	50-16-1	489	5	2.	Texas	50-16-1	744	4
3.	Arizona State	51-14	2	3.	Arizona State	51-14	487	2	3.	Arizona State	51-14	712	3
4.	Cal State Fullerton	47-16	3	4.	Arkansas	41-24	485	7	4.	North Carolina	48-18	660	6
5.	Virginia	49-15-1	5	5.	North Carolina	48-18	484	4	5.	Virginia	49-15-1	635	9
6.	North Carolina	48-18	6	6.	Virginia	49-15-1	482	6	6.	Arkansas	41-24	624	23
7.	Arkansas	41-24	8	7.	Cal State Fullerton	47-16	479	3	7.	Cal State Fullerton	47-16	599	5
8.	Rice	43-18	7	8.	Southern Mississippi	40-26	474	8	8.	Southern Mississippi	40-26	522	---
9.	Florida State	45-18	9	9.	California-Irvine	45-15	471	9	9.	Rice	43-18	507	7
10.	California-Irvine	45-15	10	10.	Florida State	45-18	469	10	10.	Florida State	45-18	460	8
11.	Southern Mississippi	40-26	11	11.	Rice	43-18	468	11	11.	Mississippi	44-20	450	11
12.	Florida	42-22	12	12.	Mississippi	44-20	467	12	12.	Texas Christian	40-18	411	15
13.	Mississippi	44-20	13	13.	Florida	42-22	465	13	13.	Florida	42-22	390	12
14.	Texas Christian	40-18	14	14.	Louisville	47-18	463	14	14.	Clemson	44-22	382	14
15.	Louisville	47-18	15	15.	Clemson	44-22	462	15	15.	East Carolina	46-20	337	17
16.	Clemson	44-22	16	16.	East Carolina	46-20	460	16	16.	California-Irvine	45-15	330	1
17.	East Carolina	46-20	17	17.	Texas Christian	40-18	456	17	17.	Louisville	47-18	301	18
18.	Oklahoma	43-20	18	18.	Georgia Tech	38-19-1	453	18	18.	Georgia Tech	38-19-1	227	13
19.	Kansas State	43-18-1	19	19.	Oklahoma	43-20	450	19	19.	Oklahoma	43-20	197	10
20.	Georgia Tech	38-19-1	20	20.	Miami (FL)	38-22	447	20	20.	Miami (FL)	38-22	128	19
21.	Minnesota	40-19	21	21.	South Carolina	40-23	445	21	21.	South Carolina	40-23	107	---
22.	Gonzaga	36-18	22	22.	Kansas State	43-18-1	442	22	22.	Kansas State	43-18-1	94	20
23.	Western Kentucky	42-20	23	23.	Western Kentucky	42-20	439	23	23.	Coastal Carolina	47-16	90	16
24.	Elon	41-18	24	24.	Oregon State	37-19	436	24	24.	Georgia	38-24	60	22
25.	South Carolina	40-23	25	25.	Ohio State	42-19	435	25	25.	Vanderbilt	37-27	53	---

2009 ACC Standings

Atlantic Division										
Rk	Team	ACC			Overall			Overall		
		W	L	Pct	Home	Away	W	L	Pct	Neutral
1.	* Florida State	19	9	.679	11-4	8-5	45	18	.714	33-8
2.	* Clemson	19	11	.633	11-4	8-7	44	22	.667	31-9
3.	* Boston College	13	15	.464	6-9	7-6	34	26	.567	12-10
4.	Maryland	10	20	.333	6-9	4-11	27	27	.500	21-9
	N.C. State	10	20	.333	5-10	5-10	25	31	.446	18-17
6.	Wake Forest	6	24	.200	2-13	4-11	22	30	.423	14-15

Coastal Division										
Rk	Team	ACC			Overall			Overall		
		W	L	Pct	Home	Away	W	L	Pct	Neutral
1.	* North Carolina	19	10	.655	11-4	8-6	48	18	.727	36-7
2.	* Georgia Tech*	17	10	.625	8-4	9-6	38	19	.664	24-8
3.	* Miami (FL)	18	12	.600	10-5	8-7	38	22	.633	23-11
4.	* Virginia ^Δ	16	11	.589	8-5	8-6	49	15	.762	29-6
5.	Duke	15	15	.500	9-6	6-9	35	24	.593	25-9
6.	Virginia Tech	12	17	.414	6-8	6-9	32	21	.604	18-11

* - NCAA Tournament participant; Δ - ACC Tournament champion; * - had one conference home tie; Δ - had one conference road tie

The Tradition

Consistency. It is the mark of true excellence in any endeavor. However, in today's intercollegiate athletics, competition has become so balanced and so competitive that it is virtually impossible to maintain a high level of consistency. Yet the Atlantic Coast Conference has defied the odds.

Now in its 57th season, the ACC has long enjoyed the reputation as one of the strongest and most competitive conferences in the country. And that is not mere conjecture...the numbers support it.

Since the league's inception in 1953, ACC schools have captured 116 national championships, including 62 in women's competition and 54 in men's. In addition, NCAA individual titles have gone to ACC student-athletes 125 times in men's competition and 84 times in women's action.

Wake Forest won the ACC's first national baseball championship during the 1954 season. One of the league's newest members, Miami (FL), has claimed four national baseball titles (1982,85,99,01) in the last 28 years.

In 2009, the ACC produced another record season, as two members (North Carolina, Virginia) advanced to the College World Series. It marked the third time in the last four years that the ACC sent multiple teams to the College World Series. During the last 13 years, the current 12 ACC schools have combined for 85 NCAA Tournament appearances and 22 trips to the College World Series.

The ACC has consistently infused the Major Leagues with talented players. The 12 ACC schools have had 704 players selected in the draft since 1994, including 53 first-round picks. Last season, the ACC had three

student-athletes selected in the first round, extending the ACC's streak of at least one student-athlete selected in the first round to 18 consecutive years.

The History

The ACC was founded on May 8, 1953 at the Sedgefield Inn near Greensboro, NC with seven charter members - Clemson, Duke, Maryland, North Carolina, N.C. State, South Carolina, and Wake Forest - drawing up the conference by-laws.

The withdrawal of seven institutions from the Southern Conference came early on the morning of May 8, 1953 during the Southern Conference's annual spring meeting. On June 14, 1953, the seven members met in Raleigh, NC, where a set of by-laws were adopted, and the name officially became the Atlantic Coast Conference.

Eddie Cameron of Duke recommended that the name of the conference be the Atlantic Coast Conference, and the motion was passed unanimously. The meeting concluded with each member institution assessed a \$200 fee to pay for the league's expenses.

On December 4, 1953, ACC officials met again at the Sedgefield Inn and officially admitted Virginia as the ACC's eighth member. The first and only withdrawal of a school from the ACC came on June 30, 1971, when South Carolina tendered its resignation.

The ACC operated with seven members until April 3, 1978, when Georgia Tech was admitted. The ACC expanded to nine members on July 1, 1991 with the addition of Florida State.

Exactly 12 years later to the day, the ACC announced that Miami and Virginia Tech would join the conference for the 2004-05 academic year. A few months later, Boston College was admitted as the ACC's 12th member. The Eagles, formerly of the Big East Conference, began athletic competition in 2005-06.

2009 All-ACC Team

First Team

Pos.	Player	Team	Cl.
C	Tony Sanchez	Boston College	Jr.
1B	Dustin Ackley	North Carolina	Jr.
2B	Phil Gosselin	Virginia	So.
SS	Tyler Cannon	Virginia	Jr.
3B	Kyle Seager	North Carolina	Jr.
OF	Dan Grovatt	Virginia	So.
OF	Tyler Holt	Florida State	So.
OF	Luke Murton	Georgia Tech	Sr.
OF	Jarrett Parker	Virginia	So.
OF	Jeff Rowland	Georgia Tech	So.
OF	Jeff Schaus	Clemson	So.
DH/UT	Danny Hultzen	Virginia	Fr.
SP	Sean Gilmartin	Florida State	Fr.
SP	Deck McGuire	Georgia Tech	So.
SP	Alex White	North Carolina	Jr.
SP	Andrew Wolcott	Duke	Sr.
RP	Kyle Bellamy	Miami (FL)	Jr.

Second Team

Pos.	Player	Team	Cl.
C	Yasmani Grandal	Miami (FL)	So.
1B	Nate Freiman	Duke	Sr.
1B	Tony Plagman	Georgia Tech	Jr.
2B	Scott Lawson	Miami (FL)	Jr.
2B	Jason Stidham	Florida State	Jr.
SS	Stephen Cardullo	Florida State	Jr.
SS	Derek Dietrich	Georgia Tech	So.
3B	Mickey Wiswall	Boston College	So.
OF	Robbie Anston	Boston College	Jr.
OF	Steve Domecus	Virginia Tech	Jr.
OF	Jeremy Gould	Duke	Jr.
DH/UT	Mike Belfiore	Boston College	Jr.
DH/UT	Mike McGee	Florida State	So.
SP	Jimmy Gillheeny	N.C. State	Jr.
SP	Chris Hernandez	Miami (FL)	So.
SP	Adam Warren	North Carolina	Sr.
RP	Brian Moran	North Carolina	Jr.

Player-of-the-Year:	Dustin Ackley	North Carolina
Pitcher-of-the-Year:	Deck McGuire	Georgia Tech
Freshman-of-the-Year:	Danny Hultzen	Virginia
Coach-of-the-Year:	Mike Martin	Florida State



School Affiliation History

- **Boston College** - Charter member of Big East Conference in 1979...joined the ACC in July, 2005.
- **Clemson** - Charter member of Southern Intercollegiate Athletic Association in 1894...charter member of Southern Conference in 1921...charter member of ACC in 1953.
- **Duke** - Joined Southern Conference in December, 1928... charter member of ACC in 1953.
- **Florida State** - Charter member of Dixie Conference in 1948...joined Metro Conference in July, 1976...joined ACC in July, 1991.
- **Georgia Tech** - Charter member of Southern Intercollegiate Athletic Association in 1894...charter member of Southern Conference in 1921...charter member of SEC in 1932...joined ACC in April, 1978.
- **Maryland** - Charter member of Southern Conference in 1921...charter member of ACC in 1953.
- **Miami (FL)** - Charter member of Big East Football Conference in 1991...joined ACC in July, 2004.
- **North Carolina** - Charter member of Southern Intercollegiate Athletic Association in 1894...charter member of Southern Conference in 1921...charter member of ACC in 1953.
- **N.C. State** - Charter member of Southern Conference in 1921...charter member of ACC in 1953.
- **Virginia** - Charter member of Southern Intercollegiate Athletic Association in 1894...charter member of Southern Conference in 1921...resigned from Southern Conference in December, 1936...joined ACC in December, 1953.
- **Virginia Tech** - Charter member of Southern Conference in 1921...withdrew from Southern Conference in June, 1965...charter member of Big East Football Conference in 1991...joined ACC in July, 2004.
- **Wake Forest** - Joined Southern Conference in February, 1936...charter member of ACC in 1953.

Game 1 • Clemson 8, Charlotte 3

February 20, 2009 • Doug Kingsmore Stadium • Clemson, SC

In game-one on February 20, #19 Clemson stole nine bases and capitalized on six errors to defeat Charlotte 8-3 at Doug Kingsmore Stadium. It was the Tigers' most steals in a game since 1989. Clemson broke the game open with three runs in the fifth inning thanks to six steals and three 49er errors.

Charlotte 3 (0-1)										Clemson 8 (1-0)									
Player	AB	R	H	RBI	BB	SO	PO	A		Player	AB	R	H	RBI	BB	SO	PO	A	
Parks, LF/RF	4	0	2	0	0	0	4	0		Johnson, CF	4	3	3	0	0	1	4	0	
Shaylor, 2B	4	0	0	0	0	3	1	1		Lamb, PH/CF	1	0	0	0	0	0	0	0	
Lyerly, 1B	4	1	1	1	0	1	8	1		Freeman, 2B	4	1	1	1	0	0	1	3	
Rivers, DH	3	0	1	0	1	1	0	0		Paulsen, 1B	3	1	1	0	1	0	7	0	
Bray, 3B	4	0	0	0	0	2	2	1		Mounce, 1B	1	0	0	0	0	0	0	0	
Wilson, RF	2	0	0	0	0	2	2	0		Parker, RF	4	1	2	3	0	0	0	0	
Gyoerkoe, PH/LF	2	2	2	1	0	0	0	0		Boyd, LF	3	0	2	0	1	0	3	0	
Tilton, CF	4	0	1	1	0	0	3	0		Schaus, DH	3	1	1	1	1	0	0	0	
Perkins, C	2	0	1	0	0	0	3	0		Miller, SS	4	0	1	0	0	1	2	1	
Williams, PH/C	2	0	0	0	0	1	0	0		Nester, C	3	0	0	0	0	1	8	1	
Roland, SS	3	0	1	0	0	0	1	3		Epps, PH	0	0	0	0	1	0	0	0	
										Pohl, C	0	0	0	0	0	0	2	0	
										Ward, C	0	0	0	0	0	0	0	0	
										Stolz, 3B	3	1	0	0	0	0	0	2	
										Sanders, PH/3B	1	0	0	0	0	0	0	0	
Totals	34	3	9	3	1	10	24	9		Totals	34	8	11	5	4	3	27	8	

Score By Innings

	R	H	E
Charlotte	1	0	0
Clemson	1	0	2

E - Bray 3 (3), Roland 3 (3). **DP** - Charlotte 1, Clemson 1. **LOB** - Charlotte 5, Clemson 7. **2B** - Tilton (1), Parker (1). **HR** - Lyerly (1), Gyoerkoe (1). **SF** - Freeman (1). **SB** - Parks (1), Rivers (1), Johnson 3 (3), Freeman 2 (2), Schaus 2 (2), Miller 2 (2). **CS** - Parks (1).

Charlotte										Clemson									
IP	H	R	ER	BB	SO	AB	BF			IP	H	R	ER	BB	SO	AB	BF		
2.1	5	3	3	3	1	12	15			5.1	4	1	1	1	5	19	20		
Lysaught (L)	2.1	3	3	0	0	2	10			Harman (L)	1.2	1	1	1	0	3	6		
McLain (R)	0.2	1	2	1	0	0	3			Weismann (R)	1.0	1	0	0	0	2	4		
Lawson (R)	2.2	2	0	0	1	0	9			McKinney (R)	1.0	3	1	1	0	0	5		
Totals	8.0	11	8	4	4	3	34	39		Totals	9.0	9	3	3	1	10	34	35	

Win - Delk (1-0). Loss - Yermal (0-1).

Umpires: HP - Danny Everett, 1B - Randy Watkins, 3B - Don Gilmore

Start - 4:10 PM. Finish - 6:47 PM. Time - 2:37. Attendance - 4,968

Game 3 • Clemson 6, Charlotte 5 (10 Innings)

February 22, 2009 • Doug Kingsmore Stadium • Clemson, SC

In game-three on February 22, **Wilson Boyd** hit a walkoff single in the 10th inning to give #19 Clemson a 6-5 victory over Charlotte at Doug Kingsmore Stadium. The Tigers trailed by a score of 5-0 before they scored three runs in the seventh inning on home runs by **Ben Paulsen** and **Brad Miller**. Clemson scored two runs in the eighth inning without the benefit of a hit to tie the score. With two outs and no runners on base in the 10th inning, Clemson loaded the bases before **Boyd** lined a single to right-center for Clemson's first walkoff hit since 2007. **Tomas Cruz** and **Ryan Hinson** combined to pitch 4.0 hitless and scoreless innings in relief, while **Hinson** recorded the victory.

Charlotte 5 (0-3)										Clemson 6 (3-0)									
Player	AB	R	H	RBI	BB	SO	PO	A		Player	AB	R	H	RBI	BB	SO	PO	A	
Gyoerkoe, LF	5	1	3	0	0	0	0	0		Johnson, CF	4	1	0	0	0	2	5	0	
Tilton, CF	4	0	0	0	0	3	5	0		Freeman, 2B	4	1	1	0	1	1	2	3	
Lyerly, 1B	3	1	1	2	2	0	9	2		Parker, RF	3	1	0	0	1	2	2	0	
Rivers, DH	5	0	0	0	0	1	0	0		Paulsen, 1B	4	1	3	1	1	1	9	0	
Parks, RF	5	0	0	0	0	2	1	0		Mounce, DH	2	0	0	0	0	2	0	0	
Shaylor, 2B	4	2	2	0	0	1	2	4		Schaus, PH/DH	2	0	1	1	1	0	0	0	
Bomann, 3B	4	1	2	0	0	1	0	3		Boyd, LF	5	1	1	1	0	0	2	0	
Williams, C	4	0	1	1	0	0	10	2		Miller, SS	4	1	1	2	0	1	1	1	
Roland, SS	4	0	1	2	0	1	1	1		Nester, C	2	0	0	0	0	0	7	0	
										Epps, PH	1	0	0	0	0	1	0	0	
										Pohl, C	1	0	0	0	0	0	2	0	
										Stolz, 3B	3	0	0	0	1	2	0	5	
Totals	38	5	10	5	2	9	29	14		Totals	35	6	7	5	5	12	30	10	

Score By Innings

	R	H	E
Charlotte	0	1	0
Clemson	0	0	0

E - Bomann (1). **LOB** - Charlotte 6, Clemson 7. **2B** - Bomann (1), Williams (1). **HR** - Lyerly (2), Paulsen (1), Miller (1). **HBP** - Johnson. **SH** - Tilton (1), Parker (2). **SB** - Gyoerkoe (1), Rivers (2), Johnson (4), Freeman (3), Paulsen (1). **CS** - Stolz (1).

Charlotte										Clemson									
IP	H	R	ER	BB	SO	AB	BF			IP	H	R	ER	BB	SO	AB	BF		
6.0	3	1	1	1	9	20	22			4.0	6	2	2	1	6	17	18		
Rivers (R)	1.0	2	3	2	0	2	6			Sarratt (R)	2.0	4	3	3	0	0	9		
Pierce (R)	2.2	2	2	1	4	1	9			Cruz (R)	2.0	0	0	0	1	1	6		
										R. Hinson (L)	2.0	0	0	0	0	2	6		
Totals	9.2	7	6	4	5	12	35	42		Totals	10.0	10	5	5	2	9	38	41	

Win - R. Hinson (1-0). Loss - Pierce (0-1).

Umpires: HP - Arthur Schmidt, 1B - Jason Bradley, 3B - Vic Correll

Start - 1:05 PM. Finish - 4:03 PM. Time - 2:58. Attendance - 3,730

Game 2 • Clemson 4, Charlotte 0

February 21, 2009 • Doug Kingsmore Stadium • Clemson, SC

In game-two on February 21, **Chris Dwyer** pitched 6.2 scoreless innings with nine strikeouts to lead #19 Clemson to a 4-0 win over Charlotte at Doug Kingsmore Stadium. In the freshman lefthander's first career outing, **Dwyer** allowed just two hits and one walk in earning the victory, while **Kevin Brady** and **Ryan Hinson** combined to pitch the final 2.1 innings to close out the four-hit shutout. Clemson scored all four of its runs after the fifth inning, highlighted by **Brad Miller's** two-run single in the eighth inning.

Charlotte 0 (0-2)										Clemson 4 (2-0)									
Player	AB	R	H	RBI	BB	SO	PO	A		Player	AB	R	H	RBI	BB	SO	PO	A	
Gyoerkoe, LF	2	0	0	0	1	1	1	0		Johnson, CF	4	0	1	0	0	1	5	0	
Tilton, CF	4	0	0	0	0	1	0	0		Freeman, 2B	3	0	1	0	0	0	2	4	
Lyerly, 1B	4	0	3	0	0	1	14	0		Paulsen, 1B	3	1	0	1	1	1	5	0	
Rivers, DH	4	0	0	0	0	1	0	0		Parker, RF	3	0	0	0	0	0	2	0	
Williams, C	4	0	0	0	0	3	4	0		Boyd, LF	3	1	1	0	1	0	1	0	
Shaylor, 2B	3	0	0	0	0	1	1	1		Schaus, DH	2	1	0	0	2	0	0	0	
Parks, RF	3	0	0	0	0	1	2	0		Miller, SS	4	0	3	2	0	0	0	2	
Bomann, 3B	3	0	1	0	0	0	1	6		Pohl, C	2	0	0	0	0	2	10	0	
Roland, SS	3	0	0	0	0	1	1	3		Mounce, PH	1	0	1	1	0	0	0	0	
										Widmann, PR	0	0	0	0	0	0	0	0	
										Nester, C	1	0	0	0	0	0	1	0	
										Stolz, 3B	2	1	1	0	0	0	0	0	
										Epps, PH	0	0	0	0	1	0	0	0	
										Sanders, 3B	1	0	0	0	0	0	1	0	
Totals	30	0	4	0	1	10	24	15		Totals	29	4	8	4	5	4	27	6	

Score By Innings

	R	H	E
Charlotte	0	0	0
Clemson	0	0	0

E - Hamilton (1), Miller (1). **DP** - Charlotte 1, Clemson 2. **LOB** - Charlotte 5, Clemson 8. **2B** - Mounce (1). **HBP** - Gyoerkoe. **SH** - Freeman (1), Parker (1). **CS** - Schaus (1).

Charlotte									Clemson								
IP	H	R	ER	BB	SO	AB	BF		IP	H	R	ER	BB	SO	AB	BF	
Smith (R)	6.0	5	1	1	1	3	20	22	Dwyer (L)	6.2	2	0	0	1	9	22	23
Cunningham (L)	0.1	1	1	1	1	0	2	3	Brady (R)	1.1	1	0	0	0	0	5	6
Hamilton (R)	1.0	2	2	1	3	1	5	9	R. Hinson (L)	1.0	1	0	0	0	1	3	3
Rivers (R)	0.2	0	0	0	0	0	2	2									
Totals	8.0	8	4	3	5	4	29	36	Totals	9.0	4	0	0	1	10	30	32

Win - Dwyer (1-0). Loss - Smith (0-1).

Umpires: HP - Craig Barron, 1B - Eric Johansen, 3B - Mike Mazzarisi

Start - 2:06 PM. Finish - 4:36 PM. Time - 2:30. Attendance - 5,681

Game 4 • Clemson 8, Wofford 2

February 25, 2009 • Doug Kingsmore Stadium • Clemson, SC

Clemson, ranked #19 in the nation, scored seven runs in its final three at-bats to down Wofford 8-2 at Doug Kingsmore Stadium on February 25. **Jeff Schaus'** two-run double in the sixth gave the Tigers the lead. Clemson added three runs in the eighth on back-to-back homers by

2009 Boxscores

Game 5 • South Carolina 3, Clemson 1

February 28, 2009 • Doug Kingsmore Stadium • Clemson, SC

DeAngelo Mack's solo homer in the ninth inning gave South Carolina the lead and the Gamecocks held on for a 3-1 win over #19 Clemson at Doug Kingsmore Stadium on February 28. **Matt Sanders'** solo homer in the sixth inning tied the score. In the seventh inning, three straight walks loaded the bases for the Tigers with one out. But **John Nester** grounded into an inning-ending double play to keep the score tied. Then with one out in the ninth inning, **Mack's** opposite-field long ball and a Gamecock insurance run later in the frame proved to be the difference. Three Gamecock hurlers limited the Tigers to just two hits and did not allow a Clemson leadoff batter to reach base. **Alex Farotto** pitched 2.2 hitless and scoreless innings in relief to earn the victory. Tiger reliever **Casey Harman** pitched 3.1 innings, allowing just one hit, no runs, and no walks with six strikeouts. Four Tiger pitchers combined for 11 strikeouts as well.

South Carolina 3									(4-0)									Clemson 1									(4-1)								
Player	AB	R	H	RBI	BB	SO	PO	A		Player	AB	R	H	RBI	BB	SO	PO	A																	
Bradley, RF	5	0	0	0	0	2	0	0		Johnson, CF	3	0	0	0	1	1	2	0																	
Merrifield, CF	3	1	1	0	1	1	0	0		Freeman, 2B	4	0	0	0	0	1	2	3																	
Jones, 1B	4	0	1	1	0	1	10	2		Paulsen, 1B	4	0	0	0	0	1	7	0																	
Ebert, 1B	0	0	0	0	0	0	3	0		Parker, RF	3	0	0	0	1	2	0	0																	
Bangs, DH	4	0	2	0	0	0	0	0		Boyd, LF	3	0	1	0	1	0	2	0																	
Mack, LF	4	1	1	1	0	1	4	0		Schaus, DH	3	0	0	0	1	1	0	0																	
Crisp, 3B	4	1	1	0	0	2	0	3		Miller, SS	2	0	0	0	1	1	4	3																	
Dalles, C	3	0	2	0	1	0	7	1		Nester, C	3	0	0	0	0	0	10	2																	
Haney, SS	4	0	1	1	0	1	0	3		Sanders, 3B	3	1	1	1	0	0	0	1																	
Wingo, 2B	4	0	0	0	0	3	1	5																											
Totals	35	3	9	3	2	11	27	15		Totals	28	1	2	1	5	7	27	9																	

Score By Innings										R	H	E
South Carolina	1	0	0	0	0	0	2			3	9	0
Clemson	0	0	0	0	1	0	0			1	2	0

DP - South Carolina 1. **LOB** - South Carolina 7, Clemson 5. **2B** - Jones (2), Bangs (1), Boyd (1). **3B** - Merrifield (1). **HR** - Mack (3), Sanders (2). **CS** - Merrifield (2).

South Carolina										Clemson									
IP	H	R	ER	BB	SO	AB	BF			IP	H	R	ER	BB	SO	AB	BF		
Dyson (R)	6.1	2	1	1	1	5	21	22		Delk (R)	4.0	4	1	1	2	2	15	17	
Belcher (L)	0.0	0	0	0	3	0	0	3		Harman (L)	3.1	1	0	0	0	6	11	11	
Farotto (L)	2.2	0	0	0	1	2	7	8		Stoneburner (R)	1.0	3	2	2	0	1	6	6	
										R. Hinson (L)	0.2	1	0	0	0	2	3	3	
Totals	9.0	2	1	1	5	7	28	33		Totals	9.0	9	3	3	2	11	35	37	

Win - Farotto (1-0). **Loss** - Stoneburner (0-1).
Umpires: HP - A.J. Lostaglio, 1B - Tony Maners, 3B - Scott Cline
Start - 3:51 PM. **Finish** - 6:35 PM. **Time** - 2:44. **Attendance** - 4,917

Game 7 • Clemson 17, North Carolina-Asheville 2

March 4, 2009 • Doug Kingsmore Stadium • Clemson, SC

North Carolina-Asheville 2										Clemson 17									
Player	AB	R	H	RBI	BB	SO	PO	A		Player	AB	R	H	RBI	BB	SO	PO	A	
Carter, 2B	4	0	0	0	0	1	4	4		Miller, SS	2	3	1	0	4	0	0	2	
Eaker, C	1	0	0	0	0	1	0	0		Johnson, CF	3	1	0	1	1	0	4	0	
Weidenbacher, SS	4	0	0	0	0	0	3	2		Lamb, PH/CF	2	0	1	2	0	0	1	0	
Kreiser, C	3	0	0	0	1	1	1	1		Paulsen, 1B	4	1	3	3	1	0	8	0	
Enright, RF	0	0	0	0	0	0	0	0		R. Hinson, 1B	0	0	0	0	0	0	0	0	
Schumer, 1B	3	0	1	0	0	0	4	0		Boyd, DH	3	2	1	0	1	0	0	0	
Lurie, PH/2B	1	0	0	0	0	0	0	0		Ward, PH/DH/C	1	0	0	0	1	0	2	0	
Zinman, LF	3	1	0	0	0	0	2	0		Parker, RF	4	2	1	3	1	0	2	0	
Vaughn, DH	3	0	2	0	0	0	0	0		Schaus, LF	3	1	2	2	1	0	2	0	
Hopkins, PH	1	0	0	0	0	1	0	0		Epps, PH/LF	2	0	0	0	0	0	0	0	
Hall, P	0	0	0	0	0	0	0	1		Sanders, 3B	3	1	1	2	0	0	1	2	
Buch, 3B	2	1	0	0	1	1	2	0		Stolz, 3B	3	1	2	0	0	1	1	1	
Baatz, RF/1B	4	0	1	0	0	0	4	0		Nester, C	3	1	2	1	0	0	2	0	
Graham, CF	3	0	0	1	0	2	4	0		Pohl, PH/C	1	2	0	0	2	0	3	0	
										McKinney, P	0	0	0	0	0	0	0	0	
Totals	32	2	4	1	2	7	24	9		Totals	37	17	15	16	14	1	27	8	

Score By Innings										R	H	E
North Carolina-Asheville	0	0	0	2	0	0	0			2	4	2
Clemson	4	3	5	1	0	2	0			17	15	2

E - Carter (6), Weidenbacher (8), Miller 2 (3). **DP** - North Carolina-Asheville 1. **LOB** - North Carolina-Asheville 8, Clemson 12. **2B** - Schaus (2). **3B** - Freeman (1). **HBP** - Zinman, Buch, Graham. **SF** - Paulsen (1), Parker (2). **SB** - Miller (3), Boyd (1), Parker (1).

UNC Asheville									Clemson								
IP	H	R	ER	BB	SO	AB	BF		IP	H	R	ER	BB	SO	AB	BF	
Wohlwend (R)	1.0	4	4	4	3	0	6	9	Brady (R)	3.0	2	1	1	1	2	11	14
Tabar (R)	1.0	2	3	3	2	0	4	6	Sarratt (R)	1.0	1	1	1	0	1	4	5
McLean (R)	0.0	2	5	4	2	0	3	5	Thrallkill (R)	1.0	0	0	0	0	0	3	3
Ricker (L)	1.0	1	0	0	1	0	3	5	Frederick (R)	1.0	1	0	0	0	0	4	4
Harrington (R)	1.0	1	1	1	1	0	4	5	Gullickson (L)	1.0	0	0	0	0	2	3	3
Dull (R)	1.0	1	0	0	0	1	4	4	Mounce (R)	1.0	0	0	0	0	1	4	4
Waters (R)	1.0	2	2	2	3	0	5	8	McKinney (R)	1.0	0	0	0	0	2	3	4
Enright (R)	1.0	1	2	1	2	0	4	7									
Hall (R)	1.0	1	0	0	0	0	4	4									
Totals	8.0	15	17	15	14	1	37	53	Totals	9.0	4	2	1	2	7	32	37

Win - Sarratt (1-0). **Loss** - Wohlwend (1-3).
Umpires: HP - David Savage, 1B - Mike Mazzarisi, 3B - Rick Brown
Start - 4:06 PM. **Finish** - 7:13 PM. **Time** - 3:07. **Attendance** - 3,338

Game 6 • Furman 4, Clemson 2 (14 Innings)

March 3, 2009 • Doug Kingsmore Stadium • Clemson, SC

Furman scored two runs in the 14th inning to defeat #19 Clemson 4-2 at Doug Kingsmore Stadium on March 3. In the ninth, the Tigers were one strike away from pitching a no-hitter, but an infield single broke it up. On the next pitch, **Brian Harrison** blasted a two-run homer to tie the score. After Clemson squandered opportunities in extra innings, **Reese Wade's** RBI fielder's choice in the 14th gave Furman the lead.

Furman 4										(4-2)									
Player	AB	R	H	RBI	BB	SO	PO	A		Player	AB	R	H	RBI	BB	SO	PO	A	
Rose, 2B	5	1	1	0	1	1	7	3		Johnson, CF	6	0	0	0	0	2	3	0	
Lind, SS	6	2	1	0	0	3	3	0		Freeman, 2B	4	1	0	0	2	1	1	8	
Harrison, 3B	5	1	1	2	0	1	3	4		Paulsen, 1B	6	1	3	0	0	0	21	0	
Hemingway, C	5	0	0	0	1	1	11	1		Parker, RF	5	0	0	0	0	1	2	0	
Wade, LF	5	0	0	1	0	1	0	0		Schaus, LF	3	0	0	0	3	1	2	0	
Lewis, CF	6	0	2	1	0	1	4	0		Miller, SS	5	0	1	2	0	2	5	6	
Holloway, 1B	6	0	0	0	0	1	9	3		Epps, DH	3	0	0	0	0	2	0	0	
Karow, DH	4	0	0	0	1	1	0	0		Mounce, PH/DH	1	0	0	0	1	1	0	0	
Miller, RF	1	0	0	0	0	0	1	0		Pohl, C	4	0	1	0	1	0	8	2	
Thompkins, PH/RF	4	0	1	0	0	1	1	0		Sanders, 3B	4	0	1	0	0	0	0	3	
										Stolz, PR/3B	2	0	0	0	0	1	0	1	
Totals	47	4	6	4	3	11	42	15		Totals	43	2	6	2	7	11	42	23	

Score By Innings										R	H	E
Furman	0	0	0	0	0	0	2			4	6	0
Clemson	0	0	0	2	0	0	0			2	6	0

DP - Furman 1, Clemson 2. **LOB** - Furman 6, Clemson 10. **2B** - Pohl (1). **HR** - Harrison (2). **HBP** - Harrison, Wade, Epps. **SH** - Parker (3), Miller (1), Pohl (1). **SB** - Rose (1). **CS** - Miller (1).

Furman									Clemson									
	IP	H	R	ER	BB	SO	AB	BF		IP	H	R	ER	BB	SO	AB	BF	
Parry (R)	2.0	0	0	0	0	1	6	6	Dwyer (L)	5.0	0	0	0	0	3	15	16	
Gary (L)	1.0	2	2	2	1	1	5	6	Weismann (R)	2.0	0	0	0	0	1	0	5	7
Friedman (R)	3.0	2	0	0	1	3	8	12	Lamb (L)	1.0	0	0	0	0	0	0	3	3
Hale (R)	2.0	0	0	0	0	1	6	6	R. Hinson (L)	2.2	5	2	2	0	3	12	12	
Karow (R)	2.0	1	0	0	0	2	7	7	Cruz (R)	3.1	1	2	2	2	5	12	14	
Stallsmith (L)	1.1	0	0	0	2	0	2	5										
DeDecker (R)	1.2	1	0	0	1	1	6	7										
Gottlieb (L)	1.0	0	0	0	2	2	3	5										
Totals	14.0	6	2	2	7	11	43	54	Totals	14.0	6	4	4	3	11	47	52	

Game 9 • North Carolina 5, Clemson 2

March 7, 2009 • Boshamer Stadium • Chapel Hill, NC

In game-two on March 7, #2 North Carolina scored four runs, all on bases-loaded walks, in the third inning and cruised to a 5-2 victory over #19 Clemson at Boshamer Stadium. Both teams scored one run apiece in the first inning, then North Carolina took a four-run lead with four runs in the third inning. The Tigers added a run in the sixth inning on a balk, but they could get no closer. In the ninth inning, **Wilson Boyd** hit a deep flyball to right-center, but rightfielder **Garrett Gore** robbed **Boyd** of a potential two-run home run by making a leaping catch against the wall. Tar Heel starter **Adam Warren** earned the victory by pitching 7.0 strong innings, allowing just three hits, two unearned runs, and two walks with eight strikeouts. **Colin Bates** pitched 2.0 scoreless and hitless innings to record the save. Tiger freshman relievers **Will Lamb** and **Scott Weismann** combined to give up just two hits and no runs during the final 5.2 innings.

Clemson 2										North Carolina 5									
(6-3, 1-1 ACC)										(9-2, 1-1 ACC)									
Player	AB	R	H	RBI	BB	SO	PO	A		Player	AB	R	H	RBI	BB	SO	PO	A	
Miller, SS	4	2	1	0	0	0	0	0		Bunting, LF	3	0	0	1	1	1	0	0	
Freeman, 2B	3	0	0	0	1	2	2	3		Michael, 2B	5	1	3	0	0	1	1	3	
Paulsen, 1B	4	0	0	0	0	1	7	0		Ackley, 1B	4	1	0	0	0	0	13	0	
Boyd, LF	4	0	1	1	0	0	2	0		Seager, 3B	5	1	2	1	0	2	0	1	
Parker, RF	4	0	0	0	0	1	3	0		Gore, RF	5	1	1	0	0	1	3	1	
Schaus, DH	2	0	1	0	1	0	0	0		Fleury, C	2	1	0	1	2	0	8	0	
Sanders, 3B	3	0	0	0	0	1	1	2		Graepel, SS	3	0	0	1	1	0	0	4	
Nester, C	3	0	0	0	0	1	7	0		Cavasinni, CF	3	0	0	1	1	0	2	0	
Johnson, CF	3	0	0	0	0	2	1	0		Thomas, DH	1	0	0	0	1	1	0	0	
										Norton, PH/DH	1	0	0	0	1	0	0	0	
Totals	30	2	3	1	2	8	24	7		Totals	32	5	6	5	7	6	27	12	

Score By Innings										R	H	E
Clemson	1	0	0	0	1	0	0	0		2	3	2
North Carolina	1	0	4	0	0	0	0	0		5	6	3

E - Miller (5), Freeman (2), Michael (1), Seager (3), Graepel (2). **DP** - North Carolina 2. **LOB** - Clemson 3, North Carolina 12. **2B** - Michael (2). **HBP** - Bunting, Ackley. **SB** - Michael (1), Cavasinni (1).

Clemson										North Carolina									
IP	H	R	ER	BB	SO	AB	BF			IP	H	R	ER	BB	SO	AB	BF		
Stoneburner (R)	2.1	4	4	3	2	12	14			Warren (R)	7.0	3	2	0	2	8	24	26	
Gullickson (L)	0.0	0	1	1	3	0	0	3		Bates (R)	2.0	0	0	0	0	0	6	6	
Lamb (L)	4.2	1	0	0	2	3	16	20											
Weismann (R)	1.0	1	0	0	0	1	4	4											
Totals	8.0	6	5	3	7	6	32	41		Totals	9.0	3	2	0	2	8	30	32	

Win - Warren (2-0). **Loss** - Stoneburner (0-2). **Save** - Bates (1).
Umpires: HP - Jeff Head, 1B - Randy Harvey, 3B - Tony Walsh
Start - 2:07 PM. **Finish** - 4:57 PM. **Time** - 2:50. **Attendance** - 4,100

Game 10 • North Carolina 9, Clemson 8

March 8, 2009 • Boshamer Stadium • Chapel Hill, NC

In game-three on March 8, #19 Clemson rallied from a 7-1 deficit to score five runs in the ninth, but #2 North Carolina scored two runs in the bottom of the ninth to beat the Tigers 9-8 at Boshamer Stadium. **Jeff Schaus**' three-run homer in the ninth put Clemson ahead. But a Tiger error put Tar Heels at second and third in the ninth. Two of the next three Tar Heels singled, capped by **Greg Holt**'s walkoff single.

Clemson 8										North Carolina 9									
(6-4, 1-2 ACC)										(10-2, 2-1 ACC)									
Player	AB	R	H	RBI	BB	SO	PO	A		Player	AB	R	H	RBI	BB	SO	PO	A	
Miller, SS	5	0	0	0	0	1	1	4		Bunting, LF	4	0	1	1	0	1	7	0	
Freeman, 2B	2	2	1	0	3	0	0	3		Michael, 2B	4	0	0	1	0	2	2	5	
Paulsen, 1B	5	1	2	1	0	2	10	0		Ackley, 1B	5	0	1	0	0	2	10	0	
Boyd, LF	5	2	1	2	0	0	3	0		Gore, RF	3	2	0	0	2	0	1	0	
Parker, RF	5	1	1	0	0	1	2	0		Seager, 3B	4	4	4	0	1	0	0	2	
Schaus, DH	4	1	2	3	0	0	0	0		Fleury, C	4	1	1	0	0	1	6	0	
Sanders, 3B	4	0	2	2	0	0	0	0		White, PR	0	1	0	0	0	0	0	0	
Stolz, 3B	1	0	0	0	0	0	0	0		Graepel, SS	5	0	3	3	0	0	0	0	
Pohl, C	2	0	0	0	0	1	5	0		Cavasinni, CF	3	1	2	0	2	0	1	0	
Epps, PH	1	0	0	0	0	0	0	0		Norton, DH	2	0	0	0	0	0	0	0	
Nester, C	1	0	0	0	0	1	1	1		Harrison, PH	0	0	0	0	0	0	0	0	
Johnson, CF	4	1	1	0	0	1	2	0		Baldwin, PH/DH	1	0	0	0	0	1	0	0	
										Holt, PH	1	0	1	1	0	0	0	0	
Totals	39	8	10	8	3	7	25	11		Totals	36	9	13	6	5	7	27	9	

Score By Innings										R	H	E
Clemson	1	0	0	0	0	2	5			8	10	3
North Carolina	0	1	2	2	0	1	0	2		9	13	1

E - Paulsen (2), Parker (1), Harman (1), Harvey (2). **DP** - Clemson 1. **LOB** - Clemson 8, North Carolina 11. **2B** - Freeman (1), Sanders (2), Graepel (5). **HR** - Schaus (2). **HBP** - Schaus, Bunting. **SH** - Fleury (1), Norton (1). **SF** - Michael (2). **SB** - Seager (2).

Clemson										North Carolina									
IP	H	R	ER	BB	SO	AB	BF			IP	H	R	ER	BB	SO	AB	BF		
Dwyer (L)	4.0	4	4	3	3	14	20			Harvey (R)	7.0	4	1	1	1	4	27	28	
R. Hinson (L)	2.2	5	3	3	2	2	13	15		Munson (L)	0.0	0	1	1	1	0	0	1	
Sarratt (R)	1.1	1	0	0	0	2	5	5		Moran (L)	0.2	1	1	1	0	1	3	4	
Harman (L)	0.1	3	2	1	0	0	4	5		Striz (R)	0.2	2	2	2	1	1	4	5	
										Bates (R)	0.2	3	3	3	0	1	5	5	
Totals	8.1	13	9	7	5	7	36	45		Totals	9.0	10	8	8	3	7	39	43	

Win - Bates (1-1). **Loss** - Harman (1-1).
Umpires: HP - Randy Harvey, 1B - Tony Walsh, 3B - Jeff Head
Start - 1:05 PM. **Finish** - 4:06 PM. **Time** - 3:01. **Attendance** - 2,625

Game 11 • Clemson 15, Michigan State 2

March 10, 2009 • Doug Kingsmore Stadium • Clemson, SC

Eleven Tigers had a hit and 10 scored a run in #22 Clemson's 15-2 win over Michigan State at Doug Kingsmore Stadium on March 10. Clemson scored four runs in the first inning and cruised to the victory.

Michigan State 2										Clemson 15									
(1-10)										(7-4)									
Player	AB	R	H	RBI	BB	SO	PO	A		Player	AB	R	H	RBI	BB	SO	PO	A	
Eckerle, CF	4	0	0	0	0	0	5	0		Miller, SS	2	2	0	1	4	0	2	1	
Boike, RF	4	0	1	0	0	2	0	1		Freeman, 2B	5	1	2	2	1	1	0	2	
Roberts, 2B	4	0	0	0	0	0	1	5		Paulsen, 1B	4	1	2	2	0	0	9	1	
J. Roof, SS	4	0	1	0	0	1	1	4		Mounce, PH/1B	1	0	0	0	0	1	1	0	
E. Roof, C/1B	4	0	1	0	0	1	4	0		Boyd, LF	3	1	1	3	1	0	2	0	
Lee, DH/LF	3	0	0	0	0	1	0	0		Ward, PH	1	1	1	0	0	0	0	0	
Carpenter, 3B	3	0	0	0	0	0	2	0		Vaughn, P	0	0	0	0	0	0	0	0	
Holm, 1B/LF/P	3	1	1	1	0	0	7	1		Parker, DH	3	0	0	0	0	0	0	0	
Felt, LF	2	0	0	0	0	1	3	0		Epps, PH/DH/RF	1	2	1	0	1	0	0	0	
Williams, PH/C	1	1	1	1	0	0	0	0		Schaus, RF/LF	3	2	1	0	2	0	2	0	
										Sanders, 3B	3	0	1	0	0	1	0	1	
										Stolz, 3B	1	2	1	1	0	0	1	1	
										Nester, C	4	2	1	1	0	0	3	0	
										Pohl, C	1	0	1	1	0	0	3	0	
										Lamb, CF	4	1	3	2	1	0	4	0	
Totals	32	2	5	2	0	6	24	11		Totals	36	15	15	13	10	3	27	7	

Score By Innings										R	H	E
Michigan State	0	0	0	0	1	0	1	0		2	5	0
Clemson	4	2	1	0	0	0	5	3		15	15	1

E - Miller (6). **DP** - Michigan State 2, Clemson 1. **LOB** - Michigan State 3, Clemson 8. **2B** - Freeman (2), Paulsen (3), Schaus (3). **HR** - Holm (1), Williams (1), Boyd (1). **HBP** - Stolz. **SB** - Epps (1), Lamb (2).

Michigan State								Clemson									
IP	H	R	ER	BB	SO	AB	BF	IP	H	R	ER	BB	SO	AB	BF		
Wunderlich (R)	5.0	9	7	7	3	2	23	26	Sarratt (R)	6.0	3	1	1	0	2	21	21
VanderLaan (R)	1.1	1	2	2	4	0	3	7	Haselden (R)	1.0	1	0	0	0	1	4	4
Huge (R)	0.1	1	3	3	1	0	3	4	Thraikill (R)	1.0	1	1	1	0	1	4	4
Doty (R)	0.2	3	3	3	1	1	5	7	Vaughn (R)	1.0	0	0	0	0	2	3	3
Robson (R)	0.0	1	0	0	1	0	1	2									
Holm (L)	0.2	0	0	0	0	0	1	1									
Totals	8.0	15	15	15	10	3	36	47	Totals	9.0	5	2	2	0	6	32	32

Game 13 • Clemson 4, Wake Forest 1

March 13, 2009 (Game 1) • Doug Kingsmore Stadium • Clemson, SC

In game-one on March 13, which was the first game of a doubleheader, **Kyle Parker** hit a two-run home run in the sixth inning to give #22 Clemson the lead for good in its 4-1 victory over Wake Forest at Doug Kingsmore Stadium. The Demon Deacons had taken a 1-0 lead in the top of the sixth inning on **Shane Kroker's** double that scored **Carlos Lopez**. But the Tigers responded with three runs in the bottom of the sixth inning thanks to five consecutive hits. **Parker**, who was 3-for-4 with a home run and three RBIs, added a run-scoring single in the seventh inning. The Tigers outhit the Demon Deacons 14-8 and had five players with at least two hits, including two hits and two runs by **Jeff Schaus**. Eight different Tigers had at least one hit apiece as well. **Tomas Cruz** pitched 3.0 scoreless innings in relief of two-hit ball to earn the victory, while **Will Lamb** retired the only batter he faced to record his first career save. Starter **Trey Delk** also struck out eight batters and allowed six hits, one run, and two walks in 5.2 innings pitched. The three Tiger hurlers combined for 10 strikeouts against only two walks in the contest.

Wake Forest 1										Clemson 4									
(7-6, 0-4 ACC)										(9-4, 2-2 ACC)									
Player	AB	R	H	RBI	BB	SO	PO	A		Player	AB	R	H	RBI	BB	SO	PO	A	
Jarrett, CF	3	0	0	0	2	1	1	0		Miller, SS	4	0	1	0	1	0	2	4	
Hood, 2B	4	0	2	0	0	0	3	3		Freeman, 2B	5	0	1	0	0	1	2	2	
Murray, C	5	0	2	0	0	0	4	1		Paulsen, 1B	3	0	1	0	1	0	5	1	
Ocheltree, RF	4	0	0	0	0	3	1	0		Schaus, LF	4	2	2	0	0	0	4	0	
Woodall, DH	4	0	0	0	0	1	0	0		Parker, RF	4	1	3	3	0	1	0	0	
Stadler, 1B	4	0	0	0	0	4	7	0		Sanders, 3B	4	1	2	0	0	0	0	0	
Lopez, 3B	4	1	2	0	0	1	5	1		Lamb, DH	4	0	2	0	0	1	0	0	
Smith, LF	3	0	0	0	0	0	1	0		Nester, C	4	0	2	1	0	0	10	0	
Kroker, SS	4	0	2	1	0	0	1	1		Johnson, CF	3	0	0	0	1	1	2	0	
Totals	35	1	8	1	2	10	24	8		Totals	35	4	14	4	3	4	27	9	

Score By Innings							R	H	E			
Wake Forest	0	0	0	0	0	1	0	0	0	1	8	1
Clemson	0	0	0	0	0	3	1	0		4	14	1

E - Kroker (8), Miller (7). **DP** - Clemson 1. **LOB** - Wake Forest 11, Clemson 10. **2B** - Lopez (3), Kroker (3), Schaus (4), Sanders (3), Lamb (1). **HR** - Parker (1). **HBP** - Smith. **SH** - Hood (1). **SB** - Miller (4). **CS** - Lamb (1).

Wake Forest										Clemson									
Player	IP	H	R	ER	BB	SO	AB	BF		Player	IP	H	R	ER	BB	SO	AB	BF	
Kledzik (R)	5.1	9	3	3	2	3	24	26		Delk (R)	5.2	6	1	1	2	8	23	27	
White (L)	2.2	5	1	1	1	1	11	12		Cruz (R)	3.0	2	0	0	0	2	11	11	
										Lamb (L)	0.1	0	0	0	0	0	1	1	
Totals	8.0	14	4	4	3	4	35	38		Totals	9.0	8	1	1	2	10	35	39	

Win - Cruz (2-1). **Loss** - Kledzik (1-3). **Save** - Lamb (1).
Umpires: HP - Ray Gregson, 1B - Reid Churchill, 3B - Scott Erby
Start - 11:04 AM. **Finish** - 1:34 PM. **Time** - 2:30.

Game 14 • Clemson 6, Wake Forest 1

March 13, 2009 (Game 2) • Doug Kingsmore Stadium • Clemson, SC

In game-two on March 13, which was the second game of a doubleheader, **Kyle Parker** went 3-for-5 with a homer, two runs, and three RBIs in #22 Clemson's 6-1 victory over Wake Forest at Doug Kingsmore Stadium. After Wake Forest stranded the potential tying run on third base with no outs in the top of the seventh inning, **Parker** gave the Tigers a 4-1 lead with a two-run homer in the bottom of the seventh inning. The Tigers, who outhit the Demon Deacons 13-10, added another run in the seventh and one run in the eighth inning on **Parker's** third hit of the game. **Mike Freeman**, **Parker**, and **Richard Mounce** all had three hits apiece. Starter **Casey Harman** earned the win, as he allowed one run in 6.1 innings pitched.

Wake Forest 1										Clemson 6									
(7-7, 0-5 ACC)										(10-4, 3-2 ACC)									
Player	AB	R	H	RBI	BB	SO	PO	A		Player	AB	R	H	RBI	BB	SO	PO	A	
Jarrett, CF	4	0	2	1	1	0	3	0		Miller, SS	5	0	2	0	0	1	3	5	
Hood, 2B	4	0	2	0	0	0	2	3		Freeman, 2B	5	2	3	0	0	1	2	5	
Murray, C	5	0	1	0	0	0	7	0		Paulsen, 1B	3	1	1	0	1	0	11	1	
Ocheltree, RF	4	0	1	0	0	2	1	0		Parker, RF	5	2	3	3	0	0	2	0	
Woodall, DH	4	0	0	0	0	1	0	0		Schaus, LF	5	1	0	0	0	1	3	0	
Lopez, 3B	4	0	2	0	0	0	0	3		Sanders, 3B	3	0	0	0	0	1	0	1	
Kroker, SS	4	0	1	0	0	0	2	1		Epps, PH	1	0	0	0	0	0	0	0	
Smith, 1B	4	0	0	0	0	1	7	2		Stolz, 3B	0	0	0	0	0	0	0	0	
Brooks, LF	4	1	1	0	0	1	1	0		Mounce, DH	4	0	3	1	0	0	0	0	
										Pohl, C	4	0	1	0	0	0	4	1	
										Lamb, CF	3	0	0	0	1	1	2	0	
Totals	37	1	10	1	1	5	24	13		Totals	38	6	13	4	2	5	27	14	

Score By Innings										R	H	E
Wake Forest	0	0	0	0	0	1	0	0		1	10	4
Clemson	0	0	2	0	0	0	3	1		6	13	4

E - Jarrett (1), Hood (2), Lopez (5), Kroker (9), Miller (8), Sanders (1), Pohl (2), Harman (2). **DP** - Clemson 3. **LOB** - Wake Forest 11, Clemson 11. **2B** - Jarrett (1), Lopez (4), Freeman (4), Mounce (2). **HR** - Parker (2). **HBP** - Hood. **SH** - Paulsen (1). **SB** - Paulsen (2), Parker (2), Schaus (3). **CS** - Miller (2).

Wake Forest										Clemson									
Player	IP	H	R	ER	BB	SO	AB	BF		Player	IP	H	R	ER	BB	SO	AB	BF	
Stadler (L)	6.1	9	3	1	1	4	28	30		Harman (L)	6.1	9	1	1	0	4	28	29	
Dimock (R)	0.2	2	2	1	0	0	5	5		R. Hinson (L)	0.2	0	0	0	0	0	1	2	
Wiesner (L)	1.0	2	1	1	1	1	5	6		Weismann (R)	1.0	0	0	0	0	0	4	4	
										Vaughn (R)	1.0	1	0	0	1	0	3	4	
Totals	8.0	13	6	3	2	5	38	41		Totals	9.0	10	1	1	1	5	37	39	

Win - Harman (2-1). **Loss** - Stadler (2-2).
Umpires: HP - Reid Churchill, 1B - Scott Erby, 3B - Ray Gregson
Start - 2:11 PM. **Finish** - 4:34 PM. **Time** - 2:23. **Attendance** - 3,292

Game 15 • Clemson 7, Wake Forest 3

March 15, 2009 • Doug Kingsmore Stadium • Clemson, SC

In game-three on March 15, **Chris Dwyer** pitched 7.0 strong innings to lead #22 Clemson to a 7-3 win over Wake Forest at Doug Kingsmore Stadium. **Dwyer** allowed six hits and two runs with five strikeouts to earn the victory. The Tigers had nine baserunners in the game but stranded only one, while the Demon Deacons stranded seven runners on base and were just 2-for-11 with runners in scoring position. Clemson had three sacrifice flies, one sacrifice bunt, and three stolen bases. Neither team committed an error as well. The Tigers scored two runs in the first inning and held the lead for the entire game. **Ben Paulsen** hit a two-run home run in Clemson's three-run fifth inning, as he totaled two hits, three RBIs, and two runs in the game. **Mike Freeman** added a double, triple, three runs, and a stolen base. **Michael Murray** led Wake Forest's offensive attack with two hits and a solo homer to lead off the eighth inning.

Wake Forest 3										Clemson 7									
(7-8, 0-6 ACC)										(11-4, 4-2 ACC)									
Player	AB	R	H	RBI	BB	SO	PO	A		Player	AB	R	H	RBI	BB	SO	PO	A	
Jarrett, CF	5	0	1	1	0	1	3	0		Miller, SS	3	1	1	1	0	0	0	1	
Hood, 2B	3	0	2	1	1	0	0	2		Freeman, 2B	3	3	2	1	1	0	3	7	
Murray, C	4	1	2	1	0	0	2	0		Paulsen, 1B	3	2	2	3	0	0	10	0	
Ocheltree, RF	4	0	0	0	0	3	1	0		Parker, RF	3	0	1	1	0	0	3	0	
Woodall, DH	2	0	0	0	2	1	0	0		Schaus, LF	4	0	0	1	0	1	1	0	
Lopez, 3B	4	0	0	0	0	2	3	1		Nester, C	3	0	0	0	0	1	5	0	
Kroker, SS	4	1	1	0	0	0	1	4		Pohl, C	0	0	0	0	0	0	2	0	
Smith, 1B	3	1	0	0	0	0	9	1		Lamb, DH	3	0	0	0	0	0	0	0	
Brooks, LF	4	0	1	0	0	0	3	0		Stolz, 3B	3	1	1	0	0	0	0	1	
										Johnson, CF	2	0	1	0	0	0	2	0	
Totals	33	3	7	3	3	7	24	12		Totals	27	7	8	7	1	2	27	10	

Score By Innings										R	H	E
Wake Forest	0	0	0	1	0	1	1	0		3	7	0
Clemson	2	0	0	1	3	0	0	1		7	8	0

DP - Wake Forest 1, Clemson 1. **LOB** - Wake Forest 7, Clemson 1. **2B** - Kroker (4), Freeman (5), Stolz (2). **3B** - Freeman (2). **HR** - Murray (3), Paulsen (2). **HBP** - Smith. **SH** - Johnson (2). **SF** - Miller (1), Paulsen (2), Parker (3). **SB** - Jarrett (1), Miller (5), Freeman (4), Johnson (8).

Wake Forest										Clemson									
Player	IP	H	R	ER	BB	SO	AB	BF		Player	IP	H	R	ER	BB	SO	AB	BF	
Negus (R)	4.2	6	5	5	1	2	16	20		Dwyer (L)	7.0	6	2	2	2	5	26	29	
Wiesner (L)	0.2	1	1	1	0	0	3	3		R. Hinson (L)	1.0	1	1	1	1	2	4	5	
Ernst (R)	2.2	1	1	1	0	0	8	9		Stoneburner (R)	1.0	0	0	0	0	0	3	3	
Totals	8.0	8	7	7	1	2	27	32		Totals	9.0	7	3	3	3	7	33	37	

Win - Dwyer (2-0). **Loss** - Negus (1-1).
Umpires: HP - Scott Erby, 1B - Ray Gregson, 3B - Reid Churchill
Start - 1:15 PM. **Finish** - 3:38 PM. **Time** - 2:23. **Attendance** - 3,475

Game 16 • Clemson 8, Presbyterian 0

March 17, 2009 • Doug Kingsmore Stadium • Clemson, SC

Graham Stoneburner, **Will Lamb**, and **Craig Gullickson** combined for a five-hit shutout in #18 Clemson's 8-0 win over Presbyterian at Doug Kingsmore Stadium on March 17. The trio also allowed just one

Game 17 • Clemson 14, South Carolina-Upstate 0

March 18, 2009 • Doug Kingsmore Stadium • Clemson, SC

Five Tiger righthanders combined to pitch a no-hitter in #18 Clemson's 14-0 win over South Carolina-Upstate at Doug Kingsmore Stadium on March 18. **Justin Sarratt** pitched 5.0 innings and allowed no walks with two strikeouts to earn the win. **Scott Weismann**, **Kyle Deese**, **Tomas Cruz**, and **Matt Vaughn** each pitched an inning to close out Clemson's first no-hitter since 1984.

South Carolina-Upstate 0 (6-11)										Clemson 14 (13-4)									
Player	AB	R	H	RBI	BB	SO	PO	A		Player	AB	R	H	RBI	BB	SO	PO	A	
Guillen, SS	4	0	0	0	0	1	3	2		Miller, SS	2	2	1	2	2	0	1	5	
Green, 2B/3B	3	0	0	0	0	0	1	3		Freeman, 2B	5	3	4	7	1	0	0	2	
Tanner, C	3	0	0	0	0	0	4	0		Paulsen, 1B	5	0	0	1	1	0	13	0	
Morgan, 1B	3	0	0	0	0	1	9	0		Parker, RF	4	1	1	0	0	0	4	0	
Moyer, DH	2	0	0	0	1	0	0	1		Schaus, LF	3	0	0	0	2	0	0	0	
Bisgounis, LF	2	0	0	0	0	0	3	0		Mounce, DH	3	0	1	2	1	2	0	0	
Shovlin, PH/LF	1	0	0	0	0	0	1	0		Epps, PH/DH	0	1	0	0	1	0	0	0	
Dempsey, RF	3	0	0	0	2	2	0	0		Lamb, CF	3	1	2	0	0	0	0	0	
Liput, 3B	2	0	0	0	0	1	0	2		Johnson, CF	1	1	0	0	1	0	1	0	
Millhouse, 2B	1	0	0	0	0	0	0	1		Pohl, C	4	3	1	0	0	1	7	0	
Simpson, CF	3	0	0	0	0	2	1	0		Stolz, 3B	3	2	1	1	2	0	0	3	
Totals	27	0	0	0	1	7	24	13		Totals	33	14	11	13	11	3	27	13	

Score By Innings										R	H	E
South Carolina-Upstate	0	0	0	0	0	0	0	0	0	0	0	3
Clemson	2	2	0	2	2	0	3	3		14	11	1

E - Guillen (9), Tanner 2 (4), Lamb (1). **DP** - South Carolina-Upstate 1, Clemson 1. **LOB** - South Carolina-Upstate 1, Clemson 10. **2B** - Pohl (2). **3B** - Freeman (3). **HR** - Freeman (1). **HBP** - Pohl. **SH** - Miller (3). **SF** - Miller (2). **SB** - Miller (6), Freeman (5), Parker (3). **Reached on CI** - Parker.

USC Upstate									Clemson								
	IP	H	R	ER	BB	SO	AB	BF		IP	H	R	ER	BB	SO	AB	BF
Moyer (R)	1.0	1	2	1	2	0	4	7	Sarratt (R)	5.0	0	0	0	0	2	16	16
Fern (R)	1.0	1	2	2	1	0	3	6	Weismann (R)	1.0	0	0	0	0	2	3	3
Myers (L)	1.0	1	0	0	1	0	4	5	Deese (R)	1.0	0	0	0	0	1	3	3
Fournier (R)	1.2	5	4	4	1	1	9	11	Cruz (R)	1.0	0	0	0	1	0	2	3
Waters (R)	2.1	2	3	0	2	2	9	11	Vaughn (R)	1.0	0	0	0	0	2	3	3
Fallon (R)	0.1	1	3	3	4	0	2	6									
Stover (R)	0.2	0	0	0	0	0	2	2									
Totals	8.0	11	14	10	11	3	33	48	Totals	9.0	0	0	0	1	7	27	28

Win - Sarratt (3-0). Loss - Moyer (1-4).

Umpires: HP - Craig Mirr, 1B - Steve Manders, 3B - Darion Padgett

Start - 6:33 PM. Finish - 9:11 PM. Time - 2:38. Attendance - 4,020

Game 19 • Clemson 8, Florida State 7 (11 Innings)

March 21, 2009 • Dick Howser Stadium • Tallahassee, FL

In game-two on March 21, #18 Clemson scored three runs in the 11th inning, capped by **Kyle Parker's** two-run homer, and held on for an 8-7 win over #24 Florida State at Dick Howser Stadium.

Clemson 8 (14-5, 5-3 ACC)										Florida State 7 (10-8, 2-4 ACC)									
Player	AB	R	H	RBI	BB	SO	PO	A		Player	AB	R	H	RBI	BB	SO	PO	A	
Miller, SS	5	1	0	1	1	1	0	3		Holt, CF	5	2	3	4	1	0	3	0	
Freeman, 2B	6	1	2	0	0	0	3	5		Oravetz, DH	4	0	0	0	2	2	0	0	
Paulsen, 1B	4	0	0	2	1	2	10	0		Tapley, 3B	5	1	1	0	0	2	0	3	
Parker, RF	4	2	2	2	0	0	1	0		Stidham, 2B	4	1	0	0	1	1	5	4	
Schaus, LF	4	1	2	0	2	1	6	0		Cardullo, SS	5	0	3	0	1	1	2	1	
Sanders, DH	1	1	1	0	1	0	0	0		Posey, 1B	3	0	0	0	0	1	7	2	
Stolz, 3B	4	0	0	1	0	0	0	3		Meschke, PH/1B	2	0	0	0	1	2	4	0	
Pohl, C	2	0	0	0	0	1	6	0		McGee, LF	5	1	1	1	1	2	5	0	
Lamb, PH	1	0	0	0	0	0	0	0		Richardson, RF	2	1	1	1	0	0	0	0	
Nester, C	2	0	0	0	0	1	7	0		Ramsey, PH	0	0	0	0	1	0	0	0	
Johnson, CF	4	2	2	1	0	1	0	0		Danesh, RF	3	1	3	1	0	0	0	0	
Totals	37	8	9	7	5	7	33	14		Totals	43	7	12	7	8	12	33	16	

Score By Innings										R	H	E
Clemson	0	2	0	0	1	0	0	3		8	9	1
Florida State	0	0	1	2	0	0	2	0		7	12	4

E - Stolz (1), Stidham (6), McGee 2 (2), Richardson (3). **DP** - Clemson 1, Florida State 1. **LOB** - Clemson 9, Florida State 14. **2B** - Schaus (5), Johnson (1), Richardson (3), Danesh (6). **HR** - Parker (3), Holt 2 (3). **HBP** - Parker 2, Sanders, Johnson, Stidham. **SH** - Sanders 2 (2), Stolz (1), Tapley (2), Lopez (2). **SF** - Paulsen (3). **SB** - Johnson (9), Holt 2 (7), Stidham (2), Danesh (1). **CS** - Freeman (1), Stolz (2).

Clemson										Florida State									
Player	IP	H	R	ER	BB	SO	AB	BF		Player	IP	H	R	ER	BB	SO	AB	BF	
Dwyer (L)	4.2	4	3	3	5	6	17	24		Busch (L)	5.1	5	3	1	2	3	19	24	
Stoneburner (R)	4.0	4	2	2	2	4	16	18		Parker (R)	2.1	0	2	1	1	2	7	11	
Vaughn (R)	2.0	4	2	2	1	2	9	11		Peterson (L)	0.2	1	0	0	1	0	3	4	
Harman (L)	0.1	0	0	0	0	0	1	1		O'Dell (R)	1.0	1	0	0	0	0	2	3	
										Marshall (R)	0.2	0	0	0	0	0	2	2	
										Gast (L)	0.2	1	2	2	1	1	2	4	
										Scantling (R)	0.1	1	1	1	0	1	2	2	
Totals	11.0	12	7	7	8	12	43	54		Totals	11.0	9	8	5	5	7	37	50	

Win - Vaughn (1-0). Loss - Gast (1-2). Save - Harman (1).

Umpires: HP - Tony Walsh, 1B - Frank Sylvester, 3B - Bryant Woodall

Start - 6:00 PM. Finish - 10:01 PM. Time - 4:01. Attendance - 5,790

Game 18 • Florida State 5, Clemson 2

March 20, 2009 • Dick Howser Stadium • Tallahassee, FL

In game-one on March 20, starter **Sean Gilmartin** struck out eight batters in 6.1 innings pitched to lead #24 Florida State to a 5-2 victory over #18 Clemson at Dick Howser Stadium. **Stuart Tapley's** two-out single in the fifth inning scored the go-ahead run and the Seminoles held the lead for the rest of the contest. Only two of the five Florida State runs were earned, as three Tiger errors proved costly in the game. **Addison Johnson** and **Ben Paulsen** both hit home runs, but Clemson was 0-for-14 with runners in scoring position and 1-for-19 with runners on base. **Jeff Schaus** had a game-high two hits for the Tigers, who saw their seven-game winning streak come to an end.

Clemson 2 (13-5, 4-3 ACC)										Florida State 5 (10-7, 2-3 ACC)									
Player	AB	R	H	RBI	BB	SO	PO	A		Player	AB	R	H	RBI	BB	SO	PO	A	
Miller, SS	5	0	1	0	0	1	1	2		Holt, CF	4	1	1	0	1	2	0	0	
Freeman, 2B	2	0	0	0	2	0	3	3		Oravetz, DH	4	0	1	1	0	0	0	0	
Paulsen, 1B	4	1	1	1	0	3	8	1		Tapley, 3B	3	1	1	1	2	1	2	2	
Parker, RF	4	0	1	0	0	1	0	0		Stidham, 2B	3	0	1	1	1	1	2	4	
Schaus, LF	4	0	2	0	0	0	2	0		Cardullo, SS	3	1	1	0	0	1	1	2	
Sanders, DH	3	0	1	0	1	0	0	0		Lopez, C	3	1	1	1	0	0	10	5	
Nester, C	2	0	0	0	1	2	5	0		Meschke, 1B	2	0	1	0	0	0	0	0	
Epps, PH	1	0	0	0	0	1	0	0		Posey, PH/1B	2	1	0	0	0	0	5	0	
Pohl, C	0	0	0	0	0	0	2	0		McGee, LF	3	0	1	0	1	0	2	0	
Stolz, 3B	4	0	1	0	0	1	0	1		Danesh, RF	3	0	0	0	0	1	0	0	
Johnson, CF	4	1	1	1	0	2	3	0		Richardson, PH/RF	1	0	0	0	0	1	0	0	
Totals	33	2	8	2	4	11	24	9		Totals	31	5	8	4	5	7	27	11	

Score By Innings										R	H	E
Clemson	0	0	0	0	1	0	0	1	0	2	8	3
Florida State	0	0	1	0	1	1	0	2		5	8	1

E - Miller (9), Pohl (3), Delk (1), Gilmartin (1). **DP** - Clemson 2, Florida State 3. **LOB** - Clemson 9, Florida State 10. **2B** - Parker (2), Oravetz (3), Stidham (9). **HR** - Paulsen (4), Johnson (1), Lopez (3). **HBP** - Freeman, Oravetz, Cardullo. **SH** - Lopez (1). **SB** - Freeman 2 (7), Tapley (2), Cardullo (1), McGee (1).

Clemson									Florida State								
	IP	H	R	ER	BB	SO	AB	BF		IP	H	R	ER	BB	SO	AB	BF
Delk (R)	5.0	6	2	1	3	3	20	23	Gilmartin (L)	6.1	6	1	1	4	8	22	27
Lamb (L)	0.2	2	1	1	0	1	4	4	Gast (L)	1.0	2	1	1	0	0	5	5
Cruz (R)	1.2	0	2	0	1	1	5	8	Parker (R)	0.2	0	0	0	0	2	3	3
R. Hinson (L)	0.2	0	0	0	1	2	2	4	Marshall (R)	1.0	0	0	0	0	1	3	3
Totals	8.0	8	5	2	5	7	31	39	Totals	9.0	8	2	2	4	11	33	38

Game 25 • Clemson 5, Boston College 3

March 28, 2009 (Game 2) • Eddie Pellagrini Diamond • Chestnut Hill, MA

In game-three on March 28, which was the second game of a doubleheader, **Ben Paulsen** went 4-for-4 with three RBIs to lead #20 Clemson to a 5-3 victory over Boston College at Eddie Pellagrini Diamond. **Paulsen** also hit a triple, scored a run, and had a walk, while his two-run single in the ninth inning proved to be the difference in the game. **Will Lamb** added two hits and two runs, while **Brad Miller** had two hits and two RBIs for Clemson, who had 13 hits in the game. Leadoff batter **Robbie Anston** led the Eagles' nine-hit attack by going 2-for-2 with three walks, while **Andrew Lawrence** had four sacrifice bunts. Starter **Graham Stoneburner** pitched 8.1 effective innings, allowing three runs on nine hits to earn the victory. **Matt Vaughn** retired the only two batters he faced with the potential tying run on first base to record the save. Both teams left 10 runners on base in the contest as well.

Clemson 5 (18-7, 7-5 ACC)										Boston College 3 (15-9, 5-5 ACC)									
Player	AB	R	H	RBI	BB	SO	PO	A		Player	AB	R	H	RBI	BB	SO	PO	A	
Lamb, CF	5	2	2	0	0	3	1	0		Anston, CF	2	1	2	0	3	0	1	0	
Freeman, 2B	4	1	1	0	1	1	3	0		Lawrence, DH	0	0	0	0	0	0	0	0	
Schaus, LF	5	1	1	0	0	1	0	0		Spatola, 1B	1	0	1	1	0	0	2	0	
Paulsen, 1B	4	1	4	3	1	0	13	3		Sanchez, C	5	0	0	0	0	2	10	3	
Miller, SS	5	0	2	2	0	0	0	2		Wiswall, 3B	5	0	1	1	0	1	1	1	
Mounce, DH	5	0	1	0	0	2	0	0		Belfiore, 1B/P	3	1	1	0	1	0	6	2	
Nester, C	3	0	1	0	1	1	7	0		Butera, RF	3	0	0	0	0	1	2	0	
Epps, RF	4	0	1	0	0	1	1	0		Smith, SS	4	0	2	0	0	2	1	2	
Stolz, 3B	3	0	0	0	0	1	1	5		Sudol, LF	4	0	1	1	0	0	2	0	
Totals	38	5	13	5	3	10	27	14		Zapenas, 2B	4	1	1	0	0	1	1	1	
										Totals	31	3	9	3	4	7	27	9	

Score By Innings										R	H	E
Clemson	0	0	0	1	0	1	0	2		5	13	0
Boston College	0	1	1	0	0	0	0	1		3	9	0

LOB - Clemson 10, Boston College 10. **2B** - Mounce (3), Nester (2). **3B** - Paulsen (2). **SH** - Stolz (4), Lawrence (4), Butera (6). **CS** - Miller (3).

Clemson										Boston College									
Player	IP	H	R	ER	BB	SO	AB	BF		Player	IP	H	R	ER	BB	SO	AB	BF	
Stoneburner (R)	8.1	9	3	3	4	6	29	38		Dennhardt (R)	5.0	4	1	1	2	5	17	20	
Vaughn (R)	0.2	0	0	0	0	1	2	2		Dean (L)	0.1	3	1	1	0	0	4	4	
Totals	9.0	9	3	3	4	7	31	40		Moran (R)	2.0	4	1	1	0	2	10	10	
										Belfiore (L)	1.2	2	2	2	1	3	7	8	
										Totals	9.0	13	5	5	3	10	38	42	

Win - Stoneburner (3-2). **Loss** - Moran (2-1). **Save** - Vaughn (2).

Umpires: HP - Rick Darby, 1B - Scott Graham, 3B - David Pritchett

Start - 1:59 PM. **Finish** - 4:46 PM. **Time** - 2:47. **Attendance** - 1,210

Game 26 • Georgia 6, Clemson 5

March 31, 2009 • Foley Field • Athens, GA

Top-ranked Georgia scored four runs in the third inning and held on to defeat #17 Clemson 6-5 at Foley Field on March 31. The Bulldogs scored four runs on six hits, four of which were infield singles, in the fourth inning and held on for the win. **Jeff Schaus** gave Clemson the lead in the first inning on his solo homer. The Tigers narrowed the margin to one run in the fifth inning on **Kyle Parker's** two-run homer and pinch-hitter **Chris Epps'** run-scoring double. **Parker**, who had three RBIs, hit a two-out, run-scoring single in the ninth inning, but it was not enough. Three Tiger relievers combined to allow just two hits, one run, and one walk with eight strikeouts in 5.0 innings pitched.

Clemson 5 (18-8)										Georgia 6 (23-3)									
Player	AB	R	H	RBI	BB	SO	PO	A		Player	AB	R	H	RBI	BB	SO	PO	A	
Lamb, CF	5	0	0	0	0	2	1	0		Taylor, LF	4	1	1	0	0	1	3	0	
Freeman, 2B	5	0	2	0	0	0	2	1		Verdin, RF	2	1	1	0	0	0	0	0	
Schaus, LF	4	3	3	1	1	0	2	0		Cerione, PH/CF	1	0	0	0	1	1	1	0	
Paulsen, 1B	5	0	0	0	0	1	4	0		Poythress, 1B	4	1	2	1	0	0	9	1	
Parker, RF	5	1	2	3	0	2	0	1		Massanari, C	4	1	2	3	0	2	7	0	
Miller, SS	5	1	1	0	0	1	4	3		Lewis, DH	4	0	1	0	0	1	0	0	
Sanders, DH	2	0	0	0	0	0	0	0		Cone, CF/RF	3	0	0	0	0	2	2	0	
Epps, PH/DH	2	0	1	1	0	1	0	0		Allen, PH/RF	1	0	0	0	0	0	0	0	
Pohl, C	3	0	1	0	0	0	11	0		May, 3B	3	1	2	1	0	0	3	2	
Stolz, 3B	3	0	1	0	1	0	0	2		Hyams, SS	4	0	0	0	0	3	0	2	
Totals	39	5	11	5	2	7	24	8		Demperio, 2B	3	1	1	0	1	2	1	2	
										Totals	33	6	10	5	2	12	27	10	

Score By Innings										R	H	E
Clemson	1	0	0	0	3	0	0	0	1	5	11	2
Georgia	0	1	4	0	0	1	0	0	0	6	10	1

E - Schaus (1), McKinney (2), Hyams (4). **LOB** - Clemson 10, Georgia 6. **2B** - Schaus (7), Epps (1). **HR** - Schaus (5), Parker (4), Massanari (6), May (8). **HBP** - Pohl, May. **SB** - Taylor (16). **CS** - Taylor (4).

Clemson										Georgia									
Player	IP	H	R	ER	BB	SO	AB	BF		Player	IP	H	R	ER	BB	SO	AB	BF	
Dwyer (L)	3.0	8	5	5	1	4	16	17		Leaver (L)	3.0	4	1	1	1	4	14	15	
McKinney (R)	2.1	2	1	1	1	5	9	10		Esmonde (R)	2.0	3	3	3	1	0	9	11	
R. Hinson (L)	0.2	0	0	0	0	1	2	2		Earls (L)	1.0	1	0	0	0	0	4	4	
Cruz (R)	2.0	0	0	0	0	2	6	7		Palazzone (R)	2.0	1	0	0	0	0	2	7	
Totals	8.0	10	6	6	2	12	33	36		Weaver (R)	1.0	2	1	1	0	1	5	5	
										Totals	9.0	11	5	5	2	7	39	42	

Win - Leaver (3-0). **Loss** - Dwyer (2-2). **Save** - Weaver (5).

Umpires: HP - David Savage, 1B - Arthur Schmidt, 3B - Jay Furlong

Start - 7:01 PM. **Finish** - 9:36 PM. **Time** - 2:35. **Attendance** - 3,045

Game 27 • Georgia 4, Clemson 2

April 1, 2009 • Doug Kingsmore Stadium • Clemson, SC

Top-ranked Georgia scored three runs in the ninth inning to rally for a 4-2 win over #17 Clemson at Doug Kingsmore Stadium on April 1. **Justin Sarratt** limited the Bulldogs to just one run on three hits in the first eight innings, but Georgia used two hits and an error to score three runs in the ninth inning. **Sarratt** pitched 8.0 masterful innings, allowing just three hits, one run, and one walk with 12 strikeouts, the most by a Tiger since 2001, but he did not factor in the decision. He also retired 17 batters in a row at one point.

Georgia 4									Clemson 2								
(24-3)									(18-9)								
Player	AB	R	H	RBI	BB	SO	PO	A	Player	AB	R	H	RBI	BB	SO	PO	A
Cerione, CF	3	1	2	0	1	1	3	0	Freeman, 2B	4	0	2	0	0	0	1	1
Davidson, RF	3	0	0	0	0	2	2	0	Miller, SS	4	0	2	1	0	0	0	3
Taylor, PH/LF	0	1	0	0	1	0	1	0	Schaus, LF	4	0	0	0	0	0	1	0
Poythress, 1B	4	1	2	1	0	1	9	1	Paulsen, 1B	4	1	1	0	0	2	8	0
Massanari, DH	4	0	0	0	0	0	0	0	Parker, RF	4	0	1	0	0	1	3	0
Allen, LF	3	0	0	0	0	2	0	0	Mounce, DH	3	0	0	1	0	2	0	0
Cone, PR/RF	0	0	0	0	0	0	0	0	Epps, PH/DH	1	0	0	0	0	1	0	0
Lewis, C	4	0	0	1	0	2	7	1	Nester, C	4	0	1	0	0	0	12	1
May, 3B	3	1	1	1	0	0	0	1	Stolz, 3B	2	0	1	0	2	0	2	1
Hyams, SS	2	0	0	0	0	1	4	3	Lamb, CF	4	1	0	0	0	1	0	0
Starr, SS	1	0	0	0	0	0	0	1									
Thoms, 2B	2	0	0	0	0	2	0	2									
Demperio, 2B	1	0	0	0	0	1	0	0									
Totals	30	4	5	3	2	12	27	11	Totals	34	2	8	2	2	7	27	8

Score By Innings										R	H	E
Georgia	0	0	0	0	0	0	1	3		4	5	3
Clemson	0	1	0	0	1	0	0	0		2	8	1

E - May (3), Parker (2). **DP** - Georgia 1, Clemson 1. **LOB** - Georgia 2, Clemson 7. **2B** - Cerione (4). **HR** - May (9). **HBP** - Allen. **CS** - Miller (4).

Georgia									Clemson								
	IP	H	R	ER	BB	SO	AB	BF		IP	H	R	ER	BB	SO	AB	BF
Hawkins (L)	4.2	7	2	1	1	1	19	20	Sarratt (R)	8.0	3	1	1	1	12	26	27
Earls (L)	0.1	0	0	0	0	0	1	1	Vaughn (R)	1.0	2	3	2	1	0	4	6
Tanner (R)	1.0	1	0	0	1	3	4	5									
Walters (R)	1.2	0	0	0	0	2	6	6									
Harvil (R)	1.1	0	0	0	0	1	4	4									
Totals	9.0	8	2	1	2	7	34	36	Totals	9.0	5	4	3	2	12	30	33

Win - Harvil (2-0). **Loss** - Vaughn (1-1).

Umpires: HP - Danny Everett, 1B - David Savage, 3B - Steve Manders

Start - 7:08 PM. **Finish** - 9:45 PM. **Time** - 2:37. **Attendance** - 5,239

Game 28 • Clemson 7, Duke 3

April 3, 2009 • Doug Kingsmore Stadium • Clemson, SC

In game-one on April 3, **Clinton McKinney** pitched 4.1 strong innings in relief to lead #17 Clemson to a 7-3 victory over Duke at Doug Kingsmore Stadium. **McKinney** allowed just four hits, one unearned run, and no walks with three strikeouts to earn the victory in relief of starter **Casey Harman**. **McKinney** and **Harman** combined to allow just one walk with six strikeouts in the game. Clemson hit three home runs in the contest, including **Ben Paulsen's** two-run long ball in the fifth inning that gave the Tigers the lead for good. **Jason Stolz** and **Kyle Parker** added solo home runs later in the game for the Tigers, who had 11 hits in all. **Addison Johnson** went 2-for-2 with two walks, while **Parker** and **Brad Miller** added two hits apiece. The Blue Devils totaled 11 hits and had 14 batters reach base in the contest, but they left eight runners on base and Clemson turned three double plays to thwart rallies.</

2009 Boxscores

Game 29 • Duke 10, Clemson 7

April 4, 2009 • Doug Kingsmore Stadium • Clemson, SC

In game-two on April 4, Duke scored six runs in the fourth inning and hung on for a 10-7 victory over #17 Clemson at Doug Kingsmore Stadium. Duke scored six runs in the fourth inning and two runs in the sixth inning to build a 9-1 lead. The Tigers outhit Duke 16-13 in the game, but they left 12 runners on base against the Blue Devils' six.

Duke 10									(20-10, 7-7 ACC)									Clemson 7									(19-10, 8-6 ACC)								
Player	AB	R	H	RBI	BB	SO	PO	A	Player	AB	R	H	RBI	BB	SO	PO	A	Player	AB	R	H	RBI	BB	SO	PO	A	Player	AB	R	H	RBI	BB	SO	PO	A
Hassan, RF/P	3	1	2	0	1	0	0	0	Freeman, 2B	6	0	0	0	0	1	4	1	Johnson, CF	5	1	3	0	0	1	3	0	Schaus, LF	5	1	2	0	0	0	1	1
Williams, C	5	2	1	2	0	0	5	0	Paulsen, 1B	5	2	3	3	0	0	11	2	Parker, RF	4	2	2	0	0	1	0	0	Gould, DH	5	2	2	1	0	2	0	0
Freiman, 1B	3	1	1	1	1	0	6	0	Miller, SS	5	1	0	0	0	0	2	5	Luciano, RF	0	0	0	0	0	0	0	0	Piwnic-Worms, CF	5	0	2	3	0	0	2	0
Gould, DH	5	2	2	1	0	2	0	0	Boyd, DH	5	0	2	1	0	1	0	0	Lemmerman, SS	4	1	2	0	1	1	5	2	Pedevillano, LF	5	1	1	0	0	0	6	0
Luciano, RF	0	0	0	0	0	0	0	0	Nester, C	3	0	2	2	0	0	5	0	Saade, 2B	3	1	1	1	2	3	7		O'Grady, 3B	3	1	1	0	1	0	0	2
Piwnic-Worms, CF	5	0	2	3	0	0	2	0	Epps, PH	0	0	0	0	1	0	0	0	McCurdy, 3B	0	0	0	0	0	0	0	1									
Lemmerman, SS	4	1	2	0	1	1	5	2	Pohl, C	0	0	0	0	0	0	0	0																		
Pedevillano, LF	5	1	1	0	0	0	6	0	Stolz, 3B	3	0	1	1	0	1	0	1																		
Saade, 2B	3	1	1	1	2	3	7		Lamb, PH	1	0	0	0	0	0	0	0																		
O'Grady, 3B	3	1	1	0	1	0	0	2	Sanders, 3B	1	0	1	0	0	0	0	0																		
McCurdy, 3B	0	0	0	0	0	0	0	1																											
Totals	36	10	13	8	5	5	27	12	Totals	43	7	16	7	1	5	27	13																		

Score By Innings											R	H	E
Duke	1	0	0	6	0	2	1	0	0		10	13	2
Clemson	0	1	0	0	0	2	2	0	0		7	16	1

E - Lemmerman (6), O'Grady (1), Paulsen (3). **DP** - Duke 2, Clemson 2. **LOB** - Duke 6, Clemson 12. **2B** - Hassan (12), Williams (8), Pedevillano (2), Johnson 2 (3), Paulsen (8), Boyd (3). **3B** - Saade (2). **HR** - Gould (4), Paulsen (7). **HBP** - Hassan, Parker, Pohl. **SF** - Freiman (2). **SB** - Freiman (2), Lemmerman 2 (8). **CS** - Saade (3).

Duke											Clemson										
Player	IP	H	R	ER	BB	SO	AB	BF			Player	IP	H	R	ER	BB	SO	AB	BF		
Wolcott (R)	6.0	10	3	2	0	2	28	28			Stoneburner (R)	3.1	9	6	6	1	3	18	20		
Ness (R)	1.2	4	3	3	1	0	9	11			Deese (R)	0.1	1	1	1	1	0	2	3		
Sherlock (L)	0.0	1	1	1	0	0	1	1			Haselden (R)	2.1	2	2	2	0	1	8	9		
Hassan (R)	1.1	1	0	0	0	3	5	6			Gullickson (L)	1.1	0	1	0	3	0	3	6		
											Vaughn (R)	1.2	1	0	0	0	1	5	5		
Totals	9.0	16	7	6	1	5	43	46			Totals	9.0	13	10	9	5	5	36	43		

Win - Wolcott (5-1). **Loss** - Stoneburner (3-3). **Save** - Hassan (8). **Umpires**: HP - Bruce Ravan, 1B - Don Gilmore, 3B - Joe Marion **Start** - 6:36 PM. **Finish** - 9:45 PM. **Time** - 3:09. **Attendance** - 5,162

Game 31 • South Carolina 7, Clemson 6

April 7, 2009 • Carolina Stadium • Columbia, SC

DeAngelo Mack's two-run single in the ninth inning lifted South Carolina to a 7-6 come-from-behind victory over #20 Clemson at Carolina Stadium on April 7. The Tigers took a 6-5 lead with two outs in the seventh inning on **John Nester's** run-scoring, infield single. But the Gamecocks put their first two batters on base in the ninth and later loaded the bases before **Mack's** sharp single through the right side gave South Carolina the walkoff win. **Kyle Parker** had a team-high three RBIs, while **Ben Paulsen** drove in two runs. **Tomas Cruz** pitched 4.0 stellar innings in relief, allowing just one hit, one run, and no walks with five strikeouts. **Curtis Johnson** pitched 2.1 scoreless innings of one-hit ball to earn the victory. He also struck out three batters and did not issue a walk.

Clemson 6									(20-11)									South Carolina 7									(21-10)								
Player	AB	R	H	RBI	BB	SO	PO	A	Player	AB	R	H	RBI	BB	SO	PO	A	Player	AB	R	H	RBI	BB	SO	PO	A									
Freeman, 2B	4	0	0	0	1	0	1	2	Bradley, RF	3	1	1	0	1	1	1	0	Merrifield, CF	4	1	1	1	1	1	3	0									
Johnson, CF	5	1	1	0	0	2	7	0	Mack, LF	5	1	2	4	0	0	1	3	0																	
Schaus, LF	3	2	0	0	2	0	0	0	Ebert, 1B	3	0	0	0	1	1	8	0	Crisp, 3B	4	0	1	0	0	0	2	1									
Paulsen, 1B	4	1	1	2	1	0	7	0	Bangs, DH	4	1	1	1	0	2	0	0	Enders, C	4	0	1	0	0	0	8	0									
Parker, RF	4	0	1	3	0	2	2	0	Wingo, 2B	3	1	1	0	0	0	1	5	Matthews, PH	1	1	1	0	0	0	0	0									
Miller, SS	3	1	1	0	2	1	0	0	Haney, SS	3	0	0	0	0	0	1	2	Rihn, PH	0	1	0	0	1	0	0	0									
Boyd, DH	2	0	0	0	0	1	0	0										Totals	34	7	9	7	4	7	27	9									
Sanders, PH/DH	1	0	0	0	0	1	0	0																											
Epps, PH/DH	1	0	0	0	0	0	0	0																											
Nester, C	4	0	2	1	0	0	7	0																											
Stolz, 3B	4	1	1	0	0	1	1	1																											
Totals	35	6	7	6	6	8	25	6	Totals	34	7	9	7	4	7	27	9																		

Score By Innings											R	H	E
Clemson	2	0	2	1	0	0	1	0	0		6	7	1
South Carolina	4	0	0	0	0	1	0	0	2		7	9	3

E - Johnson (1), Ebert 2 (3), Haney (3). **DP** - South Carolina 1. **LOB** - Clemson 9, South Carolina 7. **2B** - Paulsen (10), Bradley (6). **HR** - Mack (9), Bangs (2), Wingo (3). **SH** - Bradley (4). **SF** - Parker (4). **SB** - Miller (7).

Clemson											South Carolina										
Player	IP	H	R	ER	BB	SO	AB	BF			Player	IP	H	R	ER	BB	SO	AB	BF		
Sarratt (R)	3.0	6	4	4	1	1	15	16			Brown (R)	3.2	5	5	3	2	2	17	20		
Lamb (L)	1.0	0	0	0	1	1	4	5			Roth (L)	3.0	1	1	0	4	3	9	13		
Cruz (R)	4.0	1	1	1	0	5	13	13			Johnson (R)	2.1	1	0	0	0	3	9	9		
Harman (L)	0.1	2	2	2	2	0	2	5													
Totals	8.1	9	7	7	4	7	34	39			Totals	9.0	7	6	3	6	8	35	42		

Win - Johnson (2-0). **Loss** - Harman (3-2). **Umpires**: HP - Tony Maners, 1B - Greg Street, 2B - A.J. Lostaglio, 3B - Bryant Woodall **Start** - 7:03 PM. **Finish** - 9:57 PM. **Time** - 2:54. **Attendance** - 8,078

Game 30 • Clemson 10, Duke 1

April 5, 2009 • Doug Kingsmore Stadium • Clemson, SC

In game-three on April 5, **Jack Leggett** earned his 700th win as Tiger head coach in #17 Clemson's 10-1 victory over Duke at Doug Kingsmore Stadium. The Tigers outhit Duke 11-8 and scored four runs in the third inning to take a 5-1 lead. **Ben Paulsen** went 3-for-3 with a double and three RBIs to lead Clemson, who totaled nine walks in the game.

(20-11, 7-8 ACC)										(20-10, 9-6 ACC)									
Duke 1										Clemson 10									
Player	AB	R	H	RBI	BB	SO	PO	A		Player	AB	R	H	RBI	BB	SO	PO	A	
Hassan, RF/CF	4	1	1	0	0	0	1	0		Freeman, 2B	3	2	2	0	2	0	2	1	
Williams, C	4	0	0	0	0	0	3	1		Johnson, CF	2	0	0	1	1	1	5	0	
Freiman, 1B	3	0	1	1	0	0	10	3		Epps, PH	1	0	0	0	0	0	0	0	
Gould, DH	4	0	1	0	0	1	0	0		Lamb, CF	0	0	0	0	0	0	0	0	
Piwnica-Worms, CF	3	0	0	0	0	3	2	0		Schaus, LF	3	2	1	1	2	0	2	0	
Litwin, RF	1	0	0	0	0	0	0	0		Paulsen, 1B	3	1	3	3	0	0	4	0	
Lemmerman, SS	4	0	2	0	0	0	3	4		Mounce, PH/1B	1	0	1	0	0	0	2	0	
Pedevillano, LF	2	0	1	0	0	1	1	0		Parker, RF	3	1	0	0	1	0	2	0	
Jones, PH/LF	2	0	1	0	0	1	1	0		Miller, SS	4	1	2	1	0	1	0	1	
Saade, 2B	3	0	1	0	0	1	2	2		Boyd, DH	2	0	0	1	0	1	0	0	
O'Grady, 3B	3	0	1	0	0	1	0	2		Sanders, PH/DH/3B	2	2	1	0	1	0	0	0	
										Pohl, C	2	0	0	0	1	1	7	1	
										Ward, PH/C	1	0	0	0	0	0	1	0	
										Stolz, 3B	5	1	2	2	0	1	0	3	

Game 33 • Miami (FL) 12, Clemson 8

April 11, 2009 (Game 1) • Doug Kingsmore Stadium • Clemson, SC

In game-one on April 11, which was the first game of a doubleheader, #5 Miami (FL) hit three home runs in the first three innings and defeated #20 Clemson 12-8 at Doug Kingsmore Stadium.

Miami 12 (25-8, 11-5 ACC)										Clemson 8 (21-12, 9-7 ACC)									
Player	AB	R	H	RBI	BB	SO	PO	A		Player	AB	R	H	RBI	BB	SO	PO	A	
Melendres, CF	4	0	3	1	2	0	3	0		Freeman, 2B	5	0	0	0	0	1	3	3	
Lawson, 2B	5	0	1	1	0	1	1	5		Johnson, CF	5	1	1	0	0	0	0	0	
Hagerty, 1B	4	1	1	1	1	0	10	0		Schaus, LF	5	2	4	0	0	0	0	0	
Grandal, C	4	3	2	1	1	0	5	0		Paulsen, 1B	4	1	2	2	0	0	11	3	
Herrmann, LF	3	3	2	0	1	1	6	0		Epps, PH	1	1	1	0	0	0	0	0	
Martinez, 3B	5	1	0	0	0	1	0	3		Mounce, DH	1	0	0	0	0	1	0	0	
Blackman, DH	4	2	2	2	1	1	0	0		Parker, PH/DH	4	1	2	3	0	1	0	0	
DiNatale, RF	5	2	2	4	0	1	0	0		Miller, SS	5	0	2	0	0	2	2	4	
Jackson, SS	2	0	0	1	1	0	2	4		Boyd, RF	5	1	2	0	0	0	4	0	
										Nester, C	3	1	1	1	0	0	2	1	
										Pohl, C	1	0	0	0	0	0	3	0	
										Stolz, 3B	3	0	1	0	0	0	0	2	
										Sanders, 3B	1	0	1	1	0	0	0	1	
Totals	36	12	13	11	7	5	27	12		Totals	43	8	17	7	0	5	27	15	

Score By Innings										R	H	E
Miami	0	4	1	1	4	2	0	0	0	12	13	1
Clemson	1	0	3	1	0	0	1	2		8	17	3

E - Jackson (6), Johnson (2), Gullickson (1), McKinney (4). **DP** - Miami 2, Clemson 2. **LOB** - Miami 7, Clemson 8. **2B** - Melendres (4), Grandal (6), Blackman (3), Boyd (4). **3B** - Paulsen (3). **HR** - Hagerty (7), Grandal (10), DiNatale (4), Parker (6), Nester (3). **HBP** - Herrmann. **SH** - Jackson (5). **SF** - Jackson (5). **SB** - Melendres (5), Schaus (2) (5), Paulsen (3). **CS** - Melendres (3).

Miami										Clemson									
Player	IP	H	R	ER	BB	SO	AB	BF		Player	IP	H	R	ER	BB	SO	AB	BF	
Hernandez (L)	7.0	12	5	5	0	4	31	31		Harman (L)	2.0	6	4	4	0	2	11	11	
Miller (R)	2.0	5	3	2	0	1	12	12		Vaughn (R)	1.1	4	2	2	1	0	7	9	
										Gullickson (L)	0.2	0	3	1	1	0	2	4	
										McKinney (R)	2.0	3	3	3	2	0	8	11	
										Deese (R)	1.0	0	0	0	3	0	2	5	
										Frederick (R)	2.0	0	0	0	0	3	6	6	
Totals	9.0	17	8	7	0	5	43	43		Totals	9.0	13	12	9	7	5	36	46	

Win - Hernandez (4-2). **Loss** - Harman (3-3).
Umpires: HP - Frank Sylvester, 1B - Jeff Head, 3B - Randy Harvey
Start - 3:34 PM. **Finish** - 6:32 PM. **Time** - 2:58.

Game 35 • Clemson 9, Miami (FL) 6

April 12, 2009 • Doug Kingsmore Stadium • Clemson, SC

In game-three on April 12, **Matt Sanders** went 3-for-4 with a home run and four RBIs to lead #20 Clemson to a 9-6 victory over #5 Miami (FL) at Doug Kingsmore Stadium. **Sanders** hit a three-run home run in the second inning to give the Tigers the lead for good. **Sanders** was one of four Tigers to score two runs apiece. The Tigers held a 9-4 lead before the Hurricanes chipped away with two runs in the seventh inning, but Clemson turned a crucial double play later in the frame. The Hurricanes also loaded the bases in the ninth inning before Clemson pulled out the three-run victory to take the series. **Wilson Boyd** added three hits, **Jeff Schaus** went 2-for-5 with two runs, and **Kyle Parker** totaled two RBIs in the game. **Graham Stoneburner** earned the win in relief, while **Tomas Cruz** pitched 2.0 scoreless innings to record the save. **Cruz** struck out two batters and issued just one walk.

Miami 6 (25-10, 11-7 ACC)										Clemson 9 (23-12, 11-7 ACC)									
Player	AB	R	H	RBI	BB	SO	PO	A		Player	AB	R	H	RBI	BB	SO	PO	A	
Melendres, CF	4	1	0	0	1	2	5	0		Freeman, 2B	3	0	1	0	1	0	1	3	
Lawson, 2B	5	0	1	0	0	1	0	1		Johnson, CF	3	1	0	0	1	3	3	0	
Hagerty, 1B	3	2	1	1	1	0	9	1		Schaus, LF	5	2	2	1	0	1	1	0	
Herrmann, LF	4	3	3	0	1	0	2	0		Paulsen, 1B	5	0	0	0	0	2	10	0	
Grandal, C	2	0	1	2	3	0	6	1		Parker, DH	3	0	1	2	1	0	0	0	
Martinez, 3B	4	0	2	3	0	0	1	2		Miller, SS	3	2	1	0	1	0	1	0	
Blackman, DH	5	0	1	0	0	1	0	0		Boyd, RF	4	2	3	1	0	0	2	0	
DiNatale, RF	3	0	1	0	1	1	1	0		Nester, C	4	0	0	0	0	0	7	0	
Powers, SS	4	0	0	0	0	2	0	1		Sanders, 3B	4	2	3	4	0	0	1	4	
Totals	34	6	10	6	7	7	24	7		Totals	34	9	11	8	4	6	27	8	

Score By Innings										R	H	E
Miami	2	0	0	1	1	0	2	0	0	6	10	0
Clemson	0	3	3	2	1	0	0	0		9	11	1

E - Freeman (5). **DP** - Clemson 2. **LOB** - Miami 10, Clemson 7. **2B** - Herrmann (6), Grandal (7), Boyd (5). **3B** - Schaus (1). **HR** - Sanders (3). **HBP** - Johnson. **SH** - Freeman (2). **SF** - Hagerty (2), Martinez (3). **SB** - Freeman (9), Miller (8).

Miami										Clemson									
Player	IP	H	R	ER	BB	SO	AB	BF		Player	IP	H	R	ER	BB	SO	AB	BF	
Nazario (L)	2.2	6	6	6	2	2	14	16		Sarratt (R)	3.2	4	3	3	1	2	14	16	
Miranda (L)	1.2	5	3	3	0	0	9	11		Stoneburner (R)	1.1	3	1	1	2	1	5	8	
Robinson (L)	1.2	0	0	0	2	2	5	7		R. Hinson (L)	1.1	0	2	1	3	2	5	8	
Guerra (R)	1.0	0	0	0	0	0	3	3		Mounce (R)	0.2	1	0	0	0	0	2	2	
Bellamy (R)	1.0	0	0	0	0	2	3	3		Cruz (R)	2.0	2	0	0	1	2	8	9	
Totals	8.0	11	9	9	4	6	34	40		Totals	9.0	10	6	5	7	7	34	43	

Win - Stoneburner (4-3). **Loss** - Nazario (4-1). **Save** - Cruz (3).
Umpires: HP - Randy Harvey, 1B - Frank Sylvester, 3B - Jeff Head
Start - 12:06 PM. **Finish** - 3:33 PM. **Time** - 3:27. **Attendance** - 4,696

Game 34 • Clemson 9, Miami (FL) 1

April 11, 2009 (Game 2) • Doug Kingsmore Stadium • Clemson, SC

In game-two on April 11, which was the second game of a doubleheader, **Chris Dwyer** pitched a complete game two-hitter to lead #20 Clemson to a 9-1 victory over #5 Miami (FL) at Doug Kingsmore Stadium. **Dwyer** pitched 9.0 innings, allowing only two hits, one run, and four walks with 10 strikeouts to earn the victory. He allowed only two runners to advance past first base and one runner to advance past second base in the contest. **Ben Paulsen's** two-run triple and **Parker's** two-run home run in the first inning gave the Tigers an early lead that they never gave up. **Paulsen** had a game-high three hits for the Tigers, who totaled 10 hits in the game. **Matt Sanders** also went 2-for-4 with two RBIs. **Clemson** walked six times and struck out just twice in the game played in front of a capacity crowd (6,217).

Miami 1									Clemson 9								
(25-9, 11-6 ACC)									(22-12, 10-7 ACC)								
Player	AB	R	H	RBI	BB	SO	PO	A	Player	AB	R	H	RBI	BB	SO	PO	A
Melendres, CF	4	0	0	0	0	0	3	0	Freeman, 2B	4	1	0	1	1	1	3	1
Lawson, 2B	3	0	0	0	1	0	1	4	Johnson, CF	3	1	0	0	1	0	2	0
Hagerty, 1B/RF	4	1	1	1	0	2	4	1	Schaus, LF	4	0	1	0	0	0	0	0
Grandal, C	3	0	0	0	1	2	4	0	Paulsen, 1B	4	1	3	2	0	0	6	0
Herrmann, LF	1	0	0	0	1	1	0	0	Parker, DH	3	2	1	2	1	0	0	0
Weislow, PH/LF	2	0	0	0	0	1	2	0	Miller, SS	3	1	1	0	1	1	3	1
Martinez, 3B	3	0	0	0	0	1	1	1	Boyd, RF	4	2	1	0	0	0	1	0
Blackman, DH	3	0	0	0	0	0	0	0	Nester, C	2	1	1	2	2	0	10	0
DiNatale, RF	2	0	0	0	0	2	1	0	Sanders, 3B	4	0	2	2	0	0	1	3
Ramjit, 1B	1	0	0	0	0	1	2	1									
Jackson, SS	2	0	1	0	1	0	4	5									
Totals	28	1	2	1	4	10	24	13	Totals	31	9	10	9	6	2	27	6

Score By Innings										R	H	E
Miami	0	0	0	0	0	1	0	0	0	1	2	1
Clemson	4	0	0	2	0	0	0	3		9	10	0

E - Martinez (16). **DP** - Miami 2. **LOB** - Miami 4, Clemson 4. **2B** - Paulsen (12), Nester (3). **3B** - Paulsen (4). **HR** - Hagerty (8), Parker (7). **SB** - Jackson (6). **CS** - Freeman (2), Schaus (3).

Miami										Clemson									
Player	IP	H	R	ER	BB	SO	AB	BF		Player	IP	H	R	ER	BB	SO	AB	BF	
Gutierrez (R)	3.1	5	6	6	5	0	13	18		Dwyer (L)	9.0	2	1	1	4	10	28	32	
Robinson (L)	2.0	2	0	0	0	1	7	7											
Youst (R)	2.1	3	3	3	1	1	10	11											
Rudman (R)	0.1	0	0	0	0	0	1	1											
Totals	8.0	10	9	9	6	2	31	37		Totals	9.0	2	1	1	4	10	28	32	

Win - Dwyer (4-2). **Loss** - Gutierrez (2-4).
Umpires: HP - Jeff Head, 1B - Randy Harvey, 3B - Frank Sylvester
Start - 7:21 PM. **Finish** - 10:04 PM. **Time** - 2:43. **Attendance** - 6,217

Game 36 • Clemson 11, Western Carolina 1

Game 37 • Clemson 13, Western Carolina 2

April 15, 2009 • Doug Kingsmore Stadium • Clemson, SC

The #18 Clemson Tigers defeated Western Carolina 13-2 at Doug Kingsmore Stadium on April 15 behind 15 hits.

Western Carolina 2 (20-14)										Clemson 13 (25-12)									
Player	AB	R	H	RBI	BB	SO	PO	A		Player	AB	R	H	RBI	BB	SO	PO	A	
Liles, 3B/CF	3	0	1	0	1	0	2	2		Freeman, 2B	5	2	2	0	1	1	2	2	
Collias, LF	4	0	0	0	0	1	3	0		Johnson, CF	4	2	2	1	0	1	4	0	
Heffley, 2B	4	1	1	0	0	1	1	3		Lamb, PH/CF	2	0	1	0	0	0	1	0	
Greer, SS	4	0	0	0	0	3	2	1		Schaus, LF	3	1	0	0	1	0	0	0	
Lyons, RF	3	1	2	0	0	1	1	0		Epps, LF	1	0	0	0	1	1	2	0	
Rollison, PH	1	0	0	0	0	0	0	0		Paulsen, 1B	4	3	1	2	2	1	5	0	
Notaro, C	2	0	1	0	0	1	4	0		R. Hinson, 1B	0	0	0	0	0	0	0	0	
Haddad, C	2	0	1	0	0	1	3	0		Parker, RF	5	3	4	4	1	0	2	0	
Hatley, DH	3	0	1	2	0	0	0	0		Miller, SS	1	2	0	1	2	0	0	1	
Kirkpatrick, 1B/3B	3	0	0	0	0	1	5	0		Sanders, PH/3B	1	0	0	0	0	1	0	0	
de Graaf, CF	2	0	0	0	0	0	1	0		Boyd, DH	3	0	2	3	0	0	0	0	
Johns, 1B	1	0	0	0	0	0	2	0		Ward, PH/DH	1	0	0	0	0	0	0	0	
										Stolz, 3B/SS	4	0	3	2	0	1	1	2	
										Pohl, C	4	0	0	0	1	1	10	0	
Totals	32	2	7	2	1	9	24	6		Totals	38	13	15	13	9	7	27	7	

Score By Innings										R	H	E
Western Carolina										2	7	1
Clemson										13	15	0

E - Collias (2). **DP** - Western Carolina 1, Clemson 1. **LOB** - Western Carolina 4, Clemson 13. **2B** - Johnson (4), Lamb (3), Boyd (6), Stolz (3). **HR** - Paulsen (8), Parker (8). **HBP** - Miller, Boyd, Stolz. **SB** - Liles (17), Lyons (16), Freeman (10).

Western Carolina									Clemson								
	IP	H	R	ER	BB	SO	AB	BF		IP	H	R	ER	BB	SO	AB	BF
Stewart (R)	0.0	2	6	6	4	0	2	6	Haselden (R)	4.0	5	2	2	0	3	16	16
Blackwell (R)	3.2	7	3	3	2	3	17	20	Frederick (R)	2.0	1	0	0	0	3	7	7
Benedict (R)	0.2	3	4	4	1	0	5	8	Mounce (R)	1.0	1	0	0	0	0	4	4
Tavernier (R)	0.2	1	0	0	0	1	3	3	McKinney (R)	1.0	0	0	0	1	1	2	3
Brownlow (R)	0.1	1	0	0	2	0	2	4	Cruz (R)	1.0	0	0	0	0	2	3	3
Johnson (R)	1.2	1	0	0	0	2	6	6									
Ottone (R)	1.0	0	0	0	0	1	3	3									
Totals	8.0	15	13	13	9	7	38	50	Totals	9.0	7	2	2	1	9	32	33

Win - Frederick (1-0). **Loss** - Stewart (3-1).

Umpires: HP - Steve Manders, 1B - Danny Everett, 3B - Tony Thompson

Start - 6:37 PM. **Finish** - 9:23 PM. **Time** - 2:46. **Attendance** - 4,721

Game 39 • Virginia Tech 7, Clemson 3

April 18, 2009 • English Field • Blacksburg, VA

In game-two on April 18, **Justin Wright** pitched 8.0 solid innings to lead Virginia Tech to a 7-3 victory over #18 Clemson at English Field. **Wright** allowed just six hits, two runs (one earned), and two walks with five strikeouts to earn the victory. He also retired the first 12 batters of the game. The Hokies scored two runs in the first inning and three runs in the third inning. The Tigers scored two runs in the ninth inning and had the potential tying run on deck, but they fell just short. **Anthony Sosnoskie** and **Steve Domecus** each had three hits apiece to pace the Hokies, who outhit Clemson 13-8 in the contest. **John Nester** went 2-for-3 with a homer and two RBIs as well.

Clemson 3									Virginia Tech 7								
(25-14, 11-9 ACC)									(24-12, 9-10 ACC)								
Player	AB	R	H	RBI	BB	SO	PO	A	Player	AB	R	H	RBI	BB	SO	PO	A
Freeman, 2B	5	0	1	0	0	2	6		Reed, LF	3	1	1	0	2	0	2	
Johnson, CF	2	0	0	0	1	0	1	0	Bumbry, CF	3	3	1	2	1	1	4	0
Mounce, PH	1	0	0	0	0	0	0	0	A. Sosnoskie, C	4	1	3	1	1	0	6	0
Lamb, CF	0	0	0	0	0	0	0	0	Domecus, DH	4	0	3	2	0	0	0	0
Schaus, LF	4	0	1	0	0	0	1	0	Wates, 1B	5	0	2	2	0	0	6	2
Paulsen, 1B	4	0	2	0	0	1	8	0	Kaminski, RF	3	0	0	0	1	1	0	0
Parker, DH	4	0	0	0	0	3	0	0	Seaborn, 2B	3	0	1	0	1	1	2	1
Boyd, RF	4	1	0	0	0	0	2	0	Shaban, SS	4	0	0	0	0	2	2	2
Miller, SS	4	1	0	0	0	1	3	3	Hohman, 3B	2	2	2	0	2	0	4	2
Nester, C	3	1	2	2	1	1	7	2									
Stolz, 3B	3	0	1	0	0	0	0	0									
Epps, PH	1	0	1	1	0	0	0	0									
Totals	35	3	8	3	2	6	24	13	Totals	31	7	13	7	8	5	27	9

Score By Innings										R	H	E
Clemson										3	8	1
Virginia Tech										7	13	1

E - Paulsen (5), Seaborn (11). **DP** - Clemson 4, Virginia Tech 1. **LOB** - Clemson 7, Virginia Tech 10. **2B** - Freeman (7), Epps (2), Reed (10), Domecus (10), Hohman 2 (12). **HR** - Nester (4), Bumbry (9). **HBP** - Bumbry. **SF** - Domecus (5).

Clemson										Virginia Tech									
Player	IP	H	R	ER	BB	SO	AB	BF		Player	IP	H	R	ER	BB	SO	AB	BF	
Sarratt (R)	2.0	6	5	5	2	0	10	12		Wright (L)	8.0	6	2	1	2	5	29	31	
R. Hinson (L)	2.0	2	1	1	1	3	7	9		Rowen (R)	1.0	2	1	0	0	1	6	6	
Frederick (R)	3.0	4	0	0	3	1	10	14											
Deese (R)	1.0	1	1	1	2	1	4	6											
Totals	8.0	13	7	7	8	5	31	41		Totals	9.0	8	3	1	2	6	35	37	

Win - Wright (4-1). **Loss** - Sarratt (3-2).

Umpires: HP - Scott Graham, 1B - Phelps Prescott, 3B - Harry Greer

Start - 5:34 PM. **Finish** - 8:22 PM. **Time** - 2:48. **Attendance** - 2,672

Game 38 • Virginia Tech 5, Clemson 2

April 17, 2009 • English Field • Blacksburg, VA

In game-one on April 17, **Rhett Ballard** pitched 7.0 strong innings to lead Virginia Tech to a 5-2 victory over #18 Clemson at English Field. The Hokies' win snapped Clemson's 11-game winning streak in the series. **Ballard** earned the win by allowing just five hits, two runs, and four walks with seven strikeouts. **Sean McDermott** pitched 2.0 scoreless innings of one-hit ball with two strikeouts to record the save. The Hokies took a 3-1 lead with two runs in the sixth inning and never trailed again. Virginia Tech outhit the Tigers 12-6. **Mike Kaminski** went 2-for-4 with a game-high two RBIs to lead the Hokies. **Jeff Schaus** had a team-high two hits, while **Wilson Boyd** hit a solo home run. Clemson committed three errors, while the Hokies did not commit an error in the game.

Clemson 2 (25-13, 11-8 ACC)										Virginia Tech 5 (23-12, 8-10 ACC)									
Player	AB	R	H	RBI	BB	SO	PO	A		Player	AB	R	H	RBI	BB	SO	PO	A	
Freeman, 2B	4	1	1	0	0	2	2	2		Reed, LF	5	0	2	0	0	0	2	0	
Johnson, CF	2	0	1	1	1	0	3	0		Bumbry, CF	3	0	0	0	0	2	1	0	
Schaus, LF	4	0	2	0	0	1	0	0		Wates, 1B	3	1	1	1	1	1	7	0	
Paulsen, 1B	3	0	1	0	1	0	6	0		A. Sosnoskie, C	4	0	1	0	0	2	9	1	
Parker, DH	4	0	0	0	0	1	0	0		Domecus, DH	4	2	2	1	0	0	0	0	
Miller, SS	3	0	0	0	1	1	2	0		Kaminski, RF	4	0	2	2	0	2	2	0	
Boyd, RF	4	1	1	1	0	1	2	0		Seaborn, 2B	3	1	1	0	1	1	5	3	
Nester, C	4	0	0	0	0	2	9	2		Shaban, SS	4	1	2	0	0	2	1	3	
Sanders, 3B	2	0	0	0	0	1	0	1		Hohman, 3B	3	0	1	0	1	0	0	1	
Epps, PH	0	0	0	0	1	0	0	0											
Stolz, 3B	0	0	0	0	0	0	0	0											
Totals	30	2	6	2	4	9	24	9		Totals	33	5	12	4	3	10	27	8	

Score By Innings										R	H	E
Clemson										2	6	3
Virginia Tech										5	12	0

E - Johnson (3), Nester (2), Dwyer (1). **DP** - Virginia Tech 2. **LOB** - Clemson 6, Virginia Tech 8. **2B** - Schaus (9), A. Sosnoskie (11), Shaban (13). **3B** - Freeman (4), Kaminski (2). **HR** - Boyd (2). **SH** - Bumbry (2). **SF** - Johnson (1). **SB** - Seaborn (3). **CS** - Kaminski (2).

Clemson									Virginia Tech								
	IP	H	R	ER	BB	SO	AB	BF		IP	H	R	ER	BB	SO	AB	BF
Dwyer (L)	5.1	9	3	2	2	8	23	26	Ballard (R)	7.0	5	2	2	4	7	23	28
McKinney (R)	1.2	3	2	2	1	1	7	8	McDermott (L)	2.0	1	0	0	0	2	7	7
Harman (L)	1.0	0	0	0	0	1	3	3									
Totals	8.0	12	5	4	3	10	33	37	Totals	9.0	6	2	2	4	9	30	35

Game 41 • Clemson 5, Coastal Carolina 3

April 21, 2009 • Doug Kingsmore Stadium • Clemson, SC

Jeff Schaus' walkoff grand slam with two outs in the ninth inning lifted #20 Clemson to a 5-3 win over #19 Coastal Carolina at Doug Kingsmore Stadium on April 21. **Schaus** blasted the first pitch he saw deep over the fence in right field to send Clemson to its second walkoff win on a grand slam in school history. The Chanticleers had taken a 3-1 lead in the eighth inning on **Tyler Bortnick's** two-run homer after the first two batters of the frame were retired. **Ben Paulsen** had a game-high three hits, including a double, while each team totaled seven hits in the game. **Clinton McKinney** earned the win in relief by pitching a hitless and scoreless ninth inning with three strikeouts, while starter **Graham Stoneburner** allowed just five hits and one unearned run in 6.0 innings pitched.

Coastal Carolina 3 (30-10)										Clemson 5 (27-14)									
Player	AB	R	H	RBI	BB	SO	PO	A		Player	AB	R	H	RBI	BB	SO	PO	A	
Noel, CF	4	0	1	0	0	3	2	0		Schaus, DH	5	2	1	4	0	0	0	0	
Rice, DH	4	2	2	0	0	1	0	0		Freeman, 2B	4	0	1	0	0	0	3	1	
Bortnick, 3B	3	1	2	2	1	2	1	0		Paulsen, 1B	4	0	3	1	0	0	5	0	
Anderson, 1B	3	0	0	0	1	2	11	1		Parker, RF	4	0	0	0	0	0	1	0	
Bowman, RF	4	0	0	0	0	1	1	0		Boyd, LF	4	0	0	0	0	0	0	0	
Gilmore, LF	4	0	1	0	0	2	2	0		Miller, SS	3	1	1	0	1	1	1	1	
Iglesias, C	3	0	1	0	1	0	4	1		Sanders, 3B	4	0	1	0	0	2	1	3	
Motter, SS	3	0	0	0	0	1	1	2		Stolz, PR	0	1	0	0	0	0	0	0	
Davis, 2B	3	0	0	0	0	0	2	1		Pohl, C	1	0	0	0	2	0	13	1	
										Epps, PH	0	1	0	0	1	0	0	0	
										Johnson, CF	4	0	0	0	0	1	3	1	
Totals	31	3	7	2	3	11	26	7		Totals	33	5	7	5	4	4	27	8	

Score By Innings										R	H	E
Coastal Carolina	0	0	0	0	1	0	2	0		3	7	3
Clemson	0	0	1	0	0	0	0	4		5	7	1

E - Bortnick (10), Anderson (3), Motter (10), Boyd (1). **DP** - Coastal Carolina 1. **LOB** - Coastal Carolina 5, Clemson 6. **2B** - Paulsen (14). **3B** - Gilmore (5). **HR** - Bortnick (9), Schaus (7). **SH** - Motter (6). **SB** - Schaus (6). **CS** - Bortnick (3), Paulsen (1).

Coastal Carolina										Clemson									
Player	IP	H	R	ER	BB	SO	AB	BF		Player	IP	H	R	ER	BB	SO	AB	BF	
Hessler (L)	5.1	3	1	0	1	2	21	22		Stoneburner (R)	6.0	5	1	0	2	5	20	23	
Rein (L)	2.2	2	0	0	1	1	8	9		R. Hinson (L)	2.0	2	2	2	0	3	8	8	
McCully (R)	0.2	2	4	4	2	1	4	6		McKinney (R)	1.0	0	0	0	1	3	3	4	
Totals	8.2	7	5	4	4	4	33	37		Totals	9.0	7	3	2	3	11	31	35	

Win - McKinney (3-0). **Loss** - McCully (3-1).
Umpires: HP - David Savage, 1B - Mike Mazzarisi, 3B - David Grooms
Start - 6:36 PM. **Finish** - 9:10 PM. **Time** - 2:34. **Attendance** - 3,860

Game 42 • Clemson 12, South Carolina 2

April 22, 2009 • Carolina Stadium • Columbia, SC

The #20 Clemson Tigers defeated South Carolina 12-2 at Carolina Stadium on April 22 behind 11 hits, including two hits apiece by **Ben Paulsen** and **Kyle Parker**.

Clemson 12									South Carolina 2								
(28-14)									(27-15)								
Player	AB	R	H	RBI	BB	SO	PO	A	Player	AB	R	H	RBI	BB	SO	PO	A
Schaus, LF	4	2	1	1	0	1	0	0	Merrifield, 2B/CF	4	1	2	0	0	0	0	2
Epps, RF	0	0	0	0	0	0	0	0	Mack, LF	4	0	2	2	0	0	0	1
Freeman, 2B	5	0	0	1	0	1	2	3	Bradley, CF/RF	3	0	0	0	1	0	4	0
Paulsen, 1B	4	3	2	2	1	1	8	1	Ebert, 1B	4	0	0	0	0	3	7	1
Parker, DH	4	3	2	3	1	1	0	0	Crisp, 3B	4	0	0	0	0	1	1	1
Boyd, RF/LF	3	2	1	2	2	0	1	0	Dalles, C	2	0	0	0	1	2	13	0
Sanders, 3B	5	0	1	0	0	2	1	2	Enders, PH	1	0	0	0	0	0	0	0
Miller, SS	3	1	1	0	1	1	1	4	Matthews, RF	2	0	1	0	0	1	0	0
Stolz, SS	0	0	0	0	0	0	0	0	Wingo, 2B	1	0	0	0	0	0	1	0
Nester, C	5	1	3	3	0	2	6	2	B.Thomas, DH	2	1	0	0	1	0	0	0
Pohl, C	0	0	0	0	0	0	2	0	Haney, SS	3	0	1	0	0	2	0	1
Johnson, CF	3	0	0	0	0	2	6	0									
Mounce, PH	1	0	0	0	0	1	0	0									
Lamb, CF	0	0	0	0	0	0	0	0									
Totals	37	12	11	12	5	12	27	13	Totals	30	2	6	2	3	9	27	6

Score By Innings										R	H	E
Clemson	0	0	0	0	5	0	3	4		12	11	0
South Carolina	0	0	0	0	0	0	2	0		2	6	1

E - Merrifield (5). **DP** - Clemson 1. **LOB** - Clemson 6, South Carolina 4. **2B** - Mack (6). **3B** - Boyd (1). **HR** - Paulsen (9), Parker (10). **HBP** - Miller. **SH** - Johnson (5). **SF** - Schaus (1). **SB** - Schaus (7), Miller (9). **CS** - Mack (6), Matthews (2).

Clemson										South Carolina									
Player	IP	H	R	ER	BB	SO	AB	BF		Player	IP	H	R	ER	BB	SO	AB	BF	
Weismann (R)	4.0	2	0	0	1	3	12	13		Westmoreland (L)	5.2	2	5	1	2	6	18	22	
Vaughn (R)	3.0	2	0	0	1	3	10	11		Johnson (R)	1.1	2	0	0	0	2	6	6	
Cruz (R)	2.0	2	2	2	1	3	8	9		Farotto (L)	0.1	2	3	3	1	1	3	4	
										Roth (L)	0.2	2	0	0	0	1	4	4	
										Hopper (R)	0.1	2	3	3	1	0	3	4	
										Medlin (L)	0.1	1	1	1	1	1	2	4	
										Casey (L)	0.1	0	0	0	0	1	1	1	
Totals	9.0	6	2	2	3	9	30	33		Totals	9.0	11	12	8	5	12	37	45	

Win - Vaughn (3-1). **Loss** - Westmoreland (3-2).
Umpires: HP - Bryant Woodall, 1B - Mac Stokes, 2B - Tom Baldinelli, 3B - Junior Creech
Start - 7:02 PM. **Finish** - 9:50 PM. **Time** - 2:48. **Attendance** - 8,212

Game 43 • Georgia Tech 5, Clemson 4

April 24, 2009 • Doug Kingsmore Stadium • Clemson, SC

In game-one on April 24, #4 Georgia Tech scored all five of its runs in the third inning and outlasted #20 Clemson 5-4 at Doug Kingsmore Stadium. The Tigers jumped out to a 3-0 lead in the first inning on **Brad Miller's** two-out, three-run double. But the Yellow Jackets scored five runs in the third, capped by **Luke Murton's** two-run homer. The Tigers scored a run in the eighth inning, but they could get no closer. Clemson had just one run-scoring hit in 12 at-bats with runners in scoring position and stranded 11 baserunners, including six in scoring position. The Tigers also walked eight times and had eight hits. **Jeff Schaus** went 3-for-4 with one of the Tigers' four doubles in the contest. The Clemson bullpen also pitched 6.2 scoreless innings in the 'Yellow Jackets' one-run victory.

Georgia Tech 5 (28-9-1, 14-5-1 ACC)										Clemson 4 (28-15, 12-10 ACC)									
Player	AB	R	H	RBI	BB	SO	PO	A		Player	AB	R	H	RBI	BB	SO	PO	A	
Rowland, CF	3	1	1	0	1	1	2	1		Schaus, LF	4	1	3	0	1	0	1	0	
Dietrich, SS	4	1	3	1	0	1	1	1		Freeman, 2B	2	1	1	1	2	0	1	6	
Haniger, C	4	1	0	0	1	1	8	0		Paulsen, 1B	5	0	1	0	0	1	7	0	
Plagman, RF	4	0	0	1	0	1	5	0		Parker, DH	5	0	1	0	0	2	0	0	
Murton, 1B	5	1	3	2	0	2	0	0		Boyd, RF	3	1	0	0	2	1	3	0	
Skole, 3B	5	0	0	0	0	2	2	2		Miller, SS	3	0	1	3	2	2	1	1	
House, LF	3	0	2	0	1	0	6	0		Sanders, 3B	3	0	0	0	1	0	1	0	
Garafalo, 2B	4	0	1	0	0	1	3	0		Nester, C	4	1	1	0	0	1	9	0	
Martin, DH	3	1	1	0	0	0	0	0		Johnson, CF	4	0	0	0	0	1	3	0	
Totals	35	5	11	4	3	9	27	4		Totals	33	4	8	4	8	8	27	8	

Score By Innings										R	H	E
Georgia Tech	0	0	5	0	0	0	0	0		5	11	0
Clemson	3	0	0	0	0	0	1	0		4	8	0

DP - Clemson 1. **LOB** - Georgia Tech 10, Clemson 11. **2B** - Schaus (10), Parker (5), Miller (2), Nester (4). **3B** - Martin (1). **HR** - Murton (12). **HBP** - Rowland, Dietrich. **SH** - Martin (1). **SF** - Plagman (1), Freeman (3). **SB** - Rowland (16), Boyd (2), Sanders (1).

Georgia Tech										Clemson									
Player	IP	H	R	ER	BB	SO	AB	BF		Player	IP	H	R	ER	BB	SO	AB	BF	
McGuire (R)	5.0	4	3	3	7	3	19	26		Dwyer (L)	2.1	4	5	5	2	3	10	14	
Davies (L)	2.1	3	1	1	1	2	9	10		R. Hinson (L)	2.2	3	0	0	0	3	11	11	
Brewster (L)	1.2	1	0	0	0	3	5	6		McKinney (R)	1.0	1	0	0	1	1	3	5	
										Lamb (L)	1.1	3	0	0	0	1	7	8	
										Vaughn (R)	1.2	0	0	0	0	1	4	4	
Totals	9.0	8	4	4	8	8	33	42		Totals	9.0	11	5	5	3	9	35	42	

Win - McGuire (7-0). **Loss** - Dwyer (4-4). **Save** - Brewster (1).
Umpires: HP - Paul Guillie, 1B - Mitch Mele, 3B

2009 Boxscores

Game 45 • Clemson 6, Georgia Tech 3

April 26, 2009 • Doug Kingsmore Stadium • Clemson, SC

In game-three on April 26, four Tiger pitchers limited the Yellow Jackets to three runs in #20 Clemson's 6-3 victory over #4 Georgia Tech at Doug Kingsmore Stadium. The Yellow Jackets scored two runs in the top of the first inning, but Clemson responded with three runs in the bottom of the first inning and never relinquished its lead during the remainder of the contest. **Trey Delk** earned the win in a starting role after missing over a month due to injury, then **Graham Stoneburner**, **Ryan Hinson**, and **Scott Weismann**, who recorded his first career save, closed out the three-run victory. **Wilson Boyd** went 3-for-3 with two RBIs to lead the Tiger offense, while **Mike Freeman** added two hits. The victory was **Jack Leggett's** 300th against an ACC team as Clemson's head coach.

Georgia Tech 3 (28-11-1, 14-7-1 ACC)											Clemson 6 (30-15, 14-10 ACC)										
Player	AB	R	H	RBI	BB	SO	PO	A			Player	AB	R	H	RBI	BB	SO	PO	A		
Rowland, CF	5	0	0	0	0	2	2	0			Epps, DH	3	1	1	0	1	1	0	0		
Dietrich, SS	4	1	1	0	1	0	2	3			Freeman, 2B	3	1	2	0	1	0	1	1		
Haniger, C	4	1	2	0	0	0	6	2			Schaus, LF	4	1	1	0	0	0	1	0		
Plagman, 1B	4	0	2	2	0	1	7	2			Paulsen, 1B	3	1	1	1	0	7	2			
Murton, RF	4	0	1	0	0	1	1	0			Parker, RF	4	1	1	1	0	1	3	0		
Skole, 3B	3	0	0	0	0	3	0	0			Johnson, CF	0	0	0	0	0	0	1	0		
Martin, 3B	0	0	0	0	1	0	0	2			Boyd, CF/RF	3	1	3	2	1	0	3	0		
House, LF	4	0	1	0	0	1	2	0			Miller, SS	1	0	0	0	2	1	0	3		
Burnette, DH	4	0	1	0	0	1	0	0			Nester, C	4	0	0	0	0	2	9	0		
Garofalo, 2B	4	1	1	0	0	0	2	3			Stolz, 3B	4	0	0	0	0	1	0	1		
Totals	36	3	9	2	2	9	24	14			Totals	29	6	9	4	6	6	27	7		

Score By Innings											R	H	E
Georgia Tech	2	0	0	0	1	0	0	0	0	0	3	9	3
Clemson	3	0	2	0	1	0	0	0	0	0	6	9	2

E - Haniger (5), Martin (2), Cumpton (3), Miller 2 (12). **DP** - Georgia Tech 1, Clemson 1. **LOB** - Georgia Tech 8, Clemson 6. **2B** - Plagman (13), Murton (12). **SH** - Miller (4). **SB** - House (1), Parker (4), Boyd (3). **CS** - Epps (1), Freeman (4).

Georgia Tech											Clemson										
Cumpton (R)	IP	H	R	ER	BB	SO	AB	BF			Delk (R)	IP	H	R	ER	BB	SO	AB	BF		
Davies (L)	1.1	1	1	1	2	0	4	6			Stoneburner (R)	3.0	5	1	1	0	4	13	14		
Nichols (R)	0.1	0	0	0	0	1	2	2			R. Hinson (L)	1.0	0	0	0	0	0	3	3		
Brewster (L)	2.1	1	0	0	0	1	6	7			Weismann (R)	2.0	1	0	0	1	1	7	8		
Pope (R)	0.2	0	0	0	0	0	2	2													
Totals	8.0	9	6	5	6	6	29	36			Totals	9.0	9	3	2	2	9	36	38		

Win - Delk (2-1). **Loss** - Cumpton (2-1). **Save** - Weismann (1).
Umpires: HP - A.J. Lostaglio, 1B - Paul Guillie, 3B - Mitch Mele
Start - 1:03 PM. **Finish** - 3:55 PM. **Time** - 2:52. **Attendance** - 5,164

Game 47 • Clemson 7, Maryland 4

May 3, 2009 (Game 1) • Doug Kingsmore Stadium • Clemson, SC

In game-two on May 3, which was the first game of a doubleheader, #17 Clemson scored three runs in the sixth inning and defeated Maryland 7-4 at Doug Kingsmore Stadium. **Jeff Schaus** gave Clemson an early lead with a two-run home run in the first inning. The Terrapins grabbed a 3-2 lead with two runs in the top of the sixth inning, but **Ben Paulsen** led off the bottom of the sixth inning with a home run to tie the score 3-3. The Tigers later scored two more runs in the sixth inning to take the lead for good. The Tigers outhit the Terrapins 9-7 and totaled four extra-base hits in the contest. **John Nester** and **Jason Stolz**, the #8 and #9 batters in the lineup, both went 2-for-4 with an RBI at the plate. Reliever **Scott Weismann** earned his first career victory in relief of starter **Casey Harman** by allowing no hits and one run in 2.2 innings pitched, while **Matt Vaughn** recorded the save with a scoreless ninth inning along with one strikeout on the mound. The Tigers did not commit an error in the game as well.

Maryland 4 (22-26, 6-20 ACC)											Clemson 7 (32-15, 16-10 ACC)										
Player	AB	R	H	RBI	BB	SO	PO	A			Player	AB	R	H	RBI	BB	SO	PO	A		
Pupa, DH	4	0	2	1	0	0	0	0			Epps, DH	3	1	1	2	1	0	0	0		
Casario, RF	5	0	0	0	0	3	1	0			Freeman, 2B	4	0	1	0	1	2	4	2		
Murphy, 3B	4	1	2	1	0	0	0	1			Schaus, LF	5	1	1	2	0	0	2	0		
Poutier, 2B	3	1	0	0	1	2	1	6			Paulsen, 1B	4	1	1	1	0	0	5	2		
Greenberg, 1B	3	1	1	0	1	0	11	0			Parker, RF	3	0	0	0	1	2	3	0		
Bennett, C	4	0	1	1	0	0	7	0			Boyd, CF	4	2	1	0	0	0	3	0		
Benick, CF	3	1	1	0	1	1	3	0			Miller, SS	2	1	0	0	2	0	0	1		
Spessard, LF	2	0	0	0	1	0	1	0			Nester, C	4	1	2	1	0	2	6	0		
Rodriguez, SS	3	0	0	0	0	0	0	4			Stolz, 3B	4	0	2	1	0	1	1	3		
Totals	31	4	7	4	4	6	24	11			Totals	33	7	9	7	5	7	27	9		

Score By Innings											R	H	E
Maryland	0	0	0	1	2	0	1	0	0	0	4	7	1
Clemson	2	0	0	0	3	0	2	0	0	0	7	9	0

E - Murphy (14). **DP** - Clemson 1. **LOB** - Maryland 7, Clemson 8. **2B** - Boyd (7), Stolz (5). **HR** - Murphy (11), Schaus (9), Paulsen (10). **HBP** - Spessard. **SH** - Rodriguez (4). **SF** - Pupa (4), Epps (2). **SB** - Epps (5), Miller (11).

Maryland											Clemson										
Harman (L)	IP	H	R	ER	BB	SO	AB	BF			Harman (L)	IP	H	R	ER	BB	SO	AB	BF		
Kolarek (L)	1.1	2	2	2	1	2	6	7			Weismann (R)	2.2	0	1	1	2	2	8	10		
Gentzler (R)	0.1	1	0	0	0	1	2	2			Vaughn (R)	1.0	1	0	0	1	1	3	4		
Schwalenber (R)	0.2	0	0	0	1	0	1	3													
Totals	8.0	9	7	7	5	7	33	39			Totals	9.0	7	4	4	4	6	31	38		

Win - Weismann (1-0). **Loss** - Harman (3-5). **Save** - Vaughn (3).
Umpires: HP - Mac Stokes, 1B - Junior Creech, 3B - Dennis McComb
Start - 1:03 PM. **Finish** - 3:37 PM. **Time** - 2:34.

Game 46 • Clemson 11, Maryland 2

May 2, 2009 • Doug Kingsmore Stadium • Clemson, SC

In game-one on May 2, #17 Clemson totaled 15 hits, including eight extra-base hits, on its way to an 11-2 victory over Maryland at Doug Kingsmore Stadium. The Tigers broke the game open with four runs in the fifth inning. **Brad Miller** had a game-high three hits, while **Chris Epps** added two hits and two RBIs.

Maryland 2 (22-25, 6-19 ACC)											Clemson 11 (31-15, 15-10 ACC)										
Player	AB	R	H	RBI	BB	SO	PO	A			Player	AB	R	H	RBI	BB	SO	PO	A		
Pupa, DH	3	1	0	0	2	0	0	0			Epps, DH	4	1	2	2	0	1	0	0		
Poutier, 2B/LF	3	0	1	0	2	1	1	2			Mounce, PH/1B	1	1	1	1	0	0	1	0		
Casario, RF	4	0	0	0	1	2	1	0			Freeman, 2B	4	2	2	1	1	0	2	4		
Murphy, 3B	3	0	0	0	2	0	2	0			Schaus, LF	3	1	0	0	1	0	3	0		
Greenberg, 1B	5	0	1	0	0	0	9	0			Lamb, LF	1	0	0	0	0	0	1	0		
Bennett, C	3	1	0	0	0	1	6	0			Paulsen, 1B	4	0	1	1	0	1	5	1		
Spessard, LF	4	0	1	1	0	2	0	0			Ward, PH	0	1	0	0	1	0	0	0		
Murakami, 2B	0	0	0	0	0	0	0	0			Deese, P	0	0	0	0	0	0	0	1		
Benick, CF	3	0	1	0	0	0	2	0			Parker, RF	5	1	1	1	0	2	2	0		
Rozak, CF	1	0	0	0	0	1	1	0			Boyd, CF	3	1	2	1	0	1	0	0		
Rodriguez, SS	3	0	1	0	0	0	1	3			Johnson, CF	2	0	0	0	0	1	0	0		
											Miller, SS	4	1	3	1	1	0	5	2		
											Nester, C	3	1	2	0	0	0	6	0		
											Pohl, PH/C	1	0	0	0	1	0	1	0		
											Stolz, 3B	3	1	1	1	0	0	1	0		
Totals	32	2	5	1	7	7	24	6			Totals	38	11	15	9	5	6	27	9		

Score By Innings											R	H	E
Maryland	0	0	0	0	0	0	1	1	2	5	2		
Clemson	0	1	0	0	4	2	0	4	11	15	2		

E - Poutier (7), Benick (4), Johnson (4), Pohl (5). **DP** - Maryland 1. **LOB** - Maryland 12, Clemson 9. **2B** - Spessard (6), Freeman (9), Paulsen (15), Parker (6), Miller (3), Stolz (4). **3B** - Epps (2). **HR** - Mounce (1), Boyd (3). **HBP** - Bennett. **SH** - Rodriguez (3), Stolz (6). **SB** - Casario (9).

Maryland									Clemson								
	IP	H	R	ER	BB	SO	AB	BF		IP	H	R	ER	BB	SO	AB	BF
Swinson (R)	5.1	10	7	5	2	4	25	28	Delk (R)	4.1	3	0	0	2	2	15	18
Potter (L)	2.2	5	4	4	3	2	13	16	R. Hinson (L)	2.2	1	0	0	2	4	9	12
									Frederick (R)	1.0	1	1	0	0	1	5	5
									Deese (R)	1.0	0	1	0	3	0	3	6
Totals	8.0	15	11	9	5	6	38	44	Totals	9.0	5	2	0	7	7	32	41

Game 49 • Clemson 13, North Carolina-Wilmington 2

May 8, 2009 • Doug Kingsmore Stadium • Clemson, SC

North Carolina-Wilmington 2 (25-18)										Clemson 13 (33-16)									
Player	AB	R	H	RBI	BB	SO	PO	A		Player	AB	R	H	RBI	BB	SO	PO	A	
Thielsen, 2B	5	0	2	0	0	0	0	6		Epps, DH	3	1	3	3	1	0	0	0	
Rooney, SS	4	0	1	0	1	0	2	4		Mounce, PH/DH	2	0	0	0	0	1	0	0	
Stanley, C	4	0	2	0	1	0	3	0		Freeman, 2B	3	0	1	2	1	0	4	6	
Evans, CF	4	0	0	0	0	0	3	0		Schaus, LF	3	1	1	1	1	0	1	0	
Cain, RF	4	0	0	0	0	2	3	0		Paulsen, 1B	3	2	0	0	2	0	11	0	
Monday, 1B	4	1	2	1	0	1	10	0		Parker, RF	2	1	0	0	2	0	2	0	
Shambley, DH	4	1	1	0	0	0	0	0		Lamb, RF	1	0	0	0	0	1	0	0	
Holt, 3B	3	0	1	1	1	0	1	0		Boyd, CF	2	2	0	0	2	0	2	0	
Pope, LF	4	0	0	0	0	1	2	0		Johnson, CF	0	1	0	0	1	0	1	0	
Totals	36	2	9	2	3	4	24	10		Miller, SS	3	1	1	2	1	0	1	3	
										Nester, C	3	2	2	2	0	0	3	0	
										Pohl, PH/C	2	0	0	0	0	1	1	0	
										Ward, C	0	0	0	0	0	0	0	0	
										Stolz, 3B	2	2	2	1	1	0	1	4	
										Sanders, PH/3B	2	0	2	2	0	0	0	1	
										Totals	31	13	12	13	12	3	27	15	

Score By Innings

	R	H	E
North Carolina-Wilmington	0	0	0
Clemson	0	3	0

E - Holt (15), Stolz (4), Sanders (2). **DP** - North Carolina-Wilmington 2, Clemson 2. **LOB** - North Carolina-Wilmington 10, Clemson 9. **2B** - Thielsen (4), Holt (9), Epps 2 (4), Freeman (11), Nester (5). **HR** - Monday (10). **SF** - Freeman (4), Schaus (2), Miller (3). **SB** - Stolz (3).

UNC Wilmington								Clemson									
IP	H	R	ER	BB	SO	AB	BF	IP	H	R	ER	BB	SO	AB	BF		
Frankoff (R)	4.0	7	5	5	4	0	16	21	Delk (R)	5.0	5	1	1	1	2	21	22
Bradley (R)	0.0	0	3	3	0	0	0	3	Weismann (R)	2.0	3	1	1	1	1	8	9
Cropper (R)	0.1	3	2	2	0	0	0	3	Gullickson (L)	1.0	0	0	0	1	1	4	5
Smith (L)	1.2	0	0	0	1	0	4	6	Thrallkill (R)	1.0	1	0	0	0	0	3	3
Booth (R)	0.2	1	0	0	0	1	3	3									
Kipp (L)	0.1	0	2	2	2	0	1	3									
Lane (R)	1.0	1	1	1	2	2	4	6									
Totals	8.0	12	13	13	12	3	31	46	Totals	9.0	9	2	2	3	4	36	39

Win - Delk (3-1). Loss - Frankoff (2-5).

Umpires: HP - Randy Watkins, 1B - Vic Correll, 3B - J.T. Thomas

Start - 6:35 PM. Finish - 10:08 PM. Time - 2:55. Attendance - 4,516

Game 51 • North Carolina-Wilmington 4, Clemson 3

May 10, 2009 • Doug Kingsmore Stadium • Clemson, SC

In game-three on May 10, North Carolina-Wilmington took the lead with a run in the sixth inning and held on for a 4-3 win over #19 Clemson at Doug Kingsmore Stadium. **Jeff Schaus'** two-run double in the fifth inning tied the score, but **Michael Rooney's** sacrifice fly in the sixth gave the Seahawks the lead. The Tigers put their leadoff batter on base in the sixth, seventh, and eighth innings but failed to score each time. Relievers **Stephen Harrold**, **Ryan Walker**, and **Bryan Booth** limited Clemson to two hits and no runs in the final 4.2 innings. They were big reasons the Tigers were 1-for-11 with runners in scoring position and left 10 runners on base. **Wilson Boyd** went 3-for-3 for Clemson, who outthit the Seahawks 10-8.

North Carolina-Wilmington 4 (26-19)										Clemson 3 (34-17)									
Player	AB	R	H	RBI	BB	SO	PO	A		Player	AB	R	H	RBI	BB	SO	PO	A	
Evans, LF	5	0	0	0	0	0	3	0		Epps, DH	5	1	1	0	0	3	0	0	
Stanley, C	4	1	3	1	0	1	8	0		Freeman, 2B	5	0	1	0	0	1	3	3	
Cain, RF	5	1	2	1	0	2	3	0		Schaus, LF	4	0	2	2	1	1	2	0	
Holt, 3B	4	1	2	1	0	0	2	0		Johnson, PR	0	0	0	0	0	0	0	0	
Monday, 1B	3	0	0	0	0	2	6	0		Paulsen, 1B	5	0	1	0	0	1	7	1	
King, DH	2	0	0	0	0	1	0	0		Parker, RF	4	0	1	0	0	1	3	0	
Hill, PH/DH	2	0	1	0	0	0	0	0		Boyd, CF	3	1	3	0	1	0	1	0	
Rooney, SS	3	0	0	1	0	0	1	1		Sanders, 3B	3	0	0	1	0	0	0	1	
Thielsen, 2B	3	1	0	0	1	0	2	3		Pohl, C	2	0	0	0	0	1	4	1	
Leeper, CF	3	0	0	0	0	0	1	0		Nester, PH/C	2	0	0	0	0	0	2	0	
Totals	34	4	8	4	1	6	27	5		Miller, SS	3	1	1	0	1	0	2	3	
										Totals	36	3	10	3	3	8	27	11	

Score By Innings

	R	H	E
North Carolina-Wilmington	0	0	0
Clemson	0	1	0

E - Sanders (3), Miller (16). **DP** - Clemson 1. **LOB** - North Carolina-Wilmington 8, Clemson 10. **2B** - Stanley (11), Holt (10), Schaus (12). **3B** - Stanley (6), Boyd (2). **HBP** - Stanley, Monday. **SH** - Leeper (1), Sanders (3). **SF** - Rooney (3). **SB** - Monday (2).

UNC Wilmington								Clemson									
IP	H	R	ER	BB	SO	AB	BF	IP	H	R	ER	BB	SO	AB	BF		
Davis (L)	4.1	8	3	3	0	4	21	21	Dwyer (L)	5.0	4	3	3	1	5	18	21
Harrold (R)	1.1	0	0	0	2	0	4	6	Cruz (R)	1.0	2	1	1	0	0	4	5
Walker (L)	1.1	2	0	0	0	2	6	6	R. Hinson (L)	2.0	1	0	0	0	1	7	8
Booth (R)	2.0	0	0	0	1	2	5	7	Vaughn (R)	1.0	1	0	0	0	0	5	5
Totals	9.0	10	3	3	3	8	36	40	Totals	9.0	8	4	4	1	6	34	39

Win - Harrold (3-1). Loss - Cruz (2-3). Save - Booth (3).

Umpires: HP - John Register, 1B - Randy Watkins, 3B - Darion Padgett

Start - 1:12 PM. Finish - 3:44 PM. Time - 2:32. Attendance - 4,408

Game 50 • Clemson 11, North Carolina-Wilmington 3

May 9, 2009 • Doug Kingsmore Stadium • Clemson, SC

In game-two on May 9, #19 Clemson scored eight runs on eight consecutive hits in the third inning on its way to an 11-3 win over North Carolina-Wilmington at Doug Kingsmore Stadium. Already ahead 3-0, Clemson used two homers, three doubles, and three singles to score eight runs in the third inning.

North Carolina-Wilmington 3 (25-19)										Clemson 11 (34-16)									
Player	AB	R	H	RBI	BB	SO	PO	A		Player	AB	R	H	RBI	BB	SO	PO	A	
Evans, LF	5	0	2	0	0	0	0	0		Epps, DH	3	1	1	0	0	1	0	0	
Stanley, C	4	0	1	0	0	2	7	1		Mounce, PH/DH/1B	1	0	0	0	0	1	2	0	
Cain, RF	3	1	0	0	0	1	0	0		Freeman, 2B	4	2	2	1	0	0	1	4	
Leeper, RF	2	0	0	0	0	1	0	0		Schaus, LF	5	2	2	4	0	1	0	0	
Holt, 3B/2B	4	1	1	0	0	2	1	5		Paulsen, 1B	4	0	2	1	0	2	8	0	
Monday, 1B	3	1	2	1	1	0	11	1		Ward, PH	1	0	0	0	0	1	0	0	
King, DH	3	0	1	1	0	1	0	0		Lamb, P	0	0	0	0	0	0	0	0	
Hill, PH/DH	1	0	1	0	0	0	0	0		Parker, RF	5	1	1	1	0	2	1	0	
Rooney, SS	4	0	1	1	0	1	2	3		Boyd, CF	3	1	2	0	0	0	2	0	
Thielsen, 2B	2	0	0	0	0	0	1	3		Johnson, PH/CF	1	0	0	0	0	0	2	0	
Cockman, PH/3B	2	0	0	0	0	1	0	0		Nester, C	3	1	2	1	0	0	8	1	
Locklear, CF	3	0	0	0	0	2	2	0		Pohl, PH/C	0	0	0	0	1	0	2	0	
Stott, PH	1	0	0	0	0	0	0	0		Miller, SS	4	1	1	1	0	0	1	1	
Totals	37	3	9	3	1	11	24	13		Sanders, 3B	0	0	0	0	0	0	0	1	
										Stolz, 3B/SS	2	2	1	1	2	0	0	2	
										Totals	36	11	14	10	3	8	27	9	

Score By Innings

	R	H	E
North Carolina-Wilmington	0	0	0
Clemson	2	1	8

E - Miller (15). **DP** - North Carolina-Wilmington 1. **LOB** - North Carolina-Wilmington 9, Clemson 6. **2B** - Schaus (11), Boyd (8), Nester (6), Miller (4). **3B** - Evans (2). **HR** - Monday (11), Schaus (10), Parker (11). **HBP** - Stanley, Freeman. **SH** - Epps (1). **SB** - Stanley (9), Miller (12).

UNC Wilmington									Clemson								
IP	H	R	ER	BB	SO	AB	BF		IP	H	R	ER	BB	SO	AB	BF	
Roth (L)	2.1	11	9	9	1	2	17	19	Harman (L)	6.0	6	2	1	1	9	25	26
McSwain (R)	0.2	2	2	2	0	1	4	4	Sarratt (R)	2.0	2	1	1	0	1	8	8
Walker (L)	3.0	1	0	0	2	2	9	12	Lamb (L)	1.0	1	0	0	0	1	4	5
Harrold (R)	2.0	0	0	0	0	3	6	6									
Totals	8.0	14	11	11	3	8	36	41	Totals	9.0	9	3	2	1	11	37	39

Win - Harman (6-3). Loss - Roth (0-2).

Umpires: HP - Vic Correll, 1B - Kevin Elzey, 3B - Randy Watkins

Start - 6:43 PM. Finish - 9:16 PM. Time - 2:33. Attendance - 4,885

Game 52 • Clemson 8, Furman 5

May 11, 2009 • Fluor Field • Greenville, SC

Wilson Boyd and **Ben Paulsen** both tallied four hits to lead #14 Clemson to an 8-5 victory over Furman at Fluor Field in Greenville, SC on May 11. The Tigers jumped out to a 5-0 lead thanks to **Boyd's** three-run double in the first and **Paulsen's** two-run homer in the third. The Paladins scored four runs in the eighth but got no closer. **Boyd** went 4-for-5 with three RBIs and two runs. Starter **David Haselden** pitched 5.0 strong innings, allowing five hits, one run, and one walk with six strikeouts to earn his first career win.



2009 Boxscores

Game 53 • Clemson 5, College of Charleston 2

May 12, 2009 • Doug Kingsmore Stadium • Clemson, SC

Four Tiger pitchers limited College of Charleston to two unearned runs on six hits in #14 Clemson's 5-2 win at Doug Kingsmore Stadium on May 12. Clemson held the Cougars in check after they entered the game hitting .358 and on a 10-game winning streak, the nation's longest streak at the time. The Tigers also improved to 21-0 all-time against the Cougars. Starter **Scott Weismann** pitched 5.0 scoreless innings to earn the victory, while **Matt Vaughn** pitched a scoreless ninth inning to record the save. **Tomas Cruz** also pitched 2.1 innings in relief, allowing no hits, no runs, and no walks with one strikeout. **Weismann, Ryan Hinson, Cruz, and Vaughn** combined to limit College of Charleston to no hits in 11 at-bats with runners in scoring position. **John Nester** went 3-for-4 with a double, home run, and three runs, while **Jason Stolz** went 2-for-3 with a double and RBI. **Jeff Schaus** added a home run and two RBIs as well.

College of Charleston 2 (35-17)										Clemson 5 (36-17)									
Player	AB	R	H	RBI	BB	SO	PO	A		Player	AB	R	H	RBI	BB	SO	PO	A	
McCord, LF	3	1	1	0	2	0	3	0		Epps, DH	3	0	0	0	1	0	0	0	
Bergman, 3B	4	1	1	0	0	0	1	0		Freeman, 2B	3	0	0	0	1	0	1	4	
Sizemore, 2B	4	0	0	0	0	1	0	5		Schaus, LF	2	1	1	2	1	0	2	0	
Brodin, 1B	3	0	0	0	1	1	10	0		Paulsen, 1B	3	0	0	0	1	0	8	0	
Daniels, DH	3	0	1	0	1	0	0	0		Parker, RF	4	0	0	0	0	2	0	0	
Mansilla, RF	4	0	0	0	0	2	3	0		Boyd, CF	3	0	1	0	1	0	3	0	
Hentz, SS	2	0	2	0	1	0	0	4		Miller, SS	4	0	0	0	0	1	3	4	
Rakar, CF	4	0	1	0	0	1	2	0		Nester, C	4	3	3	1	0	0	7	1	
Morgan, C	4	0	0	0	0	2	4	0		Stolz, 3B	3	1	2	1	0	0	2	1	
Totals	31	2	6	0	5	7	24	10		Totals	29	5	7	5	4	4	27	11	

Score By Innings										R	H	E
College of Charleston	0	0	0	0	2	0	0	0	0	2	6	1
Clemson	1	0	1	0	1	0	2	0	0	5	7	1

E - Rakar (14), Miller (17). **DP** - Clemson 2. **LOB** - College of Charleston 8, Clemson 6. **2B** - Daniels (12), Rakar (16), Nester (7), Stolz (6). **HR** - Schaus (11), Nester (5). **HBP** - Hentz. **SF** - Freeman (5), Schaus (3). **SB** - McCord (28), Schaus (8), Boyd (4). **CS** - McCord (4).

Charleston									Clemson								
IP	H	R	ER	BB	SO	AB	BF		IP	H	R	ER	BB	SO	AB	BF	
Lucchese (R)	6.0	7	5	4	2	4	25	27	Weismann (R)	5.0	3	0	0	3	3	15	18
O. Brittle (L)	0.2	0	0	0	2	0	0	4	R. Hinson (L)	0.2	1	2	0	2	1	3	5
Dowling (R)	1.1	0	0	0	0	0	4	4	Cruz (R)	2.1	0	0	0	0	1	8	9
									Vaughn (R)	1.0	2	0	0	0	2	5	5
Totals	8.0	7	5	4	4	4	29	35	Totals	9.0	6	2	0	5	7	31	37

Win - Weismann (2-0). **Loss** - Lucchese (1-2). **Save** - Vaughn (4).
Umpires: HP - David Savage, 1B - Darion Padgett, 3B - Danny Everett
Start - 6:34 PM. **Finish** - 9:11 PM. **Time** - 2:37. **Attendance** - 4,597

Game 54 • Clemson 13, N.C. State 8

May 14, 2009 • Doak Field • Raleigh, NC

In game-one on May 14, #14 Clemson totaled 15 hits and nine walks en route to a 13-8 victory over N.C. State at Doak Field. The Tigers scored six runs in the first and never looked back. **Chris Epps, Mike Freeman, and Brad Miller** all totaled three hits and at least two RBIs apiece. **Epps** went 3-for-4 with two RBIs, **Freeman** went 3-for-5 with two RBIs and two runs, and **Miller** went 3-for-4 with a homer, three RBIs, and two runs. Starter **Trey Delk** allowed two runs in 6.0 innings pitched to earn the win.

Clemson 13 (37-17, 17-11 ACC)										N.C. State 8 (25-29, 10-18 ACC)									
Player	AB	R	H	RBI	BB	SO	PO	A		Player	AB	R	H	RBI	BB	SO	PO	A	
Epps, DH	4	1	3	2	1	1	0	0		K. Wilson, CF	4	1	2	2	1	0	4	0	
Mounce, PH/DH/P	1	0	0	0	0	0	0	0		Cartwright, DH	4	1	1	2	1	1	0	0	
Haselden, P	0	0	0	0	0	0	0	0		Dr. Poulk, LF/RF	3	0	1	0	0	0	5	0	
Freeman, 2B	5	2	3	2	1	1	2	3		Conner, RF	2	1	1	1	0	1	1	0	
Schaus, LF	3	2	0	0	3	0	3	0		Maynard, C	3	0	1	0	0	0	6	0	
Paulsen, 1B	5	1	1	1	1	0	10	1		Schaeffer, C	1	0	0	0	1	0	2	0	
Parker, RF	3	1	2	1	1	0	0	0		Ferguson, 1B	3	0	1	0	0	0	7	1	
Johnson, PH/CF	2	1	0	1	0	1	1	0		Riggins, 1B	2	0	1	1	0	0	1	0	
Boyd, CF/RF	4	2	2	2	2	0	1	0		Ciencin, 3B	5	0	0	0	0	1	0	0	
Nester, C	5	0	0	0	0	2	3	1		Moore, RF	1	0	0	0	0	1	0	0	
Pohl, C	1	0	0	0	0	0	3	0		Gianis, PH/LF	4	2	2	0	0	1	0	0	
Miller, SS	4	2	3	3	1	0	2	4		R. Wilson, 2B	3	3	1	0	2	0	0	4	
Stolz, 3B	4	1	1	0	0	1	2	1		Da. Poulk, SS	2	0	1	0	0	0	1	1	
Sanders, PH/3B	1	0	0	0	0	1	0	0		Martin, PH/SS	2	0	0	0	0	0	0	0	
Totals	42	13	15	12	9	8	27	11		Totals	38	8	12	6	5	5	27	7	

Score By Innings										R	H	E
Clemson	6	0	1	0	1	1	4	0	0	13	15	1
N.C. State	0	0	0	0	2	0	1	0	5	8	12	1

E - Freeman (6), R. Wilson (2). **DP** - Clemson 1. **LOB** - Clemson 12, N.C. State 8. **2B** - Freeman (13), Parker (7), Conner (3). **3B** - K. Wilson (1). **HR** - Miller (3). **HBP** - Parker. **SB** - Miller (13). **CS** - K. Wilson (5).

Clemson									N.C. State								
	IP	H	R	ER	BB	SO	AB	BF		IP	H	R	ER	BB	SO	AB	BF
Delk (R)	6.0	5	2	2	3	3	21	24	Gillheene (L)	1.0	3	6	6	4	0	6	11
Lamb (L)	2.0	1	1	1	2	2	7	9	Sogard (L)	3.1	7	2	2	3	1	17	20
Mounce (R)	0.1	4	4	4	0	0	5	5	Cutler (R)	2.2	4	5	5	2	5	12	14
Haselden (R)	0.2	2	1	0	0	0	5	5	Kensmoe (L)	2.0	1	0	0	0	2	7	7
Totals	9.0	12	8	7	5	5	38	43	Totals	9.0	15	13	13	9	8	42	52

Win - Delk (4-1). **Loss** - Gillheene (6-5).
Umpires: HP - A.J. Lostaglio, 1B - Tim O'Toole, 3B - Morris Hodges
Start - 6:33 PM. **Finish** - 9:40 PM. **Time** - 3:07. **Attendance** - 802

Game 55 • Clemson 11, N.C. State 5

May 15, 2009 • Doak Field • Raleigh, NC

In game-two on May 15, #14 Clemson scored five runs in the first inning and five runs in the third inning on its way to an 11-5 victory over N.C. State at Doak Field. The Tigers tallied 14 hits and stole seven bases without committing an error on defense. **Jason Stolz** went 3-for-3 with an RBI, two runs, and two stolen bases to lead the Tiger offense. **Jeff Schaus, Wilson Boyd, and John Nester** added two hits apiece. Starter **Casey Harman** pitched 5.0 innings and struck out eight against no walks to earn the victory, while three other Tigers pitched the final 4.0 innings without allowing a run to close out the game.

Clemson 11 (38-17, 18-11 ACC)										N.C. State 5 (25-30, 10-19 ACC)									
Player	AB	R	H	RBI	BB	SO	PO	A		Player	AB	R	H	RBI	BB	SO	PO	A	
Epps, DH	3	2	1	0	2	0	0	0		Cartwright, CF	5	1	2	0	0	1	1	0	
Freeman, 2B	4	1	1	2	0	0	0	0		R. Wilson, 2B	5	0	0	0	0	3	2	6	
Schaus, LF	3	1	2	0	0	0	0	0		Dr. Poulk, RF	4	1	2	2	0	1	4	2	
Johnson, CF	2	0	1	1	0	0	2	0		Riggins, 1B	4	2	2	1	0	1	12	2	
Paulsen, 1B	4	1	0	0	1	0	4	0		Maynard, DH	4	0	0	0	0	1	0	0	
Parker, RF	4	2	1	0	0	0	5	0		Ciencin, 3B	4	1	3	1	0	0	1	1	
Lamb, PH/RF	0	0	0	0	1	0	0	0		Conner, LF	2	0	1	1	0	0	0	0	
Boyd, CF/LF	4	1	2	1	1	0	2	0		Gianis, PH/LF	2	0	1	0	0	0	1	0	
Nester, C	5	0	2	1	0	1	11	2		Schaeffer, C	4	0	1	0	0	1	3	0	
Miller, SS	4	1	1	0	1	1	2	1		Da. Poulk, SS	1	0	0	0	0	1	1	2	
Stolz, 3B	3	2	3	1	0	0	1	1		Martin, PH/SS	1	0	0	0	0	1	0	1	
										K. Wilson, PH/SS	2	0	0	0	0	2	1	1	
Totals	36	11	14	7	5	2	27	4		Totals	38	5	12	5	0	12	27	18	

Score By Innings										R	H	E
Clemson	5	0	5	0	0	0	1	0	0	11	14	0
N.C. State	0	1	0	2	2	0	0	0	0	5	12	5

E - Riggins (2), Ciencin (8), Schaeffer 2 (4). **DP** - Clemson 1, N.C. State 3. **LOB** - Clemson 5, N.C. State 6. **2B** - Boyd (10), Nester (8), Cartwright (12), Ciencin (15). **HR** - Dr. Poulk (8), Riggins (2). **HBP** - Stolz. **SH** - Freeman (3). **SB** - Epps (6), Schaus (9), Lamb (4), Nester (1), Miller (14), Stolz 2 (6). **CS** - Epps (2), Johnson (3), Stolz (3).

Clemson								N.C. State									
IP	H	R	ER	BB	SO	AB	BF	IP	H	R	ER	BB	SO	AB	BF		
Harman (L)	5.0	8	5	5	0	8	23	23	Lambert (L)	2.1	10	10	8	2	1	16	19
Sarratt (R)	2.0	3	0	0	0	1	8	8	Sasser (L)	6.0	4	1	1	1	1	19	21
R. Hinson (L)	1.0	1	0	0	0	1	4	4	Rutter (R)	0.2	0	0	0	2	0	1	3
Vaughn (R)	1.0	0	0	0	0	2	3	3									
Totals	9.0	12	5	5	0	12	38	38	Totals	9.0	14	11	9	5	2	36	43

Game 57 • Virginia 6, Clemson 5

May 21, 2009 • Durham Bulls Athletic Park • Durham, NC

In the Tigers' first game of the ACC Tournament on May 21, relievers **Andrew Carraway** and **Kevin Arico** combined to limit the Tigers to one hit and no runs in the final 5.1 innings pitched to lead #15 Virginia to a 6-5 victory over #13 Clemson at Durham (NC) Bulls Athletic Park. The Tigers took a 4-0 lead with three runs in the third inning, but the Cavaliers chipped away with two runs in the fourth inning and four runs in the fifth inning to take a 6-5 lead. The Tiger bats were quiet the rest of the game thanks to the Cavalier bullpen. Virginia outthit the Tigers 10-7, as **Wilson Boyd** led Clemson by going 2-for-4 with two RBIs and a stolen base, one of four steals in the game by the Tigers. Reliever **Matt Vaughn** pitched 4.0 scoreless innings of two-hit ball to keep the Tigers in the game.

Virginia 6									(40-12-1)									Clemson 5									(39-18)								
Player	AB	R	H	RBI	BB	SO	PO	A	Player	AB	R	H	RBI	BB	SO	PO	A	Player	AB	R	H	RBI	BB	SO	PO	A									
Parker, CF	5	1	2	1	0	2	1	0	Epps, DH	4	1	1	0	1	2	0	0	Freeman, 2B	4	1	1	1	0	2	0	7									
Gosselin, 2B	5	0	0	0	0	0	0	0	Schaus, LF	5	1	1	0	0	1	1	0	Wernman, 2B	0	0	0	0	0	0	1	0									
Hultzen, DH	4	1	2	0	1	0	0	1	Paulsen, 1B	2	1	0	0	1	1	14	0	Grovatt, RF	4	1	2	1	0	2	1	0									
Proscia, 3B	4	2	2	1	0	1	2	1	Boyd, CF	4	0	2	2	0	0	0	0	Hicks, 1B	4	1	1	2	0	2	5	1									
Hicks, 1B	4	1	1	2	0	2	5	1	Nester, C	2	0	0	1	0	2	9	2	Cannon, SS	3	0	0	0	1	1	2	0									
Cannon, SS	3	0	0	0	1	1	2	0	Miller, SS	3	0	1	1	1	0	2	5	Valdes, C	4	0	0	0	0	2	13	1									
Valdes, C	4	0	0	0	0	2	13	1	Stolz, 3B	4	0	0	0	0	3	0	0	Coleman, LF	3	0	1	0	1	0	1	0									
Coleman, LF	3	0	1	0	1	0	1	0										Halley, LF	0	0	0	0	0	0	0	0									
Halley, LF	0	0	0	0	0	0	0	0																											
Totals	36	6	10	5	3	10	27	4	Totals	32	5	7	5	3	13	27	15	Totals	32	5	7	5	3	13	27	15									

Score By Innings							R	H	E		
Virginia	0	0	0	2	4	0	0	0	6	10	1
Clemson	0	1	3	1	0	0	0	0	5	7	2

E - Hicks (4), Nester (3), Miller (19). **LOB** - Virginia 6, Clemson 7. **2B** - Epps (5), Miller (5). **3B** - Proscia (2). **HR** - Parker (16), Hicks (7). **SH** - Paulsen (3), Nester (4). **SF** - Freeman (6), Nester (2). **SB** - Hultzen (7), Cannon (17), Epps 2 (8), Boyd (5), Miller (15). **CS** - Parker (5).

Virginia									Clemson								
	IP	H	R	ER	BB	SO	AB	BF		IP	H	R	ER	BB	SO	AB	BF
Packer (L)	3.2	6	5	5	3	5	15	22	Delk (R)	4.1	6	4	4	2	6	19	21
Carraway (R)	4.1	1	0	0	0	7	14	14	Weismann (R)	0.2	2	2	1	1	2	4	5
Arico (R)	1.0	0	0	0	0	1	3	3	Vaughn (R)	4.0	2	0	0	0	2	13	13
Totals	9.0	7	5	5	3	13	32	39	Totals	9.0	10	6	5	3	10	36	39

Win - Carraway (6-1). Loss - Weismann (2-1). Save - Arico (9).
 Umpires: HP - Scott Erby, 1B - Danny Everett, 2B - Scott Graham, 3B - Mark Chapman
 Start - 8:05 PM. Finish - 10:47 PM. Time - 2:42. Attendance - 1,639

Game 58 • Duke 10, Clemson 4

May 22, 2009 • Durham Bulls Athletic Park • Durham, NC

In the Tigers' second game of the ACC Tournament on May 22, Duke broke a close game open with six runs in the sixth inning on its way to a 10-4 victory over #13 Clemson at Durham (NC) Bulls Athletic Park. Ahead 2-1, the Blue Devils used five hits and two walks to score six runs in the sixth inning and break the game open. **Jake Lemmerman** and **Nate Freiman** both went 3-for-4 with a home run to lead the Blue Devils' 11-hit attack. The Tigers also tallied 11 hits, but they were 1-for-12 with runners in scoring position and left 10 runners on base while Duke only left four runners on base. Starter **Andrew Wolcott** pitched 7.1 effective innings to earn the victory, while **Michael Ness** pitched 1.2 scoreless innings with two strikeouts to close out the game. **Wilson Boyd** went 2-for-3 with an RBI to pace Clemson.

Clemson 4									(39-19)									Duke 10									(35-23)								
Player	AB	R	H	RBI	BB	SO	PO	A	Player	AB	R	H	RBI	BB	SO	PO	A	Player	AB	R	H	RBI	BB	SO	PO	A									
Epps, DH	5	0	1	0	0	0	0	0	Hassan, RF	4	0	1	3	0	0	1	1	0	0	0	0	0	0	0	0										
Freeman, 2B	5	1	2	0	0	1	1	5	Williams, C	4	0	0	0	0	1	1	6	0	0	0	0	0	0	0	0										
Schaus, LF	5	1	1	0	0	1	3	0	Freiman, 1B	4	2	3	1	0	1	7	1	0	0	0	0	0	0	0	0										
Paulsen, 1B	5	1	2	1	0	0	8	1	Gould, LF	4	2	2	0	0	1	3	1	0	0	0	0	0	0	0	0										
Parker, RF	4	1	1	1	1	2	2	0	Lemmerman, SS	4	2	3	3	0	0	1	1	0	0	0	0	0	0	0	0										
Boyd, CF	3	0	2	1	1	0	2	0	Piwica-Worms, CF	2	1	1	1	1	0	4	0	0	0	0	0	0	0	0	0										
Nester, C	3	0	1	0	0	2	4	0	Currier, DH	2	0	0	0	0	0	0	0	0	0	0	0	0	0	0											
Pohl, C	1	0	0	0	0	1	1	0	Sherlock, PH/DH	1	0	0	0	0	1	0	0	0	0	0	0	0	0	0	0										
Miller, SS	2	0	1	0	1	0	2	2	Saade, 2B	3	1	0	0	1	1	1	3	2	0	0	0	0	0	0	0										
Stolz, 3B	2	0	0	0	0	0	1	1	McCurdy, 3B	4	2	1	1	0	0	1	2	0	0	0	0	0	0	0	0										
Sanders, PH/3B	2	0	0	0	0	0	0	0																											
Totals	37	4	11	3	3	6	24	11	Totals	32	10	11	9	4	5	27	9																		

Score By Innings							R	H	E		
Clemson	0	1	0	0	0	0	3	0	4	11	3
Duke	0	1	1	0	0	6	2	0	10	11	3

E - Nester (4), Miller 2 (21), Saade 2 (11), McCurdy (6). **DP** - Clemson 3, Duke 1. **LOB** - Clemson 10, Duke 4. **2B** - Paulsen (16), Freiman (15), Lemmerman (11), McCurdy (10). **3B** - Lemmerman (2). **HR** - Parker (12), Freiman (20), Lemmerman (7). **SH** - Miller (5). **SF** - Hassan (3), Piwnica-Worms (4). **SB** - Piwnica-Worms (7), McCurdy (4).

Clemson									Duke								
	IP	H	R	ER	BB	SO	AB	BF		IP	H	R	ER	BB	SO	AB	BF
Dwyer (L)	5.0	6	6	5	2	4	21	24	Wolcott (R)	7.1	9	4	2	3	4	29	33
McKinney (R)	1.0	4	4	4	1	0	6	7	Ness (R)	1.2	2	0	0	0	2	8	8
Sarratt (R)	2.0	1	0	0	1	1	5	7									
Totals	8.0	11	10	9	4	5	32	38	Totals	9.0	11	4	2	3	6	37	41

Win - Wolcott (8-3). Loss - Dwyer (4-5).
 Umpires: HP - Danny Everett, 1B - Scott Graham, 2B - Randy Harvey, 3B - Scott Erby
 Start - 4:11 PM. Finish - 7:05 PM. Time - 2:54. Attendance - 2,763

Game 59 • Clemson 4, North Carolina 3 (11 Innings)

May 23, 2009 • Durham Bulls Athletic Park • Durham, NC

In the Tigers' third game of the ACC Tournament on May 23, **Wilson Boyd's** walkoff single with two outs in the 11th inning lifted #13 Clemson to a 4-3 win over #4 North Carolina at Durham (NC) Bulls Athletic Park. The Tar Heels tied the score in the ninth with a run and had scoring chances in the 10th and 11th, but each time Clemson worked out of trouble. **Mike Freeman** hit a one-out single in the 11th and moved to third on an error. Four batters later, **Boyd** belted a 3-2 pitch off the wall in left for the walkoff win.

North Carolina 3									(42-16)									Clemson 4									(40-19)								
Player	AB	R	H	RBI	BB	SO	PO	A	Player	AB	R	H	RBI	BB	SO	PO	A	Player	AB	R	H	RBI	BB	SO	PO	A									
Bunting, LF	5	0	3	1	0	1	3	0	Epps, DH	4	0	0	0	0	3	0	0	Johnson, PH	1	0	0	0	0	1	0	0									
Ackley, 1B	5	1	1	1	1	1	6	1	Mounce, PH/DH	1	0	0	0	0	1	0	0	Freeman, 2B	6	2	4	1	0	0	0	4									
Seager, 3B	6	0	1	1	0	3	0	3	Johnson, PH	1	0	0	0	0	0	1	0	Schaus, LF	4	0	1	0	1	2	2	1									
Michael, 2B	6	0	0	0	0	4	3	2	Freeman, 2B	6	2	4	1	0	0	0	4	Paulsen, 1B	5	1	2	0	1	0	15	0									
Gore, RF	5	0	0	0	0	0	3	0	Schaus, LF	4	0	1	0	1	2	2	1	Parker, RF	5	0	1	0	1	1	1	0									
Graepel, SS	4	0	3	0	1	0	0	2	Paulsen, 1B	5	1	2	0	1	0	15	0	Boyd, CF	6	0	2	2	0	1	1	0									
Fleury, C	4	0	2	0	0	1	12	0	Parker, RF	5	0	1	0	1	1	1	0	Sanders, 3B	3	1	1	0	1	0	0	4									
Holt, DH	3	0	0	0	0	2	0	0	Boyd, CF	6	0	2	2	0	1	1	0	Stolz, PR/3B	1	0	0	0	0	0	0	0									
Robinson, PH	0	0	0	0	1	0	0	0	Sanders, 3B	3	1	1	0	1	0	0	4	Miller, SS	5	0	1	1	0	1	5	3									
Norton, PR/DH	0	1	0	0	0	0	0	0	Stolz, PR/3B	1	0	0	0	0	0	0	0	Nester, C	3	0	1	0	2	1	9	4									
Thomas, PH/DH	0	0	0	0	1	0	0	0	Miller, SS	5	0	1	1	0	1	5	3	Totals	44	4	13	4	6	11	33	17									
Cavassini, CF	4	1	1	0	0	1	4	0	Nester, C	3	0	1	0	2	1	9	4	Totals	44	4	13	4	6	11	33	17									
Totals	42	3	11	3	4	13	32	8	Totals	44	4	13	4	6	11	33	17																		



Matt Vaughn struck out Oklahoma State's Mark Ginther with the potential go-ahead run on base to send the Tigers to the Tempe (AZ) Super Regional.

Game 64 • Clemson 6, Oklahoma State 5

June 1, 2009 • Doug Kingsmore Stadium • Clemson, SC

In th Tigers' fifth game of the Clemson Regional, #14 Clemson rallied from a 5-1 deficit to score five combined runs in the seventh and eighth innings and defeat Oklahoma State 6-5 at Doug Kingsmore Stadium and claim the Clemson Regional title. The Cowboys took a four-run lead in the top of the seventh thanks to three Tiger errors, but **Chris Epps'** two-run homer in the bottom of the seventh inning started the comeback. Then in the eighth inning, **Kyle Parker** lined a two-out, two-run single to give Clemson the lead for good. **Matt Vaughn** struck out **Mark Ginther** with two runners on base in the ninth inning to end the game. **Vaughn** pitched 3.2 solid innings without allowing an earned run to earn the win. All six Tiger runs and all 10 hits came with two outs as well.

Oklahoma State 5									(34-24)									Clemson 6									(44-20)								
Player	AB	R	H	RBI	BB	SO	PO	A	Player	AB	R	H	RBI	BB	SO	PO	A	Player	AB	R	H	RBI	BB	SO	PO	A									
Dabbs, CF	5	1	2	0	0	0	2	0	Epps, DH	4	2	2	2	0	0	0	0	Freeman, 2B	4	1	3	1	0	0	3	4									
Hambly, 3B	4	1	0	0	0	2	1	1	Schaus, LF	4	0	1	1	0	1	0	1	Paulsen, 1B	3	1	0	0	0	1	6	1									
Medchill, LF	5	0	1	0	0	0	0	0	Paulsen, 1B	3	1	0	0	0	1	1	6	Boyd, RF/CF	4	0	0	0	0	3	0	0									
Harvard, PR	0	0	0	0	0	0	0	0	Miller, SS	3	0	1	0	1	0	3	2	Nester, C	4	1	1	0	0	0	7	0									
David, C	3	1	1	1	1	0	6	2	Johnson, CF	2	0	0	0	0	2	3	0	Parker, PH/RF	2	0	1	2	0	0	0	0									
Belza, SS	4	1	1	2	1	0	2	5	Stolz, 3B	1	0	0	0	0	0	0	1	Sanders, PH/3B	3	1	1	0	0	0	0	0									
Ginther, DH	3	1	1	1	2	1	0	0	Totals	34	6	10	6	2	7	27	10																		
Duren, 2B	4	0	3	1	0	0	0	1																											
Kroll, RF	3	0	1	0	0	2	2	1																											
Green, 1B	4	0	0	0	0	1	11	0																											
Totals	35	5	10	5	4	6	24	10	Totals	34	6	10	6	2	7	27	10																		

Score By Innings													R H E		
Oklahoma State	0	2	0	1	0	0	2	0	0	5	10	2			
Clemson	0	0	0	0	1	0	3	2	6	10	3				

E - Hambly 2 (5), Schaus (2), Paulsen (8), Sanders (7). **DP** - Clemson 1. **LOB** - Oklahoma State 10, Clemson 7. **2B** - Belza (12), Duren (9), Kroll (8), Epps (6), Freeman (16), Nester (10). **3B** - Freeman (5). **HR** - Ginther (5), Epps (4). **HBP** - Epps. **SH** - Hambly (14), Kroll (4). **SF** - David (2).

Oklahoma State									Clemson									
IP	H	R	ER	BB	SO	AB	BF		IP	H	R	ER	BB	SO	AB	BF		
Lyons (L)	7.2	8	6	3	2	7	31	34	R. Hinson (L)	1.0	3	2	2	1	0	6	7	
McCurry (R)	0.0	2	0	0	0	0	2	2	Cruz (R)	4.1	4	1	1	2	4	15	18	
Oliver (L)	0.1	0	0	0	0	0	1	1	Vaughn (R)	3.2	3	2	0	1	2	14	17	
Totals	8.0	10	6	3	2	7	34	37	Totals	9.0	10	5	3	4	6	35	42	

Win - Vaughn (4-1). **Loss** - Lyons (7-6).

Umpires: HP - Perry Costello, 1B - Dave Buck, 2B - Mike Gillis, 3B - Jason Rogers

Start - 7:06 PM. **Finish** - 9:44 PM. **Time** - 2:38. **Attendance** - 6,217

Game 65 • Arizona State 7, Clemson 4

June 6, 2009 • Packard Stadium • Tempe, AZ

In game-one of the Tempe Super Regional on June 6, #2 Arizona State totaled six two-out RBIs in its 7-4 victory over #13 Clemson at Packard Stadium. **Chris Epps'** two-run single in the top of the seventh inning tied the score 4-4. But **Matt Newman's** two-out, run-scoring double in the bottom of the seventh inning gave the Sun Devils the lead for good. Arizona State outhit the Tigers 14-9, while the Tigers were paced by **Epps'** two hits and three RBIs. **Brad Miller** added two hits and two runs, while **John Nester** and **Matt Sanders** also had two hits apiece for Clemson. All four Tiger runs and six of Clemson's nine hits came from players in the bottom four spots of the batting order. **Mike Leake** earned his 16th victory of the season by tossing 8.0 solid innings of eight-hit ball with seven strikeouts against only one walk. Every Sun Devil starter had at least one hit, including three hits apiece by **Drew Maggi** and **Carlos Ramirez**. **Ramirez** also added three RBIs for Arizona State in its three-run victory.

Clemson 4									(44-21)									Arizona State 7									(48-12)								
Player	AB	R	H	RBI	BB	SO	PO	A	Player	AB	R	H	RBI	BB	SO	PO	A	Player	AB	R	H	RBI	BB	SO	PO	A									
Epps, DH	5	0	2	3	0	0	0	0	Maggi, SS	5	2	3	0	0	1	4	4	Kipnis, CF	4	1	1	1	1	0	3	0									
Freeman, 2B	4	0	0	0	0	0	2	4	Ramirez, C	5	1	3	3	0	1	9	0	Calhoun, LF	5	0	1	1	0	1	0	0									
Schaus, LF	4	0	0	0	0	1	2	0	Neuman, RF	4	0	2	1	0	2	1	0	Ra. Torrez, 3B	4	0	1	0	0	1	0	1									
Paulsen, 1B	3	0	1	0	1	1	8	1	McDonald, 1B	4	0	1	0	0	0	5	1	Ruettiger, DH	2	1	1	0	2	0	0	0									
Boyd, CF	4	0	0	0	0	2	2	0	MacPhee, 2B	3	2	1	1	1	0	4	5	Totals	36	7	14	7	4	6	27	11									
Parker, RF	4	1	0	0	0	1	0	0	Totals	36	7	14	7	4	6	27	11																		
Miller, SS	4	2	2	0	0	2	4	2																											
Nester, C	4	1	2	0	0	2	6	0																											
Sanders, 3B	4	0	2	1	0	0	0	2																											
Totals	36	4	9	4	1	9	24	10																											

Score By Innings													R H E		
Clemson	0	0	1	0	1	0	2	0	0	4	9	1			
Arizona State	1	0	0	0	2	1	1	2	7	14	2				

E - Sanders (8), Maggi (15), McDonald (3). **DP** - Clemson 1, Arizona State 2. **LOB** - Clemson 6, Arizona State 9. **2B** - Nester (11), Newman (13), McDonald (5). **HR** - Kipnis (16). **SB** - Parker (6), Kipnis (25), Ramirez (3), Newman (5), Ruettiger (11). **CS** - Maggi (2).

Clemson								Arizona State									
	IP	H	R	ER	BB	SO	AB	BF		IP	H	R	ER	BB	SO	AB	BF
Harman (L)	5.2	10	4	4	2	4	25	27	Leake (R)	8.0	8	4	3	1	7	32	33
Stoneburner (R)	2.0	4	3	3	2	1	10	12	Lambson (L)	1.0	1	0	0	0	2	4	4
R. Hinson (L)	0.1	0	0	0	0	1	1	1									
Totals	8.0	14	7	7	4	6	36	40	Totals	9.0	9	4	3	1	9	36	37

Win - Leake (16-1). **Loss** - Stoneburner (7-4). **Save** - Lambson (5).

Umpires: HP - Darrin Sealey, 1B - Mike Conlin, 2B - Jim Jackson, 3B - Chris Coskey

Start - 6:05 PM. **Finish** - 8:59 PM. **Time** - 2:54. **Attendance** - 4,381

Game 66 • Arizona State 8, Clemson 2

June 7, 2009 • Packard Stadium • Tempe, AZ

In game-two of the Tempe Super Regional on June 7, **Josh Spence** pitched a complete game four-hitter to lead #2 Arizona State to an 8-2 victory over #13 Clemson at Packard Stadium. **Spence** tossed the first and only complete game against the Tigers in 2009 to earn the victory. He yielded just four hits, two runs, and one walk with 10 strikeouts in keeping the Tiger batters off-balance. After **Jeff Schaus** gave the Tigers a 1-0 lead with a solo home run down the right-field line in the fourth inning, the Sun Devils plated five runs in the fifth inning to take the lead for good. Arizona State, who outhit the Tigers 11-4, added three insurance runs in the top of the ninth inning to seal its 21st trip to the College World Series. The Tigers added a run in the bottom of the ninth inning on **Ben Paulsen's** run-scoring single that plated **Chris Epps**. **Schaus** and **Paulsen** each had a hit and RBI to lead Clemson.

Arizona State 8									(49-12)									Clemson 2									(44-22)								
Player	AB	R	H	RBI	BB	SO	PO	A	Player	AB	R	H	RBI	BB	SO	PO	A	Player	AB	R	H	RBI	BB	SO	PO	A									
Maggi, SS	4	1	2	0	0	1	3	4	Epps, DH	4	1	1	0	0	1	0	1	Kipnis, CF	5	2	2	2	0	0	2	0									
Kipnis, CF	5	2	2	2	0	0	2	0	Freeman, 2B	4	0	0	0	0	0	1	0	Ramirez, C	2	1	1	0	2	0	10	1									
Ramirez, C	2	1	1	0	2	0	10	1	Schaus, LF	4	1	1	1	0	0	0	1	Calhoun, LF	5	2	1	2	0	1	1	0									
Calhoun, LF	5	2	1	2	0	1	1	0	Paulsen, 1B	4	0	1	1	0	2	14	1	Ri. Torrez, 1B	4	0	1	1	0	0	9	0									
Ri. Torrez, 1B	4	0	1	1	0	0	9	0	Parker, RF	3	0	0	0	1	1	0	0	Newman, RF	5	0	2	2	0	2	0	0									
Newman, RF	5	0	2	2	0	2	0	0	Boyd, CF	3	0	1	0	0	1	2	0	Ra. Torrez, 3B	4	0	0	0	0	2	0	0									
Ra. Torrez, 3B	4	0	0	0	0	2	0	0	Miller, SS	3	0	0	0	0	0	1	0	Ruettiger, DH	5	1	2	0	0	2	0	0									
Ruettiger, DH	5	1	2	0	0	2	0	0	Nester, C	3	0	0	0	0	2	8	1	MacPhee, 2B	2	1	0	0	2	0	2	3									
MacPhee, 2B	2	1	0	0	2	0	2	3	Sanders, 3B	3	0	0	0	0	0	1	1	Totals	36	8	11	7	4	8	27	9									
Totals	36	8	11	7	4	8	27	9	Totals	31	2	4	2	1	10	27	14																		

Score By Innings													R H E		
Arizona State	0	0	0	0	5	0	0	3	8	11	0				
Clemson	0	0	0	1	0	0	0	1	2	4	2				

E - Freeman (7), Dwyer (2). **DP** - Clemson 1. **LOB** - Arizona State 9, Clemson 3. **2B** - Maggi (5), Calhoun (15), Newman 2 (15). **HR** - Schaus (13). **HBP** - Ra. Torrez. **SH** - Maggi (6), Ramirez (2), Ri. Torrez (6). **SB** - Kipnis (26), Ri. Torrez (4), Ruettiger (12).

Arizona State								Clemson									
IP	H	R	ER	BB	SO	AB	BF	IP	H	R	ER	BB	SO	AB	BF		
Spence (L)	9.0	4	2	2	1	10	31	32	Dwyer (R)	4.1	4	3	3	3	7	16	20
									Vaughn (L)	4.0	6	4	3	1	1	16	19
									Lamb (L)	0.0	0	1	1	0	0	1	1
									Cruz (R)	0.2	1	0	0	0	0	3	4
Totals	9.0	4	2	2	1	10	31	32	Totals	9.0	11	8	7	4	8	36	44



#32 Trey Delk

RHP • R-R • 5-10 • 185 • 2VL

Elgin, SC • Spartanburg Methodist College

Aggressive righthander who was Clemson's Friday starter in 2009 when healthy...Clemson's coaches liked his reliability and steadiness on the mound...had a 6-2 record and 3.70 ERA in 25 career appearances (16 starts) over

two seasons...in 92.1 innings pitched, he allowed 99 hits (.271 opponents' batting average) and 37 walks with 75 strikeouts.

2009: Drafted in the 29th round (#883 overall pick) by the White Sox and signed in June...had a 4-1 record and 3.44 ERA in 11 starts...Clemson had an 8-3 record in his 11 starts...in 49.2 innings pitched, he allowed 53 hits and 22 walks with 41 strikeouts...had a 2-1 record, 2.70 ERA, and did not allow a homer in 26.0 innings pitched over six ACC regular-season starts...missed the latter stages of March and most of April due to a back injury...pitched 5.1 innings in a starting role, allowing four hits, one run, and one walk with five strikeouts to earn the win against Charlotte on Feb. 20...pitched 3.0 innings in a starting role, allowing three hits, one earned run, and one walk with four strikeouts to earn the win against #4 Georgia Tech on Apr. 26...pitched 5.0 innings in a starting role, allowing five hits, one run, and one walk with two strikeouts to earn the win against North Carolina-Wilmington on May 8; earlier in the day, he received his degree...pitched 6.0 innings in a starting role, allowing five hits and two runs to earn the win at N.C. State on May 14.

2008: Had a 2-1 record and 4.01 ERA in 14 appearances (five starts)...in 42.2 innings pitched, he allowed 46 hits (.271 opponents' batting average) and 15 walks with 34 strikeouts...did not allow more than three earned runs in any of his 14 appearances...Clemson had a 4-1 record in the five games that he started...pitched 2.0 innings in relief, allowing no hits, no runs, and one walk with two strikeouts at #14 South Carolina on Apr. 9; in his two appearances against his former team, he allowed only four hits, no earned runs, and two walks with five strikeouts in 7.2 innings pitched...pitched 7.0 innings in his first career start, allowing two hits, no runs, and two walks with seven strikeouts to earn his first career win at Western Carolina on Apr. 22...pitched 5.2 innings in a starting role, allowing three hits, two runs, and one walk with four strikeouts to earn the win at #25 Georgia Tech on May 11.

BEFORE CLEMSON: Spent the 2006 and 2007 seasons at Spartanburg Methodist College, where he was coached by Tim Wallace...#3 junior college prospect in South Carolina by **Perfect Game**...first-team all-region in 2007...member of the region champions in 2006 and 2007, and member of the district champions in 2007...spent the 2005 season at South Carolina, but he did not appear in a game...region player-of-the-year as a junior and senior at Lugoff-Elgin High, where he was coached by Randy Stokes...South Carolina Select team member as a senior.

PERSONAL: Graduated in May, 2009 with a degree in psychology...born Charles Randolph Delk III on Dec. 17, 1985 in Elgin, SC.

Delk's Career Stats

Year	ERA	W-L	G-S	SV	IP	H	R	ER	BB	SO
2008	4.01	2-1	14-5	0	42.2	46	23	19	15	34
2009	3.44	4-1	11-11	0	49.2	53	21	19	22	41
Totals	3.70	6-2	25-16	0	92.1	99	44	38	37	75



#28 Chris Dwyer

LHP • R-L • 6-2 • 200 • 1VL

Swampscott, MA • Salisbury (CT) School

Was a weekend starter during his entire freshman season, the only Tiger who could make that claim...was draft-eligible in 2009 despite only being a freshman; he was held back in school as a youngster and spent an extra year

in prep school.

2009: Drafted in the fourth round (#122 overall pick) by the Royals and signed in August; he became the first-ever first-year freshman from a four-year college selected in the Major League draft...had a 5-6 record and 4.92 ERA in 17 starts...in 86.0 innings pitched, he allowed 76 hits (.236 opponents' batting average) and 33 walks with 95 strikeouts...led the team in starts and strikeouts; no Tiger freshman had led Clemson in strikeouts since 1997...led the ACC in starts, tied for fourth in complete games, was fifth in strikeouts, and was ninth in opponents' batting average...did not give up his first extra-base hit until he had pitched

21.2 innings...pitched 6.2 innings in a starting role, allowing two hits, no runs, and one walk with nine strikeouts to earn the win against Charlotte on Feb. 21...pitched 5.0 innings in a starting role, allowing no hits, no runs, and no walks with three strikeouts against Furman on Mar. 3...pitched a complete game two-hitter to earn the win in the second game of a doubleheader against #5 Miami (FL) on Apr. 11; in 9.0 innings pitched, he allowed two hits, one run, and four walks with 10 strikeouts; he allowed only two runners to advance past first base and only one runner to advance past second base; he earned ACC Pitcher-of-the-Week honors; he was named to the Brooks Wallace Award National All-Star Lineup and was the Southeast Region Player-of-the-Week by *CollegeBaseballInsider.com*...pitched 8.2 innings in a starting role, allowing six hits, one run, and one walk with 13 strikeouts to earn the win against Oklahoma State in the Clemson Regional on May 31; it was the most strikeouts by a Tiger since 1998 and the most by a Tiger in an NCAA Tournament game since 1996; he earned Clemson Regional All-Tournament honors as one of two pitchers.

BEFORE CLEMSON: Drafted in the 36th round (#1100 overall pick) by the Yankees in 2008...Area Code Games, East Coast Pro Showcase, and Preseason Under Armour All-American All-Star...#3 prospect in Connecticut by **Perfect Game**...had a 7-0 record, 0.17 ERA, and 83 strikeouts, and allowed just 12 hits in 41.0 innings pitched as a junior at Salisbury (CT) School...pitched a no-hitter as a junior...hit .470 with five homers and 45 RBIs as a junior...had a 24-1 career record...first-team All-New England quarterback who passed for over 5,100 yards and 58 touchdowns along with 21 rushing touchdowns in his high school career...led his teams to a 38-2 record in four years as a starting quarterback, as he earned all-conference honors all four years...**Boston Globe** Player-of-the-Year in football as a senior...lettered five times in baseball, four times in football, and once in basketball at Salisbury School, where he was coached by Mark Leavitt.

PERSONAL: His sister Lindsay played soccer at Williams...his sister Lexi played soccer at Trinity...majoring in communication studies...born Christopher Paul Dwyer on Apr. 10, 1988 in Boston, MA.

Dwyer's Career Stats

Year	ERA	W-L	G-S	SV	IP	H	R	ER	BB	SO
2009	4.92	5-6	17-17	0	86.0	76	52	47	33	95



#45 Ryan Hinson

LHP • L-L • 6-2 • 220 • 4VL

Rock Hill, SC • Northwestern HS

Aggressive lefthander who had a 15-8 record, 3.69 ERA, and two saves in 85 career appearances (27 starts) over four seasons...the 85 appearances were fifth-most in school history...in 219.1 innings pitched, he yielded 213 hits (.255 opponents' batting average) and 97 walks with 200 strikeouts...drafted three times in his career.

2009: Drafted in the 10th round (#294 overall pick) by the Padres and signed in June...had a 2-1 record and 3.76 ERA in a team-high 28 appearances (two starts)...the 28 appearances tied for eighth-most in a season in school history...made a team-high 26 appearances in relief...in 38.1 innings pitched, he allowed 33 hits (.228 opponents' batting average) and 18 walks with 47 strikeouts...pitched 2.0 perfect innings in relief with two strikeouts to earn the win against Charlotte on Feb. 22...pitched 2.2 innings in relief, allowing three hits, no runs, and no walks with three strikeouts against #4 Georgia Tech on Apr. 24...pitched 2.2 innings in relief, allowing one hit and no runs with four strikeouts to earn the win against Maryland on May 2.

2008: Drafted in the 31st round (#924 overall pick) by the Pirates...had a 3-5 record, 4.74 ERA, and one save in 19 appearances (10 starts)...in 68.1 innings pitched, he allowed 84 hits and 22 walks with 62 strikeouts...in 17.2 innings pitched out of the bullpen, he had a team-best 3.06 ERA and 20 strikeouts against five walks...did not allow any of his 10 inherited baserunners to score...pitched 6.0 innings in a starting role, allowing six hits, one earned run, and no walks with five strikeouts at #3 South Carolina on Mar. 1...pitched 2.0 perfect innings with three strikeouts to earn the save against Elon on Mar. 26...pitched 7.0 innings in a starting role, allowing six hits, two runs, and one walk with eight strikeouts to earn the win at Maryland on Mar. 30; in two outings that week, he earned a save and victory, as he pitched 9.0 innings, allowing six hits, two runs, and one walk with 11 strikeouts to earn ACC Co-Pitcher-of-the-Week honors...pitched

2.0 hitless and scoreless innings in relief against #3 Florida State on May 5...pitched 2.1 innings in relief, allowing one run with three strikeouts to earn the win against #24 Georgia Tech in the ACC Tournament on May 24.

2007: Had a 6-2 record and 2.74 ERA in 19 appearances (14 starts)...in 82.0 innings pitched, he allowed 72 hits (.240 opponents' batting average) and 39 walks with 60 strikeouts...fifth in the ACC in ERA and sixth in the ACC in opponents' batting average...in the weekend rotation most of the year before moving to the bullpen in the last month...had a team-high three pickoffs...had a 5-2 record and 3.02 ERA in ACC regular-season games...had a 1-0 record, 2.53 ERA, and .189 opponents' batting average in 10.2 innings pitched in the postseason...had a 4-2 record and team-best 2.55 ERA as a starter...pitched 6.0 innings in a starting role, allowing four hits, one run, and one walk with five strikeouts at #4 South Carolina on Mar. 4...pitched 6.0 innings in a starting role, allowing three hits, one run, and two walks with six strikeouts to earn the win against Miami (FL) on Mar. 31...pitched 6.1 innings in a starting role, allowing one hit and no runs with five strikeouts to earn the win against #6 Virginia on Apr. 22...pitched 1.2 innings in relief, allowing one hit and no runs to earn the win at #10 Coastal Carolina in the Myrtle Beach Regional on Jun. 3; he entered the game with the bases loaded and one out in the sixth inning and kept the score tied by retiring both batters he faced in the frame...played for Chatham in the Cape Cod League in the summer, where he was 3-3 with a 4.58 ERA in seven starts; in 35.1 innings pitched, he allowed 38 hits and 12 walks with 35 strikeouts.

2006: Had a 4-0 record and 3.82 ERA in 19 appearances (one start)...in 30.2 innings pitched, he allowed 24 hits (.216 opponents' batting average) and 18 walks with 31 strikeouts...in his first career start, he pitched 5.0 innings, allowing six hits, one run, and three walks with seven strikeouts at #1 South Carolina on Apr. 5...pitched 3.0 scoreless innings, allowing one hit and no walks with a strikeout to pick up his first career save in the second game of a doubleheader at Boston College on Apr. 22...pitched 2.2 innings in relief, allowing one hit, no runs, and no walks with two strikeouts to earn the win against #13 Florida State on May 13...pitched 2.0 scoreless innings in relief, allowing one hit to earn the win against #4 Georgia Tech in the College World Series on Jun. 16.

BEFORE CLEMSON: Region player-of-the-year as a senior at Northwestern High School...MVP of the North Carolina vs. South Carolina All-Star game as a senior...all-region three times...Upperstate Player-of-the-Year as a junior and senior...earned team MVP honors twice...had a 10-0 record and 0.37 ERA as a senior...drafted in the 28th round (#858 overall pick) by the Red Sox...member of the South Carolina Select team...played in the CABA World Series and Select Games, where he was the team MVP...lettered five times in baseball at Northwestern High, where he was coached by Mitch Walters.

PERSONAL: Member of the ACC Academic Honor Roll in 2008-09...majoring in sport management...born Ryan Marshall Hinson on May 12, 1987 in Rock Hill, SC.

Hinson's Career Stats

Year	ERA	W-L	G-S	SV	IP	H	R	ER	BB	SO
2006	3.82	4-0	19-1	1	30.2	24	14	13	18	31
2007	2.74	6-2	19-14	0	82.0	72	33	25	39	60
2008	4.74	3-5	19-10	1	68.1	84	53	36	22	62
2009	3.76	2-1	28-2	0	38.1	33	20	16	18	47
Totals	3.69	15-8	85-27	2	219.1	213	120	90	97	200



#8 Clinton McKinney

RHP • R-R • 6-1 • 200 • 2VL

Greenville, SC • UNC Greensboro

Used his sidearm delivery to be effective in retiring righthanded batters...had a 7-6 record, 4.55 ERA, and two saves in 126.2 innings pitched over 83 appearances (two starts) in four years at the collegiate level, including two

seasons at Clemson...allowed just two homers in his career at Clemson.

2009: Drafted in the 48th round (#1441 overall pick) by the Rockies and signed in June...had a 4-0 record and 4.30 ERA in 13 relief appearances...in 23.0 innings pitched, he allowed 23 hits and eight walks with 22 strikeouts...had a team-high six pickoffs...pitched 3.0 innings in relief, allowing two hits, no runs, and no walks with three strikeouts to earn his first win as a Tiger in the first game of a doubleheader against Elon on Mar. 24...pitched 2.1 innings in relief, allowing two hits, one run, and one walk

with five strikeouts at #1 Georgia on Mar. 31...pitched a hitless and scoreless ninth inning with three strikeouts to earn the win against #19 Coastal Carolina on Apr. 21.

2008: Had an 0-0 record and 9.00 ERA in 15 relief appearances...in 13.0 innings pitched, he allowed 21 hits and seven walks with three strikeouts...had four pickoffs, most among Tiger pitchers...pitched a hitless and scoreless ninth inning in his first career appearance as a Tiger in the first game of a doubleheader against Mercer on Feb. 23.

BEFORE CLEMSON: Lettered at North Carolina-Greensboro in 2006 and 2007, where he was coached by Mike Gaski...in 55 appearances with the Spartans, he had a 3-6 record with a 3.97 ERA and two saves in 90.2 innings pitched...had a 3-1 record and 3.37 ERA in 34.2 innings pitched with 35 strikeouts against seven walks as a sophomore at North Carolina-Greensboro...member of the Valley League champions in 2006...AAA Player-of-the-Year, an all-state selection, and region MVP as a senior at Greenville High School...named to the North-South All-Star game as a senior...member of the state championship team as a senior...lettered four times in baseball and two times in football at Greenville High, where he was coached by Dave Delgado.

PERSONAL: Two-time member of the ACC Academic Honor Roll...majoring in management...born Clinton Coleman McKinney on Nov. 17, 1986 in Greenville, SC.

McKinney's Career Stats

Year	ERA	W-L	G-S	SV	IP	H	R	ER	BB	SO
2006*	4.34	1-5	33-2	1	56.0	57	34	27	29	33
2007*	3.37	2-1	22-0	1	34.2	33	17	13	7	35
2008	9.00	0-0	15-0	0	13.0	21	20	13	7	3
2009	4.30	4-0	13-0	0	23.0	23	12	11	8	22
Totals	3.62	7-6	83-2	2	126.2	134	83	64	51	93

Year	AVG	G-S	AB	R	H	2B	3B	HR	RBI	OB%	SB
2006*	.189	17-16	53	6	10	2	0	1	6	.259	0-0

* - UNC Greensboro



#10 Ben Paulsen

1B • L-R • 6-3 • 195 • 3VL
Acworth, GA • Kell HS

First-baseman who showed good power to all fields...son of Tiger Associate Head Coach Tom Riginos...a career .318 hitter with 45 doubles, five triples, 31 homers, 130 RBIs, and four steals in 182 games (170 starts) over three seasons...started each of the last 115 career games at first base...in five career games at Fluor Field in Greenville, SC, he was 15-for-22 (.682) with four doubles, two homers, 10 RBIs, and nine runs.

2009: Drafted in the third round (#90 overall pick) by the Rockies and signed in July...won the Mitchell Award, given to the team's most valuable player...first-team All-ACC by SEBaseball.com...hit .367 with 56 runs, 18 doubles, four triples, 13 homers, 61 RBIs, and three steals in 66 games (all starts at first base)...one of only three Tigers to start every game...led or tied for the team-lead in games, starts, batting average, hits (95), doubles, extra-base hits (35), RBIs, total bases (160), slugging percentage (.618), multi-hit games (28), multi-RBI games (18), and on-base percentage (.435)...his .367 batting average was the best mark by a Tiger since 2004...tied for 22nd in the nation in hits...tied for third in the ACC in hits, third in total bases, tied for third in triples, eighth in batting average, and ninth in slugging percentage...hit a team-high .401 with runners on base...had a team-high 24 two-out RBIs...named to the Clemson Regional All-Tournament team after going 7-for-18 (.389) with two doubles, two homers, five runs, and four walks in five games...went 4-for-4 with a triple and three RBIs in the second game of a doubleheader at Boston College on Mar. 28; he was 6-for-10 with four runs, two triples, one homer, five RBIs, and three walks in the series...went 3-for-3 with a double and three RBIs against Duke on Apr. 5; he was 7-for-12 (.583) with four runs, two doubles, two homers, and eight RBIs in the series...went 4-for-5 with a two-run homer against Furman at Greenville, SC (Fluor Field) on May 11...won the Omaha Challenge competition among position players in the fall of 2008.

2008: Hit .310 with 46 runs, 18 doubles, one triple, 13 homers, 49 RBIs, and a .393 on-base percentage in 58 games (all starts at first base)...led or tied for the team lead in runs, hits (70), doubles, total bases (129), extra-base hits (32), and slugging percentage (.571)...tied for ninth in the ACC in homers...had a team-tying-high 21 multi-hit games...committed only four errors (.992 fielding percentage)...went 2-for-2 with a homer, two runs,

four RBIs, and two walks against High Point on Feb. 27...went 2-for-4 with a homer and four RBIs at #2 Miami (FL) on Apr. 6; he was 6-for-12 with a double, two homers, and seven RBIs in the series...hit the game-tying, three-run homer with two outs in the ninth inning at Duke on Apr. 20...went 4-for-5 with a double, two runs, and two RBIs against Furman at Greenville, SC (Fluor Field) on May 7...hit a grand slam against #24 Georgia Tech in the ACC Tournament on May 24...played for Hyannis in the Cape Cod League in the summer, where he hit .290 with nine doubles, one triple, eight homers, and 33 RBIs in 44 games...second in the Cape Cod League in RBIs, tied for second in homers, and fifth in slugging percentage (.497)...starting first-baseman in the All-Star game and earned team MVP honors by going 2-for-4 with a two-run double...All-Cape Cod League pick...#11 Cape Cod League prospect by **Baseball America**.

2007: Hit .258 with 27 runs, nine doubles, five homers, and 20 RBIs in 58 games (46 starts, including 39 as the DH, six at first base, and one at third base)...had 14 multi-hit games...went 2-for-4 with three runs and a two-run homer (his first hit as a Tiger) against High Point on Feb. 21...went 5-for-5 with a double, homer, four runs, and six RBIs against Gardner-Webb on Mar. 27...went 3-for-5 with a double and three-run homer against #5 South Carolina on Apr. 25...played for Keene in the New England Collegiate Baseball League in the summer, where he hit .318 with two homers and 11 RBIs in 18 starts.

BEFORE CLEMSON: All-state as a senior at Kell High School...#135 prospect in the nation by **Perfect Game**...#5 prospect in Georgia by **Perfect Game**...lettered two times in baseball at Kell High, where he was coached by Donnie English.

PERSONAL: Son of Tiger Associate Head Coach Tom Riginos...majoring in management...born Benjamin Michael Paulsen on Oct. 27, 1987 in Plymouth, WI.

Paulsen's Career Stats

Year	AVG	G-S	AB	R	H	2B	3B	HR	RBI	OB%	SB
2007	.258	58-46	178	27	46	9	0	5	20	.332	0-0
2008	.310	58-58	226	46	70	18	1	13	49	.393	1-1
2009	.367	66-66	259	56	95	18	4	13	61	.435	3-4
Totals	.318	182-170	663	129	211	45	5	31	130	.393	4-5



#21 Matt Sanders

INF • R-R • 6-1 • 175 • 2VL

New Bern, NC • Young Harris (GA) College

Consistent hitter in his two seasons at Clemson...a career .296 hitter in 95 games (64 starts) over two seasons...had 14 doubles, five homers, and 38 RBIs in his career.

2009: Drafted in the 41st round (#1231 overall pick) by the Rockies and signed in June...hit .295 with 14 runs, five doubles, three homers, and 20 RBIs in 49 games (31 starts, including 24 at third base and seven as the DH)...hit .364 in 20 ACC regular-season games...hit .364 against top-25 ranked teams...12 of his 20 RBIs were two-out RBIs...hit a solo homer against South Carolina on Feb. 28...went 2-for-4 with a double and the game-winning sacrifice fly in the 10th inning at #2 North Carolina on Mar. 6...went 3-for-4 with a homer, four RBIs, and two runs against #5 Miami (FL) on Apr. 12; he was 6-for-9 (.667) with one homer and seven RBIs in the series...went 2-for-4 with an RBI at #2 Arizona State in the Tempe Super Regional on Jun. 6.

2008: Hit .297 with 20 runs, nine doubles, two homers, and 18 RBIs in 46 games (33 starts, including a team-high 26 at third base and seven at shortstop)...tied for the team lead with six sacrifice bunts...committed only five errors in 102 chances (.951 fielding percentage)...was 12-for-28 (.429) in the last eight games and 19-for-47 (.404) in his last 14 games...11 of his 18 RBIs came with two outs...went 3-for-5 with two runs and three RBIs at Wake Forest on Mar. 8...hit his first career homer against Western Carolina on Apr. 15...went 4-for-5 with a double and two RBIs at Central Florida on May 16...hit a game-tying, solo homer in the eighth inning at Central Florida on May 17...played for Wilson in the Coastal Plain League in the summer, where he hit .303 with four doubles, 19 RBIs, five steals, and a league-high 11 sacrifice bunts in 53 games...starting third-baseman in the Coastal Plain League All-Star game, where he went 1-for-2 with a run and RBI.

BEFORE CLEMSON: Played two seasons at Young Harris (GA) College, where he was coached by Rick Robinson...all-conference pick in 2007...played for New Bern in the Coastal Plain League in the summer of 2006, where he hit .255 with nine doubles, three homers, and 21 RBIs...junior-college all-state in 2006...hit .438 with 11 doubles and four homers in 2006...Sun

Journal Player-of-the-Year as a senior at New Bern High...**Sun Journal All-Area** as a junior and senior...all-conference as a junior and senior...AAAA all-state as a junior...lettered three times in baseball at New Bern High, where he was coached by Gary Smith.

PERSONAL: Majoring in economics...born Matthew Stanton Sanders on May 10, 1987 in New Bern, NC.

Sanders' Career Stats

Year	AVG	G-S	AB	R	H	2B	3B	HR	RBI	OB%	SB
2008	.297	46-33	128	20	38	9	0	2	18	.331	1-1
2009	.295	49-31	122	14	36	5	0	3	20	.336	1-1
Totals	.296	95-64	250	34	74	14	0	5	38	.333	2-2



#15 Graham Stoneburner

RHP • R-R • 6-0 • 185 • 2VL

Richmond, VA • Mills E. Godwin HS

Threw a hard fastball...had a 13-9 record, one save, and a 4.59 ERA in 36 career appearances (21 starts)...in 133.1 innings pitched, he allowed 148 hits (.282 opponents' batting average) and 40 walks with 123 strikeouts...had a 3.08 strikeout-to-walk ratio in his career...two-time All-ACC Academic team member.

2009: Drafted in the 14th round (#435 overall pick) by the Yankees and signed in August...All-ACC Academic team member...had a 7-4 record, one save, and 3.52 ERA in 20 appearances (seven starts)...in 64.0 innings pitched, he allowed 70 hits and 19 walks with 71 strikeouts...had a 3.74-to-1 strikeout-to-walk ratio...tied for the team-lead in wins, as his seven wins were the most by a Tiger since 2006...pitched 3.1 innings in relief, allowing three hits, no runs, and no walks with six strikeouts to earn the win against Michigan State at Greenville, SC on Mar. 11...pitched 6.0 innings in a starting role, allowing two hits, no runs, and one walk with seven strikeouts to earn the win against Presbyterian on Mar. 17...pitched 2.0 innings in relief with three strikeouts to earn his first career save against South Carolina on Apr. 8...pitched 1.1 innings in relief to earn the win against #5 Miami (FL) on Apr. 12...pitched 7.0 innings in a starting role, allowing five hits, one run, and two walks with 11 strikeouts to earn the win at Western Carolina on Apr. 14...pitched a scoreless 11th inning with two strikeouts to earn the win against #4 North Carolina in the ACC Tournament on May 23...pitched 4.2 innings in relief, allowing two hits, no runs, and no walks with five strikeouts to earn the win against Tennessee Tech in the Clemson Regional on May 29...played for Petersburg in the Coastal Plain League, where he was 1-2 with a 1.97 ERA in 32.0 innings pitched over seven appearances (six starts); he had 34 strikeouts against only 12 walks and did not allow a homer...named the league's #2 prospect by **Baseball America**.

2008: All-ACC Academic team member...had a 6-5 record and 5.55 ERA in 16 appearances (14 starts)...in 71.1 innings pitched, he allowed 78 hits and 21 walks with 52 strikeouts...tied for the team lead in wins and starts on the mound...in his first career appearance, he pitched 5.0 innings in a starting role, allowing three hits, no runs, and one walk with three strikeouts to earn the win against Mercer on Feb. 24; he allowed just one baserunner to reach second base and none to reach third base...pitched 6.0 innings in a starting role, allowing three hits, one run, and no walks with eight strikeouts to earn the win against Boston College on Mar. 16...pitched a two-hit shutout to earn the win against N.C. State on Mar. 23; he allowed two singles and one walk with seven strikeouts; he allowed just one N.C. State player to reach second base and none to reach third base; he was named National Pitcher-of-the-Week by **Perfect Game** and ACC Pitcher-of-the-Week...played for Hyannis in the Cape Cod League in the summer, where he was 2-2 with a 2.93 ERA in 30.2 innings pitched over seven starts; he allowed 12 walks and one homer with 30 strikeouts.

2007: Suffered a torn ACL in January and was lost for the season.

BEFORE CLEMSON: Lettered at Mills E. Godwin High School...#71 prospect in the nation by **Baseball America** and #128 prospect by **Perfect Game**...#6 prospect in Virginia by **Perfect Game**...first-team all-metro and second-team all-district as a junior...was 5-0 with an 0.21 ERA and 74 strikeouts in 43.0 innings pitched along with hitting .313 with 25 RBIs as a junior...member of the East Coast Professional Showcase...lettered four times in baseball and once in track at Mills E. Godwin High, where he was coached by John Marano.

PERSONAL: Three-time member of the ACC Academic Honor Roll...his brother Davis was a shortstop at James Madison

(2004-07) and was drafted by the Rangers in the ninth round in 2007...majoring in management...born Graham Chappell Stoneburner on Sept. 29, 1987 in Richmond, VA.

Stoneburner's Career Stats

Year	ERA	W-L	G-S	SV	IP	H	R	ER	BB	SO
2008	5.55	6-5	16-14	0	71.1	78	53	44	21	52
2009	3.52	7-4	20-7	1	64.0	70	29	25	19	71
Totals	4.59	13-9	36-21	1	135.1	148	82	69	40	123



#22 Matt Vaughn RHP • R-R • 6-3 • 215 • 4VL

Summerville, SC • Summerville HS

Became one of the top closers in the ACC...had the makeup and competitiveness of a proto-typical closer...had excellent leadership skills and was a two-time captain...had a 9-4 record, 3.66 ERA, and 16 saves in 81 appearances (three starts) in his career...his 81 appearances tied for sixth-most in school history and his 78 relief appearances were fourth-most in Clemson history...his 16 career saves tied for fourth-most in school history...in 128.0 innings pitched, he allowed 140 hits (.278 opponents' batting average) and 44 walks with 119 strikeouts.

2009: Team co-captain...won the Tiger Baseball Award, given to the team's best leader...All-ACC Academic team member...had a 4-1 record, a team-tying-high four saves, and a 2.80 ERA in 22 relief appearances...in 35.1 innings pitched, he allowed 11 walks with 24 strikeouts...had a 1-0 record and 1.98 ERA in 13.2 innings pitched over five post-season relief appearances...had a streak of 18.2 consecutive innings pitched without allowing an earned run over 11 appearances in the second half of the season...named to the **NCBWA** Stopper-of-the-Year Watch List in the midseason...pitched a perfect ninth inning with two strikeouts against South Carolina-Upstate on Mar. 18; he was the last of five righthanders who combined to pitch Clemson's first no-hitter since 1984...pitched 2.0 innings in relief with two strikeouts to earn the win at #24 Florida State on Mar. 21...pitched 2.0 innings in relief to earn the win against South Carolina on Apr. 8...pitched 3.0 innings in relief, allowing two hits, no runs, and one walk with three strikeouts to earn the win at South Carolina on Apr. 22...pitched 3.2 innings in relief, allowing three hits, no earned runs, and one walk with two strikeouts to earn the win against Oklahoma State in the Clemson Regional on Jun. 1; he struck out Mark Ginther with the potential tying run on second base to give the Tigers the Clemson Regional title.

2008: Team co-captain...won the Tiger Baseball Award, given to the team's best leader...had a 1-2 record, a team-best 3.15 ERA, and 11 saves in 30 appearances (one start)...in 40.0 innings pitched, he allowed 40 hits (team-best .256 opponents' batting average) and 12 walks with 43 strikeouts...tied for 18th in the nation in saves...third in the ACC in saves...made 30 appearances and 29 relief appearances, both team-highs...his 30 appearances tied for sixth-most in school history and his 29 relief appearances were sixth-most in school history...his 11 saves were third-most in school history...pitched 2.0 innings in relief, allowing two hits, no runs, and no walks with three strikeouts to earn the save at College of Charleston on Feb. 29...pitched 2.0 inning in relief, allowing no hits, no runs, and one walk with two strikeouts to record the save against N.C. State on Mar. 22.

2007: All-ACC Academic team member...had a 4-0 record, 2.75 ERA, and one save in 16 appearances (one start)...in 39.1 innings pitched, he allowed 41 hits and 14 walks with 37 strikeouts...pitched 2.0 innings in relief, allowing one hit and no runs with three strikeouts to record his first career save in the second game of a doubleheader against Pacific on Feb. 24...pitched 4.0 innings in relief, allowing two hits, no runs, and no walks with three strikeouts to earn his first career win against Duke on Mar. 18...pitched 4.2 innings in relief, allowing two hits, no runs, and two walks with four strikeouts to earn the win in the second game of a doubleheader against Boston College on May 6...played for Keene in the New England Collegiate Baseball League in the summer, where he had a 2-4 record and 4.02 ERA in seven appearances (six starts); in 40.1 innings pitched, he allowed 39 hits and six walks with 32 strikeouts.

2006: Had an 0-1 record and 10.12 ERA in 13 appearances (one start)...in 13.1 innings pitched, he allowed 22 hits and seven walks with 15 strikeouts...made the 25-man ACC Tournament roster, but did not travel to Omaha with the team...pitched 2.0 perfect innings in relief with three strikeouts against Elon on Mar. 22.

BEFORE CLEMSON: All-state pick and member of the state championship team as a sophomore at Summerville High School...lettered four times in baseball and four times in football at Summerville High, where he was coached by Burt Bazzle...standout quarterback at Summerville High under legendary Head Coach John McKissick, the nation's winningest high school coach...started at quarterback in McKissick's 500th career win against Wando High School...one of the top-50 quarterbacks in the nation by PrepStar...as a senior, he starred at quarterback alongside then-freshman A.J. Green, a current Georgia gridders who is one of the top wideouts in the country.

PERSONAL: Four-time member of the ACC Academic Honor Roll...his father Tim played football at South Carolina (1981)...graduated in May, 2009 with a degree in management...born Matthew Harold Vaughn on Jun. 13, 1986 in Warner Robins, GA.

Vaughn's Career Stats

Year	ERA	W-L	G-S	SV	IP	H	R	ER	BB	SO
2006	10.12	0-1	13-1	0	13.1	22	19	15	7	15
2007	2.75	4-0	16-1	1	39.1	41	19	12	14	37
2008	3.15	1-2	30-1	11	40.0	40	19	14	12	43
2009	2.80	4-1	22-0	4	35.1	37	15	11	11	24
Totals	3.66	9-4	81-3	16	128.0	140	72	52	44	119



#37 Adam Ward C • R-R • 5-9 • 165 • 3VL

Hanahan, SC • Hanahan HS

Former walk-on catcher who was a valuable backup for three seasons...one of the most respected players on the 2009 team...played 23 games (one start) in his career; he was 4-for-14 (.286) with one RBI, two runs, and two walks.

2009: Was 1-for-6 (.167) with two runs and two walks in 10 games, all off the bench...hit a pinch-hit single and scored a run against Michigan State on Mar. 10.

2008: Was 3-for-8 (.375) with one RBI in 10 games (one start as the DH)...had a hit in each of his first three at-bats of the season...was 3-for-6 as a pinch-hitter and led the team in pinch-hit hits...lined a run-scoring single in his first career official at-bat in the first game of a doubleheader against Mercer on Feb. 23.

2007: Appeared in three games behind the plate off the bench and made one plate appearance; he drew a walk against College of Charleston on May 15.

BEFORE CLEMSON: All-region as a junior and senior at Hanahan High...team captain as a senior...voted team MVP as a junior and senior...MVP of the 2003 Southern Prospect Showcase...member of the Dixie Majors state title team in 2003, 2004, and 2005, including being named player-of-the-game in the 2005 title game...member of the 2005 Dixie Majors World Series Championship team...lettered four times in baseball at Hanahan High, where he was coached by Brian Mitchell.

PERSONAL: Three-time member of the ACC Academic Honor Roll...graduated in May, 2008 with a degree in economics...born William Adam Ward on Jan. 12, 1986 in Hanahan, SC.

Ward's Career Stats

Year	AVG	G-S	AB	R	H	2B	3B	HR	RBI	OB% SB
2007	-----	3-0	0	0	0	0	0	0	0	1.000 0-0
2008	.375	10-1	8	0	3	0	0	0	1	.375 0-0
2009	.167	10-0	6	2	1	0	0	0	0	.375 0-0
Totals	.286	23-1	14	2	4	0	0	0	1	.412 0-0



#6 Stan Widmann INF • R-R • 5-11 • 180 • 4VL

Hurst, TX • L.D. Bell HS

Stepped in to be the everyday starter at shortstop in both of his first two years, but suffered a serious season-ending neck injury after playing in the first six games of 2007; he returned at full strength in 2008 despite nagging injuries that forced him to miss seven starts in 2008...had a strong arm...worked extremely hard on the field and in the weightroom...a career .284 hitter in 194 games (191 starts)...had 199 hits, 30 doubles, five triples, eight homers, 90 RBIs, 12 sacrifice flies, and 11 sacrifice bunts along with 39 steals in 42 attempts...was a perfect 17-17 on steals in ACC regular-season games in his career.

2009: Played one game...came off the bench to pinch-run against Charlotte on Feb. 21.

2008: Team co-captain...hit .238 with 30 runs, 10 doubles, one triple, two homers, 29 RBIs, and 14 steals in 54 games (52 starts, all at shortstop)...led the team in steals...made his inspirational return a successful one in the first game of a doubleheader against Mercer on Feb. 23; he singled and doubled in his first two plate appearances and scored a run after both hits...saw his streak of 25 steals in a row end when he was caught stealing in the second game of a doubleheader against Mercer on Feb. 23...went 2-for-5 with the game-winning, run-scoring single with two outs in the ninth inning in the second game of a doubleheader at Wake Forest on Mar. 9...hit a two-out, two-run single with two outs in the ninth inning to tie the score against North Carolina-Greensboro on Mar. 12; Alex Lee scored the winning run on an error on the play to give Clemson a 6-5 win...hit a pinch-hit, go-ahead sacrifice fly in the eighth inning at Maryland on Mar. 30...hit two homers with five RBIs against College of Charleston on May 13.

2007: Drafted in the 39th round (#1187 overall pick) by the Athletics...hit .409 with five runs, a double, triple, homer, six RBIs, a .458 on-base percentage, and three steals in six games (all starts at shortstop)...suffered a season-ending neck injury in late February and had surgery at the Mayo Clinic in Minnesota on March 27...did not commit an error in 25 chances in the field...went 2-for-4 with a solo homer against Pacific on Feb. 23.

2006: Hit .307 with a .373 on-base percentage in 67 games (all starts at shortstop)...had 12 doubles, two triples, a homer, and was 15-15 on steals...the 15 steals without being thrown out was the second-highest figure in school history...hit .310 in 28 ACC regular-season starts...hit .333 against top-25 ranked teams...had 19 multi-hit games...had four bunt singles...was 5-for-12 (.417) with 12 RBIs with the bases loaded...was 15-for-36 (.417) in the last nine games...hit a team-best .387 in eight NCAA Tournament starts...named to the Clemson Regional All-Tournament team after going 6-for-13 (.462) with two doubles, a homer, and four RBIs in three games...went 3-for-4 with two stolen bases against #25 Kansas on Mar. 10...went 2-for-3 with a walk and two stolen bases against #12 N.C. State on Mar. 26...went 3-for-5 with a double and two runs against #22 Wake Forest on May 18...hit a go-ahead, two-run single in the eighth inning in the first game of a doubleheader against #7 Georgia Tech in the ACC Tournament on May 27...went 3-for-5 with two RBIs against Elon in the Clemson Regional on Jun. 3...hit a go-ahead, two-run single with two outs in the eighth inning against #14 Oral Roberts in the Clemson Super Regional on Jun. 10...went 2-for-3 against #5 North Carolina in the College World Series on Jun. 18; he had two of the team's three hits...went 2-for-5 with a double and a steal against #2 Cal State Fullerton in the College World Series on Jun. 20...played for Falmouth in the Cape Cod League in the summer, where he hit .286 with five doubles, eight RBIs, and seven steals in 32 games.

2005: Hit .289 with seven doubles, four homers, and 25 RBIs in 66 starts (all at shortstop)...had seven sacrifice bunts...committed just four errors and had a .973 fielding percentage in 30 ACC regular-season games...went 3-for-5 with two bunt singles and two runs in the second game of a doubleheader at #6 Florida State on Apr. 3...went 2-for-4 with two runs and his first career homer against Duke on Apr. 10...went 2-for-4 with a homer, three RBIs, and three runs against #6 Georgia Tech on Apr. 29...hit a two-run homer against #8 Miami (FL) in the ACC Tournament on May 26...had three RBIs against North Carolina A&T in the Clemson Regional on Jun. 3...went 2-for-4 with the go-ahead two-run single with the bases loaded in the seventh inning at #6 Baylor in the Waco Super Regional on Jun. 11...played for Euless in the Texas Collegiate League in the summer, where he hit .239 in 109 at-bats (32 games).

BEFORE CLEMSON: Lettered four times in baseball at L.D. Bell High, where he was coached by Paul Gibson...played in an All-America game in Albuquerque, NM...all-state as a senior...chosen to play in the inaugural AFLAC All-American High School Baseball Classic in Fort Myers, FL prior to his senior season.

PERSONAL: Graduated in December, 2008 with a degree in sport management...first Tiger from the state of Texas since 1993...pronounced WIHD-mihnn...born Stanley Ray Widmann on Aug. 25, 1985 in Fort Worth, TX.

Widmann's Career Stats

Year	AVG	G-S	AB	R	H	2B	3B	HR	RBI	OB% SB
2005	.289	66-66	232	36	67	7	1	4	25	.333 7-8
2006	.307	67-67	241	39	74	12	2	1	30	.373 15-15
2007	.409	6-6	22	5	9	1	1	1	6	.458 3-3
2008	.238	54-52	206	30	49	10	1	2	29	.297 14-16
2009	-----	1-0	0	0	0	0	0	0	0	----- 0-0
Totals	.284	194-191	701	110	199	30	5	8	90	.340 39-42

THIS IS CLEMSON UNIVERSITY

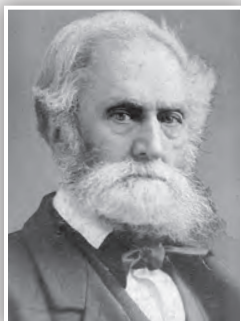
FOUNDED 1889



Clemson has a rich military history that dates from the founding of the school in the late 1800s to today. In fact, only West Point and Texas A&M turned out more officers in World War II. The Military Heritage Plaza in front of Tillman Hall was created to honor the University's history as a military institution and to honor Clemson alumni who have served the country in times of war.



University Profile



University founder Thomas Green Clemson (pictured left) was born in Philadelphia, PA and educated in the United States and Europe. A champion of formal scientific education, he had a life-long interest in agricultural affairs and farming.

He came to the South Carolina Foothills when, in 1838, he married Anna Maria Calhoun, daughter of South Carolina's famous statesman John C. Calhoun.

In the post-Civil War days of 1865, Thomas Clemson looked upon a South that lay in economic ruin, once remarking "this country is in wretched condition, no money and nothing to sell. Everyone is ruined, and those that can are leaving."

Thomas Clemson's death on April 6, 1888 set in motion a series of events that marked the start of a new era in higher education in South Carolina. In his will, he bequeathed the Fort Hill plantation and a considerable sum from his personal assets for the establishment of an educational institution that would teach scientific, agriculture, and the mechanical arts to South Carolina's young people.

In November 1889, Gov. John Peter Richardson signed the bill accepting Thomas Clemson's gift, which established the Clemson Agricultural College, with its trustees becoming custodians of Morrill Act and Hatch Act funds made available for agricultural education and research purposes by federal legislative acts.

Although he also is remembered for other accomplishments, Thomas Clemson made his greatest historical contribution when his life became intertwined with the destiny of educational and economic development in South Carolina.

Clemson College formally opened in July of 1893 with an enrollment of 446. From the beginning, the college was an all-male military school. It remained this way until 1955 when the change was made to "civilian" status for students, and Clemson became a co-educational institution. In 1964, the college was renamed Clemson University, as the state Legislature formally recognized the school's expanded academic offerings and research pursuits.

More than a century after its opening, the University provides diverse learning, research facilities and educational opportunities, not only for the people of the state, as Thomas Clemson dreamed, but for thousands of young men and women throughout the country and the world.

The Clemson Education

• **U.S. News & World Report** ranked Clemson the leading university in South Carolina and #22 among the nation's top public universities in August of 2009. The university's goal is to be one of the top-20 public universities in the nation. Clemson has improved 52 spots since 1997.

• Clemson features a diverse curriculum...there are 68 undergraduate degree and 111 graduate degree programs.

• In 2006, Clemson was selected for a chapter of

Phi Beta Kappa, the most prestigious honor society.

• Clemson's five different colleges include Agriculture, Forestry, & Life Sciences; Architecture, Arts, & Humanities; Business & Behavioral Science; Engineering & Science; and Health, Education, & Human Development.

• The Calhoun Honors College strives to enrich the educational experience of highly-motivated, academically-talented students by providing opportunities for scholarship and research not ordinarily available to undergraduates. Established in 1962, it is the oldest honors program in the state.

• **Kiplinger's** magazine ranks Clemson #33 among public institutions in its roundup of institutions providing a top-quality education at a reasonable price.

• Nine graduate programs within the College of Engineering & Science are among the nation's top 35 according to the 2008 edition of **U.S. News & World Report** guide to graduate programs. That includes a #15 national ranking for the environmental science program. Civil engineering's undergraduate program is also among the top 15.

• The Program for Educational Enrichment and Retention (PEER) helped bring Clemson's graduation rate of African-American engineering students to the highest in the nation among predominantly non-historically black schools.

• Clemson's College of Engineering and Science grants more than two-thirds of all engineering degrees in South Carolina and enrolls nearly 75 percent of the state's engineering students.

• Clemson was named the #1 place to work in academia by **The Scientist** in 2007.

• Clemson's Center for Advanced Engineering Fibers & Films was designated a national engineering research center by the National Science Foundation, one of only 20 in the nation.

• In a poll of leading architecture firms and the editors of **Design Intelligence**, the school of architecture ranked #2 in the south and #20 in the nation.

• **Design Intelligence** ranked Clemson's graduate architecture program #13 among professional graduate schools and the #5 public school for architecture in the country.

• The **Unofficial, Unbiased, Insider's Guide** to the 328 Most Interesting Colleges cited Clemson as a top school in career preparation.

General Information

Founded:	1889
Total Enrollment (2008-09):	18,317
Undergraduate Enrollment (2008-09):	14,713
Graduate Enrollment (2008-09):	3,604
Freshman Class Enrollment (2008-09):	2,923
Average SAT of 2008-09 Freshmen:	1,223
Freshmen in Top-10 Percent of Class:	52%
Freshman-Year Retention Rate:	91%
Degrees Awarded in 2008:	2,779
Undergraduate Degree Programs:	68
Graduate School Degree Programs:	111
Full-Time Teaching Faculty Members:	1,223

Cooper Library

- The Institute for International Sports named Clemson one of four universities as an All-American Sportsman-ship School in 2008.
- **Business Week** ranked Clemson's undergraduate business school #22 among public universities.



The Clemson Experience

- Whether it is walking to the Hendrix Student Center to have a milkshake, or taking a stroll through the State's Botanical Gardens, or even taking part in a pickup basketball game at Fike Recreation Center, there are plenty of activities for Clemson students when they are not in the classroom.
- Clemson has 315 student organizations active on campus, including 22 fraternities and 14 sororities. There are organizations related to every course of study, groups such as the Accounting Club and the American Institute of Architects. For students who enjoy writing or photography, **The Tiger**, the campus newspaper, TAPS, the university yearbook, and **Semantics**, the student are and literary magazine, are available.
- Clemson's Habitat for Humanity Chapter was named 2008 Campus Chapter-of-the-Year for its relationship with Pickens County and for being a leader in green building practices.
- Located in the Edgar Brown Union are the offices of both undergraduate and graduate student government, which gives students the opportunity to influence campus policy.
- Fike Recreation Center, which recently completed a renovation and expansion project, has a host of opportunities for students to let off steam through physical activity. Inside Fike is an eight-lane swimming pool, a diving tank, two gyms used for basketball and other activities, various weightlifting facilities, and room for aerobics. Outside Fike are spacious fields used for the extensive intramural program and for student enjoyment. There are indoor and lighted outdoor tennis courts across the street at Hoke Sloan Tennis Center.

The Clemson Facilities

- The Hendrix Student Center is a 108,000 square-foot facility in the heart of Clemson's campus that contains

a convenience store, food court, movie theater, and bookstore. The center has 15,000 square feet of meeting rooms and a 2,600-square-foot student lounge. It is also the home of the Michelin Career Center, student media, and Campus Life offices, which provide venue management and event planning for the Hendrix Student Center, Edgar Brown Union, Littlejohn Coliseum, Tillman Auditorium, and a variety of outdoor venues.

- The main university library, Robert Muldrow Cooper Library, is situated in the center of campus. The library has become one of the national leaders in automated information retrieval. Its bibliographic records are accessible from anywhere in the world, easing the task of finding information in its collections, which total more than 1.7 million items. Numerous periodical indexes are housed online and available for automated searching. The collections are particularly strong in agriculture, natural and physical sciences, economics, and technology. Of special interest are the James F. Byrnes and Edgar A. Brown Rooms, which have the collections of papers of these statesmen.
- The Michelin Career Center can help with planning and finding summer and full-time employment. The office assists in career counseling and planning, searching for a job, preparing resumés, and developing job interview strategies. Resources include staff expertise, books, videotapes, and literature provided by companies and agencies. Clemson has developed one of the best automated placement systems in the country, allowing students to research employers and sign up for interviews from any mainframe computer terminal on campus.

The Clemson Faculty

- Clemson's student-to-faculty ratio of 14-to-1 gives the faculty the opportunity to interact with many of the students on a one-on-one basis. Critical thinking, problem solving, creative learning, and self-development are just a few of the characteristics emphasized in the classroom.
- The Clemson faculty includes 33 Fulbright Scholars along with 59 endowed chairs, named professorships, and alumni professorships.
- Over 500 institutions of higher learning that promote excellence in teaching, research, and scholarship are represented among Clemson's faculty.

- Over 86 percent of the faculty hold doctorates, the highest degree in their field, and many have achieved special academic recognition. Many have been honored by colleagues and students as master teachers for their excellence in the classroom and by Outstanding Educators of America.

The Clemson Student

- **Time Magazine** ranked Clemson its "Public College-of-the-Year" in 2000.
- **The Princeton Review** ranked Clemson students the nation's #1 "Happiest Student Body" in 2008.
- Clemson's total enrollment of 18,317 represents 50 states and 89 foreign countries.
- Clemson features a competitive student body, and thus a degree that has meaning. The 2008-09 entering freshman class achieved an average SAT score of 1,223. It is one of the highest scores ever attained by Clemson's entering students and again leads the state's public colleges and universities.
- Since 1993, honors students have accounted for more than 10 percent of the freshman class, and 52 percent of 2008-09 incoming freshmen graduated in the top-10 percent of their high school class.
- Clemson has a mentoring program to help students prepare and compete for Rhodes, Truman, Marshall, and Fulbright Scholarships.

Famous Alumni

- **Rudolph Anderson, Jr.** - Only casualty of the Cuban Missile Crisis when his U-2 spy plane was shot down
- **David Beasley** - South Carolina governor (1995-99)
- **Robert H. Brooks** - Founder of Naturally Fresh Foods and president of Hooters of America
- **James F. Byrnes** - U.S. Secretary of State (1945-47)
- **Richard C. Davis** - Founder of Trademark Properties
- **Brian Dawkins** - Eight-time Pro Bowl safety
- **Jimmie Dyess** - U.S. Marine Corps soldier and Medal of Honor recipient after being killed in World War II
- **Harvey Gantt** - Charlotte (NC) mayor (1983-87) and first African-American graduate of Clemson University
- **Lucas Glover** - U.S. Open Golf Champion (2009)
- **Mark Hammond** - South Carolina Secretary of State
- **Fiona Hutchinson** - "One Life to Live" actress
- **Kristie Kenney** - U.S. Ambassador to the Philippines
- **Joseph Blake Mundy** - Political activist
- **Nancy O'Dell** - Miss South Carolina (1987) and host of "Access Hollywood"
- **Gary Parsons** - President and CEO of XM Satellite Radio
- **Bob Peeler** - South Carolina lieutenant governor (1995-03)
- **Jane Robelot** - Former **CBS News** anchor
- **George H. Ross** - Executive vice president of Trump Organization and an advisor on "The Apprentice"
- **Strom Thurmond** - U.S. Senator (1954-03)
- **James Michael Tyler** - Gunther on "Friends"
- **Shawn Weatherly** - Miss Universe (1980)
- **David Wilkins** - U.S. Ambassador to Canada (2005-09)



President's Park Rotunda

Vickery Hall

Since its inception in 1991, the Student-Athlete Enrichment Programs have provided student-athletes a continued commitment to excellence. Our approach is to address the total student-athlete, and we are committed to coaching our student-athletes to success in the academic, personal growth, career, and community service arenas.

As an original member of the NCAA CHAMPS/Life Skills Program, we provide opportunities and services to address the changing needs and skills of student-athletes during college and after graduation. This program was selected for the FBS Athletic Director's Association "Program of Excellence" Award, a lifetime award recognizing CHAMPS/Life Skills excellence.

Clemson's commitment to provide its student-athletes with the best facilities is evident in many ways. From the soaring upper decks of Memorial Stadium and the beautiful WestZone, to the "New Littlejohn Coliseum," to the state-of-the-art strength training facility, young men and women from all of Clemson's intercollegiate varsity sports have the best in facilities for both training and competition.

The Student-Athlete Enrichment Programs are housed in Vickery Hall, located in the center of campus. The \$3-million structure is as impressive aesthetically as other athletic facilities. It recently underwent \$300,000 in renovations to further assist our student-athletes in the classroom. But the importance of Vickery Hall to Clemson student-athletes is not found in the structure itself, but in the many programs that the building houses.

Vickery Hall opened in the fall of 1991 and was the first facility in the country constructed solely to provide academic support to student-athletes. The two-story, 27,000 square-foot building is open all day and into the evening hours to accommodate the student-athletes' extended schedules.

Vickery Hall programs are dedicated to providing a holistic, educational experience by inspiring an environment of respect, integrity, and excellence. Through these services, Vickery Hall guides and encourages each

individual to reach his or her full potential as a student, athlete, and citizen.

Academic Commitment

Clemson's 19 sports programs had an overall GPA of 2.97 for the 2009 spring semester, the highest on record. Additionally, 242 of the 448 student-athletes (54 percent) were named to the Academic Honor Roll (3.0 GPA or better). That is a record for the highest percentage of student-athletes on the Academic Honor Roll for one semester.

"We are very pleased with the work of Becky Bowman and her staff," said Athletic Director Terry Don Phillips. "They put in countless hours and their hard work has led to these consistent, excellent results. I also want to compliment our coaches, who have made academics a priority."

The 2009 baseball team had 16 players make the ACC Academic Honor Roll for the 2008-09 academic year. The Tigers also had four players (Mike Freeman,

Jason Stolz, Graham Stoneburner, Matt Vaughn) on the All-ACC Academic baseball squad.

Athletic Commitment

It was a noteworthy year for Clemson athletics in 2008-09. From a team standpoint in the high-profile sports of football, basketball, and baseball, Clemson played in a bowl game, the NCAA Men's Basketball Tournament, and the NCAA Baseball Tournament in the same year for the first time since the 1997-98 academic year. It was just the eighth time in history that it played in all three major postseason events in the same academic year, as Clemson was one of just 13 schools to do so.

Clemson received team bids to NCAA Tournaments in women's volleyball, men's basketball, women's tennis, rowing, men's golf, and baseball, and the Tigers were ranked in the top 25 of the final polls in men's basketball, women's tennis, rowing, men's golf, men's indoor track & field, and baseball.

Vickery Hall Staff



Rebecca Bowman
Associate Athletic Director,
Academic Services



Bobby Douglas
Director of Academic
Services, Baseball



Emily Ahrens
Learning Specialist



Raeneeva Banks
Learning Specialist



Lawson Clary
Athletic Academic
Advisor



Wayne Coffman
Athletic Academic
Advisor



Steve Coleman
Technical Consultant



Karen Countryman
Administrative Assistant



Brad Henderson
Learning Specialist



Maria Herbst
Learning Specialist



Priscilla Kanet
Tutor/Mentor
Coordinator



Yashica Martin
Athletic Academic
Advisor



Leslie Moreland
Athletic Academic
Advisor



Ginty Porter
Athletic Academic Advisor,
CHAMPS/Life Skills Coordinator



Lindsey Ricketts
Administrative Assistant



Reggie Simpkins
Athletic Academic Advisor,
Career Development

Graduation Ceremony in Littlejohn Coliseum



It was a landmark year for the Tiger rowing program. Richard Ruggieri led Clemson to a team bid in the NCAA Championships for the first time and the varsity 4+ boat won the national title.

There were many remarkable individual performances as well. In addition to the women in the National Championship varsity 4+ boat (Allison Colberg, Callen Erdeky, Lydia Hassell, Kelly Murphy, Meredith Razzolini), Jacoby Ford won the NCAA title in the 60m indoors. Kyle Stanley won the Ben Hogan Award as the nation's top golfer and finished second at the NCAA Championships.

Career Development Commitment

The Career Enhancement Program provides student-athletes an opportunity to develop and meet

their career aspirations by participating in various seminars. We coordinate with the academic colleges, the Michelin Career Center, and through athletic contacts to provide student-athletes with job-searching skills and strategies, internships, practical experiences, and help in securing summer employment. They are designed to address specific career opportunities and provide related information about the student-athletes for each year.

One major aspect of the Career Enhancement Program is to focus on building a resumé and interviewing techniques. This segment is designed to better prepare our student-athletes for full-time employment. Another aspect utilizes the resources available to the University, alumni center, and athletic department. The staff works to establish a network of businesses, companies, and



executives who will assist with providing internship and employment opportunities.

The Student-Athlete Enrichment Programs have a career counselor on staff, so career advice is readily available in Vickery Hall. Unique to our program, the career counselor works closely with the Michelin Career Center and SAEF staff. This link between athletics and the Michelin Career Center provides student-athletes the most up-to-date information and resources in career development, and preparation for entrance into the job market upon graduation.

Personal Development Commitment

One of the most important programs in Vickery Hall that helps student-athletes reach their full potential and successfully engage in their college experience is the Personal Growth & Development program. One key component is a first-semester freshman class designed to assist student-athletes in making a successful transition into the university along with athletic life. All first-semester freshmen attend a semester-long series of workshops, targeting the transitional issues of time management, organizational strategies, health and wellness issues, athletic performance, diversity issues, career orientation, and community service training.

Throughout the academic year, all student-athletes are required to attend large-group programs, which focus on pertinent social, health, and athletic issues.



THE DICK HENDLEY COMPUTER ROOM





James F. Barker

President
Clemson '70



As an architect, James F. Barker is a rarity among major university presidents and he has often wondered why. He believes architecture is the ideal background for the challenges of university leadership, as it strikes the right balance between art and science, the creative, and the practical.

"I often tell people I learned everything from plumbing to poetry in architecture school, and I use every bit of that knowledge as president of Clemson University," Barker said.

Add to that his love of sports and his college experience as a varsity athlete on Clemson's track team, and Barker is the total package.

The 1970 Clemson graduate became president in 2000 with a vision and mandate from the Board of Trustees to lead Clemson to the top ranks of public universities...an institution that attracts outstanding faculty and students, provides an unmatched educational experience, and helps drive innovation and economic development for the state.

During his presidency, the University has harnessed the competitive, can-do spirit of the Clemson family to help improve the quality of a Clemson education and the value of a Clemson degree.

It has climbed from #39 to #22 among public universities in the **U.S. News & World Report**, which also recognized Clemson in its 2009 guide as an "up and coming" institution.

In the last decade, Clemson has also:

- been granted a chapter of Phi Beta Kappa, America's oldest and most prestigious undergraduate honor society in the arts and sciences.
- been recognized for value and affordability by **Kiplinger's** and **Smart Money** magazine, and twice

ranked #1 among the "Best Places to Work in Academia" by **The Scientist** magazine.

- developed and implemented an academic "Road Map" with eight emphasis areas aligned with South Carolina's economic needs.
- created an Academic Success Center to help undergraduates learn and succeed. Retention rates for freshmen have gone up and graduation rates rose from 71 percent in 2001 to 78 percent in 2008. According to the National Survey of Student Engagement, 91 percent of Clemson seniors would choose Clemson again.
- strengthened its cyberinfrastructure and information technology capabilities, and connected to national high-speed research networks.
- been ranked as high as #61 on the top-500 list of supercomputing sites.
- launched major education and research-based economic initiatives, including the Clemson University International Center for Automotive Research (CU-ICAR) in Greenville, the Center for Advanced Materials in Anderson County, and the Clemson University Restoration Institute in North Charleston, all in conjunction with the South Carolina Centers of Economic Excellence program.
- developed an innovative undergraduate research program called "Creative Inquiry," which pairs small teams of students with a senior faculty member on multi-year voyages of discovery.
- created the Bridge to Clemson program to help students make the transition from the state's technical and community colleges to Clemson.
- set records for student applications (undergraduate and graduate levels), private giving, external-research support, and study-abroad participation.



Working with state leaders and private industry partners, he has steered Clemson into a greater economic development role. The first phase of the CU-ICAR campus near I-85 is complete and graduate students in automotive engineering are studying at its Campbell Graduate Engineering Center.

Leading the academic and research program are distinguished professors in endowed chairs supported by BMW, Michelin, and Timken. The Restoration Institute is spearheading research and public education efforts to improve watershed management and restore water quality in the state.

He is a leading voice in higher education, not only in the state but nationwide. He currently chairs the Division I Committee of the NCAA Board of Directors and delivered a keynote address at a symposium in Washington on global best practices in science & technology parks. It was sponsored by the U.S. National Academy of Sciences in cooperation with the Association of University Research Parks, as his topic was CU-ICAR.

For his leadership, he has received the Order of the Palmetto, the state's highest civilian honor, and The Cliff's Business Person-of-the-Year Award from **Greenville Magazine**. He has also received the James T. Rogers Meritorious Service Award from the Southern Association of Colleges & Schools.

As Clemson's president, Barker remains committed to the classroom. Each spring, he is part of a team that teaches a course exploring "a sense of place" in architecture, literature, and history.

In presenting Barker with the Distinguished Alumnus Award in 2005, Washington University Chancellor Mark Wrighton said, "James F. Barker has taken the architectural skills and knowledge required to design a building and applied them to the future of a university. His architect's vision, collaborative instincts, and sense of place are rapidly pushing Clemson up through the ranks of the nation's top public universities.

"He has become a leader in national academic circles by creating a new model of education, building interdisciplinary partnerships among the professional schools and the basic curriculum by tearing down artificial walls between disciplines."

A native of Kingsport, TN, Barker earned his bachelor of arts degree from Clemson in 1970 and his master of architecture & urban design degree from Washington University in 1973. He and his wife Marcia have two sons and one grandchild.





Dr. Terry Don Phillips

**Athletic Director
Arkansas '70**



On June 30, 2009, Clemson's football staff moved into the West Endzone at Memorial Stadium. It was a day of physical exertion for a lot of coaches, but the football staff performed the strenuous activity with smiles on their faces because the move meant the completion of Phase II of the West Endzone project, which has brought the Clemson football facilities to among the best in the nation.

It was also a day that brought a smile to the face of Clemson Athletic Director Terry Don Phillips, who had been working toward that day before he arrived on campus seven years ago. The creation of the West Endzone facility is another in a long line of accomplishments for Phillips throughout his 30-year career in athletic administration.

His vision was to create a top-of-the-line facility for the football program, but at the same time have a positive effect on the total sports program. The facility at Memorial Stadium creates more office space, new locker rooms, and training room and strength training facilities for the Olympic sports programs.

There have been many facility and infrastructure enhancements since Phillips came to Clemson and they have led to a quality all-around program. In 2008-09, Clemson played in the NCAA Men's Basketball Tournament, the NCAA Baseball Tournament, and a bowl game, one of just 13 schools nationally to participate in all three. It was also the first time Clemson had done that in 11 years.

The men's basketball program reached the NCAA Tournament for the second straight year and finished in the top 25 of the **AP** poll for the second consecutive year, a first in school history. The rowing program had a remarkable year, winning its first ACC title, and the Varsity 4+ won the national title. The volleyball team played host to the NCAA Tournament for the second year in a row and the women's tennis team finished in the top 20 (#11) for the seventh straight year.

The baseball team won an NCAA Regional and had a #14 final ranking, the golf team finished #6 in the Sagarin ratings, and the indoor track team finished 23rd at the NCAA Championships. Overall, six programs earned NCAA Tournament berths.

Academically, 17 of the 19 programs were above the national average for public institutions in terms of APR scores. In the 2009 spring semester, the 19 programs had a 2.97 combined GPA, the highest on record, and 54 percent of the student-athletes made the Academic Honor Roll.

These statistics and accomplishments were contributing factors to his selection as one of the top-100 Most Influential Sports Educators in America in 2008 by The Institute for International Sport at the University of Rhode Island. Its objective involved a four-year process and resulted in a list that spans scholars, Olympians, coaches, and other industry leaders "who have

creatively and effectively used sport in the very best way as a means to educate and shape positive values."

Phillips' athletic career and academic pursuits epitomize that desire. Perhaps still the only Division I athletic director with both a doctorate and law degree, he uniquely blends the discipline and inspiration created on each side of campus. In his eighth year at Clemson, he has firmly put his imprint on the University and Tiger athletics by creating a balanced, positive environment for success that emphasizes academic integrity, student-athlete welfare, and competing at the highest levels with unequivocal NCAA compliance.

Phillips was recognized nationally for his performance at Clemson in 2006 when he was honored by the NACDA (National Association of Collegiate Directors of Athletics) as the 2005-06 GeneralSports Turf Systems Athletic Director-of-the-Year for the Southeast Region of the FBS. He was one of just four FBS athletic directors honored at the annual convention.

Excellence in academics has been a constant on his resumé. He has an undergraduate degree from Arkansas (1970), a master's degree from Virginia Tech (1974), a doctorate degree from Virginia Tech (1978), and a law degree from the University of Arkansas School of Law (1996). He is a member of the Arkansas Bar, American Bar Association, and Sports Lawyers Association.

He remains a classroom presence by teaching a sports law section in the Accountancy & Legal Studies department. In addition, he is past chair of the NCAA Division I Infractions Appeals Committee. He has written on diverse areas, such as antitrust and the NCAA, student-athlete welfare, alternative dispute resolution, and Title IX. His doctoral dissertation on Title IX involved a historical review of the law and was the first

national study of Title IX implications on college athletic programs. This research spawned his intent and desire to study law.

Prior to coming to Clemson, he served as athletic director at Oklahoma State. Football was transformed from a perennial losing status to defeating Oklahoma during five of the eight years he was associated with Oklahoma State (1994-02). For this, he received the National Football Foundation Oklahoma Chapter Outstanding Contribution to Amateur Football Award in 2002. Additionally in 2006, he was named one of the top-25 most influential people in the history of Oklahoma State Athletics by **Go Pokes Magazine**.


When it came to success on the field and in the classroom, Oklahoma State's programs were among the Big 12's best. The program achievements included two national titles in men's golf, a men's basketball Final Four appearance, two trips to the men's College World Series, 13 Big 12 titles, and 11 individual national champions along with 53 academic All-Americans. Before leading Oklahoma State, he served as senior associate athletic director at Arkansas from 1988-94.

Phillips served as athletic director at Liberty (1980-81) and Louisiana-Lafayette (1983-88). He was an assistant athletic director at Missouri (1981-83) and began his administrative career in 1979 as an assistant athletic director at Florida.

He began his career in college athletics coaching football. He started as a graduate assistant at Arkansas (1970,71). He moved on to Virginia Tech as an assistant coach (1971-78) before joining the ranks of athletic administration. At Virginia Tech, he served on staffs that included future Clemson Head Coaches Charley Pell and Danny Ford.

Winning has been on Phillips' resumé since his playing days at Arkansas. He lettered on three Frank Broyles teams (1966,68,69), where he and his brother Loyd, an Outland Trophy winner, were starting defensive tackles, the first brother combination to start together under Broyles. Arkansas had a 27-5 record in the three years, played in two Sugar Bowl games, and played in the memorable 1969 National Championship game against Texas.

Phillips has two children (John Dennis, Sarah-Jane) and three stepchildren (Meagan, a junior and proud member of Tiger Band, Marshall, Madison). His wife Tricia is a graduate of the University of Missouri School of Journalism and earlier enjoyed a career in athletics and development. She is active in the Clemson and Seneca communities.





David Abernethy
Senior Assistant Strength &
Conditioning Coach



Rick Bagby
Director of Athletic
Video Services



Joey Batson
Director of Strength &
Conditioning



K.C. Bell
Assistant Supervisor of
Athletic Grounds



Michelle Bensman
Assistant Athletic Trainer



Sam Blackman
Senior Associate Sports
Information Director



Tim Bourret
Assistant Athletic Director,
Sports Information



Dr. Larry Bowman
Team Orthopedic Surgeon



Rebecca Bowman
Associate Athletic Director,
Academic Services



Jermile Brooks
Assistant Athletic Trainer



Donna Bullock
Assistant Athletic Trainer



Steve Coleman
Technical Consultant



Bobby Couch
Executive Director of
Major Gifts, IPTAY



Bill D'Andrea
Senior Associate Athletic
Director, External Affairs



Bobby Douglas
Director of Academic Services,
Baseball



Mike Echols
Supervisor of Athletic Grounds



Stephanie Ellison
Associate Athletic Director,
Compliance Services



Travis Furbie
Assistant Athletic Director,
Ticket Operations



Wayne Gibson
Assistant Ticket
Operations Manager




Matt Glenn
Assistant Director of
Athletic Video Services



Phil Grayson
Associate Athletic Director,
Administration



Larry Greenlee
Assistant Director of
Strength & Conditioning



Henry Guess
Assistant Director of
Athletic Video Services



David Helms
Assistant Strength &
Conditioning Coach



Bert Henderson
IPTAY Executive Director



Brian Hennessy
Associate Sports Information
Director, Baseball



Van Hilderbrand
Associate Athletic Director,
Event Manager



Katie Hill
Senior Associate Athletic
Director, Internal Affairs



Dr. Loreto Jackson
Performance Coordinator



Wayne Jenness
Director of Donor Services,
IPTAY

Athletic Department Staff



Travis Johnston
Assistant Athletic Trainer,
Baseball



Jeff Kallin
Assistant Sports
Information Director




Libby Kehn
Webmaster & Assistant
Sports Information Director



Barbara Kennedy-Dixon
Associate Athletic Director,
Senior Women's Administrator



Larry LaForge
NCAA/ACC Representative



Chad Lampman
Assistant Director of
Athletic Video Services



Lindsey Leonard
IPTAY Assistant Director



Dennis Love
Assistant Strength & Conditioning
Coach, Baseball



Bob Mahony
Assistant Director of
Major Gifts, IPTAY



Tim Match
Associate Athletic Director,
Marketing & Sponsorship



Tina Middleton
Assistant Ticket
Operations Manager



Matt Money
Supervisor of Athletic Facilities



Mike Money
Director of Marketing



Danny Poole
Director of Sports Medicine



Jerome Razayeski
Assistant Athletic Trainer



Abe Reed
Football Equipment Manager



Dr. Len Reeves
Team Physician



Robert Ricketts
Associate Athletic Director,
Facilities & Grounds



John Seketa
Assistant Athletic Director,
Promotions



Phillip Sikes
Associate Sports
Information Director



Alphonso Smith
Director of Equipment



Lynn Sparks
Director of Sales



Jeffie Trammell
Assistant Athletic Trainer



Courtney Vinson
Director of Compliance Services



Gary Wade
Assistant Athletic Director,
Facilities



Linda White
Community Services Director



Jason Wilson
IPTAY Assistant Director



Mike Wilson
Assistant Equipment Manager



Brad Woody
Assistant Athletic Director,
Compliance Services



Kyle Young
Associate Athletic Director,
Administration



NCAA Compliance

This brief NCAA rules education is aimed at outlining basic recruiting rules to help potential student-athletes and parents better understand the process. Clemson is committed to recruiting and conducting our athletic program with the highest level of integrity. If you have questions about NCAA rules, contact compliance services at (864) 656-1580 or through our website at ClemsonTigers.com. You can also visit the NCAA's official website at NCAA.org.

Important NCAA Terms

Academic Credentials - A prospect should check with his guidance office to see if he is taking classes that will meet NCAA eligibility standards. A prospect should do this early (at the end of his sophomore year) and keep track of core courses. A prospect must take the ACT or SAT for NCAA certification.

Contact - NCAA rules define a contact as a face-to-face interaction with a prospect and/or his parents off Clemson's campus by a coach. Clemson is limited to seven recruiting opportunities (contacts & evaluations combined) per prospect. During your senior year, no more than three of the seven opportunities may be off-campus contacts at any site with you or your relatives. Contacts shall not be made before July 1 following the completion of the prospect's junior year in high school.

Core Courses - Courses at a prospect's high school that are considered college preparatory. For the class entering Clemson in 2010 and thereafter, 16 core courses are required, including four in English, three in math, two in science, one additional from English, math, or science, two social sciences, and four additional courses. A guidance counselor will have a list of the school's core courses, or visit EligibilityCenter.org for more information.

Dead Period - Recruiting period when coaches may not have face-to-face contact with prospects on or off-campus. Coaches may continue to telephone and write a prospect.

Evaluation - College coaches will evaluate a prospect's athletic and academic credentials. When evaluating, the coach will not have contact with a prospect unless it is during a contact period.

Home Visit - During the contact period, a senior prospect may invite college coaches to his home to meet his parents, and to talk in detail about the baseball program and academic offerings at any college the prospect is considering.

Prospect - Any student who has entered the ninth grade. Once they become a prospect, NCAA rules define how college coaches can interact with them.

CUAD Mission Statement

The Department of Athletics offers nationally prominent athletic programs. Through a dedicated commitment to educational interests, a competitive athletic program, and integrity in all areas, the student-athletes, coaches, and staff strive to bring credit and recognition to Clemson University.

The mission of the Athletic Department is to sponsor a broad-based athletic program that provides educational and athletic opportunities for young men and women to grow, develop, and serve the interests of Clemson University by complementing and enhancing its diversity and quality of life.

Furthermore, the Athletic Department seeks to be a source of pride for the citizens of the State of South Carolina and to be recognized as a nationally-prominent program, through consistently high levels of performance and accomplishment in athletic competitions.

The Athletic Department strives to develop student-athletes academically and athletically with the total commitment of aiding their efforts to graduate from Clemson University and advance to careers that will enable them to be productive members of society.

The Athletic Department will act in an ethical and honest manner, dedicated to compliance with all Federal, State, NCAA, Conference, and University rules and regulations.

Receiving Mail - When a prospect is in the ninth and 10th grades, NCAA rules allow Clemson to mail only a questionnaire and summer-camp brochure to a prospect. After September 1 of a prospect's junior year, Clemson coaches can provide a prospect with the following: write personalized letters, and send a media guide, copies of newspaper articles, instant messages, and text messages.

Recruiting - A term used to describe the process of acquainting a prospect with a college and the coaches of that college who are striving to learn more about a prospect. Only coaches can recruit...no one else can try and persuade a prospect to play sports at a particular college.

Standardized Test - A prospect must take the ACT or SAT before enrolling in college full-time. A prospect may take the ACT or SAT more than once and use the best subscore from different tests to achieve the highest score. Clemson and the NCAA Eligibility Center require scores to be reported directly from the testing agency. When registering for the test, list the Eligibility Center Code (9999) and Clemson (3842 (ACT), 5111 (SAT)). Clemson University admissions requires students to present either an ACT or SAT writing score. The writing score will not be used to determine a prospect's qualifier status.

Telephone - Clemson baseball coaches may telephone a prospect, or a prospect's relatives or legal guardians beginning July 1 following the completion of the prospect's junior year. Thereafter calls may not be made more than once per week.

Frequently Asked Questions

- **Can a prospect visit Clemson anytime during his high school career?** Yes. A prospect can call any of the Clemson coaches to set up an unofficial visit. He can attend a game and talk with the Tiger coaches, and it does not count as a contact when it is on our campus. There are times a prospect cannot visit - NCAA rules refer to them as "dead periods," and coaches will not schedule to meet with a prospect during that time period.
- **Can IPTAY members help recruit?** No. NCAA rules are clear that only coaches can telephone, contact, and evaluate a prospect. Only college coaches can offer unofficial and official visits.
- **Is the prospect's high school coach invited for an official visit?** NCAA rules are such that high school coaches may not be provided expenses for official visits.
- **What activities by an advisor are considered "advising" student-athletes, which does not jeopardize their eligibility, as opposed to "representing" student-athletes, which does jeopardize their eligibility?** These situations tend to be fact-specific and depend on specific circumstances. It is best to use the following as guidance.



Stephanie Ellison
Associate Athletic Director,
Compliance Services
Email - saellis@clemson.edu



Brad Woody
Assistant Athletic Director,
Compliance Services
Email - cbwoody@clemson.edu



Courtney Vinson
Director of Compliance Services
Email - cvinson@clemson.edu

Contact Information

Compliance Services Phone: (864) 656-1580
Compliance Services Fax: (864) 656-1243
Compliance Services Address: P.O. Box 31;
 Clemson, SC 29633
Overnight Address: Jervay Athletic Center;
 100 Perimeter Road; Clemson, SC 29633
Website: .. ClemsonTigers.com/Compliance/Compliance-Home.html

- When an advisor is interacting on a one-on-one basis with student-athletes and providing advice regarding their future, the advisor is likely to be advising (unless discussions include an oral or written agreement to represent a student-athlete now or in the future, even if they do not act upon that agreement).
- When an advisor is interacting with individuals other than a student-athlete (e.g., area scouts) on behalf of or regarding the student-athlete, it is likely the advisor is representing the student-athlete, which does jeopardize his eligibility.
- **What is a National Letter of Intent (NLI)?** It is like a contract in that a prospect and his parents sign a promise that he will attend a particular institution. In return, that college promises a prospect financial aid. A prospect can sign during his senior year. There is an early signing period in November and another in April of the prospect's senior year. Once the prospect signs the NLI, he cannot be recruited by any other school, and it is binding for the prospect's first year in college.
- **What is an official visit?** A prospect can take a total of five official visits (one per institution), which are expense paid. Before the visit, the prospect must present a high school transcript, and proof of an ACT, PACT, SAT, or PSAT test. Official visit invitations are extended by Tiger coaches only. Official visits may not occur prior to the first day of classes of the prospect's senior year of high school.
- **What is the NCAA Eligibility Center?** It is the agency that certifies a prospect's eligibility and amateurism status for NCAA Division I and II. A prospect should register with the Eligibility Center at the end of his junior year. Applications are available in the prospect's high school guidance office or a prospect can register online at EligibilityCenter.org. Cost is \$60 (U.S.) or \$75 (international).



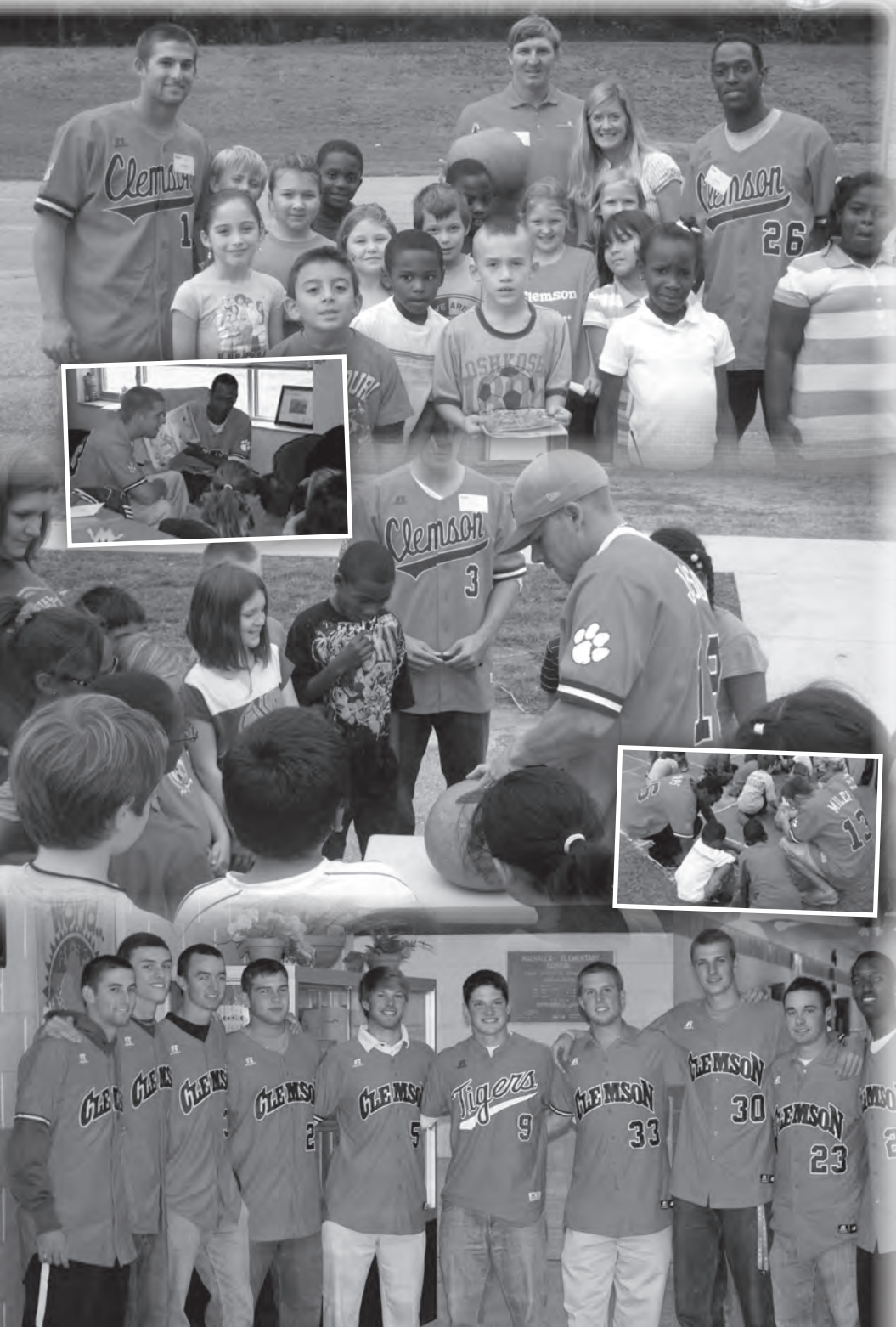
Community Service

Many Clemson baseball players and coaches are giving up their free time to serve others. The 2009 squad volunteered their time in many different ways.

In 2009, many baseball players held a pumpkin carving contest at Central Elementary School and read to students in every classroom at Walhalla Elementary School. Other players participated in the IPTAY Thank-a-thon, as they called IPTAY members to thank them for

supporting Clemson athletics. The baseball coaches adopted a child for Christmas and bought presents on their wish lists as well.

All these community service projects are under the "Be a T.I.G.E.R.!" program (Teamwork, Integrity, Gratitude, Education, Respect), whose highlights are summarized on the right side of this page. The baseball program is proud to represent Clemson University in serving others.



Be a T.I.G.E.R.!

Be a T.I.G.E.R. is a unique character education initiative sponsored by Clemson's athletic department. Its aim is to incorporate specific character traits into a more comprehensive educational program that highlights Clemson's student-athletes and traditions.



Linda White

Community Services Director

The basic intent is to unify our message of "Solid Orange," making it more profound.

Clemson student-athletes deliver this message - "What it means to Be a T.I.G.E.R.!" - in all speaking engagements and personal appearances. This focused approach, using preplanned lessons and activities, emphasizes our belief that athletics builds character. Clemson athletes believe that character development is an important component in their total educational experience.

What does Be a T.I.G.E.R. stand for?

- T** - Work together as a **TEAM** to accomplish more
- I** - **INTEGRITY** means you can be trusted
- G** - Always show **GRATITUDE** to those who help you
- E** - Make getting your **EDUCATION** a priority
- R** - **RESPECT** yourself and others

Be a T.I.G.E.R. Components

T.I.G.E.R. Talk

- Partnership with Eugene Moore School of Education
- Serves as an email buddy program
- Worked with Edwards Middle School, Rosman (NC) Middle School, Southwood Middle School, and Tamassee Salem Middle School

Assembly Programs

- Student-athletes visited 24 elementary schools
- Held assemblies to teach the five character traits

Be a T.I.G.E.R. Newspaper

- Third edition now features 14 pages
- Includes pictures, cartoons, action plans, and activities for kids
- Written entirely by Tiger athletes and coaches

Fifth-Annual Field Day

- Held in April on the lawn at Littlejohn Coliseum
- Over 90 student-athletes volunteered to work and play with over 650 kids

Solid Orange Squad

The Solid Orange Squad is a group of more than 100 student-athletes who are driven to participate in community service in an effort to make surrounding communities better.

Examples of Services

- Cub Scout Day
- Freshman Move-In Day
- Helping Hands
- Martin Luther King, Jr. Day of Service
- Reading to elementary children
- Relay for Life
- Ringing bells for the Salvation Army
- Special Olympics

2008-09 Community Service By the Numbers

- Clemson student-athletes completed 6,002 hours of service
- Service spanned over 140 different events and organizations
- Three teams averaged more than 25 hours per student-athlete



Athletic Facilities

Jervey Athletic Center & McFadden Building

The Jervey Athletic Center, named in honor of one of Clemson's most beloved sons (Frank Johnstone Jervey), is a two-level complex that is the home of the University's intercollegiate athletic program. And during the 2009-10 academic year, Clemson added the McFadden Building, the former home of Tiger football, to house athletic department operations. It was named in honor of Banks McFadden, the greatest Tiger athlete of the 20th century who played three sports at Clemson in the late 1930s.

Jervey Athletic Center and McFadden Building houses under two roofs offices for all of the coaching and related staffs for Clemson's sports, a unique feature that places the center among the most modern of its kind anywhere. Within the complexes are all of the personnel and related facilities needed to conduct an effective, top-flight intercollegiate athletic program.

Beneath the main floor of Jervey Athletic Center are dressing rooms for the varsity sports. Other facilities on this level include coaches' dressing rooms, a spacious training room, sauna and steam rooms, and an athletic equipment room.

Attached to and complementing the administrative-coaching personnel building is a two-level, multi-purpose structure of 29,000 square-feet. The upper level of this building is where Jervey Gym is located. The Jervey Athletic Center provides student-athletes with the most modern and up-to-date facilities in the country. It is one reason the Clemson athletic program is recognized as one of the best in America.

Strength Training Room

One of the most important facilities on the Clemson athletic landscape is the strength & conditioning facility. Located in Jervey Athletic Center, it has continued to keep up with one of the most progressive areas in college sports. Director of Strength & Conditioning Joey Batson, who is in his 13th year, makes sure Clemson student-athletes in all sports are ready for competition.

Batson is one of the nation's most highly-regarded strength coaches. In his 12 years, he has coached numerous strength All-Americans. He is a major reason the baseball team has been a consistent participant in the NCAA Tournament. Also, nine of his former as-

sistant strength coaches at Clemson are now strength training directors at NFL or college programs.

He recently oversaw a third major facility enhancement. When he came to Clemson, the facility covered 11,000 square feet. It has continued to grow and now covers nearly 15,000 square feet. It is one of the most modern all-around facilities in the country.

The following improvements were made:

- State-of-the-art sound system
- Eight flat-screen plasma televisions
- State-of-the-art ventilation system
- New lighting system
- 10 new multi-functional Clemson power racks
- Mondo-rubber flooring in the entire weightroom
- New orange upholstery on all weightlifting equipment
- New paint on surrounding walls and columns
- Carpeting in entrances and offices
- Front entrance drop ceiling
- Metal overlay for awards displays
- Reconstruction of entryway walls
- Two computerized message displays

The plush atmosphere provides an interesting contrast to the physical exertion that takes place within the facility. When a student-athlete enters the etched-glass doors, he is greeted by nearly \$700,000 worth of state-of-the-art equipment.

The 10 plasma televisions/displays are positioned throughout the facility and are used for training and instruction, as strength coaches film athletes and work with them on their form.

Clemson has a staff of six full-time strength coaches along with one part-time assistant, three graduate assistants, and numerous student assistant coaches

who ensure a Tiger baseball player receives as much individual attention as possible. Baseball Strength & Conditioning Coach Dennis Love makes training programs position specific, as they are designed to meet the specific needs of each player.

Athletic Training Room

The athletic training room is an important component of Clemson's athletic success. It is run by Danny Poole and houses the latest rehabilitation equipment. He heads up a staff of six full-time individuals with decades of experience. This professional staff (15 students, 11 graduate student athletic trainers) gives student-athletes the best possible care.

The athletic training room underwent renovations recently, making it one of the nation's top facilities. Along with cosmetic improvements, additions were made, including a hydrotherapy area, hot/cold jacuzzis, and a treatment tank with an underwater treadmill.

The athletic training room retained its whirlpools, isokinetic testing machine, numerous stationary bikes, upper-body exerciser, Stairmaster, and all the latest devices for all kinds of treatment. Doctors have offices and an orthopedic examining room, and there is a conference room and library. There are staff members present from 7:00 AM until late in the evening, and doctors staff the room daily from 1:30 PM until closing and are available at all hours for special situations.



Grounds Crew

Doug Kingsmore Stadium's playing surface is one of the best in the country thanks to the dedication of many members of the Tiger Grounds Crew. **Mike Echols**, Supervisor of Athletic Grounds for the past nine years and former Clemson golfer (1981-83), heads up the team that was recently honored.

In 2005, **ABCA** and Turface Athletics awarded **Echols** and the grounds crew, which includes many volunteers, as having the best collegiate baseball field in the country based on their exemplary infield and turf maintenance programs.

Today, the Tiger Grounds Crew has former members working for the Baltimore Orioles, Boston Red Sox, New York Mets, and many other venues across the country.

"Mike and his staff exemplify what Clemson is all about," said Head Coach **Jack Leggett**. "They exhibit tremendous pride and a never-ending work ethic."

"We play on many fields and are familiar with a lot of grounds crews. But our players and coaches always comment that we have the best. The pride in their work is far above any I've seen. Our players, coaches, and fans appreciate their dedication."



Sitting (L-R) - Jon Holliday, Travis Durham, Don Garrett, Ray Hubbard, Mike Echols, Walt Barnett, Ben McNair, Justin Holland, Cort Hall. Standing - Christopher LeMaster, Britt Alexander, Wesley Conrad, Robbie Phillips, K.C. Bell, Bert McCarty, James Mazowieski, Jason Isbell, Tommy Korver. Not pictured - Nathaniel Gambrell, Mark Hendricks, Thomas Latimer, Matt Money.



Home of Tiger Baseball

Doug Kingsmore Stadium, the home of Tiger baseball since 1970, has seen many changes and improvements over the years, but it has not lost its aesthetic beauty and unique feel on the west side of the Clemson University campus.

Former Clemson baseball star and Board of Trustees Emeritus Doug Kingsmore gave the Clemson athletic department a \$1 million gift towards renovation of Clemson's baseball stadium, formerly known as Tiger Field. And during the 2002 and 2003 offseasons, Doug Kingsmore Stadium underwent radical renovations. Over \$5 million was spent to make the facility among the best in the nation.

Kingsmore played for the Tiger varsity squad for three seasons (1952-54). An All-ACC and All-District III outfielder in 1954, Kingsmore became the first Tiger in history to hit 10 home runs in a season. He did that in 1954 while playing just 24 games. He led the ACC in home runs and runs (25) that year, and he led the Tigers in batting average (.371), slugging percentage (.742), and RBIs (27).

Kingsmore played three years of professional baseball in the Baltimore Oriole organization before beginning a successful business career. He served three terms on the Clemson University Board of Trustees and became Trustee Emeritus when his elected term expired in 2002.

In 2009, the Tigers finished its home season with a 31-9 record and hosted the Clemson Regional thanks in part to the tremendous home-field advantage that Doug Kingsmore Stadium provides. A record 30,073 fans were in attendance for the seven games of the Clemson Regional, as the Tigers won three games dur-

ing the past two days to capture the regional championship.

Clemson was #7 in the country and #1 in the ACC in average attendance (4,727) in 2009. It marked Clemson's 16th straight top-20 national finish in attendance and eighth season in a row in the top 10.

This outstanding fan support from the Clemson community and the Upstate of South Carolina has contributed to the Tigers' outstanding home-field record. Clemson has played at Doug Kingsmore Stadium for 40 years and has a winning percentage of 81 percent. This includes a 316-79 mark in ACC regular-season games, an 80-percent mark.

The Tigers have won at least 69 percent of their home games in 23 of the last 24 seasons. Clemson is 463-114 (.802) at Doug Kingsmore Stadium during Jack Leggett's 16 years as head coach at Clemson.

The stadium attendance record was set on March 7, 2004 when 6,480 fans saw #5 South Carolina defeat the Tigers 8-7 in 10 innings.

Nine times during the 1994 season, an opposing top-20 team tasted defeat at Doug Kingsmore Stadium, and four times a team ranked in the top three in the country lost to the Tigers. Seven wins against top-20 teams, including three wins over a top-10 Florida State squad, were recorded at home in 1996.

In 2000, the Tigers were 8-3 against top-25 foes at Doug Kingsmore Stadium. After Clemson won three games against #2 Florida State, Seminole Head Coach Mike Martin voiced his opinion on how tough it is to play at Doug Kingsmore Stadium.

"If you had told me in 1992 that we were going to go to a place where we'd be 2-13 over the next eight years, I would have gone to the administration and suggested we join another conference," Martin told the **Tallahassee Democrat**. "Clemson is a very tough place to play...the toughest place to play of any place I've ever competed in all my years of college baseball. The good news is it's 727 days before we have to go back to Clemson."

In 2006, the Tigers sported a 17-2 record against top-25 ranked foes in the friendly confines of Doug Kingsmore Stadium, including series sweeps of top-10 South Carolina (2), #12 N.C. State (3), #13 Florida State (3), and #22 Wake Forest (3).

Doug Kingsmore Stadium has seen steady improvement since its first season in 1970 and is now one

of the top facilities in the country. Just ask people at **Baseball America**, who released a coaches' ranking that named it one of the nation's best facilities in 2003. And that ranking was done before any of the recent renovations were finished. Evidence of its rating among facilities across the nation has been demonstrated in recent years, when Doug Kingsmore Stadium was named as a site for a 1994, 1995, 1996, 1998, 2000, 2001, 2002, 2005, 2006, and 2009 NCAA Regional.

The renovations to Doug Kingsmore Stadium began in the summer of 2002, which has kept Clemson's ballpark among the country's best. The stadium has a brick façade that surrounds every entrance. A green roof that covers much more of the stands and a press box that is twice as large adds to the comfort of fans attending the game and the media covering it. The press box, which is accessible by elevator, includes four large booths for broadcasting and a separate media center that accommodates 13 writers.

There is also a patio area outside the press box that is above the existing stands along the first and third-base lines. It is used for receptions and other events throughout the year.

Two ticket booths, concession stands with an adjoining picnic area, and enlarged restrooms make the facility easily accessible and fan-friendly. Reserved seats have also been added to the grandstand. A grand stairway leading from the McFadden Building parking lot to the main entrance is an added feature from a convenience and aesthetic aspect.

The players also realize improvements, as four batting cages were constructed beyond the right-field fence. The dugouts were almost doubled in length and width. And the players have a spacious locker room and lounge.



Doug Kingsmore Stadium, named after the former Tiger All-ACC outfielder (pictured above right), has been the home of Clemson Baseball since 1970. It has seen many improvements over the years, including the construction of the Thomas F. Chapman (pictured above left) Grandstand in left field prior to the 2010 season.





Prior to the 2005 season, PawVision, the replay screen that was used in the football stadium, was moved to Doug Kingsmore Stadium. Prior to the 2008 season, new lights were installed, then before the 2009 season, a practice facility with field turf was constructed behind the batting cages. Additional chairback seats were also added behind the right-field fence.

Prior to the 2010 campaign, the Thomas F. Chapman Grandstand was constructed behind the left-field fence, adding approximately 1,000 seats. Chapman, who was a two-time All-ACC pitcher at Clemson from 1963-65, gave \$2 million to the University, \$1 million of which went to the grandstand.

Doug Kingsmore Stadium is equipped with a "Super-Sopper," which cuts down on rainouts. Clemson is one

of a few schools in the nation with this machine that removes water from the field.

The stadium is located in the middle of Clemson's athletic facilities. It is across the street from Littlejohn Coliseum, home of Tiger basketball, and Memorial Stadium, home of Clemson football. It is located directly behind Jervey Athletic Center, home of the athletic administrative offices.

Doug Kingsmore Stadium has 4,500 permanent seats, but it is capable of holding 6,217 fans thanks to a hill area down the left-field line that is popular with the Clemson student-body.

In 2001, the ballpark shrank its dimensions. The fences are now 320 feet down the left-field line, 370 feet in left-center, 400 feet to straight-away center, 375

feet in the right-center alley, and 330 feet down the right-field line.

The park also features a unique terrace in the outfield area adjacent to the fence, similar to the old Crosley Field in Cincinnati, OH, which ironically was torn down the year Doug Kingsmore Stadium was built. Bill Wilhelm, Clemson's longtime coach who was the skipper when the field was constructed, liked the look and practicality of a field with grass all the way around the outfield instead of gravel.

Boston Red Sox catcher Jason Varitek, who played at Georgia Tech in the 1990s, said Doug Kingsmore Stadium was his favorite venue to play at. "They had rowdy fans. And the fans are right on the action. They were closer to the on-deck circle than we were."

Record vs. Opponents at Doug Kingsmore Stadium

Opponent ^(First-Last Game)	W-L	Win %	Florida International ⁽¹⁹⁸⁵⁾	1-1	.500	Middle Tennessee ⁽²⁰⁰⁰⁾	2-0	1.000	South Alabama ⁽¹⁹⁸⁷⁻⁰²⁾	4-3	.571
Alabama ⁽¹⁹⁸³⁻⁹⁵⁾	3-3	.500	Florida State⁽¹⁹⁷¹⁻⁰⁸⁾	23-14	.622	Mississippi State ⁽²⁰⁰⁰⁻⁰⁶⁾	3-0	1.000	South Carolina⁽¹⁹⁷⁰⁻⁰⁹⁾	46-25	.648
Appalachian State ⁽¹⁹⁷³⁻⁹⁷⁾	16-2	.889	Francis Marion ⁽¹⁹⁷⁶⁻⁸⁶⁾	4-1	.800	Morehead State ⁽¹⁹⁹⁷⁾	3-0	1.000	South Carolina-Aiken ⁽¹⁹⁸⁵⁾	1-0	1.000
Arkansas ⁽²⁰⁰²⁾	2-1	.667	Furman⁽¹⁹⁸³⁻⁰⁹⁾	25-5	.833	Navy ⁽¹⁹⁹⁵⁾	1-0	1.000	South Carolina-Upstate⁽²⁰⁰⁹⁾	1-0	1.000
Auburn ⁽¹⁹⁸⁷⁻⁰⁴⁾	10-5	.667	Gardner-Webb⁽¹⁹⁷⁵⁻⁰⁷⁾	4-0	1.000	Nevada-Las Vegas ⁽²⁰⁰⁰⁾	2-1	.667	South Florida ⁽¹⁹⁹⁶⁾	1-2	.333
Augusta ⁽¹⁹⁸⁴⁻⁹¹⁾	2-0	1.000	George Mason ⁽¹⁹⁹⁵⁻⁰⁷⁾	8-1	.889	New Hampshire ⁽¹⁹⁹⁴⁾	1-0	1.000	Southern California ⁽¹⁹⁹⁸⁾	0-1	.000
Ball State ⁽¹⁹⁸⁴⁾	1-2	.333	George Washington ⁽¹⁹⁷⁰⁾	1-0	1.000	New York Tech ⁽²⁰⁰¹⁾	3-0	1.000	Stetson ⁽¹⁹⁹⁸⁾	3-0	1.000
Belmont Abbey ⁽¹⁹⁷⁰⁻⁷¹⁾	3-0	1.000	Georgia⁽¹⁹⁷⁰⁻⁰⁹⁾	33-11	.750	Newberry ⁽¹⁹⁷⁷⁾	0-1	.000	Tampa ⁽¹⁹⁹²⁾	3-0	1.000
Boston College⁽²⁰⁰⁷⁻⁰⁸⁾	3-3	.500	Georgia Southern⁽¹⁹⁷¹⁻⁰⁷⁾	24-11	.686	North Carolina⁽¹⁹⁷⁰⁻⁰⁸⁾	36-12	.750	Tennessee ⁽¹⁹⁸¹⁻⁹⁷⁾	12-2	.857
California ⁽¹⁹⁹⁷⁾	1-2	.333	Georgia Tech ⁽¹⁹⁷⁰⁻⁰⁹⁾	33-15	.688	North Carolina A&T ⁽²⁰⁰⁵⁾	1-0	1.000	Tennessee Tech ⁽²⁰⁰³⁻⁰⁹⁾	4-0	1.000
California-Irvine ⁽²⁰⁰⁵⁾	3-0	1.000	High Point ⁽¹⁹⁷⁶⁻⁰⁸⁾	8-0	1.000	North Carolina State⁽¹⁹⁷⁰⁻⁰⁸⁾	39-14	.736	Toledo ⁽¹⁹⁷⁶⁻⁷⁷⁾	5-3	.625
Campbell ⁽¹⁹⁸²⁻⁹⁰⁾	3-1	.750	Howard ⁽¹⁹⁷⁸⁻⁸²⁾	10-0	1.000	North Carolina-Asheville ⁽¹⁹⁹⁸⁻⁰⁹⁾	4-0	1.000	Valdosta State ⁽¹⁹⁸⁷⁾	2-0	1.000
Central Florida ⁽²⁰⁰⁴⁾	1-2	.333	Illinois ⁽¹⁹⁸⁶⁻⁰⁰⁾	3-0	1.000	North Carolina-Greensboro ⁽²⁰⁰⁸⁾	2-0	1.000	Vanderbilt ⁽¹⁹⁸⁶⁾	1-1	.500
Central Michigan ⁽¹⁹⁷³⁾	0-1	.000	Jacksonville ⁽¹⁹⁹⁵⁾	1-0	1.000	North Carolina-Wilmington ⁽¹⁹⁷⁶⁻⁰⁹⁾	21-3	.875	Vermont ⁽¹⁹⁷⁰⁾	1-0	1.000
Charleston Southern ⁽¹⁹⁷⁶⁻⁰⁴⁾	11-0	1.000	James Madison ⁽¹⁹⁷⁶⁻⁰⁶⁾	15-0	1.000	Notre Dame ⁽¹⁹⁹⁴⁾	0-1	.000	Virginia ⁽¹⁹⁷⁰⁻⁰⁷⁾	40-8	.833
Charleston, College of ⁽²⁰⁰¹⁻⁰⁹⁾	10-0	1.000	Kansas ⁽²⁰⁰⁶⁾	2-1	.667	Ohio ⁽¹⁹⁷⁰⁻⁰¹⁾	14-7	.667	Virginia Tech⁽¹⁹⁸⁰⁻⁰⁸⁾	12-2	.857
Charlotte ⁽¹⁹⁸⁵⁻⁰⁹⁾	8-2	.800	Kansas State ⁽¹⁹⁹⁹⁾	3-0	1.000	Ohio State ⁽¹⁹⁸⁰⁻⁸⁸⁾	9-3	.750	Wake Forest ⁽¹⁹⁷⁰⁻⁰⁹⁾	47-7	.870
Citadel, The ⁽¹⁹⁸²⁻⁰⁴⁾	13-2	.867	Kentucky ⁽¹⁹⁸⁵⁻⁹⁷⁾	4-1	.800	Oklahoma State ⁽²⁰⁰⁹⁾	2-1	.667	West Virginia ⁽¹⁹⁷²⁻⁹⁶⁾	6-0	1.000
Coastal Carolina⁽¹⁹⁸⁸⁻⁰⁹⁾	28-4	.875	Lewis ⁽¹⁹⁷⁷⁻⁷⁸⁾	6-0	1.000	Old Dominion ⁽¹⁹⁸³⁻⁰³⁾	27-5	.844	Western Carolina⁽¹⁹⁷⁴⁻⁰⁹⁾	37-3	.925
Columbus ⁽¹⁹⁹¹⁾	2-0	1.000	Liberty ⁽¹⁹⁸⁸⁻⁹⁹⁾	2-2	.500	Oral Roberts ⁽²⁰⁰⁵⁻⁰⁶⁾	3-0	1.000	Western Michigan ⁽¹⁹⁷³⁾	1-1	.500
Davidson ⁽¹⁹⁸⁶⁻⁸⁹⁾	2-0	1.000	Louisville ⁽¹⁹⁷⁰⁻⁷²⁾	6-0	1.000	Pacific ⁽²⁰⁰⁷⁾	3-0	1.000	Wichita State ⁽¹⁹⁸¹⁾	0-1	.000
Duke ⁽¹⁹⁷⁰⁻⁰⁹⁾	42-6	.875	Maine ⁽¹⁹⁹⁶⁻⁰³⁾	13-0	1.000	Presbyterian⁽²⁰⁰⁹⁾	1-0	1.000	William & Mary ⁽²⁰⁰⁰⁻⁰⁶⁾	3-0	1.000
East Carolina ⁽¹⁹⁷⁹⁻⁰²⁾	9-2	.818	Maryland ⁽¹⁹⁷⁰⁻⁰⁹⁾	53-2	.964	Purdue ⁽²⁰⁰²⁾	3-0	1.000	Winthrop ⁽¹⁹⁸¹⁻⁰⁷⁾	13-3	.813
East Tennessee State ⁽¹⁹⁷¹⁻⁰³⁾	15-4	.789	Marshall ⁽¹⁹⁷⁵⁻⁹⁰⁾	15-1	.938	Richmond ⁽²⁰⁰¹⁾	2-1	.667	Wofford ⁽¹⁹⁹⁹⁻⁰⁹⁾	8-0	1.000
Eastern Kentucky ⁽¹⁹⁹²⁾	2-0	1.000	Memphis ⁽²⁰⁰⁷⁾	2-1	.667	Rider ⁽¹⁹⁷⁰⁾	2-0	1.000	Totals	966-232	.806
Elon⁽²⁰⁰⁰⁻⁰⁹⁾	10-4	.714	Mercer ⁽¹⁹⁷⁴⁻⁰⁸⁾	9-1	.900	Saint John's ⁽¹⁹⁷⁵⁾	1-0	1.000	Note: Bold denotes 2010 opponent that will play at Doug Kingsmore Stadium.		
Erskine ⁽¹⁹⁷⁷⁻⁸⁴⁾	4-0	1.000	Miami (FL) ⁽¹⁹⁸⁹⁻⁰⁹⁾	9-6	.600	Seton Hall ⁽¹⁹⁸⁹⁻⁰¹⁾	5-0	1.000			
Florida Atlantic ⁽¹⁹⁹⁸⁾	1-1	.500	Michigan State ⁽²⁰⁰⁹⁾	1-0	1.000	Siena ⁽¹⁹⁹⁶⁾	2-0	1.000			

Doug Kingsmore Stadium



Year-By-Year Records

Year	ACC	Win %	Overall	Win %
1970	10-1	.909	20-1	.952
1971	6-1	.857	17-6	.739
1972	4-1	.800	12-3	.800
1973	3-1	.750	8-7	.533
1974	6-1	.857	13-3	.813
1975	7-1	.875	18-2	.900
1976	7-0	1.000	15-4	.789
1977	6-2	.750	23-4	.852
1978	6-0	1.000	24-2	.923
1979	5-0	1.000	17-2	.895
1980	7-2	.778	25-6	.806
1981	7-0	1.000	17-9	.654
1982	7-1	.875	21-7	.750
1983	4-1	.800	16-5	.762
1984	6-2	.750	21-10	.677
1985	5-0	1.000	16-9	.640
1986	6-2	.750	23-7	.767
1987	8-2	.800	30-6	.833
1988	11-0	1.000	30-2	.938
1989	7-1	.875	27-5	.844
1990	8-2	.800	26-5	.839
1991	10-1	.909	31-1	.969
1992	10-2	.833	27-4	.871
1993	4-6	.400	23-8	.742
1994	11-1	.917	28-5	.848
1995	11-1	.917	33-1	.971
1996	9-3	.750	34-8	.810
1997	9-2	.818	28-5	.848
1998	9-2	.818	33-6	.846
1999	9-3	.750	25-7	.781
2000	10-2	.833	37-5	.881
2001	10-2	.833	27-8	.771
2002	7-5	.583	36-9	.800
2003	9-3	.750	27-6	.818
2004	10-2	.833	23-9	.719
2005	11-4	.733	25-7	.781
2006	15-0	1.000	36-5	.878
2007	9-6	.600	25-11	.694
2008	6-9	.400	18-13	.581
2009	11-4	.733	31-9	.775
Totals	316-79	.800	966-232	.806

Clemson vs. ACC at Doug Kingsmore Stadium

Team	W-L	Win %
Boston College	3-3	.500
Duke	41-6	.872
Florida State	17-10	.630
Georgia Tech	27-13	.675
Maryland	53-2	.964
Miami (FL)	6-3	.667
North Carolina	36-12	.750
N.C. State	38-14	.731
South Carolina	2-1	.667
Virginia	43-8	.843
Virginia Tech	6-0	1.000
Wake Forest	44-7	.863
Totals	316-79	.800

Note: Only includes regular-season games and record while opponent was a member of the ACC.

Single-Season Attendance Bests

Rk	Year	Dates	Attendance	Avg.
1.	2007	34	163,537	4810
2.	2006	39	184,946	4742
3.	2009	36	170,156	4727
4.	2008	30	140,040	4668
5.	2005	32	129,553	4049

2009 Attendance Leaders

Rk	Team	Dates	Attendance	Avg.
1.	Louisiana State	41	394,068	9611
2.	Arkansas	31	245,092	7906
3.	Mississippi	39	273,111	7003
4.	South Carolina	34	231,360	6805
5.	Mississippi State	25	157,530	6301
6.	Texas	35	217,637	6218
7.	Clemson	36	170,156	4727
8.	Florida State	39	184,227	4724
9.	Texas A&M	35	142,660	4076
10.	Alabama	29	116,294	4010
11.	Wichita State	36	138,204	3839
12.	Rice	32	106,203	3319
13.	Arizona State	39	125,082	3207
14.	Southern Mississippi	36	114,559	3182
15.	East Carolina	38	120,846	3180

Championship Tradition

Championship Tradition

Clemson has made 11 appearances in the College World Series and has won 17 NCAA Regional Championships. The tradition dates to 1947, when Clemson advanced to the Final Eight of the NCAA Tournament before losing to Yale and a first-baseman named George Bush. Clemson has gone to the College World Series five times (1995,96,00,02,06) in Head Coach **Jack Leggett's** 16 seasons in Tigertown.

Clemson has won an ACC regular-season title 21 times, more than double any other ACC school. Clemson has won 14 ACC titles, also more than any other school. The program has the most ACC Tournament titles (9) in history as well.

NCAA Bests Since 1994

NCAA Tournament Appearances

Rk	Team	App.
1.	Cal State Fullerton	16
	Florida State	16
	Miami (FL)	16
4.	Clemson	15
	Rice	15
	Wichita State	15

40-Win Seasons

Rk	Team	Seasons
1.	Florida State	16
2.	Rice	15
	Wichita State	15
4.	Louisiana State	14
5.	Clemson	13
	Miami (FL)	13
7.	Cal State Fullerton	12
	Georgia Tech	12
	Notre Dame	12
10.	North Carolina	11
	Oral Roberts	11
	Stanford	11
	South Carolina	11
14.	Oklahoma State	10
	Texas	10
	Tulane	10
17.	Alabama	9
	Arizona State	9
	Central Florida	9
	Florida	9
	Texas Tech	9

50-Win Seasons

Rk	Team	Seasons
1.	Florida State	11
2.	Miami (FL)	7
	Wichita State	7
4.	Clemson	6
5.	Rice	5
	Texas	5
7.	Alabama	4
	Cal State Fullerton	4
	Georgia Tech	4
	Louisiana State	4
	Stanford	4
12.	Coastal Carolina	3
	Nebraska	3
	North Carolina	3
	South Carolina	3



Tiger Titles

ACC Regular-Season Titles (21)

Year	ACC	Overall
1954	8-4	14-10
1958	12-3	22-8
1959	11-5	24-8
1967	11-2	29-9
1973	10-2	24-16
1974	10-1	23-15
1975	10-2	33-10
1976	10-2	36-15
1977	9-1	42-10
1978	10-2	39-14
1979	10-1	40-15
1981	10-4	34-24
1982	10-2	37-22
1984	12-2	38-17
1985	9-4	36-30-1
1988	18-2	54-14
1991	18-3	60-10
1992	19-5	50-14
1994	20-4	57-18
1995	20-4	54-14
2006	24-6	53-16

ACC Tournament Titles (9)

Year	Tourney	Overall
1976	3-0	36-15
1978	3-0	39-14
1980	4-0	38-21
1981	5-1	34-24
1989	5-0	50-20
1991	5-0	60-10
1993	5-1	45-20
1994	4-1	57-18
2006	4-1	53-16

NCAA Regional Titles (17)


Year	Tourney	Overall
1947	3-1	24-5
1958	4-1	22-8
1959	3-0	24-8
1976	3-0	36-15
1977	3-1	42-10
1980	3-0	38-21
1991	4-0	60-10
1995	4-0	54-14
1996	4-0	51-17
1999	4-1	42-27
2000	3-0	51-18
2001	3-0	41-22
2002	3-0	54-17
2005	3-0	43-23
2006	3-0	53-16
2007	3-0	41-23
2009	4-1	44-22

NCAA Super Regional Titles (3)

Year	Tourney	Overall
2000	2-0	51-18
2002	2-1	54-17
2006	2-0	53-16

College World Series Appearances (11)

Year	Tourney	Overall
1958	1-2	22-8
1959	1-2	24-8
1976	1-2	36-15
1977	1-2	42-10
1980	0-2	38-21
1991	0-2	60-10
1995	0-2	54-14
1996	2-2	51-17
2000	1-2	51-18
2002	2-2	54-17
2006	1-2	53-16



Jeff Baker
Chicago Cubs

Jeff Baker, who shares the Tiger career record for homers (59), made his Major League debut in 2005 with the Rockies and was with the Cubs in 2009. Baker finished his career as a Tiger with a .334 batting average along with 226 RBIs and a .626 slugging percentage. His 59 career homers are tied for fourth-most in ACC history, and his RBI total is second-most in Clemson history.

Baker was the starting shortstop for the Tigers' College World Series team in 2000 as a freshman, as he had a .313 batting average along with a team-best 11 homers and 64 RBIs. He was a freshman All-American by **Collegiate Baseball**. Baker was then named first-team All-American by **Baseball America** and **Collegiate Baseball** in 2001. His sophomore year also saw Baker earn First-Team All-ACC honors after leading the conference in homers (23) and RBIs (75).

As a junior on Clemson's 2002 College World Series team, Baker was named a first-team All-American by **Baseball America** and **NCBWA**. He hit .325 with 25 homers and 87 RBIs. His 25 long balls tied for second in the ACC, tied for the fifth-best mark in ACC history, and tied for the second-best mark in Clemson history. Baker was one of five finalists for the Golden Spikes Award, and was a semifinalist for both the Dick Howser Trophy and Rotary Smith Award.

Baker made his Major League debut on April 4, 2005 an impressive one, as he went 2-for-5 with a homer, double, and two RBIs. He played 12 games for Colorado in 2005 and had a .211 batting average.

In 2006, he moved to right field and played 18 games. In 57 at-bats, he hit .368 with seven doubles, two triples, five homers, and 21 RBIs.

The 2007 season saw Baker play 85 games. He hit .222 with four homers and 12 RBIs for the National League Champions. Baker also delivered the game-winning, pinch-hit, RBI single to give the Rockies a 2-1

series-clinching win over the Phillies in the National League Division Series.

In 2008, he hit .268 with 55 runs, 22 doubles, 12 homers, and 48 RBIs in 104 games. Then in 2009, he played his first 12 games with the Rockies before he was acquired by the Cubs. Overall, he batted .288 with four homers and 24 RBIs in 81 games in 2009.

In five Major League seasons, Baker has played 300 games, totaling 50 doubles, seven triples, 26 homers, and 109 RBIs along with a .270 batting average.

Year	AVG	G-S	AB	R	H	2B	3B	HR	RBI	OB%	SB
2005	.211	12-10	38	6	8	4	0	1	4	.302	0-0
2006	.368	18-10	57	13	21	7	2	5	21	.379	2-2
2007	.222	85-24	144	17	32	2	2	4	12	.296	0-0
2008	.268	104-70	299	55	80	22	1	12	48	.322	4-4
2009	.288	81-55	226	27	65	15	2	4	24	.343	1-1
Totals	.270	300-169	764	118	206	50	7	26	109	.326	7-7



Kris Benson
Texas Rangers

Kris Benson, the most prolific pitcher in Tiger history, spent his ninth season in the Major Leagues with the Texas Rangers in 2009.

Benson was a strong performer for the Tigers in his first two seasons, finishing in the top 10 in the ACC in wins, ERA, opponents' batting average, and walks per nine innings pitched. His numbers were amazing in 1996, finishing first or second in the ACC in all major categories. He was named the consensus national player-of-the-year, consensus first-team All-American, pitched for the United States in the Olympic Games in Atlanta, and was selected by the Pirates with the #1 overall pick of the 1996 draft. He was only the second Clemson athlete in any sport to be named national player-of-the-year and the first #1 pick in Tiger history, regardless of sport.

Benson spent two years in the minor leagues, but quickly made his mark by becoming only the second #1 overall pick to win his Major League debut, defeating the Cubs 2-1. After a successful 2000 season, in which he set the Pirate record for strikeouts by a right-hander, he was sidelined for the 2001 season due to an elbow surgery. Upon his return in 2002, he was a bright spot on a struggling Pirate team.

After an injury-plagued 2003, Benson returned in 2004 to make 31 starts for the Pirates and Mets, who acquired him via trade in July. He had a 10-8 record and 4.13 ERA in 28 starts with the Mets in 2005.

Traded to the Orioles before the 2006 season, Benson made 30 starts. He had an 11-12 record and 4.82 ERA in his first season in the American League.

After two years away from baseball, Benson joined the Phillies' AAA team in 2008 and signed with the Rangers before the 2009 season. He appeared in eight games for the Rangers and had a 1-1 record.

Through nine seasons, Benson has made 197 starts for a total of 1229.2 innings pitched. He also has a 69-74 record and 4.41 ERA along with 798 strikeouts.

Year	ERA	W-L	G-S	SV	IP	H	R	ER	BB	SO
1999	4.07	11-14	31-31	0	196.2	184	105	89	83	139
2000	3.85	10-12	32-32	0	217.2	206	104	93	86	184
2002	4.70	9-6	25-25	0	130.1	152	76	68	50	79
2003	4.97	5-9	18-18	0	105.0	127	67	58	36	68
2004	4.31	12-12	31-31	0	200.1	202	106	96	61	134
2005	4.13	10-8	28-28	0	174.1	171	86	80	49	95
2006	4.82	11-12	30-30	0	183.0	199	105	98	58	88
2009	8.46	1-1	8-2	0	22.1	33	23	21	12	11
Totals	4.41	69-74	203-197	0	1229.2	1274	672	603	435	798



Jason Berken
Baltimore Orioles

Jason Berken, the first member of Clemson's 2006 team to reach the Majors, made his Major League debut on May 26, 2009 as the starting pitcher for the Orioles against the Blue Jays. Berken pitched at Clemson

during the 2003, 2004, and 2006 seasons. He finished his career with an 18-6 record, 3.04 ERA, and 156 strikeouts in 186.2 innings pitched.

In 2003, Berken had a 4-2 record and a team-best 3.19 ERA in 19 appearances (eight starts). In 2004, he had a 5-1 record with a 2.53 ERA in 10 starts. During the season, he had a 30-inning streak of not allowing an earned run.

After missing the 2005 season due to injury, he tied for the team lead with nine wins and had a 3.22 ERA in 2006. He was also a Second-Team All-ACC pick.

After being drafted by the Orioles in the sixth round in 2006, Berken spent less than two years in the Orioles' minor-league system. In 2009, he made 24 starts for the Orioles. In just his second start, he pitched 7.0 innings and allowed only one run.


Year	ERA	W-L	G-S	SV	IP	H	R	ER	BB	SO
2009	6.54	6-12	24-24	0	119.2	164	92	87	44	66




Tyler Colvin
Chicago Cubs

Tyler Colvin, the #13 overall pick of the 2006 draft, made his Major League debut with the Cubs on September 21, 2009 and was the second member of the 2006 team to make his Major League debut in 2009.

At Clemson in 2004, Colvin hit .289 in 52 games (31 starts) and tied a school record with three doubles against Florida State. In 2005, Colvin hit .283 with a



Jeff Baker



Tyler Colvin



Steven Jackson


team-high 12 steals in 65 starts. He received the Bob Bradley Award as Clemson's MVP of the South Carolina series. He again tied a Tiger record with three doubles at N.C. State and had a 19-game hitting streak in 2005.

Colvin had an outstanding 2006 season, leading Clemson to the College World Series. He batted .356 with 13 homers, 70 RBIs, and 23 steals in 69 starts. He was a first-team All-American by **Baseball America** and **NCBWA**. He was also the ACC Tournament MVP, as he led Clemson to its first ACC title since 1994.

In 2006, Colvin also had a 26-game hitting streak, the fourth-longest streak in school history, and hit the first walkoff grand slam in Clemson history in a thrilling super-regional win over Oral Roberts.

After spending 2006-09 in the Cubs' minor-league system, Colvin joined Chicago in Milwaukee and started his first game in 2009. He registered a hit in his first Major League at-bat and earned the play-of-the-day on MLB.com in his second game, as he robbed a homer in the ninth inning. In all, Colvin played six games (five starts) for the Cubs and hit .176 in 2009.

Colvin's Career Major League Stats											
Year	AVG	G-S	AB	R	H	2B	3B	HR	RBI	OB%	SB
2009	.176	6-5	17	1	3	0	0	0	2	.250	0-0



Khalil Greene
Saint Louis Cardinals

The most celebrated baseball player in Tiger history is shortstop Khalil Greene. He took the college baseball world by storm in 2002, setting NCAA and ACC records while winning every major award. Greene was selected

as a unanimous first-team All-American and ACC Player-of-the-Year after he led the country in hits (134), runs scored (93), total bases (250), and doubles (33).

Greene was a freshman All-American by **Baseball America** in 1999 and Second-Team All-ACC selection in 2000. Then in 2001, he was named First-Team All-ACC.

In 2002, Greene won the Dick Howser Trophy, Golden Spikes Award, and Rotary Smith Award. He

batted .470 with 33 doubles, 27 homers, and 91 RBIs in 71 games. After a stellar college career in which he set the NCAA record for career doubles (95) and consecutive starts (269), he was taken with the #13 overall pick of the 2002 draft by the Padres.

He made his Major League debut in September of 2003, but 2004 was his first full year in the Major Leagues. That year, he batted .273 with 15 homers (a franchise record for a shortstop), 31 doubles, and 65 RBIs. He was a two-time rookie-of-the-month pick before a broken index finger sidelined him for the rest of the year. He still was second in the National League in rookie-of-the-year voting and was honored as the league's rookie-of-the-year by **Baseball America**.

In 2005, Greene hit .250 with 15 homers and 70 RBIs in 121 games. The 2006 season saw him hit 15 homers for the third straight year. Greene also hit .245 with 26 doubles and 55 RBIs in 122 games. He had one of his best fielding years in 2006, as he committed only nine errors in 456 chances (.980 fielding percentage).

In 2007, Greene played and started 153 games. He scored 89 runs and totaled 44 doubles, 27 homers, and 97 RBIs along with a .254 batting average. He also had a .984 fielding percentage, committing just 11 errors in 690 chances. Greene was voted the 2007 team's MVP.

Greene's 2008 season was cut short by injury, as he played 105 games. He hit .213 with 15 doubles, 10 homers, and 35 RBIs. With the Cardinals in 2009, Greene hit .200 with six homers and 24 RBIs in 77 games. Prior to the 2010 season, he was acquired by the Rangers.

In seven Major League seasons, Greene is hitting .245 with 157 doubles, 14 triples, 90 homers, and 352 RBIs in 736 games. His 90 home runs are more than any other former Tiger.

Greene's Career Major League Stats											
Year	AVG	G-S	AB	R	H	2B	3B	HR	RBI	OB%	SB
2003	.215	20-18	65	8	14	4	1	2	6	.271	0-1
2004	.273	139-134	484	67	132	31	4	15	65	.349	4-6
2005	.250	121-120	436	51	109	30	2	15	70	.296	5-5
2006	.245	121-111	412	56	101	26	2	15	55	.320	5-6
2007	.254	153-153	611	89	155	44	3	27	97	.291	4-4
2008	.213	105-103	389	30	83	15	2	10	35	.260	5-6
2009	.200	77-39	170	21	34	7	0	6	24	.272	2-3
Totals	.245	736-678	2567	322	628	157	14	90	352	.302	25-31



Steven Jackson
Pittsburgh Pirates

Steven Jackson was a four-year standout on the mound for the Tigers from 2001-04. In 2001, Jackson emerged as a midweek starter early in the season and appeared in 16 games (six starts). In 2002, he had

a 6-1 record and 5.37 ERA in 16 appearances (12 starts).

In 2003, Jackson emerged during the last month of the season as the team's top starter and finished with a 7-3 record and 4.27 ERA in 13 starts. After the season, he was drafted by the Indians in the 32nd round, but he chose to return to Tigertown for his senior campaign.

As a team captain in 2004, Jackson was 4-3 with a 3.56 ERA in 22 appearances. In his first start of the year and his first-ever outing against the rival Gamecocks, he earned the win at #6 South Carolina. The Diamondbacks then drafted Jackson in the 10th round.

Jackson spent the 2004-06 seasons in the Diamondbacks' minor-league system before he was traded to the Yankees. He spent the next three years in their farm system and was called up during the 2009



Tony Sipp

season. He warmed up in the Yankee bullpen on at least one occasion, but he never made an appearance in pinstripes. He was then traded to the Pirates later in the year. He made his Major League debut on June 1, 2009.

Jackson made 40 relief appearances for the Pirates in 2009. He had a 2-3 record and 3.14 ERA in 43.0 innings pitched over 40 relief appearances.

Jackson's Career Major League Stats										
Year	ERA	W-L	G-S	SV	IP	H	R	ER	BB	SO
2009	3.14	2-3	40-0	0	43.0	38	20	15	22	21



Tony Sipp
Cleveland Indians

Tony Sipp transferred to Clemson from Mississippi Gulf Coast Community College and was a talented two-way player in his one season at Clemson in 2004. He came on late in the season to hit .280 and had a 2-2

record along with a 4.69 ERA in 22 appearances on the mound. Sipp also led the team with 20 stolen bases and totaled 26 walks against only 25 strikeouts in 211 at-bats.

In the 2004 ACC Tournament, Sipp went 8-for-17 (.471) with six runs, four doubles, one triple, and five walks in four games. He also struck out six in 3.2 innings pitched on the mound.

Sipp was named to the 2004 Athens (GA) Regional All-Tournament team. In the regional, he was 8-for-22 (.364) with three doubles, a triple, and six RBIs. He also pitched 7.1 innings in two outings and allowed no walks with 10 strikeouts.

Following the season, Sipp was drafted in the 45th round by the Indians. After spending almost five seasons in the Indians' minor-league system, he was called up to join Cleveland in April. In 46 relief appearances, Sipp had a 2-0 record, 2.93 ERA, and 48 strikeouts in 40.0 innings pitched in 2009.

Sipp's Career Major League Stats										
Year	ERA	W-L	G-S	SV	IP	H	R	ER	BB	SO
2009	2.92	2-0	46-0	0	40.0	27	16	13	25	48


Former Major League Tigers



Brian Barnes, LHP
Clemson (1986-89)
Montreal Expos (1990-93)
Cleveland Indians (1994)
Los Angeles Dodgers (1994)



Jerry Brooks, 3B
Clemson (1986-88)
Los Angeles Dodgers (1993)
Florida Marlins (1996)




Mike Brown, RHP
Clemson (1978-80)
Boston Red Sox (1982-86)
Seattle Mariners (1986,87)



Ty Cline, OF
Clemson (1959,60)
Cleveland Indians (1960-62)
Milwaukee/Atlanta Braves (1963-67)
Chicago Cubs (1966)
San Francisco Giants (1967,68)
Montreal Expos (1969,70)
Cincinnati Reds (1970,71)



Cad Coles, OF
Clemson (1908,09)
Kansas City Packers (1914)



John Curtis, LHP
Clemson (1968)
Boston Red Sox (1970-73)
Saint Louis Cardinals (1974-76)
San Francisco Giants (1977-79)
San Diego Padres (1980-82)
California Angels (1982-84)



Mark Davidson, OF
Clemson (1982)
Minnesota Twins (1986-88)
Houston Astros (1989-91)



Rusty Gerhardt, LHP
Clemson (1969-72)
San Diego Padres (1974)




Bert Heffernan, C
Clemson (1985-88)
Seattle Mariners (1992)



Mike Holtz, LHP
Clemson (1991-94)
Anaheim Angels (1996-01)
Oakland Athletics (2002)
San Diego Padres (2002)
Boston Red Sox (2006)




Jimmy Key, LHP
Clemson (1980-82)
Toronto Blue Jays (1984-92)
New York Yankees (1993-96)
Baltimore Orioles (1997,98)



Billy Koch, RHP
Clemson (1994-96)
Toronto Blue Jays (1999-01)
Oakland Athletics (2002)
Chicago White Sox (2003,04)
Florida Marlins (2004)



Brian Kowitz, OF
Clemson (1988-90)
Atlanta Braves (1995)



Joe Landrum, RHP
Clemson (1946,47)
Brooklyn Dodgers (1950,52)




Matthew LeCroy, C/1B
Clemson (1995-97)
Minnesota Twins (2000-05,07)
Washington Nationals (2006)



John McMakin, LHP
Clemson (1900,01)
Brooklyn Dodgers (1902)



Norm McMillan, 3B
Clemson (1915-17)
New York Yankees (1922)
Boston Red Sox (1923)
Saint Louis Browns (1924)
Chicago Cubs (1928,29)




Billy McMillon, OF
Clemson (1991-93)
Florida Marlins (1996,97)
Philadelphia Phillies (1997)
Detroit Tigers (2000,01)
Oakland Athletics (2001,03,04)



Former Tiger Billy McMillon, who became the manager of the Greenville Drive in 2010, played six years in the Major Leagues.



Mike Milchin, LHP
Clemson (1986-89)
Minnesota Twins (1996)
Baltimore Orioles (1996)




Shane Monahan, OF
Clemson (1993-95)
Seattle Mariners (1998,99)




Ron Musselman, RHP
Clemson (1976,77)
Seattle Mariners (1982)
Toronto Blue Jays (1984,85)




Billy O'Dell, LHP
Clemson (1952-54)
Baltimore Orioles (1954,56-59)
San Francisco Giants (1960-64)
Milwaukee/Atlanta Braves (1965,66)
Pittsburgh Pirates (1966,67)



Former Tiger Tim Teufel, who won a World Series Championship ring with the Mets in 1986, played 11 years in the Major Leagues.



John Pawlowski, RHP
Clemson (1983-85)
Chicago White Sox (1987,88)



Chuck Porter, RHP
Clemson (1974-76)
Milwaukee Brewers (1981-85)




Flint Rhem, RHP
Clemson (1922-24)
Saint Louis Cardinals (1924-28,30-32,34,36)
Philadelphia Phillies (1932,33)
Boston Braves (1934,35)



Bill Schroeder, C
Clemson (1977-79)
Milwaukee Brewers (1983-88)
California Angels (1989,90)



Kurt Seibert, SS
Clemson (1974-76)
Chicago Cubs (1979)



Danny Sheaffer, C/INF/OF
Clemson (1980)
Boston Red Sox (1987)
Cleveland Indians (1989)
Colorado Rockies (1993,94)
Saint Louis Cardinals (1995-97)



Vet Sittin, RHP
Clemson (1904,05)
Cleveland Indians (1909)




Brian Snyder, LHP
Clemson (1977-79)
Seattle Mariners (1985)
Oakland Athletics (1989)




Bill Spiers, INF
Clemson (1985-87)
Milwaukee Brewers (1989-94)
New York Mets (1995)
Houston Astros (1996-01)




Harold Stowe, LHP
Clemson (1957-59)
New York Yankees (1960)




Tim Teufel, INF
Clemson (1979,80)
Minnesota Twins (1983-85)
New York Mets (1986-91)
San Diego Padres (1991-93)



Ken Vining, LHP
Clemson (1994-96)
Chicago White Sox (2001)



Denny Walling, 1B/3B
Clemson (1975)
Oakland Athletics (1975,76)
Houston Astros (1977-88,92)
Saint Louis Cardinals (1988-90)
Texas Rangers (1991)



Matt White, LHP
Clemson (1996-98)
Toronto Blue Jays (2003)
Boston Red Sox (2003)
Seattle Mariners (2003)
Washington Nationals (2005)



Keith Williams, OF
Clemson (1991-93)
San Francisco Giants (1996)



Scott Winchester, RHP
Clemson (1993-95)
Cincinnati Reds (1997,98,00,01)

Career Major League Tiger Stats

Batting

Player	Last Team	Years (Seasons)	G	AB	R	H	2B	3B	HR	RBI	BA
Jeff Baker	Cubs	2005-09 (5)	300	764	118	206	50	7	26	109	.270
Brian Barnes	Dodgers	1990-94 (5)	116	107	3	15	0	0	0	4	.140
Kris Benson	Orioles	1999,00,02-06 (7)	191	316	23	41	7	0	1	22	.130
Jerry Brooks	Marlins	1993,96 (2)	17	14	4	4	1	1	1	4	.286
Ty Cline	Reds	1960-71 (12)	892	1834	251	437	53	25	6	125	.238
Cad Coles	Packers	1914 (1)	78	194	17	49	7	3	1	25	.253
Tyler Colvin	Cubs	2009 (1)	6	17	1	3	0	0	0	2	.176
John Curtis	Angels	1970-84 (15)	445	359	29	63	4	3	0	16	.175
Mark Davidson	Astros	1986-91 (6)	413	661	88	149	27	3	6	57	.225
Rusty Gerhardt	Padres	1974 (1)	23	6	0	1	0	0	0	0	.167
Khalil Greene	Cardinals	2003-09 (7)	736	2567	322	628	157	14	90	352	.245
Bert Heffernan	Mariners	1992 (1)	8	11	0	1	1	0	0	1	.091
Mike Holtz	Red Sox	1996-02,06 (8)	174	3	0	0	0	0	0	0	.000
Jimmy Key	Orioles	1984-98 (15)	437	2	0	0	0	0	0	0	.000
Billy Koch	Marlins	1999-04 (6)	65	2	0	0	0	0	0	0	.000
Brian Kowitz	Braves	1995 (1)	10	24	3	4	1	0	0	3	.167
Joe Landrum	Dodgers	1950,52 (2)	16	8	0	1	0	0	0	1	.125
Matthew LeCroy	Twins	2000-07 (8)	476	1388	146	361	68	1	60	218	.260
John McMakin	Dodgers	1902 (1)	4	11	3	2	0	0	0	0	.182
Norm McMillan	Cubs	1922-24,28,29 (5)	413	1356	157	353	74	16	6	147	.260
Billy McMillon	Athletics	1996,97,00,01,03,04 (6)	269	601	66	149	35	3	16	93	.248
Shane Monahan	Mariners	1998,99 (2)	78	226	20	53	8	1	4	28	.235
Billy O'Dell	Pirates	1954,56-67 (13)	530	528	43	66	6	0	2	19	.125
Flint Rhem	Cardinals	1924-28,30-36 (12)	294	610	43	88	11	0	3	48	.144
Bill Schroeder	Angels	1983-90 (8)	376	1262	153	303	49	1	61	152	.240
Kurt Seibert	Cubs	1979 (1)	7	2	2	0	0	0	0	0	.000
Danny Sheaffer	Cardinals	1987,89,93-97 (7)	389	946	87	219	38	5	13	110	.232
Vet Sitton	Indians	1909 (1)	14	13	0	2	1	0	0	0	.154
Bill Spiers	Astros	1989-01 (13)	1252	3408	477	922	158	35	37	388	.271
Tim Teufel	Padres	1983-93 (11)	1073	3112	415	789	185	12	86	379	.254
Denny Walling	Astros	1975-92 (18)	1271	2945	372	799	142	30	49	380	.271
Keith Williams	Giants	1996 (1)	9	20	0	5	0	0	0	0	.250
Scott Winchester	Reds	1997,98,00,01 (4)	35	26	0	3	0	0	0	1	.115

Note: **Bold** denotes 2009 Major Leaguer.

Pitching

Player	Last Team	Years (Seasons)	W-L	Win %	App.	GS	IP	H	BB	SO	ERA
Brian Barnes	Dodgers	1990-94 (5)	14-22	.389	116	56	406.1	364	204	275	3.94
Kris Benson	Rangers	1999,00,02-06,09 (8)	69-74	.483	203	197	1229.2	1274	435	798	4.41
Jason Berken	Orioles	2009 (1)	6-12	.333	24	24	119.2	164	44	66	6.54
Mike Brown	Mariners	1982-87 (6)	12-20	.375	61	42	253.2	324	102	115	5.75
John Curtis	Angels	1970-84 (15)	89-97	.478	438	199	1641.0	1695	669	825	3.96
Rusty Gerhardt	Padres	1974 (1)	2-1	.667	23	1	35.2	44	17	22	7.07
Mike Holtz	Red Sox	1996-02,06 (8)	16-19	.457	353	0	240.0	245	131	223	4.76
Steven Jackson	Pirates	2009 (1)	2-3	.400	40	0	43.0	38	22	21	3.14
Jimmy Key	Orioles	1984-98 (15)	186-117	.614	470	389	2591.2	2518	668	1538	3.51
Billy Koch	Marlins	1999-04 (6)	29-25	.537	379	0	407.1	379	191	357	3.89
Joe Landrum	Dodgers	1950,52 (2)	1-3	.250	16	5	44.2	58	11	22	5.64
John McMakin	Dodgers	1902 (1)	2-2	.500	4	4	32.0	34	11	6	3.09
Mike Milchin	Orioles	1996 (1)	3-1	.750	39	0	32.2	44	17	29	7.44
Ron Musselman	Blue Jays	1982,84,85 (3)	4-2	.667	48	4	89.1	95	40	47	3.73
Billy O'Dell	Pirates	1954,56-67 (13)	105-100	.512	479	199	1817.0	1697	556	1133	3.29
John Pawlowski	White Sox	1987,88 (2)	1-0	1.000	8	0	17.2	27	6	12	7.64
Chuck Porter	Brewers	1981-85 (5)	13-13	.500	54	34	237.0	278	54	136	4.14
Flint Rhem	Cardinals	1924-28,30-36 (12)	105-97	.520	294	229	1725.1	1958	529	534	4.20
Tony Sipp	Indians	2009 (1)	2-0	1.000	46	0	40.0	27	25	48	2.92
Vet Sitton	Indians	1909 (1)	3-2	.600	14	5	50.0	50	16	16	2.88
Brian Snyder	Athletics	1985,89 (2)	1-2	.333	17	6	36.0	46	21	24	6.75
Harold Stowe	Yankees	1960 (1)	0-0	----	1	0	1.0	0	1	0	9.00
Ken Vining	White Sox	2001 (1)	0-0	----	8	0	6.2	15	7	3	17.55
Matt White	Nationals	2003,05 (2)	0-2	.000	7	1	9.2	17	8	3	16.76
Scott Winchester	Reds	1997,98,00,01 (4)	3-8	.273	38	17	116.1	149	35	55	5.42

Note: **Bold** denotes 2009 Major Leaguer

Major League Bests

Seasons		
Rk	Player	Years
1.	Denny Walling	1975-92
2.	John Curtis	1970-84
	Jimmy Key	1984-98
4.	Billy O'Dell	1954-67
	Bill Spiers	1989-01

Career Hits		
Rk	Player	Years (Seasons)
1.	Bill Spiers	1989-01 (13)
2.	Denny Walling	1975-92 (18)
3.	Tim Teufel	1983-93 (11)
4.	Khalil Greene	2003-08 (6)
5.	Ty Cline	1960-71 (12)

Career Wins		
Rk	Player	Years (Seasons)
1.	Jimmy Key	1984-98 (15)
2.	Flint Rhem	1924-28,30-36 (12)
	Billy O'Dell	1954-67 (14)
4.	John Curtis	1970-84 (15)
5.	Kris Benson	1999,00,02-06 (7)

Led League in Statistical Category

Year	Player	Team (League)	Cat.	Stat
1926	Flint Rhem	Cardinals (NL)	Wins	20
1987	Jimmy Key	Blue Jays (AL)	ERA	2.76
	Jimmy Key	Blue Jays (AL)	Opp. BA	.221
	Jimmy Key	Blue Jays (AL)	Opp. OB %	.273
1993	Jimmy Key	Yankees (AL)	Win %	.750
1994	Jimmy Key	Yankees (AL)	Wins	17

All-Star Game Selections

Year	Player	Pos.	Team (League)
1958	Billy O'Dell	LHP	Orioles (AL)
1959	Billy O'Dell	LHP	Orioles (AL)
1985	Jimmy Key	LHP	Blue Jays (AL)
1991	Jimmy Key	LHP	Blue Jays (AL)
1993	Jimmy Key	LHP	Yankees (AL)
1994	Jimmy Key	LHP	Yankees (AL)

World Series Participants

Year	Player	Pos.	Team (League)
1922	Norm McMillan	3B	Yankees (AL)
1926	*Flint Rhem	RHP	Cardinals (NL)
1928	Flint Rhem	RHP	Cardinals (NL)
1929	Norm McMillan	3B	Cubs (NL)
1930	Flint Rhem	RHP	Cardinals (NL)
1931	*Flint Rhem	RHP	Cardinals (NL)
1962	Billy O'Dell	LHP	Giants (NL)
1970	Ty Cline	OF	Reds (NL)
1986	*Tim Teufel	2B	Mets (NL)
1987	*Mark Davidson	OF	Twins (AL)
1992	*Jimmy Key	LHP	Blue Jays (AL)
1996	*Jimmy Key	LHP	Yankees (AL)
2007	Jeff Baker	OF/INF	Rockies (NL)

* - World Series champion




Righty Jason Berken made his Major League debut in 2009.





Jeff Baker
INF • Cubs
Majors • Chicago, IL
Clemson (2000-02)



Kris Benson
RHP • Rangers
Majors • Arlington, TX
Clemson (1994-96)



Jason Berken
RHP • Orioles
Majors • Baltimore, MD
Clemson (2003,04,06)



Adrian Casanova
C • Tigers
AA • Erie, PA
Clemson (2005,06)



Brad Chalk
OF • Padres
A (Adv.) • Lake Elsinore, CA
Clemson (2005-07)



Stephen Clyne
RHP • Mets
A (Adv.) • Port Saint Lucie, FL
Clemson (2005-07)



Tyler Colvin
OF • Cubs
Majors • Chicago, IL
Clemson (2004-06)



Andy D'Alessio
1B • Giants
AA • Norwich, CT
Clemson (2004-07)




Trey Delk
RHP • White Sox
R • Bristol, VA
Clemson (2008,09)



Chris Dwyer
LHP • Royals
R • Idaho Falls, ID
Clemson (2009)



Alan Farina
RHP • Blue Jays
A (Adv.) • Dunedin, FL
Clemson (2007)



Stephen Faris
RHP • Padres
AA • San Antonio, TX
Clemson (2004-06)



Khalil Greene
SS/3B • Cardinals
Majors • Saint Louis, MO
Clemson (1999-02)



Taylor Harbin
INF • Diamondbacks
AAA • Reno, NV
Clemson (2005-07)



Kris Harvey
RHP • Marlins
A (Adv.) • Jupiter, FL
Clemson (2003-05)



Ryan Hinson
LHP • Padres
A (Adv.) • Lake Elsinore, CA
Clemson (2006-09)



Doug Hogan
C • Rangers
A (Adv.) • Bakersfield, CA
Clemson (2005-08)



Steven Jackson
RHP • Pirates
Majors • Pittsburgh, PA
Clemson (2001-04)



David Kopp
RHP • Cardinals
AA • Springfield, MO
Clemson (2005-07)



B.J. LaMura
RHP • Independent
Central Islip, NY
Clemson (2000-02)



Tyler Lumsden
LHP • Astros
AAA • Round Rock, TX
Clemson (2002-04)



Clinton McKinney
RHP • Rockies
R • Casper, WY
Clemson (2008,09)



Daniel Moskos
LHP • Pirates
AA • Altoona, PA
Clemson (2005-07)



Matt Padgett
3B • Independent
York, PA
Clemson (1996-98)



Ben Paulsen
1B • Rockies
A (SS) • Pasco, WA
Clemson (2007-09)



Steve Richard
RHP • Mariners
A (Adv.) • Adelanto, CA
Clemson (2006)



Robert Rohrbaugh
LHP • Mariners
AA • Jackson, TN
Clemson (2003-05)



Matt Sanders
INF • Rockies
A (SS) • Pasco, WA
Clemson (2008,09)



Lou Santangelo
C • Astros
AAA • Round Rock, TX
Clemson (2004)



Tony Sipp
LHP • Indians
Majors • Cleveland, OH
Clemson (2004)



Marquez Smith
3B • Cubs
AA • Knoxville, TN
Clemson (2006,07)



Graham Stoneburner
RHP • Yankees
A (SS) • Staten Island, NY
Clemson (2008,09)



P.J. Zocchi
RHP • Independent
Ypsilanti, MI
Clemson (2004-07)



Kris Benson played for his fourth Major League team in 2009 when he pitched for the Rangers. He has 69 wins and 798 strikeouts in his Major League career.

Year	Player, Pos.	Round	Organization
1954	Doug Kingsmore, OF	FA	Baltimore Orioles
	Billy O'Dell, P	FA	Baltimore Orioles
1958	Bud Spiers, SS	FA	Kansas City Athletics
1959	Larry Bagwell, 3B	FA	Washington Senators
	Doug Hoffman, OF	FA	Washington Senators
	Harold Stowe, P	FA	New York Yankees
1960	Ty Cline, OF	FA	Cleveland Indians
	Dave Olson, P	FA	New York Yankees
1963	Gene Harbeson, P	FA	San Francisco Giants
	Johnny Jones, OF	FA	Milwaukee Braves
	Elmo Lam, SS	FA	Philadelphia Phillies
1965	Tommy Chapman, P	9	Philadelphia Phillies
	Jack McCall, SS	*12	Baltimore Orioles
	Rusty Adkins, OF	*14	Houston Astros
1966	Charlie Watson, P	*#6	Kansas City Athletics
	Rusty Adkins, SS	*\$7	Detroit Tigers
	Charlie Watson, P	*\$7	Cleveland Indians
	Jack McCall, SS	15	California Angels
	George Sutton, OF	*39	New York Mets
1967	Rusty Adkins, 2B	*\$7	Kansas City Athletics
	Charlie Watson, P	#\$7	Washington Senators
	Garry Helms, SS	12	Pittsburgh Pirates
	Eddie Barbary, C	FA	Pittsburgh Pirates
	Mike McCall, 3B	FA	Philadelphia Phillies
1968	John Curtis, P	\$1	Boston Red Sox
	Nelson Gibson, P	24	Seattle Pilots
	Bill James, P	FA	Cleveland Indians
1970	Don Russell, 3B	\$1	Houston Astros
1971	Johnny Severs, OF	\$4	New York Mets
1972	Craig White, OF	*6	California Angels
	Rusty Gerhardt, P	12	San Diego Padres
1973	Ken Bagwell, 2B	#3	Chicago White Sox
	Craig White, OF	12	New York Yankees
	Lindsay Graham, P	26	Texas Rangers
1974	Steve Cline, P	6	San Francisco Giants
	Richard Haynes, P	8	Houston Astros
	Lin Hamilton, C	10	San Diego Padres
1975	Denny Walling, OF	\$1	Oakland Athletics
1976	Kurt Seibert, SS	3	Chicago Cubs
	Chuck Porter, P	7	California Angels
	Bob Mahony, P	FA	Baltimore Orioles
1977	Dave Caldwell, OF	4	Baltimore Orioles
	Ron Musselman, P	5	Seattle Mariners
	Bill Foley, C	6	Milwaukee Brewers
	Billy Wingo, 2B	FA	Atlanta Braves
1978	Pete Peltz, 3B	9	Cleveland Indians
	Robert Bonnette, SS	*20	Cleveland Indians
1979	Mike Sullivan, P	1	Cincinnati Reds
	Tim Teufel, 2B	*\$3	Chicago White Sox
	Brian Snyder, P	7	Seattle Mariners
	Bill Schroeder, C	8	Milwaukee Brewers
	Tony Masone, OF	10	Cincinnati Reds
	Len Bradley, P	*10	Cleveland Indians



Tommy Chapman was a ninth-round draft selection by the Phillies in 1965.

	David Buffamoyer, C	13	New York Yankees
	Todd Freeman, 3B	FA	Milwaukee Brewers
	Pete Khoury, OF	FA	New York Yankees
1980	Robbie Allen, SS	\$1	Los Angeles Dodgers
	Mike Brown, P	2	Boston Red Sox
	Tim Teufel, 2B	2	Minnesota Twins
	Robbie Allen, SS	*#4	Los Angeles Dodgers
	Len Bradley, P	5	Chicago White Sox
	Neil Simons, OF	14	Houston Astros
	Billy Weems, OF	20	Houston Astros
	Bobby Kenyon, P	25	Los Angeles Dodgers
1981	Danny Sheaffer, C	#1	Boston Red Sox
	Glenn Gallagher, OF	3	Toronto Blue Jays
	Greg Guin, 1B	12	Saint Louis Cardinals
1982	Jimmy Key, P	3	Toronto Blue Jays
	Ricky Hester, OF	*\$4	Cleveland Indians
	Mark Davidson, OF	11	Minnesota Twins
	Jeff Gilbert, P	*32	San Francisco Giants
	Coe Brier, C	FA	Minnesota Twins
1983	Jeff Gilbert, P	10	Milwaukee Brewers
	Ricky Hester, SS	25	Texas Rangers
	Scott Parrish, P	*26	Los Angeles Dodgers
1984	Brooks Shumake, 3B	5	Cincinnati Reds
	Scott Powers, SS	17	Atlanta Braves
	Scott Parrish, P	21	Oakland Athletics
	Tim Rice, P	22	Chicago Cubs
1985	John Pawlowski, P	6	Chicago White Sox
	Jim McCollom, C	9	California Angels
	George Stone, C	18	Chicago White Sox
	Tommy Smith, 1B	23	San Francisco Giants
1987	Bill Spiers, SS	1	Milwaukee Brewers
	Bert Heffernan, C	*9	Texas Rangers
	Chuck Baldwin, 2B	11	Cleveland Indians
	Steve Baucum, 2B	25	Toronto Blue Jays
	Ray Williams, OF	FA	Seattle Mariners
1988	Bert Heffernan, C	9	Milwaukee Brewers
	Jerry Brooks, 3B	12	Los Angeles Dodgers
	Mike Pomeranz, P	13	Minnesota Twins
	Brian Barnes, P	*25	Baltimore Orioles
	Randy Mazey, OF	28	Cleveland Indians
	Burke Fairey, OF	FA	Chicago Cubs
	Phillip Lowery, P	FA	Atlanta Braves
1989	Mike Milchin, P	2	Saint Louis Cardinals
	Brian Barnes, P	4	Montreal Expos
	Mike Couture, C	*12	California Angels
	Alan Botkin, P	23	Saint Louis Cardinals
	Henry Threadgill, 2B	34	California Angels
	Rusty Charpia, SS	38	Milwaukee Brewers
1990	Tim Parker, P	3	Chicago Cubs
	Brian Kowitz, OF	9	Atlanta Braves
	Ron Frazier, P	12	New York Yankees
	Brian Faw, P	17	New York Yankees
	David Tripp, P	*25	Oakland Athletics
	Mike Couture, C	28	Milwaukee Brewers
	Tim Rigbsy, SS	FA	Cleveland Indians

1991	Joe DeBerry, 1B	3	Cincinnati Reds
	Jim Crowley, 2B	11	Boston Red Sox
	Todd Stefan, SS	FA	Chicago Cubs
1992	Scott Miller, P	3	Oakland Athletics
	Jason Angel, P	5	Cincinnati Reds
	Paxton Briley, P	5	California Angels
	Ted Corbin, SS	21	Minnesota Twins
	Kevin Northrup, OF	31	Montreal Expos
	Aaron Jersild, P	43	Toronto Blue Jays
	Mike Lockhart, C	FA	Cleveland Indians
1993	Keith Williams, OF	7	San Francisco Giants
	Billy McMillon, OF	8	Florida Marlins
	Chris Carter, C	30	Milwaukee Brewers
	Chad Phillips, P	*41	Florida Marlins
1994	Andy Taulbee, P	2	San Francisco Giants
	Mike Hampton, 3B	4	Cincinnati Reds
	Scott Winchester, P	*16	Detroit Tigers
	Mike Holtz, P	17	California Angels
1995	David Miller, 1B	1	Cleveland Indians
	Shane Monahan, OF	2	Seattle Mariners
	Seth Brizek, SS	8	Seattle Mariners
	Mark Watson, P	*8	Florida Marlins
	Jason Dawsey, P	10	Milwaukee Brewers
	Jeff Sauve, P	11	Boston Red Sox
	Scott Winchester, P	14	Cleveland Indians
1996	Kris Benson, P	1	Pittsburgh Pirates
	Billy Koch, P	1	Toronto Blue Jays
	David Shepard, P	3	Cincinnati Reds
	Ken Vining, P	4	San Francisco Giants
	Brian Matz, P	9	Montreal Expos
	Paul Galloway, 3B	14	San Francisco Giants
	Doug Livingston, 2B	17	Colorado Rockies
	Gary Burnham, OF	*40	Oakland Athletics
1997	Matthew LeCroy, C	^1	Minnesota Twins
	Gary Burnham, OF	22	Philadelphia Phillies
1998	Matt Padgett, OF	5	Florida Marlins
	Matt White, P	15	Cleveland Indians
	Scott Clackum, P	FA	Florida Marlins
1999	Mike Paradis, P	1	Baltimore Orioles
	Chris Heck, P	5	San Diego Padres
	Brian Adams, P	*11	San Diego Padres
	Doug Roper, SS/P	26	Toronto Blue Jays
	Ryan Mottl, P	*27	Texas Rangers
	Kurt Bultmann, 2B	34	Pittsburgh Pirates
2000	Patrick Boyd, OF	*4	Pittsburgh Pirates
	Ryan Mottl, P	6	Cincinnati Reds
	Scott Berney, P	18	Colorado Rockies
	Mike Calitri, INF	FA	Cincinnati Reds
	Justin Lombardi, P	FA	Florida Marlins
	Henri Stanley, OF	FA	Houston Astros
	Justin Singleton, OF/INF	FA	Toronto Blue Jays
2001	Josh Cram, P	4	San Francisco Giants
	Patrick Boyd, OF	7	Texas Rangers
	Khalil Greene, SS	*14	Chicago Cubs



Current Auburn Head Coach John Pawlowski was a sixth-round draft pick by the White Sox in 1985.



Mike Paradis was the #13 overall pick of the 1999 draft by the Orioles.

First-Round Draft Picks

Year	Player	Pos.	Team
1968	John Curtis	LHP	Red Sox
1975	Denny Walling	OF	Athletics
1979	Mike Sullivan	RHP	Reds
1987	Bill Spiers	SS	Brewers
1995	David Miller	1B	Indians
1996	Kris Benson	RHP	Pirates
	Billy Koch	RHP	Blue Jays
1997	Matthew LeCroy	C	Twins
1999	Mike Paradis	RHP	Orioles
2002	Khalil Greene	SS	Padres
2004	Tyler Lumsden	LHP	White Sox
2006	Tyler Colvin	OF	Cubs
2007	Daniel Moskos	LHP	Pirates

Highest Draft Picks

Year	Player	Pos.	Pick	Team
1996	Kris Benson	RHP	1	Pirates
1996	Billy Koch	RHP	4	Blue Jays
2007	Daniel Moskos	LHP	4	Pirates
1987	Bill Spiers	SS	13	Brewers
1999	Mike Paradis	RHP	13	Orioles
2002	Khalil Greene	SS	13	Padres
2006	Tyler Colvin	OF	13	Cubs
1979	Mike Sullivan	RHP	22	Reds
1995	David Miller	1B	23	Indians


Note: Major League players in **bold**.

	Steve Reba, P	*16	Oakland Athletics
	Nick Glaser, P	FA	Philadelphia Phillies
	Ryan Riley, 2B	FA	Tampa Bay Rays
2002	Khalil Greene, SS	1	San Diego Padres
	Michael Johnson, 1B	2	San Diego Padres
	Jeff Baker, 3B	4	Colorado Rockies
	B.J. LaMura, P	5	Chicago White Sox
	Matt Henrie, P	7	Arizona Diamondbacks
	Jarrod Schmidt, OF	21	Cincinnati Reds
	Steve Reba, P	24	Colorado Rockies
	Ryan Childs, P	33	Baltimore Orioles
	Thomas Boozier, P	FA	Independent League
2003	Steven Jackson, P	*32	Cleveland Indians
	Kyle Frank, OF	FA	New York Yankees
	Paul Harrelson, P	FA	Colorado Rockies
	Steve Pyzik, C	FA	Atlanta Braves
	David Slevin, 2B	FA	New York Yankees
2004	Tyler Lumsden, P	^1	Chicago White Sox
	Collin Mahoney, P/C	4	Detroit Tigers
	Lou Santangelo, C	4	Houston Astros


	Brad McCann, 3B	6	Florida Marlins
	Steven Jackson, P	10	Arizona Diamondbacks
	Patrick Hogan, P	14	Florida Marlins
	Garrick Evans, OF	*25	Kansas City Royals
	Zane Green, OF	44	Chicago Cubs
	Tony Sipp, OF/P	45	Cleveland Indians
	Russell Triplett, SS	FA	New York Mets
2005	Kris Harvey, DH/P	2	Florida Marlins
	Robert Rohrbaugh, P	7	Seattle Mariners
	Jeff Hahn, P	35	Detroit Tigers
	Adrian Casanova, C	*44	Detroit Tigers
	Drew Fiorenza, P	*45	Cleveland Indians
2006	Tyler Colvin, OF	1	Chicago Cubs
	Jason Berken, P	6	Baltimore Orioles
	Josh Cribb, P	8	Kansas City Royals
	Steve Richard, P	8	Seattle Mariners
	Andy D'Alessio, 1B	*10	Los Angeles Dodgers
	Stephen Faris, P	12	San Diego Padres
	Drew Fiorenza, P	15	Seattle Mariners
	Herman Demmink, 3B	28	Philadelphia Phillies
	Marquez Smith, INF	*35	Chicago Cubs
	Adrian Casanova, C	40	Detroit Tigers
2007	Daniel Moskos, P	1	Pittsburgh Pirates
	David Kopp, P	2	Saint Louis Cardinals

	Brad Chalk, OF	2	San Diego Padres
	Alan Farina, P	3	Toronto Blue Jays
	Stephen Clyne, P	3	New York Mets
	Marquez Smith, INF	8	Chicago Cubs
	Taylor Harbin, 2B/SS	8	Arizona Diamondbacks
	Doug Hogan, C	*16	Cleveland Indians
	Andy D'Alessio, 1B	19	San Francisco Giants
	P.J. Zocchi, P	36	Cleveland Indians
	Stan Widmann, SS	*39	Oakland Athletics
2008	D.J. Mitchell, P/OF	10	New York Yankees
	Doug Hogan, C	18	Texas Rangers
	Ryan Hinson, P	*31	Pittsburgh Pirates
2009	Ben Paulsen, 1B	3	Colorado Rockies
	Chris Dwyer, P	4	Kansas City Royals
	Ryan Hinson, P	10	San Diego Padres
	Graham Stoneburner, P	14	New York Yankees
	Trey Delk, P	29	Chicago White Sox
	Mike Freeman, INF	*36	Arizona Diamondbacks
	Matt Sanders, INF	41	Colorado Rockies
	Clinton McKinney, P	48	Colorado Rockies
	Addison Johnson, OF	*48	Oakland Athletics

* - did not sign; \$ - secondary phase; # - drafted in January; ^ - supplemental pick between first and second rounds; Note: No draft prior to 1965; Major League players in **bold**.



Daniel Moskos was the #4 overall selection of the 2007 draft by the Pirates. It tied for the second-highest pick in Tiger history.



Three days after being the #13 overall pick of the 2006 draft, Tyler Colvin hit a walkoff grand slam to defeat Oral Roberts in the Clemson Super Regional.



Clemson held its third Alumni Baseball Reunion Weekend from October 30-31, 2009. Over 150 Tiger baseball alumni attended the reunion. Many current and former Major League players returned to Tigertown for the event. Former Head Coach **Bill Wilhelm** (1958-93) was also on hand.

"When we first started thinking about the alumni weekend, we never envisioned that it would turn out as well as it did," current Head Coach **Jack Leggett** said.

The weekend kicked off with a golf tournament at Boscobel Golf Club on Friday morning and was followed by a reception.

The former Tigers played the alumni game on Friday night at Doug Kingsmore Stadium, with hundreds of fans in attendance. Prior to the game, all the players were introduced. They split into two teams, one coached by **Wilhelm** and the other coached by **Leggett**. Every position player was able to make one at-bat and every pitcher threw to at least one batter.

On Saturday, the players and families gathered in the McFadden Building for a tailgate party and then congregated at Death Valley to see the Tigers defeat Coastal Carolina 49-3.

"Everything went so well - the golf tournament, the game, tailgating - it was a fantastic weekend," **Leggett** exclaimed. "I am so pleased that players from many different decades took the time to come back. It's another strong indication of the deep baseball tradition here at Clemson. We hope to do it again soon."



TIGER HISTORY & RECORDS



Bill Wilhelm served as Clemson's head coach for 36 years (1958-93), never had a losing season, and took Clemson to six College World Series.

Batting Records

Games

Season:	*75 Seth Brizek, 1994
	*75 Mike Hampton, 1994
	*75 Shane Monahan, 1994
Career:	272 Khalil Greene, 1999-02

At-Bats

Game:	*9 Tony Masone at N.C. State, Apr. 6, 1979
	*9 Bert Heffernan vs. Fordham, May 26, 1988 (19 innings)
Season:	*330 Shane Monahan, 1994
Career:	*1,069 Khalil Greene, 1999-02

Hits

Inning:	*3 Robert Bonnette at N.C. State (9th), Apr. 6, 1979
Game:	6 Joey Taylor vs. South Carolina, May 8, 1962
	6 Neil Simons vs. Georgia, Feb. 27, 1980
	6 Greg Guin at Georgia, Apr. 8, 1981
	6 Bob Paulling vs. Georgia Tech, Apr. 17, 1983
	6 Bert Heffernan vs. Auburn, Mar. 25, 1987
	6 Jerry Brooks vs. Charlotte, Feb. 24, 1988
	6 Chad Phillips vs. Maryland, Mar. 15, 1992
	6 Brad McCann vs. College of Charleston, May 12, 2004
Consecutive:	9 Bob Paulling vs. Georgia Tech (6) & Virginia (3), Apr. 17, 20, 1983
Hitting Streak:	*41 Rusty Adkins, 1965-66
Season:	*137 Shane Monahan, 1994
Career:	*403 Khalil Greene, 1999-02

Doubles

Game:	3 Joey Taylor vs. South Carolina, May 8, 1962
	3 Pat Fitzsimmons vs. Wake Forest, Apr. 26, 1975
	3 Dave Caldwell vs. Arizona State, Jun. 10, 1977
	3 Tim Teufel vs. Western Carolina, Feb. 28, 1980
	3 Bert Heffernan vs. Auburn, Mar. 25, 1987
	3 Mike Couture at Coastal Carolina, Feb. 18, 1989
	3 Mike Lockhart vs. Davidson, Apr. 3, 1989
	3 Khalil Greene at Arkansas, May 29, 1999
	3 Khalil Greene at North Carolina, Apr. 1, 2000
	3 Russell Triplett at Old Dominion, Mar. 20, 2001
	3 Khalil Greene vs. South Carolina, Mar. 3, 2002
	3 Tyler Colvin vs. Florida State, May 3, 2004
	3 Tyler Colvin at N.C. State, Apr. 24, 2005
	3 Taylor Harbin vs. Miami (FL), May 21, 2005
	3 Marquez Smith vs. Florida State, May 12, 2006
Season:	33 Khalil Greene, 2002
Career:	*^95 Khalil Greene, 1999-02

Triples

Game:	*2 by many
Season:	11 Bill Spiers, 1987
Career:	21 Shane Monahan, 1993-95

Home Runs

Inning:	*2 Brooks Shumake vs. Maryland (1st), Apr. 15, 1982
	*2 Chuck Baldwin vs. Maryland (1st), Mar. 27, 1986
	*2 Kyle Frank at Maryland (2nd), Apr. 20, 2003
	*2 Wilson Boyd vs. Mercer (3rd), Feb. 24, 2008
Game:	3 Ray Mathews vs. Furman, May 1, 1950
	3 Bill Barnett vs. Furman, Apr. 22, 1953 (14 innings)
	3 Jack McCall vs. Georgia Tech, Apr. 14, 1964
	3 Denny Walling at Wake Forest, Apr. 19, 1975

	3 Neil Simons at N.C. State, Apr. 7, 1979
	3 Bob Paulling at Georgia, Apr. 6, 1983
	3 Steve Baucum at Charlotte, Mar. 31, 1987
	3 Chuck Baldwin at Maryland, May 5, 1987
	3 Shane Monahan at N.C. State, Apr. 11, 1993
	3 Jeff Baker vs. Winthrop, Apr. 3, 2002
	3 Taylor Harbin at N.C. State, Apr. 23, 2005
	3 Kyle Parker at Wake Forest, Mar. 9, 2008⁽²⁾
Season:	27 Khalil Greene, 2002
Career:	59 Jeff Baker, 2000-02
	59 Andy D'Alessio, 2004-07

Extra Base Hits

Game:	5 Joey Taylor vs. South Carolina, May 8, 1962 (3 2B, 2 HR)
Season:	61 Khalil Greene, 2002 (33 2B, 1 3B, 27 HR)
Career:	154 Khalil Greene, 1999-02 (95 2B, 7 3B, 52 HR)

RBIs

Game:	10 Ray Mathews vs. Furman, May 1, 1950
	10 Neil Simons at N.C. State, Apr. 6, 1979
	10 Jerry Brooks vs. Charlotte, Feb. 24, 1988
Season:	91 Khalil Greene, 2002
Career:	276 Khalil Greene, 1999-02

Batting Average

Season:	.485 Dude Buchanan, 1941 (33 H, 68 AB) (min. 50 AB)
	.470 Khalil Greene, 2002 (134 H, 285 AB) (min. 100 AB)
	.470 Khalil Greene, 2002 (134 H, 285 AB) (min. 150 AB)
Career:	.421 Denny Walling, 1975 (59 H, 140 AB) (min. 100 AB)
	.402 Dude Buchanan, 1939-41 (74 H, 184 AB) (min. 150 AB)
	.394 Shane Monahan, 1993-95 (337 H, 856 AB) (min. 500 AB & 700 AB)

Slugging Percentage

Season:	.877 Khalil Greene, 2002 (250 TB, 285 AB) (min. 50 AB, 100 AB, & 150 AB)
Career:	.807 Denny Walling, 1975 (113 TB, 140 AB) (min. 100 AB)
	.668 Tim Teufel, 1979-80 (244 TB, 365 AB) (min. 300 AB)
	.636 Michael Johnson, 2000-03 (509 TB, 800 AB) (min. 500 AB)

Total Bases

Game:	16 Taylor Harbin at N.C. State, Apr. 23, 2005 (1 1B, 1 3B, 3 HR)
Season:	*250 Khalil Greene, 2002 (73 1B, 33 2B, 1 3B, 27 HR)
Career:	668 Khalil Greene, 1999-02 (249 1B, 95 2B, 7 3B, 52 HR)

Runs


Game:	*7 Dave Buffamoyer at N.C. State, Apr. 6, 1979
Season:	97 Shane Monahan, 1994
Career:	285 Bert Heffernan, 1982-85

Stolen Bases

Game:	5 Fred Knoebel vs. Furman, Apr. 26, 1950
	*5 Mike Couture vs. N.C. State, May 6, 1989
Season:	47 Henry Threadgill, 1989 (54 attempts)
	47 Kevin Northrup, 1992 (55 attempts)
Career:	85 Henry Threadgill, 1986-89 (102 attempts)
	85 Mike Couture, 1987-90 (107 attempts)

Sacrifice Bunts

Game:	2 by many
Season:	21 Brad Chalk, 2006
Career:	40 Brad Chalk, 2005-07



Ray Mathews set Tiger records for homers (3) and RBIs (10) in a 21-6 win over Furman on May 1, 1950. Neither mark has been eclipsed since.

Sacrifice Flies

Game:	2 by many
Season:	11 Keith Williams, 1993
Career:	*20 Matthew LeCroy, 1995-97
	*20 Khalil Greene, 1999-02

Hit-By-Pitch

Game:	3 Khalil Greene vs. New York Tech, Mar. 30, 2001
Season:	21 Khalil Greene, 2001
Career:	58 Khalil Greene, 1999-02

Walks

Game:	5 by many
Season:	64 Jason Harris, 1999
	64 Henri Stanley, 1999
Career:	207 Bert Heffernan, 1985-88

Walks Per At-Bat

Season:	1/2.93 Brian Ellis, 1998
Career:	1/3.85 Kurt Seibert, 1974-76

* - ACC record; ^ - NCAA record

Shane Monahan, who once had a 22-game hitting streak, totaled a school-record 137 hits in 1994.



Hitting Streaks

Rk	Player	HS	Avg	AB	R	H	RBI	Streak Start	Streak End
1.	Rusty Adkins	41	.438	169	49	74	28	4-10-1965	to 5-17-1966
2.	Brian Kowitz	37	.430	142	45	61	43	5-27-1989	to 4-10-1990
3.	Khalil Greene	34	.519	135	48	70	48	4-16-2002	to 6-14-2002
4.	Tyler Colvin	26	.435	115	27	50	36	4-22-2006	to 6-16-2006
5.	Chuck Baldwin	24	.436	101	31	44	30	4-17-1987	to 5-21-1987
	Doug Hogan	24	.394	99	14	39	25	5-11-2007	to 3-8-2008
7.	Mike Milchin	22	.371	89	14	33	19	4-17-1988	to 5-26-1988
	Tim Rigsby	22	.380	97	26	37	27	4-11-1990	to 5-19-1990
	Shane Monahan	22	.534	88	35	47	31	5-28-1994	to 3-19-1995
	Jerome Robinson	22	.425	80	17	34	23	3-8-1996	to 4-7-1996
	Matthew LeCroy	22	.420	81	19	34	26	5-25-1996	to 3-8-1997
	David Slevin	22	.371	97	16	36	20	4-20-2003	to 5-31-2003
	Brad McCann	22	.410	100	17	41	21	4-25-2003	to 2-28-2004
14.	Jeff Miller	21	.353	85	21	30	19	5-9-1991	to 2-29-1992
15.	Jerry Brooks	20	.341	82	22	28	20	3-24-1988	to 5-19-1988
	Khalil Greene	20	.458	83	20	38	25	4-21-2000	to 5-26-2000
	Michael Johnson	20	.436	78	23	34	34	3-1-2002	to 3-30-2002

Season:	Games
	33 Scott Winchester, 1995
Career:	33 Nick Glaser, 2000
	33 Daniel Moskos, 2006
Career:	98 Matt Additon, 1997-00

Season:	Starts
	19 Brian Barnes, 1988
Career:	19 Brian Barnes, 1989
	19 Jason Dawsey, 1995
Career:	19 Kris Benson, 1996
	19 Ryan Mottl, 2000
Career:	19 Steve Reba, 2002
	68 Ryan Mottl, 1997-00

Season:	Complete Games
	11 Chuck Porter, 1976
Career:	26 Rusty Gerhardt, 1969-72

Season:	Shutouts
	*4 Ron Musselman, 1976
Career:	*4 Kris Benson, 1996
	6 Ron Musselman, 1976,77

Season:	Wins
	*16 Brian Barnes, 1989
Consecutive:	15 Kris Benson, 1995,96
	12 Chuck Porter, 1976
Career:	12 Ron Musselman, 1977
	12 Jason Angel, 1991
Career:	*44 Brian Barnes, 1986-89

Season:	Winning Percentage
	100.0 Chuck Porter, 1976 (12-0)
Career:	94.4 Mike Kimbrell, 1988-91 (17-1)

Game:	Innings Pitched
	*16.0 Chuck Porter vs. Virginia, Apr. 19, 1974
Season:	156.0 Kris Benson, 1996
	*475.1 Brian Barnes, 1986-89

Season:	ERA
	0.79 Billy O'Dell, 1954 (8 ER, 91.1 IP)
Career:	1.51 Billy O'Dell, 1952-54 (37 ER, 219.2 IP) (min. 100 IP)

No-Hitters

Date	Pitcher(s)	Opponent	Score
4-15-1913	Doc Ezell	Erskine	5-0
4-29-1916	Elmer Long	Virginia Military	2-0
4-17-1924	Lefty Smith	South Carolina	6-0
3-29-1946	Joe Landrum	Erskine	6-0
5-8-1953	Billy O'Dell	South Carolina	2-0
5-6-1967	Nelson Gibson Charlie Watson	Georgia Tech	3-0
4-17-1971	Dave Van Volkenburg	# Florida State	11-0
3-16-1973	Lindsay Graham	^ Maryland	3-0
4-17-1976	Ron Musselman	Virginia	9-0
3-17-1977	Brian Snyder	North Carolina-Wilmington	8-0
3-10-1980	Mike Brown	*# North Carolina-Wilmington	2-0
3-5-1982	Jeff Gilbert	Western Carolina	5-0
3-6-1984	Scott Parrish	# The Citadel ⁽²⁾	6-0
3-18-2009	Justin Sarratt Scott Weismann Kyle Deese Tomas Cruz Matt Vaughn	South Carolina-Upstate	14-0

* - perfect game; # - seven-inning game; ^ - eight-inning game

Game:	Strikeouts
	21 Billy O'Dell vs. South Carolina, Apr. 4, 1952
Season:	20 Joe Hazle at The Citadel, Apr. 18, 1947
	18 Billy O'Dell vs. Furman, Apr. 23, 1952
Career:	18 Brian Barnes vs. Appalachian State, Mar. 6, 1988
	18 Brian Barnes vs. Old Dominion, Mar. 7, 1989
Season:	17 Harold Stowe vs. Florida, Jun. 9, 1958
	17 Damon Vincent vs. Wake Forest, May 14, 1962
Career:	17 Brian Barnes vs. South Carolina, Mar. 31, 1989
	17 Brian Barnes vs. Wake Forest, Mar. 19, 1989
Season:	17 Kris Benson vs. Virginia Tech, Mar. 10, 1996
	*208 Brian Barnes, 1989
Career:	*513 Brian Barnes, 1986-89

Game:	Strikeouts Per Nine Innings Pitched
	21.0 Billy O'Dell vs. South Carolina, Apr. 4, 1952
Season:	13.4 Billy O'Dell, 1953 (108 K, 72.1 IP) (min. 50 IP)
	12.3 Billy O'Dell, 1952-54 (300 K, 219.2 IP) (min. 100 IP)

Casey Harman (2008.09) has a Clemson-record 5.12 career strikeout-to-walk ratio.

Season:	Strikeout-to-Walk Ratio
	7.56 Kris Benson, 1996 (204 K, 27 BB)
Career:	5.12 Casey Harman, 2008.09 (133 K, 26 BB)


Season:	Hits Per Nine Innings Pitched
	3.11 Billy O'Dell, 1953 (25 H, 72.1 IP)
Career:	5.29 Billy O'Dell, 1952-54 (129 H, 219.2 IP)

Season:	Walks Per Nine Innings Pitched
	1.17 Phillip Lowery, 1987 (7 BB, 53.2 IP)
Career:	1.71 Phillip Lowery, 1986-88 (32 BB, 168.2 IP)

Season:	Saves
	15 Nick Glaser, 2000
Career:	34 Scott Winchester, 1993-95

Season:	Batters Faced
	606 Kris Benson, 1996
Career:	2,052 Brian Barnes, 1986-89

* - ACC record



In 2006, the trio of Kris Benson (left), Billy Koch (center), and Ken Vining (right) formed one of the most dominant pitching rotations in NCAA history.

C Yearly Batting & Fielding Stats

Year	W-L-T	G	AB	R	H	2B	3B	HR	TB	RBI	SH	SF	HP	SB	BB	SO	BA	Sig%	PO	A	E	DP	Fld %
1939	10-7	17	539	85	140	20	7	8	198	52	---	---	---	18	---	---	.259	.367	445	185	45	9	.933
1940	11-2-2	15	499	141	139	14	13	5	194	---	---	---	---	16	---	---	.279	.389	401	177	56	8	.912
1941	10-6	16	598	139	173	27	8	16	264	107	---	---	---	21	---	---	.289	.441	417	180	45	11	.930
1942	8-8	16	611	130	190	21	7	9	252	---	---	---	---	31	71	62	.311	.412	439	157	63	11	.904
1943	12-3	15	512	168	168	22	11	14	254	---	---	---	---	50	---	---	.328	.496	397	165	46	8	.924
1944	----- No Team -----																						
1945	7-5	12	402	81	83	9	3	4	110	---	---	---	---	15	61	67	.206	.274	295	127	38	4	.917
1946	12-5	17	639	125	166	23	9	5	222	85	---	---	---	15	79	90	.260	.347	476	235	65	5	.916
1947	24-5	29	975	244	252	48	11	15	367	157	---	---	---	40	155	123	.258	.376	---	---	78	---	---
1948	14-12-1	27	968	148	241	33	9	20	352	114	---	---	---	51	72	144	.249	.364	---	---	79	---	---
1949	11-12	23	895	180	276	47	13	27	430	155	---	---	---	24	---	---	.308	.480	---	---	65	---	---
1950	20-11	31	1162	277	340	45	13	32	507	235	---	---	---	92	---	---	.293	.436	---	---	83	---	---
1951	16-6	22	758	177	215	33	9	15	311	116	---	---	---	75	98	60	.284	.410	---	---	57	---	---
1952	10-12	22	669	145	191	37	5	16	286	133	2	---	---	8	92	83	.286	.428	---	---	75	---	---
1953	11-6	17	583	111	153	30	6	13	234	94	10	---	---	6	15	98	.263	.401	440	161	57	5	.913
1954	14-10	24	824	155	210	23	12	25	332	130	14	---	10	38	126	121	.255	.403	624	231	66	13	.928
1955	7-11	18	627	100	176	28	6	13	255	80	5	---	8	9	75	101	.281	.407	464	189	66	10	.908
1956	4-14	18	625	104	152	13	8	19	238	93	11	---	---	8	---	---	.243	.381	478	178	68	7	.897
1957	6-12	18	602	70	131	15	5	5	173	57	3	1	---	5	68	109	.216	.287	465	183	48	---	.931
1958	22-8	30	1057	211	289	47	10	13	395	181	18	12	---	18	133	170	.273	.374	795	313	71	18	.940
1959	24-8	32	1107	223	302	38	22	17	435	184	12	15	12	45	191	173	.273	.393	860	308	70	21	.940
1960	11-10-1	22	786	152	228	32	15	20	350	132	6	11	14	23	111	107	.290	.445	583	262	55	28	.939
1961	12-11	23	793	182	230	40	8	16	334	161	4	14	17	11	154	154	.290	.421	577	245	50	17	.943
1962	17-8	25	905	215	282	42	7	49	458	182	6	7	8	21	130	141	.313	.508	645	321	43	29	.957
1963	15-11	26	953	185	269	34	14	22	397	160	8	9	8	27	140	143	.282	.417	694	271	57	29	.944
1964	13-13	26	903	174	251	34	15	26	393	151	6	11	15	13	126	170	.278	.435	692	306	48	12	.954
1965	18-10-2	30	1028	190	298	51	16	26	459	166	8	15	9	24	122	166	.289	.446	771	295	62	22	.945
1966	20-7-2	29	1048	264	336	49	18	35	526	230	2	15	13	36	159	169	.321	.502	764	309	47	30	.958
1967	29-9	38	1269	206	335	55	17	20	484	178	7	14	14	42	168	224	.264	.381	1005	387	55	35	.962
1968	27-14	41	1243	189	291	39	15	21	423	158	7	8	24	24	169	255	.234	.340	976	433	76	33	.949
1969	27-17-2	46	1495	332	427	60	25	43	666	275	8	17	11	44	256	277	.286	.455	1104	428	90	43	.945
1970	32-16	48	1447	243	364	54	31	21	543	197	22	16	28	47	214	251	.252	.371	1145	456	81	29	.952
1971	27-14	41	1357	199	343	52	20	18	489	168	11	11	15	30	201	275	.253	.360	1068	399	84	21	.946
1972	19-14	33	1079	161	282	42	14	17	403	140	15	5	21	19	141	214	.261	.374	827	346	55	20	.955
1973	24-16	40	1254	200	325	46	14	29	486	180	12	11	15	20	160	175	.259	.388	987	397	68	31	.953
1974	23-15	38	1355	254	393	72	16	26	575	228	10	18	18	31	203	163	.290	.424	1018	480	87	45	.945
1975	33-10	43	1422	306	405	75	14	32	604	257	6	21	16	88	226	209	.285	.425	1095	417	61	32	.961
1976	36-15	51	1802	327	496	79	28	39	748	288	16	27	32	50	267	240	.275	.415	1394	602	68	68	.967
1977	42-10	52	1776	403	548	99	22	43	820	345	20	24	15	75	307	222	.309	.462	1340	583	66	60	.967
1978	39-14	53	1699	378	504	93	23	43	772	320	29	12	10	143	294	217	.297	.454	1300	561	84	30	.957
1979	40-15	55	1906	457	586	104	20	82	976	412	20	22	11	102	293	233	.307	.512	1415	552	104	31	.950
1980	38-21	59	1996	384	581	104	19	46	861	348	13	17	23	117	287	196	.291	.431	1540	688	106	49	.955
1981	34-24	58	2098	405	601	129	18	57	937	365	11	28	12	73	290	325	.287	.447	1550	701	107	48	.955
1982	37-22	59	2133	482	637	129	18	64	994	415	5	22	16	103	334	302	.299	.466	1559	730	101	54	.958
1983	30-20-1	51	1756	331	505	88	14	44	753	294	11	17	17	92	243	294	.288	.429	1320	613	85	53	.958
1984	38-17	55	1856	384	539	86	20	48	809	342	15	26	21	78	297	331	.290	.436	1425	673	90	61	.959
1985	36-30-1	67	2333	469	719	131	25	77	1131	418	15	39	45	114	298	369	.308	.485	1704	777	135	60	.948
1986	42-21	63	2384	550	771	146	39	80	1235	490	4	32	19	129	323	301	.323	.518	1696	780	113	70	.956
1987	54-14-1	69	2408	580	770	140	33	66	1174	516	6	38	29	123	318	337	.320	.488	1769	787	96	74	.964
1988	54-14	68	2398	564	757	160	24	82	1208	477	3	37	41	188	304	325	.316	.504	1795	742	98	65	.963
1989	50-20	70	2406	503	679	143	26	57	1046	453	14	38	41	163	397	446	.282	.435	1875	702	109	59	.959
1990	43-23	66	2287	524	696	120	27	75	1095	459	16	37	42	119	310	379	.304	.479	1709	697	99	46	.960
1991	60 -10	70	2562	698	874	189	33	111	1462	622	23	46	40	94	382	455	.341	.571	1847	790	117	61	.958
1992	50-14	64	2240	481	687	135	27	35	981	411	27	27	38	131	303	307	.307	.438	1701	717	89	56	.964
1993	45-20	65	2302	482	719	143	29	54	1082	419	20	41	49	71	258	355	.312	.470	1723	713	113	58	.956
1994	57-18	75	2639	514	774	145	27	48	1117	441	28	40	67	115	386	394	.293	.423	2067	818	117	60	.961
1995	54-14	68	2419	570	767	143	31	75	1197	481	35	31	57	88	344	405	.317	.495	1830	751	96	81	.964
1996	51-17	68	2320	473	682	145	17	64	1050	427	36	37	54	63	364	452	.294	.453	1847	748	95	51	.965
1997	41-23	64	2310	565	725	141	11	95	1173	509	18	28	59	51	369	426	.314	.508	1705	697	100	56	.960
1998	43-16	59	2102	529	686	133	16	64	1043	473	36	30	36	82	388	407	.326	.496	1589	703	83	41	.965
1999	42-27	69	2436	612	746	169	11	72	1153	550	36	31	47	121	463	507	.306	.473	1843	778	100	75	.963
2000	51-18	69	2387	516	725	141	28	37	1033	458	47	26	65	112	319	432	.304	.433	1852	801	86	62	.969
2001	41-22	63	2276	486	694	138	11	85	1109	439	38	28	69	97	239	379	.305	.487	1691	719	79	55	.968
2002	54-17	71	2535	581	821	157	18	112	1350	522	26	23	67	91	322	447	.324	.533	1907	826	82	78	.971
2003	39-22	61	2178	408	672																		

Year	W-L	Saves	CG	SHO	IP	H	H/9 IP	R	ER	ERA	SO	SO/9 IP	BB	SO/BB
1953	11-6	---	7	3	149.0	93	5.62	79	39	2.36	159	9.60	77	2.06
1954	14-10	---	14	3	207.0	183	7.96	112	67	2.91	178	7.96	83	2.14
1955	7-11	---	9	0	160.0	---	---	---	---	---	113	6.62	75	1.51
1956	4-14	---	8	0	163.0	182	10.05	94	94	5.20	97	5.36	113	0.86
1957	6-12	---	9	1	155.0	157	9.12	91	75	4.35	91	5.28	58	1.57
1958	22-8	---	13	0	265.0	255	8.66	146	109	3.69	223	7.57	130	1.72
1959	24-8	---	9	3	286.2	195	6.12	111	76	2.39	276	8.67	122	2.26
1960	11-10-1	---	4	2	194.0	196	9.14	118	85	3.94	116	5.38	84	1.38
1961	12-11	---	10	1	192.1	187	8.76	134	100	4.68	129	6.04	126	1.02
1962	17-8	---	10	1	215.0	220	9.21	143	111	4.65	140	5.86	123	1.14
1963	15-9	---	5	0	231.1	226	8.79	161	113	4.40	181	7.04	138	1.31
1964	13-13	---	11	1	230.2	222	8.66	144	98	3.82	159	6.20	109	1.46
1965	18-10-2	---	11	4	257.0	220	7.70	125	88	3.08	238	8.33	131	1.82
1966	20-7-2	---	5	2	254.2	216	7.63	142	107	3.78	203	7.17	157	1.29
1967	29-9	---	8	7	335.0	244	6.56	103	78	2.16	268	7.20	135	1.99
1968	27-14	---	15	6	325.1	258	6.34	140	89	2.46	238	6.58	131	1.82
1969	27-12-2	---	14	2	368.0	332	8.12	232	176	4.30	293	7.17	227	1.29
1970	36-12	---	17	5	381.2	297	7.00	161	120	2.83	288	6.79	197	1.46
1971	27-14	---	12	4	356.0	295	7.46	154	117	2.96	307	7.76	142	2.16
1972	19-14	---	12	8	275.2	230	7.51	114	89	2.91	184	6.00	126	1.46
1973	24-16	8	8	6	329.0	262	7.17	167	126	3.45	242	6.62	168	1.44
1974	23-15	4	12	5	339.1	293	7.77	156	111	2.94	183	4.85	166	1.10
1975	33-10	13	14	4	365.0	277	6.83	133	100	2.47	253	6.24	183	1.38
1976	36-15	9	27	7	464.2	401	7.77	213	163	3.16	303	5.87	177	1.71
1977	42-10	13	19	11	446.2	409	8.24	209	166	3.34	309	6.23	210	1.47
1978	39-14	10	20	5	433.1	405	8.41	215	166	3.45	307	6.38	166	1.85
1979	40-15	10	14	5	471.2	437	8.34	255	184	3.51	353	6.74	203	1.74
1980	38-21	12	15	9	513.1	442	7.75	254	197	3.45	340	5.96	219	1.55
1981	34-24	9	15	4	516.2	537	9.35	328	265	4.62	255	4.44	237	1.08
1982	37-22	10	16	5	519.2	530	9.18	281	220	3.81	284	4.92	219	1.30
1983	30-20-1	11	4	5	440.0	387	7.92	223	170	3.48	251	5.13	221	1.14
1984	38-17	9	14	6	475.0	418	7.92	209	158	2.99	289	5.48	192	1.51
1985	36-30-1	10	18	4	567.2	639	10.13	426	329	5.18	337	5.34	317	1.06
1986	42-21	12	6	1	565.1	568	9.04	374	300	4.78	299	4.76	317	0.94
1987	54-14-1	16	17	6	589.2	570	8.67	315	248	3.79	399	6.09	290	1.38
1988	54-14	19	12	3	598.1	545	8.20	307	246	3.70	489	7.36	261	1.87
1989	50-20	17	12	6	625.0	531	7.65	293	224	3.22	626	9.01	297	2.11
1990	43-23	10	11	4	569.0	537	8.49	320	260	4.11	480	7.59	267	1.80
1991	60-10	12	9	4	615.2	577	8.43	313	251	3.67	480	7.01	262	1.83
1992	50-14	14	6	8	567.1	484	7.68	222	180	2.86	463	7.34	221	2.10
1993	45-20	15	4	1	574.1	603	9.45	332	265	4.15	450	7.05	223	2.02
1994	57-18	18	3	3	689.0	649	8.48	346	265	3.46	626	8.18	249	2.51
1995	54-14	17	4	8	610.0	504	7.43	287	219	3.23	591	8.72	242	2.44
1996	51-17	10	12	10	615.2	494	7.22	254	207	3.03	663	9.69	210	3.16
1997	41-23	12	5	1	568.1	701	11.10	475	401	6.35	474	7.51	295	1.61
1998	43-16	12	2	3	531.0	501	8.49	302	252	4.27	465	7.88	222	2.09
1999	42-27	9	1	1	614.1	726	10.64	480	397	5.82	538	7.88	318	1.69
2000	51-18	21	3	6	617.1	618	9.01	323	274	3.99	438	6.39	257	1.70
2001	41-22	10	3	5	563.2	584	9.34	319	259	4.14	482	7.71	212	2.27
2002	54-17	26	1	4	635.2	652	9.23	350	296	4.19	520	7.36	236	2.20
2003	39-22	11	1	5	542.0	567	9.42	325	255	4.23	410	6.81	210	1.95
2004	39-26	15	1	3	580.1	592	9.18	330	283	4.39	525	8.14	221	2.38
2005	43-23	9	6	4	587.2	608	9.31	298	257	3.94	500	7.66	223	2.24
2006	53-16	17	2	6	615.0	558	8.17	277	223	3.26	550	8.05	211	2.61
2007	41-23	12	1	4	572.1	575	9.04	292	237	3.73	525	8.26	229	2.29
2008	31-27-1	12	2	2	518.1	593	10.30	341	274	4.76	441	7.66	178	2.48
2009	44-22	13	1	4	594.1	569	8.62	279	243	3.68	548	8.30	203	2.70

Note: **Bolded** figures denote Clemson single-season high.



Batting

At-Bats

Inning:	*22	vs. N.C. State, Apr. 6, 1979 (9th)
Game:	*73	vs. Fordham, May 26, 1988 (19 innings)
Both Teams:	135	vs. Fordham, May 26, 1988 (Clemson 70, Fordham 65) (19 innings)
	125	vs. Georgia Southern, Apr. 21, 1996 (Georgia Southern 64, Clemson 61) (18 innings)
Season:	*2,639	1994

Hits

Inning:	12	at N.C. State, Apr. 6, 1979 (9th)
	12	vs. Maryland, Mar. 21, 1998 (3rd)
Game:	29	vs. Auburn, May 8, 1982
Both Teams:	48	vs. Auburn, May 8, 1982 (Clemson 29, Auburn 19)
Season:	*874	1991

Doubles

Game:	10	vs. Coastal Carolina, Feb. 18, 1989
Both Teams:	12	vs. Auburn, May 8, 1982 (Clemson 7, Auburn 5)
Season:	*189	1991

Triples

Game:	*5	vs. Duke, Apr. 6, 1986
Both Teams:	*7	vs. Howard, Apr. 8, 1978 (Clemson 4, Howard 3)
Season:	*39	1986

Home Runs

Inning:	*5	vs. South Carolina, May 8, 1962 (6th)
Game:	8	vs. South Carolina, May 8, 1962
Both Teams:	11	vs. South Carolina, May 8, 1962 (Clemson 8, South Carolina 3)
Season:	112	2002

RBIs

Game:	*37	at N.C. State, Apr. 6, 1979
Both Teams:	*52	vs. South Carolina, Apr. 23, 1997 (South Carolina 36, Clemson 16)
Season:	*622	1991

Batting Average

Game:	.522	vs. Georgia Southern, Mar. 12, 2002 (23 H, 44 AB)
Season:	.341	1991 (874 H, 2,562 AB)

Total Bases

Game:	56	vs. South Carolina, May 8, 1962 (12 1B, 6 2B, 8 HR)
Both Teams:	*94	vs. South Carolina, May 8, 1962 (22 1B, 11 2B, 2 3B, 11 HR)
Season:	*1,462	1991

Winning Streaks

Rk	WS	First Opponent	Score	Date	Ended By	Score	Date
1.	26	Columbus ⁽¹⁾	12-2	2-26-1977	South Carolina	1-2	3-28-1977
2.	25	Texas-Arlington	18-0	2-18-1995	South Carolina	2-4	3-28-1995
3.	21	Ohio State ⁽²⁾	4-3	3-26-1988	South Carolina	7-11	4-23-1988
4.	17	Eastern Kentucky ⁽¹⁾	7-0	2-16-1992	Maryland	9-10	3-15-1992
	17	Boston College ⁽²⁾	4-1	4-22-2006	+ Georgia Tech ⁽¹⁾	7-8	5-27-2006
6.	15	Charlotte	23-6	2-24-1988	% Brigham Young	2-9	3-15-1992
	15	Maine	7-3	2-23-1996	Duke ⁽¹⁾	4-7	3-16-1996
8.	14	Seton Hall	7-5	3-28-1989	Maryland ⁽¹⁾	4-5	4-16-1989
	14	Winthrop	5-4	3-4-2003	Western Carolina	5-9	3-25-2003
10.	13	Tennessee	6-3	5-9-1991	! Creighton	4-8	6-1-1991
	13	Auburn	7-4	2-22-2002	South Alabama	4-6	3-16-2002
	13	South Alabama	11-3	3-17-2002	N.C. State	0-3	4-6-2002

+ - Jacksonville, FL; % - Fresno, CA; ! - Omaha, NE

Runs

Inning:	*19	vs. Maryland, Mar. 21, 1998 (3rd)
Game:	*41	at N.C. State, Apr. 6, 1979
Both Teams:	*54	vs. South Carolina, Apr. 23, 1997 (South Carolina 38, Clemson 16)
Season:	*698	1991

Highest Run Margin

Game:	+32	at N.C. State, Apr. 6, 1979 (41-9)
Season:	+385	1991 (698-313)
Per Game:	+5.5	1991

Lowest Run Margin

Game:	-23	at Georgia, Apr. 4, 1939 (4-27)
Season:	-70	1956 (102-172)
Per Game:	-3.5	1956

Stolen Bases

Game:	12	vs. The Citadel, Apr. 21, 1950
Season:	*188	1988
Per Game:	*2.8	1978

Pitching

Innings Pitched

Game:	19.0	vs. Fordham, May 26, 1988
Season:	*689.0	1994

Hits Allowed

Game:	0	vs. many
Season:	93	1953
Per 9 IP:	5.62	1953 (93 H, 149.0 IP)

Runs Allowed

Game:	0	vs. many
Season:	79	1953
Per Game:	2.71	1967

Earned Runs Allowed

Game:	0	vs. many
Season:	39	1953
Per Game:	2.05	1967

Strikeouts

Game:	21	vs. South Carolina, Apr. 4, 1952
Season:	663	1996
Per 9 IP:	9.69	1996

Walks Allowed

Game:	0	vs. many
Season:	58	1957
Per 9 IP:	3.07	1996

Fielding

Errors

Game:	12	vs. Georgia, Apr. 6, 1946
Both Teams:	18	vs. Georgia, Apr. 6, 1946
Season:	135	1985

Fielding Percentage

Game:	1.000	vs. many
Season:	.972	2006 (73 errors, 2,652 chances)

Double Plays

Game:	*6	vs. New Orleans, May 21, 1989
	*6	vs. Georgia, Apr. 5, 1995
Both Teams:	8	vs. North Carolina-Wilmington, Feb. 27, 1988 (Clemson 4, North Carolina-Wilmington 4)
Season:	81	1995

Triple Plays

Game:	1	vs. many
Season:	1	1955, 1971, 1995

Miscellaneous Single-Season Records

Games:	*75	1994
Consecutive Games Scoring a Run:	232	Apr. 24, 1984 - May 4, 1986
Wins:	*60	1991
Consecutive Wins:	*26	1977
Winning Percentage:	*85.7	1991 (60-10)
Slugging Percentage:	.571	1991 (1,462 TB, 2,562 AB)
Runners Left on Base:	*610	1999
Complete Games:	27	1976
Pitching Shutouts:	*11	1977
ERA:	2.16	1967 (78 ER, 335.0 IP)
Strikeout-to-Walk Ratio:	3.16:1	1996 (663 K, 210 BB)
Saves:	*26	2002

* - ACC record



Shortstop Stan Widmann (left) and second-baseman Taylor Harbin (right) were two big reasons Clemson established a school record with a .972 fielding percentage in 2006.

Batting

Games			
Rk	Player	Year	G
1.	Seth Brizek	1994	75
	Mike Hampton	1994	75
	Shane Monahan	1994	75
4.	David Miller	1994	71
	Andy Monin	1994	71
	Khalil Greene	2002	71
	Michael Johnson	2002	71
8.	Kyle Frank	2002	70
9.	Steve Baucum	1987	69
	Mike Couture	1989	69
	Henry Threadgill	1989	69
	Eric Macrina	1991	69
	Khalil Greene	1999	69
	Jason Harris	1999	69
	Henri Stanley	1999	69
	Patrick Boyd	2000	69
	Khalil Greene	2000	69
	Casey Stone	2000	69
	Adrian Casanova	2006	69
	Tyler Colvin	2006	69
	Andy D'Alessio	2006	69
	Herman Demmink	2006	69

At-Bats

Rk	Player	Year	G	AB
1.	Shane Monahan	1994	75	330
2.	Chuck Baldwin	1986	63	289
3.	David Miller	1994	71	288
4.	Seth Brizek	1994	75	287
	Mike Hampton	1994	75	287
6.	Khalil Greene	2002	71	285
7.	Jerry Brooks	1988	68	284
	Kyle Frank	2002	70	284
9.	Henry Threadgill	1989	69	283
10.	Tyler Colvin	2006	69	281

Hits

Rk	Player	Year	G	Hits
1.	Shane Monahan	1994	75	137
2.	Khalil Greene	2002	71	134
3.	Mike Hampton	1994	75	109
4.	Chuck Baldwin	1986	63	107
5.	Jerry Brooks	1988	68	106
	Shane Monahan	1995	67	106
7.	Gary Burnham	1997	64	104
8.	David Miller	1995	68	103
	Casey Stone	2001	62	103
10.	Brian Kowitz	1990	66	102

Multiple-Hit Games

Rk	Player	Year	G	MHG
1.	Shane Monahan	1994	75	46
2.	Khalil Greene	2002	71	42
3.	Chuck Baldwin	1986	63	37
4.	Mike Hampton	1994	75	34
	David Miller	1995	68	34
6.	Shane Monahan	1995	68	33
7.	Khalil Greene	1999	69	31
8.	Jerry Brooks	1988	68	30
	Mike Milchin	1988	68	30
	Brian Kowitz	1990	66	30
	Gary Burnham	1997	64	30
	Patrick Boyd	1999	62	30
	Casey Stone	2001	60	30

Singles

Rk	Player	Year	G	1B
1.	Shane Monahan	1994	75	94
2.	Casey Stone	2000	69	82
	Casey Stone	2001	60	82
4.	Mike Hampton	1994	75	73
	Khalil Greene	2002	71	73
6.	David Miller	1994	71	72
	Eric DeMoura	1997	63	72
8.	Brian Kowitz	1990	66	71
	Brad Chalk	2006	68	71
10.	David Miller	1995	68	70
	Kyle Frank	2002	70	70

Doubles

Rk	Player	Year	G	2B
1.	Khalil Greene	2002	71	33
2.	Kurt Bultmann	1997	60	31
3.	Taylor Harbin	2005	66	28
4.	Gary Burnham	1995	66	27
5.	Billy McMillon	1991	65	26
6.	Gary Burnham	1996	68	24
	Khalil Greene	2000	69	24
8.	Chuck Baldwin	1986	63	23
	Kevin Northrup	1992	64	23
	Shane Monahan	1994	75	23
	Gary Burnham	1997	64	23
	Kurt Bultmann	1999	68	23

Triples

Rk	Player	Year	G	3B
1.	Bill Spiers	1987	64	11
2.	David Miller	1995	68	10
3.	Kevin Northrup	1991	67	9
	Shane Monahan	1994	75	9
5.	Don Russell	1969	46	8
	Dave Caldwell	1976	50	8
	Shawn Satterfield	1992	55	8
8.	Rusty Adkins	1967	38	7
	Shane Monahan	1993	65	7
	Ryan Riley	2000	55	7

Home Runs

Rk	Player	Year	G	HR
1.	Khalil Greene	2002	71	27
2.	Jeff Baker	2002	68	25
	Michael Johnson	2002	71	25
	Kris Harvey	2005	65	25
5.	Eric Macrina	1991	69	24
	Matthew LeCroy	1997	64	24
7.	Jeff Baker	2001	60	23
	Andy D'Alessio	2006	69	23
9.	Jim McCollom	1985	64	21
10.	Keith Williams	1993	65	19

Extra Base Hits

Rk	Player	Year	G	EBH
1.	Khalil Greene	2002	71	61
2.	Kurt Bultmann	1997	60	48
3.	Michael Johnson	2002	71	45
4.	Jim McCollom	1985	64	44
5.	Eric Macrina	1991	69	43
	Shane Monahan	1994	75	43
7.	Taylor Harbin	2005	66	42
8.	Keith Williams	1993	65	41
9.	Chuck Baldwin	1986	63	40
	Billy McMillon	1991	65	40
	Gary Burnham	1997	64	40
	Patrick Boyd	1999	62	40
	Tyler Colvin	2006	69	40

Bill Spiers hit a school-record 11 triples in 1987.

RBIs

Rk	Player	Year	G	RBI
1.	Khalil Greene	2002	71	91
2.	Jeff Baker	2002	68	87
3.	Andy D'Alessio	2006	69	85
4.	Eric Macrina	1991	69	84
5.	Gary Burnham	1997	64	82
6.	Michael Johnson	2002	71	81
7.	Jerry Brooks	1988	68	80
8.	Keith Williams	1993	65	79
	Matthew LeCroy	1997	64	79
10.	David Miller	1995	68	78

Batting Average

Rk	Player	Year	AB	Hits	Avg.
1.	Dude Buchanan	1941	68	33	.485
2.	Khalil Greene	2002	285	134	.470
3.	Homer Coker	1942	52	24	.462
	Homer Coker	1943	52	24	.462
5.	Rusty Adkins	1965	126	56	.444
6.	Johnny Jones	1962	82	36	.439
7.	Hank Sullivan	1943	63	27	.429
8.	Wyman Morris	1953	64	27	.422
9.	Denny Walling	1975	140	59	.421
10.	Shane Monahan	1994	330	137	.415

Note: Min. 50 at-bats.

Slugging Percentage

Rk	Player	Year	AB	TB	Slg %
1.	Khalil Greene	2002	285	250	.877
2.	Dude Buchanan	1941	68	55	.809
3.	Denny Walling	1975	140	113	.807
4.	Joey Taylor	1962	64	49	.766
5.	Homer Coker	1943	52	39	.750
6.	Michael Johnson	2002	263	197	.749
7.	Jim McCollom	1985	251	188	.749
8.	Doug Kingsmore	1954	89	66	.742
9.	Jeff Baker	2001	233	172	.738
10.	Matthew LeCroy	1997	237	171	.722

Note: Min. 50 at-bats.

Total Bases

Rk	Player	Year	G	TB
1.	Khalil Greene	2002	71	250
2.	Shane Monahan	1994	75	211
3.	Michael Johnson	2002	71	197
4.	Jim McCollom	1985	64	188
5.	Chuck Baldwin	1986	63	180
6.	Jerry Brooks	1988	68	179
	Eric Macrina	1991	69	179
8.	Jeff Baker	2002	68	177
9.	Keith Williams	1993	65	176
	Gary Burnham	1997	64	176

Michael Johnson, Clemson's volunteer assistant coach in 2010, hit 25 homers in 2002, tied for second-most in Tiger history.

Runs			
Rk	Player	Year	G
1.	Shane Monahan	1994	75
2.	Bert Heffernan	1988	68
	Khalil Greene	2002	71
4.	Brian Kowitz	1990	66
5.	Henri Stanley	1999	69
6.	Mike Hampton	1994	75
7.	Gary Burnham	1997	64
8.	Shane Monahan	1995	67
9.	Jim Crowley	1991	68
	David Miller	1995	68

Stolen Bases			
Rk	Player	Year	G
1.	Henry Threadgill	1989	69
	Kevin Northrup	1992	64
3.	Mike Hampton	1994	75
4.	Bill Spiers	1986	62
5.	Randy Mazey	1988	66
	Mike Couture	1989	69
	Brian Kowitz	1990	66
8.	Mike Couture	1988	62
	Henry Threadgill	1988	66
10.	Billy Weems	1980	59
	Brooks Shumake	1983	50

Sacrifice Bunts			
Rk	Player	Year	G
1.	Brad Chalk	2006	68
2.	Brad Chalk	2005	64
3.	Casey Stone	2000	69
4.	J.D. Burgess	2007	55
5.	Adrian Casanova	2005	66
6.	Steve Pyzik	2001	52
7.	Doug Livingston	1995	68
	Ryan Riley	2001	62
	Adrian Casanova	2006	69
10.	Joe Taylor	1992	54
	Kurt Bultmann	1996	63
	Doug Roper	1998	58
	Herman Demmink	2005	65
	Taylor Harbin	2005	66

Sacrifice Flies			
Rk	Player	Year	G
1.	Keith Williams	1993	65
2.	Jim McCollom	1985	64
	Matthew LeCroy	1996	67
4.	Chuck Baldwin	1986	63
	Mike Milchin	1988	66
	Jim Crowley	1991	68
	Keith Williams	1992	62

Hit-By-Pitch			
Rk	Player	Year	G
1.	Khalil Greene	2001	63
2.	Mike Hampton	1994	75
	Gary Burnham	1995	66
4.	Khalil Greene	2000	69
5.	Mike Couture	1988	62
6.	Mike Couture	1989	69
	Seth Brizek	1994	75
	Doug Livingston	1996	58
9.	Jeff Baker	2001	58
	Ryan Riley	2001	62
	Jeff Baker	2002	68
	Khalil Greene	2002	71
	Brad Chalk	2006	68

Walks			
Rk	Player	Year	G
1.	Jason Harris	1999	69
	Henri Stanley	1999	69
3.	Michael Johnson	2003	58
4.	Bert Heffernan	1988	68
5.	Gary Burnham	1996	68
6.	Bert Heffernan	1986	61
	Mike Couture	1989	69
8.	Matthew LeCroy	1997	64
	Brad Miller	2009	66
10.	Kevin Northrup	1992	64

Hitting for the Cycle

Clemson

Fred Knoebel at South Carolina on May 5, 1950. Walk in 1st, triple in 2nd, single in 4th, home run in 5th, double in 7th, hit-by-pitch in 8th. Clemson won 14-5.

Steve Tucker at Georgia Tech on Apr. 22, 1975. Double in 1st, on by error in 2nd, triple in 4th, homerun in 6th, single in 7th, single in 9th. Clemson won 18-3.

Keith Williams at Furman on Apr. 20, 1993. Homerun in 1st, double in 3rd, single in 6th, triple in 9th. Clemson won 17-2.

Shane Monahan at Hawaii-Hilo on Mar. 19, 1994. Triple in 1st, single in 2nd, home run in 6th, double in 8th, single in 9th. Clemson won 13-5.

Gary Burnham at Texas-Arlington on Feb. 18, 1995. Double in 1st, triple in 3rd, walk in 5th, strikeout in 6th, homer in 7th, single in 9th. Clemson won 18-0.

Opponents

Dick Steed of Georgia Tech in Atlanta, GA on Apr. 13, 1971. Triple in 1st, double in 2nd, strikeout in 4th, home run in 6th, single in 8th. Georgia Tech won 8-4.

Chris Pittaro of North Carolina in Chapel Hill, NC on Mar. 21, 1981. Double in 1st, single in 2nd, home run in 3rd, triple in 6th, groundout to second base in 7th. North Carolina won 10-7.

Most Walks Per At-Bat			
Rk	Player	Year	AB/BB
1.	Brian Ellis	1998	123/42
2.	Michael Johnson	2003	198/63
3.	Doug Hoffman	1959	105/33
4.	Kurt Seibert	1976	160/50
5.	Chris Epps	2008	101/30
6.	Steve Nilsson	1978	160/47
7.	Johnny Severs	1971	153/44
8.	Gary Burnham	1996	223/61
9.	Mark Biegert	1987	132/36
10.	Mark Biegert	1985	103/28

Strikeouts Per At-Bat			
Rk	Player	Year	AB/K
1.	Rusty Adkins	1965	126/0
2.	Casey Stone	2001	263/9
3.	Randy Bray	1969	167/6
4.	Neil Simons	1980	274/10
5.	Ellis Dantzler	1966	108/4
6.	Jimmy Key	1980	103/4
7.	Pete Ayoub	1963	102/4
8.	Billy Weems	1980	229/10
9.	Greg Guin	1981	204/9
10.	Elmo Lam	1963	103/5



Brian Barnes won a Tiger-record 16 games in 1989. It was his third year in a row with at least 12 wins.

Pitching		
Appearances		
Rk	Player	Year
1.	Scott Winchester	1995
	Nick Glaser	2000
	Daniel Moskos	2006
4.	Aaron Jersild	1992
5.	Stephen Clyne	2007
6.	Andy Taulbee	1993
	Matt Vaughn	2008
8.	Billy Trapp	1980
	Scott Winchester	1994
	Josh Cram	2001
	Ryan Hinson	2009

Relief Appearances		
Rk	Player	Year
1.	Scott Winchester	1995
	Nick Glaser	2000
	Daniel Moskos	2006
4.	Aaron Jersild	1992
5.	Stephen Clyne	2007
6.	Matt Vaughn	2008
7.	Billy Trapp	1980
	Scott Winchester	1994
	Josh Cram	2001
10.	Jerome Santivasci	1989
	David Shepard	1996

Starts		
Rk	Player	Year
1.	Brian Barnes	1988
	Brian Barnes	1989
	Jason Dawsey	1995
	Kris Benson	1996
	Ryan Mottl	2000
	Steve Reba	2002
7.	Andy Taulbee	1994
	Matt Henrie	2002
	Jason Berken	2006
	Stephen Faris	2006
	David Kopp	2007

Complete Games		
Rk	Player	Year
1.	Chuck Porter	1976
2.	Billy O'Dell	1954
	George Stone	1985
	Brian Barnes	1989
5.	Harold Stowe	1958
	Rusty Gerhardt	1970
	Ron Musselman	1977
8.	Dave Van Volkenburg	1969
	Steve Cline	1974
	Jeff Gilbert	1981
	Jimmy Key	1982
	Kris Benson	1996

Shutouts		
Rk	Player	Year
1.	Ron Musselman	1976
	Kris Benson	1996
3.	Billy O'Dell	1954
	Lindsay Graham	1972
	Chuck Porter	1976
	Tommy Qualters	1977
	Tim Parker	1990

Wins		
Rk	Player	Year
1.	Brian Barnes	1989
2.	Harold Stowe	1958
	Jason Angel	1991
	Kris Benson	1996
5.	Brian Barnes	1988
	Matt Henrie	2002
	Steve Reba	2002
8.	Chuck Porter	1976
	Ron Musselman	1977
	Brian Barnes	1987
	Chad Phillips	1993



Harold Stowe had 126 strikeouts in 1958 and 117 strikeouts in 1959, both among the top-eight figures in Clemson history.

Andy Taulbee	1994	12
Steve Reba	2001	12
14. Rusty Gerhardt	1971	11
Scott Miller	1992	11
Jason Dawsey	1995	11
17. Mike Sullivan	1979	10
Andy Taulbee	1993	10
Billy Koch	1996	10
Ken Vining	1996	10
Ryan Mottl	1997	10
Ryan Mottl	2000	10

Winning Percentage

Rk	Player	Year	W-L	Win %
1.	Chuck Porter	1976	12-0	100.0
	Mike Kimbrell	1991	11-0	100.0
	Mike Sullivan	1979	10-0	100.0
	Jarrod Schmidt	2000	9-0	100.0
	Josh Cribb	2006	9-0	100.0
	Aaron Jersild	1991	8-0	100.0
	Mike Holtz	1992	8-0	100.0
	Len Bradley	1979	7-0	100.0
	Tommy Qualters	1977	6-0	100.0
	Kris Harvey	2004	6-0	100.0
	P.J. Zocchi	2006	6-0	100.0
	Phillip Lowery	1987	5-0	100.0
	Doug Marchal	1987	5-0	100.0
	Jeff Sauve	1995	5-0	100.0
	D.J. Mitchell	2007	5-0	100.0
16.	Scott Miller	1992	11-1	91.7
17.	Bill Parmer	1967	9-1	90.0

Note: Min. five decisions.

Innings Pitched

Rk	Player	Year	IP
1.	Kris Benson	1996	156.0
2.	Brian Barnes	1989	146.0
3.	Brian Barnes	1988	137.2
4.	Jason Dawsey	1995	129.1
5.	George Stone	1985	127.1
6.	Harold Stowe	1958	126.2
7.	Brian Barnes	1987	120.2
8.	Chuck Porter	1976	119.0
9.	Ron Musselman	1977	117.1
10.	Jimmy Key	1982	116.0

Rk	Player	Year	IP	ER	ERA
1.	Scott Winchester	1995	45.2	3	0.59
2.	Billy O'Dell	1954	91.1	8	0.79
3.	Joe Landrum	1946	104.0	12	1.04

4.	Scott Clackum	1998	40.2	5	1.11
5.	Jay Bevis	1970	40.1	5	1.12
6.	Bill Parmer	1967	71.0	9	1.14
7.	Brian Snyder	1977	60.1	8	1.19
8.	Mike Holtz	1992	57.1	8	1.26
9.	Jerome Santivasci	1989	66.0	10	1.36
10.	Billy O'Dell	1953	72.1	11	1.37

Note: Min. 40 innings pitched.

Strikeouts

Rk	Player	Year	K
1.	Brian Barnes	1989	208
2.	Kris Benson	1996	204
3.	Billy Koch	1996	152
4.	Brian Barnes	1988	140
5.	Ken Vining	1996	135
6.	Jason Dawsey	1995	133
7.	Harold Stowe	1958	126
8.	Harold Stowe	1959	117
9.	Brian Barnes	1987	112
10.	Billy O'Dell	1954	111
	Rusty Gerhardt	1970	111
	Rusty Gerhardt	1971	111
	Billy Koch	1995	111

Strikeouts Per Nine Innings Pitched

Rk	Player	Year	K	IP	K/9 IP
1.	Billy O'Dell	1953	108	72.1	13.44
2.	Billy O'Dell	1952	81	56.0	13.02
3.	Brian Barnes	1989	208	146.0	12.82
4.	Billy Koch	1996	152	111.2	12.25
5.	Patrick Hogan	2004	60	44.2	12.09
6.	Kris Benson	1996	204	156.0	11.77
7.	Billy Koch	1995	111	87.0	11.48
8.	Mike Milchin	1989	54	42.2	11.39
9.	Alan Farina	2007	72	57.1	11.30
10.	Tony Sipp	2004	59	48.0	11.06

Note: Min. 40 innings pitched.

Strikeout-to-Walk Ratio

Rk	Player	Year	K	BB	K/BB
1.	Kris Benson	1996	204	27	7.56
2.	Casey Harman	2009	89	16	5.56
3.	Joe Landrum	1947	98	18	5.44
4.	Phillip Lowery	1987	37	7	5.29
5.	Billy O'Dell	1952	81	16	5.06
6.	Joe Landrum	1946	97	22	4.41
7.	Casey Harman	2008	44	10	4.40
8.	Justin Sarratt	2008	26	6	4.33
9.	Stephen Faris	2006	86	20	4.30
10.	Josh Cribb	2005	97	24	4.04

Note: Min. 40 innings pitched.

Hits Per Nine Innings Pitched

Rk	Player	Year	Hits	IP	H/9 IP
1.	Billy O'Dell	1953	25	72.1	3.11
2.	Jay Bevis	1970	17	40.1	3.79
3.	Rusty Gerhardt	1970	47	100.1	4.22
4.	Scott Winchester	1995	23	45.2	4.53
5.	Scott Clackum	1998	21	40.2	4.65
6.	Steve Cline	1973	35	59.1	5.31
7.	Brian Snyder	1977	36	60.1	5.37
8.	Brian Barnes	1989	89	146.0	5.49
9.	Billy O'Dell	1954	56	91.1	5.52

Note: Min. 40 innings pitched.

Walks Per Nine Innings Pitched

Rk	Player	Year	BB	IP	BB/9 IP
1.	Phillip Lowery	1987	7	53.2	1.17
2.	Justin Sarratt	2008	6	45.2	1.18
3.	Jimmy Roller	1960	11	71.2	1.38
4.	Kris Benson	1996	27	156.0	1.56
5.	Casey Harman	2009	16	86.2	1.66
6.	Stephen Faris	2006	20	103.0	1.75
7.	Patrick Hogan	2002	11	54.2	1.81
8.	Thomas Boozer	2002	9	44.0	1.84
9.	Jimmy Roller	1959	10	47.1	1.90
10.	Jerome Santivasci	1989	14	66.0	1.91

Note: Min. 40 innings pitched.

Saves

Rk	Player	Year	Saves
1.	Nick Glaser	2000	15
2.	Scott Winchester	1995	14
3.	Matt Vaughn	2008	11
4.	Scott Winchester	1993	10
	Scott Winchester	1994	10
	Patrick Hogan	2004	10
	Daniel Moskos	2006	10
8.	Scott Clackum	1998	9
9.	Mike Milchin	1988	8
	Paul Harrelson	2002	8

Batters Faced

Rk	Player	Year	BF
1.	Kris Benson	1996	606
2.	Brian Barnes	1989	602
3.	Brian Barnes	1988	598
4.	George Stone	1984	569
5.	Jason Dawsey	1995	529
6.	Brian Barnes	1987	523
7.	Andy Taulbee	1994	489
8.	Jimmy Key	1982	485
9.	Ron Musselman	1977	483
10.	Bill Steele	1986	481



Steve Reba (left) and Matt Henrie (right) both totaled 13 victories in 2002 during Clemson's College World Series season.

Batting

Games		
Rk	Player	Year(s)
1.	Khalil Greene	1999-02
2.	Bert Heffernan	1985-88
3.	Andy D'Alessio	2004-07
4.	Kurt Bultmann	1996-99
5.	Jim Crowley	1988-91
6.	Michael Johnson	2000-03
7.	Herman Demmink	2003-06
8.	Henri Stanley	1997-00
9.	Kyle Frank	1999,01-03
10.	Chuck Baldwin	1984-87

At-Bats

Rk	Player	Year(s)	AB
1.	Khalil Greene	1999-02	1069
2.	Bert Heffernan	1985-88	993
3.	Kurt Bultmann	1996-99	953
4.	Chuck Baldwin	1984-87	935
5.	Shane Monahan	1993-95	856
6.	Andy D'Alessio	2004-07	853
7.	Jim McCollom	1982-85	830
8.	Jim Crowley	1988-91	826
9.	Herman Demmink	2003-06	821
10.	Kyle Frank	1999,01-03	818

Hits

Rk	Player	Year(s)	Hits
1.	Khalil Greene	1999-02	403
2.	Shane Monahan	1993-95	337
3.	Bert Heffernan	1985-88	335
4.	Chuck Baldwin	1984-87	311
5.	Kurt Bultmann	1996-99	306
6.	Jim McCollom	1982-85	285
7.	Michael Johnson	2000-03	275
8.	Jim Crowley	1988-91	271
9.	Neil Simons	1977-80	270
	Gary Burnham	1994-97	270

Doubles


Rk	Player	Year(s)	2B
1.	Khalil Greene	1999-02	^95
2.	Kurt Bultmann	1996-99	82
3.	Gary Burnham	1994-97	77
4.	Taylor Harbin	2004-07	67
5.	Bert Heffernan	1985-88	63
6.	Chuck Baldwin	1984-87	62
7.	Shane Monahan	1993-95	60
8.	Jim Crowley	1988-91	57
	Patrick Boyd	1998-01	57
10.	Jim McCollom	1982-85	56

Triples

Rk	Player	Year(s)	3B
1.	Shane Monahan	1993-95	21
2.	Don Russell	1968-70	18
3.	Rusty Adkins	1965-67	17
	Bill Spiers	1985-87	17
5.	Jeff Miller	1990-93	15
	David Miller	1993-95	15
7.	Ray Mathews	1948-51	14
	Fred Knoebel	1950-52	14
	Johnny Severs	1969-71	14
	Neil Simons	1977-80	14
	Bert Heffernan	1985-88	14

Home Runs

Rk	Player	Year(s)	HR
1.	Jeff Baker	2000-02	59
	Andy D'Alessio	2004-07	59
3.	Michael Johnson	2000-03	58
4.	Matthew LeCroy	1995-97	53
5.	Jim McCollom	1982-85	52
	Khalil Greene	1999-02	52
7.	Eric Macrina	1988-91	51
8.	Jim Crowley	1988-91	43
	Kurt Bultmann	1996-99	43
10.	Joe DeBerry	1989-91	35
	Keith Williams	1991-93	35
	Kris Harvey	2003-05	35



Michael Johnson (left), Khalil Greene (center), and Jeff Baker (right) are all in the top five in Tiger history in career homers.

RBIs

Rk	Player	Year(s)	RBI
1.	Khalil Greene	1999-02	276
2.	Jeff Baker	2000-02	226
3.	Jim McCollom	1982-85	218
4.	Andy D'Alessio	2004-07	217
5.	Kurt Bultmann	1996-99	214
6.	Michael Johnson	2000-03	213
7.	Gary Burnham	1994-97	209
8.	Matthew LeCroy	1995-97	208
9.	Jim Crowley	1988-91	197
10.	Bert Heffernan	1985-88	195

Batting Average

Rk	Player	Year(s)	Hits-AB	Avg.
1.	Denny Walling	1975	59-140	.421
2.	Dude Buchanan	1939-41	74-184	.402
3.	Shane Monahan	1993-95	337-856	.394
4.	Billy McMillon	1991-93	201-527	.381
5.	Herb Jessen	1942,43	38-100	.380
6.	Rusty Adkins	1965-67	150-396	.379
7.	Khalil Greene	1999-02	403-1069	.377
8.	Ted Corbin	1992	74-199	.372
9.	Tim Teufel	1979,80	134-365	.367
10.	Brad McCann	2003,04	183-504	.363

Note: Min. 100 at-bats.

Slugging Percentage

Rk	Player	Year(s)	AB	TB	Slg %
1.	Denny Walling	1975	140	113	.807
2.	Dave Lynn	1958,60,61	163	113	.693
3.	Tim Teufel	1979,80	365	244	.668
4.	Dude Buchanan	1939-41	184	121	.658
5.	Michael Johnson	2000-03	800	509	.636
6.	Jim McCollom	1982-85	830	521	.628
7.	Jeff Baker	2000-02	773	484	.626
8.	Shane Monahan	1993-95	856	535	.625
9.	Khalil Greene	1999-02	1069	668	.625
10.	Eric Macrina	1988-91	647	404	.624

Note: Min. 100 at-bats.

Total Bases

Rk	Player	Year(s)	TB
1.	Khalil Greene	1999-02	668
2.	Shane Monahan	1993-95	535
3.	Kurt Bultmann	1996-99	525
4.	Jim McCollom	1982-85	521
5.	Michael Johnson	2000-03	509
6.	Bert Heffernan	1985-88	507
7.	Andy D'Alessio	2004-07	498
8.	Jeff Baker	2000-02	484
9.	Chuck Baldwin	1984-87	476
10.	Jim Crowley	1988-91	459

Runs

Rk	Player	Year(s)	Runs
1.	Bert Heffernan	1985-88	285
2.	Khalil Greene	1999-02	265
3.	Shane Monahan	1993-95	235
4.	Kurt Bultmann	1996-99	233
5.	Gary Burnham	1994-97	215
6.	Jim McCollom	1982-85	203
7.	Michael Johnson	2000-03	201
8.	Jim Crowley	1988-91	199
9.	Patrick Boyd	1998-01	196
10.	Neil Simons	1977-80	195

Stolen Bases

Rk	Player	Year(s)	SB
1.	Henry Threadgill	1986-89	85
	Mike Couture	1987-90	85
3.	Kevin Northrup	1989-92	83
4.	Brian Kowitz	1988-90	76
5.	Brooks Shumake	1982-84	71
6.	Ray Williams	1984-87	70
7.	Billy Weems	1977-80	68
8.	Randy Mazey	1985-88	65
9.	Shane Monahan	1993-95	61
10.	Bill Spiers	1985-87	60

Walks

Rk	Player	Year(s)	BB
1.	Bert Heffernan	1985-88	207
2.	Neil Simons	1977-80	180
3.	Michael Johnson	2000-03	169
4.	Gary Burnham	1994-97	157
5.	Henri Stanley	1997-00	144
6.	Khalil Greene	1999-02	143
7.	Frank Russ	1980-83	139
8.	Brian Ellis	1997-00	138
9.	Patrick Boyd	1998-01	135
10.	Kurt Bultmann	1996-99	133

Strikeouts Per At-Bat

Rk	Player	Year(s)	AB/K	Ratio
1.	Rusty Adkins	1965-67	396/16	1/24.75
2.	Neil Simons	1977-80	805/43	1/18.72
3.	Billy Weems	1977-80	674/39	1/17.28
4.	Randy Bray	1968-70	457/27	1/16.93
5.	Casey Stone	1998-01	736/46	1/16.00
6.	Joe Taylor	1992,93	394/27	1/14.54
7.	Mike Mahoney	1973-75,81	323/23	1/14.04
8.	Steve Tucker	1973-76	502/37	1/13.57
9.	Taylor Harbin	2005-07	781/66	1/11.83
10.	Dave Buffamoyer	1978,79	287/25	1/11.48

Note: Min. 100 at-bats.

Walks Per At-Bat

Rk	Player	Year(s)	AB/BB	Ratio
1.	Kurt Seibert	1974-76	408/106	1/3.85
2.	Don Russell	1968-70	415/107	1/3.88
3.	Chris Epps	2008,09	229/55	1/4.16
4.	Brian Ellis	1997-00	583/138	1/4.22
5.	Johnny Severs	1969-71	373/86	1/4.34
6.	Dave Buffamoyer	1978,79	287/66	1/4.35
7.	Neil Simons	1977-80	805/180	1/4.47
8.	Brad Miller	2009	238/53	1/4.49
9.	Steve Nilsson	1976-78	507/112	1/4.53
10.	Jason Harris	1998,99	475/104	1/4.57

Note: Min. 100 at-bats.

Pitching

Appearances

Rk	Player	Year(s)	App.
1.	Matt Additon	1997-00	98
2.	Thomas Boozer	1999-02	88
	Jeff Hahn	2002-05	88
4.	Scott Winchester	1993-95	87
5.	Ryan Hinson	2006-09	85
6.	Daniel Moskos	2005-07	81
	Matt Vaughn	2006-09	81
8.	Patrick Hogan	2001-04	79
9.	Brian Barnes	1986-89	78
	Steve Reba	1999-02	78
	Paul Harrelson	2000-03	78

Starts

Rk	Player	Year(s)	Starts
1.	Ryan Mottl	1997-00	68
2.	Brian Barnes	1986-89	65
3.	Rusty Gerhardt	1969-72	55
4.	Kris Benson	1994-96	47
5.	Jimmy Key	1980-82	46
6.	Oliver Whitaker	1984-87	45
	Steve Reba	1999-02	45
8.	Billy Koch	1994-96	44
9.	Alan Botkin	1986-89	43
10.	Jason Dawsey	1993-95	42

Relief Appearances

Rk	Player	Year(s)	RA
1.	Matt Additon	1997-00	93
2.	Scott Winchester	1993-95	87
3.	Thomas Boozer	1999-02	79
4.	Matt Vaughn	2006-09	78
5.	Jeff Hahn	2002-05	77
6.	Paul Harrelson	2000-03	75
7.	Patrick Hogan	2001-04	71
	Daniel Moskos	2005-07	71
9.	Jerome Santivaschi	1985,87-89	68
10.	Jay Bevis	1969-72	67
	Tim Peele	1988-91	67

Complete Games

Rk	Player	Year(s)	CG
1.	Rusty Gerhardt	1969-72	26
2.	Brian Barnes	1986-89	21
3.	Billy O'Dell	1952-54	19
4.	Harold Stowe	1957-59	16
	Dave Van Volkenburg	1969-72	16
	Chuck Porter	1974-76	16
7.	Ron Musselman	1976,77	14
	Mike Brown	1978-80	14
	Jimmy Key	1980-82	14
10.	Tommy Chapman	1963-65	13
	Jeff Gilbert	1981-83	13

Shutouts

Rk	Player	Year(s)	SHO
1.	Ron Musselman	1976,77	6
2.	Billy O'Dell	1952-54	5
	Rusty Gerhardt	1969-72	5
	Lindsay Graham	1970-73	5
	Mike Brown	1978-80	5
6.	Chuck Porter	1974-76	4
	Mike Sullivan	1977-79	4
	Kris Benson	1994-96	4

9.	Dave Van Volkenburg	1969-72	3
	Tommy Qualters	1975-78	3
	Brian Snyder	1977-79	3
	Jeff Gilbert	1981-83	3
	John Pawlowski	1983-85	3
	Alan Botkin	1986-89	3
	Tim Parker	1987,88,90	3

Wins

Rk	Player	Year(s)	Wins
1.	Brian Barnes	1986-89	44
2.	Rusty Gerhardt	1969-72	34
3.	Ryan Mottl	1997-00	33
	Steve Reba	1999-02	33
5.	Kris Benson	1994-96	29
6.	Andy Taulbee	1992-94	27
7.	Jason Angel	1990-92	25
8.	Harold Stowe	1957-59	24
	Chuck Porter	1974-76	24
10.	Mike Brown	1978-80	23
	Oliver Whitaker	1984-87	23
	Alan Botkin	1986-89	23

Winning Percentage

Rk	Player	Year(s)	W-L	Win %
1.	Mike Kimbrell	1988-91	17-1	94.4
2.	Scott Parrish	1981,83,84	21-3	87.5
3.	Mike Sullivan	1977-79	20-3	87.0
4.	Bill Parmer	1965-67	18-3	85.7
	Jarrod Schmidt	2000-02	18-3	85.7
6.	Chad Phillips	1990-93	17-3	85.0
	Ken Vining	1994-96	17-3	85.0
8.	Scott Miller	1991,92	19-4	82.6
9.	Brian Barnes	1986-89	44-10	81.5
10.	Jeff Gilbert	1981-83	21-5	80.8

Note: Min. 15 decisions.

Innings Pitched

Rk	Player	Year(s)	IP
1.	Brian Barnes	1986-89	475.1
2.	Ryan Mottl	1997-00	414.1
3.	Rusty Gerhardt	1969-72	384.1
4.	Kris Benson	1994-96	319.2
5.	Steve Reba	1999-02	319.1
6.	Jimmy Key	1980-82	318.2
7.	Jason Dawsey	1993-95	304.1
8.	Oliver Whitaker	1984-87	299.1
9.	Josh Cribb	2003-06	282.1
10.	Harold Stowe	1957-59	279.1
	Andy Taulbee	1992-94	279.1

ERA

Rk	Player	Year(s)	ERA
1.	Billy O'Dell	1952-54	1.51
2.	Scott Winchester	1993-95	1.70
3.	Steve Cline	1973,74	1.94
4.	Jay Bevis	1969-72	2.13
5.	Harold Stowe	1957-59	2.32
6.	Rusty Gerhardt	1969-72	2.39
7.	Chuck Porter	1974-76	2.43
8.	Bill Parmer	1965-67	2.59
9.	Nelson Gibson	1966-68	2.64
10.	Mike Sullivan	1977-79	2.65

Note: Min. 100 innings pitched.

Strikeouts

Rk	Player	Year(s)	K
1.	Brian Barnes	1986-89	513
2.	Rusty Gerhardt	1969-72	382
3.	Ryan Mottl	1997-00	360
4.	Kris Benson	1994-96	356
5.	Billy Koch	1994-96	338
6.	Billy O'Dell	1952-54	300
7.	Harold Stowe	1957-59	279
8.	Jason Dawsey	1993-95	276
9.	Steve Reba	1999-02	263
10.	Ken Vining	1994-96	258

Strikeouts Per Nine Innings Pitched

Rk	Player	Year(s)	K/9 IP
1.	Billy O'Dell	1952-54	12.29
2.	Billy Koch	1994-96	11.00

3.	Ken Vining	1994-96	10.35
4.	Kris Benson	1994-96	10.02
5.	Brian Barnes	1986-89	9.71
6.	D.J. Mitchell	2006-08	9.24
7.	Mike Holtz	1991-94	9.22
8.	Casey Harman	2008,09	9.16
9.	Damon Vincent	1961-63	9.00
	Charlie Watson	1965-67	9.00

Note: Min. 100 innings pitched.

Strikeout-to-Walk Ratio

Rk	Player	Year(s)	K/BB
1.	Casey Harman	2008,09	5.12
2.	Kris Benson	1994-96	4.51
3.	Josh Cribb	2003-06	3.62
4.	Billy O'Dell	1952-54	3.61
5.	Stephen Faris	2004-06	3.38
6.	Justin Sarratt	2007-09	3.25
7.	Andy Taulbee	1992-94	3.22
8.	Phillip Lowery	1986-88	3.19
9.	Ken Vining	1994-96	3.19
10.	Jason Dawsey	1993-95	3.17

Note: Min. 100 innings pitched.

Hits Per Nine Innings Pitched

Rk	Player	Year(s)	H/9 IP
1.	Billy O'Dell	1952-54	5.29
2.	Rusty Gerhardt	1969-72	5.95
3.	Scott Winchester	1993-95	6.04
4.	Jay Bevis	1969-72	6.22
5.	Steve Cline	1973,74	6.33
6.	Charlie Watson	1965-67	6.58
7.	Chuck Porter	1974-76	6.80
8.	Bill Parmer	1965-67	6.89
9.	Billy Koch	1994-96	6.99
10.	Tim Parker	1987,88,90	7.03

Note: Min. 100 innings pitched.

Walks Per Nine Innings Pitched

Rk	Player	Year(s)	BB/9 IP
1.	Phillip Lowery	1986-88	1.71
2.	Justin Sarratt	2007-09	1.78
3.	Casey Harman	2008,09	1.79
4.	Stephen Faris	2004-06	2.08
5.	Scott Berney	2000	2.12
6.	Jimmy Roller	1959-61	2.13
7.	Kris Benson	1994-96	2.22
8.	Josh Cribb	2003-06	2.26
9.	Andy Taulbee	1992-94	2.35
10.	George Stone	1984,85	2.42

Note: Min. 100 innings pitched.

Saves

Rk	Player	Year(s)	Saves
1.	Scott Winchester	1993-95	34
2.	Jay Bevis	1969-72	20
3.	Patrick Hogan	2001-04	18
4.	Nick Glaser	2000,01	16
	Daniel Moskos	2005-07	16
	Matt Vaughn	2006-09	16
7.	Dave Woessner	1977-79	14
	Paul Harrelson	2000-03	14
9.	Mike Milchin	1987-89	13
	Scott Clackum	1997,98	13

Batters Faced

Rk	Player	Year(s)	BF
1.	Brian Barnes	1986-89	2052
2.	Ryan Mottl	1997-00	1851
3.	Rusty Gerhardt	1969-72	1473
4.	Steve Reba	1999-02	1395
5.	Oliver Whitaker	1984-87	1371
6.	Jimmy Key	1980-82	1349
7.	Kris Benson	1994-96	1317
8.	Jason Dawsey	1993-95	1281
9.	Bill Steele	1985-87	1228
10.	Alan Botkin	1986-89	1201

^ - NCAA record



Yearly Leaders

Batting

At-Bats

Year	Player, Pos.	AB
1939	Ed Irick, 3b	67
1940	Francis Coakley, of	64
1941	Dude Buchanan, 1b	68
1942	Herb Jessen, 1b	71
1943	Frank Gillespie, 1b	61
1944	No Team	
1945	Bull Cagle, of	49
1946	Dewey Quinn, 3b	85
1947	Homer Coker, of	122
1948	Ken Culberson, ss	120
1949	Ken Culberson, ss	110
1950	Ken Culberson, ss	137
1951	Dick Hendley, c	93
1952	Roy Coker, 2b	87
1953	Roy Coker, 2b	73
1954	Roy Coker, 2b	105
1955	Lonnie Shealy, 2b	70
1956	Bill Barnett, of	76
1957	Butch Coker, c	74
1958	Bud Spiers, ss	130
1959	Ty Cline, of/p	135
1960	Ty Cline, of	89
	Dave Lynn, c	89
1961	Elmo Lam, ss	91
1962	Elmo Lam, ss	107
1963	Elmo Lam, ss	103
1964	Ben Marsella, 2b	117
1965	Rusty Adkins, of	*126
1966	Rusty Adkins, 2b	121
1967	Rusty Adkins, 2b	*149
1968	Randy Bray, ss	*146
1969	Randy Bray, ss	*167
1970	Randy Bray, ss	144
1971	Calvin Weeks, ss	*160
1972	Kenny Bagwell, 2b	135
1973	Richard Haynes, 2b	*138
1974	Mike Pulaski, of	*158
1975	Kurt Seibert, ss	*153
1976	Robert Bonnette, 3b	*207
1977	Robert Bonnette, ss	*216
1978	Tony Masone, of	186
1979	Tony Masone, of	*224
1980	Billy Weems, of	229
1981	Mike Mahoney, of	*222
1982	Frank Russ, 2b	*237
1983	Bob Paulling, 1b	199
1984	Brooks Shumake, of	218
1985	Chuck Baldwin, ss	*252
1986	Chuck Baldwin, 1b	*289
1987	Steve Baucom, 3b	*268
1988	Jerry Brooks, 3b	*284
1989	Henry Threadgill, 2b	*283
1990	Brian Kowitz, of	253
1991	Eric Macrina, dh	260

1992	Kevin Northrup, of	249
1993	Keith Williams, of	255
1994	Shane Monahan, of	*330
1995	Shane Monahan, of	*273
1996	Paul Galloway, 3b	252
1997	Jason Embler, 1b	*269
1998	Patrick Boyd, of	241
1999	Khalil Greene, 3b	274
2000	Jeff Baker, ss	275
2001	Casey Stone, of	274
2002	Khalil Greene, ss	285
2003	Brad McCann, 3b	251
2004	Brad McCann, 3b	253
	Lou Santangelo, c	253
2005	Taylor Harbin, 2b	274
2006	Tyler Colvin, of	281
2007	Taylor Harbin, ss	253
2008	Wilson Boyd, of	233
2009	Mike Freeman, 2b	268

Hits

Year	Player, Pos.	H
1939	Ed Irick, 3b	24
1940	Francis Coakley, of	25
1941	Dude Buchanan, 1b	33
1942	Homer Coker, of	24
1943	Homer Coker, of	24
1944	No Team	
1945	J.A. Timmerman, ss	11
	H.H. Tyler, 2b	11
1946	Dewey Quinn, 3b	31
1947	Dewey Quinn, of	38
1948	Jimmy Jones, 1b	37
1949	Ken Culberson, ss	39
1950	Doug Angley, of	51
1951	Ray Mathews, of	33
1952	Fred Knoebel, of	30
1953	Wyman Morris, 3b	27
1954	Roy Coker, 2b	33
	Doug Kingsmore, of	33
1955	Lonnie Shealy, 2b	25
1956	Don Shealy, of/p	23
1957	Butch Coker, c	20
	Don Shealy, of/p	20
1958	Bud Spiers, ss	42
1959	Ty Cline, of/p	44
1960	Dave Lynn, c	32
1961	Pete Ayoub, 2b	29
	Elmo Lam, ss	29
1962	Johnny Jones, of	36
1963	Johnny Jones, of	33
1964	Ben Marsella, 2b	33
1965	Rusty Adkins, of	*56
1966	Rusty Adkins, 2b	44
1967	Rusty Adkins, 2b	*50
1968	Randy Bray, ss	*48
1969	Calvin Weeks, 2b/of	*57
1970	Randy Bray, ss	41

1971	Craig White, of	*49
1972	Kenny Bagwell, 2b	40
1973	Craig White, of	*44
1974	Mike Pulaski, of	*48
1975	Denny Walling, of	*59
1976	Steve Tucker, of	*69
1977	Neil Simons, of	*74
1978	Tony Masone, of	61
1979	Tony Masone, of	74
1980	Billy Weems, of	75
1981	Greg Guin, 1b	*79
1982	Mark Davidson, of	*75
1983	Bob Paulling, 1b	*81
1984	Jim McCollom, dh	71
1985	Jim McCollom, 1b	*98
1986	Chuck Baldwin, 1b	*107
1987	Steve Baucom, 3b	93
1988	Jerry Brooks, 3b	*106
1989	Henry Threadgill, 2b	*93
1990	Brian Kowitz, of	*102
1991	Jim Crowley, 2b	*98
1992	Kevin Northrup, of	*95
1993	Shane Monahan, 1b	*94
1994	Shane Monahan, of	*A137
1995	Shane Monahan, of	*106
1996	Jason Embler, 1b	85
1997	Gary Burnham, of	104
1998	Matt Padgett, of	88
1999	Khalil Greene, 3b	98
2000	Khalil Greene, 3b	98
2001	Casey Stone, of	103
2002	Khalil Greene, ss	*A134
2003	Brad McCann, 3b	87
2004	Brad McCann, 3b	96
2005	Taylor Harbin, 2b	94
2006	Tyler Colvin, of	100
2007	Marquez Smith, 3b	84
2008	Wilson Boyd, of	70
	Ben Paulsen, 1b	70
2009	Ben Paulsen, 1b	95

Doubles

Year	Player, Pos.	2B
1939	Ed Irick, 3b	6
1940	Francis Coakley, of	4
1941	Dude Buchanan, 1b	5
1942	Bob Berry, ss	4
	Homer Coker, of	4
1943	Homer Coker, of	4
	Jay Good, 3b	4
1944	No Team	
1945	Bull Cagle, of	3
1946	Dewey Quinn, of	6
1947	Frank Gillespie, 1b	7
	Dewey Quinn, of	7
1948	Jimmy Jones, 1b	7
1949	Luke Deanhardt, 1b	8
1950	Doug Angley, of	9
1951	Gene Aughtry, 2b	8
1952	Jim Evans, ss	8
1953	Wyman Morris, 3b	9
1954	Roy Coker, 2b	5
1955	Roger Gaines, of	6
1956	Bill Barnett, of	5
1957	Don Shealy, of/p	5
1958	Larry Bagwell, 3b	*8
	Fred DeBerry, 1b	*8
1959	Ty Cline, of/p	*7
1960	Toby Bradshaw, 2b	7
1961	Elmo Lam, ss	6
1962	Gene Harbeson, c	7
1963	Pete Ayoub, 2b	8
1964	Buddy Nixon, 1b	7
1965	Rusty Adkins, of	10
	Tony Jackson, 2b	10
1966	Jack McCall, ss	*12
1967	Ron Zupa, 1b	10
1968	Randy Bray, ss	*8
1969	Randy Bray, ss	9
	Craig White, of	9
1970	Calvin Weeks, ss	7
1971	Craig White, of	*11

1972	Kenny Bagwell, 2b	9
1973	Craig White, of	*10
1974	Smiley Sanders, of	11
1975	Steve Tucker, of	*11
1976	Steve Tucker, of	*16
1977	Bill Foley, c	*14
	Robert Bonnette, ss	*14
1978	Tony Masone, of	*18
1979	Robert Bonnette, 3b	14
	Tim Teufel, 2b	14
1980	Tim Teufel, 2b	16
1981	Craig Roberson, 3b	*20
1982	Jimmy Key, p/of	*21
1983	Jim McCollom, c	15
1984	Brooks Shumake, of	14
1985	Jim McCollom, 1b	*19
1986	Chuck Baldwin, 1b	*23
1987	Steve Baucom, 3b	21
1988	Jerry Brooks, 3b	21
	Randy Mazey, of	21
1989	Mike Milchin, 1b	19
1990	Brian Kowitz, of	*22
1991	Billy McMillon, of	26
1992	Kevin Northrup, of	23
1993	Billy McMillon, of	*21
1994	Shane Monahan, of	23
1995	Gary Burnham, of	*27
1996	Gary Burnham, of	24
1997	Kurt Bultmann, ss	*31
1998	Jason Harris, 1b	20
1999	Kurt Bultmann, 2b	23
2000	Khalil Greene, 3b	24
2001	Khalil Greene, ss	18
2002	Khalil Greene, ss	*A33
2003	Brad McCann, 3b	21
2004	Brad McCann, 3b	20
2005	Taylor Harbin, 2b	*28
2006	Tyler Colvin, of	*22
2007	Taylor Harbin, ss	19
2008	Ben Paulsen, 1b	18
2009	Ben Paulsen, 1b	18

Triples

Year	Player, Pos.	3B
1939	Frank Horton, 2b	3
1940	Joe Blalock, of	3
	Dude Buchanan, 1b	3
1941	Dude Buchanan, 1b	4
1942	Don Belk, of	3
1943	Leo Fisher, 2b	2
	J.C. Herring, of	2
1944	No Team	
1945	Bull Cagle, of	1
	H.N. Lindsay, c/of	1
	H.H. Tyler, 2b	1
1946	Dewey Quinn, 3b	5
1947	Homer Coker, of	2
	Frank Gillespie, 1b	2
	Dewey Quinn, of	2
1948	Luke Deanhardt, 1b	3
	Gene Moore, c	3

Gary Burnham led Clemson in doubles in the Tigers' 1995 and 1996 College World Series years.

1949	Gene Aughtry, 2b	2
	Tom Castles, of	2
	H.S. Joyce, p	2
	Gene Moore, c	2
1950	Doug Angley, of	4
1951	Dick Hendley, c	3
	Fred Knoebel, of	3
1952	Roy Coker, 2b	1
	Roger Gaines, of	1
	Fred Knoebel, of	1
	Joe Murray, 1b	1
	Billy O'Dell, p	1
1953	Roy Coker, 2b	2
	Wyman Morris, 3b	2
1954	Roy Coker, 2b	4
1955	Bill Barnett, of	3
1956	Bill Barnett, of	3
1957	Carol Brown, of	1
	Butch Coker, c	1
	Doug Hoffman, of	1
	Don Shealy, of/p	1
	Larry Wilson, 1b	1
1958	Bud Spiers, ss	3
1959	Doug Hoffman, of	*5
1960	Ty Cline, of	*5
1961	Elmo Lam, ss	3
1962	Johnny Jones, of	2
	Buddy Nixon, 1b	2
1963	Dave Ellisor, 3b	*4
1964	Buddy Nixon, 1b	*4
1965	Rusty Adkins, of	4
	George Sutton, of	4
1966	Rusty Adkins, 2b	*6
1967	Rusty Adkins, 2b	*A7
1968	Don Russell, 3b	*5
	Keith Waters, of	*5
1969	Don Russell, 3b	*8
1970	Eddie Dixon, 1b	*5
	Don Russell, 3b	*5
	Johnny Severs, of	*5
	Craig White, of	*5
1971	Johnny Severs, of	*6
	Dave Van Volkenburg, 1b/p	*6
1972	Dave Van Volkenburg, 1b/p	3
1973	Craig White, of	*3
1974	Lin Hamilton, c	*4
1975	Dave Caldwell, of	*4
1976	Dave Caldwell, of	*8
1977	Neil Simons, of	*6
1978	Tony Masone, of	4
	Billy Weems, of	4
1979	Dave Buffamoyer, c	4
1980	Neil Simons, of	4
	Billy Weems, of	4
1981	Scott Powers, ss	4
1982	Ricky Hester, of	*5
1983	Dave Lemaster, of	4
	Jim McCollom, c	4
1984	Scott Powers, ss	4
1985	Jim McCollom, 1b	4
	Steve Williams, c	4

Dewey Quinn led the Tigers in hits in both 1946 and 1947.



1986	Steve Baucom, 3b	6
1987	Bill Spiers, ss	*11
1988	Bert Heffernan, c	6
1989	Henry Threadgill, 2b	*6
1990	Brian Kowitz, of	*6
	Jeff Miller, inf	*6
1991	Kevin Northrup, of	*9
1992	Shawn Satterfield, of	*8
1993	Shane Monahan, 1b	7
1994	Shane Monahan, of	9
1995	David Miller, 1b	*10
1996	Jerome Robinson, of	6
1997	Nathan Broome, of	2
	Gary Burnham, of	2
	Brian Holstad, 2b	2
	Henri Stanley, of	2
1998	Jason Harris, 1b	2
	Peter Nystrom, of	2
	Doug Roper, ss	2
	Justin Singleton, 3b	2
1999	Kurt Bultmann, 2b	2
	Henri Stanley, of	2
2000	Ryan Riley, 2b	*7
2001	Jeff Baker, 3b	2
	Chad Coder, of	2
	Casey Stone, of	2
2002	L.J. DeMaino, of	5
2003	Herman Demmink, 2b	1
	Garrick Evans, of	1
	Ryan Hub, of	1
	Brad McCann, 3b	1
	Steve Pyzik, c	1
2004	Tony Sipp, of	4
2005	Taylor Harbin, 2b	4
2006	Tyler Colvin, of	5
2007	Addison Johnson, of	5
2008	Doug Hogan, c	3
2009	Mike Freeman, 2b	5

Home Runs

Year	Player, Pos.	HR
1939	George Brodie, of	4
1940	Dude Buchanan, 1b	3
1941	Joe Blalock, of	3
	Dude Buchanan, 1b	3
	Pop Locklair, of	3
	Ace Parker, c	3
1942	Don Belk, of	3
1943	Hank Sullivan, c	4
1944	No Team	
1945	Bull Cagle, of	2
1946	Charlie Mimms, 3b/of	2
1947	Lynwood McMakin, 2b	3
	Dewey Quinn, of	3
	Hale Sherard, 3b	3
1948	Frank Gillespie, 3b	5
1949	Frank Gillespie, 3b	9
1950	Ken Culberson, ss	6
	Fred Knoebel, of	6
	Ray Mathews, of	6
1951	Ray Mathews, of	5
1952	Fred Knoebel, of	7
1953	Bill Barnett, of	4
1954	Doug Kingsmore, of	*10
1955	Bill Barnett, of	2
	Charlie Blackston, ss	2
	Jim O'Quinn, of	2
	Dick Swetenburg, 1b	2
1956	Bill Barnett, of	4
1957	Bud Spiers, ss	3
1958	Bud Spiers, ss	4
1959	Doug Hoffman, of	*4
1960	Dave Lynn, c	*8
1961	Dave Lynn, c	*6
1962	Nicky Lomax, of	6
	Buddy Nixon, 1b	6
1963	Johnny Jones, of	6
1964	Ben Marsella, 2b	6
	George Sutton, of	6
1965	Jack McCall, ss	.8
1966	George Sutton, of	*11
1967	Rusty Adkins, 2b	*6

1968	Randy Bray, ss	4
	Don Russell, 3b	4
	Ron Zupa, 1b	4
1969	Craig White, of	*8
1970	Craig White, of	7
1971	Craig White, of	4
1972	Smiley Sanders, of	6
1973	Craig White, of	*8
1974	Smiley Sanders, of	*8
1975	Denny Walling, of	*13
1976	Dave Caldwell, of	*9
	Bill Foley, c	*9
1977	Bill Foley, c	*14
1978	Bill Schroeder, c	10
1979	Tony Masone, of	13
	Neil Simons, of	13
	Tim Teufel, 2b	13
1980	Tim Teufel, 2b	*11
1981	Craig Roberson, 3b	12
1982	Jim McCollom, of/1b	11
1983	Bob Paulling, 1b	10
1984	Jim McCollom, dh	11
1985	Jim McCollom, 1b	21
1986	Chuck Baldwin, 1b	16
	Ray Williams, of	16
1987	Chuck Baldwin, 1b	9
	Steve Baucom, 3b	9
	Mike Milchin, 1b	9
1988	Mike Couture, 1b	17
1989	Mike Couture, c	10
	Jim Crowley, 3b	10
1990	Eric Macrina, dh	18
1991	Eric Macrina, dh	*24
1992	Keith Williams, of	13
1993	Keith Williams, of	19
1994	Mike Hampton, 3b	11
	Shane Monahan, of	11
1995	Matthew LeCroy, c	15
1996	Matthew LeCroy, c	14
1997	Matthew LeCroy, c	24
1998	Matt Padgett, of	14
1999	Patrick Boyd, of	17
2000	Jeff Baker, ss	11
2001	Jeff Baker, 3b	23
2002	Khalil Greene, ss	*27
2003	Michael Johnson, 1b	12
2004	Lou Santangelo, c	18
2005	Kris Harvey, dh	*25
2006	Andy D'Alessio, 1b	*23
2007	Andy D'Alessio, 1b	17
2008	Kyle Parker, of/inf	14
2009	Ben Paulsen, 1b	13
	Jeff Schaus, of	13

RBIs

Year	Player, Pos.	RBI
1939	George Brodie, of	9
1940	Francis Coakley, of	12
1941	Dude Buchanan, 1b	24
1942	Don Belk, of	18
1943	Frank Gillespie, 1b	16
	Hank Sullivan, c	16
1944	No Team	
1945	Bull Cagle, of	5
1946	Dewey Quinn, 3b	15
1947	Dewey Quinn, of	24
	Jack McCall, ss	25
1948	Jimmy Jones, 1b	19
1949	Frank Gillespie, 3b	33
1950	Ken Culberson, ss	36
1951	Dick Hendley, c	25
1952	Fred Knoebel, of	29
1953	Wyman Morris, 3b	19
1954	Doug Kingsmore, of	27
1955	Jim O'Quinn, c	13
1956	Bill Barnett, of	19
1957	Don Shealy, of/p	13
1958	Bud Spiers, ss	*34
1959	Larry Bagwell, 3b	*27
1960	Dave Lynn, c	*31
1961	Dave Lynn, c	21
1962	Buddy Nixon, 1b	30



Ben Paulsen tied for the team lead in home runs (13) and led Clemson in RBIs (61) in 2009.

1963	Johnny Jones, of	22
1964	Ben Marsella, 2b	29
1965	Rusty Adkins, of	25
1966	George Sutton, of	*39
1967	Rusty Adkins, 2b	*24
1968	Randy Bray, ss	23
1969	Craig White, of	*40
1970	Craig White, of	28
1971	Craig White, of	28
1972	Smiley Sanders, of	21
1973	Craig White, of	*31
1974	Smiley Sanders, of	*30
1975	Denny Walling, of	*A60
1976	Dave Caldwell, of	*49
1977	Robert Bonnette, ss	*51
	Bill Foley, c	*51
1978	Tony Masone, of	*49
1979	Tony Masone, of	*61
1980	Tim Teufel, 2b	*66
1981	Craig Roberson, 3b	57
1982	Mark Davidson, of	50
1983	Bob Paulling, 1b	55
1984	Jim McCollom, dh	54
1985	Jim McCollom, 1b	76
1986	Chuck Baldwin, 1b	73
1987	Steve Baucom, 3b	69
1988	Jerry Brooks, 3b	80
1989	Jim Crowley, 3b	60
1990	Joe DeBerry, 1b	70
1991	Eric Macrina, dh	84
1992	Keith Williams, of	68
1993	Keith Williams, of	79
1994	Mike Hampton, 3b	70
1995	Dave Miller, 1b	78
1996	Jason Embler, 1b	57
	Matthew LeCroy, c	57
1997	Gary Burnham, of	82
1998	Patrick Boyd, of	59
	Jason Harris, 1b	59
1999	Kurt Bultmann, 2b	72
2000	Jeff Baker, ss	64
	Khalil Greene, 3b	64
2001	Jeff Baker, 3b	75
2002	Khalil Greene, ss	91
2003	Brad McCann, 3b	67
2004	Brad McCann, 3b	65
2005	Kris Harvey, dh	70
2006	Andy D'Alessio, 1b	*85
2007	Taylor Harbin, ss	62
2008	Doug Hogan, c	51
2009	Ben Paulsen, 1b	61

Batting Average

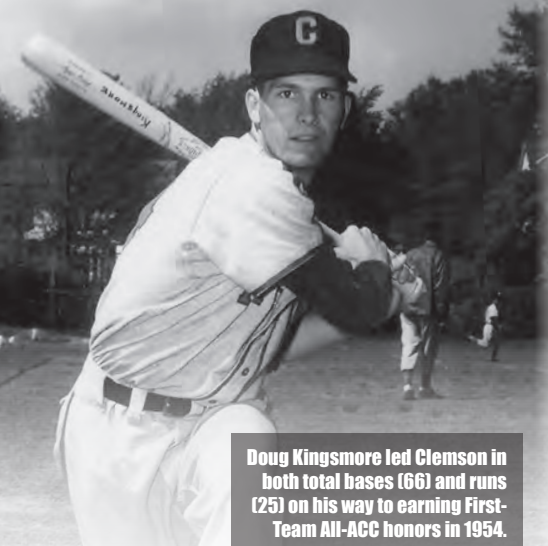
Year	Player, Pos.	BA
1939	Ed Irick, 3b	.358
1940	Francis Coakley, of	.391
1941	Dude Buchanan, 1b	.485

1942	Homer Coker, of	.462
1943	Homer Coker, of	.462
1944	No Team	
1945	H.H. Tyler, 2b	.282
1946	Dewey Quinn, 3b	.365
1947	Lynwood McMakin, 2b	.348
1948	Frank Gillespie, 3b	.338
1949	Ken Culberson, ss	.355
1950	Doug Angley, of	.381
1951	Ray Mathews, of	.375
1952	Fred Knoebel, of	.366
1953	Wyman Morris, 3b	.422
1954	Doug Kingsmore, of	.371
1955	Lonnie Shealy, 2b	.357
1956	Don Shealy, of/p	.348
1957	Don Shealy, of/p	.313
1958	Bailey Hendley, of/p	.333
1959	Ty Cline, of/p	.326
1960	Bailey Hendley, of/p	.364
1961	Pete Ayoub, 2b	.349
1962	Johnny Jones, of	.439
1963	Mike Bohonak, of	.349
1964	Stan Ayers, c	.316
1965	Rusty Adkins, of	*.444
1966	Ellis Dantzler, 1b	.380
1967	Garry Helms, ss	.372
1968	Randy Bray, ss	.329
1969	Calvin Weeks, 2b/of	.354
1970	Randy Bray, ss	.285
1971	Craig White, of	.380
1972	Lin Hamilton, c	.318
1973	Craig White, of	.336
1974	Lin Hamilton, c	.346
1975	Denny Walling, of	*.421
1976	Steve Tucker, of	.350
1977	Neil Simons, of	.376
1978	Billy Weems, of	.333
1979	Neil Simons, of	.355
1980	Tim Teufel, 2b	.387
1981	Greg Guin, 1b	.387
1982	Jimmy Key, p/of	.359
1983	Bob Paulling, 1b	.407
1984	Chuck Baldwin, 2b	.356
1985	Jim McCollom, 1b	.390
1986	Chuck Baldwin, 1b	.370
1987	Mark Biegert, of	.356
1988	Jerry Brooks, 3b	.373
1989	Henry Threadgill, 2b	.329
1990	Brian Kowitz, of	.403
1991	Billy McMillon, of	*.391
1992	Kevin Northrup, of	.382
1993	Billy McMillon, of	.377
1994	Shane Monahan, of	.415
1995	Shane Monahan, of	.388
1996	Jason Embler, 1b	.357
1997	Gary Burnham, of	.391
1998	Matt Padgett, of	.376

1999	Patrick Boyd, of	.390
2000	Khalil Greene, 3b	.364
2001	Casey Stone, of	.376
2002	Khalil Greene, ss	*.470
2003	Brad McCann, 3b	.347
2004	Brad McCann, 3b	.379
2005	Brad Chalk, of	.350
2006	Tyler Colvin, of	.356
2007	Brad Chalk, of	.366
2008	Mike Freeman, 2b	.332
2009	Ben Paulsen, 1b	.367

Slugging Percentage

Year	Player, Pos.	Slg %
1939	George Brodie, of	.615
1940	Dude Buchanan, 1b	.691
1941	Dude Buchanan, 1b	.809
1942	Don Belk, of	.594
1943	Homer Coker, of	.750
1944	No Team	
1945	Bull Cagle, of	.429
1946	Dewey Quinn, 3b	.588
1947	Dewey Quinn, of	.512
1948	Frank Gillespie, 3b	.648
1949	Frank Gillespie, 3b	.641
1950	Doug Angley, of	.597
1951	Ray Mathews, of	.591
1952	Fred Knoebel, of	.720
1953	Wyman Morris, 3b	.703
1954	Doug Kingsmore, of	.742
1955	Bill Barnett, of	.581
1956	Bill Barnett, of	.579
1957	Don Shealy, of/p	.422
1958	Bud Spiers, ss	.500
1959	Doug Hoffman, of	.552
1960	Dave Lynn, c	.708
1961	Dave Lynn, c	.639
1962	Joey Taylor, of	.766
1963	Johnny Jones, of	.570
1964	George Sutton, of	.576
1965	Jack McCall, ss	.670
1966	George Sutton, of	.632
1967	Rusty Adkins, 2b	.597
1968	Randy Bray, ss	.466
1969	Craig White, of	.577
1970	Craig White, of	.538
1971	Craig White, of	.574
1972	Richard Haynes, 2b	.505
1973	Craig White, of	.641
1974	Steve Tucker, of	.541
1975	Denny Walling, of	.807
1976	Dave Caldwell, of	.607
1977	Bill Foley, c	.611
1978	Tony Masone, of	.597
1979	Tim Teufel, 2b	.650
1980	Tim Teufel, 2b	.690
1981	Craig Roberson, 3b	.581



Doug Kingsmore led Clemson in both total bases (66) and runs (25) on his way to earning First-Team All-ACC honors in 1954.

1982	Dave Lemaster, c/of	.582
1983	Jim McCollom, c	.611
1984	Jim McCollom, dh	.596
1985	Jim McCollom, 1b	.749
1986	Chuck Baldwin, 1b	.623
1987	Chuck Baldwin, 1b	.565
1988	Mike Couture, of	.647
1989	Jim Crowley, 3b	.509
1990	Eric Macrina, dh	.693
1991	Billy McMillon, of	.708
1992	Billy McMillon, 1b	.602
1993	Keith Williams, of	.690
1994	Shane Monahan, of	.639
1995	Shane Monahan, of	.637
1996	Jason Embler, 1b	.563
1997	Matthew LeCroy, c	.722
1998	Matt Padgett, of	.624
1999	Patrick Boyd, of	.695
2000	Khalil Greene, 3b	.532
2001	Jeff Baker, 3b	.738
2002	Khalil Greene, ss	*.877
2003	Michael Johnson, 1b	.576
2004	Brad McCann, 3b	.648
2005	Kris Harvey, dh	.687
2006	Andy D'Alessio, 1b	.648
2007	Andy D'Alessio, 1b	.634
2008	Ben Paulsen, 1b	.571
2009	Ben Paulsen, 1b	.618

Total Bases

Year	Player, Pos.	TB
1939	Ed Irick, 3b	37
1940	Dude Buchanan, 1b	38
1941	Dude Buchanan, 1b	55
1942	Don Belk, of	38
1943	Homer Coker, of	39
	Hank Sullivan, c	39
1944	No Team	
1945	Bull Cagle, of	21
1946	Dewey Quinn, 3b	50
1947	Dewey Quinn, of	58
1948	Gene Moore, c	48
1949	Frank Gillespie, 3b	66
1950	Doug Angley, of	77
1951	Ray Mathews, of	52
1952	Fred Knoebel, of	59
1953	Wyman Morris, 3b	46
1954	Doug Kingsmore, of	66
1955	Bill Barnett, of	36
1956	Bill Barnett, of	44
1957	Don Shealy, of/p	27
	Bud Spiers, ss	27
1958	Bud Spiers, ss	65
1959	Ty Cline, of/p	60
1960	Dave Lynn, c	63
1961	Dave Lynn, c	46
1962	Johnny Jones, of	60

1963	Johnny Jones, of	57
1964	Ben Marsella, 2b	62
1965	Rusty Adkins, of	83
1966	Rusty Adkins, 2b	67
	George Sutton, of	67
1967	Rusty Adkins, 2b	89
1968	Randy Bray, ss	68
1969	Don Russell, 3b	90
	Craig White, of	90
1970	Craig White, of	77
1971	Craig White, of	74
1972	Richard Haynes, 2b	55
1973	Craig White, of	84
1974	Smiley Sanders, of	78
1975	Denny Walling, of	113
1976	Dave Caldwell, of	119
1977	Bill Foley, c	124
1978	Tony Masone, of	111
1979	Tony Masone, of	129
1980	Billy Weems, of	117
1981	Craig Roberson, 3b	126
1982	Mark Davidson, of	119
1983	Bob Paulling, 1b	121
1984	Jim McCollom, dh	121
1985	Jim McCollom, 1b	*188
1986	Chuck Baldwin, 1b	180
1987	Steve Baucom, 3b	143
1988	Jerry Brooks, 3b	179
1989	Henry Threadgill, 2b	135
1990	Brian Kowitz, of	145
1991	Eric Macrina, dh	*179
1992	Kevin Northrup, of	149
1993	Keith Williams, of	176
1994	Shane Monahan, of	211
1995	Shane Monahan, of	*174
1996	Matthew LeCroy, c	137
1997	Gary Burnham, of	176
1998	Matt Padgett, of	146
1999	Patrick Boyd, of	171
2000	Khalil Greene, 3b	143
2001	Jeff Baker, 3b	172
2002	Khalil Greene, ss	*A250
2003	Brad McCann, 3b	137
2004	Brad McCann, 3b	164
2005	Kris Harvey, dh	171
2006	Tyler Colvin, of	171
2007	Doug Hogan, c	142
2008	Ben Paulsen, 1b	129
2009	Ben Paulsen, 1b	160

Runs

Year	Player, Pos.	R
1939	Teddy Boselli, ss	15
1940	Dude Buchanan, 1b	21
1941	Dude Buchanan, 1b	27
1942	Don Belk, of	16
	Bob Berry, ss	16

1943	Homer Coker, of	25
1944	No Team	
1945	H.H. Tyler, 2b	16
1946	June Pruitt, 1b	20
1947	Lynwood McMakin, 2b	39
1948	Ray Mathews, of	23
1949	Ken Culberson, ss	33
1950	Fred Knoebel, of	45
1951	Roby Crouch, 1b	29
1952	Roy Coker, 2b	26
1953	Roy Coker, 2b	17
1954	Doug Kingsmore, of	*25
1955	Lonnie Shealy, 2b	13
1956	Bill Barnett, of	16
	Don Shealy, of/p	16
1957	Doug Hoffman, of	11
1958	Larry Bagwell, 3b	*34
1959	Ty Cline, of/p	*34
1960	Ty Cline, of	26
1961	Elmo Lam, ss	27
1962	Johnny Jones, of	28
1963	Johnny Jones, of	22
	Nicky Lomax, of	22
1964	Buddy Nixon, 1b	23
1965	Rusty Adkins, of	*30
	Jack McCall, ss	*30

1966	Rusty Adkins, 2b	*39
1967	Rusty Adkins, 2b	*40
1968	Don Russell, 3b	26
1969	Don Russell, 3b	*43
1970	Don Russell, 3b	33
1971	Johnny Severs, of	*37
1972	Kenny Bagwell, 2b	24
1973	Richard Haynes, 2b	*29
	Craig White, of	*29
1974	Smiley Sanders, of	*41
1975	Kurt Seibert, ss	*48
1976	Kurt Seibert, ss	*43
1977	Neil Simons, of	50
1978	Steve Nilsson, 1b	*49
1979	Dave Buffamoyer, c	*66
1980	Billy Weems, of	58
1981	Mike Mahoney, of	54
1982	Mark Davidson, of	*58
1983	Jim McCollom, c	50
1984	Brooks Shumake, of	60
1985	Bert Heffernan, c	60
1986	Bill Spiers, ss	*73
1987	Bert Heffernan, c	68
1988	Bert Heffernan, c	*93
1989	Brian Kowitz, of	61
1990	Brian Kowitz, of	*87
1991	Jim Crowley, 2b	79
1992	Kevin Northrup, of	67
1993	Billy McMillon, of	64
1994	Shane Monahan, of	*A97
1995	Shane Monahan, of	*82
1996	Gary Burnham, of	62
	Doug Livingston, 2b	62
1997	Gary Burnham, of	83
1998	Patrick Boyd, of	66
1999	Henri Stanley, of	85
2000	Casey Stone, of	65
2001	Jeff Baker, 3b	66
2002	Khalil Greene, ss	*A93
2003	Michael Johnson, 1b	54
	Russell Triplett, ss	54
2004	Brad McCann, 3b	64
2005	Taylor Harbin, 2b	64
2006	Brad Chalk, of	67
2007	Marquez Smith, 3b	54
2008	Mike Freeman, inf	46
	Ben Paulsen, 1b	46
2009	Mike Freeman, 2b	60
	Jeff Schaus, of	60

Stolen Bases


Year	Player, Pos.	SB
1939	Teddy Boselli, ss	4
1940	Ace Parker, c	4
1941	Joe Blalock, of	7
1942	Joe Blalock, of	10

1943	Homer Coker, c	8
	Hank Sullivan, c	8
1944	No Team	
1945	H.H. Tyler, 2b	6
1946	J.M. Looper, of	4
	Sanford Quinn, of	4
1947	Lynwood McMakin, 2b	6
	Dan Stroud, of	6
1948	J.R. Brown, of	10
	Ray Mathews, of	10
1949	Frank Gillespie, 3b	5
1950	Fred Knoebel, of	26
1951	Roby Crouch, 1b	14
1952	Billy O'Dell, p	3
1953	Bill Barnett, of	6
1954	Wyman Morris, 3b	10
1955	Bill Barnett, of	2
	Charlie Blackston, ss	2
	Jim Coleman, of	2
1956	Bill Barnett, of	4
1957	Doug Hoffman, of	2
	Don Shealy, of/p	2
1958	Larry Bagwell, 3b	4
	Doug Hoffman, of	4
1959	Doug Hoffman, of	11
1960	Ty Cline, of	12
1961	Harry Pavilack, 3b	3
1962	Dave Ellisor, 3b	9
1963	Dave Ellisor, 3b	9
1964	Jack McCall, ss	3
1965	Rusty Adkins, of	12
1966	Rusty Adkins, 2b	9
1967	Rusty Adkins, 2b	*17
1968	Keith Waters, of	12
1969	Johnny Severs, of	10
1970	Don Russell, 3b	9
	Johnny Severs, of	9
1971	Johnny Severs, of	17
1972	Charlie Ing, of	7
1973	John Adeimy, ss	3
	Richard Haynes, 2b	3
	Craig White, of	3
1974	Lin Hamilton, c	4
	Charlie Ing, of	4
	Mike Mahoney, of	4
	Kurt Seibert, ss	4
1975	Billy Wingo, 2b	*22
1976	Kurt Seibert, ss	*13
1977	Steve Nilsson, 1b	*15
1978	Billy Weems, of	*26
1979	Dave Buffamoyer, c	21
1980	Billy Weems, of	*30
1981	Mike Mahoney, of	12
1982	Brooks Shumake, of/3b	21
1983	Brooks Shumake, ss	30
1984	Brooks Shumake, of	20

1985	Ray Williams, of	16
1986	Bill Spiers, ss	35
1987	Ray Williams, of	24
1988	Randy Mazey, of	34
1989	Henry Threadgill, 2b	*47
	Brian Kowitz, of	*34
1991	Kevin Northrup, of	21
1992	Kevin Northrup, of	*47
	Shane Monahan, 1b	17
1994	Mike Hampton, 3b	*39
1995	David Miller, 1b	27
1996	Doug Livingston, 2b	24
1997	Brian Holstad, 2b	11
1998	Brian Holstad, 3b	15
	Doug Roper, ss	15
1999	Henri Stanley, of	27
2000	Casey Stone, of	25
2001	Casey Stone, of	25
2002	Jeff Baker, 3b	17
	Khalil Greene, ss	17
2003	Garrick Evans, of	8
2004	Tony Sipp, of	20
2005	Tyler Colvin, of	12
2006	Tyler Colvin, of	23
2007	Taylor Harbin, ss	14
2008	Stan Widmann, ss	14
2009	Brad Miller, ss	16

Walks

Year	Player, Pos.	BB
1942	Winston Holliday, p	12
1943	Unavailable	
1944	No Team	
1945	H.H. Tyler, 2b	14
1946	June Pruitt, 1b	27
1947	Lynwood McMakin, 2b	30
1948	Leo Fisher, 2b	14
1949	Unavailable	
1950	Unavailable	
1951	Roby Crouch, 1b	20
1952	Joe Murray, 1b	17
1953	Doug Kingsmore, of	10
1954	Dick Swetenburg, 1b	22
1955	Jim O'Quinn, c	9
1956	Unavailable	
1957	Doug Hoffman, of	17
1958	Bailey Hendley, of/p	24
1959	Doug Hoffman, of	33
1960	Bailey Hendley, of/p	18
1961	Dave Lynn, c	22
1962	Johnny Jones, of	21
1963	Johnny Jones, of	19
1964	Jack McCall, ss	20
1965	George Sutton, of	22
1966	Jack McCall, ss	27
1967	Rusty Adkins, 2b	27



Casey Stone led the Tigers with 25 steals in both 2000 and 2001.

1968	Don Russell, 3b	30
1969	Don Russell, 3b	42
1970	Don Russell, 3b	35
1971	Johnny Severs, of	44
1972	Dave Van Volkenburg, 1b/p	27
1973	Smiley Sanders, of	23
1974	Lin Hamilton, c	32
1975	Kurt Seibert, ss	39
1976	Kurt Seibert, ss	50
1977	Steve Nilsson, 1b	45
1978	Steve Nilsson, 1b	47
1979	Neil Simons, of	49
1980	Neil Simons, of	51
1981	Glenn Gallagher, of	34
1982	Craig Roberson, 3b	48
1983	Frank Russ, 2b	36
1984	Brooks Shumake, of	42
1985	Bert Heffernan, c	45
1986	Bert Heffernan, c	55
1987	Bert Heffernan, c	45
1988	Bert Heffernan, c	*62
1989	Mike Couture, c	55
1990	Brian Kowitz, of	44
1991	Todd Stefan, ss	45
1992	Kevin Northrup, of	51
1993	Billy McMillon, of	47
1994	Mike Hampton, 3b	47
1995	Gary Burnham, of	46
1996	Gary Burnham, of	61
1997	Matthew LeCroy, c	53
1998	Patrick Boyd, of	44
1999	Jason Harris, 1b	64
	Henri Stanley, of	64
2000	Patrick Boyd, of	44
2001	Michael Johnson, 1b	43
2002	Michael Johnson, 1b	50
2003	Michael Johnson, 1b	*63
2004	Brad McCann, 3b	36
2005	Brad Chalk, of	34
2006	Brad Chalk, of	41
2007	Andy D'Alessio, 1b	33
2008	Jeff Schaus, of	33
2009	Brad Miller, ss	53

Pitching

Appearances

Year	Player (Throws)	App.
1952	Billy O'Dell (L)	10
1953	Billy O'Dell (L)	11
1954	Billy O'Dell (L)	14
1955	Leonard Humphries (R)	7
1956	Leonard Humphries (R)	9
1957	Harold Stowe (L)	9
1958	Harold Stowe (L)	*^21
1959	Harold Stowe (L)	19
1960	Jimmy Roller (R)	14
1961	Gene Harbeson (R)	12
1962	Tommy Lyon (L)	13
1963	Tommy Lyon (L)	14
1964	Tommy Chapman (L)	12
1965	Charlie Watson (R)	14
1966	Charlie Watson (R)	15
1967	Pete Myers (R)	16
1968	Tom Hudgins (R)	13
1969	Jay Bevis (R)	16
1970	Jay Bevis (R)	20
1971	Jay Bevis (R)	16
	Rusty Gerhardt (L)	16
1972	Jay Bevis (R)	17
1973	Jimmy Baker (R)	18
1974	Larry Meekins (R)	18
1975	Larry Meekins (R)	14
	Chuck Porter (R)	14
1976	Chuck Porter (R)	15
	Randy Quintrell (L)	15
1977	Ron Musselman (R)	17
1978	Dave Woessner (R)	20
1979	Mike Sullivan (R)	17
1980	Billy Trapp (R)	28
1981	Jimmy Key (L)	18

1982	Lee Wiles (R)	22
1983	Lynn Martin (R)	24
1984	John Pawlowski (R)	22
1985	John Burnett (L)	*22
1986	Mike Huggins (R)	22
1987	Phillip Lowery (R)	23
1988	Brian Barnes (L)	22
	Mike Milchin (L)	22
	Jerome Santivasci (R)	22
1989	Jerome Santivasci (R)	27
1990	Ron Frazier (R)	24
1991	Eric Bradford (R)	25
1992	Aaron Jersild (L)	32
1993	Andy Taulbee (R)	30
1994	Scott Winchester (R)	28
1995	Scott Winchester (R)	33
1996	David Shepard (R)	27
1997	Matt Additon (R)	24
	Scott Clackum (R)	24
1998	Scott Clackum (R)	23
1999	Matt Additon (R)	26
2000	Nick Glaser (R)	33
2001	Josh Cram (R)	28
2002	Tyler Lumsden (L)	27
2003	Robert Rohrbaugh (L)	26
2004	Patrick Hogan (R)	24
2005	Jeff Hahn (R)	25
2006	Daniel Moskos (L)	33
2007	Stephen Clyne (R)	31
2008	Matt Vaughn (R)	30
2009	Ryan Hinson (L)	28

Starts

Year	Player (Throws)	Starts
1952	Billy O'Dell (L)	7
1953	Billy O'Dell (L)	8
1954	Billy O'Dell (L)	11
1955	Leonard Humphries (R)	6
1956	Leonard Humphries (R)	7
1957	Harold Stowe (L)	7
1958	Harold Stowe (L)	15
1959	Harold Stowe (L)	9
1960	Dave Sprouse (R)	7
1961	Damon Vincent (R)	10
1962	Tommy Lyon (L)	9
	Dave Olson (R)	9
1963	Damon Vincent (R)	6
1964	Tommy Chapman (L)	11
1965	Tommy Chapman (L)	11
1966	Bill Parmer (R)	9
1967	Bill Parmer (R)	10
1968	Tom Hudgins (R)	10
1969	Rusty Gerhardt (L)	15
1970	Rusty Gerhardt (L)	14
1971	Rusty Gerhardt (L)	14
1972	Rusty Gerhardt (L)	12
1973	Steve Cline (R)	9


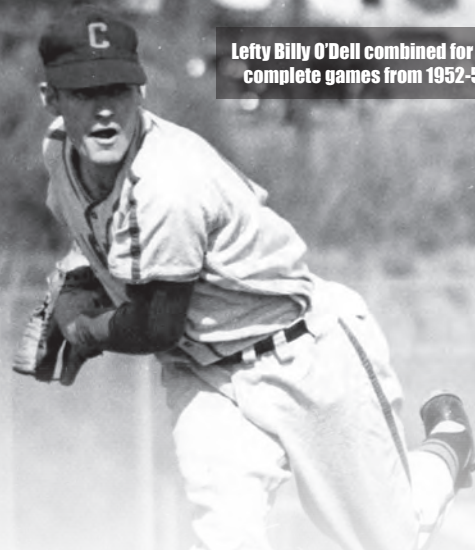
1974	Steve Cline (R)	13
1975	Chuck Porter (R)	13
1976	Ron Musselman (R)	14
	Chuck Porter (R)	14
1977	Ron Musselman (R)	15
1978	Mike Sullivan (R)	13
1979	Brian Snyder (L)	14
1980	Mike Brown (R)	15
	Jimmy Key (L)	15
1981	Jimmy Key (L)	15
1982	Jimmy Key (L)	16
1983	Scott Parrish (R)	12
1984	George Stone (R)	11
1985	John Pawlowski (R)	17
	George Stone (R)	17
1986	Bill Steele (R)	16
1987	Brian Barnes (L)	17
1988	Brian Barnes (L)	*19
1989	Brian Barnes (L)	19
1990	Tim Parker (R)	17
1991	Jason Angel (R)	16
1992	Jason Angel (R)	17
1993	Chad Phillips (L)	15
	Jeff Sauve (R)	15
1994	Andy Taulbee (R)	18
1995	Jason Dawsey (L)	19
1996	Kris Benson (R)	19
1997	Ryan Mottl (R)	16
1998	Ryan Mottl (R)	16
1999	Ryan Mottl (R)	17
2000	Ryan Mottl (R)	19
2001	Steve Reba (R)	17
2002	Steve Reba (R)	19
2003	Tyler Lumsden (L)	16
2004	Kris Harvey (R)	14
	Tyler Lumsden (L)	14
2005	Robert Rohrbaugh (L)	16
2006	Jason Berken (R)	18
	Stephen Faris (R)	18
2007	David Kopp (R)	*18
2008	D.J. Mitchell (R)	14
	Graham Stoneburner (R)	14
2009	Chris Dwyer (L)	*17

Relief Appearances

Year	Player (Throws)	RA
1952	Gerald Dempsey (R)	3
	Charlie Hall (R)	3
	Robby Saylor (L)	3
1953	Bubba Free (R)	4
1954	Mickey Cone (L)	3
	Billy O'Dell (L)	3
1955	Bill Toth (R)	5
1956	Bill Toth (R)	7
1957	Frank Erod (L)	4
1958	Ed Lakey (R)	8
1959	Harold Stowe (L)	10

1960	Jimmy Roller (R)	9
1961	Jimmy Roller (R)	8
1962	Bill Burnette (R)	9
1963	Tommy Lyon (L)	10
1964	Bob Lowell (R)	9
1965	Charlie Watson (R)	11
1966	Bill James (R)	9
1967	Pete Myers (R)	11
1968	Alan Demarest (R)	9
1969	Jay Bevis (R)	15
1970	Jay Bevis (R)	20
1971	Jay Bevis (R)	16
1972	Jay Bevis (R)	16
1973	Jimmy Baker (R)	17
1974	Larry Meekins (R)	18
1975	Tommy Qualters (R)	13
1976	Houston Matthews (R)	9
1977	Dave Woessner (R)	14
1978	Dave Woessner (R)	19
1979	Billy Trapp (R)	12
	Dave Woessner (R)	12
1980	Billy Trapp (R)	28
1981	Glenn Martin (R)	15
1982	Lee Wiles (R)	22
1983	Lynn Martin (R)	24
1984	John Pawlowski (R)	18
1985	John Burnett (L)	*22
1986	Mike Huggins (R)	22
1987	Phillip Lowery (R)	21
1988	Mike Milchin (L)	22
	Jerome Santivasci (R)	22
1989	Jerome Santivasci (R)	27
1990	Eric Bradford (R)	17

Lefty Billy O'Dell combined for 19 complete games from 1952-54.



Jimmy Key led or tied for the team lead in starts in all three of his seasons at Clemson (1980-82).

Complete Games

Year	Player (Throws)	CG
1952	Billy O'Dell (L)	4
1953	Billy O'Dell (L)	6
1954	Billy O'Dell (L)	9
1955	George Compton (R)	3
1956	Johnny Drake (R)	3
1957	Harold Stowe (L)	4
1958	Harold Stowe (L)	8
1959	Harold Stowe (L)	4
1960	Bailey Hendley (R)	2
	Jimmy Roller (R)	2
1961	Gene Harbeson (R)	4
	Damon Vincent (R)	4
1962	Tommy Lyon (L)	5
1963	Greg Casey (R)	2
	Tommy Chapman (L)	2
1964	Tommy Chapman (L)	6
1965	Tommy Chapman (L)	5
1966	Charlie Watson (R)	3
1967	Laval Johnson (L)	2
	Pete Myers (R)	2
	Bill Parmer (R)	2
	Charlie Watson (R)	2
1968	Bill James (R)	4
1969	Dave Van Volkenburg (L)	7
1970	Rusty Gerhardt (L)	*8
1971	Rusty Gerhardt (L)	*6
1972	Rusty Gerhardt (L)	6
1973	Steve Cline (R)	3
	Lindsay Graham (R)	3
1974	Steve Cline (R)	*7
1975	Randy Quintrell (L)	5
1976	Chuck Porter (R)	*11
1977	Ron Musselman (R)	*8
1978	Mike Brown (R)	6
1979	Mike Sullivan (R)	5

1980	Mike Brown (R)	5
1981	Jeff Gilbert (R)	7
1982	Jimmy Key (L)	*7
1983	Jeff Gilbert (R)	2
1984	Scott Parrish (R)	5
1985	George Stone (R)	8
1986	Bill Steele (R)	2
1987	Brian Barnes (L)	5
	Alan Botkin (L)	5
1988	Brian Barnes (L)	6
1989	Brian Barnes (L)	*9
1990	Tim Parker (R)	5
1991	Jason Angel (R)	3
1992	Scott Miller (R)	2
1993	Jason Dawsey (L)	2
1994	Kris Benson (R)	1
	Jason Dawsey (L)	1
	Billy Koch (R)	1
1995	Jason Dawsey (L)	4
1996	Kris Benson (R)	7
1997	Ryan Mottl (R)	2
	Matt White (L)	2
1998	Ryan Mottl (R)	1
	Matt White (L)	1
1999	Ryan Mottl (R)	1
2000	Ryan Mottl (R)	2
2001	Steve Reba (R)	2
2002	Steve Reba (R)	1
2003	Tyler Lumsden (L)	1
2004	Robert Rohrbaugh (L)	1
2005	Josh Cribb (R)	*3
	Stephen Faris (R)	*3
2006	Josh Cribb (R)	1
	Stephen Faris (R)	1
2007	David Kopp (R)	1
2008	D.J. Mitchell (R)	1
	Graham Stoneburner (R)	1
2009	Chris Dwyer (L)	1

Shutouts

Year	Player (Throws)	SHO
1947	Joe Hazle (R)	1
1948	Nig Griffith (R)	1
1949	Bob Gaddis (R)	1
1950	Bill Ford (R)	1
	Bob Hughes (L)	1
1951	No Individual Shutouts	
1952	No Individual Shutouts	
1953	Billy O'Dell (L)	2
1954	Billy O'Dell (L)	3
1955	No Individual Shutouts	
1956	No Individual Shutouts	
1957	Don Shealy (R)	1
1958	No Individual Shutouts	
1959	Bailey Hendley (R)	1
	Harold Stowe (L)	1
1960	Jimmy Roller (R)	1
1961	No Individual Shutouts	
1962	Damon Vincent (R)	1
1963	No Individual Shutouts	
1964	Greg Casey (R)	1
1965	Tommy Chapman (L)	2
1966	Charles Watson (R)	1
1967	Laval Johnson (L)	1
	Pete Myers (R)	1
	Bill Parmer (R)	1
1968	John Curtis (L)	1
	Alan Demarest (R)	1
	Nelson Gibson (R)	1
	Tom Hudgins (R)	1
	Bill James (R)	1
1969	Rusty Gerhardt (L)	1
	Tom Hudgins (R)	1
1970	Rusty Gerhardt (L)	1
	Dave Van Volkenburg (L)	1
1971	Dave Van Volkenburg (L)	2
1972	Lindsay Graham (R)	*3
1973	Lindsay Graham (R)	2
1974	Ty Cline (L)	2
1975	Randy Quintrell (L)	2
1976	Ron Musselman (R)	*4
1977	Tommy Qualters (R)	*3

1978	Mike Brown (R)	*2
	Mike Sullivan (R)	*2
1979	Mike Sullivan (R)	*2
1980	Mike Brown (R)	*2
	Bill Duke (R)	*2
1981	Jeff Gilbert (R)	1
	Jimmy Key (L)	1
	Scott Parrish (R)	1
1982	Jeff Gilbert (R)	2
1983	Scott Parrish (R)	*1
1984	Scott Parrish (R)	*2
1985	John Pawlowski (R)	2
1986	No Individual Shutouts	
1987	Alan Botkin (L)	2
	Oliver Whitaker (L)	2
1988	Alan Botkin (L)	1
	David Tripp (R)	1
1989	Brian Barnes (L)	1
	Ron Frazier (R)	1
1990	Tim Parker (R)	3
1991	Jason Angel (R)	*2
	Scott Miller (R)	*2
1992	No Individual Shutouts	
1993	No Individual Shutouts	
1994	No Individual Shutouts	
1995	Jason Dawsey (L)	2
1996	Kris Benson (R)	*4
1997	No Individual Shutouts	
1998	No Individual Shutouts	
1999	No Individual Shutouts	
2000	Ryan Mottl (R)	1
2001	Steve Reba (R)	1
2002	No Individual Shutouts	
2003	Tyler Lumsden (L)	1
2004	No Individual Shutouts	
2005	Josh Cribb (R)	*2
2006	No Individual Shutouts	
2007	No Individual Shutouts	
2008	Graham Stoneburner (R)	*1
2009	No Individual Shutouts	

Wins

Year	Player (Throws)	W
1952	Billy O'Dell (L)	5
1953	Billy O'Dell (L)	6
1954	Billy O'Dell (L)	*8
1955	Leonard Humphries (R)	3
1956	Johnny Drake (R)	4
1957	Harold Stowe (L)	3




Stephen Faris (left) and Josh Cribb (right) tied for the team lead with nine wins apiece in leading Clemson to the 2006 College World Series.



1958	Harold Stowe (L)	*^14
1959	Harold Stowe (L)	7
1960	Jimmy Roller (R)	5
1961	Damon Vincent (R)	5
1962	Tommy Lyon (L)	*7
1963	Greg Casey (R)	4
1964	Tommy Chapman (L)	6
1965	Bill Parmer (R)	5
	Charlie Watson (R)	5
1966	Charlie Watson (R)	6
1967	Bill Parmer (R)	*9
1968	Nelson Gibson (R)	7
1969	Dave Van Volkenburg (L)	9
1970	Rusty Gerhardt (L)	*9
1971	Rusty Gerhardt (L)	*11
1972	Rusty Gerhardt (L)	7
1973	Steve Cline (R)	*7
1974	Steve Cline (R)	*9
1975	Chuck Porter (R)	*8
1976	Chuck Porter (R)	*12
1977	Ron Musselman (R)	*12
1978	Mike Brown (R)	9

1979	Mike Sullivan (R)	*10
1980	Mike Brown (R)	9
1981	Jeff Gilbert (R)	8
	Scott Parrish (R)	8
1982	Jeff Gilbert (R)	*9
	Jimmy Key (L)	*9
1983	Scott Parrish (R)	6
	Tim Rice (L)	6
1984	Scott Parrish (R)	7
	John Pawlowski (R)	7
	George Stone (R)	7
1985	John Pawlowski (R)	9
	George Stone (R)	9
1986	Bill Steele (R)	9
1987	Brian Barnes (L)	*12
1988	Brian Barnes (L)	*13
1989	Brian Barnes (L)	*16
1990	Dave Tripp (R)	8
1991	Jason Angel (R)	*14
1992	Scott Miller (R)	11
1993	Chad Phillips (L)	12
1994	Andy Taulbee (R)	12
1995	Jason Dawsey (L)	11
1996	Kris Benson (R)	14
1997	Ryan Mottl (R)	10
1998	Ryan Mottl (R)	9
1999	Matt Additon (R)	6
	Thomas Boozer (L)	6
	Chris Heck (L)	6
	Mike Paradis (R)	6
2000	Ryan Mottl (R)	10
2001	Steve Reba (R)	12
2002	Matt Henrie (R)	13
	Steve Reba (R)	13
2003	Tyler Lumsden (L)	8
2004	Kris Harvey (R)	6
2005	Josh Cribb (R)	8
	Robert Rohrbaugh (L)	8
2006	Jason Berken (R)	9
	Josh Cribb (R)	9
	Stephen Faris (R)	9
2007	Alan Farina (R)	6
	Ryan Hinson (L)	6
	David Kopp (R)	6
2008	D.J. Mitchell (R)	6
	Graham Stoneburner (R)	6
2009	Casey Harman (L)	7
	Graham Stoneburner (R)	7

1956	Johnny Drake (R)	45.2
1957	Harold Stowe (L)	55.1
1958	Harold Stowe (L)	*^126.2
1959	Harold Stowe (L)	97.1
1960	Jimmy Roller (R)	71.2
1961	Damon Vincent (R)	61.1
1962	Tommy Lyon (L)	82.0
1963	Damon Vincent (R)	44.1
1964	Tommy Chapman (L)	89.1
1965	Tommy Chapman (L)	85.0
1966	Charlie Watson (R)	65.2
1967	Bill Parmer (R)	71.0
1968	Nelson Gibson (R)	62.0
1969	Dave Van Volkenburg (L)	92.1
1970	Rusty Gerhardt (L)	*100.1
1971	Rusty Gerhardt (L)	*108.0
1972	Rusty Gerhardt (L)	*85.0
1973	Lindsay Graham (R)	60.2
1974	Steve Cline (R)	*102.2
1975	Chuck Porter (R)	*81.1
1976	Chuck Porter (R)	*119.0
1977	Ron Musselman (R)	*117.1
1978	Mike Brown (R)	83.1
1979	Mike Sullivan (R)	*91.0
1980	Jimmy Key (L)	*111.1
1981	Jeff Gilbert (R)	102.1
1982	Jimmy Key (L)	*116.0
1983	Scott Parrish (R)	62.2
1984	George Stone (R)	80.2
1985	George Stone (R)	127.1
1986	Bill Steele (R)	109.1
1987	Brian Barnes (L)	120.2
1988	Brian Barnes (L)	*137.2
1989	Brian Barnes (L)	*146.0
1990	Tim Parker (R)	97.0
1991	Jason Angel (R)	108.0
1992	Jason Angel (R)	105.1
1993	Andy Taulbee (R)	97.1
1994	Andy Taulbee (R)	114.2
1995	Jason Dawsey (L)	129.1
1996	Kris Benson (R)	*156.0
1997	Ryan Mottl (R)	106.2
1998	Ryan Mottl (R)	101.0
1999	Ryan Mottl (R)	99.2
2000	Ryan Mottl (R)	107.0
2001	Steve Reba (R)	108.0
2002	Matt Henrie (R)	112.2
	Steve Reba (R)	112.2
2003	Tyler Lumsden (L)	86.0
2004	Tyler Lumsden (L)	81.1
2005	Josh Cribb (R)	109.1
2006	Stephen Faris (R)	103.0
2007	David Kopp (R)	99.2
2008	D.J. Mitchell (R)	98.2
2009	Casey Harman (L)	86.2



Ryan Mottl is the only Tiger in history to lead the team in innings pitched for four consecutive seasons (1997-00).

Innings Pitched

Year	Player (Throws)	IP
1952	Billy O'Dell (L)	56.0
1953	Billy O'Dell (L)	72.1
1954	Billy O'Dell (L)	91.1
1955	Leonard Humphries (R)	42.0

ERA		
Year	Player (Throws)	ERA
1953	Billy O'Dell (L)	1.36
1954	Billy O'Dell (L)	0.79
1955	Unavailable	
1956	Johnny Drake (R)	2.56
1957	Harold Stowe (L)	3.58
1958	Harold Stowe (L)	2.34
1959	Harold Stowe (L)	1.57
1960	Jimmy Roller (R)	2.76
1961	Gene Harbeson (R)	3.31
1962	Tommy Lyon (L)	3.62
1963	Greg Casey (R)	2.66
1964	Bob Lowell (R)	2.41
1965	Tommy Chapman (L)	1.80
1966	Charlie Watson (R)	3.43
1967	Bill Parmer (R)	1.14
1968	John Curtis (L)	1.80
1969	Jay Bevis (R)	*1.59
1970	Jay Bevis (R)	1.12
1971	Rusty Gerhardt (L)	2.17
1972	Rusty Gerhardt (L)	2.22
1973	Steve Cline (R)	2.12
1974	Steve Cline (R)	1.84
1975	Randy Quintrell (L)	1.50
1976	Ron Musselman (R)	2.11
1977	Brian Snyder (L)	*1.19
1978	Tommy Qualters (L)	*0.79
1979	Mike Sullivan (R)	*1.98
1980	Bill Duke (R)	*2.24
1981	Jeff Gilbert (R)	3.25
1982	Jimmy Key (L)	2.79
1983	Jeff Gilbert (R)	2.25
1984	Scott Parrish (R)	2.20
1985	George Stone (R)	3.89
1986	Oliver Whitaker (L)	3.12
1987	Alan Botkin (L)	2.54
1988	Jerome Santivasci (R)	1.98
1989	Jerome Santivasci (R)	1.36
1990	Tim Parker (R)	2.97
1991	Jason Angel (R)	*2.33
1992	Mike Holtz (L)	1.26
1993	Scott Winchester (R)	2.61
1994	Mike Holtz (L)	1.66
1995	Scott Winchester (R)	0.59
1996	Kris Benson (R)	*2.02
1997	Ryan Mottl (R)	4.73
1998	Scott Clackum (R)	1.11
1999	Chris Heck (L)	2.23
2000	Nick Glaser (R)	2.45
2001	Steve Reba (R)	2.58
2002	Matt Henrie (R)	3.12
2003	Jason Berken (R)	3.19
2004	Jason Berken (R)	2.53
2005	Stephen Faris (R)	2.60
2006	Stephen Faris (R)	2.36
2007	Stephen Clyne (R)	2.58
2008	Matt Vaughn (R)	3.15
2009	Tomas Cruz (R)	3.33

Strikeouts

Year	Player (Throws)	K
1952	Billy O'Dell (L)	81
1953	Billy O'Dell (L)	108
1954	Billy O'Dell (L)	*111
1955	Leonard Humphries (R)	39
1956	Johnny Drake (R)	49
1957	Harold Stowe (L)	36
1958	Harold Stowe (L)	*126
1959	Harold Stowe (L)	*117
1960	Bailey Hendley (R)	39
1961	Damon Vincent (R)	62
1962	Tommy Lyon (L)	52
1963	Damon Vincent (R)	48
1964	Tommy Chapman (L)	*83
1965	Tommy Chapman (L)	100
1966	Charlie Watson (R)	72
1967	Charlie Watson (R)	71
1968	Bill James (R)	45
1969	Rusty Gerhardt (L)	*99
1970	Rusty Gerhardt (L)	*111
1971	Rusty Gerhardt (L)	*111

Saves

Year	Player (Throws)	Svs
1969	Jay Bevis (R)	6
1970	Jay Bevis (R)	5
1971	Jay Bevis (R)	4
1972	Jay Bevis (R)	5
1973	Jimmy Baker (R)	3

1972	Rusty Gerhardt (L)	61
1973	Steve Cline (R)	68
1974	Steve Cline (R)	*69
1975	Chuck Porter (R)	67
1976	Ron Musselman (R)	78
1977	Ron Musselman (R)	*107
1978	Mike Sullivan (R)	63
1979	Mike Sullivan (R)	79
1980	Mike Brown (R)	77
1981	Jeff Gilbert (R)	58
1982	Jimmy Key (L)	94
1983	Tim Rice (L)	42
1984	George Stone (R)	57
1985	George Stone (R)	93
1986	Brian Barnes (L)	53
1987	Brian Barnes (L)	*112
1988	Brian Barnes (L)	*140
1989	Brian Barnes (L)	*A208
1990	Tim Parker (R)	90
1991	Mike Kimbrell (R)	74
1992	Jason Angel (R)	76
1993	Andy Taulbee (R)	85
1994	Andy Taulbee (R)	103
1995	Jason Dawsey (L)	*133
1996	Kris Benson (R)	*204
1997	Ryan Mottl (R)	99
1998	Ryan Mottl (R)	96
1999	Mike Paradis (R)	87
2000	Ryan Mottl (R)	81
2001	Steve Reba (R)	103
2002	Steve Reba (R)	82
2003	Tyler Lumsden (L)	72
2004	Tyler Lumsden (L)	88
2005	Josh Cribb (R)	97
2006	Stephen Faris (R)	86
2007	Daniel Moskos (L)	78
2008	D.J. Mitchell (R)	106
2009	Chris Dwyer (L)	95

Jay Bevis led Clemson in ERA in 1969 and 1970.

Lindsay Graham (R)	3
1974 Larry Meekins (R)	3
1975 Tommy Qualters (R)	6
1976 Houston Matthews (R)	4
1977 Dave Woessner (R)	5
1978 Dave Woessner (R)	6
1979 Len Bradley (R)	5
1980 Len Bradley (R)	7
1981 Tim Rice (L)	2
Tim Rice (L)	2

Matt Vaughn led the team in both ERA (3.15) and saves (11) in 2008.


1982	Roger Hackett (L)	2
	David Hess (R)	2
	Lee Wiles (R)	2
1983	Lynn Martin (R)	4
1984	John Pawlowski (R)	4
1985	John Burnett (L)	*4
1986	Chuck Baldwin (R)	5
1987	Doug Marchal (R)	5
1988	Mike Milchin (L)	8
1989	Jerome Santivasci (R)	6
1990	Ron Frazier (R)	4
1991	Eric Bradford (R)	2
	Mike Holtz (L)	2
	Scott Miller (R)	2
	Chad Phillips (L)	2
1992	Aaron Jersild (L)	7
1993	Scott Winchester (R)	10
1994	Scott Winchester (R)	10
1995	Scott Winchester (R)	*14
1996	David Shepard (R)	5
1997	Matt Additon (R)	5
1998	Scott Clackum (R)	*9
1999	Chris Heck (L)	5
2000	Nick Glaser (R)	*15
2001	Josh Cram (R)	6
2002	Paul Harrelson (R)	8
2003	Paul Harrelson (R)	6
2004	Patrick Hogan (R)	*10
2005	Jeff Hahn (R)	3
2006	Daniel Moskos (L)	10
2007	Daniel Moskos (L)	6
2008	Matt Vaughn (R)	11
2009	Tomas Cruz (R)	4
	Matt Vaughn (R)	4

Batters Faced

Year	Player (Throws)	BF
1960	Jimmy Roller (R)	289
1961	Damon Vincent (R)	286
1962	Tommy Lyon (L)	346
1963	Tommy Lyon (L)	198
1964	Tommy Chapman (L)	394
1965	Tommy Chapman (L)	364
1966	Charlie Watson (R)	276
1967	Bill Parmer (R)	290
1968	Nelson Gibson (R)	257

1969	Dave Van Volkenburg (L)	407
1970	Rusty Gerhardt (L)	410
1971	Rusty Gerhardt (L)	424
1972	Lindsay Graham (R)	276
1973	Steve Cline (R)	257
1974	Steve Cline (R)	417
1975	Chuck Porter (R)	361
1976	Chuck Porter (R)	474
1977	Ron Musselman (R)	483
1978	Brian Snyder (L)	370
1979	Brian Snyder (L)	397
1980	Jimmy Key (L)	454
1981	Jeff Gilbert (R)	429
1982	Jimmy Key (L)	485
1983	Scott Parrish (R)	273
1984	George Stone (R)	327
1985	George Stone (R)	569
1986	Bill Steele (R)	481
1987	Brian Barnes (L)	523
1988	Brian Barnes (L)	598
1989	Brian Barnes (L)	*602
1990	Tim Parker (R)	417
1991	Jason Angel (R)	443
1992	Jason Angel (R)	454
1993	Andy Taulbee (R)	419
1994	Andy Taulbee (R)	489
1995	Jason Dawsey (L)	529
1996	Kris Benson (R)	*606
1997	Ryan Mottl (R)	479
1998	Ryan Mottl (R)	441
1999	Ryan Mottl (R)	480
2000	Ryan Mottl (R)	451
2001	Steve Reba (R)	434
2002	Steve Reba (R)	437
2003	Tyler Lumsden (L)	373
2004	Tyler Lumsden (L)	358
2005	Josh Cribb (R)	469
2006	Stephen Faris (R)	408
2007	David Kopp (R)	429
2008	D.J. Mitchell (R)	428
2009	Chris Dwyer (L)	375
	Casey Harman (L)	375


* - led the ACC; ^ - led the nation;
Note: **Bold** denotes a Clemson single-season record.



Individual Career Batting Stats (ACC Era)

Player	Year(s)	Avg	G-S	AB	R	H	2B	3B	HR	RBI	SB
Abbott, Gus	1956-58	.278	NA-NA	54	10	15	4	0	2	10	0-NA
Adams, Mark	1970-73	.229	29-NA	35	3	8	0	2	1	5	0-NA
Adeimy, John	1973	.298	37-NA	121	16	36	1	2	1	15	3-NA
Adkins, Rusty	1965-67	.379	97-NA	396	109	150	22	17	11	66	38-NA
Anderson, Alan	1969	1.000	3-NA	2	2	2	1	0	0	2	0-NA
Anderson, Jack	1969	.258	23-NA	66	14	17	0	1	1	6	4-NA
Anderson, Jim	1990-91	.254	101-NA	264	55	67	15	0	9	40	1-4
Andrade, Jr., Jorge	2005	.208	19-4	24	4	5	1	0	1	5	0-0
Antonokas, George	1969	.250	2-NA	4	0	1	0	0	0	0	0-NA
Allen, Robbie	1978-80	.267	143-NA	484	100	129	19	6	11	73	19-28
Armstrong, Terry	1971-74	.249	77-NA	185	23	46	7	0	0	23	2-NA
Ayers, Stan	1962-64	.293	62-NA	188	32	55	3	1	4	31	4-NA
Ayoub, Pete	1961-63	.318	70-NA	261	51	83	17	3	2	53	1-NA
Bach, Woody	1968	.167	20-NA	30	5	5	0	0	0	1	1-NA
Bagwell, Kenny	1970,72	.278	65-NA	237	40	66	14	0	0	22	3-NA
Bagwell, Larry	1957-59	.265	NA-NA	324	67	86	13	5	3	52	8-NA
Baker, Jeff	2000-02	.334	196-194	773	191	258	41	4	59	226	26-37
Baker, Jimmy	1970,72,73	.167	23-NA	18	1	3	0	0	0	1	0-NA
Baldwin, Chuck	1984-87	.333	228-NA	935	177	311	62	8	29	184	16-23
Ballentine, Tim	1975	.500	4-NA	4	1	2	1	0	0	0	0-NA
Barbary, Eddie	1965-67	.278	95-NA	334	55	93	11	3	4	38	5-NA
Barnes, Brian	1987	.000	20-NA	2	0	0	0	0	0	1	0-0
Barnett, Bill	1954-56	.287	NA-NA	230	47	66	9	6	6	35	13-NA
Barrett, Joe	1984	.286	10-NA	14	2	4	0	0	0	2	0-0
Baucum, Steve	1984-87	.331	206-NA	698	131	231	49	12	14	139	17-20
Beasley, David	1976	.000	10-NA	4	0	0	0	0	0	0	1-NA
Beasley, Rick	1971	.191	18-NA	47	3	9	0	0	0	3	1-NA
Belk, Greg	1972,74-76	.210	70-NA	205	37	43	7	1	5	24	9-NA
Bevis, Jay	1969-72	.280	83-NA	25	10	7	0	0	0	1	0-NA
Biegert, Mark	1984-87	.312	174-NA	372	95	116	21	5	5	71	15-15
Bigwood, Dave	1973	.000	14-NA	4	0	0	0	0	0	0	0-NA
Blackston, Charlie	1954,55	.214	24-NA	56	11	12	2	0	2	8	2-NA
Blakeney, Reid	1959,60	.208	22-NA	24	6	5	1	0	0	4	0-NA
Blanton, Bo	1982	.333	7-NA	9	2	3	0	0	0	4	0-0
Boettcher, Donny	1970	.143	6-NA	7	0	1	0	0	0	0	0-NA
Bohonak, Mike	1963,64	.312	36-NA	125	23	39	7	1	2	17	4-NA
Bonekat, Bill	1967-69	.150	20-NA	20	1	3	0	0	0	3	0-NA
Bonnette, Robert	1976-79	.305	211-NA	813	173	248	51	9	18	174	28-NA
Borgert, Derek	1996-99	.319	159-79	342	64	109	23	0	7	72	1-2
Boyd, Patrick	1998-01	.341	191-190	760	196	259	57	6	28	178	49-63
Boyd, Roger	1960	.158	18-NA	19	3	3	1	0	0	3	2-NA
Boyd, Wilson	2007-09	.308	173-153	608	116	187	34	7	16	120	12-20
Bradford, Jeff	1971-73	.161	26-NA	31	2	5	0	0	1	4	0-NA
Bradley, Jimmy	1967,68	.254	31-NA	59	9	15	1	0	0	7	1-NA
Bradshaw, Toby	1960	.304	22-NA	79	8	24	7	1	0	15	1-NA
Bray, Randy	1968-70	.302	128-NA	457	75	138	22	1	5	64	17-NA
Brier, Coe	1981,82	.252	80-NA	218	25	55	14	1	7	36	6-6
Brizek, Seth	1993-95	.260	180-165	654	113	170	31	1	19	99	16-26
Brooks, Jerry	1986-88	.349	177-NA	647	150	226	44	5	30	158	8-11
Broome, Nathan	1996,97	.308	91-52	198	39	61	7	2	3	33	7-7
Brown, Carol	1955-57	.181	NA-NA	105	16	19	1	2	0	5	0-NA
Brown, Joe	1954	.250	13-NA	28	4	7	0	0	1	5	2-NA
Brown, Mike	1979,80	.000	36-NA	1	1	0	0	0	0	0	0-0
Browning, Skip	1998	-----	13-11	0	0	0	0	0	0	0	0-0
Bryant, Russell	1970,71	.200	15-NA	15	1	3	1	0	0	0	0-NA
Bryant, Tim	1959,60	.257	36-NA	74	12	19	1	0	1	10	0-NA
Buffamoyer, Dave	1978,79	.317	85-NA	287	84	91	13	5	12	52	32-40
Bultmann, Kurt	1996-99	.321	249-241	953	233	306	82	4	43	214	13-20
Bunnell, David	2007	.234	29-14	47	7	11	3	0	0	6	0-0

Patrick Boyd was a career .341
hitter in 191 games from 1998-01.




Dave Caldwell batted .298 with 18
homers and 106 RBIs from 1975-77.

Player	Year(s)	Avg	G-S	AB	R	H	2B	3B	HR	RBI	SB
Burg, Alex	2006,07	.202	72-26	129	17	26	6	0	1	17	2-2
Burgess, J.D.	2007,08	.225	93-61	209	34	47	7	1	1	21	2-3
Burnette, Bill	1961,62	.222	13-NA	9	4	2	0	0	1	2	0-NA
Burnette, Zack	1958-60	.240	NA-NA	288	42	69	7	2	2	36	4-NA
Burnham, Gary	1994-97	.340	213-213	795	215	270	77	10	29	209	10-22
Caldwell, Dave	1975-77	.298	127-NA	483	103	144	30	12	18	106	10-NA
Calitri, Mike	1998-00	.291	92-45	189	45	55	14	2	8	51	1-2
Cantrell, Jim	1955	.000	5-NA	5	1	0	0	0	0	0	0-NA
Carraway, Doug	1965,66	.308	8-NA	13	2	4	1	0	0	0	0-NA
Carter, Chris	1992,93	.294	44-13	51	14	15	2	0	2	8	2-2
Casanova, Adrian	2005,06	.244	135-131	373	56	91	15	2	9	61	1-2
Casey, Greg	1963,64	.194	22-NA	36	3	7	1	0	0	3	0-NA
Castelli, Bill	1979,80	.282	70-NA	163	26	46	12	3	3	34	6-6
Chalk, Brad	2005-07	.356	177-167	599	139	213	26	6	0	49	32-40
Chapman, Tommy	1963-65	.275	44-NA	91	11	25	6	1	0	7	0-NA
Charpia, Bo	1999	-----	1-0	0	0	0	0	0	0	0	0-0
Charpia, Rusty	1986,88,89	.288	172-NA	548	122	158	28	6	7	81	25-32
Chastain, Billy	1988	.171	29-NA	41	7	7	1	0	2	8	0-0
Cline, Steve	1973	.222	10-NA	18	3	4	0	1	0	3	0-NA
Cline, Ty	1959,60	.335	53-NA	224	60	75	12	8	1	36	22-NA
Coder, Chad	2001,02	.280	96-65	275	61	77	20	2	6	36	21-24
Cohen, Earl	1966,67	.375	15-NA	8	1	3	1	0	0	2	0-NA
Coker, Butch	1957-59	.261	NA-NA	261	29	68	4	5	2	44	1-NA
Coker, Roy	1954	.314	23-NA	105	17	33	5	4	0	13	1-NA
Coleman, Jim	1955	.423	11-NA	26	7	11	1	0	1	4	2-NA
Colvin, Tyler	2004-06	.315	186-165	667	136	210	54	7	20	142	39-47
Compton, George	1955,56	.179	NA-NA	28	2	5	0	0	0	0	0-NA
Corbin, Ted	1992	.372	54-54	199	51	74	14	2	0	20	10-13
Cordileone, Lou	1959	.250	16-NA	48	10	12	1	0	2	10	3-NA
Cositore, Vince	1972	.000	1-NA	1	0	0	0	0	0	0	0-NA
Couture, Mike	1987-90	.299	202-NA	616	159	184	36	7	32	151	85-107
Cowart, Lawton	1964-66	.287	75-NA	254	56	73	7	2	12	50	4-NA
Crews, Jerry	1956	.750	NA-NA	4	0	3	0	0	0	2	0-NA
Crocker, Barry	1954	.306	24-NA	98	18	30	4	2	2	16	3-NA
Crosland, Ben	1954,55	.211	11-NA	19	5	4	2	0	0	4	0-NA
Crowley, Jim	1988-91	.328	247-NA	826	199	271	57	1	43	197	23-31
Currier, Steve	1985	-----	18-NA	0	0	0	0	0	0	0	0-1
Curtis, John	1968	.258	14-NA	31	5	8	0	1	1	5	1-NA
D'Alessio, Andy	2004-07	.309	253-239	853	169	264	51	3	59	217	11-17
Daniels, Fred	1990-92	.249	93-NA	189	41	47	10	2	0	30	7-11
Dantzler, Ellis	1964-66	.341	62-NA	220	40	75	11	6	5	44	8-NA
Davidson, Mark	1982	.336	59-NA	223	58	75	16	2	8	50	18-18
Davis, Billy	1983	.241	33-NA	83	12	20	5	1	0	11	4-7
Dawsey, Jason	1993-95	.259	143-71	139	33	36	5	1	1	14	3-3
DeBerry, Fred	1957-59	.287	NA-NA	254	53	73	11	2	1	44	7-NA
DeBerry, Joe	1989-91	.336	188-NA	655	152	220	35	6	35	159	15-21
DeMaino, L.J.	2002	.291	49-30	127	32	37	3	5	0	15	12-14
Demarest, Alan	1968-70	.273	38-NA	44	6	12	4	1	0	6	0-NA
Demmink, Herman	2003-06	.311	232-207	821	168	255	46	7	13	116	30-44
DeMoura, Eric	1994-97	.295	185-132	550	110	162	20	1	4	82	16-21
Dempsey, Bob	1959	.261	18-NA	46	10	12	2	1	1	10	1-NA
Diehl, Keith	1986	.333	13-NA	21	3	7	1	0	0	1	0-0
Dillon, Scott	1985,86	.306	124-NA	447	85	137	24	3	8	78	25-31
Dinneen, John	1966,67	.150	20-NA	20	8	3	0	1	0	1	1-NA
Dixon, Eddie	1969,70	.284	60-NA	169	32	48	9	8	2	29	2-NA
Douglass, Jesse	1999	.000	7-0	7	0	0	0	0	0	0	0-0
Drake, Johnny	1956	.217	NA-NA	23	4	5	1	1	2	8	0-NA
DuBose, Scott	1979	.240	14-NA	25	4	6	1	0	1	4	2-2

Individual Career Batting Stats (ACC Era)



Bill Foley hit .302 with 25 home runs and 103 RBIs from 1975-77.



Player	Year(s)	Avg	G-S	AB	R	H	2B	3B	HR	RBI	SB
Duffie, Will	1994-96	.283	177-131	491	92	139	28	4	10	92	3-5
Dukes, Mike	1958	.000	NA-NA	1	0	0	0	0	0	0	0-NA
Dunlap, Gene	1966	.185	14-NA	27	6	5	1	0	1	8	1-NA
Easterling, Jess	2003	.300	10-1	10	3	3	0	0	0	0	1-1
Eckerl, Tony	1973-75	.266	86-NA	289	33	77	14	1	8	43	4-NA
Edgeworth, Teak	1958	.000	NA-NA	3	0	0	0	0	0	0	0-NA
Ellis, Brian	1997-00	.297	190-162	583	152	173	41	3	7	117	19-25
Ellisor, Dave	1961-63	.290	57-NA	221	50	64	7	5	2	28	19-NA
Embler, Jason	1994-97	.302	215-180	724	150	219	44	3	30	144	5-11
Epps, Chris	2008,09	.262	96-62	229	51	60	8	2	5	39	14-17
Eskew, Jerry	1968	.239	23-NA	67	7	16	3	0	2	9	0-NA
Eubanks, Charlie	1959	1.000	2-NA	1	0	1	0	0	0	0	0-NA
Evans, Garrick	2002-04	.302	121-69	291	60	88	26	2	4	41	15-22
Everett, Brady	2003,04	.270	56-34	122	12	33	7	0	2	19	1-2
Eydenberg, Mike	1993,94	.291	100-77	296	45	86	25	4	2	55	5-8
Fahrney, Gary	1975,76	.273	47-NA	139	33	38	6	2	4	26	3-NA
Fairey, Burke	1985-88	.291	121-NA	244	56	71	20	5	4	38	8-13
Faw, Brian	1989	-----	20-NA	0	0	0	0	0	0	0	0-0
Ferguson, Jesse	2005	.154	44-5	52	6	8	1	0	0	5	1-1
Fish, Barry	1963	.200	19-NA	50	9	10	1	1	0	8	1-NA
Fisher, Jeff	1985	.000	15-NA	1	0	0	0	0	0	0	0-0
Fitzsimmons, Pat	1972-75	.261	116-NA	376	48	98	10	2	1	57	10-NA
Foley, Bill	1975-77	.302	118-NA	444	79	134	23	3	25	103	1-NA
Foster, Chuck	1990,91	.273	70-NA	143	37	39	7	0	2	14	4-5
Frank, Kyle	1999,01-03	.297	230-206	818	152	243	48	1	14	138	13-23
Frantz, Tim	1994,95	.154	29-0	26	4	4	0	0	0	2	0-0
Freeman, Mike	2008,09	.330	120-118	467	106	154	24	5	5	63	14-23
Freeman, Todd	1978	.217	20-NA	46	10	10	3	2	1	9	0-0
Frick, Talmadge	1962	.500	7-NA	2	2	1	0	0	0	0	0-NA
Fulton, Jay	1981-84	.181	146-NA	287	62	52	8	1	9	43	25-29
Gaddis, C.J.	2004	.000	22-3	16	6	0	0	0	0	2	3-4
Gaines, Roger	1954,55	.268	39-NA	149	10	40	8	0	0	23	4-NA
Gallagher, Glenn	1980,81	.298	107-NA	386	67	115	16	1	15	65	10-13
Galloway, Paul	1993-96	.301	194-150	572	120	172	45	6	16	100	17-22
Gambrell, Sam	1957	.111	NA-NA	9	2	1	0	0	0	0	0-NA
Gardner, Jack	1958	1.000	NA-NA	1	0	1	0	0	0	1	0-NA
Garrison, Dave	1956	.277	NA-NA	65	13	18	0	0	2	5	1-NA
Gerhardt, Rusty	1969-72	.265	70-NA	147	14	39	4	2	3	23	2-NA
Gibson, Nelson	1966-68	.318	45-NA	66	13	21	1	0	0	12	2-NA
Gilbert, Jeff	1981-83	.000	43-NA	1	0	0	0	0	0	0	0-0
Giles, Bob	1956	.429	NA-NA	7	1	3	0	0	0	0	0-NA
Graham, Lindsay	1970-73	.110	48-NA	73	6	8	1	0	0	3	0-NA
Green, Steve	1985,86	.248	57-NA	153	30	38	7	0	5	17	4-6
Green, Zane	2001-04	.273	197-95	414	92	113	24	2	6	57	11-15
Greene, Khalil	1999-02	.377	272-271	1069	265	403	95	7	52	276	55-67
Grove, Trent	1980	.222	16-NA	27	4	6	1	0	0	4	0-0
Guin, Greg	1979-91	.309	154-NA	547	106	169	42	2	14	120	15-20
Hackle, Trent	1991-93	.261	66-30	157	21	41	5	1	0	20	3-5
Hall, Ben	2005,06	.266	78-11	109	15	29	7	1	3	18	1-4
Hamilton, Lin	1971-74	.294	131-NA	435	75	128	19	6	10	72	7-NA
Hampton, Mike	1993,94	.341	121-106	417	113	142	34	6	14	92	42-52
Harbeson, Gene	1961-63	.254	64-NA	213	35	54	9	0	9	28	4-NA
Harbin, Taylor	2005-07	.320	194-193	781	160	250	67	7	30	172	31-39
Harris, Jason	1998,99	.347	128-128	475	132	165	37	2	19	125	31-38
Harrison, Robert	1955	.381	9-NA	21	2	8	1	0	0	1	0-NA
Harvey, Kris	2003-05	.335	151-137	487	107	163	28	0	35	122	5-10
Hawkins, Heyward	1962	.000	1-NA	1	0	0	0	0	0	0	0-NA
Hawkins, Ty	1987	.333	15-NA	21	2	7	2	0	0	3	0-0

Player	Year(s)	Avg	G-S	AB	R	H	2B	3B	HR	RBI	SB
Haynes, Richard	1971-74	.275	142-NA	502	88	138	23	4	13	75	6-NA
Heffernan, Bert	1985-88	.337	259-NA	993	285	335	63	14	27	195	54-71
Helms, Garry	1965,67	.343	41-NA	143	22	49	6	3	2	26	2-NA
Hendley, Bailey	1958-60	.333	NA-NA	279	71	93	15	4	5	42	9-NA
Hendricks, Pete	1970-72	.248	47-NA	165	20	41	2	2	0	16	3-NA
Henrie, Matt	2001	.000	18-10	1	0	0	0	0	0	0	0-0
Hester, Ricky	1982,83	.314	95-NA	303	61	95	14	8	5	49	20-25
Hinson, John	2008	.264	39-25	87	10	23	0	1	1	11	5-6
Hoffman, Doug	1957-59	.247	NA-NA	279	65	69	8	8	8	47	17-NA
Hogan, Doug	2005-08	.295	168-124	509	83	150	33	6	25	104	19-32
Hogan, Patrick	2001	.000	16-1	1	0	0	0	0	0	0	0-0
Holland, Eddie	1968-70	.242	103-NA	293	51	71	12	3	6	40	3-NA
Holloway, Tito	1998	.500	8-0	4	0	2	0	0	0	0	0-0
Holstad, Brian	1997-00	.264	197-136	478	113	126	16	3	3	64	31-40
Hoover, Alan	1976-78	.256	94-NA	293	49	75	24	1	6	41	3-NA
Horne, Todd	1982	.304	16-NA	23	5	7	0	0	0	6	0-0
Hourigan, Jeff	2002,03	.270	107-79	307	36	83	14	0	8	47	1-1
Howard, Mo	1971	.000	1-NA	1	0	0	0	0	0	0	0-NA
Hub, Ryan	2000,02-04	.230	128-59	230	44	53	8	2	6	35	5-9
Hubbard, Bob	1957	.157	NA-NA	51	7	8	0	0	0	2	0-NA
Hudgins, Tom	1968-70	.083	34-NA	36	3	3	0	0	0	3	0-NA
Huggins, Elmer	1960	.038	15-NA	26	1	1	0	0	0	1	0-NA
Huggins, Mark	1982,84	.163	24-NA	43	5	7	2	0	0	6	3-3
Hughes, Jerald	1972	.143	18-NA	7	4	1	1	0	0	2	1-NA
Humphrey, Andre	1994	.164	32-20	67	13	11	2	1	0	2	1-3
Humphries, Leonard	1954-56	.185	NA-NA	54	6	10	0	0	1	5	0-NA
Hyde, Justin	1998	.348	27-9	46	7	16	7	1	2	12	1-1
Ing, Charlie	1972-74	.277	85-NA	296	46	82	17	5	3	28	13-NA
Ingram, John	2004-06	.234	75-28	128	18	30	6	0	4	21	2-3
Jackson, Steven	2004	.000	22-3	1	0	0	0	0	0	0	0-0
Jackson, Tony	1963-65	.283	57-NA	145	27	41	12	3	1	13	1-NA
James, Bill	1966-68	.189	34-NA	37	6	7	0	1	1	6	0-NA
Jasensky, Joe	1981	.156	19-NA	45	6	7	0	1	0	3	2-2
Jay, John	1984-87	.307	147-NA	345	66	106	21	0	21	77	1-5
Johnson, Addison	2007,09	.259	111-94	355	60	92	14	5	3	37	17-23
Johnson, Johnny	1968,70	.185	48-NA	130	19	24	5	0	4	17	2-NA
Johnson, Laval	1967-69	.157	84-NA	89	40	14	6	2	0	13	6-NA
Johnson, Michael	2000-03	.344	235-219	800	201	275	52	4	58	213	25-31
Jones, Johnny	1962,63	.379	50-NA	182	50	69	7	4	11	49	5-NA
Jordan, Whitey	1956	.000	NA-NA	11	2	0	0	0	0	0	0-NA
Kaltenbach, Leo	1955	.200	7-NA	15	3	3	2	1	0	3	0-NA
Kane, Jeff	1998,99	.269	28-0	26	5	7	1	0	1	4	0-0
Kelley, Steve	1971	.500	5-NA	2	3	1	0	0	1	2	0-NA
Keppen, Jeff	1994	.000	17-2	1	0	0	0	0	0	0	0-0
Key, Jimmy	1980-82	.325	153-NA	465	113	151	32	2	10	86	11-16
Khoury, Pete	1976,77	.203	66-NA	212	25	43	7	1	1	22	5-NA
Kingsmore, Doug	1954	.371	24-NA	89	25	33	3	0	10	27	8-NA
Klosterman, Ryan	2001	.071	17-0	14	2	1	1	0	0	2	0-0
Kowitz, Brian	1988-90	.319	194-NA	699	178	223	53	11	9	124	76-90
Kreiger, Ray	1982	.370	18-NA	27	11	10	1	1	0	5	1-1
Kuester, Steve	1968-70	.213	83-NA	235	33	50	7	2	7	32	2
LaBella, Barney	1973-75	.200	24-NA	40	3	8	2	1	0	5	0-NA
Lakey, Ed	1958	.154	NA-NA	26	6	4	1	0	1	3	0-NA
Lam, Elmo	1961-63	.296	74-NA	301	73	89	17	3	8	52	11-NA
Lamb, Will	2009	.268	27-11	56	8	15	3	0	0	6	4-5
Landers, Bill	1955	.190	9-NA	21	6	4	0	0	1	2	0-NA
Lawrimore, Wayne	1973	.000	4-NA	2	0	0	0	0	0	0	0-NA
LeCroy, Bradley	1997-00	.266	173-97	395	83	105	23	1	4	67	16-21



Kris Harvey hit .335 with 35 homers and 122 RBIs in three seasons (2003-05) at Clemson.



Individual Career Batting Stats (ACC Era)

In two seasons (1995,96), Doug Livingston hit .298 with 129 runs and 36 stolen bases in helping the Tigers to two College World Series appearances.

Player	Year(s)	Avg	G-S	AB	R	H	2B	3B	HR	RBI	SB
LeCroy, Matthew	1995-97	.336	199-199	736	178	247	48	1	53	208	8-15
Ledford, Randy	1972	.125	4-NA	8	0	1	0	0	0	0	0-NA
Lee, Alex	2007,08	.265	85-32	132	22	35	4	2	0	14	3-6
Lee, Larry	1973	.000	8-NA	11	0	0	0	0	0	1	0-NA
Leggett, Tanner	2005,06	.231	30-1	26	4	6	0	0	1	3	0-0
Lemaster, Dave	1980-83	.261	181-NA	560	91	146	26	8	16	75	33-36
Livingston, Doug	1995,96	.298	126-124	483	129	144	30	2	12	77	36-41
Lockhart, Mike	1989,91,92	.296	144-NA	406	80	120	27	4	6	93	11-12
Lodgek, Ed	1966,67	.100	11-NA	10	1	1	0	0	0	0	0-NA
Lomax, Nicky	1961-63	.287	70-NA	230	58	66	7	2	12	47	1-NA
Lowder, Clayton	1958-60	.212	NA-NA	52	7	11	2	0	0	6	0-NA
Lowell, Bob	1964,65,67	.214	19-NA	14	0	3	0	0	0	1	0-NA
Lowery, Phillip	1986	.000	21-NA	0	0	0	0	0	0	0	0-0
Lynn, Dave	1958,60,61	.350	NA-NA	163	42	57	7	2	15	54	2-NA
Lyon, Tommy	1962,63	.364	28-NA	55	4	20	1	1	0	4	0-NA
Macrina, Eric	1988-91	.308	201-NA	647	148	199	40	6	51	192	8-12
Mahoney, Collin	2002-04	.238	97-47	185	31	44	12	0	6	34	0-1
Mahoney, Mike	1973-75,81	.296	109-NA	365	79	108	24	5	4	48	18-NA
Mallon, Tom	1984	-----	16-NA	0	1	0	0	0	0	0	0-0
Marisca, Charlie	1969	.100	4-NA	10	2	1	1	0	0	2	1-NA
Markley, Jim	1960	.000	1-NA	1	0	0	0	0	0	0	0-NA
Marsella, Ben	1963,64	.264	45-NA	140	30	37	5	3	6	32	4-NA
Marsh, Bill	1957	.111	NA-NA	18	3	2	0	0	0	1	0-NA
Martin, Lynn	1983	-----	24-NA	0	0	0	0	0	0	0	0-0
Masone, Tony	1977-79	.330	112-NA	415	83	137	29	7	22	114	19-NA
Mazey, Randy	1985-88	.331	216-NA	650	170	215	40	6	20	121	65-76
McCall, Jack	1964-66	.317	84-NA	322	83	102	20	3	17	70	14-NA
McCall, Mike	1967	.237	36-NA	139	28	33	8	1	1	11	5-NA
McCann, Brad	2003,04	.363	123-123	504	108	183	41	1	25	132	8-14
McClellan, Dexter	1993,94	.259	98-80	282	54	73	7	5	0	38	16-22
McCollom, Jim	1982-85	.343	226-NA	830	203	285	56	12	52	218	20-26
McCray, Ontrell	1996,97	.227	90-50	181	34	41	7	0	2	21	10-11
McDaniel, Mark	1975,76	.208	44-NA	72	17	15	1	1	0	5	7-NA
McDaniel, Tommy	1969	.375	11-NA	16	4	6	1	0	1	2	0-NA
McDonald, Leon	1957,58	.300	NA-NA	20	2	6	3	0	0	3	0-NA
McMillon, Billy	1991-93	.381	154-142	527	173	201	55	8	19	105	29-45
Meekins, Larry	1975	.000	14-NA	1	0	0	0	0	0	0	0-NA
Melzer, Scott	1991-93	.246	46-2	65	17	16	1	1	0	9	3-3
Meredith, Doc	1975	.258	14-NA	31	4	8	3	0	0	5	0-NA
Milchin, Mike	1987-89	.319	187-NA	680	149	217	51	7	25	169	8-13
Miller, Brad	2009	.273	66-66	238	49	65	6	1	3	36	16-21
Miller, David	1993-95	.335	183-157	644	143	216	30	15	10	149	51-64
Miller, Jeff	1990-93	.275	218-NA	738	149	203	49	15	19	139	16-27
Miller, Seth	2001,02	.317	62-30	120	23	38	6	0	0	9	3-4
Mitchell, D.J.	2006-08	.241	100-52	220	40	53	8	0	2	24	17-23
Monahan, Shane	1993-95	.394	207-207	856	235	337	60	21	32	169	61-80
Monin, Andy	1991-94	.299	170-111	445	74	133	26	2	8	92	3-6
Montjot, Dave	1969	.500	3-NA	2	0	1	0	0	0	0	0-NA
Moore, Ronnie	1964,65	.212	42-NA	132	31	28	3	0	5	21	0-NA
Mork, Hoby	1993,94	.226	59-43	133	28	30	6	0	1	14	0-3
Morris, Bobby	1954	.238	22-NA	80	17	19	2	2	3	8	1-NA
Morris, Jeff	1990-93	.313	196-NA	524	120	164	19	7	2	72	15-24
Morris, Tim	2007	.059	13-2	17	2	1	0	0	0	0	0-0
Morris, Wyman	1954	.205	24-NA	88	17	18	2	1	7	20	10-NA
Mounce, Richard	2009	.238	26-7	42	1	10	4	0	1	8	0-0
Munroe, Buddy	2007	.167	5-1	6	0	1	0	0	0	0	0-0
Murray, Ken	1971	1.000	2-NA	1	0	1	0	0	0	0	0-NA
Myers, Doby	1956	.277	NA-NA	47	8	13	1	0	0	2	0-NA

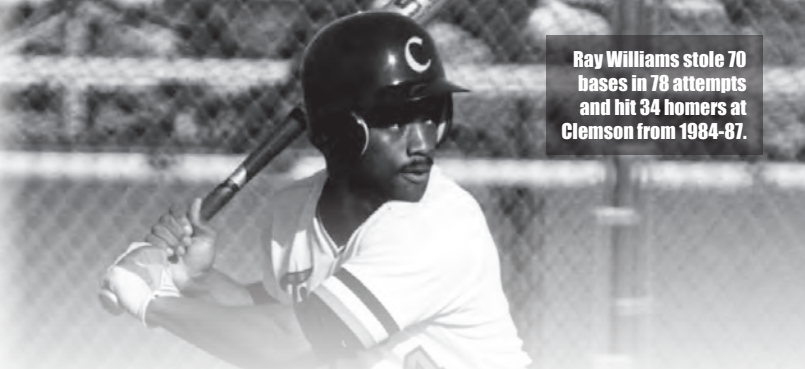
Player	Year(s)	Avg	G-S	AB	R	H	2B	3B	HR	RBI	SB
Myers, Pete	1965-67	.240	54-NA	100	9	24	3	0	1	28	0-NA
Nester, John	2008,09	.295	87-53	207	31	61	11	0	8	38	2-3
Nilsson, Steve	1976-78	.270	142-NA	507	131	137	17	7	6	63	46-NA
Nixon, Buddy	1962,64	.315	51-NA	184	43	58	12	6	9	50	0-NA
Norris, Bobby	1958,59	.135	NA-NA	37	8	5	0	0	0	4	0-NA
Northrup, Kevin	1989-92	.338	219-NA	742	186	251	55	11	22	150	83-94
Nystrom, Peter	1998	.309	48-45	152	47	47	11	2	6	42	2-2
Oakley, Frank	1962,63	.150	15-NA	20	5	3	1	0	0	8	0-NA
O'Dell, Billy	1954	.214	14-NA	28	3	6	2	1	0	3	1-NA
Odle, Dennis	1971	.000	5-NA	3	0	0	0	0	0	0	0-NA
Ogbum, Mac	1962	.105	10-NA	19	1	2	1	0	0	1	0-NA
Olson, Dave	1961,62	.222	21-NA	27	3	6	0	0	0	2	0-NA
O'Quinn, Jim	1955,56	.289	NA-NA	114	15	33	5	1	5	25	0-NA
Owens, Jimmy	1964	.333	8-NA	6	2	2	0	0	0	1	2-NA
Owens, Randy	1973	.000	11-NA	10	0	0	0	0	0	0	0-NA
Pack, Tommy	1964,66	.318	55-NA	195	35	62	11	2	5	41	6-NA
Padgett, Matt	1996-98	.318	167-142	569	123	181	30	3	28	137	7-13
Parker, Kyle	2008,09	.278	120-115	442	92	123	19	0	26	102	8-9
Parker, Tim	1988	-----	15-NA	0	1	0	0	0	0	0	0-0
Parmer, Bill	1965-67	.286	45-NA	91	16	26	7	1	1	14	0-NA
Parsons, Jeff	1997	-----	22-4	0	0	0	0	0	0	0	0-0
Pasqualini, Charlie	1959-61	.273	21-NA	11	3	3	0	0	1	3	0-NA
Patrick, Mike	1978	.250	13-NA	8	1	2	0	0	0	1	0-0
Patterson, Choppy	1960	.255	14-NA	47	2	12	2	1	0	0	1-NA
Patterson, Gary	1960	.250	1-NA	4	1	1	0	0	0	0	0-NA
Paulling, Bob	1981,83,84	.339	147-NA	561	94	190	27	3	18	139	4-6
Paulsen, Ben	2007-09	.318	182-170	663	129	211	45	5	31	130	4-5
Pavilack, Harry	1960,61	.270	27-NA	89	26	24	3	2	1	15	4-NA
Pawlowski, John	1983	-----	16-NA	0	0	0	0	0	0	0	0-0
Peltz, Pete	1977	.329	51-NA	170	45	56	12	3	4	35	7-NA
Penale, Joe	1970	-----	1-NA	0	0	0	0	0	0	0	0-NA
Phillips, Chad	1990-93	.311	168-82	302	51	94	19	3	4	48	10-12
Pierce, Gene	2001,03-05	.333	59-1	24	5	8	1	0	2	5	0-0
Poe, Sam	1959,60	.346	32-NA	52	6	18	3	0	2	11	0-NA
Pohl, Phil	2009	.194	40-20	67	9	13	4	0	1	3	0-0
Polk, Riley	1983,84	.275	29-NA	40	7	11	1	0	0	7	1-2
Powers, Scott	1981,83,84	.269	153-NA	528	105	142	16	9	17	80	13-19
Pritchard, Daniel	2003-05	.138	53-0	29	9	4	0	0	0	3	1-2
Prophet, Bill	1970-73	.253	114-NA	376	55	95	11	7	3	39	6-NA
Proto, Mike	2001	-----	4-0	0	0	0	0	0	0	0	0-0
Pulaski, Mike	1973,74	.279	76-NA	287	45	80	16	4	2	34	3-NA
Pumphrey, Ed	1963,64	.200	11-NA	15	2	3	0	0	0	2	0-NA
Pyzik, Steve	2000-03	.249	168-112	389	60	97	20	1	1	57	3-6
Quintrell, Randy	1977	.000	13-NA	1	0	0	0	0	0	0	0-NA
Reames, Joe Don	1999	.200	17-3	15	2	3	0	0	0	0	0-1
Redding, Grant	2000	.200	15-0	5	1	1	1	0	0	0	0-0
Reese, Gerald	1960	.273	20-NA	44	11	12	2	1	2	7	1-NA
Rescorla, Skip	1968	.286	6-NA	14	2	4	0	0	0	2	0-NA
Rhodes, Rusty	1995,96	.310	77-39	155	28	48	4	1	0	25	5-6
Ricketts, Art	1961	.246	22-NA	65	20	16	1	0	0	6	2-NA
Riddell, Jimmy	1971	.000	1-NA	1	0	0	0	0	0	0	0-NA
Rigsby, Tim	1988-90	.301	125-NA	405	87	122	22	10	12	90	32-40
Riley, Ryan	2000,01	.294	117-110	408	95	120	17	9	7	68	22-31
Roach, Doug	1971	.214	5-NA	14	0	3	2	0	0	1	0-NA
Roberson, Craig	1980-83	.305	193-NA	637	122	194	43	0	24	142	16-23
Robinson, Jerome	1995,96	.288	124-115	420	68	121	17	6	8	70	4-13
Roller, Jimmy	1959-61	.322	39-NA	59	10	19	0	1	1	10	0-NA
Roper, Doug	1996-99	.246	124-84	280	60	69	7	3	2	44	21-25

Buddy Nixon batted .315 with nine home runs and 50 RBIs in just 184 at-bats over two seasons (1962,64) at Clemson.

Individual Career Batting Stats (ACC Era)



Player	Year(s)	Avg	G-S	AB	R	H	2B	3B	HR	RBI	SB
Rowland, Joey	1986,87	.259	31-NA	27	5	7	2	0	1	5	0-0
Russ, Frank	1979-83	.293	205-NA	757	163	222	51	2	14	123	59-74
Russell, Don	1968-70	.270	133-NA	415	102	112	13	18	14	75	19-NA
Ryan, Lanny	1960,62	.325	33-NA	83	16	27	5	1	5	15	1-NA
Sampson, Pete	1974	-----	1-NA	0	0	0	0	0	0	0	0-NA
Sanders, Matt	2008,09	.296	95-64	250	34	74	14	0	5	38	2-2
Sanders, Smiley	1971-74	.262	114-NA	416	88	109	20	2	21	80	3-NA
Santangelo, Lou	2004	.300	64-64	253	50	76	15	2	18	62	7-8
Santivasci, Jerome	1988	.000	23-NA	2	0	0	0	0	0	0	0-0
Sargent, Dick	1963,64	.367	22-NA	30	12	11	2	1	0	5	0-NA
Sasser, David	1974	.200	3-NA	5	0	1	0	0	0	1	1-NA
Satterfield, Shawn	1992,93	.289	105-79	308	57	89	17	9	5	57	15-20
Savas, Paul	1982,83	.108	23-NA	37	0	4	3	0	0	6	0-0
Schaus, Jeff	2008,09	.317	125-123	460	101	146	27	2	16	81	13-21
Schmidt, Jarrod	2000-02	.284	181-173	617	109	175	32	3	32	131	12-13
Schroeder, Bill	1977-79	.300	131-NA	454	98	136	23	3	22	93	29-NA
Schroeder, Bryan	1994-97	.241	96-12	83	24	20	2	3	2	8	1-5
Seel, George	1956	.269	NA-NA	26	5	7	0	0	1	4	0-NA
Seibert, Kurt	1974-76	.328	115-NA	408	113	134	16	6	2	39	38-NA
Severs, Johnny	1969-71	.276	129-NA	373	93	103	10	14	2	44	36-NA
Sexton, Jay	1980,81	.252	68-NA	107	27	27	6	1	0	8	19-21
Sharman, Howard	1964,67	.191	43-NA	89	15	17	4	1	3	17	0-NA
Shaver, Tommy	1963	.294	21-NA	34	8	10	0	1	0	1	2-NA
Sheaffer, Danny	1980	.213	31-NA	80	9	17	2	2	0	4	2-3
Shealy, Don	1955-57	.292	NA-NA	154	29	45	8	2	3	30	3-NA
Shealy, Lonnie	1954,55	.358	27-NA	81	16	29	4	0	2	10	1-NA
Sheriff, Glenn	1956	.333	NA-NA	42	4	14	0	0	2	6	0-NA
Shumake, Brooks	1982-84	.284	155-NA	585	154	166	29	4	22	88	71-84
Siepe, Jeff	1970,71	.200	33-NA	50	5	10	0	1	0	5	4-NA
Simons, Neil	1977-80	.335	215-NA	805	195	270	41	14	23	164	44-NA
Singleton, Justin	1998-00	.292	152-98	383	85	112	22	4	6	82	20-26
Sipp, Tony	2004	.280	62-54	211	48	59	13	4	1	23	20-24
Slevin, David	2002,03	.306	115-104	395	74	121	18	2	5	52	7-14
Smith, Brodie	1994	.216	22-7	37	3	8	2	0	0	3	0-1
Smith, Bryan	1981,82	.259	81-NA	255	56	66	14	3	4	48	3-4
Smith, Buster	1967-69	.244	82-NA	287	36	70	9	0	6	44	4-NA
Smith, Dale	1963-65	.225	30-NA	40	5	9	0	0	0	5	0-NA
Smith, Jameson	2006	.125	15-2	16	0	2	0	0	0	0	0-0
Smith, Joe	1955	.308	14-NA	52	8	16	2	0	1	6	0-NA
Smith, Jon	2000-02	.267	31-2	30	7	8	3	0	1	6	0-0
Smith, Marquez	2006,07	.315	130-127	473	107	149	33	3	23	104	11-15
Smith, Tad	1990,91	.250	37-NA	60	12	15	1	1	1	6	0-0
Smith, Tommy	1985	.253	31-NA	87	12	22	5	1	2	12	1-1
Sokohl, Jack	1969	.000	3-NA	2	0	0	0	0	0	0	0-NA
Spears, Derek	1982,84,85	.279	100-NA	165	48	46	4	0	0	11	30-36
Spiers, Bill	1985-87	.325	173-NA	681	169	221	34	17	17	119	60-68
Spiers, Bud	1956-58	.254	NA-NA	256	44	65	7	3	7	44	4-NA
Spiers, Michael	1988-91	.301	184-NA	522	128	157	31	1	16	110	32-38
Springs, Ashley	1996	.200	8-0	5	0	1	0	0	0	1	0-0
Sprouse, Dave	1959-61	.238	26-NA	21	3	5	1	0	0	2	0-NA
Squires, Bob	1984	.145	24-NA	62	7	9	1	0	1	12	0-0
Stanley, Henri	1997-00	.293	231-170	666	191	195	39	8	17	122	57-64
Stanley, John	1969	.214	8-NA	14	4	3	0	1	0	4	0-NA
Steele, Bill	1987	.346	53-NA	104	22	36	8	0	4	30	4-5
Stefan, Todd	1988-91	.288	211-NA	624	140	180	33	9	5	95	45-54
Stidham, Ryan	1991	.222	13-1	18	7	4	0	0	1	1	0-0
Stolz, Jason	2009	.315	55-42	143	29	45	7	0	1	21	7-10
Stombaugh, Skip	1971,73	.000	7-NA	8	2	0	0	0	0	1	0-NA



Ray Williams stole 70 bases in 78 attempts and hit 34 homers at Clemson from 1984-87.

Player	Year(s)	Avg	G-S	AB	R	H	2B	3B	HR	RBI	SB
Stone, Casey	1998-01	.337	225-170	736	168	248	35	6	3	131	59-71
Storrier, Travis	2004-06	.329	171-170	624	124	205	38	5	22	121	7-10
Stowe, Harold	1957-59	.212	NA-NA	99	8	21	4	1	0	4	0-NA
Strickland, David	1981	.219	11-NA	32	5	7	0	1	0	3	1-1
Stryhas, Paul	1998	.355	22-7	31	6	11	5	0	0	11	0-0
Suggs, Dick	1959	.205	29-NA	78	17	16	3	2	1	7	5-NA
Sutton, George	1964-66	.279	84-NA	305	64	85	8	5	20	73	1-NA
Swanner, Jamie	1983	.289	45-NA	135	15	39	6	0	0	21	0-3
Swetenburg, Dick	1954-56	.222	NA-NA	167	39	37	3	3	4	22	5-NA
Taulbee, Andy	1993	.000	31-9	3	0	0	0	0	0	0	0-0
Taylor, Joe	1992,93	.294	117-111	394	79	116	16	4	2	55	22-26
Taylor, Joey	1961,62	.359	38-NA	117	35	42	10	2	5	28	1-NA
Templeton, Jim	1955	.000	4-NA	3	0	0	0	0	0	0	0-NA
Terrill, Brett	1974,75	.239	59-NA	201	45	48	12	1	4	39	8-NA
Teufel, Tim	1979,80	.367	101-NA	365	102	134	30	4	24	116	26-29
Theiling, Ron	1976	.000	8-NA	13	0	0	0	0	0	0	0-NA
Thompson, Tommy	1985,86	.296	107-NA	389	59	115	22	5	5	78	8-16
Threadgill, Henry	1986-89	.314	217-NA	722	153	227	38	12	8	136	85-102
Toth, Bill	1955,56	.167	NA-NA	12	0	2	0	0	0	0	0-NA
Trado, Bill	1956	.111	NA-NA	9	1	1	0	0	0	0	0-NA
Tripp, David	1988,89	.217	60-NA	46	9	10	2	1	0	4	4-5
Triplett, Russell	2001-04	.312	222-178	698	132	218	43	1	11	98	17-29
Tucker, Steve	1973-76	.317	131-NA	502	102	159	38	9	12	102	19-NA
Urrico, Anthony	2001	-----	9-0	0	0	0	0	0	0	0	0-0
Valiente, Roberto	2002,03	.271	82-50	221	35	60	11	2	1	28	2-5
Van Dyke, Steve	1980-83	.213	135-NA	263	40	56	9	0	1	30	5-6
Van Volkenburg, Dave	1969-72	.224	101-NA	259	39	58	4	10	6	48	8-NA
Veronee, Jack	1961	.345	18-NA	58	9	20	3	0	1	19	0-NA
Vessell, Jeff	1997-99	.150	31-0	20	2	3	1	0	0	2	0-0
Vincent, Damon	1961-63	.258	45-NA	93	16	24	3	1	6	17	1-NA
Waldrop, Kenny	1966	.250	7-NA	4	3	1	0	0	0	0	1-NA
Walling, Denny	1975	.421	38-NA	140	46	59	9	3	13	60	11-NA
Ward, Adam	2007-09	.286	23-1	14	2	4	0	0	0	1	0-0
Ward, Mike	1969,70	.248	54-NA	133	26	33	4	0	2	21	5-NA
Ward, Ryan	1995,96	.000	29-0	15	2	0	0	0	0	2	0-0
Waters, Keith	1966-68	.270	101-NA	382	67	103	8	6	4	49	21-NA
Watson, Charlie	1965-67	.293	56-NA	99	15	29	5	4	0	21	0-NA
Watson, Reed	1966,68	.125	18-NA	40	8	5	1	0	0	4	0-NA
Weeks, Calvin	1969-72	.277	158-NA	571	88	158	25	7	11	84	8-NA
Weems, Billy	1977-80	.315	194-NA	674	157	212	31	13	13	110	68-NA
Weisman, John	1968	.000	2-NA	2	1	0	0	0	0	1	0-NA
West, Mike	1972	.273	7-NA	11	3	3	1	0	0	0	0-NA
Whitaker, Oliver	1987	.000	21-NA	1	0	0	0	0	0	0	0-0
White, Craig	1969-71,73	.329	156-NA	559	109	184	36	12	27	127	8-NA
Whitfield, Larry	1967	.250	6-NA	4	0	1	0	0	0	0	0-NA
Whitfield, Mike	1968,69	.000	16-NA	10	1	0	0	0	0	0	0-NA
Widmann, Stan	2005-09	.284	194-191	701	110	199	30	5	8	90	39-42
Williams, David	2005	.184	33-9	49	8	9	4	0	0	2	2-2
Williams, Keith	1991-93	.332	160-131	557	113	185	40	5	35	166	12-22
Williams, Ray	1984-87	.286	200-NA	590	141	169	28	13	34	133	70-78
Williams, Russ	1969	.400	15-NA	15	4	6	1	0	0	5	1-NA
Williams, Steve	1984-87	.309	177-NA	482	107	149	22	9	11	94	28-39
Wilson, Larry	1956-58	.226	NA-NA	195	18	44	7	2	1	28	0-NA
Wilson, Mitch	1981-84	.254	115-NA	224	45	57	8	1	4	37	7-10
Wilson, Rick	1971,72	.154	18-NA	39	3	6	3	0	0	2	0-NA
Wingo, Billy	1974-77	.296	152-NA	510	114	151	18	7	5	90	41-NA
Wisniewski, Gene	1977,78	.272	53-NA	125	18	34	3	0	0	22	4-NA
Wood, Matt	1997	.000	1-0	1	0	0	0	0	0	0	0-0
Wrenn, David	1963,65	.308	17-NA	13	2	4	0	0	0	3	0-NA
Yeargin, Ray	1956	.000	NA-NA	1	4	0	0	0	0	0	0-NA
Young, Rick	1969,70	.280	56-NA	168	32	47	10	1	5	28	2-NA
Youngman, Steve	1978,79	.225	62-NA	169	31	38	6	1	4	17	6-8
Zupa, Ron	1966-68	.242	96-NA	306	43	74	17	4	5	40	3-NA




Individual Career Pitching Stats (ACC Era)

Player	Year(s)	ERA	W-L	G-S	SV	IP	H	R	ER	BB	SO
Abbott, Gus	1958	9.00	0-0	1-0	NA	1.0	2	2	1	2	0
Adams, Brian	1997-99	5.57	11-9	57-20	1	176.0	201	126	109	84	128
Adams, Darren	1998	3.52	0-0	7-0	0	7.2	7	3	3	1	9
Adams, Mark	1971-73	5.16	3-5	19-11	NA	66.1	60	50	38	57	55
Additon, Matt	1997-00	5.16	19-8	98-5	8	198.2	215	138	114	95	186
Allen, Chris	2006	0.00	0-0	1-0	0	1.0	0	0	0	0	0
Anderson, Alan	1969	6.00	1-0	3-1	NA	6.0	5	4	4	6	2
Anderson, Chris	1981	9.64	0-1	4-1	0	4.2	8	7	5	5	0
Angel, Jason	1990-92	3.00	25-6	48-34	0	228.0	195	97	76	90	156
Armour, Alan	1979,81	4.05	3-4	15-0	0	26.2	28	15	12	16	12
Baker, Jimmy	1970,72-74	5.07	2-5	29-2	NA	60.1	63	49	34	39	36
Baldwin, Chuck	1986,87	2.61	4-3	22-0	6	38.0	34	14	11	11	26
Barnes, Brian	1986-89	2.97	44-10	78-65	3	475.1	379	220	157	250	513
Bendinelli, Chad	2000,02	6.75	0-0	13-0	0	13.1	13	10	10	9	4
Bennett, James	1996	9.00	0-0	1-0	0	1.0	0	1	1	1	0
Benson, Kris	1994-96	2.90	29-8	50-47	1	319.2	268	139	103	79	356
Berken, Jason	2003,04,06	3.04	18-6	47-36	0	186.2	171	88	63	77	156
Berney, Scott	2000	3.39	9-4	17-17	0	106.1	96	42	40	25	59
Bevis, Jay	1969-72	2.13	13-9	69-2	20	147.2	102	44	35	57	98
Biegiert, Mark	1986	9.00	0-0	3-0	0	2.0	1	2	2	2	0
Bigwood, Dave	1973	3.77	2-2	14-1	0	28.2	29	16	12	11	17
Boettcher, Donny	1970	1.40	1-1	6-3	NA	19.1	15	4	3	14	5
Bond, William	2007,08	4.50	0-0	7-0	0	6.0	10	5	3	2	7
Bonekat, Bill	1967-69	3.20	5-3	20-5	NA	59.0	59	32	21	30	46
Boozier, Thomas	1999-02	5.50	10-4	88-9	4	145.2	180	101	89	59	98
Botkin, Alan	1986-89	4.33	23-11	57-43	0	257.2	258	161	124	162	197
Boyer, John	1989	2.45	0-0	7-0	0	7.1	10	4	2	4	4
Bradford, Eric	1990-92	3.15	10-4	65-0	4	97.0	88	36	34	31	86
Bradford, Jeff	1971-74	3.25	6-5	30-15	NA	110.2	92	61	40	58	82
Bradley, Len	1979,80	3.34	12-3	43-14	12	164.1	133	78	61	81	146
Brady, Kevin	2009	1.69	0-0	4-3	0	10.2	9	2	2	5	8
Briley, Paxton	1990-92	3.24	15-4	44-20	1	180.1	168	76	65	58	135
Brizek, Seth	1993,95	10.13	0-0	6-0	0	8.0	13	9	9	5	8
Brown, Mike	1978-80	3.25	23-9	48-40	1	257.1	221	124	93	96	178
Browning, Skip	1997-99	5.18	11-8	43-25	0	147.2	165	112	85	72	118
Bryant, Russell	1970,71	5.61	1-0	15-4	NA	43.1	57	37	27	22	22
Burnett, John	1985,86	5.44	2-2	38-0	5	51.1	50	33	31	44	33
Burnette, Bill	1961,62	3.18	3-0	12-2	NA	22.2	20	16	8	12	7
Burttram, Jody	1979,81	16.20	0-0	3-0	0	3.1	9	9	6	3	3
Callahan, Sonny	1973	9.00	0-0	3-0	0	4.0	5	4	4	3	2
Carter, Chris	1992,93	5.06	0-0	6-0	0	5.1	4	3	3	5	4
Casey, Greg	1963,64	4.15	9-4	22-10	NA	97.2	101	63	45	26	52
Chapman, Tommy	1963-65	3.12	12-7	38-26	NA	213.1	179	107	74	114	210
Charpia, Rusty	1986	9.00	0-0	1-0	0	1.0	2	2	1	0	1
Childs, Ryan	2000-02	5.42	7-4	41-16	1	103.0	115	79	62	41	63
Clackum, Scott	1997,98	1.50	10-5	47-0	13	78.0	55	18	13	25	75
Clark, Sean	2006	2.50	2-0	11-2	0	36.0	28	12	10	10	30
Clayton, Pat	2003	3.21	1-0	10-0	0	14.0	9	8	5	7	17
Cline, Steve	1973,74	1.94	16-5	24-22	0	162.0	114	52	35	81	137
Cline, Ty	1959,60	2.78	5-1	13-10	NA	64.2	49	27	20	23	66
Clyne, Stephen	2005-07	2.84	8-3	66-0	5	98.1	90	38	31	34	104
Cohen, Earl	1966,67	2.49	2-1	13-1	NA	25.1	13	13	7	13	13
Collins, Pat	1997	6.89	4-1	12-11	0	49.2	66	45	38	36	49
Compton, George	1954-56	NA	NA-NA	12-NA	NA	NA	NA	NA	NA	NA	NA
Cone, Mickey	1954	NA	NA-NA	3-0	NA	NA	NA	NA	NA	NA	NA
Cook, Brandt	1999,00	8.50	1-1	9-0	0	18.0	23	21	17	15	10
Cositore, Vince	1972	6.75	0-0	1-0	NA	4.0	7	4	3	0	1
Cram, Josh	2001	4.20	4-2	28-0	6	40.2	48	25	19	11	38
Cribb, Josh	2003-06	3.47	22-7	68-32	2	282.1	274	128	109	71	257

Player	Year(s)	ERA	W-L	G-S	SV	IP	H	R	ER	BB	SO
Crosland, Ben	1954,55	NA	3-NA	11-8	NA	61.2	NA	NA	NA	NA	36
Cruz, Tomas	2009	3.33	2-3	24-0	4	46.0	32	19	17	16	39
Currier, Steve	1985	7.11	2-3	18-0	1	25.1	29	22	20	11	17
Curtis, John	1968	1.80	4-3	7-5	NA	40.0	22	13	8	19	42
Dawsey, Jason	1993-95	3.55	22-8	62-42	1	304.1	294	146	120	87	276
Deese, Kyle	2009	2.70	0-0	7-0	0	6.2	3	3	2	9	7
Delk, Trey	2008,09	3.70	6-2	25-16	0	92.1	99	44	38	37	75
Demarest, Alan	1968-70	4.07	7-4	36-10	NA	117.1	107	71	53	58	72
Drake, Johnny	1956	2.56	4-2	9-NA	NA	45.2	29	13	13	34	49
Duke, Bill	1980-82	3.99	12-6	39-27	1	173.2	194	110	77	74	76
Dwyer, Chris	2009	4.92	5-6	17-17	0	86.0	76	52	47	33	95
Edgeworth, Teak	1958	12.41	0-1	5-1	NA	12.1	20	19	17	11	6
Edwards, Dick	1964	-----	0-1	1-1	NA	0.0	3	5	5	3	0
Eggleston, Jamie	1992-95	3.13	6-2	58-0	2	95.0	103	54	33	35	56
Ellis, Rob	2001	4.50	0-0	3-0	0	2.0	3	2	1	2	2
Elrod, Frank	1957	0.00	0-0	4-0	NA	4.0	5	1	0	0	3
Eubanks, Charlie	1959	6.00	0-0	2-0	NA	3.0	1	2	2	5	2
Farina, Alan	2007	3.77	6-3	25-2	1	57.1	41	26	24	27	72
Faris, Stephen	2004-06	3.24	16-10	55-33	1	242.0	223	107	87	56	189
Faw, Brian	1989,90	3.92	7-5	39-16	5	131.0	141	76	57	45	103
Fidrych, Chris	2005,07	4.19	0-0	20-0	0	19.1	16	9	9	8	16
Fiorenza, Drew	2005,06	5.65	2-1	30-1	2	36.2	44	24	23	20	38
Fisher, Jeff	1982,84,85	5.35	1-6	22-2	2	35.1	54	24	21	30	16
Frank, Kyle	1999	20.25	0-0	1-0	0	1.1	4	3	3	0	1
Frazier, Jeff	1986	9.00	0-0	1-0	0	1.0	2	1	1	1	1
Frazier, Ron	1988-90	4.01	16-7	63-30	6	215.2	205	126	96	99	177
Frederick, Alex	2009	3.72	1-0	6-0	0	9.2	11	5	4	4	8
Frick, Talmadge	1962	6.00	0-0	6-0	NA	9.0	15	6	6	4	4
Gallagher, Glenn	1981	1.96	2-0	8-0	1	18.1	15	6	4	8	12
Gambrell, Sam	1957	5.63	0-2	5-3	NA	24.0	29	16	15	10	13
Gardner, Jack	1958	2.70	0-0	3-0	NA	3.1	2	2	1	4	2
Gerhardt, Rusty	1969-72	2.39	34-14	59-55	NA	384.1	254	132	102	163	382
Gibson, Nelson	1966-68	2.64	12-1	31-12	NA	112.2	92	51	33	39	80
Gilbert, Jeff	1981-83	3.10	21-5	42-36	1	246.2	198	99	85	96	134
Glaser, Nick	2000,01	3.20	4-5	51-3	16	81.2	83	36	29	39	84
Graham, Lindsay	1970-73	2.68	21-10	48-32	NA	235.0	193	82	70	75	151
Gray, Doug	1979	0.00	0-0	1-0	0	2.0	0	0	0	2	1
Gross, Jason	1988	27.00	0-0	2-0	0	1.0	0	3	3	4	0
Guin, Greg	1980,81	1.04	2-0	7-0	0	17.1	13	3	2	5	12
Gullickson, Craig	2008,09	4.19	5-2	28-6	0	53.2	61	32	25	23	43
Hackett, Roger	1982	3.45	1-0	14-3	2	31.1	37	16	12	12	14
Hahn, Jeff	2002-05	3.72	15-8	88-11	7	205.2	208	100	85	80	158
Harbeson, Gene	1961,62	3.51	3-4	13-8	NA	56.1	55	37	22	35	33
Harmann, Casey	2008,09	3.93	8-8	49-15	1	130.2	142	61	57	26	133
Harrelson, Paul	2000-03	3.70	10-4	78-3	14	109.1	121	56	45	34	83
Harrison, Donovan	1998	4.97	4-3	16-1	2	50.2	46	32	28	17	44
Hartnett, Jim	1981	7.36	0-1	9-0	1	18.1	21	18	15	16	1
Harvey, Kris	2003-05	5.82	15-5	40-33	1	159.1	179	112	103	82	126
Haselden, David	2009	4.58	1-0	7-2	0	17.2	21	10	9	1	16
Hauser, Scott	1995-97	5.40	11-6	50-17	0	143.1	155	99	86	55	76
Hawkins, Heyward	1962	12.00	0-0	1-0	NA	3.0	5	4	4	2	1
Heck, Chris	1999	2.23	6-1	18-0	5	32.1	29	10	8	15	26
Hendley, Bailey	1958-60	4.11	11-3	30-19	NA	133.2	116	78	61	86	105
Henrie, Matt	1999,01,02	3.28	19-8	44-28	3	183.2	177	89	67	55	136
Hess, David	1982	4.55	0-1	13-1	2	27.2	34	20	14	18	11
Hester, Ricky	1983	2.42	0-2	14-0	1	22.1	13	8	6	19	13
Hinson, Ryan	2006-09	3.69	15-8	85-27	2	219.1	213	120	90	97	200
Hogan, Patrick	2001-04	4.22	8-8	79-8	18	190.0	190	105	89	64	176
Holtz, Mike	1991-94	3.31	19-5	72-23	7	214.2	179	100	79	107	220
Hoover, Donnie	1982,83	4.31	7-8	38-11	4	117.0	121	74	56	46	48
Hourigan, Jeff	2002,03	5.04	1-2	23-3	3	44.2	47	27	25	16	45
Howard, Chris	2005,06	2.45	1-0	7-0	0	7.1	6	2	2	1	2
Hudgins, Tom	1968-70	3.97	10-9	34-18	NA	122.1	123	79	54	72	84
Huggins, Mike	1986,87,89	5.37	4-3	41-0	4	65.1	73	43	39	26	41
Humphries, Leonard	1954-56	NA	7-NA	25-20	NA	140.2	NA	NA	NA	NA	91
Jackson, Steven	2001-04	4.62	19-8	67-34	0	220.0	239	136	113	97	146
James, Bill	1966-68	2.59	7-3	28-10	NA	94.0	79	32	27	28	66
Jay, John	1984,85	7.00	1-1	15-8	2	36.0	43	34	28	36	27
Jaynes, Johnny	1968	18.00	0-0	1-0	NA	1.0	2	3	2	3	0
Jersild, Aaron	1988,90-92	3.66	17-7	75-23	8	199.1	186	104	81	85	139
Johnson, Laval	1967-69	3.24	4-5	21-13	NA	89.0	76	47	32	63	66
Jones, Johnny	1962	20.25	0-0	1-0	NA	1.1	3	3	3	3	0
Kendall, Chet	1990,91	2.72	4-1	28-0	2	49.2	32	19	15	28	49
Kenyon, Bobby	1978-80	3.34	18-10	44-31	1	212.2	190	99	79	71	136
Keppen, Jeff	1993,94	5.37	4-4	37-6	0	67.0	76	57	40	56	49
Key, Jimmy	1980-82	3.64	20-14	53-46	0	318.2	304	161	129	104	191
Kimbrell, Mike	1988-91	3.63	17-1	55-16	0	156.1	137	77	63	75	118
Koch, Billy	1994-96	3.74	21-9	51-44	1	276.2	215	148	115	131	338
Kopp, David	2005-07	4.18	16-8	60-32	1	228.1	233	131	106	76	167
Lakey, Ed	1958	4.12	6-2	16-8	NA	72.0	73	46	33	39	55
Lamb, Will	2009	2.45	0-0	15-1	1	22.0	22	6	6	8	11

Individual Career Pitching Stats (ACC Era)



Chuck Porter had a 24-6 record and 2.43 ERA in 270.0 innings pitched from 1974-76.

Player	Year(s)	ERA	W-L	G-S	SV	IP	H	R	ER	BB	SO
LaMura, B.J.	2000-02	5.48	6-2	43-8	1	88.2	84	63	54	54	96
Lawrimore, Wayne	1973	6.00	1-1	4-3	0	12.0	11	11	8	10	8
Lawton, John	1992	1.69	0-0	3-0	0	5.1	4	1	1	3	2
Laycock, Bobby	1983	3.14	1-0	7-1	0	14.1	17	10	5	14	2
Lee, Larry	1973,74	5.36	2-3	14-8	1	40.1	42	34	24	28	23
Lilley, Laurus	1979,80	10.38	0-2	6-0	0	8.2	13	12	10	5	4
Lodgek, Ed	1966,67	5.11	1-1	11-5	NA	37.0	33	23	21	30	24
Lombardi, Justin	1999,00	9.00	0-0	14-0	1	12.0	17	14	12	15	21
Lowell, Bob	1964,65,67	3.58	0-3	19-4	NA	50.1	56	36	20	27	24
Lowery, Phillip	1986-88	3.52	15-4	59-8	4	168.2	184	78	66	32	102
Lumsden, Tyler	2002-04	4.23	17-7	58-37	2	225.1	218	131	106	107	223
Lynn, Kevin	2000,01	4.34	7-4	40-9	1	105.2	122	59	51	32	96
Lyon, Tommy	1962,63	3.67	9-5	27-13	NA	122.2	133	73	50	39	76
Mahoney, Collin	2004	6.63	1-3	16-0	0	19.0	23	15	14	12	26
Mahony, Bob	1974-76	3.24	10-5	24-15	1	125.0	106	58	45	61	111
Malec, Mark	1975	2.65	1-0	5-1	1	17.0	10	5	5	15	14
Malkmus, David	1977	7.13	1-0	7-3	1	17.2	17	15	14	16	8
Mallon, Tom	1980-84	3.36	12-7	51-22	4	155.1	146	82	58	87	103
Marchal, Doug	1985-87	5.88	6-3	33-7	5	67.1	86	53	44	43	35
Markley, Jim	1960	0.00	0-0	1-0	NA	2.1	7	8	0	1	1
Martin, Alex	2006-08	6.39	3-0	32-0	0	31.0	38	24	22	17	20
Martin, Glenn	1981-83	4.57	5-4	35-0	1	65.0	72	37	33	34	32
Martin, Lynn	1981-83	4.42	2-7	53-0	7	77.1	80	48	38	34	44
Masone, Tony	1977	0.00	0-0	1-0	0	0.2	4	5	0	1	0
Matthews, Houston	1974,76,77	3.82	8-2	28-5	8	92.0	89	47	39	45	64
Matz, Brian	1994-96	4.43	8-1	51-9	4	107.2	110	63	53	47	84
Mazey, Randy	1985,86,88	5.51	7-1	22-13	0	96.1	104	71	59	55	47
McDonald, Leon	1957,58	4.82	1-2	11-3	NA	37.1	42	23	20	20	22
McKinney, Clinton	2008,09	6.00	4-0	28-0	0	36.0	44	32	24	15	25
Meekins, Larry	1974,75	2.80	8-4	32-6	5	112.2	98	48	35	42	71
Milchin, Mike	1987-89	2.79	7-3	46-5	13	90.1	62	37	28	40	102
Miller, David	1993	7.15	0-0	6-0	0	11.1	15	10	9	5	9
Miller, Scott	1991,92	3.44	19-4	33-26	2	178.0	171	88	68	84	134
Mishoe, Wayne	1974,75	2.70	1-0	4-0	0	3.1	2	1	1	2	0
Mitchell, D.J.	2007,08	3.40	11-5	35-21	0	151.0	145	72	57	56	155
Mitchell, John	1975	11.25	0-1	3-0	0	4.0	3	5	5	6	2
Moschella, Mike	1990,91	4.76	0-0	4-0	0	5.2	6	5	3	2	4
Moskos, Daniel	2005-07	3.25	10-13	81-10	16	149.2	148	63	54	67	147
Mottl, Ryan	1997-00	4.82	33-19	72-68	0	414.1	437	259	222	145	360
Mounce, Richard	2009	7.94	0-0	5-0	0	5.2	8	5	5	0	1
Murphy, Brett	2003	3.06	1-1	14-1	0	17.2	18	10	6	10	9
Murr, Jack	1974	2.71	4-4	11-11	0	63.0	49	26	19	41	33
Murray, Ken	1971	9.64	0-0	2-1	NA	4.2	6	5	5	3	4
Musselman, Ron	1976,77	2.64	20-5	31-29	0	228.1	176	84	67	95	185
Myers, Pete	1966,67	3.07	7-5	25-7	NA	85.0	76	36	29	30	68
Needham, Rick	1969	37.80	0-0	2-0	NA	1.2	4	8	7	5	0
O'Dell, Billy	1954	0.79	8-3	14-11	NA	91.1	56	26	8	35	111
Odle, Dennis	1971	3.06	1-1	5-3	NA	17.2	13	6	6	11	14
Olson, Dave	1961,62	5.63	6-6	21-11	NA	76.2	76	63	48	59	47
Owens, Randy	1973	3.24	1-0	9-2	0	33.1	24	17	12	25	18
Paradis, Mike	1997-99	5.42	11-3	41-29	0	171.0	169	124	103	104	164
Parker, Tim	1987,88,90	3.22	13-6	45-35	1	187.0	146	90	67	104	146
Parmer, Bill	1965-67	2.59	18-3	37-29	NA	194.2	149	73	56	118	155
Parrish, Scott	1981,83,84	2.86	21-3	40-32	1	226.1	187	92	72	110	124
Parsons, Jeff	1997	7.71	2-0	20-4	2	37.1	46	34	32	24	44
Pasqualini, Charlie	1959-61	6.28	2-2	20-3	NA	38.2	42	32	27	20	20

Player	Year(s)	ERA	W-L	G-S	SV	IP	H	R	ER	BB	SO
Paulling, Bob	1983,84	5.40	0-0	5-0	0	6.2	10	4	4	2	1
Pawlowski, John	1983-85	3.88	21-12	54-30	5	241.1	224	143	104	107	155
Pawlowski, John A.	1989-91	4.08	6-2	34-13	0	88.1	84	50	40	67	87
Peele, Tim	1988-91	4.60	11-1	71-4	6	107.2	102	66	55	68	83
Penale, Joe	1970	0.00	0-0	1-0	NA	3.0	4	0	0	4	2
Phillips, Chad	1990-93	3.51	17-3	57-19	7	187.1	189	89	73	56	140
Pomeranz, Mike	1987,88	6.13	5-4	24-13	1	72.0	70	55	49	63	51
Porter, Chuck	1974-76	2.43	24-6	40-34	0	270.0	204	95	73	113	173
Powers, Scott	1984	0.00	0-0	1-0	0	1.0	2	0	0	1	0
Proto, Mike	1998-01	4.96	2-0	56-8	1	101.2	111	66	56	45	95
Qualters, Tommy	1975-78	4.00	12-1	36-9	9	117.0	116	66	52	34	82
Quintrell, Randy	1974-77	3.19	20-10	43-33	3	231.0	216	104	82	117	109
Reba, Steve	1999-02	4.11	33-11	78-45	2	319.1	316	171	146	124	263
Rhue, Mike	1998,00	3.52	0-0	9-0	0	7.2	10	7	3	6	4
Rice, Tim	1981-84	4.05	13-6	50-18	3	164.1	158	104	74	48	97
Richard, Steve	2006	4.30	0-1	21-0	4	23.0	29	12	11	9	14
Rohrbaugh, Robert	2003-05	3.96	12-9	65-29	2	202.1	210	102	89	76	153
Roller, Jimmy	1959-61	2.94	9-6	36-13	NA	156.0	137	67	51	37	93
Roper, Doug	1996,99	5.46	1-0	16-0	1	28.0	29	19	17	8	21
Rothlin, Trent	2008	9.69	1-0	7-3	0	13.0	14	15	14	11	6
Russell, Don	1969	0.00	0-0	2-0	NA	3.1	4	0	0	2	1
Santivasci, Jerome	1985,87-89	2.88	15-6	70-2	9	153.0	143	59	49	59	122
Sarratt, Justin	2007-09	4.72	5-5	56-9	1	101.0	122	66	53	20	65
Sauve, Jeff	1992-95	4.09	18-7	73-16	2	204.2	201	115	93	73	154
Saylors, Robby	1954	NA	NA-NA	1-1	NA	NA	NA	NA	NA	NA	NA
Schmidt, Jarrod	2000-02	4.17	18-3	37-30	0	174.2	181	96	81	85	130
Schmitt, Paul	1977-79	4.41	6-2	30-4	3	81.2	83	50	40	27	34
Schnabel, Brock	2007,08	18.00	1-1	6-0	0	5.0	8	10	10	2	4
Scott, Ray	1996,97	6.80	3-1	24-3	0	43.2	63	35	33	16	32
Seybt, Paul	1994	1.50	0-0	7-0	0	12.0	13	2	2	4	4
Shealy, Don	1955-57	NA	4-NA	16-NA	NA	89.0	NA	NA	NA	NA	46
Shepard, David	1996	2.83	3-2	27-0	5	28.2	20	11	9	13	33
Sipp, Tony	2004	4.69	2-2	22-3	2	48.0	53	28	25	17	59
Smith, Dale	1963-65	3.66	9-6	30-12	NA	115.2	95	71	47	52	94
Snyder, Brian	1977-79	3.31	18-6	41-35	1	228.2	204	117	84	120	185
Sokohl, Jack	1969	27.00	0-1	3-2	NA	3.2	2	11	11	13	1
Spencer, Jeff	1978	6.00	0-0	1-0	1	3.0	2	2	2	0	1
Spire, Adam	1997,98	9.24	1-1	20-0	0	25.1	32	32	26	25	22
Sprouse, Dave	1959-61	3.73	5-6	23-9	NA	72.1	62	39	30	39	38
Stanley, John	1969	0.00	0-0	2-0	NA	3.0	1	0	0	1	3
Steele, Bill	1984-87	4.47	19-10	62-38	1	276.0	269	167	137	122	97
Stone, George	1984,85	3.38	16-9	31-28	0	208.0	205	108	78	56	150
Stoneburner, Graham	2008,09	4.59	13-9	36-21	1	135.1	148	82	69	40	123
Stowe, Harold	1957-59	2.32	24-13	49-31	NA	279.1	223	113	72	103	279
Sturgeon, Chris	1993	2.63	2-0	11-3	0	24.0	20	7	7	17	13
Sullivan, Mike	1977-79	2.65	20-3	36-31	0	203.2	169	82	60	78	153
Sutton, George	1966	3.00	2-0	2-2	NA	9.0	7	4	3	4	8
Taulbee, Andy	1992-94	3.16	27-8	63-39	4	279.1	265	133	98	73	235
Thraikill, Josh	2007,09	6.75	0-0	6-1	0	8.0	11	6	6	0	6
Toth, Bill	1954-56	NA	NA-NA	15-1	NA	NA	NA	NA	NA	NA	NA
Trado, Bill	1956	NA	0-4	6-NA	NA	32.1	28	21	NA	34	22
Trapp, Billy	1977-80	4.60	6-4	47-2	4	101.2	108	68	52	39	80
Tripp, David	1988-90	4.82	15-7	55-26	5	179.1	183	104	96	75	154
Trolia, Aaron	2003	8.87	0-1	18-1	0	23.1	38	27	23	9	24
Urrico, Anthony	2001	4.15	0-0	8-0	0	4.1	4	2	2	6	4
Van Volkenburg, Dave	1969-72	2.95	20-10	43-35	NA	222.2	193	104	73	98	195
Vaughn, Matt	2006-09	3.66	9-4	81-3	16	128.0	140	72	52	44	119
Vincent, Damon	1961-63	4.80	10-6	31-21	NA	148.0	127	95	79	117	148
Vining, Ken	1994-96	3.29	17-3	61-26	2	224.1	184	94	82	81	258
Waldrop, Kenny	1966	7.04	0-0	6-3	NA	15.1	13	12	12	15	9
Walker, Adam	2003,04	6.60	1-0	14-0	0	15.0	24	13	11	4	18
Watson, Charlie	1965-67	2.71	16-7	43-18	NA	186.0	136	70	56	79	186
Watson, Mark	1994,95	2.85	12-2	25-18	1	94.2	70	41	30	55	91
Weismann, Scott	2009	1.23	3-1	17-3	1	36.2	26	6	5	15	28
Welch, Scott	1986,87	8.15	1-0	19-0	2	35.1	46	33	32	16	20
Werner, Brian	1996,97	5.64	1-1	13-0	0	22.1	19	15	14	5	8
Whitaker, Oliver	1984-87	4.45	23-14	67-45	3	299.1	313	201	148	161	157
White, Matt	1996-98	5.39	9-4	41-18	1	137.0	157	107	82	72	114
Whitfield, Larry	1967	1.25	2-0	6-2	NA	21.2	15	3	3	8	8
Whitfield, Mike	1968-70	4.46	2-2	18-3	NA	42.1	44	27	21	15	21
Wiles, Lee	1982,83	4.50	7-4	36-10	3	84.0	86	53	42	57	55
Williams, Rodney	1993,95,96	4.23	2-1	44-0	0	55.1	56	31	26	26	44
Winchester, Scott	1993-95	1.70	13-5	87-0	34	132.2	89	37	25	47	122
Woessner, Dave	1977-79	3.53	11-6	47-2	14	104.2	105	53	41	44	60
Wolff, Billy	1982,84	8.44	0-1	11-1	1	10.2	13	11	10	5	7
Wrenn, David	1963,65	9.00	2-3	16-6	NA	40.0	53	46	40	43	37
Wyatt, Steve	1975,76	2.64	5-1	14-6	4	64.2	57	27	19	17	38
Zocchi, P.J.	2004-07	3.96	11-2	42-19	2	138.2	145	68	61	60	132
Zoltak, Matt	2007,08	6.04	5-3	37-4	0	50.2	58	37	34	27	30

ABCA

Year	Player	Pos.	*T
1947	Joe Landrum	P	1
1954	Billy O'Dell	P	2
1959	Doug Hoffman	OF	1
1960	Ty Cline	OF	1
	Dave Lynn	C	3
1965	Rusty Adkins	OF	2
1966	Rusty Adkins	2B	3
1967	Rusty Adkins	2B	1
1971	Rusty Gerhardt	P	2
1975	Denny Walling	OF	1
1976	Kurt Seibert	SS	3
1977	Dave Caldwell	OF	3
1980	Tim Teufel	2B	1
1985	Jim McCollom	1B	3
1986	Chuck Baldwin	1B	2
1988	Bert Heffernan	C	1
1989	Brian Barnes	P	1
1991	Jim Crowley	2B	1
	Eric Macrina	DH	2
1992	Kevin Northrup	OF	2
1994	Shane Monahan	OF	1
	Mike Hampton	3B	2
1995	Scott Winchester	P	1
	David Miller	1B	2
	Shane Monahan	OF	2
	Jason Dawsey	P	3
1996	Kris Benson	P	1
	Matthew LeCroy	C	2
1997	Matthew LeCroy	C	2
2001	Jeff Baker	3B	2
	Steve Reba	P	3

2002	Khalil Greene	SS	1
	Michael Johnson	1B	2
	Steve Reba	P	3
2005	Kris Harvey	DH	1
2006	Tyler Colvin	OF	2
	Andy D'Alessio	1B	2
	Josh Cribb	P	3

Academic

Year	Player	Pos.	*T
1995	Paul Galloway	3B	1

Baseball America

Year	Player	Pos.	*T
1986	Chuck Baldwin	1B	2
1988	Brian Barnes	P	2
1989	Brian Barnes	P	1
1990	Brian Kowitz	OF	2
1991	Jason Angel	P	2
	Jim Crowley	2B	2
1992	Kevin Northrup	OF	2
1994	Shane Monahan	OF	1
	Mike Hampton	3B	2
1995	Shane Monahan	OF	2
	Scott Winchester	P	2
	David Miller	1B	3
1996	Kris Benson	P	1
	Ken Vining	P	3
1997	Matthew LeCroy	C	1
1999	Patrick Boyd	OF	2
2001	Jeff Baker	3B	1
2002	Jeff Baker	3B	1
	Khalil Greene	SS	1

2004	Brad McCann	3B	3
2005	Kris Harvey	DH	2
2006	Tyler Colvin	OF	1
	Andy D'Alessio	1B	3

College Baseball Foundation

Year	Player	Pos.	*T
2006	Andy D'Alessio	1B	1

Collegiate Baseball

Year	Player	Pos.	*T
1991	Eric Macrina	DH	3
1992	Kevin Northrup	OF	3
1994	Mike Hampton	3B	1
	Shane Monahan	OF	2
1995	Shane Monahan	OF	1
	Scott Winchester	P	1
	Jason Dawsey	P	2
	David Miller	1B	3
1996	Kris Benson	P	1
1997	Matthew LeCroy	C	2
1998	Scott Clackum	P	2
2001	Jeff Baker	3B	1
	Steve Reba	P	3
2002	Khalil Greene	SS	1
	Jeff Baker	3B	3
	Michael Johnson	1B	3
	Steve Reba	P	3
2005	Taylor Harbin	2B	2
2006	Josh Cribb	P	2
	Andy D'Alessio	1B	3

Freshman

Year	Player	Pos.
1991	Billy McMillon	OF
1993	Shane Monahan	1B
	Scott Winchester	P
1995	Matthew LeCroy	C
1997	Ryan Mottl	P
1998	Patrick Boyd	OF
1999	Khalil Greene	3B
2000	Jeff Baker	SS
	Jarrod Schmidt	P
2003	Robert Rohrbaugh	P
2005	Brad Chalk	OF
	Taylor Harbin	2B
2008	Kyle Parker	OF/INF

NCBWA

Year	Player	Pos.	*T
1993	Billy McMillon	OF	1
	Chad Phillips	P	3
1994	Mike Hampton	3B	1
	Shane Monahan	OF	1
1995	Shane Monahan	OF	1
	David Miller	1B	2
	Gary Burnham	OF	3
	Jason Dawsey	P	3
1996	Kris Benson	P	1
	Billy Koch	P	2
	Matthew LeCroy	C	2
	Ken Vining	P	3
1997	Matthew LeCroy	C	1
1998	Ryan Mottl	P	3
1999	Kurt Bultmann	2B	2

	Patrick Boyd	OF	3
2000	Nick Glaser	P	3
2001	Jeff Baker	3B	2
	Casey Stone	OF	3
2002	Jeff Baker	3B	1
	Khalil Greene	SS	1
	Steve Reba	P	2
	Matt Henrie	P	3
2005	Kris Harvey	DH	3
2006	Tyler Colvin	OF	1
	Andy D'Alessio	1B	1
	Josh Cribb	P	3

Sporting News

Year	Player	Pos.	*T
1975	Denny Walling	OF	1
1980	Tim Teufel	2B	1
1987	Bill Spiers	SS	1
1997	Matthew LeCroy	C	2
1998	Scott Clackum	P	3

Note: No team selected from 1991-96,02-09.

Sports Weekly

Year	Player	Pos.	*T
2002	Khalil Greene	SS	1

* - team

Jeff Baker was a two-time All-American, including a first-team selection in 2002 when he hit .325 with 25 home runs, 87 RBIs, and 17 stolen bases.



Rusty Adkins, OF/2B

Second-Team ABCA, 1965; Third-Team ABCA, 1966; First-Team ABCA, 1967

Year	G	AB	R	H	2B	3B	HR	RBI	SB	BB	SO	Avg.
1965	30	126	30	56	10	4	3	25	12	12	0	.444
1966	29	121	39	44	5	6	2	17	9	20	7	.364
1967	38	149	40	50	7	7	6	24	17	27	9	.336
Totals	97	396	109	150	22	17	11	66	38	59	16	.379

Jason Angel, P

Second-Team Baseball America, 1991

Year	G	GS	CG	SH	SV	IP	H	R	ER	ERA	SO	BB	W-L	Pct.
1990	10	1	0	0	0	14.2	14	8	8	4.91	14	9	2-1	.667
1991	20	16	3	2	0	108.0	75	35	28	2.33	66	36	14-2	.875
1992	18	17	1	0	0	105.1	106	54	40	3.42	76	45	9-3	.750
Totals	48	34	4	2	0	228.0	195	97	76	3.00	156	90	25-6	.806

Jeff Baker, SS/3B

First-Team Baseball America, 2001; First-Team Collegiate Baseball, 2001; Second-Team ABCA, 2001; Second-Team Sporting News, 2001; Second-Team Sports Weekly, 2001; First-Team Baseball America, 2002; First-Team NCBWA, 2002; Third-Team Collegiate Baseball, 2002

Year	GP-S	AB	R	H	2B	3B	HR	TB	RBI	SB	BB	SO	Avg.
2000	68-67	275	54	86	16	0	11	135	64	4-4	26	54	.313
2001	60-60	233	66	86	13	2	23	172	75	5-9	38	38	.369
2002	68-67	265	71	86	12	2	25	177	87	17-24	40	59	.325
Totals	196-194	773	191	258	41	4	59	484	226	26-37	98	151	.334

Chuck Baldwin, 1B

Second-Team ABCA, 1986; Second-Team Baseball America, 1986

Year	G	AB	R	H	2B	3B	HR	RBI	SB	BB	SO	Avg.
1984	51	194	31	69	12	3	0	33	4-6	13	13	.356
1985	62	252	39	66	12	3	4	33	3-6	13	21	.262
1986	63	289	64	107	23	1	16	73	6-8	18	26	.370
1987	52	200	43	69	15	1	9	45	3-3	17	26	.345
Totals	228	935	177	311	62	8	29	184	16-23	61	86	.333

Brian Barnes, P

Second-Team Baseball America, 1988; First-Team ABCA, 1989; First-Team Baseball America, 1989

Year	G	GS	CG	SH	SV	IP	H	R	ER	ERA	SO	BB	W-L	Pct.
1986	15	10	1	0	1	71.0	57	44	29	3.68	53	61	3-2	.600
1987	18	17	5	1	0	120.2	109	50	41	3.06	112	61	12-3	.800
1988	22	19	6	0	1	137.2	124	74	51	3.33	140	62	13-2	.867
1989	23	19	9	1	1	146.0	89	52	36	2.22	208	66	16-3	.842
Totals	78	65	21	2	3	475.1	379	220	157	2.97	513	250	44-10	.815

Kris Benson, P

First-Team ABCA, 1996; First-Team Baseball America, 1996; First-Team Collegiate Baseball, 1996; First-Team NCBWA, 1996; First-Team Sporting News, 1996

Year	G	GS	CG	SH	SV	IP	H	R	ER	ERA	SO	BB	W-L	Pct.
1994	17	14	1	0	1	85.0	84	48	40	4.24	73	29	7-3	.700
1995	14	14	0	0	0	78.2	75	44	28	3.20	79	23	8-3	.727
1996	19	19	7	4	0	156.0	109	47	35	2.02	204	27	14-2	.875
Totals	50	47	8	4	1	319.2	268	139	103	2.90	356	79	29-8	.784

Patrick Boyd, OF

Second-Team Baseball America, 1999; Third-Team NCBWA, 1999

Year	GP-S	AB	R	H	2B	3B	HR	TB	RBI	SB	BB	SO	Avg.
1998	59-59	241	66	83	13	1	8	122	59	11-14	44	46	.344
1999	62-61	246	78	96	22	1	17	171	70	20-25	45	50	.390
2000	69-69	270	50	79	21	4	3	117	49	18-24	44	52	.293
2001	1-1	3	2	1	1	0	0	2	0	0-0	2	0	.333
Totals	191-190	760	196	259	57	6	28	412	178	49-63	135	148	.341

Kurt Bultmann, SS/2B

Second-Team NCBWA, 1999

Year	GP-S	AB	R	H	2B	3B	HR	TB	RBI	SB	BB	SO	Avg.
1996	63-55	194	34	59	10	0	5	84	27	2-4	25	28	.304
1997	60-60	253	69	88	31	1	16	169	61	3-5	30	42	.348
1998	58-58	234	57	70	18	1	10	120	54	2-4	32	32	.299
1999	68-68	272	73	89	23	2	12	152	72	6-7	46	40	.327
Totals	249-241	953	233	306	82	4	43	525	214	13-20	133	142	.321

Gary Burnham, OF

Third-Team NCBWA, 1995

Year	GP-S	AB	R	H	2B	3B	HR	TB	RBI	SB	BB	SO	Avg.
1994	15-15	47	9	13	3	0	0	16	9	1-1	13	8	.277
1995	66-66	241	61	83	27	4	8	142	62	5-11	46	29	.344
1996	68-68	241	62	70	24	4	6	120	56	2-6	61	40	.290
1997	64-64	266	83	104	23	2	15	176	82	2-4	37	28	.391
Totals	213-213	795	215	270	77	10	29	454	209	10-22	157	105	.340

Dave Caldwell, OF

Third-Team ABCA, 1977

Year	G	AB	R	H	2B	3B	HR	RBI	SB	BB	SO	Avg.
1975	36	125	21	35	7	4	2	23	2	12	20	.280
1976	50	196	39	63	13	8	9	49	2	36	32	.321
1977	41	162	43	46	10	0	7	34	6	28	24	.284
Totals	127	483	103	144	30	12	18	106	10	76	76	.298

Scott Clackum, P

Second-Team Collegiate Baseball, 1998; Third-Team Sporting News, 1998

Year	G	GS	CG	SH	SV	IP	H	R	ER	ERA	SO	BB	W-L	Pct.
1997	24	0	0	0	4	37.1	34	13	8	1.93	33	14	3-4	.429
1998	23	0	0	0	9	40.2	21	5	5	1.11	42	11	7-1	.875
Totals	47	0	0	0	13	78.0	55	18	13	1.50	75	25	10-5	.667

Ty Cline, OF/P

First-Team ABCA, 1960

Year	G	AB	R	H	2B	3B	HR	RBI	SB	BB	SO	Avg.
1959	31	135	34	44	7	3	1	22	10	12	11	.326
1960	22	89	26	31	5	5	0	14	12	13	4	.348
Totals	53	224	60	75	12	8	1	36	22	25	15	.335

Tyler Colvin, OF

First-Team Baseball America, 2006; First-Team NCBWA, 2006; Second-Team ABCA, 2006

Year	GP-S	AB	R	H	2B	3B	HR	TB	RBI	SB	BB	SO	Avg.
2004	52-31	128	21	37	10	0	2	53	19	4-5	11	16	.289
2005	65-65	258	51	73	22	2	5	114	53	12-15	14	31	.283
2006	69-69	281	64	100	22	5	13	171	70	23-27	28	42	.356
Totals	186-165	667	136	210	54	7	20	338	142	39-47	53	89	.315

Josh Cribb, P

Second-Team Collegiate Baseball, 2006; Third-Team ABCA, 2006; Third-Team NCBWA, 2006

Year	G	GS	CG	SH	SV	IP	H	R	ER	ERA	SO	BB	W-L	Pct.
2003	13	1	0	0	0	25.0	36	17	11	3.96	19	6	0-1	.000
2004	20	1	0	0	2	60.2	49	28	25	3.71	58	15	5-1	.833
2005	19	15	3	2	0	109.1	119	47	43	3.54	97	24	8-5	.615
2006	16	15	1	0	0	87.1	70	36	30	3.09	83	26	9-0	1.000
Totals	68	32	4	2	2	282.1	274	128	109	3.47	257	71	22-7	.759

Jim Crowley, 2B

First-Team ABCA, 1991; Second-Team Baseball America, 1991

Year	GP-S	AB	R	H	2B	3B	HR	TB	RBI	SB	BB	SO	Avg.
1988	48-21	89	15	22	4	0	2	32	6	6-7	17	26	.247
1989	66-66	230	49	69	16	1	10	117	60	5-6	35	39	.300
1990	65-65	251	56	82	15	0	14	139	54	7-9	32	39	.327
1991	68-68	256	79	98	22	0	17	171	77	5-9	39	45	.383
Totals	247-220	826	199	271	57	1	43	459	197	23-31	123	149	.328

Andy D'Alessio, 1B

First-Team College Baseball Foundation, 2006; First-Team NCBWA, 2006; Second-Team ABCA, 2006; Third-Team Baseball America, 2006; Third-Team Collegiate Baseball, 2006

Year	GP-S	AB	R	H	2B	3B	HR	TB	RBI	SB	BB	SO	Avg.
2004	60-51	180	29	60	10	0	4	82	22	2-2	35	47	.333
2005	65-60	210	36	58	14	1	15	119	60	1-4	29	61	.276
2006	69-69	250	55	78	15	0	23	162	85	7-8	30	60	.312
2007	59-59	213	49	68	12	2	17	135	50	1-3	33	49	.319
Totals	253-239	853	169	264	51	3	59	498	217	11-17	127	217	.309



Doug Hoffman was an ABCA First-Team All-American in 1959 during Clemson's second College World Series season.

Khalil Greene, 3B/SS

First-Team ABCA, 2002; First-Team Baseball America, 2002; First-Team Collegiate Baseball, 2002; First-Team NCBWA, 2002; First-Team Sports Weekly, 2002

Year	GP-S	AB	R	H	2B	3B	HR	TB	RBI	SB	BB	SO	Avg.
1999	69-68	274	58	98	20	1	8	144	69	9-12	31	58	.358
2000	69-69	269	59	98	24	3	5	143	64	12-16	42	39	.364
2001	63-63	241	55	73	18	2	12	131	52	17-21	24	41	.303
2002	71-71	285	93	134	33	1	27	250	91	17-18	46	22	.470
Totals	272-271	1069	265	403	95	7	52	668	276	55-67	143	160	.377

Mike Hampton, 3B

First-Team Collegiate Baseball, 1994; First-Team NCBWA, 1994;
Second-Team ABCA, 1994; Second-Team Baseball America, 1994

Year	GP-S	AB	R	H	2B	3B	HR	TB	RBI	SB	BB	SO	Avg.
1993	46-31	130	29	33	13	2	3	59	22	3-5	13	29	.254
1994	75-75	287	84	109	21	4	11	171	70	39-47	47	43	.380
Totals	121-106	417	113	142	34	6	14	230	92	42-52	60	72	.341

Taylor Harbin, 2B

Second-Team Collegiate Baseball, 2005

Year	GP-S	AB	R	H	2B	3B	HR	TB	RBI	SB	BB	SO	Avg.
2005	66-66	274	64	94	28	4	10	160	63	4-7	12	25	.343
2006	64-64	254	54	81	20	2	9	132	47	13-14	15	21	.319
2007	64-63	253	42	75	19	1	11	129	62	14-18	14	20	.296
Totals	194-193	781	160	250	67	7	30	421	172	31-39	41	66	.320

Kris Harvey, DH

First-Team ABCA, 2005; Second-Team Baseball America, 2005; Third-Team NCBWA, 2005

Year	GP-S	AB	R	H	2B	3B	HR	TB	RBI	SB	BB	SO	Avg.
2003	25-13	29	8	8	1	0	2	15	11	0-0	2	4	.276
2004	61-59	209	38	70	16	0	8	110	41	4-8	15	31	.335
2005	65-65	249	61	85	11	0	25	171	70	1-2	16	44	.341
Totals	151-137	487	107	163	28	0	35	296	122	5-10	33	79	.335

Bert Heffernan, C

First-Team ABCA, 1988

Year	G	AB	R	H	2B	3B	HR	RBI	SB	BB	SO	Avg.
1985	65	245	60	85	13	2	9	49	9-13	45	38	.347
1986	61	242	64	80	17	3	8	58	11-15	55	22	.331
1987	65	242	68	81	15	3	4	41	13-19	45	32	.335
1988	68	264	93	89	18	6	6	47	21-24	62	27	.337
Totals	259	993	285	335	63	14	27	195	54-71	207	119	.337

Matt Henrie, P

Third-Team NCBWA, 2002

Year	G	GS	CG	SH	SV	IP	H	R	ER	ERA	SO	BB	W-L	Pct.
1999	5	0	0	0	0	3.1	6	5	5	13.50	1	6	0-0	----
2001	18	10	0	0	2	67.2	59	32	23	3.06	54	24	6-3	.667
2002	21	18	0	0	1	112.2	112	52	39	3.12	81	25	13-5	.722
Totals	44	28	0	0	3	183.2	177	89	67	3.28	136	55	19-8	.704

Doug Hoffman, OF

First-Team ABCA, 1959

Year	AB	R	H	2B	3B	HR	RBI	SB	BB	SO	Avg.
1957	60	11	9	3	1	2	6	2	14	17	.150
1958	114	23	27	2	2	2	16	4	9	27	.237
1959	105	31	33	3	5	4	25	11	33	22	.314
Totals	279	65	69	8	8	8	47	17	56	66	.247

Michael Johnson, 1B

Second-Team ABCA, 2002; Third-Team Collegiate Baseball, 2002

Year	GP-S	AB	R	H	2B	3B	HR	TB	RBI	SB	BB	SO	Avg.
2000	44-32	121	27	37	9	2	3	59	27	2-4	13	34	.306
2001	62-58	218	58	70	13	1	18	139	54	11-11	43	50	.321
2002	71-71	263	62	101	19	1	25	197	81	11-14	50	46	.384
2003	58-58	198	54	67	11	0	12	114	51	1-2	63	38	.338
Totals	235-219	800	201	275	52	4	58	509	213	25-31	169	168	.344

Billy Koch, P

Second-Team NCBWA, 1996

Year	G	GS	CG	SH	SV	IP	H	R	ER	ERA	SO	BB	W-L	Pct.
1994	16	14	1	0	0	78.0	72	57	40	4.62	75	34	4-2	.667
1995	16	14	0	0	0	87.0	70	45	36	3.72	111	37	7-2	.778
1996	19	16	2	0	1	111.2	73	46	39	3.14	152	60	10-5	.667
Totals	51	44	3	0	1	276.2	215	148	115	3.74	338	131	21-9	.700

Brian Kowitz, OF

Second-Team Baseball America, 1990

Year	G	AB	R	H	2B	3B	HR	RBI	SB	BB	SO	Avg.
1988	60	179	30	49	16	1	2	21	16-19	20	21	.274
1989	68	267	61	72	15	4	4	43	26-29	46	27	.270
1990	66	253	87	102	22	6	3	60	34-42	44	20	.403
Totals	194	699	178	223	53	11	9	124	76-90	110	68	.319

Joe Landrum, P

First-Team ABCA, 1947

Year	IP	H	R	ER	ERA	SO	BB	W-L	Pct.
1946	104.0	72	31	12	1.04	97	22	10-2	.833
1947	117.0	90	48	29	2.23	98	18	12-2	.857
Totals	221.0	162	79	41	2.18	195	40	22-4	.846

Matthew LeCroy, C

Second-Team ABCA, 1996; Second-Team NCBWA, 1996;

First-Team Baseball America, 1997; First-Team NCBWA, 1997; Second-Team ABCA, 1997;

Second-Team Collegiate Baseball, 1997; Second-Team Sporting News, 1997

Year	GP-S	AB	R	H	2B	3B	HR	TB	RBI	SB	BB	SO	Avg.
1995	68-68	255	55	85	18	0	15	148	72	0-4	34	57	.333
1996	67-67	244	61	77	18	0	14	137	57	3-4	44	35	.316
1997	64-64	237	62	85	12	1	24	171	79	5-7	53	34	.359
Totals	199-199	736	178	247	48	1	53	456	208	8-15	131	126	.336

Dave Lynn, C

Third-Team ABCA, 1960

Year	G	AB	R	H	2B	3B	HR	RBI	SB	BB	SO	Avg.
1959	1	2	1	1	0	0	1	2	0	1	0	.500
1960	22	89	21	32	3	2	8	31	1	8	10	.360
1961	22	72	20	24	4	0	6	21	1	22	13	.333
Totals	45	163	42	57	7	2	15	54	2	31	23	.350

Eric Macrina, DH

Second-Team ABCA, 1991; Third-Team Collegiate Baseball, 1991

Year	GP-S	AB	R	H	2B	3B	HR	TB	RBI	SB	BB	SO	Avg.
1988	25-11	46	8	8	3	0	3	20	6	1-1	8	10	.174
1989	54-39	152	35	40	8	4	6	74	33	3-5	18	42	.263
1990	53-50	189	38	64	11	1	18	131	69	1-2	24	44	.339
1991	69-68	260	67	87	18	1	24	179	84	3-4	37	69	.335
Totals	201-168	647	148	199	40	6	51	404	192	8-12	87	165	.308

Brad McCann, 3B

Third-Team Baseball America, 2004

Year	GP-S	AB	R	H	2B	3B	HR	TB	RBI	SB	BB	SO	Avg.
2003	60-60	251	44	87	21	1	9	137	67	2-4	12	43	.347
2004	63-63	253	64	96	20	0	16	164	65	6-10	36	43	.379
Totals	123-123	504	108	183	41	1	25	301	132	8-14	48	86	.363

Jim McCollom, 1B

Third-Team ABCA, 1985

Year	G	AB	R	H	2B	3B	HR	RBI	SB	BB	SO	Avg.
1982	56	186	41	50	9	2	11	37	1-2	26	30	.269
1983	51	190	50	66	15	4	9	51	5-6	25	26	.347
1984	55	203	53	71	13	2	11	54	7-7	32	25	.350
1985	64	251	59	98	19	4	21	76	7-11	33	23	.390
Totals	226	830	203	285	56	12	52	218	20-26	116	104	.343

Billy McMillon, OF/1B

First-Team NCBWA, 1993

Year	GP-S	AB	R	H	2B	3B	HR	TB	RBI	SB	BB	SO	Avg.
1991	65-54	202	75	79	26	4	10	143	48	12-17	41	21	.391
1992	32-31	113	34	42	8	3	4	68	27	6-11	21	22	.372
1993	57-57	212	64	80	21	1	5	118	30	11-17	47	30	.377
Totals	154-142	527	173	201	55	8	19	329	105	29-45	109	73	.381

David Miller, 1B/OF

Second-Team ABCA, 1995; Second-Team NCBWA, 1995;

Third-Team Baseball America, 1995; Third-Team Collegiate Baseball, 1995

Year	GP-GS	AB	R	H	2B	3B	HR	TB	RBI	SB	BB	SO	Avg.
1993	44-18	85	12	23	3	1	0	28	12	1-1	4	11	.271
1994	71-71	288	52	90	13	4	1	114	59	23-31	36	31	.313
1995	68-68	271	79	103	14	10	9	164	78	27-32	44	36	.380
Totals	183-157	644	143	216	30	15	10	306	149	51-64	84	78	.335

Shane Monahan, OF

First-Team ABCA, 1994; First-Team Baseball America, 1994; First-Team NCBWA, 1994;

Second-Team Collegiate Baseball, 1994; First-Team Collegiate Baseball, 1995; First-Team NCBWA, 1995; Second-Team ABCA, 1995; Second-Team Baseball America, 1995

Year	GP-S	AB	R	H	2B	3B	HR	TB	RBI	SB	BB	SO	Avg.
1993	65-65	253	56	94	15	7	9	150	64	17-21	20	49	.372
1994	75-75	330	97	137	23	9	11	211	53	23-31	36	33	.415
1995	67-67	273	82	106	22	5	12	174	52	21-28	44	37	.388
Totals	207-207	856	235	337	60	21	32	535	169	61-80	100	119	.394

Ryan Mottl, P

Third-Team NCBWA, 1998

Year	G	GS	CG	SH	SV	IP	H	R	ER	ERA	SO	BB	W-L	Pct.
1997	16	16	2	0	0	106.2	113	63	56	4.73	99	33	10-3	.769
1998	16	16	1	0	0	101.0	101	62	54	4.81	96	31	9-4	.692
1999	19	17	1	0	0	99.2	120	82	68	6.14	84	53	4-8	.333
2000	21	19	2	1	0	107.0	103	52	44	3.70	81	28	10-4	.714
Totals	72	68	6	1	0	414.1	437	259	222	4.82	360	145	33-19	.635

Kevin Northrup, OF

Second-Team ABCA, 1992; Second-Team Baseball America, 1992; Third-Team Collegiate Baseball, 1992

Year	GP-S	AB	R	H	2B	3B	HR	TB	RBI	SB	BB	SO	Avg.
1989	35-14	66	12	14	2	0	1	20	5	3-5	16	19	.212
1990	53-46	173	35	53	10	0	7	84	33	12-12	15	28	.306
1991	67-66	254	72	89	20	9	5	142	48	21-22	31	32	.350
1992	64-64	249	67	95	23	2	9	149	64	47-55	51	31	.382
Totals	219-190	742	186	251	55	11	22	395	150	83-94	113	110	.338

Billy O'Dell, P

Second-Team ABCA, 1954

Year	G	GS	CG	SH	SV	IP	H	R	ER	ERA	SO	BB	W-L	Pct.
1952	10	7	4			56.0	48	36	18	2.89	16	81	5-2	.714
1953	11	8	6			72.1	25	22	11	1.36	32	108	6-3	.667
1954	14	11	9			91.1	56	26	8	0.79	35	111	8-3	.727
Totals	35	26	19			219.2	129	84	37	1.51	83	300	19-8	.704

Chad Phillips, P/OF

Third-Team NCBWA, 1993

Year	G	GS	CG	SH	SV	IP	H	R	ER	ERA	SO	BB	W-L	Pct.
1990	15	0	0	0	2	25.0	24	13	11	3.96	17	5	1-0	1.000
1991	13	3	0	0	2	37.2	40	23	16	3.82	25	16	1-0	1.000
1992	13	1	0	0	3	34.0	32	18	16	4.24	29	11	3-1	.750
1993	16	15	1	0	0	90.2	93	35	30	2.98	69	24	12-2	.857
Totals	57	19	1	0	7	187.1	189	89	73	3.51	140	56	17-3	.850

Year	GP-S	AB	R	H	2B	3B	HR	TB	RBI	SB	BB	SO	Avg.
1990	38-9	44	6	13	5	0	0	18	4	1-1	8	4	.295
1991	45-12	63	15	25	3	0	1	31	14	3-4	11	3	.397
1992	43-40	153	25	44	8	3	2	64	25	6-7	8	25	.288
1993	42-21	42	5	12	3	0	1	18	5	0-0	1	5	.286
Totals	168-82	302	51	94	19	3	4	131	48	10-12	28	37	.311

Steve Reba, P

Third-Team ABCA, 2001; Third-Team Collegiate Baseball, 2001; Second-Team NCBWA,

2002; Third-Team ABCA, 2002; Third-Team Collegiate Baseball, 2002

Year	G	GS	CG	SH	SV	IP	H	R	ER	ERA	SO	BB	W-L	Pct.
1999	21	7	0	0	0	56.2	78	49	47	7.46	45	34	5-4	.555
2000	19	2	0	0	2	42.0	33	16	13	2.79	33	15	3-0	1.000
2001	18	17	2	1	0	108.0	84	39	31	2.58	103	31	12-3	.800
2002	20	19	1	0	0	112.2	121	67	55	4.39	82	44	13-4	.765
Totals	78	45	3	1	2	319.1	316	171	146	4.11	263	124	33-11	.750

Kurt Seibert, SS

Third-Team ABCA, 1976

Year	G	AB	R	H	2B	3B	HR	RBI	SB	BB	SO	Avg.
1974	28	95	22	30	3	2	0	13	4	17	9	.316
1975	43	153	48	49	8	2	0	13	21	39	17	.320
1976	44	160	43	55	5	2	2	13	13	50	12	.344
Totals	115	408	113	134	16	6	2	39	38	106	38	.328

Bill Spiers, SS

First-Team Sporting News, 1987

Year	G	AB	R	H	2B	3B	HR	RBI	SB	BB	SO	Avg.
1985	47	171	31	65	10	1	0	22	9	9	10	.380
1986	62	258	73	83	11	5	12	53	35	35	40	.322
1987	64	252	65	73	13	11	5	44	16	31	26	.290
Totals	173	681	169	221	34	17	17	119	60	75	76	.325

Casey Stone, OF

Third-Team NCBWA, 2001

Year	GP-S	AB	R	H	2B	3B	HR	TB	RBI	SB	BB	SO	Avg.
1998	45-15	86	18	23	3	1	0	28	14	2-2	8	12	.267
1999	49-24	104	22	25	4	0	0	29	17	7-9	18	9	.240
2000	69-69	272	65	97	11	3	1	117	51	25-30	23	15	.357
2001	62-62	274	63	103	17	2	2	130	49	25-30	13	10	.376
Totals	225-170	736	168	248	35	6	3	304	131	59-71	62	46	.337

Tim Teufel, 2B

First-Team Sporting News, 1980

Year	G	AB	R	H	2B	3B	HR	RBI	SB	BB	SO	Avg.
1979	55	197	58	69	14	3	13	50	13	29	32	.350
1980	46	168	44	65	16	1	11	66	13	43	14	.387
Totals	101	365	102	134	30	4	24	116	26	72	46	.367

Ken Vining, P

Third-Team Baseball America, 1996; Third-Team NCBWA, 1996

Year	G	GS	CG	SH	SV	IP	H	R	ER	ERA	SO	BB	W-L	Pct.
1994	20	1	0	0	0	40.1	39	22	18	4.02	45	18	3-0	1.000
1995	22	9	0	0	2	69.0	53	29	26	3.39	78	25	4-0	1.000
1996	19	16	3	2	0	115.0	92	43	38	2.97	135	38	10-3	.769
Totals	61	26	3	2	2	224.1	184	94	82	3.29	258	81	17-3	.850

Denny Walling, OF


First-Team Sporting News, 1975

Year	G	AB	R	H	2B	3B	HR	RBI	SB	BB	SO	Avg.
1975	38	140	46	59	9	3	13	60	11	31	12	.421

Scott Winchester, P

First-Team ABCA, 1995; First-Team Collegiate Baseball, 1995; Second-Team Baseball America, 1995

Year	G	GS	CG	SH	SV	IP	H	R	ER	ERA	SO	BB	W-L	Pct.
1993	26	0	0	0	10	48.1	36	22	14	2.61	42	16	4-1	.800
1994	28	0	0	0	10	38.2	30	10	8	1.86	38	15	5-2	.714
1995	33	0	0	0	14	45.2	23	5	3	0.59	42	16	4-2	.667
Totals	87	0	0	0	34	132.2	89	37	25	1.70	122	47	13-5	.722



Tim Teufel, who batted .387 with 11 homers and 66 RBIs, was a first-team All-American in 1980.



Honors & Awards

ACC Athlete-of-the-Year

1996 - Kris Benson, P

ACC Coach-of-the-Year

1988 - Bill Wilhelm
1991 - Bill Wilhelm
1994 - Jack Leggett
1995 - Jack Leggett
2006 - Jack Leggett

ACC Player-of-the-Week

1989 - Brian Barnes, P (5/8)
Brian Barnes, P (5/22)
1990 - Tim Parker, P (4/24)
1991 - Jason Angel, P (4/29)
Mike Spiers, OF (5/13)
1992 - Keith Williams, OF (3/16)
Kevin Northrup, OF (3/23)
Joe Taylor, 2B (4/13)
1993 - Billy McMillon, 1B (3/1)
Jeff Morris, 2B (5/10)
1994 - Andy Taulbee, P (2/14)
Andy Taulbee, P (2/21)
Scott Winchester, P (4/4)
Mike Holtz, P (4/11)
David Miller, 1B (4/18)
Scott Winchester, P (5/2)
Mike Hampton, 3B (5/16)
Shane Monahan, OF (5/23)
Ken Vining, P (5/23)
1995 - David Miller, 1B (3/6)
Jason Dawsey, P (3/13)
Shane Monahan, OF (3/13)
David Miller, 1B (4/4)
Jason Dawsey, P (4/10)
Jamie Eggleston, P (5/1)
1996 - Kris Benson, P (2/26)
Kris Benson, P (3/11)
Kris Benson, P (3/25)
Kris Benson, P (4/15)
Kris Benson, P (4/29)
Kris Benson, P (5/6)
Billy Koch, P (5/6)
1997 - Matthew LeCroy, C (2/24)
1998 - Ryan Mottl, P (3/2)
Patrick Boyd, OF (3/9)
Matt Padgett, OF (4/6)
Brian Ellis, C (4/20)
Ryan Mottl, P (4/27)
1999 - Jason Harris, 1B (4/12)
Chris Heck, P (4/26)
2000 - Scott Berney, P (2/28)
Scott Berney, P (3/6)
Ryan Mottl, P (4/10)
Nick Glaser, P (4/17)
Khalil Greene, 3B (5/8)
2001 - Ryan Riley, 2B (2/26)
Matt Henrie, P (3/19)
Steve Reba, P (4/23)
Matt Henrie, P (5/7)
Steve Reba, P (5/14)
Khalil Greene, SS (5/14)
2002 - Jeff Baker, 3B (2/25)
Michael Johnson, 1B (3/4)
Khalil Greene, SS (3/18)
Khalil Greene, SS (4/29)
Khalil Greene, SS (5/6)
2003 - Tyler Lumsden, P (3/3)
Tyler Lumsden, P (3/10)
Paul Harrelson, P (4/28)
Michael Johnson, 1B (4/28)
Garrick Evans, OF (5/19)
Patrick Hogan, P (5/19)
2004 - Brad McCann, 3B (3/1)
Kris Harvey, P (4/5)
Garrick Evans, OF (4/19)
2005 - Kris Harvey, DH (3/21)
Stephen Faris, P (4/18)
Taylor Harbin, 2B (4/25)
Josh Cribb, P (5/16)
Josh Cribb, P (5/23)
Kris Harvey, DH (5/23)

2006 - Tyler Colvin, OF (3/27)
Andy D'Alessio, 1B (4/3)
Josh Cribb, P (4/10)
Marquez Smith, 3B (5/1)
Andy D'Alessio, 1B (5/15)
Tyler Colvin, OF (5/22)
2007 - Doug Hogan, C (4/30)
Marquez Smith, 3B (5/7)
Andy D'Alessio, 1B (5/14)
2008 - Graham Stoneburner, P (3/24)
Ryan Hinson, P (3/31)
Kyle Parker, OF/INF (4/28)
2009 - Justin Sarratt, P (4/6)
Chris Dwyer, P (4/13)
Kyle Parker, OF (4/13)
Jeff Schaus, OF (4/27)

ACC Player-of-the-Year

1973 - Craig White, OF
1974 - Steve Cline, P
1975 - Denny Walling, OF
1976 - Chuck Porter, P
1985 - Jim McCollom, 1B
1986 - Chuck Baldwin, 1B
1989 - Brian Barnes, P
1990 - Brian Kowitz, OF
1995 - Shane Monahan, OF
1996 - Kris Benson, P
2002 - Khalil Greene, SS

ACC Rookie-of-the-Year

1995 - Matthew LeCroy, C
1998 - Patrick Boyd, OF

ACC Tournament MVP

1989 - Brian Barnes, P
1991 - Michael Spiers, OF
1993 - Jeff Morris, 2B
1994 - Shane Monahan, OF
2006 - Tyler Colvin, OF

All-ACC Tournament

1987 - Chuck Baldwin, 2B
Bert Heffernan, C
1988 - Brian Kowitz, DH
1989 - Brian Barnes, P
Rusty Charpia, SS
Brian Kowitz, OF
Mike Milchin, 1B
Henry Threadgill, 2B
1990 - Brian Kowitz, OF
Tim Rigsby, SS
1991 - Jason Angel, P
Jim Crowley, 2B
Eric Macrina, DH
Scott Miller, P
Michael Spiers, OF
1992 - Aaron Jersild, P
Kevin Northrup, OF
Joe Taylor, 2B
1993 - Billy McMillon, OF
Jeff Morris, 2B
Andy Taulbee, P
Keith Williams, OF
1994 - Mike Hampton, 3B
Shane Monahan, OF
Ken Vining, P
1995 - Gary Burnham, OF
Paul Galloway, 3B
Ken Vining, P
1996 - Jason Embler, 1B
Doug Livingston, 2B
1997 - Gary Burnham, OF
1999 - Patrick Boyd, OF
Khalil Greene, 3B
2000 - Jeff Baker, UT/DH
Patrick Boyd, OF
Khalil Greene, 3B
Ryan Mottl, P
2002 - Khalil Greene, SS
Michael Johnson, 1B
Steve Reba, P

2004 - Brad McCann, 3B
Travis Storrer, 2B
2005 - Josh Cribb, P
2006 - Brad Chalk, OF
Sean Clark, P
Tyler Colvin, OF
Taylor Harbin, 2B
D.J. Mitchell, OF
Marquez Smith, 3B
2007 - David Kopp, P
2009 - Wilson Boyd, OF
Casey Harman, P

All-Atlantic Region

1954 - Doug Kingsmore, OF
Billy O'Dell, P
1958 - Harold Stowe, P
* Fred DeBerry, 1B
* Bailey Hendley, OF
* Bud Spiers, SS
1959 - Doug Hoffman, OF
Harold Stowe, P
1960 - Ty Cline, OF
Dave Lynn, C
1965 - Rusty Adkins, OF
Jack McCall, SS
1966 - Rusty Adkins, 2B
1967 - Rusty Adkins, 2B
** Garry Helms, SS
1971 - Rusty Gerhardt, P
Craig White, OF
1973 - Craig White, OF
* Lin Hamilton, C
* Richard Haynes, 2B
1974 - Lin Hamilton, C
* Smiley Sanders, OF
Denny Walling, CF
Chuck Porter, P
Kurt Siebert, SS
1977 - Dave Caldwell, OF
Bill Foley, C
1978 - Dave Buffamoyer, DH
Tony Masone, OF
Neil Simons, OF
Mike Sullivan, P
Billy Weems, OF
1979 - Dave Buffamoyer, C
Tony Masone, OF
Neil Simons, OF
Mike Sullivan, P
Mike Brown, P
Neil Simons, OF
Tim Teufel, 2B
1983 - Bob Paulling, 1B
1985 - Jim McCollom, 1B
Chuck Baldwin, 1B
1987 - Bill Spiers, SS
1989 - Brian Barnes, P
Brian Kowitz, OF
1990 - Jim Crowley, 2B
Eric Macrina, DH
Billy McMillon, OF
* Joe DeBerry, DH
* Eric Macrina, 1B
1992 - Kevin Northrup, OF
Jeff Morris, 2B
Keith Williams, OF
* Billy McMillon, OF
* Shane Monahan, 1B
1994 - Mike Hampton, 3B
Shane Monahan, OF
* Andy Taulbee, P
Jason Dawsey, P
David Miller, 1B
Shane Monahan, OF
Scott Winchester, P
* Gary Burnham, OF
* Matthew LeCroy, C
Kris Benson, P
1996 - Matthew LeCroy, C
Matthew LeCroy, C
1997 - Matthew LeCroy, C
* Gary Burham, OF

1998 - Scott Clackum, P
Matt Padgett, OF
1999 - Patrick Boyd, OF
2000 - ** Jeff Baker, SS
2001 - Jeff Baker, 3B
Steve Reba, P
2002 - Khalil Greene, SS
Michael Johnson, 1B
Steve Reba, P
* Jeff Baker, 3B
2003 - Michael Johnson, 1B
2005 - Kris Harvey, DH
* Taylor Harbin, 2B
2006 - Tyler Colvin, OF
Josh Cribb, P
Andy D'Alessio, 1B
* - second team; ** - third team

All-College World Series

1959 - Harold Stowe, P
1959 - Bailey Hendley, P/OF
1959 - Doug Hoffman, OF
1977 - Dave Caldwell, OF
2002 - Michael Johnson, 1B

Bob Bradley Award (South Carolina Series MVP)

2001 - Jeff Baker, 3B
2002 - Michael Johnson, 1B
2003 - Michael Johnson, 1B
2004 - Herman Demmink, 2B
2005 - Tyler Colvin, OF
2006 - Daniel Moskos, P
2007 - Wilson Boyd, OF
2008 - Wilson Boyd, OF
2009 - Kyle Parker, OF

Clemson Athletic Hall of Fame Members

1973 - Frank Howard, HC
Billy O'Dell, P
1974 - Joe Landrum, P
1977 - Rusty Adkins, OF
Frank Gillespie, 1B
Ty Cline, OF
Ray Mathews, OF
1979 - Jess Neely, HC
Flint Rhem, P
Harold Stowe, P
1980 - Doug Hoffman, OF
Suzie Owens
1981 - John Heisman, HC
1982 - Rusty Gerhardt, P
1984 - Walter Cox, HC
Dick Hendley, C
1985 - Doug Kingsmore, OF
1988 - Bob Smith, HC
Craig White, OF
1991 - Dude Buchanan, 1B
1993 - Gene Moore, C
1994 - Bob Paulling, 1B
Dewey Quinn, 3B
1997 - Neil Simons, OF

1998 - Bill Spiers, SS
1999 - Jimmy Key, P
2002 - Bert Heffernan, C
2003 - Smiley Sanders, OF
2004 - Brian Barnes, P
2005 - Kris Benson, P
2007 - Khalil Greene, 3B/SS
2008 - Billy Wingo, 2B
Note: List only includes baseball players/coaches; year denotes year inducted.

Dedication Award (Strength Training)

1995 - Scott Winchester, P
1996 - Gary Burnham, OF
1997 - Gary Burnham, OF
1998 - Matt Padgett, OF
1999 - Jason Harris, 1B
2000 - Brian Ellis, C
2001 - B.J. LaMura, P
2002 - Khalil Greene, SS
2003 - Herman Demmink, 2B
Kyle Frank, OF
2004 - Herman Demmink, 2B
2005 - Herman Demmink, 3B
2006 - Herman Demmink, 3B
2007 - Chris Fidrych, P
2008 - Doug Hogan, C
2009 - Justin Sarratt, P

Mitchell Award (Most Valuable Player)

1962 - Buddy Nixon, 1B
1963 - Dave Ellison, OF
1964 - Ben Marsella, 3B
1965 - Tommy Chapman, P
1966 - Ellis Dantzier, 1B
1967 - Rusty Adkins, 2B
1968 - Nelson Gibson, P
1969 - Craig White, OF
1970 - Rusty Gerhardt, P
1971 - Rusty Gerhardt, P
1972 - Rusty Gerhardt, P
1973 - Craig White, OF
1974 - Steve Cline, P
1975 - Denny Walling, OF
1976 - Chuck Porter, P
1977 - Bill Foley, C
1978 - Tony Masone, OF
1979 - David Buffamoyer, C
1980 - Tim Teufel, 2B
1981 - Greg Guin, 1B
1982 - Jimmy Key, P/DH
1983 - Bob Paulling, 1B
1984 - Chuck Baldwin, 2B
1985 - Jim McCollom, 1B
1986 - Chuck Baldwin, 1B
1987 - Steve Baucom, 3B
1988 - Jerry Brooks, 3B
1989 - Henry Threadgill, 2B
1990 - Brian Kowitz, OF
1991 - Todd Stefan, SS



Wilson Boyd, a fifth-year senior on the 2010 team, is a two-time winner of the Bob Bradley Award.



1992 - Kevin Northrup, OF
 1993 - Keith Williams, OF
 1994 - Mike Hampton, 3B
 1995 - David Miller, 1B
 1996 - Kris Benson, P
 Doug Livingston, 2B
 1997 - Gary Burnham, OF
 1998 - Matt Padgett, OF
 1999 - Kurt Bultmann, 2B
 2000 - Khalil Greene, 3B
 2001 - Casey Stone, OF
 2002 - Khalil Greene, SS
 2003 - Michael Johnson, 1B
 2004 - Brad McCann, 3B
 2005 - Kris Harvey, DH/P
 2006 - Tyler Colvin, OF
 2007 - Doug Hogan, C
 2008 - Doug Hogan, C
 2009 - Ben Paulsen, 1B

National Player-of-the-Week

2002 - Khalil Greene, SS (3/18)
 Jeff Baker, 3B (4/8)
 Khalil Greene, SS (5/6)
 2004 - Brad McCann, 3B (5/17)
 2005 - Kris Harvey, DH/P (3/21)
 2006 - Andy D'Alessio, 1B (4/3)
 Marquez Smith, 3B (5/1)
 Andy D'Alessio, 1B (5/15)

Tyler Colvin, OF (5/22)
 2007 - Andy D'Alessio, 1B (5/14)
 2008 - Doug Hogan, C (3/24)
 Graham Stoneburner, P (3/24)
 2009 - Chris Dwyer, P (4/14)
 Jeff Schaus, OF (4/28)

National Player-of-the-Year ABCA

2002 - Khalil Greene, SS

Baseball America

1996 - Kris Benson, P
 2002 - Khalil Greene, SS

Collegiate Baseball

1996 - Kris Benson, P
 2002 - Khalil Greene, SS

Dick Howser Trophy

1996 - Kris Benson, P
 2002 - Khalil Greene, SS

Golden Spikes Award

2002 - Khalil Greene, SS

Rotary Smith Award

1996 - Kris Benson, P
 2002 - Khalil Greene, SS

Olympians

1988 - Mike Milchin, P
 1996 - Kris Benson, P
 Billy Koch, P
 Matthew LeCroy, C

Pan American Games

1959 - Ty Cline, P/OF
 1967 - John Curtis, P
 1979 - Brian Snyder, P
 1980 - Mike Brown, P
 1987 - Bert Heffernan, C
 ^ Bill Spiers, SS
 1991 - ^ Billy McMillon, OF
 1999 - Matthew LeCroy, C
 ^ - invited but did not participate

Rawlings ACC Tourney Batting Champion

1989 - Henry Threadgill, 2B
 1991 - Michael Spiers, OF
 1992 - Ted Corbin, SS

Stowe Award

(Most Valuable Pitcher)

1984 - Scott Parrish
 1985 - George Stone
 1986 - Oliver Whitaker
 1987 - Brian Barnes
 1988 - Brian Barnes

1989 - Brian Barnes
 1990 - Tim Parker
 1991 - Mike Kimbrell
 1992 - Paxton Briley
 1993 - Chad Phillips
 1994 - Andy Taulbee
 1995 - Jason Dawsey
 1996 - Kris Benson
 1997 - Ryan Mottl
 1998 - Scott Clackum
 1999 - Mike Paradis
 2000 - Ryan Mottl
 2001 - Steve Reba
 2002 - Matt Henrie
 Steve Reba
 2003 - Patrick Hogan
 2004 - Patrick Hogan
 2005 - Josh Cribb
 2006 - Josh Cribb
 2007 - Daniel Moskos
 2008 - D.J. Mitchell
 2009 - Casey Harman

Tiger Baseball Award (Leadership)

1995 - Gary Burnham, OF
 Paul Galloway, 3B
 1996 - Paul Galloway, 3B
 1997 - Jason Embler, 1B

1998 - Derek Borgert, C
 1999 - Derek Borgert, C
 2000 - Brian Holstad, INF/OF
 2001 - Casey Stone, OF
 2002 - Michael Johnson, 1B
 2003 - Kyle Frank, OF
 2004 - Russell Triplett, SS
 2005 - Taylor Harbin, 2B
 2006 - Brad Chalk, OF
 2007 - Taylor Harbin, SS
 2008 - Matt Vaughn, P
 2009 - Matt Vaughn, P

World Championships

1997 - Ryan Mottl, P
 1998 - Patrick Boyd, OF
 Ryan Mottl, P
 2000 - Jeff Baker, SS
 Patrick Boyd, OF
 2001 - Jeff Baker, 3B
 2006 - Daniel Moskos, P
 2007 - Tyler Colvin, OF

World University Games

1977 - Dave Caldwell, OF
 Bill Foley, C

All-ACC Selections

Year	Player, Pos.	Team
1954	Roy Coker, UT	1
	Doug Kingsmore, OF	1
	Wyman Morris, 3B	1
	Billy O'Dell, P	1
	Bobby Morris, C	2
1955	Bill Barnett, OF	2
1958	Harold Stowe, P	1
	Bailey Hendley, OF	2
	Bud Spiers, SS	2
1959	Doug Hoffman, OF	1
	Larry Bagwell, UT	2
	Fred DeBerry, 1B	2
	Bailey Hendley, OF	2
	Harold Stowe, P	2
1960	Ty Cline, OF	1
	Bailey Hendley, UT	1
	Dave Lynn, C	1
1961	Elmo Lam, SS	2
	Dave Lynn, C	2
1962	Gene Harbeson, C	1
	Johnny Jones, OF	1
	Joey Taylor, OF	1
	Elmo Lam, SS	2
	Nicky Lomax, OF	2
1963	Pete Ayoub, 2B	1
	Mike Bohonak, OF	1
	Dave Ellis, 3B	1
	Johnny Jones, OF	1
	Elmo Lam, SS	1
	Gene Harbeson, C	2
	Damon Vincent, P	2
1964	Ben Marsella, 3B	1
	Tommy Chapman, P	2
	Buddy Nixon, 1B	2
	George Sutton, OF	2
1965	Rusty Adkins, OF	1
	Tommy Chapman, P	1
	Lawton Cowart, 3B	1
	Jack McCall, SS	1
1966	Rusty Adkins, 2B	1
	Lawton Cowart, 3B	1
	Jack McCall, SS	1
	George Sutton, OF	1
	Eddie Barbary, C	2
	Charlie Watson, P	2
1967	Rusty Adkins, 2B	1

	Garry Helms, SS	1
	Bill Parmer, P	2
1968	Randy Bray, SS	2
	John Curtis, P	2
1969	Randy Bray, SS	2
	Rusty Gerhardt, P	2
	Don Russell, 3B	2
	Craig White, OF	2
1970	Rusty Gerhardt, P	1
	Randy Bray, 2B	2
	Eddie Holland, C	2
	Craig White, OF	2
1971	Rusty Gerhardt, P	1
	Johnny Severs, OF	1
	Craig White, OF	1
1972	Rusty Gerhardt, P	1
	Calvin Weeks, OF	1
	Kenny Bagwell, 2B	2
	Lin Hamilton, C	2
	Smiley Sanders, OF	2
1973	Lindsay Graham, P	1
	Lin Hamilton, C	1
	Richard Haynes, 2B	1
	Smiley Sanders, OF	1
	Craig White, OF	1
	Steve Cline, P	2
1974	Steve Cline, P	1
	Lin Hamilton, C	1
	Mike Pulaski, OF	1
	Smiley Sanders, OF	1
	Richard Haynes, 2B	2
1975	Kurt Seibert, SS	1
	Denny Walling, OF	1
	Bill Wingo, 2B	1
	Pat Fitzsimmons, 3B	2
	Steve Tucker, OF	2
1976	Dave Caldwell, OF	1
	Bill Foley, C	1
	Chuck Porter, P	1
	Kurt Seibert, SS	1
	Steve Tucker, OF	1
	Gary Fahrney, 1B	2
	Ron Musselman, P	2
1977	Robert Bonnette, SS	1
	Dave Caldwell, OF	1
	Bill Foley, C	1
	Ron Musselman, P	1

	Neil Simons, OF	1
	Bill Wingo, 2B	1
1978	Robert Bonnette, SS	1
	Neil Simons, OF	1
	Mike Brown, P	2
	Steve Nilsson, 1B	2
	Pete Peltz, 3B	2
	Billy Weems, OF	2
1979	Robbie Allen, SS	1
	Tony Masone, OF	1
	Neil Simons, OF	1
	Mike Sullivan, P	1
	Robert Bonnette, 3B	2
	Dave Buffamoyer, DH	2
1980	Mike Brown, P	1
	Neil Simons, OF	1
	Tim Teufel, 2B	1
	Robbie Allen, SS	2
1981	Mike Mahoney, OF	1
	Glenn Gallagher, OF	2
	Craig Roberson, 3B	2
1982	Jeff Gilbert, P	1
	Jimmy Key, DH	1
	Jimmy Key, P	1
	Steve Van Dyke, C	2
1983	Bob Paulling, 1B	1
	Ricky Hester, OF	2
	Jim McCollom, DH	2
	Frank Russ, 2B	2
	Brooks Shumake, OF	2
1984	Jim McCollom, DH	1
	Brooks Shumake, OF	1
	Bob Paulling, 1B	2
	Scott Powers, SS	2
1985	Jim McCollom, 1B	1
	John Jay, DH	2
1986	Chuck Baldwin, 1B	1
	Randy Mazey, OF	1
	Steve Baucom, 3B	2
	Bert Heffernan, C	2
1987	Steve Baucom, 3B	1
	Bert Heffernan, C	1
	Randy Mazey, OF	1
	Bill Spiers, SS	1
	Dave Caldwell, 2B	2
1988	Brian Barnes, P	1
	Rusty Charpia, SS	1

	Bert Heffernan, C	1
	Jerry Brooks, 3B	2
	Mike Couture, DH	2
	Randy Mazey, OF	2
	Mike Milchin, 1B	2
	Henry Threadgill, 2B	2
1989	Brian Barnes, P	1
	Henry Threadgill, 2B	1
	Mike Couture, C	2
	Jim Crowley, 3B	2
	Brian Kowitz, OF	2
	Mike Milchin, 1B	2
1990	Brian Kowitz, OF	1
	Jim Crowley, 3B	2
	Joe DeBerry, DH	2
	Eric Macrina, UT	2
	Tim Rigsby, SS	2
1991	Jason Angel, P	1
	Jim Crowley, 2B	1
	Eric Macrina, 1B	1
	Billy McMillon, OF	1
	Todd Stefan, SS	1
	Kevin Northrup, OF	2
	Michael Spiers, OF	2
1992	Kevin Northrup, OF	1
	Ted Corbin, SS	2
	Keith Williams, OF	2
1993	Billy McMillon, OF	1
	Keith Williams, OF	1
	Jeff Morris, 2B	2
1994	Mike Hampton, 3B	1
	Shane Monahan, OF	1
	Scott Winchester, P	2
1995	Jason Dawsey, P	1
	David Miller, 1B	1
	Shane Monahan, OF	1
	Scott Winchester, P	1
	Paul Galloway, 3B	2
1996	Kris Benson, P	1
	Matthew LeCroy, C	1
	Gary Burnham, OF	2
	Paul Galloway, 3B	2
1997	Matthew LeCroy, C	1
	Ryan Mottl, P	1
	Gary Burnham, OF	2
	Jason Embler, 1B	2
1998	Kurt Bultmann, 2B	1

	Scott Clackum, P	1
	Matt Padgett, OF	1
	Patrick Boyd, OF	2
	Jason Harris, 1B	2
	Ryan Mottl, P	2
1999	Patrick Boyd, OF	1
	Jason Harris, 1B	2
	Mike Paradis, P	2
2000	Nick Glaser, RP	2
	Khalil Greene, 3B	2
	Jarrod Schmidt, SP	2
2001	Jeff Baker, 3B	1
	Khalil Greene, SS	1
	Steve Reba, P	1
	Jarrod Schmidt, DH	1
	Ryan Riley, 2B	2
	Casey Stone, OF	2
2002	Khalil Greene, SS	1
	Michael Johnson, 1B	1
	Steve Reba, SP	1
	Jeff Baker, 3B	2
	Matt Henrie, SP	2
	Russell Triplett, UT	2
2003	Michael Johnson, 1B	1
	Brad McCann, 3B	2
	David Slevin, 2B	2
	Russell Triplett, SS	2
2004	Kris Harvey, DH/UT	1
	Patrick Hogan, RP	2
	Brad McCann, 3B	2
	Lou Santangelo, C	2
2005	Taylor Harbin, 2B	1
	Kris Harvey, DH	1
	Stephen Faris, SP	2
2006	Josh Cribb, SP	1
	Andy D'Alessio, 1B	1
	Jason Berken, SP	2
	Tyler Colvin, OF	2
2007	Marquez Smith, 3B	1
	Brad Chalk, OF	2
	Taylor Harbin, SS	2
	Daniel Moskos, SP	2
2008	D.J. Mitchell, SP	1
	Kyle Parker, DH/UT	1
2009	Jeff Schaus, OF	1

KRIS BENSON



Benson's 1996 Accomplishments

- National Player-of-the-Year by Baseball America and Collegiate Baseball
- Dick Howser Trophy and Rotary Smith Award winner
- Had a 14-2 record, 2.02 ERA, and 204 strikeouts in 156.0 innings pitched over 19 starts
- #1 overall pick of the Major League draft
- Pitched for Team USA in the Olympics in Atlanta

1996

2002



Greene's 2002 Accomplishments

- National Player-of-the-Year by ABCA, Baseball America, and Collegiate Baseball
- Dick Howser Trophy, Golden Spikes Award, and Rotary Smith Award winner
- Batted .470 with 93 runs, 134 hits, 33 doubles, one triple, 27 homers, 91 RBIs, and 17 steals in 71 games.
- #13 overall pick of the Major League draft

KHALIL GREENE



1957 Carol Brown
Sam Gambrell
Harold Lingerfelt

1959 Clayton Lowder

1960 David Sprouse

1961 David Sprouse

1962 Damon Vincent

1963 Greg Casey
Elmo Lam
Damon Vincent
David Wrenn

1965 David Wrenn

1966 John Dinneen
Jack McCall
Pete Myers

1967 Bill Bonekat
John Dinneen
Bob Lowell
Pete Myers
Bill Parmer
Keith Waters
Charlie Watson

1968 Bill Bonekat
Nelson Gibson

1969 Bill Bonekat
Dave Monjot

1971 Lindsay Graham

1972 Pat Fitzsimmons
Pete Hendricks

1973 Pat Fitzsimmons
Charlie Ing
Randy Quintell
Pete Sampson

1974 Terry Armstrong
Charlie Ing
Randy Quintrell
Pete Sampson

1975 Chuck Porter
Randy Quintrell

1976 David Beasley
Steve Nilsson
Chuck Porter
Randy Quintrell

1977 Steve Nilsson
Randy Quintrell
Billy Trapp

1978 Alan Hoover
Steve Nilsson

1979 Alan Armour
Jody Burttram
Doug Gray
Billy Trapp

All-ACC Academic Selections

2006	Brad Chalk Sean Clark Josh Cribb Herman Demmink Ben Hall Taylor Harbin David Kopp Alex Lee Daniel Moskos	2008	Matt Vaughn Mike Freeman Alex Lee Justin Sarratt Graham Stoneburner Mike Freeman Jason Stolz Graham Stoneburner Matt Vaughn
2007		2009	
1980	Greg Guin Neil Simons Billy Trapp	1991	Jim Anderson Fred Daniels Jeff Miller Jeff Morris Michael Spiers
1981	Alan Armour Jody Burttram Jeff Gilbert Mike Mahoney	1992	Fred Daniels Jamie Eggleston Billy McMillon Scott Melzer Jeff Miller Jeff Morris Andy Taulbee
1982	Jeff Gilbert Frank Russ Craig Roberson Jeff Gilbert	1993	Jason Dawsey Mike Eydenberg Paul Galloway Jeff Keppen Scott Melzer Hobby Mork Jeff Morris Andy Taulbee
1983	Tom Mallon Craig Roberson	1994	Eric DeMoura Jamie Eggleston Mike Eydenberg Paul Galloway Jeff Keppen Andy Taulbee
1984	Derek Spears George Stone Oliver Whitaker	1995	Eric DeMoura Jamie Eggleston Paul Galloway Scott Winchester
1985	Burke Fahey Jeff Kerr Bill Spiers George Stone	1996	Derek Borgert Eric DeMoura Paul Galloway Brian Holstad Bryan Schroeder Rodney Williams
1986	George Stone Jeff Frazier Doug Marchal Randy Mazey Tim Parker Bill Spiers Oliver Whitaker	1997	Brian Adams Darren Adams Derek Borgert Eric DeMoura Jeff Kane Matthew LeCroy Ryan Mottl Mike Paradis Bryan Schroeder Brian Werner
1987	Brian Kowitz Randy Mazey Tim Parker Jerome Santivasci	1998	Darren Adams Derek Borgert Mike Calitri Donovan Harrison Justin Singleton
1988	Alan Botkin Jerome Santivasci	1999	Derek Borgert Mike Calitri Jesse Douglass Brian Ellis Mike Paradis Grant Redding Doug Roper Justin Singleton Henri Stanley Jeff Vessell
1989	Alan Botkin Jerome Santivasci	2000	Chad Bendinelli Khalil Greene Paul Harrelson Matt Henrie Brian Holstad B.J. LaMura Spencer Lindsay Mike Proto
1990	Fred Daniels Brian Kowitz Tim Parker Michael Spiers David Tripp		

Jarrod Schmidt
Justin Singleton
Henri Stanley
Casey Stone

2001 Jeff Baker
Chad Coder
Nick Glaser
Khalil Greene
Ryan Hub
Steven Jackson
Michael Johnson
Ryan Klosterman
B.J. LaMura
Mike Proto
Jon Smith
Casey Stone
Jeff Baker


2002 Chad Coder
Josh Cribb
Jess Easterling
Kyle Frank
Zane Green
Khalil Greene
Paul Harrelson
Ryan Hub
Steven Jackson
Michael Johnson
Ryan Klosterman
B.J. LaMura
Gene Pierce
Daniel Pritchard
Jarrod Schmidt
Josh Cribb

2003 Herman Demmink
Jess Easterling
Kyle Frank
Zane Green
Paul Harrelson
Jeff Hourigan
Ryan Hub
John Ingram
Steven Jackson
Collin Mahoney
Gene Pierce

2004 Jason Berken
Josh Cribb
Andy D'Alessio
Herman Demmink
Stephen Faris
Doug Hogan
Patrick Hogan
Ryan Hub
John Ingram
Tyler Lumsden
Collin Mahoney
Brad McCann
Gene Pierce
Robert Rohrbaugh
Travis Storrer
P.J. Zocchi

2005 Jorge Andrade, Jr.
Brad Chalk
Sean Clark
Josh Cribb
Andy D'Alessio
Stephen Faris
Jesse Ferguson
Chris Fidrych
Drew Fiorenza
Ben Hall
Taylor Harbin
Kris Harvey
Chris Howard
David Kopp
Tanner Leggett
Alex Martin
Gene Pierce
Daniel Pritchard
Robert Rohrbaugh
Chris Allen

2006 William Bond
Brad Chalk



Matt Vaughn is one of eight Tiger baseball players in history to be a four-time member (2006-09) of the ACC Academic Honor Roll.

Sean Clark
Josh Cribb
Herman Demmink
Stephen Faris
Chris Fidrych
Drew Fiorenza
Ben Hall
Taylor Harbin
Doug Hogan
Chris Howard
David Kopp
Alex Martin
Daniel Moskos
Matt Vaughn
P.J. Zocchi

2007 William Bond
Alex Burg
Brad Chalk
Justin Singleton
Taylor Harbin
Alex Lee
Daniel Moskos
Justin Sarratt
Graham Stoneburner
Matt Vaughn
Adam Ward

2008 William Bond
Mike Freeman
Doug Hogan
Alex Lee
Clinton McKinney
Justin Sarratt
Jeff Schaus
Graham Stoneburner
Josh Thrailkill
Matt Vaughn
Adam Ward

2009 Kevin Brady
Mike Freeman
David Haselden
Ryan Hinson
Will Lamb
Clinton McKinney
Brad Miller
Richard Mounce
Phil Pohl
Justin Sarratt
Jason Stolz
Graham Stoneburner
Josh Thrailkill
Matt Vaughn
Adam Ward
Scott Weissman

Four-Time Recipients

Randy Quintrell 1974-77
Paul Galloway 1993-96
Eric DeMoura 1994-97
Derek Borgert 1996-99
Ryan Hub 2001-04
Gene Pierce 2002-05
Matt Vaughn 2006-09

Three-Time Recipients

Bill Bonekat 1967-69
Billy Trapp 1977,79,80
Jeff Gilbert 1981-83
George Stone 1984-86
Tim Parker 1987,88,90
Fred Daniels 1990-92
Jeff Morris 1991-93
Andy Taulbee 1992-94
Justin Singleton 1998-00
Khalil Greene 2000-02
B.J. LaMura 2000-02
Paul Harrelson 2000,02,03
Steven Jackson 2001-03
Herman Demmink 2003,04,06
Stephen Faris 2004-06
Doug Hogan 2004,06,08
Brad Chalk 2005-07
Chris Fidrych 2005-07
Taylor Harbin 2005-07
William Bond 2006-08
Justin Sarratt 2007-09
Graham Stoneburner 2007-09
Adam Ward 2007-09

First-Team All-ACC On the Field & ACC Academic Honor Roll Off the field

Elmo Lam 1963
Jack McCall 1966
Chuck Porter 1976
Neil Simons 1980
Mike Mahoney 1981
Jeff Gilbert 1982
Randy Mazey 1987
Bill Spiers 1987
Brian Kowitz 1990
Scott Winchester 1995
Matthew LeCroy 1997
Jeff Baker 2001
Khalil Greene 2001,02
Michael Johnson 2002
Taylor Harbin 2005
Kris Harvey 2005
Josh Cribb 2006

Five-Time Recipients

Josh Cribb 2002-06

Randy Mazey was a First-Team All-ACC player on the field and a member of the ACC Academic Honor Roll in 1987.

Year	Team/Player	Category	Figure	Rk
1958	Harold Stowe	Appearances	21	1
	Harold Stowe	Innings Pitched	126.2	1
	Harold Stowe	Strikeouts	126	1
	Harold Stowe	Wins	14	1
1959	Clemson	ERA	2.47	9
	Harold Stowe	Appearances	19	2
	Harold Stowe	K/9 IP	10.8	12
1960	Clemson	Batting Average	.290	24
	Dave Lynn	HR/Game	0.36	5
	Dave Lynn	Slugging %	.708	15
1962	Clemson	HR/Game	1.6	1
	Clemson	Slugging %	.508	3
	Clemson	Batting Average	.313	4
	Clemson	Fielding %	.957	9
	Johnny Jones	Slugging %	.732	8
	Johnny Jones	Batting Average	.439	10
1963	Clemson	Batting Average	.282	25
1964	Clemson	Fielding %	.954	20
1965	Clemson	Batting Average	.290	14
	Rusty Adkins	Batting Average	.444	5
	Jack McCall	HR/Game	0.28	8
	Jack McCall	Slugging %	.670	16
	Rusty Adkins	Slugging %	.659	21
1966	Clemson	HR/Game	1.28	1
	Clemson	R/Game	9.1	1
	Clemson	Slugging %	.502	1
	Clemson	Batting Average	.321	2
	Clemson	Fielding %	.958	16
	George Sutton	HR/Game	0.38	3
	Jack McCall	2B/Game	0.41	4
	George Sutton	RBI/Game	1.34	6
	Rusty Adkins	3B/Game	0.21	10
	Lawton Cowart	HR/Game	0.28	10
	Lawton Cowart	RBI/Game	1.10	13
1967	Clemson	Fielding %	.962	8
	Clemson	ERA	2.16	22
	Bill Parmer	ERA	1.14	13
	Bill Parmer	Wins	9	18
1971	Rusty Gerhardt	Wins	11	12
1975	Clemson	ERA	2.47	14
	Clemson	Fielding %	.961	17
	Denny Walling	RBI/Game	1.58	1
	Denny Walling	Slugging %	.807	2
	Denny Walling	HR/Game	0.34	4
	Denny Walling	Batting Average	.421	10
1976	Clemson	Fielding %	.967	8
	Chuck Porter	Wins	12	9
	David Caldwell	3B/Game	0.16	12
1977	Clemson	Fielding %	.967	9
	Clemson	R/Game	7.8	13
	Brian Snyder	ERA	1.19	2
	Ron Musselman	Wins	12	6
	Bill Foley	HR/Game	0.27	15
	Clemson	R/Game	8.3	10
1979	Clemson	RBI/Game	1.43	11
1980	Tim Teufel	2B/Game	0.37	14
1981	Greg Guin	2B/Game	2.19	4
1982	Clemson	ERA	3.48	13
1983	Clemson	ERA	2.99	6
1984	Clemson	2B/Game	1.96	7
1985	Clemson	DP/Game	1.11	8
1986	Clemson	ERA	3.79	11
1987	Bill Spiers	3B/Game	0.17	10
	Clemson	2B/Game	2.35	8
1988	Clemson	SB/Game	2.76	9
	Clemson	ERA	3.23	13
1989	Brian Barnes	Strikeouts	208	1
	Brian Barnes	K/9 IP	12.8	2
	Brian Barnes	Wins	16	4
	John Pawlowski	ERA	1.96	19
1990	Clemson	R/Game	7.94	13
	Brian Kowitz	R/Game	1.32	2
	Eric Macrina	RBI/Game	1.30	6
	Eric Macrina	HR/Game	0.34	10
	Joe DeBerry	RBI/Game	1.17	20
1991	Clemson	R/Game	9.97	1
	Clemson	Winning %	.857	1
	Clemson	Wins	60	1
	Clemson	2B/Game	2.70	2
	Clemson	HR/Game	1.59	2
	Clemson	Slugging %	.571	5



The 1991 Tigers led the nation in wins (60), winning percentage (85.7), and runs per game (9.97).

	Clemson	Batting Average	.341	7	Clemson	3B/Game	0.41	21	
	Clemson	3B/Game	0.47	22	Nick Glaser	Saves	15	T-6	
	Jason Angel	Wins	14	4	Ryan Riley	3B/Game	0.13	T-11	
	Eric Macrina	HR/Game	0.35	16	Casey Stone	K/AB	1/18.1	18	
	Billy McMillon	2B/Game	0.40	21	2001	Clemson	HR/Game	1.35	16
Jason Angel	ERA	2.33	24	Clemson		Fielding %	.968	19	
1992	Clemson	ERA	2.86	5		Casey Stone	K/AB	1/27.4	2
	Clemson	Winning %	.781	5		Jeff Baker	HR/Game	0.38	T-7
	Clemson	SB/Game	2.05	23		Steve Reba	Winning %	.800	19
	Paxton Briley	ERA	1.69	5	Jeff Baker	RBI/Game	1.25	T-25	
	Kevin Northrup	SB/Game	0.73	10	2002	Clemson	Winning %	.761	9
1993	Clemson	2B/Game	2.20	13		Clemson	Fielding %	.971	9
	Clemson	3B/Game	0.45	21		Clemson	HR/Game	1.58	11
	Chad Phillips	Wins	12	9		Clemson	Slugging %	.533	12
	Scott Winchester	Saves	10	13		Clemson	Batting Average	.324	21
	Keith Williams	RBI/Game	1.22	21	Clemson	R/Game	8.2	22	
1994	Clemson	Wins	57	1	Clemson	DP/Game	1.10	24	
	Clemson	Winning %	.760	5	Khalil Greene	Slugging %	.877	2	
	Clemson	ERA	3.46	21	Khalil Greene	Batting Average	.470	3	
	Shane Monahan	Hits	137	1	Matt Henrie	Wins	13	T-4	
	Shane Monahan	Runs	97	1	Steve Reba	Wins	13	T-4	
	Andy Taulbee	Wins	12	14	Khalil Greene	2B/Game	0.46	7	
	Shane Monahan	R/Game	1.29	15	Khalil Greene	R/Game	1.31	9	
	Shane Monahan	Batting Average	.415	21	Khalil Greene	HR/Game	0.38	11	
1995	Clemson	Wins	54	2	Jeff Baker	HR/Game	0.37	15	
	Clemson	Winning %	.794	3	Michael Johnson	HR/Game	0.35	20	
	Clemson	ERA	3.14	6	Khalil Greene	RBI/Game	1.28	22	
	Clemson	DP/Game	1.16	7	Jeff Baker	RBI/Game	1.28	23	
	Clemson	R/Game	8.38	10	Michael Johnson	Slugging %	.749	24	
	Clemson	Slugging %	.495	17	2003	Clemson	DP/Game	1.11	7
	Clemson	3B/Game	0.46	24		Michael Johnson	Walks/Game	63	2
	Billy Koch	K/9 IP	11.5	5	2004	Clemson	2B/Game	2.29	T-17
	Scott Winchester	Saves	14	6		Patrick Hogan	Saves	10	T-21
	David Miller	3B/Game	0.15	10	2005	Clemson	HR/Game	1.15	22
Gary Burnham	2B/Game	0.41	23	Kris Harvey		HR/Game	0.38	6	
1996	Clemson	ERA	3.03	1		Taylor Harbin	2B/Game	0.42	13
	Clemson	Wins	51	4	Brad Chalk	SH/Game	0.23	24	
	Clemson	Winning %	.750	11	2006	Clemson	Winning %	.768	4
	Clemson	Fielding %	.965	27		Clemson	ERA	3.26	6
	Billy Koch	K/9 IP	12.3	3		Clemson	K/9 IP	8.0	17
	Kris Benson	Wins	14	T-4		Clemson	HR/Game	1.16	19
	Kris Benson	ERA	2.02	5		Clemson	Fielding %	.972	22
	Kris Benson	K/9 IP	11.8	5	Brad Chalk	SH/Game	0.31	6	
	Ken Vining	K/9 IP	10.6	21	Andy D'Alessio	HR/Game	0.33	T-16	
	1997	Clemson	HR/Game	1.48	25	Andy D'Alessio	RBI/Game	1.23	21
Kurt Bultmann		2B/Game	0.52	4	2007	Clemson	K/9 IP	8.3	12
Matthew LeCroy		HR/Game	0.38	25		Clemson	ERA	3.73	25
1998	Clemson	Winning %	.729	13		Andy D'Alessio	Home Runs	17	T-23
	Clemson	Fielding %	.965	20	2008	Matt Vaughn	Saves	11	T-18
	Clemson	ERA	4.27	21		D.J. Mitchell	Strikeouts	106	T-22
	Scott Clackum	Saves	9	T-14	2009	Clemson	ERA	3.68	5
1999	Clemson	2B/Game	2.45	15		Clemson	Double Plays	69	T-7
	Clemson	R/Game	8.87	17		Clemson	Walks	312	9
	Clemson	DP/Game	1.09	23		Clemson	H/9 IP	8.62	11
	Jason Harris	BB/Game	0.93	T-24		Clemson	K/9 IP	8.30	25
	Henri Stanley	BB/Game	0.93	T-24		Brad Miller	Walks	53	T-11
	2000	Clemson	Winning %	.739		9	Ben Paulsen	Hits	95
		Clemson	Fielding %	.969	13				
Clemson		ERA	3.99	19					

Note: **Bold** denotes led the nation.

Clemson • Overall				
Rk	Date	Opponent	Inning	Runs
1.	3-21-98	Maryland	3	19
2.	4-7-79	at N.C. State	9	18
3.	4-23-99	Georgia Tech	4	16
4.	3-14-98	Maine ⁽²⁾	6	14
5.	3-30-54	Washington & Lee	3	13
6.	4-2-52	Davidson	4	12
	3-31-74	Duke	4	12
	3-20-78	Duke	5	12
	3-10-87	Marshall	1	12
	2-28-98	North Carolina-Wilmington	3	12
	3-14-98	Maine ⁽¹⁾	5	12
	3-26-02	Coastal Carolina	5	12
	6-02-02	East Carolina	6	12
	4-10-05	Duke	8	12

Clemson • Inning 1				
Rk	Date	Opponent		Runs
1.	3-10-87	Marshall		12
2.	3-27-86	Maryland		11
3.	4-18-61	South Carolina		10
	4-8-70	at Belmont Abbey		10
	3-30-02	Maryland		10

Clemson • Inning 2				
Rk	Date	Opponent		Runs
1.	5-3-04	Florida State		11
2.	5-22-80	East Tennessee State		10

Clemson • Inning 3				
Rk	Date	Opponent		Runs
1.	3-21-98	Maryland		19
2.	3-30-54	Washington & Lee		13
3.	2-28-98	North Carolina-Wilmington		12
4.	4-7-99	Western Carolina		11

Clemson • Inning 4				
Rk	Date	Opponent		Runs
1.	4-23-99	Georgia Tech		16
2.	4-2-52	Davidson		12
	3-31-74	Duke		12
4.	5-19-05	Miami (FL)		11
5.	5-3-41	Newberry		10
	5-15-07	College of Charleston		10

Clemson • Inning 5				
Rk	Date	Opponent		Runs
1.	3-20-78	at Duke		12
	3-14-98	Maine ⁽¹⁾		12

	3-26-02	Coastal Carolina	12
4.	3-6-98	Stetson	11
5.	3-28-69	Buffalo	10
	4-20-84	Maryland*	10
	4-10-89	Western Carolina	10
	3-24-96	Maryland	10
	3-18-97	Coastal Carolina	10
	2-26-00	James Madison	10

* - Durham, NC

Clemson • Inning 6				
Rk	Date	Opponent		Runs
1.	3-14-98	Maine ⁽²⁾		14
2.	6-2-02	East Carolina		12
3.	3-2-91	at Nevada-Las Vegas		11
4.	4-17-71	Florida State		10
	4-14-90	N.C. State		10

Clemson • Inning 7				
Rk	Date	Opponent		Runs
1.	4-17-51	Furman		11
	4-2-58	The Citadel		11
	4-18-00	Elon		11
4.	3-19-74	at Florida		10
	5-13-82	at Georgia Southern		10

Clemson • Inning 8				
Rk	Date	Opponent		Runs
1.	4-10-05	Duke		12
2.	4-1-50	at Presbyterian		11
	3-3-75	West Virginia		11
4.	2-27-80	Georgia		10
	4-23-02	Furman		10

Clemson • Inning 9				
Rk	Date	Opponent		Runs
1.	4-7-79	at N.C. State		18
2.	4-14-95	at N.C. State		11

Opponent • Overall				
Rk	Date	Opponent	Inning	Runs
1.	4-28-30	at South Carolina	7	13
2.	4-10-93	at N.C. State	1	12
	4-23-97	at South Carolina	5	12
4.	4-5-97	at Florida State	6	11
5.	4-11-29	Michigan	5	10
	3-31-49	Duke	5	10
	3-20-76	at Georgia Southern	8	10
	4-8-81	at Georgia	5	10
	5-14-94	at Georgia Tech	5	10

Opponent • Inning 1				
Rk	Date	Opponent		Runs
1.	4-10-93	at N.C. State		12
2.	3-24-50	Michigan State		8
	4-17-85	Maryland*		8

* - Atlanta, GA

Opponent • Inning 2				
Rk	Date	Opponent		Runs
1.	4-7-37	at Erskine		9
2.	5-13-50	The Citadel		8
	6-15-58	Holy Cross*		8
	3-12-72	at Florida State		8

* - Omaha, NE

Opponent • Inning 3				
Rk	Date	Opponent		Runs
1.	4-18-49	Wofford		9
	4-24-77	Wake Forest		9
3.	4-12-55	Maryland		8
	5-4-62	at Wake Forest		8
	4-12-90	at South Carolina		8
	4-19-97	at N.C. State		8

Opponent • Inning 4				
Rk	Date	Opponent		Runs
1.	5-7-69	at Davidson		9
2.	3-27-54	Ohio State*		8
	2-2-86	at Georgia Southern		8

* - Winter Park, FL

Robert Bonnette totaled three hits in the Tigers' 18-run ninth inning at N.C. State on April 7, 1979.

Opponent • Inning 5				
Rk	Date	Opponent		Runs
1.	4-23-97	at South Carolina		12
2.	3-31-49	at Duke		10
	4-8-81	at Georgia		10
	5-14-94	at Georgia Tech		10
	5-28-99	Missouri State*		10

* - Fayetteville, AR

Opponent • Inning 6				
Rk	Date	Opponent		Runs
1.	4-5-97	at Florida State		11
2.	4-11-29	Michigan		10
3.	4-7-52	Wake Forest		9
	3-18-06	at Virginia		9
5.	3-28-85	at Virginia		8
	4-29-05	Georgia Tech		8

Opponent • Inning 7				
Rk	Date	Opponent		Runs
1.	4-28-30	at South Carolina		13
2.	4-12-55	Maryland		8
	3-28-66	Ohio		8
	3-19-76	at Jacksonville		8
	4-29-83	at Western Carolina		8
	4-24-85	at Georgia		8
	6-2-01	at Miami (FL)		8

Opponent • Inning 8				
Rk	Date	Opponent		Runs
1.	3-20-76	at Georgia Southern		10
2.	4-4-49	Georgia		9
	5-8-95	at Georgia Southern		9
4.	5-23-66	at Florida State		8
	4-9-69	at Georgia		8
	3-25-97	at Western Carolina		8
	3-5-99	Liberty		8
	4-16-06	at Georgia Tech		8
	4-5-08	at Miami (FL)		8

Opponent • Inning 9				
Rk	Date	Opponent		Runs
1.	4-19-49	Presbyterian		9

Note: **Bold** denotes a Clemson home game.



Addison Johnson scored two runs in Clemson's 10-run fourth inning against College of Charleston on May 15, 2007.

A		
Player	VL	Year(s)
Abbott, Gus	1	1958
Adams, Brian	3	1997-99
Adams, Darren	1	1998
Adams, Mark	2	1972,73
Additon, Matt	4	1997-00
Adeimy, John	1	1973
Adkins, Rusty	3	1965-67
Allen, Robbie	3	1978-80
Anderson, Jack	1	1969
Anderson, Jim	2	1990,91
Andrade, Jr., Jorge	1	2005
Angel, Jason	3	1990-92
Angley, Doug	2	1949,50
Armstrong, Terry	4	1971-74
Asbill, Joe	1	1948
Aughtry, Gene	3	1949-51
Ayers, Stan	3	1962-64
Ayoub, Pete	3	1961-63

B		
Player	VL	Year(s)
Bach, Woody	1	1968
Bagwell, Kenny	2	1970,72
Bagwell, Larry	3	1957-59
Bailey, Bob	1	1937
Baker, Jeff	3	2000-02
Baker, Jimmy	3	1972-74
Baker, Roger	3	1950-52
Baldwin, Chuck	4	1984-87
Barbary, Eddie	3	1965-67
Barnes, Brian	4	1986-89
Barnett, Bill	4	1953-56
Bates, N.G.	1	1953
Baucum, Steve	4	1984-87
Beasley, Rick	1	1971
Belk, Don	3	1941-43
Belk, Greg	3	1974-76
Bell, Tom	1	1938
Bendinelli, Chad	1	2000
Benson, Kris	3	1994-96
Berken, Jason	3	2003,04,06
Berney, Scott	1	2000
Berry, Ed	2	1947,49
Berry, Bob	3	1941-43
Bevis, Jay	4	1969-72
Bickley, Charlie	2	1940,41
Biegert, Mark	4	1984-87
Bigwood, Dave	1	1973
Blackston, Charlie	2	1954,55
Blakeney, Reid	2	1959,60
Blalock, Joe	3	1940-42
Bohonak, Mike	1	1963
Bond, William	2	2007,08
Bonekat, Bill	3	1967-69
Bonnette, Robert	4	1976-79
Boozer, Thomas	4	1999-02
Borgert, Derek	4	1996-99
Bosdell, Francis	1	1946
Boselli, Teddy	3	1936,38,39
Botkin, Alan	4	1986-89
Boyce, J.A.	1	1943
Boyd, Patrick	3	1998-00
Boyd, Roger	1	1960
Boyd, Wilson	3	2007-09
Boyer, John	1	1989
Bradford, Eric	3	1990-92
Bradford, Jeff	4	1971-74
Bradley, Jimmy	2	1967,68
Bradley, Len	2	1979,80
Bray, Randy	3	1968-70
Bradshaw, Toby	1	1960
Brady, Kevin	1	2009
Brier, Coe	2	1981,82
Briley, Paxton	3	1990-92
Brizek, Seth	3	1993-95
Brodie, George	3	1937-39
Brodie, G.W.	1	1953
Brooks, Jerry	3	1986-88
Broome, Nathan	2	1996,97
Brown, Carol	2	1955,57

Brown, C.M.	1	1945
Brown, Joe	2	1953,54
Brown, J.R.	1	1947
Brown, Mike	3	1978-80
Browning, Skip	3	1997-99
Bryan, C.A.	1	1928
Bryant, Tim	2	1959,60
Buchanan, Dude	3	1939-41
Buffamoyer, Dave	2	1978,79
Bultmann, Kurt	4	1996-99
Bunnell, David	1	2007
Burg, Alex	2	2006,07
Burgess, J.D.	2	2007,08
Burgess, W.A.	1	1932
Burnett, John	2	1985,86
Burnette, Bill	1	1962
Burnette, Zack	3	1958-60
Burnham, Gary	4	1994-97

C		
Player	VL	Year(s)
Cagle, Mavis	2	1945,46
Caldwell, Dave	3	1975-77
Calitri, Mike	3	1998-00
Carpenter, D.D.	1	1943
Carraway, Doug	2	1965,66
Carrar, Chris	2	1992,93
Casanova, Adrian	2	2005,06
Casey, Greg	2	1963,64
Castelli, Bill	2	1979,80
Castles, Tom	2	1947,49
Cathcart, Joe	1	1934
Chalk, Brad	3	2005-07
Chamblee, L.C.	2	1929,30
Chapman, Tommy	3	1963-65
Charpia, Rusty	3	1986,88,89
Chastain, Billy	1	1988
Chavous, C.C.	3	1933-35
Childs, Ryan	3	2000-02
Clackum, Scott	2	1997,98
Clark, H.M.	2	1932,33
Clark, Sean	1	2006
Cleveland, Tom	1	1947
Cline, Steve	2	1973,74
Cline, Ty	2	1959,60
Clyne, Stephen	3	2005-07
Coakley, Francis	3	1939-41
Coakley, George	3	1939-41
Cobb, Bill	2	1945,46
Cohen, Earl	1	1966
Coder, Chad	1	2001
Coker, Butch	3	1957-59
Coker, Homer	3	1942,43,47
Coker, Larry	3	1940-42
Coker, Ray	3	1937-39
Coker, Roy	3	1952-54
Cole, R.A.	2	1933,34
Coleman, Jim	1	1955
Collins, Pat	1	1997
Colvin, Tyler	3	2004-06
Compton, George	1	1955
Cone, Mickey	1	1954
Cook, Brandt	1	1999
Cook, J.A.	2	1929,31
Corbin, Ted	1	1992
Cordileone, Lou	1	1959
Cositore, Vince	1	1972
Courtney, M.I.	1	1936
Couture, Mike	4	1987-90
Coward, Lawton	3	1964-66
Cox, Carol	2	1949,50
Cram, Josh	1	2001
Cribb, Josh	4	2003-06
Crocker, Barry	1	1954
Crook, E.J.	1	1931
Crosby, Ralph	2	1937,38
Crosland, Ben	3	1952,54,55
Crouch, Roby	3	1950-52
Crowley, Jim	4	1988-91
Croxton, Billy	2	1934,35
Cruz, Tomas	1	2009
Culberson, Ken	4	1948-51

Currier, Steve	1	1985
Curtis, John	1	1968

D		
Player	VL	Year(s)
D'Alessio, Andy	4	2004-07
Daniels, Fred	3	1990-92
Dantzler, Ellis	2	1965,66
Davidson, Mark	1	1982
Davis, Billy	1	1983
Davis, J.H.	1	1931
Davis, J.W.	1	1933
Dawsey, Jason	3	1993-95
Deanhardt, Luke	3	1948-50
DeBerry, Fred	3	1957-59
DeBerry, Joe	3	1989-91
Decker, J.B.	1	1931
Deese, Kyle	1	2009
Dellastatious, Andy	1	1939
Delk, Trey	2	2008,09
DeLoach, Arthur	1	1937
DeMaino, L.J.	1	2002
Demarest, Alan	3	1968-70
Demmink, Herman	4	2003-06
DeMoura, Eric	4	1994-97
Dempsey, A.G.	1	1951
Dempsey, Bob	1	1959
Dillon, Scott	2	1985,86
Dinneen, John	2	1966,67
Dixon, Eddie	2	1969,70
Dobson, Clyde	2	1939,40
Douglass, Jesse	1	1999
Drake, Johnny	1	1956
Duffie, Will	3	1994-96
Duke, Bill	3	1980-82
Dunlap, Floopy	1	1928
Dunlap, Gene	1	1966
Durham, W.S.	2	1934,35
Dwyer, Chris	1	2009

E		
Player	VL	Year(s)
Eckert, Tony	3	1973-75
Edwards, Jim	2	1937,38
Eggleston, Jamie	4	1992-95
Ellis, Brian	4	1997-00
Ellisor, Dave	3	1961-63
Embler, Jason	4	1994-97
Epps, Chris	2	2008,09
Eskew, Bud	1	1928
Eskew, Jerry	1	1968
Evans, Garrick	3	2002-04
Evans, Jim	2	1951,52
Everett, Brady	2	2003,04
Eydenberg, Mike	2	1993,94

F		
Player	VL	Year(s)
Fahrney, Gary	1	1976
Fairey, Burke	4	1985-88
Farina, Alan	1	2007
Faris, Stephen	3	2004-06
Faw, Brian	2	1989,90
Ferguson, Jesse	1	2005
Fidrych, Chris	2	2005,07
Fiorenza, Drew	2	2005,06
Fish, Barry	1	1963
Fisher, Jeff	1	1985
Fisher, Leo	3	1943,47,48
Fitzsimmons, Pat	3	1973-75
Fleming, Ray	2	1946,47
Foley, Bill	3	1975-77
Forger, Al	3	1936-38
Ford, Bill	2	1950,51
Fordham, Red	2	1930,31
Foster, Chuck	2	1990,91
Fox, R.H.	1	1938
Frank, Kyle	4	1999,01-03
Frantz, Tim	1	1995
Frazier, Ron	3	1988-90
Frederick, Alex	1	2009
Freeman, Eddis	1	1945

Freeman, Mike	2	2008,09
Freeman, Todd	1	1978
Fulton, Jay	2	1983,84

G		
Player	VL	Year(s)
Gaddis, Bob	2	1948,49
Gaddis, C.J.	1	2004
Gaines, Roger	3	1952,53,55
Gallagher, Glenn	2	1980,81
Galloway, Paul	4	1993-96
Gambrell, Sam	1	1957
Garrison, Dave	1	1956
Gerhardt, Rusty	4	1969-72
Gibson, Nelson	3	1966-68
Gilbert, Jeff	3	1981-83
Gillespie, Frank	4	1943,47-49
Glaser, Nick	2	2000,01
Good, Jay	3	1941-43
Graham, Lindsay	4	1970-73
Green, Steve	1	1985
Green, Zane	4	2001-04
Greene, Khalil	4	1999-02
Griffith, Nig	4	1947-50
Grogan, R.L.	1	1946
Guin, Greg	3	1979-81
Gullickson, Craig	2	2008,09

H		
Player	VL	Year(s)
Hackett, Roger	1	1982
Hackle, Trent	2	1991,92
Hahn, Jeff	4	2002-05
Hair, Billy	1	1951
Hall, Ben	2	2005,06
Hall, Charlie	1	1952
Hamilton, Hines	1	1948
Hamilton, Lin	4	1971-74
Hampton, Mike	2	1993,94
Harbeson, Gene	3	1961-63
Harbin, Taylor	3	2005-07

Harman, Casey	2	2008,09
Harrelson, Paul	4	2000-03
Harris, Jason	2	1998,99
Harrison, Donovan	1	1998
Harrison, Robert	1	1955
Harvey, Kris	3	2003-05
Haselden, David	1	2009
Hauser, Scott	3	1995-97
Hawkins, Ty	1	1987
Haynes, Richard	4	1971-74
Hazle, Jim	1	1947
Hazle, Joe	1	1947
Heap, Edward	3	1934,36,37
Heck, Chris	1	1999
Heffernan, Bert	4	1985-88
Helms, Garry	1	1967
Hendley, Bailey	3	1958-60
Hendley, Dick	3	1949-51
Hendricks, Pete	2	1971,72
Hendrix, W.C.	1	1937
Henrie, Matt	3	1999,01,02
Herring, J.C.	2	1942,43
Hess, David	1	1982
Hester, Ricky	2	1982,83
Hewitt, Batson	2	1929,30
Heyward, R.C.	3	1936-38
Hicks, J.C.	2	1951,52
Hildebrand, Nolten	2	1952,54
Hines, J.R.	1	1951
Hinson, John	1	2008
Hinson, Randy	3	1934-36
Hinson, Ryan	4	2006-09
Hoffman, Doug	3	1957-59
Hoffman, G.C.	1	1930
Hoffman, J.L.	2	1931,32
Hogan, Doug	4	2005-08
Hogan, Patrick	4	2001-04
Holland, Eddie	3	1968-70
Holliday, Winston	3	1940-42
Holstad, Brian	4	1997-00
Holtz, Mike	4	1991-94

Hood, H.R.	2	1933,35
Hoover, Alan	3	1976-78
Hoover, Donnie	2	1982,83
Horton, Frank	2	1939,40
Hourigan, Jeff	2	2002,03
Howard, Chris	2	2005,06
Hub, Ryan	4	2000,02-04
Hubbard, Bob	1	1957
Huddins, Tom	3	1968-70
Huggins, Elmer	1	1960
Huggins, Mike	3	1986,87,89
Hughes, Bob	4	1945,49-51
Hughes, Jerald	1	1972
Humphries, Leonard	3	1954-56
Hussey, R.E.	1	1953

I		
Player	VL	Year(s)
Ing, Charlie	3	1972-74
Ingram, John	3	2004-06
Irick, Ed	3	1939-41

J		
Player	VL	Year(s)
Jackson, Steven	4	2001-04
Jackson, Tony	3	1963-65
James, Bill	3	1966-68
Jay, John	4	1984-87
Jersild, Aaron	4	1988,90-92
Jessen, Herb	3	1940,42,43
Johnson, Addison	2	2007,09
Johnson, Johnny	2	1968,70
Johnson, Laval	3	1967-69
Johnson, Michael	4	2000-03
Jones, Jimmy	1	1948
Jones, Johnny	2	1962,63
Joyce, Hardin	2	1947,49
Joye, Charlie	2	1943,46
Joye, J.D.	1	1931
Jordan, J.J.	1	1942
Justus, Johnny	1	1929

K		
Player	VL	Year(s)
Kaltenbach, Leo	1	1955
Kane, Jeff	1	1999
Kearse, H.H.	1	1932
Kea, Hootie	3	1949-51
Kendall, Chet	2	1990,91
Kenyon, Bobby	3	1978-80
Keppen, Jeff	2	1993,94
Key, Jimmy	3	1980-82
Khoury, Pete	2	1976,77
Kimbrell, Mike	4	1988-91
King, Don	1	1953
King, H.T.	1	1943
Kingsmore, Doug	3	1952-54
Klosterman, Ryan	1	2001
Knoebel, Fred	3	1950-52
Koch, Billy	3	1994-96
Kopp, David	3	2005-07
Kowitz, Brian	3	1988-90
Kuester, Steve	3	1968-70

Lindsay, H.N.	1	1945
Livingston, Doug	2	1995-96
Lockhart, Mike	3	1989,91,92
Locklair, Pop	1	1941
Lodgek, Ed	1	1966
Looper, J.M.	1	1946
Lomax, Nicky	3	1961-63
Lombardi, Justin	1	1999
Lowder, Clayton	2	1959-60
Lowell, Bob	3	1964,65,67
Lowery, Phillip	3	1986-88
Lumsden, Tyler	3	2002-04
Lynn, Dave	2	1960,61
Lynn, Kevin	2	2000,01
Lyon, Tommy	2	1962,63

M		
Player	VL	Year(s)
Macrina, Eric	4	1988-91
Magill, Dick	3	1928-30
Mahaffey, C.R.	2	1928,29
Mahoney, Collin	3	2002-04
Mahoney, Mike	2	1975-81
Mahony, Bob	2	1975,76
Malec, Mark	1	1975
Malkmus, David	1	1977
Mallon, Tom	2	1983,84
Marchal, Doug	2	1986,87
Marsella, Ben	2	1963,64
Marsh, Bill	1	1957
Martin, Alex	3	2006-08
Martin, Glenn	2	1982,83
Martin, Lynn	1	1983
Martin, W.N.	1	1928
Martin, W.R.	3	1942,43,47
Masone, Tony	2	1978,79
Mathews, Ray	4	1948-51
Matthews, Houston	2	1976,77
Matz, Brian	3	1994-96
Mazey, Randy	4	1985-88
McCall, Jack	3	1964-66
McCall, Mike	1	1967
McCann, Brad	2	2003,04
McClellan, Dexter	2	1993,94
McCormack, Jim	4	1982-85
McCray, Ontrell	2	1996,97
McDaniel, Mark	1	1976
McDonald, Leon	2	1957,58
McGee, J.W.	1	1946
McKay, Ray	4	1948-51
McKinney, Clinton	2	2008,09
McLaurin, Charles	2	1951,52
McMakin, Lynwood	2	1946,47
McMillan, Raiford	1	1929
McMillon, Billy	3	1991-93
Meekins, Larry	2	1974,75
Melzer, Scott	3	1991-93
Michlin, Mike	3	1987-89
Miller, Bob	1	1933
Miller, Brad	1	2009
Miller, David	3	1993-95
Miller, Jeff	4	1990-93
Miller, Seth	2	2001,02
Miller, Scott	2	1991,92
Mimms, Charlie	3	1942,43,46
Mitchell, D.J.	3	2006-08
Monahan, Shane	3	1993-95
Monin, Andy	4	1991-94
Moore, Gene	4	1946-49
Moore, J.N.	1	1928
Moore, Jim	1	1947
Moore, L.H.	1	1946
Moore, Ronnie	2	1964,65
Mork, Hoby	1	1993
Morris, Bobby	2	1953,54
Morris, Jeff	4	1990-93
Morris, Tim	1	2007
Morris, Wyman	3	1952-54
Morrow, Sam	1	1951
Moskos, Daniel	3	2005-07
Mottl, Ryan	4	1997-00
Mounce, Richard	1	2009

Munroe, Buddy	1	2007
Murphy, Brett	1	2003
Murr, Jack	1	1974
Murray, Joe	1	1952
Musselman, Ron	2	1976,77
Myers, Doby	1	1956
Myers, Pete	3	1965-67

N		
Player	VL	Year(s)
Nester, John	2	2008,09
Nilsson, Steve	3	1976-78
Nimmer, W.A.	1	1930
Nivens, H.B.	2	1929,30
Nixon, Buddy	2	1962,64
Norris, Bobby	1	1959
Northrup, Kevin	4	1989-92
Nystrom, Peter	1	1998

O		
Player	VL	Year(s)
Oakley, Frank	1	1963
O'Dell, Billy	3	1952-54
Ogburn, Mac	1	1962
Olson, Dave	2	1961,62
O'Quinn, Jim	2	1955,56
Owen, Jim	2	1955,56
Owen, W.H.	1	1945
Owens, Jimmy	1	1964
Owens, Randy	1	1973

P		
Player	VL	Year(s)
Pack, Tommy	2	1964,66
Padgett, Matt	3	1996-98
Pagliei, Joe	1	1953
Paradis, Mike	3	1997-99
Parker, Ace	2	1940,41
Parker, Kyle	2	2008,09
Parker, Tim	3	1987,88,90
Parkins, R.A.	2	1931,32
Parmar, Bill	3	1965-67
Parrish, Scott	3	1981,83,84
Parsons, Jeff	1	1997
Pasqualini, Charlie	2	1960,61
Patterson, Choppy	1	1960
Paulling, Bob	3	1981,83,84
Paulsen, Ben	3	2007-09
Pavilack, Harry	2	1960,61
Pawlowski, John	3	1983-85
Pawlowski, John A.	3	1989-91
Pearman, Deas	1	1928
Pearman, F.E.	2	1928,29
Peele, Tim	4	1988-91
Peltz, Pete	2	1977,78
Pennington, Clyde	1	1935
Phillips, Chad	4	1990-93
Pickens, Bob	1	1940
Pierce, Gene	3	2003-05
Player, W.W.	1	1929
Poe, Sam	2	1959,60
Pohl, Phil	1	2009
Pomeranz, Mike	2	1987,88
Porter, Chuck	3	1974-76
Powers, Scott	3	1981,83,84
Priester, Buck	3	1930-32
Pritchard, Daniel	3	2003-05
Pritchett, Jesse	2	1936,37
Proctor, Landrum	3	1931-33
Prophet, Bill	4	1970-73
Proto, Mike	4	1998-01
Pruitt, June	1	1946
Pulaski, Mike	2	1973,74
Pumphrey, Ed	1	1964
Pyzik, Steve	4	2000-03

Q		
Player	VL	Year(s)
Qualters, Tommy	4	1975-78
Quinn, Andrew	1	1946
Quinn, Dewey	2	1946,47
Quinn, Winston	1	1946

Quintrell, Randy	4	1974-77
------------------	---	---------

R		
Player	VL	Year(s)
Ramey, E.L.	2	1930,31
Reames, Joe Don	1	1999
Reba, Steve	4	1999-02
Reese, Gerald	1	1960
Rentz, Luther	3	1942,43,47
Rhinehardt, J.B.	1	1932
Rhodes, Rusty	2	1995,96
Rhue, Mike	1	1998
Rice, Tim	2	1983,84
Richard, Steve	1	2006
Richey, J.	2	1935,36
Richey, R.M.	2	1933,34
Ricketts, Art	1	1961
Rigsby, Tim	2	1989,90
Riley, Ryan	1	2000
Riley, Stick	2	1945,46
Rivers, I.N.	2	1932,33
Roberson, Craig	4	1980-83
Robinson, Jerome	2	1995-96
Rohrbaugh, Robert	3	2003-05
Roller, Jimmy	3	1959-61
Roper, Doug	3	1996,98,99
Ross, Jack	1	1946
Rowland, Joey	2	1986,87
Russ, Frank	4	1980-83
Russell, Don	3	1968-70
Russell, J.M.	1	1945
Ryan, Lanny	2	1960,62

S		
Player	VL	Year(s)
Sampson, Pete	1	1975
Sanders, H.L.	1	1946
Sanders, Matt	2	2008,09
Sanders, Smiley	2	1972,73
Santangelo, Lou	1	2004
Santavici, Jerome	4	1985,87-89
Sargent, Dick	1	1964
Sarratt, Justin	3	2007-09
Satterfield, Shawn	2	1992,93
Sauve, Jeff	4	1992-95
Saylors, Robby	2	1952,53
Schaus, Jeff	2	2008,09
Schmidt, Jarrod	3	2000-02
Schmitt, Paul	3	1977-79
Schnabel, Brock	2	2007,08
Schroeder, Bill	3	1977-79
Schroeder, Bryan	3	1994,95,97
Scott, Ray	2	1996,97
Seibert, Kurt	3	1974-76
Severs, Johnny	3	1969-71
Sexton, Jay	2	1980,81
Sharman, Howard	2	1964,67
Sheaffer, Danny	1	1980
Shealy, Don	3	1955-57
Shealy, Lonnie	2	1954,55
Shepard, David	1	1996
Sherard, Hale	1	1947
Sheriff, Glenn	1	1956
Sherman, Joe	3	1932-34
Shore, Henry	3	1934-36
Shumake, Brooks	3	1982-84
Siepe, Jeff	1	1970
Simons, Neil	4	1977-80
Simpson, J.A.	1	1951
Singleton, Justin	3	1998-00
Sipp, Tony	1	2004
Slevin, David	2	2002,03
Smith, Brodie	1	1994
Smith, Bryan	2	1981,82
Smith, Buster	3	1967-69
Smith, Dale	2	1964,65
Smith, Joe	1	1955
Smith, Jon	3	2000-02
Smith, Marquez	2	2006,07
Smith, Romaine	2	1930,31
Smith, Tad	2	1990,91
Smith, Tommy	1	1985

Snipes, G.L.	2	1938,39
Snyder, Brian	3	1977-79
Spears, Derek	2	1984,85
Spiers, Bill	3	1985-87
Spiers, Bud	3	1957-59
Spiers, Michael	4	1988-91
Spires, Adam	1	1997
Sprouse, Dave	2	1959,60
Squires, Bob	1	1984
Stanley, Henri	4	1997-00
Steele, Bill	3	1985-87
Stefan, Todd	4	1988-91
Stewart, Randy	1	1971
Stidham, Ryan	1	1991
Stolz, Jason	1	2009
Stone, Casey	4	1998-01
Stone, George	2	1984,85
Stoneburner, Graham	2	2008,09
Storrier, Travis	3	2004-06
Stowe, Harold	3	1957-59
Stroud, Dan	2	1947,49
Sturgeon, Chris	1	1993
Suggs, Dick	1	1959
Sullivan, Hank	1	1943
Sullivan, Mike	3	1977-79
Sutton, George	3	1964-66
Swails, A.C.	2	1934,35
Swanner, Jamie	1	1983
Swetenburg, Dick	4	1953-56

T		
Player	VL	Year(s)
Taulbee, Andy	3	1992-94
Taylor, Joe	2	1992,93
Taylor, Joey	2	1961,62
Templeton, Jim	1	1957
Terrill, Brett	2	1974,75
Teufel, Tim	2	1979,80
Thompson, Tommy	2	1985,86
Thraillkill, Josh	2	2007,09
Threadgill, Henry	4	1986-89
Timmerman, J.A.	1	1945
Toth, Bill	2	1955,56
Trapp, Billy	3	1978-80
Triplett, Russell	4	2001-04
Tripp, David	3	1988-90
Trolia, Aaron	1	2003
Troutman, John	2	1934,35
Truluck, John	2	1939,40
Tucker, Steve	4	1973-76
Tyler, H.H.	1	1945

U		
Player	VL	Year(s)
Ulmer, Reed	1	1948
Ulnick, Burton	1	1945
Underwood, J.F.	1	1936
Urrico, Anthony	1	2001

V		
Player	VL	Year(s)
Valiente, Roberto	2	2002,03
Van Dyke, Steve	4	1980-83
Van Volkenburg, Dave	4	1969-72

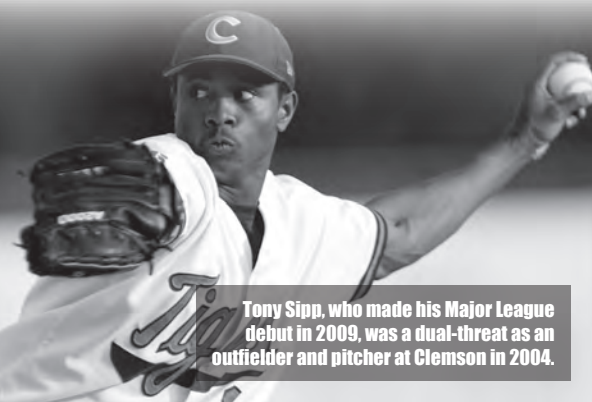
Vaughn, Matt	4	2006-09
Verner, A.C.	1	1937
Veronee, Jack	1	1961
Vessell, Jeff	1	1999
Vincent, Damon	2	1961,62
Vining, Ken	3	1994-96

W		
Player	VL	Year(s)
Waldrop, Kenny	1	1966
Walker, Adam	1	2003
Walling, Denny	1	1975
Ward, Adam	3	2007-09
Ward, Mike	2	1969,70
Ward, Ryan	2	1995,96
Waters, Keith	3	1966-68
Watkins, G.L.	1	1951
Watson, Charlie	3	1965-67
Watson, Mark	2	1994,95
Watson, N.E.	3	1929-31
Watson, Reed	2	1966,68
Weeks, Calvin	4	1969-72
Weems, Billy	4	1977-80
Weismann, Scott	1	2009
Welch, Scott	2	1986,87
Werner, Brian	1	1996
Whitaker, Oliver	4	1984-87
White, Craig	4	1969-71,73
White, Matt	3	1996-98
Whitfield, Larry	1	1967
Whitfield, Mike	2	1968,69
Widmann, Stan	4	2005-08
Wiles, Lee	2	1982,83
Williams, David	1	2005
Williams, J.A.	1	1928
Williams, Keith	2	1991,92
Williams, Ray	4	1984-87
Williams, Rodney	3	1993,95,96
Williams, Steve	4	1984-87
Wilson, Larry	3	1956-58
Wilson, Mitch	2	1983,84
Wilson, Rick	1	1971
Winchester, Scott	3	1993-95
Wingo, Billy	4	1974-77
Wisniewski, Gene	2	1977,78
Woessner, Dave	3	1977-79
Woodruff, Foggy	1	1930
Wrenn, David	1	1965
Wright, Charlie	2	1942,43
Wyatt, Steve	3	1974-76

Y		
Player	VL	Year(s)
Young, Rick	2	1969,70
Youngman, Steve	2	1978,79

Z		
Player	VL	Year(s)
Ziegler, M.G.	3	1928-30
Zocchi, P.J.	3	2005-07
Zoltak, Matt	2	2007,08
Zupa, Ron	3	1966-68

Note: Returning players in **bold**.



Tony Sipp, who made his Major League debut in 2009, was a dual-threat as an outfielder and pitcher at Clemson in 2004.

ACC Tournament History

Year	Site	W-L	Score	Opponent
1973	Chapel Hill, NC	W	10-6	Wake Forest
	Chapel Hill, NC	W	3-1	Virginia
	Chapel Hill, NC	L	4-8	N.C. State
	Chapel Hill, NC	L ⁽¹⁰⁾	2-3	N.C. State
1974	Raleigh, NC	W	6-4	North Carolina
	Raleigh, NC	L	2-3	Virginia
	Raleigh, NC	W	9-6	Virginia
	Raleigh, NC	W	12-5	N.C. State
	Raleigh, NC	L	6-8	N.C. State
	Raleigh, NC	L	6-8	N.C. State
1975	Chapel Hill, NC	L	2-7	North Carolina
	Chapel Hill, NC	W	15-1	Wake Forest
	Chapel Hill, NC	W	7-6	North Carolina
	Chapel Hill, NC	L	2-3	N.C. State
1976	Clemson, SC	W	2-0	Wake Forest
	Clemson, SC	W	2-1	Maryland
	Clemson, SC	W	3-2	Maryland
1977	Clemson, SC	W	10-3	N.C. State
	Clemson, SC	L	4-5	Wake Forest
	Clemson, SC	W	14-6	N.C. State
	Clemson, SC	L	9-22	Wake Forest
1978	Clemson, SC	W	12-1	N.C. State
	Clemson, SC	W	13-0	Duke
	Clemson, SC	W	7-2	Wake Forest
1980	Raleigh, NC	W	4-0	Wake Forest
	Raleigh, NC	W	9-4	Maryland
	Raleigh, NC	W	5-4	N.C. State
	Raleigh, NC	W	12-3	North Carolina
1981	Chapel Hill, NC	W ⁽¹⁰⁾	7-6	Georgia Tech
	Chapel Hill, NC	L	0-1	Duke
	Chapel Hill, NC	W ⁽¹⁰⁾	6-5	Wake Forest
	Chapel Hill, NC	W	7-4	North Carolina
	Chapel Hill, NC	W	9-2	Duke
	Chapel Hill, NC	W	7-5	North Carolina
1982	Chapel Hill, NC	W	10-9	Duke
	Chapel Hill, NC	W	16-2	Georgia Tech
	Chapel Hill, NC	L	4-6	Virginia
	Chapel Hill, NC	L	0-3	North Carolina
1983	Chapel Hill, NC	W	12-5	Virginia
	Chapel Hill, NC	W	8-1	N.C. State
	Chapel Hill, NC	L	5-6	North Carolina
	Chapel Hill, NC	W	14-7	Duke
	Chapel Hill, NC	W	5-2	North Carolina
	Chapel Hill, NC	L	1-10	North Carolina
1984	Durham, NC	L	5-8	Duke
	Durham, NC	W	7-6	Virginia
	Durham, NC	W	12-1	Maryland
	Durham, NC	L	6-7	North Carolina
1985	Atlanta, GA	W	17-12	Maryland
	Atlanta, GA	W	3-2	North Carolina
	Atlanta, GA	L	9-12	Georgia Tech
	Atlanta, GA	W	10-8	Virginia
	Atlanta, GA	L	5-7	Georgia Tech
1986	Durham, NC	W ⁽¹⁴⁾	6-5	Wake Forest
	Durham, NC	L	5-16	Georgia Tech

Records By Site & Opponent

Site	Years	W-L	Runs	Titles	Team	W-L	Runs
Atlanta, GA	1	3-2	44-41	0	Duke	8-4	91-51
Clemson, SC	3	8-2	76-42	2	Florida State	8-10	85-91
Chapel Hill, NC	5	17-9	168-111	1	Georgia Tech	14-9	189-152
Durham, NC	6	8-12	105-124	0	Maryland	12-0	104-30
Fort Mill, SC	2	4-4	55-49	0	Miami (FL)	2-1	15-12
Greenville, SC	9	35-12	349-196	4	North Carolina	16-11	138-129
Jacksonville, FL	4	9-6	89-73	1	N.C. State	17-10	204-138
Raleigh, NC	2	7-2	65-37	1	Virginia	10-7	100-84
Saint Petersburg, FL	2	6-4	58-56	0	Wake Forest	12-5	120-83
Salem, VA	2	2-4	37-41	0	Totals	99-57	1046-770
Totals	36	99-57	1046-770	9			

	Durham, NC	W ⁽¹⁰⁾	7-2	Maryland	Greenville, SC	W	17-5	N.C. State	
	Durham, NC	L	4-6	N.C. State	Greenville, SC	W	9-6	Georgia Tech	
1987	Greenville, SC	W	11-4	Wake Forest	Greenville, SC	L	4-10	Florida State	
	Greenville, SC	W	9-4	North Carolina	Greenville, SC	W	4-1	Florida State	
	Greenville, SC	W	8-0	N.C. State	1995	Greenville, SC	W	10-0	Maryland
	Greenville, SC	L	1-7	Georgia Tech	Greenville, SC	W	6-4	North Carolina	
	Greenville, SC	L	7-11	N.C. State	Greenville, SC	W	11-0	Florida State	
1988	Greenville, SC	W	9-1	Duke	Greenville, SC	W	16-7	N.C. State	
	Greenville, SC	L	0-1	North Carolina	Greenville, SC	L	2-12	Florida State	
	Greenville, SC	W	9-0	Maryland	Greenville, SC	L	2-8	Florida State	
	Greenville, SC	W	5-4	North Carolina	1996	Chapel Hill, NC	W	6-1	Duke
	Greenville, SC	L	6-7	North Carolina	Chapel Hill, NC	W	6-1	Georgia Tech	
1989	Greenville, SC	W	8-0	Maryland	Durham, NC	L	2-4	Virginia	
	Greenville, SC	W	9-3	Georgia Tech	Durham, NC	L	1-2	Florida State	
	Greenville, SC	W	5-4	North Carolina	1997	Saint Petersburg, FL	W	8-6	Wake Forest
	Greenville, SC	W	9-2	N.C. State	Saint Petersburg, FL	W	7-4	Georgia Tech	
	Greenville, SC	W	12-4	North Carolina	Saint Petersburg, FL	L	4-8	Florida State	
1990	Greenville, SC	W	13-3	Duke	Saint Petersburg, FL	W ⁽¹⁰⁾	11-6	N.C. State	
	Greenville, SC	W	7-3	Virginia	Saint Petersburg, FL	L	0-10	Florida State	
	Greenville, SC	L	1-3	North Carolina	1998	Durham, NC	L	1-4	North Carolina
	Greenville, SC	L	5-6	N.C. State	Durham, NC	L	6-10	Georgia Tech	
	1991	Greenville, SC	W	13-1	Maryland	1999	Durham, NC	W	7-6
	Greenville, SC	W	7-2	Wake Forest	Durham, NC	L	3-6	Wake Forest	
	Greenville, SC	W	6-5	Georgia Tech	Durham, NC	W	7-6	Maryland	
	Greenville, SC	W ⁽¹¹⁾	7-4	Virginia	Durham, NC	W	8-7	Florida State	
	Greenville, SC	W	24-8	Georgia Tech	Durham, NC	L	5-9	Wake Forest	
1992	Greenville, SC	W ⁽¹⁰⁾	3-2	Virginia	2000	Fort Mill, SC	W	9-5	Virginia
	Greenville, SC	W	5-2	Florida State	Fort Mill, SC	W	8-4	Florida State	
	Greenville, SC	L	1-11	N.C. State	Fort Mill, SC	L	8-9	Georgia Tech	
	Greenville, SC	W	5-4	Georgia Tech	Fort Mill, SC	W	12-5	Virginia	
	Greenville, SC	W	11-0	Florida State	Fort Mill, SC	L	4-8	Georgia Tech	
	Greenville, SC	L	3-7	N.C. State	2001	Fort Mill, SC	L	3-7	Virginia
1993	Greenville, SC	W	4-2	Duke	Fort Mill, SC	W	7-6	North Carolina	
	Greenville, SC	W	6-1	Florida State	Fort Mill, SC	L	4-5	Florida State	
	Greenville, SC	W	9-8	Georgia Tech	2002	Saint Petersburg, FL	W	10-0	Georgia Tech
	Greenville, SC	W	7-4	North Carolina	Saint Petersburg, FL	L	4-9	Florida State	
	Greenville, SC	L	5-7	Florida State	Saint Petersburg, FL	W	5-3	N.C. State	
	Greenville, SC	W	11-7	N.C. State	Saint Petersburg, FL	W	8-6	Wake Forest	
1994	Greenville, SC	W	7-1	Maryland	Saint Petersburg, FL	L	1-4	Florida State	
					2003	Salem, VA	L	2-10	North Carolina
					Salem, VA	L	4-7	Duke	
					2004	Salem, VA	W	7-6	North Carolina
					Salem, VA	L ⁽¹³⁾	7-11	Georgia Tech	
					Salem, VA	W	12-1	N.C. State	
					Salem, VA	L	5-6	North Carolina	
					2005	Jacksonville, FL	L	1-8	Virginia
					Jacksonville, FL	W	9-1	Miami (FL)	
					Jacksonville, FL	W	5-4	N.C. State	
					Jacksonville, FL	L	4-5	Virginia	
					2006	Jacksonville, FL	W ⁽⁷⁾	13-1	Wake Forest
					Jacksonville, FL	W	3-2	Georgia Tech	
					Jacksonville, FL	L ⁽¹⁰⁾	7-8	Georgia Tech	
					Jacksonville, FL	W	16-11	Georgia Tech	
					Jacksonville, FL	W	8-4	N.C. State	
					2007	Jacksonville, FL	W ⁽¹³⁾	5-4	Miami (FL)
					Jacksonville, FL	L	2-3	Wake Forest	
					Jacksonville, FL	W	5-1	Florida State	
					2008	Jacksonville, FL	L	1-7	Miami (FL)
					Jacksonville, FL	L ⁽⁷⁾	0-10	N.C. State	
					Jacksonville, FL	W	10-4	Georgia Tech	
					2009	Durham, NC	L	5-6	Virginia
					Durham, NC	L	4-10	Duke	
					Durham, NC	W ⁽¹¹⁾	4-3	North Carolina	
					Totals	99-57 (.635)		36 Tournaments	

Note: Championship-clinching wins in **bold**.

In his first career start, Sean Clark pitched 8.0 strong innings and allowed only one run in Clemson's 8-4 win over N.C. State, as the Tigers captured the 2006 ACC Tourney title with the win.



Year	Site	W-L	Score	Opponent
1947	Charlotte, NC	L	2-8	Alabama
	Charlotte, NC	W	8-3	Auburn
	Charlotte, NC	W	1-0	Alabama
	Charlotte, NC	W	4-1	Alabama
1950	New Haven, CT	L	3-7	Yale
	Kannapolis, NC	L	1-6	Alabama
1958	Kannapolis, NC	L	2-4	Kentucky
	Gastonia, NC	L	6-8	Florida
	Gastonia, NC	W	4-2	George Washington
	Gastonia, NC	W ⁽¹⁰⁾	8-5	Florida State
	Gastonia, NC	W	15-14	Florida
	Gastonia, NC	W	3-1	Florida
	* Omaha, NE	W	3-1	Arizona
	* Omaha, NE	L	4-17	Holy Cross
	* Omaha, NE	L	3-5	Western Michigan
	Gastonia, NC	W	9-6	Georgia Tech
1959	Gastonia, NC	W	24-2	Florida State
	Gastonia, NC	W	5-0	Florida State
	* Omaha, NE	L ⁽¹²⁾	2-3	Arizona
	* Omaha, NE	W	7-1	Colorado State
	* Omaha, NE	L	0-7	Penn State
	Gastonia, NC	L	3-5	Florida State
	Gastonia, NC	W	5-0	West Virginia
	Gastonia, NC	W	6-4	Florida State
	Gastonia, NC	W	3-2	Auburn
	Gastonia, NC	L ⁽¹³⁾	5-6	Auburn
1975	Ypsilanti, MI	L	3-5	Eastern Michigan
	Ypsilanti, MI	L	4-5	Penn State
	Columbia, SC	W	13-2	Furman
	Columbia, SC	W	10-4	South Carolina
1976	Columbia, SC	W	6-2	Furman
	* Omaha, NE	W	9-4	Auburn
	* Omaha, NE	L ⁽¹⁰⁾	2-3	Eastern Michigan
	* Omaha, NE	L	6-10	Arizona
	Coral Gables, FL	W	8-7	Mississippi
	Coral Gables, FL	W	7-2	Miami (FL)
1977	Coral Gables, FL	L	3-10	Miami (FL)
	Coral Gables, FL	W	10-9	Miami (FL)
	* Omaha, NE	L	7-10	Arizona State
	* Omaha, NE	W	13-4	Temple
	* Omaha, NE	L	0-1	Cal State Los Angeles
	Coral Gables, FL	W	8-5	Miami (FL)
1978	Coral Gables, FL	L	3-9	Marshall
	Coral Gables, FL	L	5-7	Miami (FL)
	Coral Gables, FL	W	8-4	Georgia Southern
	Coral Gables, FL	L	1-2	Miami (FL)
1979	Coral Gables, FL	W	2-0	Georgia Southern
	Coral Gables, FL	L	1-4	Miami (FL)
	Clemson, SC	W	22-4	East Tennessee State
	Clemson, SC	W	6-2	South Carolina
1980	Clemson, SC	W	17-12	South Carolina
	* Omaha, NE	L	5-13	Miami (FL)
	* Omaha, NE	L	4-6	California
	Clemson, SC	L	2-7	Wichita State
1981	Clemson, SC	L	1-2	East Tennessee State
	Huntsville, AL	W	8-0	West Virginia
	Huntsville, AL	W	6-3	Seton Hall
	Huntsville, AL	L	5-6	Arkansas
1987	Huntsville, AL	W	6-3	Auburn
	Huntsville, AL	L	2-4	Arkansas
	Huntsville, AL	W	3-2	Fordham
	New Britain, CT	L	1-6	Rutgers
1988	New Britain, CT	W	11-1	Saint John's
	New Britain, CT	L	7-8	Kentucky
	Tallahassee, FL	W	6-2	Stetson
	Tallahassee, FL	L	7-14	Auburn
1989	Tallahassee, FL	W	13-5	Stetson
	Tallahassee, FL	W	11-1	Auburn
	Tallahassee, FL	L	1-8	Florida State
	Austin, TX	L	6-9	Creighton
1990	Austin, TX	W	8-5	Texas-Arlington
	Austin, TX	L	3-4	Creighton
	Orono, ME	W	13-5	Princeton
	Orono, ME	W	8-3	Villanova
1991	Orono, ME	W	10-9	Mississippi State
	Orono, ME	W	13-5	Maine
	* Omaha, NE	L	4-8	Creighton
	* Omaha, NE	L	11-12	Long Beach State
1992	Starkville, MS	W	8-4	Yale
	Starkville, MS	L	5-6	UCLA
	Starkville, MS	L	6-7	Oklahoma

1993	Knoxville, TN	W	7-3	Rutgers
	Knoxville, TN	W	10-3	Fresno State
	Knoxville, TN	L	4-11	Fresno State
	Knoxville, TN	L	1-9	Kansas
1994	Clemson, SC	W	5-1	The Citadel
	Clemson, SC	L	1-8	Notre Dame
	Clemson, SC	W	6-1	Old Dominion
	Clemson, SC	L	5-11	Auburn
1995	Clemson, SC	W	8-4	Navy
	Clemson, SC	W	11-5	Jacksonville
	Clemson, SC	W	9-5	Winthrop
	Clemson, SC	W	7-4	Alabama
	* Omaha, NE	L	1-3	Tennessee
	* Omaha, NE	L	3-8	Stanford
	Clemson, SC	W	9-1	Charleston Southern
	Clemson, SC	W	5-1	Old Dominion
	Clemson, SC	W	6-3	West Virginia
	Clemson, SC	W	12-5	Tennessee
1996	* Omaha, NE	L	3-7	Miami (FL)
	* Omaha, NE	W ⁽¹⁰⁾	8-5	Oklahoma State
	* Omaha, NE	W	14-13	Alabama
	* Omaha, NE	L	5-14	Miami (FL)
	Lubbock, TX	W	13-9	Nevada
	Lubbock, TX	L	6-10	Rice
	Lubbock, TX	L	7-12	Texas State
	Clemson, SC	W	12-3	The Citadel
	Clemson, SC	L ⁽¹⁶⁾	1-2	South Alabama
	Clemson, SC	L	5-8	Southern California
1997	Fayetteville, AR	L	5-23	Missouri State
	Fayetteville, AR	W	17-3	Delaware
	Fayetteville, AR	W	12-4	Arkansas
	Fayetteville, AR	W	8-7	Missouri State
	Fayetteville, AR	W	7-5	Missouri State
	College Station, TX	L	3-20	Texas A&M
	College Station, TX	W	10-3	Texas A&M
	College Station, TX	L	4-5	Texas A&M
	Clemson, SC	W	4-0	Middle Tennessee
	Clemson, SC	W	9-3	Illinois
1998	Clemson, SC	W	21-3	Middle Tennessee
	Clemson, SC	W	11-4	Mississippi State
	Clemson, SC	W	9-4	Mississippi State
	* Omaha, NE	W	10-6	San Jose State
	* Omaha, NE	L	4-10	Stanford
	* Omaha, NE	L	4-5	Louisiana-Lafayette
	Clemson, SC	W	4-1	William & Mary
	Clemson, SC	W	24-4	Seton Hall
	Clemson, SC	W	8-2	Seton Hall
	Coral Gables, FL	L	8-10	Miami (FL)
1999	Coral Gables, FL	L	6-14	Miami (FL)
	Clemson, SC	W	15-1	Georgia Southern
	Clemson, SC	W	4-2	East Carolina
	Clemson, SC	W	21-1	East Carolina
	Clemson, SC	L	6-9	Arkansas
	Clemson, SC	W	8-7	Arkansas
	Clemson, SC	W	7-4	Arkansas
	* Omaha, NE	W	11-10	Nebraska
	* Omaha, NE	W	9-7	Georgia Tech
	* Omaha, NE	L	4-12	South Carolina
2000	* Omaha, NE	L	2-10	South Carolina
	Auburn, AL	L	8-10	Ohio State
	Auburn, AL	W ⁽¹⁰⁾	7-6	Princeton
	Auburn, AL	L	0-15	Auburn
	Athens, GA	W	10-6	Birmingham-Southern
	Athens, GA	L	3-6	Georgia
	Athens, GA	W	5-4	Birmingham-Southern
	Athens, GA	W	10-9	Georgia
	Athens, GA	L ⁽¹⁰⁾	6-7	Georgia
	Clemson, SC	W	12-2	North Carolina A&T
2001	Clemson, SC	W	6-0	College of Charleston
	Clemson, SC	W	8-3	Oral Roberts
	Clemson, SC	W	13-3	Elon
	Clemson, SC	W	8-6	Mississippi State
	Clemson, SC	W	11-8	Oral Roberts
	Clemson, SC	W	6-5	Oral Roberts
	* Omaha, NE	W	8-4	Georgia Tech
	* Omaha, NE	L	0-2	North Carolina
	* Omaha, NE	L	6-7	Cal State Fullerton
	Myrtle Beach, SC	W	3-2	Saint John's
2002	Myrtle Beach, SC	W	11-8	Coastal Carolina
	Myrtle Beach, SC	W	15-3	Coastal Carolina
	Starkville, MS	L	6-8	Mississippi State
	Starkville, MS	L	5-8	Mississippi State
	Clemson, SC	W	5-4	Tennessee Tech
	Clemson, SC	L	2-3	Oklahoma State
	Clemson, SC	W	10-0	Tennessee Tech
	Clemson, SC	W	15-1	Oklahoma State
	Clemson, SC	W	6-5	Oklahoma State
	Tempe, AZ	L	4-7	Arizona State
2003	Tempe, AZ	L	2-8	Arizona State
	Totals		101-73 (.580)	34 Tournaments

NCAA Tournament Records

NCAA Tournament Appearances

Rk	Team	App.
1.	Texas	53
2.	Florida State	47
3.	Miami (FL)	38
4.	Oklahoma State	37
5.	Southern California	36
6.	Clemson	34
7.	Arizona State	33
8.	Cal State Fullerton	31
	Fresno State	31
	Oklahoma	31
	Saint John's	31
12.	Arizona	30
13.	Minnesota	29
14.	Mississippi State	28
	Stanford	28

Consecutive NCAA Tournament Appearances

Rk	Team	App.	Years
1.	Miami (FL)	37	1973-09
2.	Florida State	32	1978-09
3.	Clemson	21	1987-07
4.	Oklahoma State	19	1981-99
5.	Texas	18	1979-96
	Cal State Fullerton	18	1992-09
7.	Louisiana State	17	1989-05
8.	Northern Colorado	15	1952-66
	Rice	15	1995-09
10.	Georgia Tech	14	1985-98
	Wichita State	14	1987-00
12.	Stanford	13	1994-06

College World Series Appearances

Rk	Team	App.
1.	Texas	33
2.	Miami (FL)	23
3.	Arizona State	21
	Southern California	21
5.	Florida State	19
	Oklahoma State	19
7.	Cal State Fullerton	16
	Stanford	16
9.	Arizona	15
	Louisiana State	15
11.	Clemson	11
12.	Northern Colorado	10
13.	Oklahoma	9
14.	Mississippi State	8
	North Carolina	8
	South Carolina	8

	Waco, TX	W	4-2	Baylor
	Waco, TX	L	1-7	Baylor
	Waco, TX	L	1-6	Baylor
2006	Clemson, SC	W	3-0	North Carolina-Asheville
	Clemson, SC	W	13-3	Elon
	Clemson, SC	W	8-6	Mississippi State
	Clemson, SC	W	11-8	Oral Roberts
2007	Clemson, SC	W	6-5	Oral Roberts
	* Omaha, NE	W	8-4	Georgia Tech
	* Omaha, NE	L	0-2	North Carolina
	* Omaha, NE	L	6-7	Cal State Fullerton
2008	Myrtle Beach, SC	W	3-2	Saint John's
	Myrtle Beach, SC	W	11-8	Coastal Carolina
	Myrtle Beach, SC	W	15-3	Coastal Carolina
	Starkville, MS	L	6-8	Mississippi State
2009	Starkville, MS	L	5-8	Mississippi State
	Clemson, SC	W	5-4	Tennessee Tech
	Clemson, SC	L	2-3	Oklahoma State
	Clemson, SC	W	10-0	Tennessee Tech
2010	Clemson, SC	W	15-1	Oklahoma State
	Clemson, SC	W	6-5	Oklahoma State
	Tempe, AZ	L	4-7	Arizona State
	Tempe, AZ	L	2-8	Arizona State

Totals **101-73 (.580)** **34 Tournaments**
 * - College World Series; ^ - play-in game (not counted as an NCAA Tournament game); Note: Championship-clinching wins in **bold**.





The 1987 Tigers were unranked in Baseball America's preseason poll, but they were ranked in the top 15 of every poll during the season.

1987		
Date	BA	CB
Pre	---	---
2-16	14	---
2-23	13	---
3-2	13	---
3-9	13	20
3-16	10	8
3-23	10	7
3-30	8	8
4-6	8	10
4-13	9	6
4-20	9	7
4-27	11	12
5-4	9	11
5-11	9	9
5-18	10	13
5-26	10	10
Final	10	10

1988		
Date	BA	CB
Pre	---	---
2-21	---	---
3-1	---	---
3-8	23	17
3-15	19	9
3-22	20	17
3-29	20	20
4-5	16	17
4-12	12	13
4-19	12	10
4-26	11	7
5-3	11	6
5-10	10	7
5-17	14	13
5-24	14	8
Final	15	21

1989		
Date	BA	CB
Pre	13	15
2-13	14	16
2-20	13	16
2-27	15	21
3-6	13	19
3-13	14	14
3-20	13	14
3-27	14	11
4-3	11	10
4-10	8	7
4-17	12	9

4-24	16	15
5-1	18	---
5-8	18	24
5-15	25	---
5-22	19	16
Final	14	14

1990		
Date	BA	CB
Pre	20	20
2-13	20	18
2-20	20	18
2-27	18	16
3-6	18	16
3-13	18	14
3-20	17	12
3-27	25	19
4-3	---	---
4-10	---	---
4-17	---	---
4-24	---	---
5-1	22	18
5-8	---	23
5-15	---	23
5-22	---	---
5-29	---	---
Final	---	---

1991		
Date	BA	CB
Pre	---	22
2-12	---	22
2-19	---	22
2-26	---	22
3-5	18	22
3-12	16	23
3-19	15	14
3-26	14	16
4-2	13	13
4-9	11	10
4-16	11	11
4-23	6	8
4-30	5	6
5-6	5	5
5-13	4	5
5-20	4	4
5-27	4	3
Final	4	8

1992		
Date	BA	CB
Pre	18	24

2-17	18	24
2-24	16	22
3-2	14	18
3-9	10	9
3-16	10	6
3-23	8	7
3-30	5	4
4-7	4	3
4-14	3	2
4-21	3	2
4-28	4	3
5-5	4	4
5-12	4	3
5-19	5	6
5-26	7	10
Final	7	10

1993			
Date	BA	CB	SW
Pre	19	21	20
2-8	20	21	20
2-22	22	---	22
3-1	20	25	22
3-8	24	---	18
3-15	24	---	16
3-22	---	---	19
3-29	---	---	22
4-5	---	---	18
4-12	---	---	16
4-19	---	---	17
4-26	---	---	22
5-3	---	---	19
5-10	22	---	15
5-17	22	25	12
5-24	16	22	11
Final	17	17	16

1994			
Date	BA	CB	SW
2-14	---	25	NP
2-21	---	17	NP
2-28	---	22	NP
3-7	---	15	NP
3-14	---	7	NP
3-21	---	7	NP
3-28	15	14	7
4-4	13	12	7
4-11	8	7	5
4-18	8	6	4
4-25	9	4	5
5-2	6	1	2
5-9	3	1	1

5-16	1	1	1
5-23	1	1	1
5-31	4	9	NP
Final	4	9	9

1995			
Date	BA	CB	SW
Pre	5	4	5
2-13	5	4	5
2-20	9	8	7
2-27	8	8	7
3-6	6	6	4
3-13	4	5	4
3-20	2	2	2
3-27	1	1	1
4-3	3	3	4
4-10	2	2	3
4-17	2	2	2
4-24	5	4	6
5-1	3	4	3
5-8	3	4	3
5-15	5	7	5
5-22	4	5	6
5-29	4	4	5
Final	8	8	8

1996			
Date	BA	CB	SW
Pre	7	21	8
2-13	7	21	NP
2-20	11	22	19
2-27	10	18	15
3-5	5	9	8
3-12	5	5	6
3-19	6	10	9
3-26	7	9	7
4-2	9	9	8
4-9	9	9	7
4-16	4	8	4
4-23	7	12	8
4-30	11	16	9
5-7	6	10	8
5-14	5	8	5
5-21	8	10	9
5-27	5	7	NP
Final	5	4	4

1997			
Date	BA	CB	SW
Pre	22	17	18
2-10	22	17	NP
2-17	22	17	13

2-24	19	10	11
3-3	21	12	13
3-10	13	12	12
3-17	11	10	10
3-24	16	15	13
3-31	17	18	13
4-7	---	25	15
4-14	---	---	17
4-21	---	---	22
4-28	---	---	23
5-5	---	---	21
5-12	---	---	20
5-19	---	25	22
5-26	---	---	NP
Final	---	---	24

1998			
Date	BA	CB	SW
Pre	---	16	22
2-9	23	16	NP
2-16	23	16	13
2-23	21	14	13
3-2	16	10	10
3-9	12	5	7
3-16	10	5	6
3-23	8	4	4
3-30	7	5	4
4-6	7	5	3
4-13	9	8	7
4-20	8	7	4
4-27	7	7	3
5-4	8	10	5
5-11	13	18	9
5-18	18	18	14
5-25	21	23	NP
Final	21	23	19

1999			
Date	BA	CB	SW
Pre	14	20	16
2-8	14	22	NP
2-15	11	20	13
2-22	12	20	14
3-1	19	---	22
3-8	---	---	---
3-15	---	---	---
3-22	---	---	---
3-29	---	---	---
4-5	---	---	---
4-12	---	---	---
4-19	---	---	---
4-26	---	23	---

5-3	---	23	---
5-10	---	19	---
5-17	---	19	---
5-24	24	16	---
5-31	17	12	NP
6-7	17	13	NP
Final	17	13	14

2000			
Date	BA	CB	SW
Pre	24	11	15
2-7	19	NP	NP
2-14	19	11	18
2-21	17	9	13
2-28	15	8	12
3-6	16	8	10
3-13	10	4	7
3-20	7	1	5
3-27	4	1	4
4-3	9	8	7
4-10	7	6	6
4-17	9	7	6
4-24	7	7	5
5-1	8	9	8
5-8	6	8	6
5-15	7	6	7
5-22	9	8	8
5-29	7	5	NP
6-5	3	3	NP
Final	7	6	5

2001			
Date	BA	CB	SW
Pre	10	5	5
2-5	10	5	NP
2-12	13	5	8
2-19	14	10	10
2-26	14	13	13
3-5	14	13	15
3-12	14	10	14
3-19	14	10	11
3-26	13	14	12
4-2	11	8	12
4-9	17	17	18
4-16	12	13	18
4-23	12	12	15
4-30	17	14	16
5-7	17	13	16
5-14	15	13	17
5-21	19	14	20
5-28	17	12	NP
6-4	17	13	NP
Final	17	13	14

2002			
Date	BA	CB	SW
Pre	2	6	5
2-11	2	4	4
2-18	3	4	4
2-25	2	3	3
3-4	2	3	3
3-11	2	2	2
3-18	2	2	2
3-25	2	1	1
4-1	1	1	1
4-8	1	1	1
4-15	1	1	1
4-22	1	1	1
4-29	1	1	1
5-6	1	1	1
5-13	1	1	1
5-20	6	6	5
5-27	5	7	4
6-3	5	5	NP
6-10	4	4	NP
Final	3	3	3

2003			
Date	BA	CB	SW
Pre	19	18	15
2-3	NP	18	NP
2-10	19	18	14

2-17	18	17	12
2-24	19	19	18
3-3	19	19	18
3-10	19	19	18
3-17	17	14	16
3-24	14	10	13
3-31	20	15	17
4-7	18	13	14
4-14	19	15	15
4-21	---	23	20
4-28	20	16	14
5-5	20	15	14
5-12	---	---	19
5-19	24	21	17
5-26	---	---	21
6-2	---	---	NP
6-9	---	---	NP
Final	---	---	---

2004			
Date	BA	CB	SW
Pre	11	17	13
2-9	11	17	14
2-16	11	17	14
2-23	11	17	11
3-1	18	---	25
3-8	25	---	---
3-15	---	---	---
3-22	---	---	---
3-29	---	---	---
4-5	---	23	---
4-12	---	---	---
4-19	---	17	---
4-26	22	11	25
5-3	---	13	---
5-10	---	20	---
5-17	---	---	---
5-24	---	22	---
5-31	---	22	---
6-7	---	---	NP
6-14	---	---	NP
Final	---	---	---

2005			
Date	BA	CB	SW
Pre	---	21	23
2-7	---	21	23
2-14	---	21	24
2-21	---	---	---
2-28	---	24	---
3-7	---	---	---
3-14	---	---	---
3-21	---	---	---
3-28	---	---	---
4-4	---	---	---
4-11	---	---	---
4-18	---	---	---
4-25	---	---	---
5-2	---	---	---
5-9	---	---	---
5-16	---	24	---
5-23	20	12	19
5-30	15	12	19
6-7	13	12	NP
6-14	14	13	NP
Final	14	13	16

Bill Wilhelm

In his 36 years as a head coach, all in Tigertown, Bill Wilhelm posted a 1,161-536-10 mark, making him the fifth-winningest coach in the history of college baseball at the time of his retirement. Wilhelm has earned his place among the true legends of the college game and still remains tied for the 15th-winningest coach in Division I history.



Serving as head baseball coach at one school for your entire career is quite an accomplishment. Having 36 seasons under your belt is an even greater accomplishment. But spending your entire 36-year career at one school and never having a losing season is incredible. That is one of many accomplishments for the former Tiger coach.

Wilhelm coached his first game at Clemson, a 7-5 win against Michigan State, on March 24, 1958, and the wins never stopped in his 36 years and 1,707 games.

Wilhelm had five different teams record at least 50 wins, but his 1993 and last edition may have been his most overachieving one. The ACC Tourney proved to be magic, as the Tigers went through the five-day tourney with a 5-1 record, including a come-from-behind 11-7 win over N.C. State in the title game.

Clemson received a #2 seed in the Mideast Regional in Knoxville, TN, the sixth-straight year the Tigers were a #1 or #2 seed heading into NCAA play. In the regional, the 1993 team set the Tiger record for wins against top-25 teams in a season (13), so the 45 wins were accomplished against a standout

schedule. Thirty-two of the 65 games were against teams that played in the NCAA Tournament.

Although he had many rewarding years at Clemson, the 1991 season was his most successful in terms of wins. The Tigers ran up a 60-10 record that season, the best record in the nation, captured the ACC regular-season title, swept the ACC Tourney and the NCAA Northeast Regional, and earned a berth to the College World Series. That number of wins set a league record for victories in a season, breaking the old record of 54, set by the 1987 and 1988 teams.

Wilhelm's team of 1991 ranked #4 in **Baseball America's** final poll. The trip to Omaha marked the sixth of his career, and the Tigers' ACC title was his 10th as head coach. He was named District III Diamond Coach-of-the-Year along with ACC Coach-of-the-Year in 1991.

In his last years at Clemson, Wilhelm took the Tigers to the NCAA Tourney seven times, and his teams posted a 356-115-1 record during that period, an average of nearly 51 wins a year. He took a team to the NCAA Tourney 17 times in his career, tops for an ACC coach.

Wilhelm's 1,161 wins are one of the highest totals in any sport by an ACC head coach. He posted a record of 450-188-1 against ACC teams, a 70.5 winning percentage. That figure includes the ACC Tourney and regular-season games that did not count in the ACC standings.

Wilhelm's Accomplishments

- 1161-536-10 in 36 seasons at Clemson (1958-93)
- 5 seasons of at least 50 wins
- 6 NCAA District Championships
- 6 trips to the College World Series
- 7 ACC Tournament titles (tourney started in 1973)
- 11 ACC Championships
- 16 top-25 seasons
- 17 NCAA Regional appearances
- 19 ACC regular-season titles (including ties)
- 20 All-Americans
- 27 players went on to play in the Major Leagues
- 34 players chosen to the NCAA All-District team
- 36 consecutive years without a losing season
- 88 players chosen First-Team All-ACC
- 100 players signed professional contracts

All-Time Winningest Division I Coaches

Rk	Head Coach	Current/Last School	Years	W	L	T	Win %
1.	* Gene Stephenson	Wichita State	32	1683	577	3	.744
2.	* Augie Garrido	Texas	38	1632	731	8	.690
3.	* Mike Martin	Florida State	30	1583	538	4	.746
4.	Cliff Gustafson	Texas	29	1427	373	2	.792
5.	Ron Polk	Mississippi State	35	1373	702	2	.662
6.	* Mark Marquess	Stanford	33	1356	694	7	.661
7.	Rod Dedeaux	Southern California	44	1342	597	16	.691
8.	Bob Bennett	Fresno State	34	1300	757	8	.631
9.	Ron Fraser	Miami (FL)	30	1267	440	9	.741
10.	Jack Stallings	Georgia Southern	39	1255	799	10	.610
11.	* Jim Morris	Miami (FL)	28	1237	522	4	.703
12.	Larry Cochell	Oklahoma	35	1235	762	3	.618
13.	Jim Dietz	San Diego State	31	1230	751	18	.620
14.	Richard Jones	Illinois	36	1214	719	6	.628
15.	Bill Wilhelm	Clemson	36	1161	536	10	.683
	Norm DeBryn	Arkansas	33	1161	650	6	.641
17.	Jack Coffey	Fordham	47	1160	482	13	.705
18.	Chuck Brayton	Washington State	33	1158	525	6	.687
19.	Jay Bergman	Central Florida	30	1148	651	1	.638
20.	* Jim Gilligan	Lamar	31	1120	692	7	.618

* - active; Note: Records are through the 2009 season; only includes records as a head coach at a Division I school.

In regular-season play against the league, Wilhelm had a 381-158-1 mark, a 70.6 winning percentage.

The Tigers have captured 14 ACC titles outright, more than any other team, and Wilhelm was the mentor for 11 of them. Clemson has either won or tied for the regular-season title 21 times, and Wilhelm was the head coach on 18 of those occasions. He had 10 consecutive years (1973-82) where the Tigers either won the ACC regular-season or tournament title.

Wilhelm, a native of China Grove, NC, played at N.C. State for two years before signing with the Saint Louis Cardinals in June of 1950. After one year of professional baseball, he entered military service, where he spent two years. He played service ball and spent two more years in the professional ranks before returning to college. He entered Catawba (Salisbury, NC) and received his degree in January of 1957.

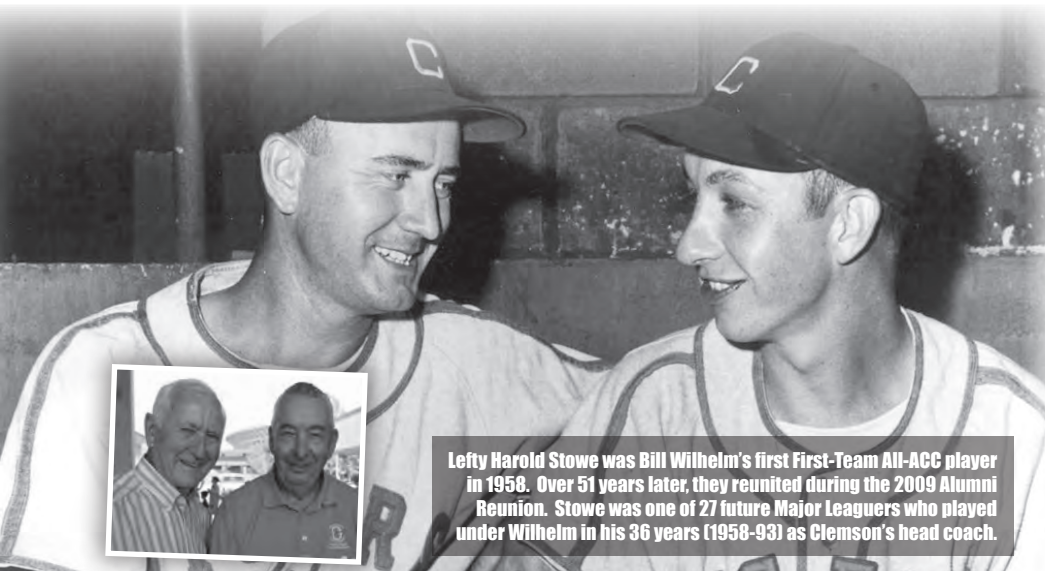
Upon graduation, Wilhelm began work on his master's degree at North Carolina. At the same time, he served as an assistant coach for the Tar Heels under Head Coach Walter Rabb and played catcher for Greensboro in the Carolina League. In 1957 when North Carolina played at Clemson, Tiger Athletic Director Frank Howard asked Rabb to recommend a new coach so that the Tigers' head coach (Bob Smith) could become a full-time football coach. Howard took Rabb's advice and hired Wilhelm.

In August of 1958, Wilhelm received his graduate degree from North Carolina while he served as Clemson's head coach. He coached the Tigers to the College World Series each of his first two seasons.

Wilhelm's Milestone Wins

Win	Date	Opponent	Score
1	3-24-1958	Michigan State	7-5
100	4-2-1960	Georgia	11-10
200	4-16-1968	South Carolina	6-5
300	3-17-1972	Georgia Southern	2-1
400	3-11-1976	Maryland	6-0
500	4-12-1978	Newberry	6-1
600	3-14-1981	Winthrop	9-5
700	3-12-1984	Marshall	8-1
800	5-5-1986	South Carolina	7-6
900	4-21-1988	Georgia Tech	7-4
1000	4-29-1990	Georgia Tech	17-10
1100	4-8-1992	South Carolina	5-3
1161	5-29-1993	Fresno State	10-3

Note: Home games in **bold**.



Lefty Harold Stowe was Bill Wilhelm's first First-Team All-ACC player in 1958. Over 51 years later, they reunited during the 2009 Alumni Reunion. Stowe was one of 27 future Major Leaguers who played under Wilhelm in his 36 years (1958-93) as Clemson's head coach.



April 24, 1896 - Clemson played its first baseball game, a 20-13 loss to Furman. The home games were played on Bowman Field in front of Tillman Hall. The Tigers' first head coach was **R.T.V. Bowman**.

May 12, 1899 - Clemson played South Carolina for the first time. The Tigers won 21-8 in eight innings in Columbia. The Gamecocks are the Tigers' most common opponent to date (287 meetings, Clemson leads 165-120-2 (.578)).

1900 - Legendary football coach **John Heisman**, who coached Clemson's gridders for four seasons, was named the Tigers' baseball coach. **Heisman** compiled a 28-6-1 (.814) record in three seasons (1901-03), which still stands today as the best winning percentage in Tiger history, slightly ahead of another legendary football coach, **Frank Howard**.

1904 - **Vet Sitton** played in his first season at Clemson. The Pendleton, SC native, a 5'11", 170-pound righty, played one season (1909) for the Cleveland Indians, where he was 3-2 with a 2.88 ERA in 50.0 innings pitched. He later was the Tigers' head coach in 1915, 16 and compiled a 26-18-1 (.589) record.

April 12, 1913 - **Doc Ezell** pitched Clemson's first no-hitter in a 5-0 victory over Erskine.

March 27, 1916 - Clemson defeated West Virginia Wesleyan 4-2 in the first game played on Riggs Baseball Field. Clemson played on this field until the 1970 season.

April 29, 1916 - **Elmer Long** pitched a no-hitter in a 2-0 win over Virginia Military.

1921 - Clemson joined the Southern Conference and was a charter member.

1922 - **Flint Rhem**, one of the Tigers' greatest players of the 20th century, played in his first season at Clemson. He played during the 1922-24 seasons and later went on to play 12 Major League seasons with the Saint Louis Cardinals, Philadelphia Phillies, and Boston Braves. He had a 105-97 career record with a 4.20 ERA and over 1,500 strikeouts. He was 20-7 with a 3.21 ERA with the Cardinals in 1926 in his best season. He once pitched a no-hitter (in 1924, one year before his rookie season in the Majors) while playing for the Fort Smith (AR) minor league team. He struck out 16 batters in the game and made it in "Ripley's Believe It or Not" by not allowing a ball to be hit out of the infield.

April 17, 1924 - **Lefty Smith** pitched a no-hitter in a 6-0 win over South Carolina.

The Tigers played their home games on Bowman Field in front of Tillman Hall during their first 19 seasons through 1915. It was also the venue in John Heisman's tenure as head coach (1901-03).



1931 - Clemson's season was cut short due to an outbreak of meningitis on campus in April. Clemson finished 6-2.

1932 - Legendary football coach **Jess Neely**, who coached the Tiger gridders for nine seasons (1931-39), coached his first season as Clemson's baseball coach. He compiled a 68-67-2 (.504) record in seven seasons (1932-38).

1941 - **Dude Buchanan** set the school record for batting average in a season with a .485 mark (33-for-68).

1943 - **Frank Howard**, the Tigers' career leader in football victories (165), coached the baseball squad for one season, compiling a 12-3 overall record. His career record is still the second-best of any coach in school history. There have only been five different baseball head coaches since his brief stint.

March 29, 1946 - **Joe Landrum** pitched a no-hitter in a 6-0 win over Erskine.

June 12-20, 1947 - Clemson participated in the NCAA Tournament for the first time. The Tigers advanced to the NCAA Eastern Finals and lost to eventual finalist Yale (and first-baseman George Bush) on June 20 at New Haven, CT.

1947 - **Joe Landrum** was Clemson's first baseball All-American. He earned first-team honors from **ABCA** after posting a 12-2 record and 2.23 ERA. **Landrum** went on to pitch for the Brooklyn Dodgers. Clemson won the Southern Conference title with a 13-2 record.

May 5, 1950 - **Fred Knoebel** hit for the cycle (the first by a Tiger) at South Carolina. He walked in the first, tripled in the second, singled in the fourth, and hit a home run in the fifth. **Knoebel** also doubled in the seventh and was hit-by-pitch in the eighth. Clemson won the game 14-5.

June 8, 9, 1950 - Clemson played Alabama and Kentucky in the NCAA Tournament at Kannapolis, NC, losing both games.

April 4, 1952 - **Billy O'Dell** struck out a Clemson-record 21 batters in a 5-2 win over South Carolina at Orangeburg, SC.

May 8, 1953 - **Billy O'Dell** pitched a no-hitter in a 2-0 win over South Carolina. That same day, Clemson officially joined the newly-formed Atlantic Coast Conference.

May 22-24, 1954 - Clemson participated in the NCAA Playoffs in a home-and-home series with Virginia Tech, but lost to the Hokies twice in as many games. Clemson lost the first game 11-10 on May 22. It marked the first NCAA Tournament event in any sport played at Clemson. The Tigers lost to Virginia Tech 7-1 two days later in Blacksburg.

1954 - Clemson won the ACC title with an 8-4 ACC regular-season record in the conference's inaugural season.

Fall, 1957 - From the advice of North Carolina Head Coach Walter Rabb, **Frank Howard** hired a 27-year old assistant from China Grove, NC named **Bill Wilhelm**.

March 24, 1958 - **Bill Wilhelm** coached his first game and defeated Michigan State 7-5 in seven innings at Clemson.

May 19, 1958 - Clemson defeated North Carolina 4-1 at Gastonia, NC in a playoff game to determine the ACC Champion. Both teams had 11-3 records after the regular season, forcing the one-game playoff.

June 5-9, 1958 - The Tigers won the NCAA District III Playoffs to advance to the College World Series. The Tigers lost their opening game of the NCAA Tourney to Florida 8-6. Therefore, the Tigers had to win five games in a row to advance to the College World Series in Omaha, NE, a destination never made before by Clemson at the time. So the Tigers promptly defeated George Washington and Florida State to stay alive. The only problem was that Clemson had to defeat Florida twice on June 9 to advance. In the first game, the Tigers won a thriller 15-14 when **Bailey Hendley** singled home **Larry Wilson** in the bottom of the ninth. Later in the day, Clemson won 3-1 to advance to Omaha. **Harold Stowe**, who went on to play for the Yankees, pitched a four-hitter to earn his 13th victory of the season. The two victories in one day still stands today as the only time that Clemson has won twice in one day to advance to the College World Series.

June 14-16, 1958 - Clemson participated in the College World Series for the first time. Clemson defeated Arizona 4-1 on June 14, but lost to Holy Cross 17-4 on June 15 and Western Michigan 5-3 on June 16.

1958 - **Harold Stowe** led the nation in appearances (21), innings pitched (127.0), strikeouts (126), and wins (14).

May 16-18, 1959 - After the 1959 regular season, Clemson, Wake Forest, and North Carolina were tied for first place, forcing a playoff among the three. Clemson beat Wake Forest 4-2 at Thomasville, NC on May 16 and downed North Carolina 9-7 at Gastonia, NC to claim the ACC crown.

June 4-6, 1959 - Clemson raced through the NCAA District III Playoffs at Gastonia, NC, downing Georgia Tech 9-6 and Florida State twice (24-2, 5-0) to advance to Omaha.

June 13-15, 1959 - The Tigers lost to Arizona 3-2 on June 13 in 12 innings in their first game in Omaha. They bounced back and defeated Colorado State 7-1 the next day, but were eliminated by Penn State 7-0 on June 15.

Vet Sitton was one of the first Tigers to play in the Majors and later served as Clemson's head coach in 1915 and 1916.

1959 - Clemson was ranked #7 in the final **Collegiate Baseball** poll.

May 8, 1962 - Clemson hit an ACC-record five homers in one inning (sixth) against South Carolina in a 27-17 win. Clemson also hit a Tiger-record eight homers in the game.

1962 - Clemson led the nation in homers per game (1.6).

April 10, 1965 - May 17, 1966 - **Rusty Adkins** had a 41-game hitting streak. **Adkins** hit .438 during the streak that still stands as the longest in ACC history.

1966 - Clemson led the nation in runs per game (9.1), home runs per game (1.28), and slugging percentage (.502).

May 6, 1967 - **Nelson Gibson** and **Charlie Watson** combined to pitch a no-hitter in a 3-0 win over Georgia Tech.

June 2-5, 1967 - Clemson participated in the NCAA District III Playoffs at Gastonia, NC. After losing the first contest against Florida State, Clemson rebounded with three straight victories. But Auburn ended Clemson's season by defeating the Tigers 6-5 in 13 innings in the championship game.

1967 - The Tigers won the ACC title (11-2). Clemson was ranked #7 in the final **Collegiate Baseball** poll.

June 6, 1968 - Lefthander **John Curtis** became Clemson's first first-round Major League draft pick. He was the #10 overall pick in the secondary phase by the Boston Red Sox.

March 7, 1970 - Clemson played its first two games at Doug Kingsmore Stadium. The Tigers defeated Louisville 10-0 and 8-1 in two seven-inning games. The field featured a "Crosley-like" terrace around the outfield fence that gave the field a more closed-in perspective and reduced maintenance for drainage purposes.

1970 - Clemson was ranked #18 in the final **Collegiate Baseball** poll.

April 17, 1971 - **Dave Van Volkenburg** pitched a no-hitter in an 11-0 win over Florida State in a seven-inning game.

1971 - Clemson was ranked #22 in the final **Collegiate Baseball** poll.

March 16, 1973 - **Lindsay Graham** pitched a no-hitter in a 3-0 win over Maryland in an eight-inning game.

1973 - Clemson won the ACC regular-season title with a 10-2 record.

April 19, 1974 - **Chuck Porter** pitched a Tiger and ACC-record 16.0 innings in earning the victory over Virginia 3-2 in the first game of a doubleheader at Clemson.

1974 - Clemson won the ACC regular-season title with a 10-1 record.

April 22, 1975 - **Steve Tucker** hit for the cycle at Georgia Tech. He doubled in the first, tripled in the fourth, homered in the sixth, and singled in both the seventh and ninth innings. Clemson won the game 18-3.

May 23, 24, 1975 - Clemson participated in the NCAA Midwest Regional in Ypsilanti, MI. Eastern Michigan and Penn State defeated the Tigers 5-3 and 5-4, respectively.

1975 - **Denny Walling** led the nation with 1.58 RBIs per game. Clemson tied for the ACC regular-season title with a 10-2 record and was ranked #25 in the final **Collegiate Baseball** poll.

March 28, 1976 - Clemson defeated North Carolina-Wilmington 10-2 at Doug Kingsmore Stadium for the 1,000th victory in school history.

April 17, 1976 - **Ron Musselman** pitched a no-hitter in a 9-0 win over Virginia.

1976 - Clemson was ranked #5 in the final **Collegiate Baseball** poll.

April 23-25, 1976 - Clemson won its first ACC Tournament Championship, as the Tigers defeated Wake Forest 2-0 and Maryland in two games (2-1, 3-2) at Clemson.

May 21-24, 1976 - The Tigers won the NCAA Atlantic Regional in Columbia, SC by downing Furman 13-2 in game-one, defeating South Carolina 10-4 in the second game, and beating Furman 6-2 to advance to Omaha.

June 11-14, 1976 - Clemson participated in the College World Series. The Tigers defeated Auburn 9-4 on June 11 and lost to Eastern Michigan 3-2 in 10 innings on June 13. Arizona eliminated the Tigers 10-6 on June 14.

1976 - Clemson won the ACC regular-season title with a 10-2 record.

February 26 - March 27, 1977 - Clemson opened the season with a 26-game winning streak, the longest winning streak in school history.

March 17, 1977 - **Brian Snyder** pitched a no-hitter in an 8-0 win over North Carolina-Wilmington.

May 20-22, 1977 - Clemson defeated Mississippi and won two of three games from host Miami (FL) in winning the NCAA South Regional to advance to the College World Series.

June 10-14, 1977 - In the College World Series, Clemson lost to Arizona State 10-7 on June 10, but beat Temple 13-4 the next day. However, Cal State Los Angeles eliminated Clemson 1-0 on June 14.

1977 - Clemson captured the ACC regular-season title with a 9-1 record. Clemson was ranked #5 in the final **Collegiate Baseball** poll.

April 22-24, 1978 - The Tigers won the ACC Tourney title at Clemson. The Tigers swept through the tourney with wins over N.C. State (12-1), Duke (13-0), and Wake Forest (7-2).

May 19-21, 1978 - In the NCAA Atlantic Regional at Coral Gables, FL, the Tigers beat host Miami (FL) 8-5 in the first game, but lost to Marshall (9-3) and Miami (7-5).

1978 - Clemson won the ACC regular-season title with a 10-2 record. The Tigers also started the tradition of wearing ankle-long, white pants for every game. Clemson was ranked #25 in the final **Collegiate Baseball** poll.

April 7, 1979 - Clemson's most productive offensive game came at N.C. State. The score...41-9. The Tigers led 18-6 after four innings and capped off the day with 18 runs in the ninth. **Robert Bonnette** had three hits in the ninth in which 22 Tigers batted. **Neil Simons** went 4-for-6 with three walks, six runs, three homers, and a Tiger record-tying 10 RBIs. **Dave Buffamoyer** also set a record with seven runs, while **Bonnette** and **Tony Masone** had five hits apiece. Future Major Leaguers **Tim Teufel** and **Bill Schroeder** batted fifth and sixth, respectively, and combined for five hits, nine runs, and nine RBIs.

May 18-20, 1979 - In the NCAA Atlantic Regional at Coral Gables, FL, the Tigers defeated Georgia Southern 8-4, but lost to Miami (FL) 2-1 in the Tigers' next game. The next two games yielded the same results, as Clemson downed Georgia Southern 2-0, but lost to Miami 4-1.

1979 - Clemson won the ACC regular-season title with a 10-1 record. There was no ACC Tourney that year. Clemson was ranked #9 in the final **Collegiate Baseball** poll.

March 10, 1980 - **Mike Brown** pitched a perfect game in a 2-0 win over North Carolina-Wilmington in seven innings.

April 22-26, 1980 - Clemson won the ACC Tournament held at Raleigh, NC by winning four games in a row without a defeat. The Tigers downed Wake Forest (4-0), Maryland (9-4), N.C. State (5-4), and North Carolina (12-3).

May 22-25, 1980 - In the NCAA Atlantic Regional at Clemson, the Tigers beat East Tennessee State (22-4) and South Carolina twice (6-2, 17-12) to advance to Omaha.


May 31 - June 1, 1980 - In the College World Series, Clemson lost to Miami (FL) 13-5 and California 6-4.

1980 - Clemson was ranked #4 in the final **Collegiate Baseball** poll.

April 22-26, 1981 - Clemson won the ACC Tournament held at Chapel Hill, NC. Clemson defeated North Carolina 7-5 in the championship game. The Tigers won four straight games after losing their second game of the tournament.

May 22, 23, 1981 - In the NCAA Atlantic Regional at Clemson, the Tigers lost to Wichita State (7-2) and East Tennessee State (2-1).

1981 - Clemson tied for the ACC regular-season title with a 10-4 record.



Rusty Adkins (left) and Jack McCall (right) were two reasons Clemson led the nation in runs per game, homers per game, and slugging percentage in 1966.



Tiger Timeline

March 5, 1982 - **Jeff Gilbert** pitched a no-hitter in a 5-0 win over Western Carolina.

1982 - Clemson captured the ACC regular-season title with a 10-2 record.

March 6, 1984 - **Scott Parrish** pitched a no-hitter in a 6-0 win over The Citadel in a seven-inning game. The no-hitter is the last by a Tiger individual to date.

1984 - Clemson tied for the ACC regular-season title with a 12-2 record.

May 13, 1985 - The Tigers played host to the first night game ever at Clemson. The Tigers downed Furman 13-1.

1985 - Clemson tied for the ACC regular-season title with a 9-4 record.

May 4, 1986 - Clemson's longest streak of not being shutout (232 games) ended with a 5-0 defeat at the hands of South Carolina in Columbia.

May 21-24, 1987 - The Tigers played in the NCAA South Regional at Huntsville, AL. The Tigers defeated West Virginia, Seton Hall, and Auburn, but lost to Arkansas twice and were eliminated from the tournament.

1987 - Clemson was ranked #10 in both the final **Baseball America** and **Collegiate Baseball** polls. The Tigers won 54 games, the first time Clemson reached 50 wins.

May 26-30, 1988 - The Tigers participated in the NCAA Northeast Regional at New Britain, CT. Clemson defeated Fordham 3-2 in game-one in 19 innings. It still stands today as the longest game played in Clemson history. The Tigers also defeated Saint John's, but lost to Rutgers and Kentucky, and were eliminated from the tournament.

1988 - The Tigers won the ACC regular-season title with an 18-2 record. Clemson was ranked #15 in the final **Baseball America** poll and #21 in the final **Collegiate Baseball** poll. Lefthander **Mike Milchin** was also a member of the United States Olympic team.

May 13-16, 1989 - Clemson defeated Maryland, Georgia Tech, N.C. State, and North Carolina (twice) in winning the ACC Tournament title at Chapel Hill, NC. Clemson defeated the Tar Heels 12-4 in the championship game.

May 25, 1989 - **Brian Barnes** won his 16th game in a 6-2 win over Stetson in the NCAA Atlantic Regional at Tallahassee, FL, setting the school record for wins. He also set the Tiger record and led the nation with 208 strikeouts.

May 25-28, 1989 - The Tigers participated in the NCAA Atlantic Regional at Tallahassee, FL. Clemson defeated Stetson twice and Auburn once, but losses to Florida State and Auburn eliminated the Tigers from the tournament.

May 27, 1989 - April 10, 1990 - **Brian Kowitz** had a 37-game hitting streak, second-longest in Clemson history. **Kowitz**, who later played with the Atlanta Braves, hit .430 with 43 RBIs during the streak.

1989 - Clemson was ranked #14 in both the final **Baseball America** and **Collegiate Baseball** polls. **Brian Barnes** ended his career with an ACC-record 44 wins.

April 29, 1990 - **Bill Wilhelm** won his 1,000th career game in a 17-10 win over Georgia Tech at Atlanta, GA.

May 25-27, 1990 - Clemson played in the NCAA Central Regional at Austin, TX. Clemson beat Texas-Arlington, but lost to Creighton twice and was eliminated from the tournament.

May 11-14, 1991 - The Tigers won the ACC Tournament held at Greenville, SC. The Tigers beat Georgia Tech 24-8 in the championship game, winning for the fifth time in as many games.

May 23-26, 1991 - Clemson swept through the NCAA Northeast Regional at Orono, ME and advanced to the College World

Series. Clemson downed Princeton, Villanova, Mississippi State, and Maine.

June 1-3, 1991 - In the College World Series, the Tigers lost to Creighton and Long Beach State.

1991 - Clemson won the ACC regular-season title with an 18-3 record. Clemson was ranked #4 in the final **Baseball America** poll and #8 in the final **Collegiate Baseball** poll. The Tigers ended the season with a school-record 60 wins. **Eric Macrina** hit a then school-record 24 home runs, and Clemson led the nation in runs per game (9.97), winning percentage (85.7), and wins (60).

May 21-23, 1992 - The Tigers participated in the NCAA Midstate Regional at Starkville, MS. Clemson defeated Yale, but lost to UCLA and Oklahoma.

1992 - Clemson won the ACC regular-season title with a 19-5 record. Clemson was ranked #7 in the final **Baseball America** poll and #10 in the final **Collegiate Baseball** poll.

April 20, 1993 - **Keith Williams** hit for the cycle at Furman. He hit a home run in the first, doubled in the third, singled in the sixth, and tripled in the ninth. Clemson won the game 17-2.

May 15-19, 1993 - The Tigers won the ACC Tournament at Greenville, SC. Clemson defeated N.C. State 11-7 in the championship game, a game that ended at 1:21 AM. **Jeff Morris'** grand-slam propelled the Tigers to victory. It was just the senior's second career homer. Ironically, both of his homers were grand slams off N.C. State pitcher David Allen. Both came in the eighth inning with one out and both gave Clemson the lead.

May 28-31, 1993 - Clemson participated in the NCAA Midstate Regional at Knoxville, TN. The Tigers earned victories over Rutgers and Fresno State in their opening two games, but then lost to Fresno State and Kansas.

July 2, 1993 - **Bill Wilhelm** announced his retirement after 36 seasons with the Tiger program. His retirement press conference was fittingly held in the first-base dugout at Doug Kingsmore Stadium. He had a 1,161-536-10 (.683) record and never had a losing season. He was the fifth-winningest coach in NCAA history at the time of his retirement.

1993 - Clemson was ranked #17 in both the final **Baseball America** and **Collegiate Baseball** polls.

March 19, 1994 - **Shane Monahan** hit for the cycle at Hawaii-Hilo. He tripled in the first, singled in the second, and homered in the sixth. He also doubled in the eighth and singled in the ninth. Clemson won the game 13-5.

May 18-22, 1994 - The Tigers won the ACC Tournament Championship at Greenville, SC. The Tigers defeated Florida State 4-1 in the championship game.

May 26-28, 1994 - Clemson participated in the NCAA East Regional at Clemson. Clemson downed The Citadel and Old Dominion, but lost to Notre Dame and Auburn.

1994 - Clemson won the ACC regular-season title with a 20-4 record in **Jack Leggett's** first season as the Tiger head coach. **Leggett** received ACC Coach-of-the-Year honors as well. **Shane Monahan** set the ACC record and led the nation with 137 hits. He also led the nation in runs (97), and the Tigers led the nation with 57 wins. Clemson was ranked #4 in the final **Baseball America** poll and #9 in the final **Collegiate Baseball** poll.

February 18, 1995 - **Gary Burnham** hit for the cycle at Texas-Arlington. He doubled in the first, tripled in the third, walked in the fifth, homered in the seventh, and singled in the ninth. Clemson won the game 18-0.

April 14, 1995 - The greatest comeback in Clemson history took place on this date, the first game of a three-game series at N.C. State. The Wolfpack had just scored three and six runs in the seventh and eighth innings, respectively, to take a 15-4 lead. The Tiger leadoff batter struck out to start the ninth inning. Clemson then got three straight hits and two walks. **Seth Brizek** hit into a fielder's choice for the second out, as **David Miller** scored on the play to cut the deficit to 15-7. The next six Tiger batters all reached safely on hits, highlighted by **Shane Monahan's** three-run homer that cut the Wolfpack lead to just two runs. After two more hits and a walk, **Matthew LeCroy** tied the score with a clutch double. The Tigers went on to win 17-15 in 10 innings. Clemson did so being down 11 runs on the road with no runners on base in the ninth inning and one out, and without the benefit of a Wolfpack error in the ninth.

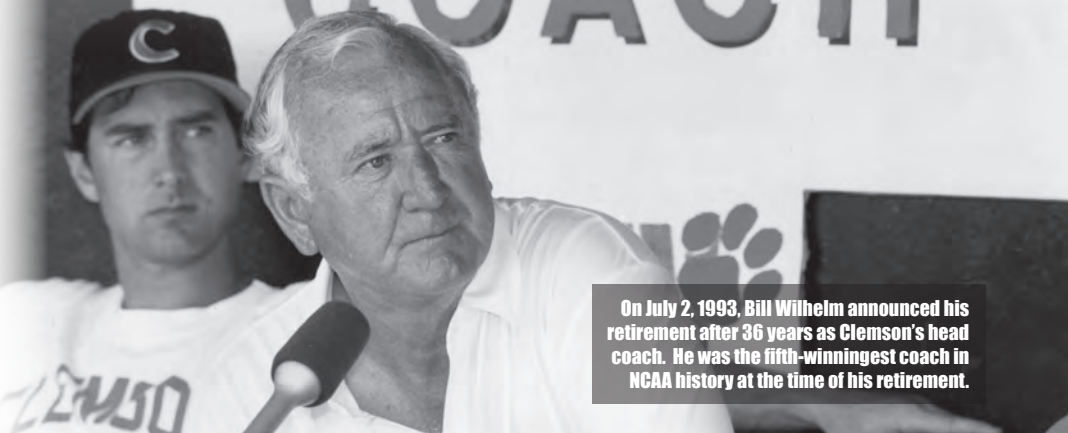
May 25-28, 1995 - The Tigers won the NCAA East Regional held at Clemson with wins over Navy, Jacksonville, Winthrop, and Alabama.

1995 - Clemson won the ACC regular-season title with a 20-4 record. **Jack Leggett** received ACC Coach-of-the-Year honors. **Paul Galloway** became Clemson's first Academic All-American. Clemson was ranked #8 in both the final **Baseball America** and **Collegiate Baseball** polls.

March 8, 1996 - **Jack Leggett** won his 500th career game as a head coach with a 8-4 win over Virginia Tech at home.

April 21, 1996 - Clemson played in one of the longest non-stop days of baseball in history. The Tigers and Georgia Southern

THANKS COACH



On July 2, 1993, Bill Wilhelm announced his retirement after 36 years as Clemson's head coach. He was the fifth-winningest coach in NCAA history at the time of his retirement.



were slated to play two nine-inning games, but the two games lasted a total of 28 innings. The first was a 10-inning affair, with Georgia Southern winning 8-6. The latter game also saw Georgia Southern win, this time 9-7 in 18 innings. The games combined for eight hours and 44 minutes in length (not counting the 31 minutes in between).

May 23-26, 1996 - The Tigers won the NCAA East Regional at Clemson and advanced to the College World Series. Clemson recorded victories over Charleston Southern, Old Dominion, West Virginia, and Tennessee.

May 31 - June 5, 1996 - When Clemson made its eighth College World Series appearance, it had lost seven straight games in Omaha and had never won more than one game in the double-elimination tournament. Miami (FL) defeated the Tigers to open the tournament, so Clemson had to win to stay alive. The Tigers responded with a 10-inning, 8-5 win over Oklahoma State and next faced Alabama, the #1 seed. The morning of the game, **Kris Benson** and **Billy Koch** learned they were the #1 and #4 overall picks, respectively, of the Major League draft. The Tigers, though, sent out **Ken Vining**, who was 10-3, to face a potent Crimson Tide hitting attack. But it was the Tigers who jumped out to an early 5-0 lead. Alabama battled back to take a 12-10 lead after eight innings. **Gary Burnham** and **Jerome Robinson** led off the ninth with singles. Then, 5'8" second-baseman **Doug Livingston** hit an opposite-field double to give Clemson the lead. But the Tigers, who led 14-12, had to contain the hot Alabama bats in the bottom of the ninth. Brett Taft led off with a double. Rusty Loflin flied out to **Livingston** and Drew Bounds singled. On came **Koch**, who was making a rare relief appearance. He struck out David Tidwell and seemed to throw a game-ending groundball off the bat of Joe Caruso, but the ball went through the legs of shortstop **Kurt Bultmann**, plating Taft and putting runners on first and third. But **Koch** got Dax Norris to bounce out to first-baseman **Jason Embler**, who made a spectacular grab ranging to his right and looking into the sun. **Embler** flipped to **Koch** to record the final out of the game, as the Tigers won 14-13 and advanced further in the College World Series than it ever had before.

1996 - Clemson led the nation with a 3.03 ERA. Clemson was ranked #5 in the final **Baseball America** poll and #4 in the final **Collegiate Baseball** poll. **Kris Benson** was named national player-of-the-year by **Baseball America** and **Collegiate Baseball**. One of the most decorated players in Tiger history also received the Dick Howser Trophy and the Smith Award. He won his first 14 decisions and had a 2.02 ERA in 156.0 innings pitched. He allowed 109 hits and 27 walks while striking out 204 (7.6-to-1 strikeout-to-walk ratio), easily a Tiger record. He had seven complete games and four shutouts as well. **Benson** was the #1 overall pick of the 1996 draft (Pirates), becoming the first Tiger to be picked at that position. He donned the Red, White, and Blue for Team USA in the Centennial Olympics in Atlanta in 1996, earning a bronze medal. Tiger teammates **Billy Koch** and **Matthew LeCroy** joined **Benson** on the Olympic team.

May 22-24, 1997 - Clemson played in the NCAA Central Regional at Lubbock, TX. Clemson defeated Nevada in its opener, but lost to Rice and Texas State.

1997 - **Matthew LeCroy** hit 24 homers and set a Tiger record with 53 career homers. **Kurt Bultmann** set a Clemson record with 31 doubles, a mark later eclipsed by **Khalil Greene**.

March 21, 1998 - Clemson scored 19 runs in one inning against Maryland. Ironically, Clemson did not score in any other inning of the game. The run total set an NCAA record for most runs in a third inning. In the inning, Clemson sent 23 batters to the plate, and had 12 hits and six walks. Like the 11-run comeback in the ninth inning at N.C. State in 1995, the first Tiger to bat in the inning was retired. The next 17 batters reached base safely. **Patrick Boyd** and **Kurt Bultmann** both reached base in all three plate appearances and scored three runs in the inning.

April 24, 1998 - **Rusty Adkins** had his jersey retired and was inducted into the Clemson Baseball Ring of Honor, joining **Bill Wilhelm** in the elite company.

May 21-23, 1998 - Clemson won its 2,000th game in school history, as the Tigers defeated The Citadel 12-3 at Doug Kingsmore Stadium in the NCAA East Regional on May 21. However,



Kris Benson (left), Matthew LeCroy (center), and Billy Koch (right), members of Clemson's 1996 College World Series squad, were all players for Team USA in the 1996 Olympics.

Clemson lost to South Alabama in 16 innings and eventual National Champion Southern California.

1998 - Clemson was ranked #21 in the final **Baseball America** poll and #23 in the final **Collegiate Baseball** poll.

March 8, 1999 - Clemson's streak of 146 weeks being ranked in one of the major polls ended. The last time the Tigers were not ranked was at the end of the 1990 season. Clemson had a 407-138 (.747) record over that span.

May 28-30, 1999 - In the NCAA Fayetteville (AR) Regional, Clemson lost to Missouri State 23-5 in the first game and needed to win four games in two days to advance. The Tigers came through with wins on Saturday over Delaware and host Arkansas. Clemson had to beat Missouri State twice on Sunday and did just that by scores of 8-7 and 7-5.

June 4-6, 1999 - Texas A&M won two of the three games in the NCAA Super Regional at College Station, TX. Despite coming up short, Clemson battled back after a 20-3 defeat in the opening game and had the lead entering the ninth inning in game-three in a hostile environment.

1999 - Clemson was ranked #17 in the final **Baseball America** poll and #13 in the final **Collegiate Baseball** poll.

March 20, 2000 - Clemson was ranked #1 by **Collegiate Baseball** after opening the season 19-3. The Tigers spent two weeks as that poll's top team.

May 26-28, 2000 - Clemson played host to Middle Tennessee, Illinois, and Old Dominion in regional play, and claimed wins over Middle Tennessee (4-0, 21-3) and a win over Illinois (9-3) to earn the right at hosting the first-ever super regional at Clemson.

June 2, 2000 - The Tigers defeated Mississippi State 11-4 and 9-4 in the Clemson Super Regional to earn their ninth trip to the College World Series.

June 9-14, 2000 - Clemson made its first appearance in the College World Series since 1996. The Tigers beat San Jose State 10-6 before losing to top-ranked Stanford 10-4 to fall into the losers' bracket. Clemson was then eliminated by Louisiana-Lafayette 5-4.

2000 - Clemson had a 51-18 record and was ranked #7 in the final **Baseball America** poll, #6 in the final **Collegiate Baseball** poll, and #5 in the final **Sports Weekly** poll.

May 25-27, 2001 - The Tigers drew a #2 seed in the Clemson Regional and played host to South Alabama, William & Mary, and Seton Hall, claiming wins over William & Mary (4-1) and Seton Hall (24-4, 8-2) to advance.

June 1, 2001 - Clemson met Miami (FL) in the Coral Gables Super Regional and was eliminated with a pair of losses (10-8, 14-6). The Hurricanes went on to win the national title.

2001 - The Tigers finished 41-22 and was ranked #17 in the final **Baseball America** poll, #13 in the final **Collegiate Baseball** poll, and #14 in the final **Sports Weekly** poll.

February 22 - March 15, 2002 - Clemson opened the season with 13 straight wins to vault to #2 in the polls. The Tigers defeated Auburn (3), South Carolina (2), and Purdue (3) during the stretch.

March 12, 2002 - Clemson set the school record for batting average (.522) in a game in defeating Georgia Southern 20-8. The Tigers had 23 hits in 44 at-bats.

March 17 - April 5, 2002 - Clemson won 13 more games in a row to start 26-1. The winning streak helped the Tigers rank #1 in all three polls for seven straight weeks.

April 3, 2002 - **Jeff Baker** hit a walkoff homer against Winthrop to give Clemson a 6-4 win. It was his third homer of the game, as he became the first Tiger to hit three homers in a game since 1993 and the first to do it in the history of Doug Kingsmore Stadium.

April 16 - June 14, 2002 - **Khalil Greene** had a 34-game hitting streak, the third-longest streak in Tiger history. He batted .519 with 48 RBIs during the streak. The streak ended against Georgia Tech in the College World Series.

May 12, 2002 - **Khalil Greene** set the ACC record for career hits with his 367th at Virginia. He went on to total 403 hits, second-most in NCAA history. In the series, he also went eight straight at-bats with a hit and 13 consecutive plate appearances reaching base safely. Head Coach **Jack Leggett** also won his 800th career game this day.

June 7-9, 2002 - After sweeping through the Clemson Regional the weekend before, the Tigers fell to Arkansas in the first game of the Clemson Super Regional. But the Tigers fought back to win the final two games and advance to Omaha for the 10th time in school history. **Khalil Greene** homered in his last at-bat at Doug Kingsmore Stadium.

June 14-21, 2002 - Clemson had its most successful run in the College World Series when it won the first two games over hometown favorite Nebraska and Georgia Tech. Against the Cornhuskers, Clemson overcame a 7-2 deficit before rallying to win 11-10. **Khalil Greene's** dramatic three-run homer in the seventh inning gave the Tigers the lead late in the game. **Jeff Baker** broke a 10-10 tie with a walkoff double. **Michael Johnson** then went 3-for-3 with a home run in Clemson's eight-run second inning against Georgia Tech, as the Tigers won their second straight game 9-7. Clemson then ran into a buzzsaw in South Carolina, falling twice. Clemson had defeated the Gamecocks three out of four times in the regular season. The final game saw **Greene** start his 269th consecutive game, believed to be an NCAA record. He also played in his 272th straight game, or every game he was a Tiger. He broke the NCAA record for career doubles (95) during the College World Series as well.

2002 - Clemson had a 54-17 record and was ranked #3 in all three final polls. The Tigers set school records for homers (112), fielding percentage (.971), and saves (26). The trio of **Jeff Baker**, **Khalil Greene**, and **Michael Johnson** combined for 77 homers and 259 RBIs. They were three of eight Tigers selected in the Major League draft, including **Greene**, who was a first-rounder, and **Johnson**, who was picked in the second round. **Greene** went on to earn national player-of-the-year honors from all six services that gave the award.

March 4-24, 2003 - The Tigers won 14 games in a row. The streak was the seventh-longest in school history and helped catapult Clemson to a #10 national ranking.

April 23, 2003 - **Michael Johnson** hit a three-run, walkoff homer to beat East Tennessee State 6-3 in 12 innings on April 23. In the next game, against Georgia Tech, **Brad McCann** hit a two-out, three-run homer in the bottom of the 10th inning to give Clemson a 9-7 win.

2003 - Clemson extended its streak to 17 consecutive NCAA Tournament appearances, with defense being the key to many wins. The Tigers had a .969 fielding percentage for the season. Clemson also fell one win short of its 18th-straight 40-win season. **Michael Johnson** was Clemson's lone First-Team All-ACC selection, while lefthander **Robert Rohrbaugh** earned freshman All-America honors.

April 21-24, 2004 - In three games during this span, Clemson won with a walkoff play in all three games. On April 21 against Western Carolina, a Catamount error gave the Tigers an 8-7 victory. Two days later, **Russell Triplett** lined a walkoff single to give the Tigers a 2-1 win over N.C. State. Then the following game, **Zane Green**, who was hitless in his previous 23 at-bats, hit a single to the wall in right-center to give Clemson a 4-3 win over the Wolfpack.

April 25, 2004 - Clemson's 9-6 win over N.C. State gave Head Coach **Jack Leggett** his 500th win as the Tigers' skipper in just his 11th season in Tigertown.

May 12, 2004 - **Brad McCann** became the eighth Tiger in history to total six hits in a 6-for-6 performance against College of Charleston. He also hit two homers, including a grand slam, a double, scored four runs, and had six RBIs.

June 6, 2004 - Trailing 9-2 and on the verge of having its season end in the Athens (GA) Regional, Clemson rallied for a 10-9 victory at Georgia, capped by **Lou Santangelo's** grand slam in the seventh. The seven-run comeback tied the Tiger record for the biggest deficit overcome to gain victory in an NCAA Tourney game. In game-two that day versus the Bulldogs, Clemson led 6-4 entering the ninth. But against **Tony Sipp**, who had been nearly unhittable in the regional, Bobby Felmy and Jason Jacobs

hit solo homers to tie the score, then Clint Sammons hit a solo shot in the 10th for the game-winner.

2004 - Clemson came one inning away from advancing to a super regional. **Kris Harvey** was the squad's lone First-Team All-ACC pick, while **Patrick Hogan**, **Brad McCann**, and **Lou Santangelo** were second-team picks. **McCann** was a semifinalist for the Dick Howser Trophy and the Golden Spikes Award, along with earning third-team All-America honors. Clemson had nine players taken in the draft, including first-round (supplemental) pick **Tyler Lumsden**.

March 19, 2005 - **Kris Harvey** hit two home runs and pitched 7.0 scoreless innings of one-hit ball to lead the Tigers to a 9-1 win over #9 North Carolina. A school-record four times during the 2005 season, he hit a long ball and earned the win on the mound in the same game.

April 23, 2005 - **Taylor Harbin** had one of the best games by a Tiger in history. Against the Wolfpack in Raleigh, he went 5-for-5 with three homers, eight RBIs, and five runs to lead the Tigers to a 16-9 win. The three long balls came on consecutive pitches over three at-bats. **Harbin** added a triple and single, and only lacked a double for the cycle. The three home runs tied a school record held by many, while his 16 total bases broke the Clemson record of 15 that was set by **Dick Hendley** in 1951.

May 19-21, 2005 - Clemson swept #4 Miami (FL) by a combined score of 30-9 at Doug Kingsmore Stadium. It was the first time since 2002 that the Hurricanes were swept in a three-game series. In game-one, Clemson scored 11 runs in the fourth inning on its way to a 15-5 victory. The Tigers handed Cesar Carrillo his first collegiate loss in his 31st career start. The next week, the Tigers downed the Hurricanes 9-1 in the ACC Tournament, giving Clemson a 4-0 record against the Hurricanes in their first season in the ACC.

June 3-5, 2005 - The Tigers swept their way through the Clemson Regional with wins over North Carolina A&T, College of Charleston, and Oral Roberts by a combined score of 26-5. **Andy D'Alessio** had the nation's highest batting average in a regional, as he earned Clemson Regional MVP honors thanks to going 7-for-9 (.778) with four doubles, a homer, and four RBIs.

June 11-13, 2005 - Clemson traveled to Texas to play #6 Baylor in the Waco Super Regional. The Tigers won game-one 4-2, but fell in the last two games by scores of 7-1 and 6-1. The Bears advanced to the College World Series.

2005 - Clemson came one win away from a trip to the College World Series. The Tigers finished in the top 20 of all three polls, with a high ranking of #13 by **Collegiate Baseball**. Clemson won 21 ACC regular-season games, finishing second in the standings. The Tigers, who were 19-9 against top-25 ranked teams, started

the season 15-13, but went 28-10 the rest of the way. They did all this while playing a difficult schedule, which included 42 of its 66 games against teams that played in the NCAA Tournament. **Kris Harvey** earned first-team All-America honors and tied for second in the nation with 25 home runs. Freshman **Taylor Harbin** earned second-team All-America accolades by **Collegiate Baseball**, as he hit an ACC-best 28 doubles, also second-most in the nation.

February 6, 2006 - Clemson had its earliest #1 ranking in school history when **Baseball America** put the Tigers atop its poll.

April 22 - May 25, 2006 - Clemson had a 17-game winning streak, its longest winning streak since 1995. The streak included 15 straight victories over ACC teams.

May 18, 2006 - Clemson defeated #22 Wake Forest 26-1 at Doug Kingsmore Stadium thanks to 25 hits, including seven home runs. It set a new mark for largest margin of victory (+25) at Doug Kingsmore Stadium.

May 24-28, 2006 - Clemson captured the ACC Tournament crown in Jacksonville, FL with a 4-1 record. **Sean Clark** made a surprise start in the title game against N.C. State and pitched 8.0 masterful innings of one-run and four-hit ball in his first career start in the 8-4 victory. **Tyler Colvin** earned ACC Tournament MVP honors.

June 2-4, 2006 - Clemson won all three of its games in the Clemson Regional, with wins over North Carolina-Asheville, Elon, and Mississippi State, to advance to the super-regional round. **Taylor Harbin** was named tourney MVP.

June 9, 2006 - The Tigers won two close games in the Clemson Super Regional over #14 Oral Roberts to advance to the College World Series. **Tyler Colvin's** walkoff grand slam, the first in school history, gave the Tigers an 11-8 win in the first game, then Clemson scored three runs in the eighth inning to beat the Golden Eagles 6-5.

June 16-20, 2006 - Clemson made its 11th trip to the College World Series. It was also the Tigers' 20th straight NCAA Tournament appearance. Clemson defeated Georgia Tech in its opening game, but fell to North Carolina and Cal State Fullerton.

2006 - The Tigers drew 184,946 fans for their 39 home dates, an average of 4,742 per date. **Jack Leggett** was named ACC Coach-of-the-Year after leading the Tigers to a 53-16 overall record, including a 26-9 mark against top-25 ranked teams, an ACC regular-season and tournament title, and a trip to the College World Series. Clemson finished #5 in all three major polls. **Josh Cribb** and **Andy D'Alessio** were named to **Collegiate Baseball's** All-America team. Three Tigers were named to the **NCBWA** All-America team, including **D'Alessio** and **Tyler Colvin** as first-team players and **Cribb** on the second team. **Colvin** had a 26-game hitting streak, as Clemson had a 25-1 record during that stretch. Ten Tigers were taken in the Major League draft, highlighted by **Colvin's** first-round pick by the Chicago Cubs.


February 12, 2007 - Clemson moved to #1 in the **Baseball America** and **Collegiate Baseball** polls before it played its first game of the season.

March 25, 2007 - Clemson's 5-0 win at Maryland gave Head Coach **Jack Leggett** his 1,000th win in his 28th season as a Division I head coach. He became the 29th head coach in Division I history and second-youngest at age 53 to reach the 1,000-win mark.

May 11-13, 2007 - Clemson defeated #2 Florida State twice in three games at Tallahassee, FL. It was the Tigers' first series win at Florida State since 1993. The Seminoles entered the series with a 32-2 home record and had not lost back-to-back games all year until the Tigers won the final two games of the series.

May 26, 2007 - **David Kopp** pitched a complete game, the only by a Tiger in 2007, in Clemson's 5-1 victory over #3 Florida State in the ACC Tournament at Jacksonville, FL. The Florida native allowed just six hits, one unearned run, and no walks with seven strikeouts against the nation's best hitting team. It also came against Seminole starter Bryan Henry, who entered the game with a perfect 14-0 record, but suffered his first loss

Andy D'Alessio's three-run homer in the eighth inning gave Clemson the lead for good in the Tigers' 8-4 win over Georgia Tech in the 2006 College World Series.





Jeff Schaus hit a two-out, walkoff grand slam to give the Tigers a dramatic 5-3 victory over Coastal Carolina on April 21, 2009.

of the season. The Tigers went 2-1 in the ACC Tourney, but did not advance to the finals.

June 1-4, 2007 - Clemson won all three of its games in the Myrtle Beach (SC) Regional, with one win over Saint John's and two victories over host Coastal Carolina to advance to the super-regional round. In the first game, **Brad Chalk** hit a two-out, run-scoring single in the ninth inning to give Clemson the walkoff win after it trailed 2-1 entering the bottom of the ninth inning. Four Tigers had at least three hits apiece in each of the two wins over the Chanticleers. **Andy D'Alessio** was named regional MVP.

June 8, 9, 2007 - The Tigers lost two close games at Mississippi State by scores of 8-6 and 8-5 in the Starkville (MS) Super Regional in front of 26,335 combined fans.

2007 - Clemson averaged 4,810 fans for its 34 home dates and had 163,537 fans in all visit Doug Kingsmore Stadium. **Marquez Smith** was the Tigers' lone First-Team All-ACC selection after Clemson had a 41-23 overall record and 18-12 mark in ACC regular-season games. Clemson finished ranked in the top 15 of all three major polls. **Andy D'Alessio** tied the school record with 59 career home runs. **Brad Chalk** had a streak of 50 straight games reaching base via a hit, walk, or hit-by-pitch that started in 2006 and ended in 2007. Eleven Tigers were selected in the Major League draft, highlighted by **Daniel Moskos**, who was the #4 overall pick of the draft. Five Tigers were selected in the top-three rounds as well.

February 24, 2008 - For the fourth time in school history, a player hit two home runs in one inning. In the third inning against Mercer at Doug Kingsmore Stadium, **Wilson Boyd** hit a one-out, solo homer. Later in the frame, he belted a two-out, three-run homer in the Tigers' nine-run inning. Clemson won the game by a score of 10-3.

March 9, 2008 - In the second game of a doubleheader against Wake Forest at Hooks Stadium in Winston-Salem, NC, freshman **Kyle Parker** went 5-for-5 with three homers, a double, five runs, seven RBIs, and 15 totals bases. His last homer, a three-run shot, tied the score in the ninth inning in a game Clemson won by a score of 12-11. **Parker** had just one homer and two RBIs in his career entering the game.

April 20, 2008 - Clemson and Duke played to a 6-6 tie in 10 innings at Jack Coombs Field in Durham, NC. It was the Tigers' first draw since 1987. Clemson scored four runs in the ninth, capped by **Ben Paulsen's** two-out, three-run homer to tie the score. After a scoreless 10th inning, **Kyle Parker** blasted a two-run homer with no outs in the 11th inning. Immediately thereafter, inclement weather halted play. The game was eventually called due to unplayable field conditions, meaning that **Parker's** long ball did not count.

2008 - Clemson finished the season with a 31-27-1 record and did not advance to the NCAA Tournament for the first time since 1986, ending its 21-year streak. Clemson again played one of

the nation's toughest schedules, as it was the second-toughest according to one unofficial RPI. **D.J. Mitchell** (SP) and **Kyle Parker** (DH/UT) were First-Team All-ACC selections. **Mitchell** had 106 strikeouts in 98.2 innings pitched, while **Parker** was a freshman All-American after hitting .303 with a team-high 14 homers and 50 RBIs. **Doug Hogan** also had a 24-game hitting streak that started in 2007 and ended in 2008.

March 18, 2009 - Five righthanders combined to pitch Clemson's first no-hitter since 1984 in a 14-0 victory over South Carolina-Upstate. **Justin Sarratt**, **Scott Weismann**, **Kyle Deese**, **Tomas Cruz**, and **Matt Vaughn** combined to allow just two baserunners, one on an error in the outfield on a routine flyball and one on a walk in the eighth inning. The five pitchers also combined to face only one batter over the minimum.

April 5, 2009 - **Jack Leggett** won his 700th game as Clemson's head coach in the Tigers' 10-1 win over Duke at Doug Kingsmore Stadium.

April 11, 2009 - In a memorable day for **Kyle Parker**, he led the White squad to a win in the football Spring Game by completing 13-21 passes for 171 yards and a touchdown. Then he rushed over to Doug Kingsmore Stadium to play a doubleheader against #5 Miami (FL). Although he did not make it in time to start the first game, he went a combined 3-for-7 with two homers and five RBIs in the doubleheader.

April 21, 2009 - **Jeff Schaus** hit a two-out, walkoff grand slam to lift Clemson to a 5-3 win over #19 Coastal Carolina at Doug Kingsmore Stadium.

May 29 - June 1, 2009 - Clemson won three games facing elimination in a two-day span to capture the Clemson (SC) Regional title and advance to the Tempe (AZ) Super Regional. The Tigers won their opener over Tennessee Tech 5-4 thanks to **Jeff Schaus'** two-run walkoff double in the ninth inning. After falling to Oklahoma State 3-2 in the next game, Clemson eliminated Tennessee Tech with a 10-0 victory. The Tigers then topped the Cowboys 15-1 and 6-5 to win the regional. The former was Head Coach **Jack Leggett's** 1,100th career win. In the championship game, Clemson rallied from a 5-1 deficit to score five combined runs in the seventh and eighth innings, capped by **Kyle Parker's** two-out, two-run single in the eighth inning. **Chris Epps** was named regional MVP.

June 6, 7, 2009 - The Tigers lost two games at #2 Arizona State by scores of 7-4 and 8-2 in the Tempe (AZ) Super Regional.

2009 - Clemson had a 44-22 overall record and 19-11 ACC mark, third-best in the league. The Tigers finished in the top 16 of all three major polls. Clemson did not lose more than two games in a row all season. Clemson's 3.68 ERA was fifth-best in the nation, its best finish since 1996. **Jeff Schaus** (OF) was Clemson's lone First-Team All-ACC selection. Nine Tigers were selected in the Major League draft, highlighted by **Ben Paulsen**, who was chosen in the third round. The Tigers also averaged 4,727 for its 36 home dates.

Assistant Coaches


Year	Assistant	Assistant	Assistant
1958	Jim Partin	Don Wade	
1959	Jim Partin		
1960	Jim Partin		
1961	Bailey Hendley		
1962	Sam Poe		
1963	Coleman Glaze		
1964	Tommy Lyon		
1965	Tommy Lyon	Dick Sargent	
1966	Dale Smith	Sack Bagley	
1967	Ellis Dantzler		
1968			
1969			
1970	Bill Pate		
1971	Eddie Barbary		
1972			
1973			
1974	Bill Prophet		

1975	Kenny Bagwell		
1976	Richard Haynes		
1977	Kenny Bagwell		
1978	Turtle Thomas		
1979	Turtle Thomas	Lin Hamilton	
1980	Turtle Thomas	Lin Hamilton	
1981	Turtle Thomas	*Walker Swain	
1982	Turtle Thomas	*Walker Swain	Rod Delmonico
1983	Turtle Thomas	*Walker Swain	
1984	Turtle Thomas	*Walker Swain	Chip Reese
1985	Turtle Thomas	*Walker Swain	Chip Reese
1986	Dave Littlefield	*Jeff Gilbert	
1987	Dave Littlefield	*Joel Lepel	
1988	Dave Littlefield	*Joel Lepel	
1989	Kurt Seibert	*Joel Lepel	
1990	Kurt Seibert	*Dick Grapenthin	Randy Mazey
1991	Kurt Seibert	*Dick Grapenthin	Randy Mazey
1992	Jack Leggett	*Randy Mazey	Michael Spiers

1993	Jack Leggett	*Randy Mazey	Jim Schlossnagle
1994	Tim Corbin	*John Pawlowski	Gregg Kilby
1995	Tim Corbin	*John Pawlowski	Gregg Kilby
1996	Tim Corbin	*John Pawlowski	Kevin Erminio
1997	Tim Corbin	*John Pawlowski	Kevin Erminio
1998	Tim Corbin	*John Pawlowski	Kevin Erminio
1999	Tim Corbin	*Kevin O'Sullivan	Mike Hampton
2000	Tim Corbin	*Kevin O'Sullivan	Hank King
2001	Tim Corbin	*Kevin O'Sullivan	Shane Carley
2002	Tim Corbin	*Kevin O'Sullivan	Erik Bakich
2003	*Kevin O'Sullivan	Tom Riginos	Bradley LeCroy
2004	*Kevin O'Sullivan	Tom Riginos	Bradley LeCroy
2005	*Kevin O'Sullivan	Tom Riginos	Bradley LeCroy
2006	*Kevin O'Sullivan	Tom Riginos	Russell Triplett
2007	*Kevin O'Sullivan	Tom Riginos	Toby Bicknell
2008	Tom Riginos	*Kyle Bunn	Toby Bicknell
2009	Tom Riginos	*Kyle Bunn	Michael Johnson

* - pitching coach

Head Coach	Year	W	L	T	Win %
R.T.V. Bowman	1896	0	2	0	.000
	1897	No Team			
R.T.V. Bowman	1898	2	4	0	.333
Unknown	1899	4	3	0	.571
Unknown	1900	8	2	0	.800
John Heisman	1901	10	2	1	.808
John Heisman	1902	9	3	0	.750
John Heisman	1903	9	1	0	.900
John McMakin	1904	8	6	1	.567
John McMakin	1905	6	8	1	.433
Phillip Sitton					
John McMakin	1906	6	10	1	.382
Frank Shaughnessy	1907	9	7	1	.559
Robert Lynch	1908	6	11	0	.353
Jesse Reynolds	1909	10	12	0	.455
Joe Holland	1910	10	11	0	.476
Frank Dobson	1911	13	10	0	.565
Frank Dobson	1912	11	6	0	.647
Frank Dobson	1913	13	5	0	.722
Coach Robertson	1914	16	6	0	.727
Vet Sitton	1915	13	7	0	.650
Vet Sitton	1916	13	11	1	.540
Country Morris	1917	13	13	0	.500
Edward Donahue	1918	11	6	0	.647
Edward Donahue	1919	6	15	1	.295
Country Morris	1920	4	15	0	.210
Larry Conover	1921	5	14	0	.263
L.V.H. Durfee	1922	11	8	0	.579
L.V.H. Durfee	1923	12	6	1	.658
L.V.H. Durfee	1924	6	10	0	.375
Thomas May	1925	11	14	0	.440
Cul Richards	1926	8	11	0	.420
Tink Gillam	1927	11	13	1	.460
Joe Guyon	1928	12	9	2	.565
Joe Guyon	1929	15	11	1	.574
Joe Guyon	1930	9	14	0	.391
Joe Guyon	1931	6	2	0	.750
Jess Neely	1932	14	6	0	.700
Jess Neely	1933	11	11	0	.500
Jess Neely	1934	8	8	1	.500
Jess Neely	1935	16	7	1	.688
Jess Neely	1936	6	11	0	.353
Jess Neely	1937	7	12	0	.368
Jess Neely	1938	6	12	0	.333
Randy Hinson	1939	10	7	0	.588
Randy Hinson	1940	12	2	2	.813
Tom Rogers	1941	10	6	0	.625
Tom Rogers	1942	8	8	0	.500
Frank Howard	1943	12	3	0	.800
	1944	No Team			
Walter Cox	1945	7	6	0	.538
Randy Hinson	1946	12	5	0	.706
Randy Hinson	1947	24	5	0	.828
Walter Cox	1948	14	12	1	.537
Walter Cox	1949	11	12	0	.478
Walter Cox	1950	20	11	0	.625
Walter Cox	1951	18	7	0	.720
Bob Smith	1952	10	12	0	.455
Bob Smith	1953	11	6	0	.647



Head Coach	Year	W	L	T	Win %	ACC	Finish	BA-CB-SW
Bob Smith	*1954	14	10	0	.583	8-4	1st	
Bob Smith	1955	7	11	0	.389	5-9	7th	
Bob Smith	1956	4	14	2	.250	2-10-2	7th	
Bob Smith	1957	6	12	0	.333	3-11	8th	
Bill Wilhelm	*1958	22	8	0	.733	12-3	1st	
Bill Wilhelm	*1959	24	8	0	.750	11-3	1st	NP-7-NP
Bill Wilhelm	1960	11	10	1	.523	7-6	4th	
Bill Wilhelm	1961	12	11	0	.522	6-8	5th	
Bill Wilhelm	1962	17	8	0	.680	8-6	T-3rd	
Bill Wilhelm	1963	15	11	0	.577	9-5	T-2nd	
Bill Wilhelm	1964	13	13	0	.500	6-7	T-4th	
Bill Wilhelm	1965	18	10	2	.663	9-5	2nd	
Bill Wilhelm	1966	20	7	2	.724	9-4	2nd	
Bill Wilhelm	*1967	29	9	0	.763	11-2	1st	NP-7-NP
Bill Wilhelm	1968	27	14	0	.659	11-7	4th	
Bill Wilhelm	1969	27	17	2	.609	12-8-1	3rd	
Bill Wilhelm	1970	32	16	0	.667	14-8	2nd	NP-18-NP
Bill Wilhelm	1971	27	14	0	.659	10-5	2nd	NP-22-NP
Bill Wilhelm	1972	19	15	0	.559	6-7	5th	
Bill Wilhelm	1973	24	16	0	.600	10-2	T-1st	
Bill Wilhelm	1974	23	15	0	.605	10-1	1st	
Bill Wilhelm	1975	33	10	0	.767	10-2	T-1st	NP-25-NP
Bill Wilhelm	*1976	36	15	0	.706	10-2	1st	NP-5-NP
Bill Wilhelm	1977	42	10	0	.808	9-1	1st	NP-5-NP
Bill Wilhelm	*1978	39	14	0	.736	10-2	1st	NP-25-NP
Bill Wilhelm	*1979	40	15	0	.727	10-1	1st	NP-9-NP
Bill Wilhelm	*1980	38	21	0	.644	6-5	3rd	NP-4-NP
Bill Wilhelm	*1981	34	24	0	.586	10-4	T-1st	
Bill Wilhelm	1982	37	22	0	.627	10-2	1st	
Bill Wilhelm	1983	30	20	1	.598	6-5	3rd	
Bill Wilhelm	1984	38	17	0	.691	12-2	T-1st	
Bill Wilhelm	1985	36	30	1	.545	9-4	T-1st	
Bill Wilhelm	1986	42	21	0	.667	9-4	3rd	
Bill Wilhelm	1987	54	14	1	.790	16-5	2nd	10-10-NP
Bill Wilhelm	1988	54	14	0	.794	18-2	1st	15-21-NP
Bill Wilhelm	*1989	50	20	0	.714	13-5	2nd	14-14-NP
Bill Wilhelm	1990	43	23	0	.651	14-6	2nd	
Bill Wilhelm	*1991	60	10	0	.857	18-3	1st	4-8-NP
Bill Wilhelm	1992	50	14	0	.781	19-5	1st	7-10-NP
Bill Wilhelm	*1993	45	20	0	.692	11-11	5th	17-17-16
Jack Leggett	*1994	57	18	0	.760	20-4	1st	4-9-9
Jack Leggett	1995	54	14	0	.794	20-4	1st	8-8-8
Jack Leggett	1996	51	17	0	.750	17-7	2nd	5-4-4
Jack Leggett	1997	41	23	0	.641	13-10	4th	NR-NR-24
Jack Leggett	1998	43	16	0	.729	14-9	T-2nd	21-23-19
Jack Leggett	1999	42	27	0	.609	13-10	3rd	17-13-14
Jack Leggett	2000	51	18	0	.739	17-7	2nd	7-6-5
Jack Leggett	2001	41	22	0	.650	17-7	2nd	17-13-14
Jack Leggett	2002	54	17	0	.761	16-8	4th	3-3-3
Jack Leggett	2003	39	22	0	.639	15-9	T-3rd	
Jack Leggett	2004	39	26	0	.600	14-10	T-4th	
Jack Leggett	2005	43	23	0	.652	21-9	2nd	14-13-16
Jack Leggett	*2006	53	16	0	.768	24-6	^1st	5-5-5
Jack Leggett	2007	41	23	0	.641	18-12	^2nd	15-12-13
Jack Leggett	2008	31	27	1	.534	11-18-1	^4th	
Jack Leggett	2009	44	22	0	.667	19-11	^2nd	16-15-14
Totals	112 seasons	2479	1371	30	.643	668-333-4		

* - ACC Champion; ^ - Atlantic Division; Note: No Baseball America poll prior to 1981; no Sports Weekly poll prior to 1993.

Coaching Records

Head Coach	Years	ACC				Overall			
		W	L	T	Win %	W	L	T	Win %
R.T.V. Bowman	(2) 1896,98					2	6	0	.250
Unknown	(2) 1899,00					12	5	0	.706
John Heisman	(3) 1901-03					28	6	1	.814
John McMakin	(3) 1904-06					20	24	3	.457
Frank Shaughnessy	(1) 1907					9	7	1	.559
Robert Lynch	(1) 1908					6	11	0	.353
Jesse Reynolds	(1) 1909					10	12	0	.455
Joe Holland	(1) 1910					10	11	0	.476
Frank Dobson	(3) 1911-13					37	21	0	.638
Coach Robertson	(1) 1914					16	6	0	.727
Vet Sitton	(2) 1915,16					26	18	1	.589
Country Morris	(2) 1917,20					17	28	0	.378
Edward Donahue	(2) 1918,19					17	21	1	.449
Larry Conover	(1) 1921					5	14	0	.263

Head Coach	Years	ACC				Overall			
		W	L	T	Win %	W	L	T	Win %
L.V.H. Durfee	(3) 1922-24					29	24	1	.546
Thomas May	(1) 1925					11	14	0	.440
Cul Richards	(1) 1926					8	11	0	.421
Tink Gillam	(1) 1927					11	13	1	.460
Joe Guyon	(4) 1928-31					42	36	3	.537
Jess Neely	(7) 1932-38					68	67	2	.504
Randy Hinson	(4) 1939,40,46,47					58	19	2	.747
Tom Rogers	(2) 1941,42					18	14	0	.563
Frank Howard	(1) 1943					12	3	0	.800
Walter Cox	(5) 1945,48-51					70	48	1	.592
Bob Smith	(6) 1952-57	18	34	2	.352	52	65	2	.445
Bill Wilhelm	(36) 1958-93	381	158	1	.706	1161	536	10	.683
Jack Leggett	(16) 1994-09	269	141	1	.656	724	331	1	.686
Totals	112 seasons	668	333	4	.667	2479	1371	30	.643

1896 (0-2)

Head Coach: R.T.V. Bowman (1st)

Date	St	W-L	Score	Opponent
4-24	H	L	13-20	Furman
5-9	A	L	11-14	Furman

1897 (No Team)

1898 (2-4)

Head Coach: R.T.V. Bowman (2nd)

Date	St	W-L	Score	Opponent
4-8	A	L	4-10	Erskine
4-9	A	W	6-1	Erskine
4-16	A	L	2-5	Furman
4-23	H	W	14-3	Furman
5-7	A	L	4-13	Wofford
5-14	H	L	14-15	Furman

1899 (4-3)

Head Coach: Unknown

Date	St	W-L	Score	Opponent
3-29	H	L	3-14	Cornell
4-1	A	L	5-6	Wofford
4-8	N1	W	6-2	Erskine
4-28	A	L	4-9	Erskine
5-11	A	W	11-3	College of Charleston
5-12	A	W ⁽⁸⁾	21-8	South Carolina
5-20	H	W	11-3	College of Charleston

N1 - Anderson, SC

1900 (8-2)

Head Coach: Unknown

Date	St	W-L	Score	Opponent
3-27	H	W	9-7	Cornell
4-7	N1	W	6-2	Erskine
4-14	A	W	5-1	Furman
4-20	N2	L	7-13	Erskine
4-27	H	L	0-6	Wofford
5-7	H	W	12-0	College of Charleston
5-9	H	W	9-0	The Citadel
5-11	A	W	2-1	Newberry
5-12	A	W	5-4	South Carolina
5-16	A	W	13-3	Georgia

N1 - Anderson, SC; N2 - Greenwood, SC

1901 (10-2-1)

Head Coach: John Heisman (1st)

Date	St	W-L	Score	Opponent
3-29	H	W	8-0	Auburn
3-30	H	W	11-4	Auburn
4-6	N1	L	0-14	North Carolina
4-12	A	L	6-7	Mercer
4-13	A	W	6-3	Mercer
4-23	H	W	25-2	Georgia
4-26	H	W	7-5	Wofford
4-30	H	W	14-1	Wake Forest
5-3	A	W	8-5	Wofford
5-8	H	T ⁽⁸⁾	2-2	North Carolina
5-9	H	W	17-2	The Citadel
5-10	A	W ⁽⁸⁾	15-8	Erskine
5-11	A	W	12-4	South Carolina

N1 - Charlotte, NC

1902 (9-3)

Head Coach: John Heisman (2nd)

Date	St	W-L	Score	Opponent
3-29	N1	L	5-16	North Carolina
4-1	H	W	10-2	Hobart
4-3	H	W ⁽⁸⁾	6-2	Cornell
4-5	N2	W ⁽⁷⁾	9-0	Virginia Tech
4-7	A	W	4-2	The Citadel
4-11	H	W	11-3	Mercer
4-12	A	L	4-12	Georgia Tech
4-17	H	L	1-2	Georgia
4-25	A	W	1-0	Newberry
4-26	A	W	3-1	South Carolina
5-9	A	W	11-3	Furman
5-13	H	W	6-3	Wofford

\$ - forfeited in the seventh inning with Clemson ahead 25-0; N1 - Charlotte, NC; N2 - Charleston, SC

1903 (9-1)

Head Coach: John Heisman (3rd)

Date	St	W-L	Score	Opponent
4-4	H	W	11-0	Davidson
4-10	A	W	13-8	Georgia
4-11	A	W	5-1	Georgia Tech
4-13	A	W ⁽⁵⁾	3-0	Auburn

4-14	A	W	5-3	Mercer
4-18	H	L	2-5	Erskine
4-21	H	W	18-3	Wake Forest
5-1	A	W	10-4	Wofford
5-6	A	W	6-5	Newberry
5-11	H	W	11-1	Wofford

1904 (8-6-1)

Head Coach: John McMakin (1st)

Date	St	W-L	Score	Opponent
3-28	H	T	2-2	Newberry
4-2	A	W	5-3	Erskine
4-9	H	L	1-2	Furman
4-12	H	L	3-5	Wofford
4-18	N1	L	3-6	Davidson
4-19	A	W	15-1	Belmont Abbey
4-22	A	W	4-1	Georgia Tech
4-23	A	L	3-4	Georgia Tech
4-23	A	L ⁽¹²⁾	3-6	Georgia
4-27	A	L ⁽¹⁰⁾	2-4	Wofford
4-29	A	W	7-5	Mercer
4-30	A	W	12-4	Mercer
5-6	N2	W	11-1	Erskine
5-7	N2	W	15-8	Duke
5-14	H	W	11-1	Georgia Tech

N1 - Charlotte, NC; N2 - Anderson, SC

1905 (6-8-1)

Head Coach: John McMakin (2nd)

Date	St	W-L	Score	Opponent
4-1	H	L	2-3	Georgia
4-8	H	W ⁽⁷⁾	8-3	Erskine
4-12	H	W ⁽¹¹⁾	4-3	Duke
4-14	A	L	0-2	Mercer
4-15	A	W	6-1	Mercer
4-22	A	L	4-5	Georgia Tech ⁽¹⁾
4-22	A	W	5-3	Georgia Tech ⁽²⁾
5-1	A	L	1-3	Newberry
5-3	A	W	10-4	Wofford
5-5	A	L	1-8	Furman
5-6	A	W	10-5	Erskine
5-10	H	L	1-2	Furman
5-13	A	L	2-5	Georgia
5-19	A	L	6-8	Furman

5-20	N1	T	3-3	Wofford
------	----	---	-----	---------

N1 - Anderson, SC

1906 (6-10-1)

Head Coach: John McMakin (3rd)

Date	St	W-L	Score	Opponent
3-24	A	L	1-3	Georgia Tech
3-31	A	L	2-9	Georgia ⁽¹⁾
3-31	A	L	3-4	Georgia ⁽²⁾
4-7	H	L	6-7	Furman
4-12	H	W	13-4	Duke
4-20	A	L	0-4	Mercer
4-21	A	T ⁽¹³⁾	3-3	Mercer
4-25	A	W	9-2	Wofford
4-26	N1	W	8-0	Presbyterian
4-27	N1	W	11-5	Furman
4-28	A	L	3-6	Newberry
4-30	H	L	0-6	Georgia Tech
5-4	N2	L	0-7	Duke
5-5	A	L	3-4	Furman
5-11	H	W	19-5	Wofford
5-12	N3	W	7-1	Wofford
5-19	H	L	2-4	Newberry

N1 - Greenwood, SC; N2 - Charlotte, NC; N3 - Anderson, SC

1907 (9-7-1)

Head Coach: Frank Shaughnessy (1st)

Date	St	W-L	Score	Opponent
3-23	A	W	15-1	Presbyterian
3-30	H	W	4-2	South Carolina
4-5	A	L	2-4	Georgia Tech
4-6	A	T	2-2	Georgia Tech
4-12	H	W	8-0	Presbyterian
4-13	A	W	7-5	Georgia
4-18	H	L	1-3	Erskine
4-20	H	L	0-2	Georgia
4-25	A	W	10-1	Wofford
4-26	N1	L	2-10	Furman
4-27	A	W	5-1	Newberry
4-29	A	L	2-6	South Carolina
4-30	A	L	2-5	Erskine
5-3	N2	L	4-5	Duke
5-4	N2	W	3-0	Duke
5-11	A	W	11-8	Furman
5-18	H	W	7-1	Newberry

N1 - Greenwood, SC; N2 - Charlotte, NC

1908 (6-11)

Head Coach: Robert Lynch (1st)

Date	St	W-L	Score	Opponent
3-28	H	W	7-2	Presbyterian
4-3	A	L	2-4	Georgia Tech
4-4	A	L ⁽¹¹⁾	4-5	Georgia Tech
4-9	H	L	2-4	South Carolina
4-11	H	W	11-1	Furman
4-14	H	L	4-6	Wofford
4-17	H	W	5-4	Erskine
4-23	A	L	7-8	Newberry
4-24	N1	W	8-2	Furman
4-30	A	L	2-4	Wofford
5-1	N2	L	3-5	Duke
5-2	N3	L	0-1	Duke
5-8	A	L	0-8	Georgia
5-9	A	L	0-6	Georgia ⁽¹⁾
5-9	A	L	0-7	Georgia ⁽²⁾
5-13	H	W	4-3	Newberry
5-16	A	W	4-2	Newberry

N1 - Greenwood, SC; N2 - Charlotte, NC; N3 - Winston-Salem, NC

1909 (10-12)

Head Coach: Jesse Reynolds (1st)

Date	St	W-L	Score	Opponent
3-29	H	W	5-4	Riverside Military
4-2	H	W	2-0	Georgia
4-3	H	W	10-3	Georgia
4-5	H	W	15-4	North Georgia
4-6	H	L	2-6	North Georgia
4-7	H	W	6-3	Erskine
4-10	A	W	7-6	Furman
4-14	A	L	2-4	Riverside Military

John Heisman, a name synonymous with college football, coached the Tiger baseball team to a 28-6-1 (.814) record from 1901-03. His winning percentage is still the highest in school history.



Bowman Field, named after the Tigers' first baseball coach (R.T.V. Bowman), was Clemson's home field from 1896 to 1915.

4-15	A	L	3-5	Gordon Military
4-16	A	W	7-4	Mercer
4-17	A	L	2-6	Mercer
4-21	H	L	7-8	Duke
4-22	A	L	2-3	Wofford
4-24	N1	L	1-4	Duke ⁽¹⁾
4-24	N1	L	0-1	Duke ⁽²⁾
4-29	A	L	0-3	Newberry
4-30	N2	L	5-6	Furman
5-1	A	L	0-3	Erskine
5-4	H	W	6-2	Wofford
5-7	A	L	0-3	South Carolina
5-8	A	W	4-2	South Carolina
5-11	H	W	8-2	Newberry

N1 - Chester, SC; N2 - Greenwood, SC

1910 (10-11)

Head Coach: Joe Holland (1st)

Date	St	W-L	Score	Opponent
3-25	H	L	1-8	Erskine
3-26	H	W	4-0	Erskine
3-28	H	W	4-2	Riverside Military
4-1	A	W	1-0	Georgia
4-2	A	L	0-5	Georgia
4-8	H	W	2-1	Duke
4-9	H	L	3-14	Duke
4-14	A	W	8-1	Wofford ⁽¹⁾
4-14	A	W	5-4	Wofford ⁽²⁾
4-15	A	L	4-8	Newberry
4-16	A	W	5-3	Newberry
4-22	H	W	5-0	Furman
4-23	H	W	3-2	Furman
4-29	N1	W	6-5	Erskine ⁽¹⁾
4-29	N1	L	2-3	Erskine ⁽²⁾
4-30	A	L	6-8	Presbyterian
5-13	A	L	0-5	Georgia Tech
5-14	A	L	0-4	Georgia Tech ⁽¹⁾
5-14	A	L	3-11	Georgia Tech ⁽²⁾
5-16	A	L	2-4	Mercer
5-17	A	L	1-9	Mercer

N1 - Greenwood, SC

1911 (13-10)

Head Coach: Frank Dobson (1st)

Date	St	W-L	Score	Opponent
3-27	H	L	2-5	Georgia
3-28	H	L	0-3	Georgia
3-31	A	W	2-1	Erskine
4-1	A	W	8-3	Erskine
4-3	H	W	6-3	College of Charleston
4-7	A	W	4-0	Furman
4-14	H	W	2-1	Newberry
4-15	H	W	3-2	Newberry
4-21	H	W	6-0	Presbyterian
4-22	H	W	6-2	Presbyterian
4-26	A	W	8-5	Wofford
4-27	N1	L	0-7	Duke ⁽¹⁾
4-27	N1	L	5-9	Duke ⁽²⁾
4-28	A	W	6-1	College of Charleston

4-29	A	W	3-0	The Citadel
5-1	A	W	6-4	Furman
5-5	H	W	6-0	Wofford
5-6	H	L	2-3	Wofford
5-10	A	L	0-6	Mercer ⁽¹⁾
5-10	A	L	5-11	Mercer ⁽²⁾
5-12	A	L	6-7	Auburn
5-13	A	L	4-5	Auburn ⁽¹⁾
5-13	A	L	2-3	Auburn ⁽²⁾

N1 - Sumter, SC

1912 (11-6)

Head Coach: Frank Dobson (2nd)

Date	St	W-L	Score	Opponent
3-29	A	L	0-8	Georgia
3-30	A	L	1-5	Georgia
4-3	H	W	6-0	College of Charleston
4-5	H	W	6-3	Erskine
4-6	H	W	4-3	Erskine
4-12	A	W	6-4	Georgia Tech
4-13	A	L	2-4	Georgia Tech
4-19	H	W	8-3	Furman
4-24	A	L	2-3	Wofford
4-25	A	W	4-2	Wofford
4-26	A	W	4-3	Newberry
4-27	A	L	1-4	Newberry
5-3	A	W	3-2	Presbyterian
5-4	A	W	5-1	Presbyterian
5-6	H	W	2-1	Auburn
5-7	H	W	4-3	Auburn
5-8	H	L	0-4	Auburn

1913 (13-5)

Head Coach: Frank Dobson (3rd)

Date	St	W-L	Score	Opponent
3-28	A	L	0-3	Georgia Tech
3-29	A	L	1-3	Georgia Tech
4-4	H	W	10-8	Georgia
4-5	H	L	4-10	Georgia
4-8	A	W	9-3	Furman
4-12	A	W	3-2	Erskine
4-15	H	W	5-0	\$ Erskine
4-18	H	W	5-1	Presbyterian
4-25	H	L	1-6	Wake Forest
4-26	H	W	4-0	Furman
4-30	A	W	14-5	Wofford
5-1	A	W	9-0	Wofford
5-2	A	W	11-1	Presbyterian
5-3	A	W	10-3	Newberry
5-5	H	W	6-5	Newberry
5-8	A	L	3-9	Auburn
5-9	A	W	18-4	Auburn
5-10	A	W	5-3	Auburn

\$ - no-hit game

1914 (16-6)

Head Coach: Coach Robertson (1st)

Date	St	W-L	Score	Opponent
3-27	A	W	6-3	Georgia

3-28	A	L	6-7	Georgia
4-3	H	W	2-1	Erskine
4-4	H	W	8-0	Erskine
4-10	A	W	7-3	Mercer
4-11	A	L	5-7	Mercer
4-15	H	W	6-5	Wofford
4-16	H	W	5-0	The Citadel
4-18	H	W	5-1	Furman
4-21	A	L	9-10	Furman
4-24	N1	W	9-1	Erskine ⁽¹⁾
4-24	N1	W	6-0	Erskine ⁽²⁾
4-29	A	W	7-3	Presbyterian
4-30	A	W	6-2	Presbyterian
5-1	A	W	7-4	Newberry
5-2	A	W	15-9	Newberry
5-6	A	L	6-7	Wofford
5-7	A	W	7-6	Wofford
5-9	A	W	5-1	Furman
5-14	H	L	4-5	Auburn
5-15	H	W	13-5	Auburn
5-16	H	L	2-6	Auburn

N1 - Rock Hill, SC

1915 (13-7)

Head Coach: Vet Sitton (1st)

Date	St	W-L	Score	Opponent
3-26	N1	W	3-2	Furman
4-3	H	W	10-2	Furman
4-9	A	L	1-2	Erskine
4-10	A	L	6-8	Erskine
4-13	H	W	7-4	Richmond
4-14	A	W	7-4	Wofford
4-15	A	W	12-1	Wofford
4-17	H	W	13-3	The Citadel
4-27	H	W	8-2	Presbyterian
4-28	H	W	2-1	Presbyterian
4-30	H	L	3-6	Georgia
5-1	H	L	3-9	Georgia
5-8	A	L	3-10	Auburn ⁽¹⁾
5-8	A	L	1-3	Auburn ⁽²⁾
5-8	A	L	0-2	Auburn ⁽³⁾
5-13	H	W	18-7	Newberry
5-14	H	W	14-1	Newberry
5-15	A	W	10-1	Furman
5-17	N2	W	8-2	Furman
5-18	N2	W	5-3	Furman

N1 - Anderson, SC; N2 - Greenwood, SC

1916 (13-11-1)

Head Coach: Vet Sitton (2nd)

Date	St	W-L	Score	Opponent
3-27	H	W	4-2	\$ West Virginia Wesleyan
3-29	H	L	2-3	Erskine
4-4	H	W	6-0	Wofford
4-8	A	W	12-3	Erskine
4-11	H	W	4-2	The Citadel
4-12	H	W	16-1	The Citadel
4-13	H	W	11-1	Virginia Tech
4-14	H	L	3-4	Virginia Tech

4-18	A	W	7-0	Wofford
4-19	A	L	3-4	Furman
4-21	A	L	1-4	Georgia
4-22	A	L	4-6	Georgia
4-24	N1	L	2-3	Wofford
4-25	N1	T	0-0	Furman
4-27	A	W	16-6	Duke
4-28	A	L	4-5	Duke
4-29	A	W	2-0	# Virginia Military
5-1	A	L	7-10	Virginia Tech
5-5	N1	W	5-4	Auburn
5-6	H	L	1-9	Auburn⁽¹⁾
5-6	H	L	1-3	Auburn⁽²⁾
5-8	H	W	3-0	Duke
5-9	H	W	13-3	Duke
5-12	N1	L	0-4	South Carolina
5-13	N1	W	7-5	South Carolina

\$ - first baseball game played on Riggs Field;

- no-hit game; N1 - Anderson, SC

1917 (13-13)

Head Coach: Country Morris (1st)

Date	St	W-L	Score	Opponent
3-28	H	L	3-9	West Virginia Wesleyan
3-29	H	L	5-6	West Virginia Wesleyan
3-30	H	W	2-1	Erskine
3-31	A	W	3-0	Erskine
4-2	A	L	1-2	South Carolina
4-3	A	W	18-2	South Carolina
4-6	H	W	2-1	Wofford
4-7	H	W	9-2	Oglethorpe
4-10	H	W	15-1	Furman
4-13	A	L	0-1	Presbyterian
4-14	A	W	6-3	Newberry
4-16	H	W	4-2	South Carolina
4-17	H	W	6-3	South Carolina
4-20	N1	W	2-1	Georgia
4-21	N1	L	2-3	Georgia
4-25	H	L	2-3	Georgia Tech
4-26	H	L	1-5	Georgia Tech
5-4	A	L	0-7	Auburn
5-5	A	L	3-8	Auburn
5-6	A	W	7-4	Auburn
5-8	A	L	3-5	Mercer ⁽¹⁾
5-8	A	L	1-2	Mercer ⁽²⁾
5-9	A	L	2-8	Georgia
5-12	H	L	1-2	Newberry
5-17	A	W	1-0	Wofford
5-18	A	W	7-5	Wofford

N1 - Anderson, SC

1918 (11-6)

Head Coach: Edward Donahue (1st)

Date	St	W-L	Score	Opponent
4-5	H	L	1-2	North Carolina
4-10	H	W	4-3	Wofford
4-12	H	L	2-3	Oglethorpe
4-13	H	W	7-6	Oglethorpe
4-16	H	W	7-2	Wake Forest
4-20	A	W	8-3	Furman
4-23	H	W	6-5	Georgia
4-24	H	L	0-2	Georgia
4-27	H	W	3-2	Erskine
5-2	H	L	1-2	Guilford
5-3	H	L	2-5	Guilford
5-6	A	W	8-3	Oglethorpe
5-7	A	W	7-3	Oglethorpe
5-9	H	W	7-0	Furman
5-16	A	W	3-0	Wofford
5-17	A	W	3-2	South Carolina
5-18	A	L	2-3	South Carolina

1919 (6-15-1)

Head Coach: Edward Donahue (2nd)

Date	St	W-L	Score	Opponent
3-25	H	L	0-2	Furman
4-5	A	L	0-5	Georgia Tech<

4-15	H	L ⁽¹²⁾	1-3	Duke
4-18	H	L	2-8	Alabama
4-19	H	W ⁽¹¹⁾	4-3	Alabama
4-23	H	L	6-7	Georgia
4-24	H	T ⁽¹¹⁾	2-2	Georgia
4-25	H	L	1-2	South Carolina
4-26	H	W	8-2	South Carolina
4-28	H	L	1-2	Presbyterian
5-1	N1	L	1-6	Erskine
5-6	H	L	7-10	Wofford
5-9	H	W	8-3	The Citadel
5-14	A	L	0-3	Erskine
5-15	A	W	3-1	Newberry
5-16	A	W	4-0	South Carolina
5-17	A	W	1-0	South Carolina

N1 - Anderson, SC

1920 (4-15)

Head Coach: Country Morris (2nd)

Date	St	W-L	Score	Opponent
4-2	H	L	2-6	Georgia
4-3	H	L	0-3	Georgia
4-5	H	L ⁽⁷⁾	0-10	Auburn
4-6	H	L	2-15	Auburn
4-10	A	L ⁽¹²⁾	4-5	Furman
4-15	A	L	0-1	Newberry
4-16	A	W ⁽⁸⁾	14-9	South Carolina
4-17	A	W	14-5	South Carolina
4-23	A	L	1-2	Georgia Tech
4-24	A	L ⁽¹⁰⁾	4-5	Georgia Tech
4-27	H	W	6-2	Presbyterian
4-29	H	L	3-6	Elon
5-1	H	L	0-3	Erskine
5-4	H	L	0-5	Wofford
5-8	A	L	5-7	Presbyterian
5-11	H	W	5-3	South Carolina
5-12	H	L	5-8	South Carolina
5-14	A	L	1-5	Georgia
5-15	A	L	0-8	Georgia

1921 (5-14)

Head Coach: Larry Conover (1st)

Date	St	W-L	Score	Opponent
3-25	H	L ⁽¹⁰⁾	1-2	Georgia
3-26	H	L	2-10	Georgia
4-1	A	L	0-7	Georgia Tech
4-2	A	L	0-10	Georgia Tech
4-5	H	W	3-2	Erskine
4-8	A	L	1-12	Auburn
4-9	A	L	1-12	Auburn
4-13	H	L	1-4	Furman
4-15	N1	L	2-8	Newberry
4-20	A	L	1-2	Furman
4-21	H	L	3-5	Wake Forest
4-26	H	L	4-6	Davidson
4-27	H	W	8-0	Presbyterian
5-4	H	W ⁽¹²⁾	1-0	N.C. State
5-5	H	W	5-0	South Carolina
5-6	A	L	4-7	Wofford
5-7	A	W	6-1	Presbyterian
5-11	A	L	3-5	Erskine
5-12	A	L	0-5	Newberry

N1 - Greenwood, SC

1922 (11-8)

Head Coach: L.V.H. Durfee (1st)

Date	St	W-L	Score	Opponent
3-24	A	L	4-9	Georgia Tech
3-25	A	L	2-6	Georgia Tech
4-1	A	W	7-6	Georgia Tech
4-3	H	W	5-0	Presbyterian
4-6	A	L	1-2	Georgia
4-7	A	L	1-2	Georgia
4-8	H	W	11-3	The Citadel
4-12	N1	W	4-1	Wofford
4-14	H	W	6-0	Erskine
4-15	A	L	1-8	Furman
4-21	A	W	3-0	Presbyterian
4-22	A	W	8-3	Presbyterian
4-26	H	W	3-1	South Carolina
4-27	H	W	4-3	Davidson
5-2	H	W	7-1	Wofford

5-4	N1	W	5-1	Erskine
5-11	H	L	0-4	Furman
5-12	A	L	8-9	Newberry
5-13	A	L	4-8	South Carolina

N1 - Anderson, SC

1923 (12-6-1)

Head Coach: L.V.H. Durfee (2nd)

Date	St	W-L	Score	Opponent
3-30	H	W	8-0	Furman
3-31	A	W	3-0	Furman
4-3	H	W	6-2	Maryland
4-5	H	W	2-0	Erskine
4-6	H	L	2-6	Georgia
4-7	H	W	2-1	Georgia
4-9	H	W	17-1	Presbyterian
4-12	H	L	0-9	Duke
4-14	A	W	6-1	Furman
4-19	A	L	4-6	Alabama
4-23	A	W	4-0	Erskine
4-25	H	L	4-12	Virginia Tech
4-26	H	L	2-3	Davidson
4-27	H	W	4-3	Newberry
4-30	H	T ⁽¹³⁾	3-3	Furman
5-3	H	W	5-3	The Citadel
5-4	A	W	3-0	Newberry
5-7	H	L	0-1	Mississippi College
5-8	H	W	4-1	Mississippi College

1924 (6-10)

Head Coach: L.V.H. Durfee (3rd)

Date	St	W-L	Score	Opponent
3-28	H	L	5-19	Georgia
3-29	H	L	4-11	Georgia
4-15	A	L	1-4	Furman
4-16	H	L	4-7	Presbyterian
4-17	H	W	6-0	South Carolina
4-19	A	L	0-7	Wofford
4-22	N1	L	4-11	Furman
4-26	H	L	1-14	Oglethorpe
4-28	H	L	7-12	Wofford
5-3	H	L	3-7	Furman
5-5	H	W	4-1	Erskine
5-7	A	W	4-1	Erskine
5-8	N2	W	4-1	Presbyterian
5-9	A	L	2-7	Newberry
5-10	A	W	8-7	South Carolina
5-12	N2	W	10-3	The Citadel

\$ - no-hit game; N1 - Anderson, SC; N2 - Laurens, SC

1925 (11-14)

Head Coach: Thomas May (1st)

Date	St	W-L	Score	Opponent
3-20	A	L	0-4	Georgia Tech
3-21	A	L	0-6	Georgia Tech
3-30	A	L	1-7	Georgia
3-31	A	L	0-6	Georgia
4-2	H	W	7-3	North Georgia

4-3	H	L	6-9	North Georgia
4-4	H	W	11-2	North Georgia
4-6	H	W	5-4	Wofford
4-7	H	W	4-2	Wofford
4-11	H	L	3-7	Furman
4-13	H	L	0-5	Michigan
4-14	H	L	1-7	Michigan
4-17	H	W	3-2	Presbyterian
4-18	A	L	2-13	Wofford
4-21	H	W ⁽¹³⁾	9-8	Tennessee
4-22	A	L	4-7	Furman
4-24	H	W	6-2	South Carolina
4-29	A	W ⁽¹²⁾	2-1	Erskine
4-30	N1	L	2-9	Presbyterian
5-1	A	L	8-9	Newberry
5-2	A	L	7-8	South Carolina
5-4	N2	W	7-5	Auburn
5-8	H	L	1-4	Virginia Tech
5-11	H	W ⁽¹⁰⁾	9-8	Erskine
5-13	H	W	6-4	The Citadel

N1 - Laurens, SC; N2 - Anderson, SC

1926 (8-11)

Head Coach: Cul Richards (1st)

Date	St	W-L	Score	Opponent
3-19	A	L	2-5	Georgia Tech
3-20	A	W ⁽¹⁰⁾	6-5	Georgia Tech
3-25	H	L	5-9	Furman
3-27	A	L	1-2	Furman
4-3	A	L	5-6	Wofford
4-7	A	L	0-10	Auburn
4-8	A	L	0-7	Auburn
4-13	H	W ⁽¹⁰⁾	7-6	Presbyterian
4-15	A	W ⁽¹⁰⁾	8-2	Erskine
4-16	A	L	0-4	Newberry
4-17	A	L	0-3	South Carolina
4-21	H	W	11-5	N.C. State
4-22	H	W	9-0	Davidson
4-23	H	W	8-3	The Citadel
4-26	H	W	12-0	Wofford
4-28	N1	L	1-5	Presbyterian
5-3	H	L	0-2	Newberry
5-4	H	L	2-3	Erskine
5-7	H	W	10-3	Duke

N1 - Laurens, SC

1927 (11-13-1)

Head Coach: Tink Gillam (1st)

Date	St	W-L	Score	Opponent
3-18	A	L	5-11	Georgia Tech
3-19	A	L	1-10	Georgia Tech
3-25	H	W ⁽¹⁰⁾	3-2	Erskine
3-28	H	L	7-10	Georgia
3-29	H	L	8-10	Georgia
4-1	A	L	3-6	Oglethorpe
4-2	A	L	1-5	Oglethorpe
4-8	H	W	4-3	South Carolina
4-9	H	W	10-6	Davidson
4-11	H	W	5-4	Newberry

4-13	A	L ⁽¹¹⁾	8-9	South Carolina
4-14	A	W	16-4	Newberry
4-15	A	W	12-4	Presbyterian
4-16	A	W	11-3	Erskine
4-20	H	L	5-11	Auburn
4-22	A	L	4-8	Georgia
4-23	A	L	0-9	# Georgia
4-27	H	W	6-5	Furman
4-28	H	L	6-7	Presbyterian
5-4	A	L	2-6	Auburn
5-5	A	T ⁽⁶⁾	3-3	Auburn
5-9	H	W	7-0	N.C. State
5-10	H	W	4-1	The Citadel
5-12	A	L ⁽¹⁰⁾	1-2	Furman
5-13	H	W	7-4	Wofford

- forfeited game

1928 (12-9-2)

Head Coach: Joe Guyon (1st)

Date	St	W-L	Score	Opponent
3-23	A	L	4-14	Georgia Tech
3-24	A	L	5-7	Georgia Tech
4-2	A	L	2-6	Auburn
4-3	A	T ⁽⁸⁾	6-6	Auburn
4-4	A	W	2-1	Florida
4-5	A	L	6-10	Florida
4-7	A	W	12-6	Mercer
4-12	H	L ⁽⁷⁾	2-4	Michigan ⁽¹⁾
4-12	H	L ⁽⁷⁾	2-6	Michigan ⁽²⁾
4-13	H	W	6-0	South Carolina
4-16	H	W	11-1	Presbyterian
4-17	A	W	6-3	Newberry
4-18	A	T ⁽¹¹⁾	3-3	South Carolina
4-21	A	W	7-3	The Citadel
4-24	A	L	1-4	Erskine
4-26	H	W	6-0	Presbyterian
4-27	H	W	6-2	Newberry
4-30	A	W ⁽¹⁰⁾	8-6	Furman
5-2	H	L	3-11	Auburn
5-3	H	L	6-9	Auburn
5-4	H	W	6-5	Auburn
5-9	H	W	7-2	Furman
5-11	H	W	4-3	Erskine

1929 (15-11-1)

"State Champions"

Head Coach: Joe Guyon (2nd)

Date	St	W-L	Score	Opponent
3-22	A	L	3-5	Georgia
3-23	A	L	2-4	Georgia
4-1	H	L ⁽¹¹⁾	0-2	South Carolina
4-3	A	L	1-2	Wofford
4-5	H	L	3-4	Georgia
4-6	H	W	9-7	Georgia
4-10	H	L	3-10	Michigan
4-11	H	L	4-16	Michigan
4-12	A	L	2-5	Georgia Tech
4-13	A	W	7-4	Georgia Tech
4-15	A	T ⁽¹²⁾	6-6	Auburn



Flint Rhem (second from left) played three years (1922-24) at Clemson before totaling 105 wins in 12 Major League seasons.

4-16	A	W	4-3	Auburn
4-17	A	L	2-9	Oglethorpe
4-18	A	L	4-2	Oglethorpe
4-20	A	W	10-3	Furman
4-23	H	W	3-0	Newberry
4-24	H	W ⁽¹⁰⁾	6-5	Presbyterian
4-26	H	W	3-0	Erskine
4-27	H	W	6-1	Furman
4-29	H	W	3-2	Wofford
4-30	H	L	4-5	Oglethorpe
5-3	A	W ⁽¹⁰⁾	1-0	Erskine
5-7	A	W	7-1	Presbyterian
5-8	A	W	3-0	Newberry
5-9	A	L	6-8	South Carolina
5-11	A	W ⁽⁷⁾	4-0	The Citadel ⁽¹⁾
5-11	A	W ⁽⁷⁾	6-5	The Citadel ⁽²⁾

1930 (9-14)

Head Coach: Joe Guyon (3rd)

Date	St	W-L	Score	Opponent
3-28	A	L	9-10	Georgia Tech
3-29	A	L	1-4	Georgia Tech
3-31	A	L	3-7	Oglethorpe
4-1	A	L	4-5	Oglethorpe
4-4	A	W	8-5	Wofford
4-5	H	L	4-7	Erskine
4-7	H	L	2-5	Florida
4-8	H	W	9-3	Florida
4-11	H	W	11-5	Wofford
4-15	A	W	4-3	Furman
4-17	H	L	4-8	Newberry
4-19	H	W	4-1	South Carolina ⁽¹⁾
4-19	H	L	2-9	South Carolina ⁽²⁾
4-22	H	W	7-6	Furman
4-26	A	W	9-6	The Citadel
4-28	A	L	2-18	South Carolina
4-29	A	L ⁽¹⁰⁾	3-5	South Carolina
4-30	A	W	15-0	Newberry
5-1	A	L	7-9	Presbyterian
5-2	A	L ⁽¹¹⁾	4-5	Erskine
5-5	H	L ⁽¹¹⁾	3-4	Auburn
5-6	H	L ⁽¹⁰⁾	10-14	Auburn
5-9	N1	W	12-6	The Citadel

N1 - Anderson, SC

1931 (6-2)

Head Coach: Joe Guyon (4th)

Date	St	W-L	Score	Opponent
4-9	H	W	6-3	Newberry
4-30	H	W	14-4	Davidson
5-2	A	L	1-10	South Carolina
5-4	A	W	6-2	The Citadel
5-11	H	W	6-1	The Citadel
5-12	H	W	3-2	The Citadel
5-13	H	W	5-4	South Carolina
5-14	H	L	1-5	South Carolina

Note: The season was shortened due to an outbreak of meningitis on campus in April.

1932 (14-6)

Head Coach: Jess Neely (1st)

Date	St	W-L	Score	Opponent
3-24	H	L	3-4	Georgia
3-25	H	L	8-11	Georgia
4-4	H	W	9-3	Newberry
4-5	H	L	2-3	Newberry
4-7	A	W	7-1	Presbyterian
4-15	A	L	0-4	South Carolina
4-16	A	W	10-4	South Carolina
4-18	A	W	14-1	Erskine
4-19	A	W ⁽¹⁰⁾	2-1	Erskine
4-21	H	W	14-5	Presbyterian ⁽¹⁾
4-21	H	W ⁽⁷⁾	14-1	Presbyterian ⁽²⁾
4-22	H	W ⁽¹⁰⁾	12-11	Presbyterian
4-26	H	W	13-9	South Carolina ⁽¹⁾
4-26	H	L ⁽⁷⁾	2-5	South Carolina ⁽²⁾
5-3	A	W	10-4	Newberry
5-4	A	L	2-4	Newberry
5-9	H	W	13-10	Erskine
5-10	H	W	3-0	Erskine
5-12	H	W	10-9	South Carolina
5-13	H	W	6-5	South Carolina

1933 (11-11)

Head Coach: Jess Neely (2nd)

Date	St	W-L	Score	Opponent
3-24	H	L	11-14	Georgia
3-27	H	W ⁽⁸⁾	5-4	Furman
3-28	H	L ⁽⁶⁾	9-11	Furman
3-30	A	L	4-5	South Carolina
3-31	A	L	0-6	South Carolina
4-3	N1	W	11-4	Erskine
4-4	N1	L	4-5	Erskine
4-6	A	W	13-7	Presbyterian
4-7	A	L	3-8	Presbyterian
4-10	H	W	9-2	Newberry
4-11	H	W	6-5	Newberry
4-13	A	L	4-6	Furman
4-14	H	W	4-1	Furman
4-17	H	L	3-4	South Carolina
4-20	A	L	0-3	# Erskine
4-21	H	W	6-3	Erskine
4-25	H	W	15-11	Presbyterian ⁽¹⁾
4-25	H	W ⁽⁷⁾	3-0	Presbyterian ⁽²⁾
4-27	A	L	8-9	Newberry
4-28	A	W	6-1	Newberry
5-1	A	W	9-8	Furman
5-2	H	L ⁽⁷⁾	1-4	Furman

- no-hit game; N1 - Anderson, SC

1934 (8-8-1)

Head Coach: Jess Neely (3rd)

Date	St	W-L	Score	Opponent
3-30	H	L	6-7	Duke
3-31	H	W	10-5	Duke
4-4	H	L	9-11	Newberry
4-5	H	L	7-8	Furman
4-7	H	T ⁽¹¹⁾	7-7	N.C. State
4-9	A	W	15-8	Presbyterian
4-10	A	W	5-3	Erskine
4-12	H	L	1-8	South Carolina
4-21	A	L	7-8	Furman
4-24	H	W ⁽¹²⁾	3-2	Erskine
4-26	H	W	8-2	Presbyterian
4-27	A	L	4-5	Newberry
5-1	H	W	5-0	Wofford
5-2	A	L	4-6	South Carolina
5-3	A	W	9-6	Wofford
5-7	N1	W	5-2	Georgia
5-8	N1	L	3-4	Georgia

N1 - Gainesville, GA

1935 (16-7-1)

"State Champions"

Head Coach: Jess Neely (4th)

Date	St	W-L	Score	Opponent
3-25	H	W	5-0	Michigan State
3-30	A	L	1-5	N.C. State
4-1	A	L	8-12	Duke ⁽¹⁾
4-1	A	W ⁽⁷⁾	3-0	Duke ⁽²⁾
4-5	H	W	4-0	Georgia Tech
4-9	H	W	10-2	Presbyterian
4-12	A	L	0-2	Georgia
4-13	A	W	4-3	Georgia

4-15	A	W	12-3	Wofford
4-16	H	W	5-4	South Carolina
4-19	H	W	7-2	Georgia
4-20	H	W	6-4	Georgia
4-22	H	L	1-7	Newberry
4-24	A	T ⁽¹⁰⁾	4-4	Furman
4-25	H	W	5-1	Wofford
4-26	A	W	10-2	Georgia Tech
4-27	A	L	0-6	Georgia Tech ⁽¹⁾
4-27	A	L ⁽⁷⁾	1-2	Georgia Tech ⁽²⁾
4-30	H	W	5-0	Erskine
5-1	A	W	6-3	Presbyterian
5-2	A	W	4-2	Erskine
5-7	H	W	3-2	Furman ⁽¹⁾
5-7	H	W ⁽⁷⁾	1-0	Furman ⁽²⁾
5-9	A	L	0-2	South Carolina

1936 (6-11)

Head Coach: Jess Neely (5th)

Date	St	W-L	Score	Opponent
3-30	H	L	0-18	Michigan State
4-3	H	L ⁽⁷⁾	0-6	Georgia ⁽¹⁾
4-3	H	L	3-8	Georgia ⁽²⁾
4-11	H	L	3-6	Erskine
4-13	A	L	0-6	Erskine
4-16	H	L	4-9	Cincinnati
4-17	H	W	10-8	Presbyterian
4-20	H	W	7-1	The Citadel
4-21	H	W	6-1	The Citadel
4-24	A	W	7-1	^ South Carolina
4-28	A	L ⁽⁷⁾	2-6	Presbyterian
5-1	H	L	5-12	N.C. State
5-5	H	L	5-6	South Carolina
5-8	A	L	2-6	Georgia
5-9	A	W	5-4	Georgia
5-11	H	W	2-0	Newberry
5-13	A	L	0-3	Newberry

^ - Clemson's first night game

1937 (7-12)

Head Coach: Jess Neely (6th)

Date	St	W-L	Score	Opponent
3-30	H	L	1-8	Ohio
4-2	H	L	1-13	Georgia
4-3	H	W	3-2	Georgia
4-7	A	L	3-23	Erskine
4-9	A	L	0-5	Newberry
4-10	A	L	2-3	Wofford
4-12	A	L	7-10	The Citadel
4-13	A	L	0-3	The Citadel
4-15	A	W	5-4	Presbyterian
4-16	H	L	2-5	Furman
4-20	H	W	6-5	Erskine
4-22	H	L	0-1	Newberry
4-24	H	W	9-4	Wofford
4-27	A	L	3-4	South Carolina
5-3	A	W	11-9	Georgia
5-4	A	W	6-1	Georgia
5-6	A	L	5-6	Presbyterian
5-8	H	L	4-5	South Carolina
5-10	A	W	14-8	Furman

1938 (6-12)

Head Coach: Jess Neely (7th)

Date	St	W-L	Score	Opponent
3-31	A	W	9-5	Wofford
4-4	A	L	5-9	Newberry
4-6	H	W	7-6	Erskine
4-8	A	L	11-14	Georgia
4-11	N1	L	3-4	Erskine
4-13	H	W	4-2	Presbyterian
4-15	H	W	10-8	Newberry
4-16	H	L ⁽¹⁰⁾	5-6	Davidson
4-19	H	L	5-7	Georgia
4-22	A	W	15-5	Presbyterian
4-25	H	L	0-3	The Citadel
4-26	H	L	2-10	The Citadel
4-28	A	L	7-14	Furman
5-2	A	L	2-7	Davidson
5-3	H	L	3-12	South Carolina
5-9	H	W	6-1	Wofford
5-10	A	L	0-3	South Carolina
5-11	H	L	4-6	Furman

N1 - Anderson, SC

1939 (10-7)

Head Coach: Randy Hinson (1st)

Date	St	W-L	Score	Opponent
4-3	A	L	0-6	Georgia
4-4	A	L	4-27	Georgia
4-8	H	W	12-7	Ohio
4-10	H	L	7-11	Georgia
4-14	H	W	4-1	Newberry
4-15	A	L	0-2	Erskine
4-18	A	W	2-0	Wofford
4-20	H	W	10-7	Wofford
4-22	H	W	10-7	Presbyterian
4-27	H	W	9-7	South Carolina
4-29	A	L	2-11	Newberry
5-1	A	W ⁽¹⁰⁾	7-5	South Carolina
5-2	A	W	4-0	The Citadel
5-3	A	L	2-7	The Citadel
5-5	H	L	4-6	Erskine
5-12	A	W	9-7	Furman
5-13	H	W	8-4	Furman

1940 (12-2-2)

Head Coach: Randy Hinson (2nd)

Date	St	W-L	Score	Opponent
3-23	H	W	15-2	Davidson
3-25	H	T ⁽⁷⁾	3-3	Michigan State
4-1	H	W	13-7	Wofford
4-6	A	W ⁽¹⁰⁾	6-5	Erskine
4-11	A	W	7-6	South Carolina
4-15	H	W	11-5	Presbyterian
4-18	A	T	13-13	Furman
4-23	H	L	3-4	Erskine
4-26	H	W	7-1	South Carolina
4-27	A	W	12-1	Presbyterian
4-29	A	W	7-2	Wofford
5-1	H	W	16-9	Furman
5-8	N1	W	12-1	The Citadel
5-9	N1	W	18-12	The Citadel
5-11	H	L	4-10	North Carolina
5-15	A	W	8-5	Davidson

N1 - Sumter, SC

1941 (10-6)

Head Coach: Tom Rogers (1st)

Date	St	W-L	Score	Opponent
3-25	H	L	4-5	Michigan State
4-5	H	L	10-14	Presbyterian
4-8	H	L	7-12	Georgia
4-11	H	W	9-0	Furman
4-12	A	W	3-1	Erskine
4-15	A	L	2-3	Georgia
4-18	A	L	5-7	Furman
4-19	H	W	10-2	Erskine
4-22	H	W	10-1	Wofford
4-25	H	W	3-1	South Carolina
4-26	A	W	24-8	Wofford
4-28	H	W	22-0	Presbyterian
5-3	H	W	11-7	Newberry
5-6	N1	W	8-6	Georgia



1938 Tigers

Joe Landrum pitched a no-hitter against Erskine in the 1946 season-opener.

5-8	A	L	3-5	South Carolina
5-10	A	W	8-1	Newberry

N1 - Elberton, GA

1942 (8-8)

Head Coach: Tom Rogers (2nd)

Date	St	W-L	Score	Opponent
3-25	H	L	3-5	Duke
3-26	H	L	3-14	Duke
3-28	H	W	14-3	Newberry
4-1	H	L	5-11	Michigan State
4-3	A	W	8-1	Erskine
4-7	A	L	6-13	Georgia
4-10	H	W	18-9	Erskine
4-14	H	W ⁽¹²⁾	9-8	Georgia
4-20	A	L ⁽¹⁰⁾	11-12	Presbyterian
4-22	A	L ⁽¹⁰⁾	3-4	Newberry
4-24	H	W	6-5	South Carolina
4-27	A	L ⁽¹⁰⁾	11-12	Furman
4-30	H	W	10-3	Wofford
5-2	A	W	13-5	Wofford
5-6	H	L	1-7	Furman
5-8	A	W	9-5	South Carolina

1943 (12-3)

Head Coach: Frank Howard (1st)

Date	St	W-L	Score	Opponent
3-31	A	W	12-4	Davidson
4-1	A	W	21-0	Davidson
4-5	H	W	13-12	Newberry
4-8	A	W	21-4	Furman
4-10	A	L	6-8	Newberry
4-14	H	W ⁽⁷⁾	19-3	Davidson
4-15	H	W	13-12	Furman
4-17	H	W	13-12	Presbyterian
4-20	A	W	8-1	Georgia
4-24	A	W	5-4	Georgia Tech
4-28	A	L	4-7	Presbyterian
4-29	H	W	8-2	Furman
5-1	H	W	20-8	Georgia
5-7	H	L	6-14	Georgia Tech
5-8	H	W ⁽¹⁰⁾	11-10	Georgia Tech

1944 (No Team)

1945 (7-6)

Head Coach: Walter Cox (1st)

Date	St	W-L	Score	Opponent
3-31	H	W	14-7	Wofford
4-4	A	W	15-14	Wofford
4-6	A	W	7-5	Newberry
4-7	A	L	0-6	Newberry
4-13	A	L	7-8	Presbyterian
4-20	H	L	2-12	Presbyterian
4-21	H	L	6-12	Presbyterian
4-27	H	W	6-4	South Carolina
4-30	H	W	9-2	Wofford

5-4	A	L	7-11	South Carolina
5-5	A	L	0-4	South Carolina
5-9	A	W	4-2	Wofford
5-11	H	W	3-2	Newberry

1946 (12-5)

Head Coach: Randy Hinson (3rd)

Date	St	W-L	Score	Opponent
3-29	H	W	6-0	# Erskine
4-3	A	L	1-2	South Carolina
4-5	H	W	23-0	Georgia
4-6	H	L	9-16	Georgia
4-9	H	W	5-4	Davidson
4-12	N1	L ⁽¹¹⁾	8-9	Georgia
4-13	A	W	10-6	Georgia
4-19	H	W	8-5	Presbyterian
4-20	A	L	5-7	Newberry
4-23	A	W	4-2	Furman
4-26	A	W	5-1	Erskine
4-30	A	W	9-2	Wofford
5-6	H	L	1-6	Newberry
5-7	H	W	8-0	Wofford
5-11	A	W	8-3	Davidson
5-13	H	W	2-1	Furman
5-18	H	W	12-2	South Carolina

- no-hit game; N1 - Thomson, GA

1947 (24-5 Overall; 13-2 SoCon, 1st)

NCAA Southern Champion

NCAA Eastern Finals

Head Coach: Randy Hinson (4th)

Date	St	W-L	Score	Opponent
3-25	H	W	10-9	*N.C. State
3-28	H	W	10-9	*Duke
3-29	H	L	11-13	*Duke
4-3	A	W	8-2	Presbyterian
4-7	H	W	4-3	Wofford
4-8	H	W	2-1	*Davidson
4-11	A	W	4-1	*South Carolina
4-12	A	W	17-8	*South Carolina
4-17	H	W	7-2	Georgia
4-18	A	W	14-4	*The Citadel
4-21	A	L	7-8	Georgia
4-24	H	W	9-4	Newberry
4-26	A	W	10-5	Newberry
4-30	H	W ⁽⁷⁾	8-5	*The Citadel
5-2	A	W	5-4	Erskine
5-3	A	W	11-5	Wofford
5-5	H	W	19-7	*Furman
5-6	A	L	4-7	*Furman
5-9	H	W	3-2	Erskine
5-10	A	W	15-1	*Davidson
5-13	H	W	9-6	*Furman
5-14	A	W	13-3	*Furman
5-23	H	W	17-3	*South Carolina
5-24	H	W	10-8	*South Carolina
6-12	N1	W	8-3	# Auburn

6-13	N1	W	1-0	# Alabama
6-14	N1	L	2-8	# Alabama ⁽¹⁾
6-14	N1	W	4-1	# Alabama ⁽²⁾
6-20	A	L	3-7	\$ Yale

* - SoCon game; # - NCAA Southern Playoffs;
\$ - NCAA Eastern Finals; N1 - Charlotte, NC

1948 (14-12-1 Overall; 8-8-1 SoCon)

Head Coach: Walter Cox (2nd)

Date	St	W-L	Score	Opponent
3-22	H	T ⁽¹⁰⁾	8-8	*Virginia Tech
3-24	H	L	3-5	*Duke
3-25	H	L	2-3	*Duke
3-30	H	L	4-5	Ohio
4-1	H	L	1-4	*Washington & Lee
4-5	H	W	5-0	*Davidson
4-9	H	L	1-12	*North Carolina
4-10	A	L ⁽¹⁰⁾	6-7	*Davidson
4-12	A	L	2-5	Georgia
4-16	H	L	4-7	*South Carolina
4-17	H	W	11-2	*South Carolina
4-19	H	W	7-6	*Furman
4-23	H	W	9-2	Presbyterian
4-24	A	L	4-5	Newberry
4-28	A	L	8-11	*Furman
4-30	A	W	8-1	Wofford
5-1	A	W	3-1	Erskine
5-3	H	L	1-3	*Furman
5-5	A	W	2-1	Presbyterian
5-7	H	W	16-10	Wofford
5-10	A	W	5-4	*Furman
5-14	H	W	13-9	Newberry
5-15	N1	L	2-8	Erskine
5-18	H	W	4-3	*The Citadel
5-21	A	W	7-2	*South Carolina
5-22	A	W	6-5	*South Carolina
5-25	A	W	6-4	*The Citadel

* - SoCon game; N1 - Anderson, SC

1949 (11-12 Overall; 10-5 SoCon)

Head Coach: Walter Cox (3rd)

Date	St	W-L	Score	Opponent
3-26	H	W	8-1	*Davidson
3-30	H	W	13-3	*Duke
3-31	H	L	16-18	*Duke
4-1	A	W	4-3	Presbyterian
4-4	H	L	6-12	Georgia
4-9	H	L	5-19	Presbyterian
4-15	A	L	7-9	Florida
4-16	A	L ⁽¹⁰⁾	13-14	Florida
4-18	H	L	18-20	Wofford
4-19	H	W	9-6	*Furman
4-23	A	L ⁽⁷⁾	0-2	*The Citadel ⁽¹⁾
4-23	A	W ⁽⁷⁾	5-0	*The Citadel ⁽²⁾
4-26	A	L	9-10	Newberry
4-27	A	W	16-3	*Furman
5-2	H	W ⁽¹⁰⁾	6-5	*Furman
5-4	A	L	1-3	Wofford
5-6	H	W ⁽¹¹⁾	6-5	*South Carolina
5-10	A	W ⁽¹²⁾	4-3	*Furman
5-13	H	W	10-5	*The Citadel
5-14	H	W	16-4	*The Citadel
5-16	N1	L	1-6	*N.C. State
5-20	A	L	2-4	*South Carolina
5-21	A	L	6-7	*South Carolina

* - SoCon game; N1 - Laurinburg, NC

1950 (20-11 Overall; 13-3 SoCon)

NCAA District III Playoffs

Head Coach: Walter Cox (4th)

Date	St	W-L	Score	Opponent
3-24	H	W	14-12	Michigan State
3-25	H	L	5-18	Michigan State
3-29	H	L	8-9	*Duke
3-30	H	W	17-6	*Duke
4-1	A	W	15-2	Presbyterian
4-6	N1	L	1-2	# Bradley
4-6	A	L	0-6	# Rollins
4-7	N1	W	9-1	# Bradley
4-8	A	W	13-9	# Rollins
4-11	H	W ⁽¹⁰⁾	11-10	Presbyterian
4-12	A	L	5-8	Georgia

4-15	H	W	13-11	*Davidson
4-17	H	W	7-3	Georgia
4-18	H	W	12-0	*Furman
4-21	A	W	16-4	*The Citadel
4-22	A	W ⁽¹⁰⁾	7-5	*The Citadel
4-26	A	W	10-3	*Furman
4-29	A	L	4-6	*Davidson
5-1	H	W	21-6	*Furman
5-5	A	W	14-5	*South Carolina
5-6	A	L	2-10	*South Carolina
5-9	A	W	11-7	*Furman
5-12	H	W	19-10	*The Citadel
5-13	H	W	12-11	*The Citadel
5-15	H	W ⁽¹¹⁾	8-7	*South Carolina
5-16	H	W	18-9	*South Carolina
5-26	N2	L	2-14	+ Wake Forest
5-26	N2	W	1-0	+ Virginia Tech
5-27	N2	L	2-3	+ Maryland
6-8	N3	L	1-6	\$ Alabama
6-9	N3	L	2-4	\$ Kentucky

* - SoCon game; # - Rollins Invitational; + - SoCon Tournament; \$ - NCAA District III Playoffs;
N1 - Winter Park, FL; N2 - Greensboro, NC; N3 - Kannapolis, NC

1951 (18-7 Overall; 16-2 SoCon)

Head Coach: Walter Cox (5th)

Date	St	W-L	Score	Opponent
3-23	A	L	9-10	Rollins
3-24	A	L	2-5	Rollins
3-26	H	L	7-8	Michigan State
3-27	H	L	6-16	Michigan State
4-4	A	W	4-1	Erskine
4-7	A	W	12-5	*Davidson
4-9	H	W	8-6	*South Carolina
4-10	H	W	11-1	*South Carolina
4-14	A	W	15-5	*The Citadel ⁽¹⁾
4-14	A	W ⁽⁷⁾	3-1	*The Citadel ⁽²⁾
4-17	H	W	26-13	*Furman
4-20	H	W	7-6	*The Citadel
4-21	H	W	12-3	*The Citadel
4-25	A	W	10-8	*Furman
4-26	A	W	4-3	*Duke
4-27	A	W	4-3	*North Carolina
4-28	A	L	5-7	*N.C. State
4-30	H	W	6-1	*Furman
5-4	H	W	20-2	*Davidson
5-5	H	L ⁽¹⁰⁾	8-12	*Wake Forest
5-8	A	W	12-2	*Furman
5-11	N1	W	12-4	*South Carolina
5-12	A	W ⁽⁷⁾	16-5	*South Carolina
5-18	N2	W	6-2	+ West Virginia
5-19	N2	L	0-5	+ Duke

* - SoCon game; + - SoCon Tournament; N1 - Orangeburg, SC; N2 - Greensboro, NC

1952 (10-12 Overall; 10-10 SoCon)

Head Coach: Bob Smith (1st)

Date	St	W-L	Score	Opponent
3-24	H	L	3-13	Michigan State
3-25	H	L ⁽⁸⁾	1-5	Michigan State
3-28	H	L	8-14	*Duke
3-29	H	W	10-9	*Duke
4-2	H	W	21-5	*Davidson
4-4	N1	W	5-2	*South Carolina
4-5	A	L	4-6	*South Carolina
4-7	H	L	5-12	*Wake Forest
4-8	H	L	14-16	*Wake Forest
4-12	A	L	3-4	*Davidson
4-14	A	L	2-6	*Duke
4-15	A	L	7-11	*Wake Forest
4-18	H	L	5-8	*The Citadel
4-19	H	W	14-4	*The Citadel
4-23	H	W	4-2	*Furman
4-25	H	L	3-4	*North Carolina
4-29	A	L ⁽¹⁵⁾	4-5	*Furman
5-3	A	W ⁽¹⁰⁾	6-4	*The Citadel ⁽¹⁾
5-3	A	W ⁽⁷⁾	6-4	*The Citadel ⁽²⁾
5-5	H	W ⁽¹⁰⁾	12-11	*Furman ⁽¹⁾
5-5	H	W ⁽⁷⁾	5-4	*Furman ⁽²⁾
5-9	H	W	3-1	*South Carolina

* - SoCon game; N1 - Orangeburg, SC

Lefty Billy O'Dell pitched a no-hitter against South Carolina on May 8, 1953, the same day Clemson officially joined the newly-formed ACC.

1953 (11-6 Overall; 11-6 SoCon)

Head Coach: Bob Smith (2nd)

Date	St	W-L	Score	Opponent
3-24	H	W ⁽⁷⁾	4-3	*The Citadel ⁽¹⁾
3-24	H	W ⁽⁸⁾	11-7	*The Citadel ⁽²⁾
3-26	H	L	4-5	*Duke
4-3	A	L	4-5	*North Carolina
4-4	A	W	8-4	*N.C. State
4-8	A	W	15-1	*Furman
4-10	H	W ⁽⁷⁾	7-0	*Davidson ⁽¹⁾
4-10	H	W	6-4	*Davidson ⁽²⁾
4-13	H	W	13-4	*South Carolina
4-14	H	L	7-9	*South Carolina
4-22	H	W ⁽¹⁴⁾	13-12	*Furman
4-25	A	L ⁽⁷⁾	4-6	*Furman
5-1	N1	W	5-0	*The Citadel
5-2	A	L	1-5	*The Citadel
5-8	A	W	2-0	#*South Carolina
5-9	A	L	4-13	*South Carolina
5-11	N2	W	3-1	*Furman

* - SoCon game; # - no-hit game; N1 - Orangeburg, SC; N2 - Anderson, SC

1954 (14-10 Overall; 8-4 ACC, 1st) ACC Champion

Head Coach: Bob Smith (3rd)

Date	St	W-L	Score	Opponent
3-22	A	W	3-2	Florida
3-23	A	L	9-10	Florida
3-26	N1	W ⁽⁸⁾	7-4	Ohio State
3-26	A	L	0-3	Rollins
3-27	N1	L	5-11	Ohio State
3-29	H	W	19-4	Washington & Lee
3-30	H	W	22-2	Washington & Lee
4-2	H	W	5-1	*N.C. State
4-3	H	W	8-4	*N.C. State
4-8	A	W	5-2	Furman
4-13	A	W	10-1	*South Carolina
4-15	A	W	5-3	*Wake Forest
4-20	A	W	5-0	*Wake Forest
4-23	A	W	5-4	*Duke
4-24	A	L	0-11	*Duke
4-30	H	W ⁽¹⁰⁾	4-3	*North Carolina
5-1	H	L	8-10	*North Carolina
5-4	H	W	2-0	*South Carolina
5-8	A	L	2-3	*Maryland ⁽¹⁾
5-8	A	L	0-3	*Maryland ⁽²⁾
5-12	H	L	9-13	Furman
5-15	N2	W	11-0	Newberry
5-22	H	L	10-11	\$ Virginia Tech
5-24	A	L	1-7	\$ Virginia Tech

* - ACC game; \$ - NCAA District III play-in game; N1 - Winter Park, FL; N2 - Joanna, SC

1955 (7-11 Overall; 5-9 ACC, 7th)

Head Coach: Bob Smith (4th)

Date	St	W-L	Score	Opponent
3-29	N1	W	5-3	*Duke
4-2	H	L ⁽⁷⁾	2-3	*N.C. State
4-7	H	W	3-2	*Virginia

4-8 H W 11-8 *Virginia

4-12 H L 4-18 *Maryland⁽¹⁾

4-12 H L⁽⁷⁾ 2-11 *Maryland⁽²⁾

4-15	A	L	4-6	Georgia Tech
4-16	A	W	8-4	Georgia Tech
4-19	A	W	7-2	Furman
4-22	A	L	3-10	*Duke
4-23	A	W	4-3	*North Carolina
4-25	A	L	4-11	*Wake Forest
4-26	A	W	12-10	*N.C. State
4-30	H	L	3-4	*South Carolina
5-6	H	L	11-15	*Wake Forest
5-7	H	L	8-11	*North Carolina
5-11	A	L	2-9	*South Carolina
5-14	H	L	7-8	Furman

* - ACC game; N1 - Anderson, SC

1956 (4-14-2 Overall; 2-10-2 ACC, 7th)

Head Coach: Bob Smith (5th)

Date	St	W-L	Score	Opponent
3-23	H	L	11-13	The Citadel
3-24	H	W	15-14	The Citadel
3-26	H	T	11-11	*Duke
3-30	A	L	3-7	*Virginia
3-31	A	L	6-9	*Virginia
4-2	A	W ⁽¹⁰⁾	6-4	*Maryland
4-9	A	L	4-5	Furman
4-13	H	L	7-10	*N.C. State
4-14	H	T ^(4,1/2)	6-6	*Wake Forest
4-18	H	L	6-21	*Georgia Tech
4-20	A	L ⁽⁷⁾	0-6	*Duke ⁽¹⁾
4-20	A	L ⁽⁷⁾	3-8	*Duke ⁽²⁾
4-21	A	L	2-4	*North Carolina
4-25	A	L	1-2	Georgia Tech
4-27	A	W	5-1	*South Carolina
4-30	H	L	9-18	*North Carolina
5-3	H	W	4-2	Furman
5-7	A	L ⁽⁸⁾	0-14	*Wake Forest
5-8	A	L	1-5	*N.C. State
5-11	H	L	3-12	*South Carolina

* - ACC game

1957 (6-12 Overall; 3-11 ACC, 8th)

Head Coach: Bob Smith (6th)

Date	St	W-L	Score	Opponent
3-29	H	L	2-6	*Virginia
3-30	H	W	6-3	*Maryland
4-6	H	W	6-3	Furman
4-9	H	L	2-6	*Duke
4-12	H	L	5-6	*N.C. State
4-13	H	L	6-9	*Wake Forest
4-17	A	L	1-2	*North Carolina
4-19	A	L	2-6	*Duke
4-22	A	L	2-8	*N.C. State
4-23	A	L	1-6	*Wake Forest
4-27	A	L	3-4	*South Carolina
4-29	H	W	4-3	*North Carolina
5-1	A	L	3-5	Furman
5-6	A	W	5-0	Georgia Tech
5-7	H	W ⁽¹⁰⁾	7-6	Georgia Tech

5-10 A L 2-4 *Maryland

5-11 A L 3-8 *Virginia

5-14 H W 10-6 *South Carolina

* - ACC game

1958 (22-8 Overall; 12-3 ACC, 1st)

ACC Champion

College World Series Participant

Head Coach: Bill Wilhelm (1st)

Date	St	W-L	Score	Opponent
3-24	H	W ⁽⁷⁾	7-5	Michigan State
3-27	A	W	9-1	Furman
3-31	A	W ⁽¹¹⁾	5-4	The Citadel
4-2	H	W	23-9	The Citadel
4-3	H	L	2-3	Michigan State
4-4	H	W	10-1	*Virginia
4-5	H	W	6-2	*Maryland
4-8	A	L	1-8	Georgia Tech
4-9	H	W	2-1	*North Carolina
4-14	A	W	10-4	*Virginia
4-15	A	W	13-4	*Maryland
4-16	A	W	6-5	*N.C. State
4-17	H	W	12-8	*Wake Forest
4-21	H	W	5-3	*South Carolina
4-25	A	L	1-2	*North Carolina
4-26	A	L	4-5	*Wake Forest
5-1	A	W	8-1	*Duke
5-3	A	W	15-11	*N.C. State
5-8	H	W	11-6	Furman
5-9	A	W	9-2	*South Carolina
5-12	A	L	1-7	*Duke
5-19	N1	W	4-1	^North Carolina
6-5	N1	L	6-8	\$ Florida
6-7	N1	W	4-2	\$ George Washington
6-7	N1	W ⁽¹⁰⁾	8-5	\$ Florida State
6-9	N1	W	15-14	\$ Florida ⁽¹⁾
6-9	N1	W	3-1	\$ Florida ⁽²⁾
6-14	N2	W	4-1	!Arizona
6-15	N2	L	4-17	!Holy Cross
6-16	N2	L	3-5	!Western Michigan

* - ACC game; ^ - ACC Playoffs; \$ - NCAA District III Playoffs; ! - College World Series; N1 - Gastonia, NC; N2 - Omaha, NE

1959 (24-8 Overall; 11-5 ACC, 1st)

ACC Champion

College World Series Participant

Ranked #7 by Collegiate Baseball

Head Coach: Bill Wilhelm (2nd)

Date	St	W-L	Score	Opponent
3-23	H	W	8-6	The Citadel
3-26	H	W	6-1	Massachusetts
3-27	H	W	13-1	*Virginia
3-28	N1	W	9-2	*Maryland
3-30	A	W	8-2	Georgia
3-31	H	W	16-8	Adelphi
4-1	H	W	4-3	*Wake Forest
4-3	A	W	11-0	*South Carolina
4-4	A	W	6-4	Furman
4-6	H	L	3-6	*North Carolina

4-7 H L 7-8 *N.C. State

4-14 A L 3-7 *Maryland

4-15 A L 3-4 *Virginia

4-24 A W 2-1 *North Carolina

4-25 A W 6-5 *Wake Forest

4-28 H W 2-1 Georgia

4-30 A W 12-7 *Duke

5-1 A W 10-0 *Duke

5-2 A L 2-9 *N.C. State

5-4 H W 5-2 Georgia Southern

5-5 H L 1-2 Georgia Southern

5-8 H W 10-1 *Furman

5-9 A W 6-2 Oglethorpe

5-12 H W 10-1 *South Carolina

5-16 N2 W 4-2 ^Wake Forest

5-18 N3 W 9-7 ^North Carolina

6-4 N3 W 9-6 \$Georgia Tech

6-5 N3 W 24-2 \$Florida State

6-6 N3 W 5-0 \$Florida State

6-13 N4 L⁽¹²⁾ 2-3 !Arizona

6-14 N4 W 7-1 !Colorado State

6-15 N4 L 0-7 !Penn State

* - ACC game; ^ - ACC Playoffs; \$ - NCAA District III Playoffs; ! - College World Series; N1 - Orangeburg, SC; N2 - Thomasville, NC; N3 - Gastonia, NC; N4 - Omaha, NE

1960 (11-10-1 Overall; 7-6 ACC, 4th)

Head Coach: Bill Wilhelm (3rd)

Date	St	W-L	Score	Opponent
3-21	A	T	7-7	Georgia Southern
3-22	A	W ⁽⁸⁾	15-4	Georgia Southern
3-25	H	L	5-8	The Citadel
3-26	H	W	16-6	The Citadel
3-31	H	W	10-0	Georgia Tech
4-2	H	W	11-10	Georgia
4-8	H	W	15-5	*Virginia
4-9	H	L	5-20	*Maryland
4-15	A	W	4-0	*North Carolina
4-16	A	L	0-5	*N.C. State
4-19	A	W	6-2	*Virginia
4-23	H	W	12-10	*South Carolina
4-25	A	L	1-4	Georgia
5-2	H	W	15-5	*Wake Forest ⁽¹⁾
5-2	H	L ⁽⁷⁾	2-3	*Wake Forest ⁽²⁾
5-3	H	W	6-1	*Duke
5-4	H	W	4-2	*Duke
5-5	A	L	1-2	*South Carolina
5-9	H	L	3-6	*North Carolina
5-10	H	L ⁽¹⁰⁾	7-8	*N.C. State
5-13	H	L	4-6	Furman
5-14	A	L ⁽¹¹⁾	3-4	Furman

* - ACC game

1961 (12-11 Overall; 6-8 ACC, 5th)

Head Coach: Bill Wilhelm (4th)

Date	St	W-L	Score	Opponent
3-24	A	L	4-6	The Citadel
3-25	A	W	6-4	The Citadel
4-1	H	W	9-8	*Maryland
4-1	H	W	23-9	*Virginia
4-4	A	W	5-3	Georgia
4-7	H	L	5-8	*Duke
4-8	H	L	0-5	*Wake Forest
4-11	H	W	14-9	Furman
4-14	H	L	9-17	*North Carolina
4-18	H	W	21-5	*South Carolina
4-21	A	L	7-9	*Maryland
4-22	A	W	10-6	*Virginia
4-25	A	W	3-1	*South Carolina
4-28	A	L	2-9	*North Carolina
4-29	A	L ⁽⁷⁾	1-2	*N.C. State ⁽¹⁾
4-29	A	W	11-6	*N.C. State ⁽²⁾
5-2	A	W	15-5	Georgia Tech
5-5	A	L	3-4	*Wake Forest
5-6	A	L	1-3	*Duke
5-11	H	W	20-2	Rollins
5-12	H	L ⁽⁶⁾	2-4	Rollins
5-13	N1	W	7-4	% North Carolina
5-15	A	L ⁽⁶⁾	4-5	Furman

* - ACC game; % - not counted in ACC standings; N1 - Belmont, NC

1962 (17-8 Overall; 8-6 ACC, T-3rd)

Head Coach: Bill Wilhelm (5th)

Date	St	W-L	Score	Opponent
3-20	A	L	2-10	Georgia
3-23	H	W	17-1	The Citadel
3-24	H	W	22-3	The Citadel
3-30	A	L	8-14	Florida State
4-3	H	W	6-3	Georgia
4-7	H	W	3-2	* Maryland
4-10	H	L	3-4	* Duke
4-14	A	W	3-2	* Maryland
4-16	A	W ⁽⁷⁾	11-2	* Virginia ⁽¹⁾
4-16	A	L	5-7	* Virginia ⁽²⁾
4-19	H	W	14-11	Florida State
4-20	H	W	6-4	* Wake Forest
4-21	A	W	9-6	Georgia Tech ⁽¹⁾
4-21	A	W ⁽⁷⁾	18-4	Georgia Tech ⁽²⁾
4-24	A	W	5-4	* South Carolina
4-27	A	L	5-11	* North Carolina
4-28	A	W	9-2	* N.C. State
5-2	H	W	7-3	Furman
5-4	A	L	4-20	* Wake Forest
5-5	A	L	3-7	* Duke
5-8	H	W	27-17	* South Carolina
5-11	H	W	11-4	* North Carolina
5-12	H	L	0-1	* N.C. State
5-14	N1	W	6-0	% Wake Forest
5-15	A	W	11-1	Furman

* - ACC game; % - not counted in ACC standings;
N1 - Belmont, NC

1963 (15-11 Overall; 9-5 ACC, T-2nd)

Head Coach: Bill Wilhelm (6th)

Date	St	W-L	Score	Opponent
3-21	A	L	7-10	Florida State
3-22	A	W	12-7	Florida State
3-23	A	L	3-12	Florida State
3-23	N1	W	17-4	Navy
3-27	A	W	6-4	Georgia Tech
3-29	A	W	7-4	The Citadel
3-30	A	L	3-7	# The Citadel
4-3	H	L	8-10	Georgia Tech
4-8	H	L	6-11	Georgia
4-10	A	L	2-5	Georgia
4-12	A	L	4-5	* Virginia
4-13	A	W	10-4	* Virginia
4-15	A	L	1-2	* Maryland
4-16	A	W ⁽¹³⁾	7-3	* Maryland
4-19	H	W	14-7	* N.C. State
4-20	H	W	8-2	* North Carolina
4-23	H	W	9-2	* South Carolina
4-26	A	L	5-14	* Wake Forest
4-27	A	W	5-1	* Duke
5-3	H	W	5-4	* Duke
5-4	H	L	8-14	* Wake Forest
5-7	A	W	6-5	Furman
5-10	A	W	12-11	* N.C. State
5-11	A	L	4-6	* North Carolina
5-14	A	W	5-1	† * South Carolina
5-15	H	W	11-6	Furman

* - ACC game; # - no-hit game; † - Wilhelm's
100th victory; N1 - Tallahassee, FL

1964 (13-13 Overall; 6-7 ACC, T-4th)

Head Coach: Bill Wilhelm (7th)

Date	St	W-L	Score	Opponent
3-19	A	L	5-8	Florida State
3-20	A	W	8-5	Florida State
3-20	N1	L	3-6	Tennessee
3-21	A	L	6-12	Florida State
3-23	H	W	9-3	Yale
3-24	H	W	10-5	Yale
3-27	H	W	9-1	* Virginia
3-28	H	L	9-11	* Virginia
3-30	H	L	3-6	* Maryland
3-31	H	W	11-8	* Maryland
4-1	H	W	11-4	Cornell
4-9	A	W	11-9	Georgia
4-11	H	L	8-10	Georgia
4-14	H	W	22-4	Georgia Tech
4-17	A	L	2-3	* N.C. State
4-18	A	L	3-4	* North Carolina

4-24	A	W	5-3	* Duke
4-25	A	L ⁽¹¹⁾	3-4	* Wake Forest
4-28	A	W	4-2	* South Carolina
5-1	H	L	0-3	* Wake Forest
5-6	A	W	1-0	Furman
5-8	H	W	9-4	* N.C. State
5-9	H	L	5-12	* North Carolina
5-12	H	W	5-3	* South Carolina
5-13	H	L	9-10	Furman
5-14	A	L	3-4	Georgia Tech

* - ACC game; N1 - Tallahassee, FL

1965 (18-10-2 Overall; 9-5 ACC, 2nd)

Head Coach: Bill Wilhelm (8th)

Date	St	W-L	Score	Opponent
3-20	A	L	0-2	Georgia
3-22	A	W	4-2	The Citadel
3-23	A	W	6-2	The Citadel
3-30	H	L	3-6	Ohio
3-31	H	W ⁽⁷⁾	15-1	Miami (OH)
4-1	H	W	14-0	Miami (OH) ⁽¹⁾
4-1	H	W ⁽⁷⁾	9-0	Miami (OH) ⁽²⁾
4-3	H	W ⁽⁷⁾	4-2	Georgia Tech ⁽¹⁾
4-3	H	T ⁽⁷⁾	6-6	Georgia Tech ⁽²⁾
4-6	H	W	11-9	Furman
4-9	H	W	6-5	* North Carolina
4-10	H	L	5-8	* N.C. State
4-12	H	L	4-8	Georgia
4-16	A	L	1-6	* Maryland
4-17	A	L	1-2	* Maryland
4-20	A	W	5-2	* Virginia ⁽¹⁾
4-20	A	L	0-1	* Virginia ⁽²⁾
4-23	H	W	10-2	* Duke
4-24	H	W	9-5	* Wake Forest
4-26	H	W	9-8	Florida State
4-27	H	L	11-13	Florida State ⁽¹⁾
4-27	H	L ⁽⁵⁾	3-16	Florida State ⁽²⁾
4-30	A	L ⁽¹³⁾	3-4	* North Carolina
5-1	A	W	6-4	* N.C. State
5-4	H	W	18-1	* South Carolina
5-7	A	W	8-0	* Duke
5-8	A	W	2-0	* Wake Forest
5-11	A	T	4-4	Georgia Tech
5-13	A	W	9-3	* South Carolina
5-15	A	W	4-3	Furman

* - ACC game

1966 (20-7-2 Overall; 9-4 ACC, 2nd)

Head Coach: Bill Wilhelm (9th)

Date	St	W-L	Score	Opponent
3-21	H	W	11-0	Virginia Tech
3-22	H	W	9-6	Virginia Tech

3-25	H	W	11-5	The Citadel
3-26	H	W	27-2	The Citadel
3-28	H	T ⁽¹⁰⁾	12-12	Ohio
3-29	H	W	6-4	Ohio
3-30	H	W	8-3	Ohio
4-2	H	W	11-0	* Duke
4-5	H	W	7-3	* Wake Forest
4-8	H	W	11-2	* Maryland
4-9	H	W	12-7	* Maryland
4-11	H	W	8-4	* Virginia
4-12	H	W	18-3	* Virginia
4-15	A	L	1-6	* North Carolina
4-16	A	L	6-7	* N.C. State
4-18	H	W	14-9	Georgia Tech
4-19	A	W	17-9	Georgia
4-23	A	L	5-6	* Wake Forest
4-25	H	W	18-6	Furman
4-26	H	W	11-6	* South Carolina
4-30	H	L ⁽⁸⁾	3-5	* North Carolina
5-12	H	T ⁽⁸⁾	3-3	Georgia
5-16	H	W	8-7	* N.C. State
5-17	A	W	6-3	Furman
5-19	A	W	8-2	* South Carolina
5-20	A	L	1-4	Georgia Tech
5-23	A	L	5-11	Florida State
5-24	A	L	3-4	Florida State
5-25	A	W	4-3	Florida State

* - ACC game

1967 (29-9 Overall; 11-2 ACC, 1st)

ACC Champion

Ranked #7 by Collegiate Baseball

Head Coach: Bill Wilhelm (10th)

Date	St	W-L	Score	Opponent
3-17	H	W	4-1	Kentucky
3-18	H	W	9-0	Kentucky
3-20	H	L	5-6	Tennessee
3-21	H	W	6-2	Tennessee
3-23	H	W	8-1	Rhode Island ⁽¹⁾
3-23	H	L ⁽⁷⁾	4-6	Rhode Island ⁽²⁾
3-24	H	W	8-4	Springfield
3-25	H	W	6-1	Springfield
3-27	H	L	1-4	Massachusetts
3-29	H	W	4-0	Massachusetts ⁽¹⁾
3-29	H	W ⁽⁷⁾	9-4	Massachusetts ⁽²⁾
3-31	H	W	15-2	Davidson
4-4	H	W	10-1	Georgia Tech
4-5	A	W	7-3	Furman
4-7	H	W	6-1	* North Carolina
4-8	H	W	9-6	* N.C. State
4-10	H	L	1-4	Georgia
4-11	A	L	1-4	* South Carolina


4-14	A	W	8-2	* Wake Forest
4-15	A	L	3-10	* Duke
4-17	H	W	6-5	Furman
4-18	H	W	8-1	* South Carolina
5-3	A	W	2-1	Georgia
5-5	H	W	4-0	* Duke
5-6	A	W	3-0	# Georgia Tech
5-8	A	W	2-0	* North Carolina
5-9	A	W	8-5	* N.C. State
5-10	A	W	7-2	* Virginia
5-11	A	W	2-0	* Virginia
5-12	A	W	2-1	* Maryland
5-13	A	W	8-4	* Maryland
5-16	A	W ⁽⁷⁾	6-1	Virginia Tech ⁽¹⁾
5-16	A	L ⁽⁷⁾	2-4	Virginia Tech ⁽²⁾
6-2	N1	L	3-5	\$ Florida State
6-3	N1	W	5-0	\$ West Virginia
6-3	N1	W	6-4	\$ Florida State
6-5	N1	W	3-2	\$ Auburn ⁽¹⁾
6-5	N1	L ⁽¹³⁾	5-6	\$ Auburn ⁽²⁾

* - ACC game; # - no-hit game; \$ - NCAA District
III Playoffs; N1 - Gastonia, NC

1968 (27-14 Overall; 11-7 ACC, 4th)

Head Coach: Bill Wilhelm (11th)

Date	St	W-L	Score	Opponent
3-13	A	W ⁽⁷⁾	6-3	Mississippi State ⁽¹⁾
3-13	A	W ⁽⁷⁾	2-1	Mississippi State ⁽²⁾
3-14	A	L	0-11	Mississippi
3-15	A	L ⁽⁷⁾	0-6	Mississippi ⁽¹⁾
3-15	A	W ⁽⁷⁾	5-3	Mississippi ⁽²⁾
3-19	H	L ⁽⁷⁾	5-9	Ohio ⁽¹⁾
3-19	H	W ⁽⁷⁾	7-5	Ohio ⁽²⁾
3-20	H	W	5-4	Ohio
3-22	H	L ⁽⁶⁾	2-6	Virginia Tech
3-23	H	W	2-1	Virginia Tech
3-26	H	W	20-4	Furman
3-29	H	W	6-4	* Virginia
3-30	H	W	8-1	Springfield
4-2	H	W ⁽¹¹⁾	3-2	Georgia
4-6	H	W ⁽⁷⁾	11-0	* Wake Forest ⁽¹⁾
4-6	H	W ⁽⁷⁾	9-0	* Wake Forest ⁽²⁾
4-8	H	W ⁽⁷⁾	8-4	Rhode Island ⁽¹⁾
4-8	H	L ⁽⁷⁾	3-6	Rhode Island ⁽²⁾
4-9	H	W	3-2	Rhode Island
4-11	A	W	12-4	Furman
4-12	H	W	14-7	* N.C. State
4-13	H	L ⁽⁷⁾	1-2	* North Carolina ⁽¹⁾
4-13	H	W ⁽⁷⁾	4-0	* North Carolina ⁽²⁾
4-15	H	W	6-3	Georgia Tech
4-16	H	W	6-5	† * South Carolina
4-20	H	W ⁽⁷⁾	3-1	* Maryland ⁽¹⁾



The 1967 team won 11 of its 13 ACC games and finished the season ranked #7 in the Collegiate Baseball poll.

4-20	H	L ⁽⁷⁾	2-7	* Maryland ⁽²⁾
5-2	A	W ⁽¹⁰⁾	2-1	* North Carolina
5-3	A	L ⁽⁷⁾	2-4	* N.C. State ⁽¹⁾
5-3	A	L ⁽⁷⁾	1-6	* N.C. State ⁽²⁾
5-4	A	L	0-7	Georgia Tech
5-6	A	W ⁽¹⁰⁾	3-2	Georgia
5-7	A	W ⁽⁷⁾	1-0	* South Carolina ⁽¹⁾
5-7	A	L ⁽⁷⁾	3-4	* South Carolina ⁽²⁾
5-8	A	W	7-0	East Carolina
5-9	A	W	8-1	East Carolina
5-10	A	W ⁽¹⁰⁾	2-0	* Wake Forest
5-11	A	W ⁽⁷⁾	5-3	* Duke ⁽¹⁾
5-11	A	L ⁽⁷⁾	0-7	* Duke ⁽²⁾
5-13	A	L ⁽¹¹⁾	2-3	George Washington
5-14	A	L	0-1	* Maryland

* - ACC game; † - Wilhelm's 200th victory

1969 (27-17-2 Overall; 12-8-1 ACC, 3rd)

Head Coach: Bill Wilhelm (12th)

Date	St	W-L	Score	Opponent
3-15	H	W	5-4	East Tennessee State ⁽¹⁾
3-15	H	W ⁽⁷⁾	7-2	East Tennessee State ⁽²⁾
3-19	H	L	3-17	Ohio
3-20	H	L ⁽¹¹⁾	5-7	Ohio
3-21	H	W	5-4	Virginia Tech
3-22	H	W ⁽⁷⁾	5-4	Virginia Tech
3-22	H	W	18-1	Kent State
3-24	H	L ⁽⁷⁾	5-9	Kent State ⁽¹⁾
3-24	H	T ⁽⁶⁾	6-6	Kent State ⁽²⁾
3-25	H	W	16-10	Massachusetts
3-26	H	W	13-9	Massachusetts
3-28	H	W ⁽⁷⁾	28-1	Buffalo
3-29	H	W ⁽⁷⁾	15-4	Buffalo ⁽¹⁾
3-29	H	W ⁽⁷⁾	18-4	Buffalo ⁽²⁾
3-30	H	W	10-1	Georgia
4-1	H	W	12-5	Furman
4-4	H	W ⁽⁷⁾	5-3	* N.C. State ⁽¹⁾
4-4	H	W ⁽⁷⁾	3-0	* N.C. State ⁽²⁾
4-5	H	L	5-10	* North Carolina
4-7	A	L	6-13	* Duke
4-8	A	W ⁽⁷⁾	4-3	* Wake Forest ⁽¹⁾
4-8	A	L ⁽⁷⁾	0-11	* Wake Forest ⁽²⁾
4-9	A	W	16-11	Georgia
4-11	H	W ⁽⁷⁾	12-5	* Virginia ⁽¹⁾
4-11	H	W ⁽⁷⁾	9-3	* Virginia ⁽²⁾
4-12	H	W	7-0	* Maryland
4-16	A	T ⁽¹³⁾	4-4	* South Carolina
4-19	H	L	2-6	Florida State ⁽¹⁾
4-19	H	L	1-3	Florida State ⁽²⁾
4-21	H	L	3-4	Georgia Tech
4-23	H	W	14-1	Jacksonville
4-26	A	W	10-3	Furman
5-6	H	L ⁽⁷⁾	1-2	* South Carolina ⁽¹⁾
5-6	H	W ⁽⁷⁾	7-3	* South Carolina ⁽²⁾
5-7	A	L	8-9	Davidson
5-9	H	W	7-6	* Wake Forest
5-10	H	W ⁽⁷⁾	8-5	* Duke ⁽¹⁾
5-10	H	W ⁽⁷⁾	7-2	* Duke ⁽²⁾
5-12	A	L	1-7	* N.C. State
5-13	A	L ⁽⁷⁾	2-5	* North Carolina ⁽¹⁾
5-13	A	W ⁽⁷⁾	7-4	* North Carolina ⁽²⁾
5-14	A	L	2-3	Virginia Tech
5-15	A	L	1-8	Virginia Tech
5-16	A	L	0-2	* Virginia
5-17	A	L ⁽⁷⁾	2-3	* Maryland ⁽¹⁾
5-17	A	W ⁽⁷⁾	7-5	* Maryland ⁽²⁾

* - ACC game

1970 (32-16 Overall; 14-8 ACC, 2nd)

Ranked #18 by Collegiate Baseball

Head Coach: Bill Wilhelm (13th)

Date	St	W-L	Score	Opponent
3-7	H	W ⁽⁷⁾	10-0	o Louisville ⁽¹⁾
3-7	H	W ⁽⁷⁾	8-1	Louisville ⁽²⁾
3-12	A	L	3-13	Florida
3-13	A	L	4-5	Florida
3-14	A	L	5-2	Florida ⁽¹⁾
3-14	A	W ⁽⁷⁾	6-3	Florida ⁽²⁾
3-16	A	W	5-3	Jacksonville
3-17	A	L	0-4	Jacksonville
3-18	N1	W ⁽⁸⁾	5-4	# Virginia Tech
3-18	A	W ⁽⁷⁾	5-1	# Georgia Southern

3-19	N1	W ⁽⁷⁾	6-3	# Virginia Tech
3-19	A	W	6-2	# Georgia Southern
3-23	H	W	6-5	George Washington
3-25	H	L	1-5	Ohio
3-26	H	W ⁽¹⁰⁾	7-6	Ohio
3-27	H	W	14-2	Vermont
3-28	H	W ⁽⁷⁾	8-2	Rider ⁽¹⁾
3-28	H	W ⁽⁸⁾	2-1	Rider ⁽²⁾
4-4	H	W ⁽⁷⁾	2-1	* Wake Forest ⁽¹⁾
4-4	H	W ⁽⁷⁾	5-0	* Wake Forest ⁽²⁾
4-5	H	W	3-1	* Duke
4-7	H	W	17-6	Georgia Tech
4-8	A	W	16-4	Belmont Abbey
4-10	H	W	2-0	* N.C. State
4-11	H	W ⁽⁷⁾	6-4	* North Carolina ⁽¹⁾
4-11	H	W ⁽⁸⁾	5-0	* North Carolina ⁽²⁾
4-14	A	L ⁽⁷⁾	1-2	* South Carolina ⁽¹⁾
4-14	A	W ⁽⁷⁾	2-1	* South Carolina ⁽²⁾
4-15	H	W	4-1	Georgia
4-16	H	W	8-6	Belmont Abbey
4-18	A	L	1-5	* Maryland
4-19	A	W ⁽⁷⁾	5-3	* Virginia ⁽¹⁾
4-19	A	L ⁽⁷⁾	1-5	* Virginia ⁽²⁾
5-5	H	W	4-0	* South Carolina
5-6	A	L ⁽¹²⁾	10-11	Georgia
5-7	A	L	1-7	Georgia Tech
5-9	H	W ⁽⁷⁾	3-1	* Maryland ⁽¹⁾
5-9	H	W ⁽⁷⁾	9-1	* Maryland ⁽²⁾
5-10	H	W	6-2	* Virginia
5-11	A	L	3-5	* North Carolina
5-12	A	W ⁽⁷⁾	7-2	* N.C. State ⁽¹⁾
5-12	A	L ⁽⁷⁾	2-3	* N.C. State ⁽²⁾
5-13	A	L	5-14	Virginia Tech
5-14	A	L	0-1	Virginia Tech
5-15	A	W	9-5	* Wake Forest
5-16	A	L ⁽⁷⁾	1-2	* Duke ⁽¹⁾
5-16	A	L ⁽⁷⁾	1-2	* Duke ⁽²⁾
5-22	N2	L	3-4	^ Maryland

* - ACC game; ° - first game played at Doug Kingsmore Stadium; # - Georgia Southern Tournament; ^ - ACC Playoff game; N1 - Statesboro, GA; N2 - Raleigh, NC

1971 (27-14 Overall; 10-5 ACC, 2nd)

Ranked #22 by Collegiate Baseball

Head Coach: Bill Wilhelm (14th)

Date	St	W-L	Score	Opponent
3-6	H	W ⁽⁷⁾	4-0	Louisville ⁽¹⁾
3-6	H	W ⁽⁷⁾	9-2	Louisville ⁽²⁾
3-11	H	L	1-2	East Tennessee State
3-12	H	W	4-3	East Tennessee State
3-15	A	W	10-5	Mississippi
3-16	A	L	4-12	Mississippi
3-17	A	L	1-8	Mississippi
3-18	A	W	6-4	Mississippi State
3-20	A	L ⁽⁷⁾	1-2	Mississippi State ⁽¹⁾
3-20	A	W	10-8	Mississippi State ⁽²⁾

3-22	H	L ⁽¹⁰⁾	2-6	Ohio
3-23	H	L	3-7	Ohio
3-24	H	W	4-3	Ohio
3-28	N1	L	0-3	* N.C. State
3-30	H	L	3-8	Georgia Southern
3-31	H	W	3-0	Georgia Southern
4-3	H	W	2-1	* Wake Forest
4-4	H	W	5-4	* Duke
4-5	A	W ⁽¹⁰⁾	4-1	Belmont Abbey
4-7	A	W	8-4	Georgia
4-10	N2	L	1-2	* North Carolina ⁽¹⁾
4-10	N2	L	1-3	* North Carolina ⁽²⁾
4-11	A	W	4-0	* N.C. State
4-13	A	L	4-8	Georgia Tech
4-14	H	W	10-3	Georgia
4-15	H	W	7-1	Belmont Abbey
4-16	H	W	8-3	Belmont Abbey
4-17	H	W ⁽⁷⁾	11-0	# Florida State ⁽¹⁾
4-17	H	W	12-7	Florida State ⁽²⁾
4-18	H	W	3-2	Florida State
4-21	H	L	1-4	Georgia Tech
4-25	H	W	8-2	* South Carolina
5-4	A	W	8-4	* South Carolina
5-6	H	L	5-16	* Virginia
5-7	H	W	5-2	* Virginia
5-8	H	W ⁽¹⁰⁾	3-2	* Maryland
5-9	H	W	4-1	* Maryland
5-12	A	W	5-2	* Duke
5-14	A	W	9-1	* Wake Forest
5-15	A	W ⁽⁷⁾	6-4	Virginia Tech
5-16	N3	L	0-4	^ Maryland

* - ACC game; # - no-hit game; ^ - ACC Playoff game; N1 - Columbia, SC; N2 - Durham, NC; N3 - Raleigh, NC

1972 (19-15 Overall; 6-7 ACC, 5th)

Head Coach: Bill Wilhelm (15th)

Date	St	W-L	Score	Opponent
3-4	H	W	10-0	Louisville
3-5	H	W	14-2	Louisville
3-6	H	W	1-0	West Virginia
3-7	H	W	9-1	West Virginia
3-10	A	L	7-11	Florida State
3-11	A	L	3-6	Florida State
3-12	A	L	3-20	Florida State
3-17	N1	W	6-4	% Virginia Tech
3-17	A	W	2-1	% Georgia Southern
3-18	A	L	4-10	% Georgia Southern
3-18	N1	L	3-4	% Virginia Tech
3-20	H	W	2-1	Ohio
3-21	H	L ⁽¹⁰⁾	1-2	Ohio
4-1	A	W ⁽⁷⁾	8-0	* North Carolina ⁽¹⁾
4-1	A	L ⁽⁷⁾	1-3	* North Carolina ⁽²⁾
4-2	A	W	7-2	* N.C. State
4-4	H	W	8-0	South Carolina
4-5	A	L	1-2	South Carolina
4-8	H	W ⁽⁷⁾	2-0	* Wake Forest ⁽¹⁾

4-8	H	W ⁽⁷⁾	4-3	* Wake Forest ⁽²⁾
4-9	H	W ⁽¹¹⁾	1-0	Georgia Tech
4-12	A	W	12-4	Georgia
4-15	H	W ⁽⁷⁾	7-0	* N.C. State ⁽¹⁾
4-15	H	L ⁽⁷⁾	2-3	* N.C. State ⁽²⁾
4-16	H	W ⁽¹²⁾	5-4	* North Carolina
4-18	A	W	12-3	Georgia
4-21	N2	W	5-2	South Carolina
5-2	H	W	4-0	Georgia
5-5	A	L	8-9	* Wake Forest
5-6	A	L ⁽⁷⁾	3-4	* Virginia ⁽¹⁾
5-6	A	L ⁽⁷⁾	2-5	* Virginia ⁽²⁾
5-7	A	L	2-5	* Virginia
5-10	A	L	2-3	* Maryland ⁽¹⁾
5-10	A	L ⁽⁷⁾	0-3	^ # Maryland ⁽²⁾

* - ACC game; # - no-hit game; † - Wilhelm's 300th victory; ^ - not counted in ACC standings; % - Georgia Southern Tournament; N1 - Statesboro, GA; N2 - Sumter, SC

1973 (24-16 Overall; 10-2 ACC, T-1st)

Head Coach: Bill Wilhelm (16th)

Date	St	W-L	Score	Opponent
3-9	H	W	7-3	West Virginia
3-13	H	W	5-0	Appalachian State
3-15	H	L ⁽¹⁰⁾	4-8	Central Michigan
3-16	H	W ⁽⁸⁾	3-0	# Maryland
3-18	N1	W	8-4	Austin Peay State
3-19	A	L ⁽⁷⁾	1-2	Mississippi State ⁽¹⁾
3-19	A	L ⁽⁷⁾	0-2	Mississippi State ⁽²⁾
3-20	A	L ⁽⁷⁾	3-6	Mississippi ⁽¹⁾
3-20	A	W ⁽⁵⁾	10-4	Mississippi ⁽²⁾
3-21	A	L	3-10	Mississippi
3-22	A	L	1-10	South Alabama
3-23	N2	W	2-0	Yale
3-23	A	L	1-11	South Alabama
3-25	A	W	15-8	Alabama
3-27	A	W	7-0	* Wake Forest
3-28	H	L ⁽⁷⁾	2-8	Western Michigan ⁽¹⁾
3-28	H	W ⁽⁷⁾	10-8	Western Michigan ⁽²⁾
4-3	H	W ⁽⁸⁾	3-0	* North Carolina
4-4	A	W	4-2	South Carolina
4-5	H	W	12-3	Georgia
4-6	H	L ⁽¹⁰⁾	4-6	* Virginia
4-9	H	W	5-3	* Wake Forest
4-10	H	L	1-3	South Carolina
4-11	A	W	6-5	Georgia
4-13	A	W ⁽⁷⁾	8-1	* N.C. State ⁽¹⁾
4-13	A	L ⁽⁷⁾	1-7	* N.C. State ⁽²⁾
4-14	A	W	3-1	* North Carolina
4-15	A	W	11-3	* Virginia
4-16	A	W	10-0	* Maryland
4-17	A	W ⁽⁷⁾	9-7	* Duke ⁽¹⁾
4-17	A	W ⁽⁷⁾	4-3	* Duke ⁽²⁾
4-20	N3	W	10-3	+ Wake Forest
4-21	N3	W	3-1	+ Virginia
4-22	N3	L ⁽¹⁰⁾	4-8	+ N.C. State ⁽¹⁾



The 1971 team won 14 of its last 17 games and was ranked #22 in the final Collegiate Baseball poll.



Bob Mahony, a color commentator on Clemson's radio network, helped the Tigers to the 1976 College World Series.

4-22 N3 L 2-3 + N.C. State⁽²⁾

4-23 H L 5-7 Georgia

4-26 H W⁽⁷⁾ 2-1 Florida State⁽¹⁾

4-26 H L⁽⁷⁾ 1-2 Florida State⁽²⁾

4-27 H L 1-9 Florida State

4-28 N4 W 9-5 South Carolina

* - ACC game; # - no-hit game; + - ACC Tournament; N1 - Livingston, AL; N2 - Mobile, AL; N3 - Chapel Hill, NC; N4 - Spartanburg, SC

1974 (23-15 Overall; 10-1 ACC, 1st)

Head Coach: Bill Wilhelm (17th)

Date	St	W-L	Score	Opponent
3-1	A	L	8-9	Georgia Southern
3-2	A	L	2-5	Georgia Southern
3-3	A	L	3-6	Georgia Southern
3-5 H W 8-1 Mercer				
3-6 H W 12-0 Mercer				
3-8	A	L	3-6	Florida State
3-9	A	W	7-5	Florida State
3-10	A	L	3-5	Florida State
3-13 H L⁽¹⁰⁾ 3-4 Western Carolina				
3-15 H W 3-2 *Maryland				
3-17	A	L	6-17	Florida
3-18	A	L	3-10	Florida
3-19	A	W	24-2	Florida
3-20	A	L	5-6	Florida Southern
3-21	A	W	5-2	Florida Southern
3-26 H W 5-0 East Tennessee State				
3-28 H L 0-3 South Carolina				
3-30 H W 18-1 *North Carolina				
3-31 H W 18-1 *Duke				
4-2 H W 3-0 Georgia				
4-3	A	L	7-11	Georgia Tech
4-6	A	W	7-0	*Wake Forest
4-7	A	W	2-1	*N.C. State
4-9 H W 12-3 Georgia Tech				
4-10	A	L	4-5	Georgia
4-12	A	W	3-2	*North Carolina
4-14	A	W	8-5	*Maryland
4-16 H W 6-3 Georgia				
4-17 H W 10-8 Georgia Tech				
4-19 H W⁽¹⁶⁾ 3-2 *Virginia⁽¹⁾				
4-19 H L⁽⁷⁾ 1-2 *Virginia⁽²⁾				

4-20 H W 12-3 *Wake Forest

4-21 H W 5-0 *N.C. State

4-26 N1 L 2-3 + Virginia

4-27 N1 W 6-4 + North Carolina

4-27 N1 W 9-6 + Virginia

4-28 A W 12-5 + N.C. State⁽¹⁾

4-28 A L 6-8 + N.C. State⁽²⁾

* - ACC game; + - ACC Tournament; N1 - Raleigh, NC

1975 (33-10 Overall; 10-2 ACC, T-1st)

Ranked #25 by Collegiate Baseball

Head Coach: Bill Wilhelm (18th)

Date	St	W-L	Score	Opponent
3-1 H W 9-6 Gardner-Webb				
3-3 H W 26-6 West Virginia				
3-4 H W 12-3 West Virginia				
3-7 H W⁽⁸⁾ 4-1 Georgia Southern				
3-8 H W 13-3 Georgia Southern				
3-9 H W 9-2 Georgia Southern				
3-14	A	W ⁽⁷⁾	9-4	Alabama
3-14	N1	W ⁽⁷⁾	4-1	Tennessee
3-15	N1	L ⁽⁷⁾	4-8	Tennessee
3-15	A	W ⁽⁷⁾	7-3	Alabama
3-17	A	L	1-2	Birmingham-Southern
3-19	A	W	5-4	Auburn ⁽¹⁾
3-19	A	W	6-4	Auburn ⁽²⁾
3-20	A	W	3-0	Mercer
3-21	A	W	3-2	Mercer
3-23	A	W	11-1	Georgia
3-25 H W 10-7 Marshall				
3-26 H L⁽⁷⁾ 1-4 Marshall⁽¹⁾				
3-26 H W⁽⁷⁾ 13-0 Marshall⁽²⁾				
3-28	A	L	3-6	*Maryland
3-31 H W 4-0 Saint John's				
4-1 H W 8-0 Western Carolina				
4-4 H W 4-2 *Virginia				
4-5 H W 6-5 *N.C. State				
4-6 H L 1-3 *N.C. State				
4-8	A	W	10-3	Georgia Tech
4-11 H W⁽⁷⁾ 6-2 *North Carolina⁽¹⁾				
4-11 H W⁽⁷⁾ 5-2 *North Carolina⁽²⁾				
4-12 H W 14-3 *Duke⁽¹⁾				
4-12 H W 8-1 *Duke⁽²⁾				
4-13 H W 5-2 *Maryland				
4-15 H W 10-1 Georgia				
4-16	A	L	2-6	South Carolina
4-18	A	W	6-3	*Virginia
4-19	A	W	7-2	*Wake Forest
4-20	A	W	6-1	*Wake Forest
4-22	A	W	18-3	Georgia Tech
4-25	A	L	2-7	+ North Carolina
4-26	N2	W	15-1	+ Wake Forest
4-26	A	W	7-6	+ North Carolina
4-27	N2	L	2-3	+ N.C. State
5-23	A	L	3-5	\$ Eastern Michigan
5-24	N3	L	4-5	\$ Penn State

* - ACC game; + - ACC Tournament; \$ - NCAA Mid-east Regional; N1 - Tuscaloosa, AL; N2 - Chapel Hill, NC; N3 - Ypsilanti, MI

1976 (36-15 Overall; 10-2 ACC, 1st)

ACC Champion

College World Series Participant

Ranked #5 by Collegiate Baseball

Head Coach: Bill Wilhelm (19th)

Date	St	W-L	Score	Opponent
3-1 H W 3-0 High Point				
3-2 H W⁽¹¹⁾ 4-3 High Point				
3-3 H W 9-0 Francis Marion				
3-5 H W 6-2 Charleston Southern				
3-7 H W 5-4 James Madison				
3-8	A	L	3-4	Georgia
3-10	A	W	9-5	Erskine
3-11 H W 6-0 † Maryland				
3-13	A	W	6-5	Florida
3-14	A	L	4-5	Florida
3-15	A	L	3-3	Rollins
3-15	A	L ⁽¹⁰⁾	1-7	Stetson
3-16	A	W	7-6	Rollins
3-17	A	W	11-3	Florida Southern
3-18	A	L	1-2	Florida Southern

3-19 A L 2-16 Jacksonville

3-20 A L 8-15 Georgia Southern⁽¹⁾

3-20 A W 16-12 Georgia Southern⁽²⁾

3-22 H L⁽¹⁴⁾ 1-3 Toledo

3-23 H L 1-4 Toledo

3-24 H L 4-6 Toledo

3-25 A W 4-1 Newberry

3-27 H W 10-6 North Carolina-Wilmington

3-28 H W 10-2 North Carolina-Wilmington

3-31 N1 W 7-5 *Wake Forest⁽¹⁾

3-31 N1 W 4-2 *Wake Forest⁽²⁾

4-2 A W 10-6 South Carolina

4-3 A W 7-4 *N.C. State

4-4 A W 8-0 *N.C. State

4-5 A W 12-3 Georgia Tech

4-6 H W 5-2 Georgia

4-8 A W 20-7 *Duke

4-9 A L 1-10 *Duke

4-10 A L⁽¹⁰⁾ 2-3 *North Carolina

4-11 A W⁽¹²⁾ 3-2 *North Carolina

4-12 A W⁽¹¹⁾ 12-10 Georgia Tech

4-13 H L 3-4 South Carolina

4-14 A W 10-3 Georgia

4-16 H W 9-0 *Virginia

4-17 H W 9-0 #* Virginia

4-18 H W 8-6 *Maryland

4-21 A W 10-4 Wofford

4-23 H W 2-0 + Wake Forest

4-24 H W 2-1 + Maryland

4-25 H W 3-2 + Maryland

5-21 N1 W 13-2 \$ Furman

5-22 A W 10-4 \$ South Carolina

5-24 N1 W 6-2 \$ Furman

6-11 N2 W 9-4 ! Auburn

6-13 N2 L⁽¹⁰⁾ 2-3 ! Eastern Michigan

6-14 N2 L 6-10 ! Arizona

* - ACC game; # - no-hit game; † - Wilhelm's 400th victory; + - ACC Tournament; \$ - NCAA Atlantic Regional; ! - College World Series; N1 - Columbia, SC; N2 - Omaha, NE

1977 (42-10 Overall; 9-1 ACC, 1st)

College World Series Participant

Ranked #5 by Collegiate Baseball

Head Coach: Bill Wilhelm (20th)

Date	St	W-L	Score	Opponent
2-26	A	W ⁽⁷⁾	12-2	Columbus ⁽¹⁾
2-26	A	W ⁽⁷⁾	13-5	Columbus ⁽²⁾
3-1 H W 10-1 High Point				
3-2 H W 10-0 High Point				
3-3	A	W	2-1	Georgia
3-5 H W 6-0 *Duke				
3-8 H W⁽⁷⁾ 6-2 James Madison⁽¹⁾				
3-8 H W 10-3 James Madison⁽²⁾				
3-9 H W 3-0 Mercer				
3-10 H W 8-6 Mercer				
3-11 H W 5-2 Marshall				
3-12	A	W	5-2	The Citadel
3-14	A	W	8-0	Charleston Southern
3-15	A	W	3-1	Charleston Southern
3-16	A	W	8-6	Francis Marion
3-17	A	W	8-0	# North Carolina-Wilmington
3-18	A	W	4-1	North Carolina-Wilmington
3-19	A	W	11-6	*Wake Forest
3-20	A	W	13-12	*Wake Forest
3-22 H W 8-1 Toledo				
3-23 H W⁽⁷⁾ 10-3 Toledo⁽¹⁾				
3-23 H W⁽⁷⁾ 6-5 Toledo⁽²⁾				
3-24 H W⁽¹¹⁾ 5-3 Toledo⁽¹⁾				
3-24 H W⁽⁵⁾ 13-0 Toledo⁽²⁾				
3-26	H	W	3-0	Lewis
3-27	H	W	9-8	Lewis
3-28 H L 1-2 South Carolina				
4-1 H L 3-6 Newberry				
4-2 H W 7-3 *N.C. State				
4-6 H W 2-0 Georgia				
4-7 H W 13-0 Erskine				
4-8 H W 8-7 Georgia Tech				
4-9 H W 14-0 *North Carolina				
4-10 H W 9-3 *North Carolina				
4-12	A	L ⁽⁷⁾	6-7	South Carolina ⁽¹⁾
4-12	A	L ⁽⁷⁾	2-7	South Carolina ⁽²⁾

4-14 A L⁽¹⁰⁾ 9-12 *Maryland

4-15 A W 9-6 *Maryland

4-16 A W 8-7 *Virginia

4-17 A W 26-4 *Virginia

4-19 A W⁽⁶⁾ 2-0 Wofford

4-22 H W 10-3 + N.C. State

4-23 H L 4-5 + Wake Forest

4-24 H W 14-6 + N.C. State

4-24 H L 9-22 + Wake Forest

5-20 N1 W 8-7 \$ Mississippi

5-21 A W 7-2 \$ Miami (FL)

5-22 A L 3-10 \$ Miami (FL)⁽¹⁾

5-22 A W 10-9 \$ Miami (FL)⁽²⁾

6-10 N2 L 7-10 ! Arizona State

6-11 N2 W 13-4 ! Temple

6-14 N2 L 0-1 ! California State-Los Angeles

* - ACC game; # - no-hit game; + - ACC Tournament; \$ - NCAA South Regional; ! - College World Series; N1 - Coral Gables, FL; N2 - Omaha, NE

1978 (39-14 Overall; 10-2 ACC, 1st)

ACC Champion

Ranked #25 by Collegiate Baseball

Head Coach: Bill Wilhelm (21st)

Date	St	W-L	Score	Opponent
2-25	A	W ⁽⁷⁾	10-4	Columbus ⁽¹⁾
2-25	A	W ⁽⁶⁾	9-4	Columbus ⁽²⁾
2-26	A	W	7-6	Valdosta State ⁽¹⁾
2-26	A	L ⁽⁵⁾	1-4	Valdosta State ⁽²⁾
3-4	A	L	2-4	Georgia Southern
3-5	A	L ⁽⁷⁾	1-3	Georgia Southern ⁽¹⁾
3-5	A	W ⁽⁷⁾	5-2	Georgia Southern ⁽²⁾
3-7 H W⁽⁷⁾ 7-6 James Madison⁽¹⁾				
3-7 H W⁽⁵⁾ 6-5 James Madison⁽²⁾				
3-12 H W 8-1 *Wake Forest				
3-13 H W 11-3 *Wake Forest				
3-16 H W 14-4 *Virginia				
3-17 H W 4-3 *Virginia				
3-18	A	W	6-1	High Point
3-19	A	W	4-0	*N.C. State
3-20	A	W	25-6	*Duke
3-21	A	W ⁽⁸⁾	15-10	*Duke
3-22	A	L	3-4	East Carolina
3-23	A	W	3-0	East Carolina
3-24	A	L	1-6	*North Carolina
3-28 H W⁽¹²⁾ 3-2 Lewis				
3-29 H W⁽⁷⁾ 5-0 Lewis⁽¹⁾				
3-29 H W⁽⁷⁾ 1-0 Lewis⁽²⁾				
3-30 H W 10-2 Lewis				
4-1	A	W	10-2	South Carolina
4-2	A	L	6-10	South Carolina
4-3 H W 12-3 Western Carolina				
4-4	A	L ⁽⁷⁾	2-4	Mercer ⁽¹⁾
4-4	A	L ⁽⁷⁾	4-7	Mercer ⁽²⁾
4-5	A	W ⁽⁷⁾	11-6	Georgia ⁽¹⁾
4-5	A	L ⁽⁷⁾	5-6	Georgia ⁽²⁾
4-6 H W⁽⁷⁾ 3-2 Charleston Southern⁽¹⁾				
4-6 H W⁽⁷⁾ 10-3 Charleston Southern⁽²⁾				

1979 (40-15 Overall; 10-1 ACC, 1st)

ACC Champion

Ranked #9 by Collegiate Baseball

Head Coach: Bill Wilhelm (22nd)

Date	St	W-L	Score	Opponent
2-23	A	L	5-17	Florida
2-26	A	W ⁽⁷⁾	5-0	Valdosta State ⁽¹⁾
2-26	A	W ⁽⁷⁾	6-2	Valdosta State ⁽²⁾
2-28	H	W	12-2	Georgia
3-3	H	W ⁽⁷⁾	2-1	High Point ⁽¹⁾
3-3	H	W ⁽⁷⁾	6-2	High Point ⁽²⁾
3-6	H	W	2-1	East Carolina
3-7	H	W	1-0	East Carolina
3-8	H	W	8-3	Western Carolina
3-10	A	L	2-4	Auburn
3-11	A	L	1-10	# Auburn
3-12	A	L ⁽⁷⁾	1-5	Columbus ⁽¹⁾
3-12	A	W ⁽⁷⁾	11-1	Columbus ⁽²⁾
3-14	H	W	13-1	* Duke
3-15	H	W	6-4	* Duke
3-17	A	W	8-2	Francis Marion
3-18	A	W	17-2	North Carolina-Wilmington
3-19	A	W	8-6	North Carolina-Wilmington
3-20	A	W	10-3	The Citadel
3-21	A	W	6-1	The Citadel
3-22	A	W	17-10	Charleston Southern
3-24	A	W	3-1	South Carolina
3-25	A	L	6-7	South Carolina
3-27	H	W	6-5	* North Carolina
3-28	H	W	7-4	* North Carolina
3-31	H	W	8-1	* N.C. State

4-1	A	W	13-3	Western Carolina
4-5	H	W	11-4	Howard
4-7	A	W	41-9	* N.C. State
4-8	A	W ⁽¹⁶⁾	8-6	* Wake Forest
4-9	A	W	13-7	* Wake Forest
4-10	H	W	12-3	Erskine
4-11	A	W	14-6	Georgia Tech
4-14	H	W	1-0	South Carolina
4-15	H	W	6-3	South Carolina
4-16	A	L	14-15	Georgia
4-18	H	W	20-2	Georgia Tech
4-21	H	L	8-10	Georgia Southern
4-22	H	W ⁽⁸⁾	1-0	Georgia Southern ⁽¹⁾
4-22	H	L ⁽⁸⁾	10-12	Georgia Southern ⁽²⁾
4-25	A	W	10-4	* Virginia
4-28	A	W ⁽⁷⁾	5-3	* Maryland ⁽¹⁾
4-28	A	L ⁽⁷⁾	2-6	* Maryland ⁽²⁾
5-5	A	W	11-5	Appalachian State
5-6	A	W	15-1	Appalachian State
5-7	A	L	8-12	Virginia Tech
5-8	A	W	15-2	James Madison
5-9	A	L	10-11	James Madison
5-10	A	L	4-7	James Madison
5-11	A	W	8-6	East Tennessee State
5-12	A	L	8-13	East Tennessee State
5-18	N1	W	8-4	\$ Georgia Southern
5-19	A	L	1-2	\$ Miami (FL)
5-20	N1	W	2-0	\$ Georgia Southern
5-20	A	L	1-4	\$ Miami (FL)

* - ACC game; # - no-hit game; \$ - NCAA Atlantic Regional; N1 - Coral Gables, FL

1980 (38-21 Overall; 6-5 ACC, 3rd)


ACC Champion

College World Series Participant

Ranked #4 by Collegiate Baseball

Head Coach: Bill Wilhelm (23rd)

Date	St	W-L	Score	Opponent
2-21	H	W	8-0	Erskine
2-22	A	L	2-6	Valdosta State
2-23	A	L	3-4	Florida
2-25	A	L	0-6	Florida
2-27	H	W	22-7	Georgia
2-28	H	W	10-2	Western Carolina
3-1	A	W	8-5	Georgia
3-7	H	L	2-3	East Tennessee State
3-9	H	L ⁽¹¹⁾	1-3	East Tennessee State ⁽¹⁾
3-9	H	W ⁽⁷⁾	8-0	East Tennessee State ⁽²⁾
3-10	H	W ⁽⁷⁾	2-0	* North Carolina-Wilmington ⁽¹⁾
3-10	H	L ⁽⁷⁾	1-3	North Carolina-Wilmington ⁽²⁾
3-11	H	W	8-2	North Carolina-Wilmington



Tony Masone had five hits in Clemson's 41-9 victory at N.C. State on April 7, 1979.

3-14 H W⁽¹⁰⁾ 5-4 * Wake Forest

3-15	A	W	10-7	% Stetson
3-17	N1	L	7-10	% Cincinnati
3-18	A	W	3-2	% Rollins
3-19	N1	W	5-0	% Cornell
3-20	N1	W	8-2	% Cincinnati
3-21	A	L	1-5	% Rollins
3-22	N1	L ⁽¹⁰⁾	6-7	% Cornell
3-25	H	W	4-1	Ohio State
3-26	H	W	2-0	Ohio State
3-27	H	W ⁽⁷⁾	6-0	Ohio State ⁽¹⁾
3-27	H	W ⁽⁷⁾	8-3	Ohio State ⁽²⁾
3-31	H	W	12-1	Howard
4-1	H	W	4-2	Howard
4-3	H	W	18-1	* Georgia Tech
4-5	H	L	3-14	* North Carolina
4-6	H	L	3-6	* N.C. State
4-7	H	W	3-2	Francis Marion
4-9	A	L	10-12	* Georgia Tech
4-10	A	W	14-8	Western Carolina
4-11	A	L	4-5	* Wake Forest
4-12	A	L	3-4	* North Carolina
4-15	H	W	9-3	South Carolina
4-16	H	W	4-3	South Carolina
4-17	H	W	3-1	* Virginia
4-18	H	W	6-5	* Virginia
4-19	H	W	1-0	* Maryland
4-20	H	W	5-2	* Maryland
4-22	N2	W	4-0	+ Wake Forest
4-24	N2	W	9-4	+ Maryland
4-25	A	W	5-4	+ N.C. State
4-26	N2	W	12-3	+ North Carolina
5-3	H	L	2-4	Virginia Tech
5-4	H	W	8-0	Virginia Tech
5-5	A	W	13-3	Georgia Southern
5-6	A	W ⁽¹⁰⁾	10-8	Georgia Southern
5-7	A	L	5-14	Georgia Southern
5-8	A	L	7-13	Tennessee
5-9	A	W	11-3	Tennessee
5-10	A	L	1-6	South Carolina
5-11	A	L	1-4	South Carolina
5-22	H	W	22-4	\$ East Tennessee State
5-24	H	W	6-2	\$ South Carolina
5-25	H	W	17-12	\$ South Carolina
5-31	N3	L	5-13	! Miami (FL)
6-1	N3	L	4-6	! California

* - ACC game; # - perfect, no-hit game; % - Rollins Invitational; + - ACC Tournament; \$ - NCAA Atlantic Regional; ! - College World Series; N1 - Winter Park, FL; N2 - Raleigh, NC; N3 - Omaha, NE

1981 (34-24 Overall; 10-4 ACC, T-1st)

ACC Champion

Head Coach: Bill Wilhelm (24th)

Date	St	W-L	Score	Opponent
2-20	A	W	6-0	The Citadel
2-21	A	W	6-3	The Citadel
2-26	A	L	1-8	Florida
2-27	A	L	4-5	Florida
2-28	A	L	8-9	Florida State
3-1	A	L	7-11	Florida State
3-2	A	L	4-7	Valdosta State
3-3	A	W	6-1	Valdosta State
3-5	A	W	19-16	Georgia
3-6	H	W ⁽¹⁰⁾	7-6	Western Carolina
3-7	H	W	16-1	Appalachian State
3-8	H	L	4-10	Appalachian State
3-9	H	W	18-3	Marshall
3-10	H	W	2-0	Howard
3-11	H	W	15-1	Howard
3-12	H	W	7-4	* Duke
3-13	H	W	8-7	* Duke
3-14	A	W	9-5	† Winthrop
3-15	A	W	10-2	Francis Marion
3-16	A	L	8-9	North Carolina-Wilmington
3-17	A	W ⁽¹⁰⁾	3-2	North Carolina-Wilmington
3-18	A	W	14-4	East Carolina
3-19	A	L	1-4	East Carolina
3-20	A	L	6-7	* Wake Forest
3-21	A	L	7-10	* North Carolina
3-23	H	W	4-2	Ohio State
3-24	H	L ⁽¹¹⁾	7-8	Ohio State
3-25	H	W	5-3	Tennessee
3-26	H	L	4-10	Tennessee
3-27	H	L ⁽¹¹⁾	5-6	Georgia Southern
3-28	H	W	6-0	Georgia Southern
3-29	H	L	7-8	Georgia Southern
3-31	H	L	2-3	Georgia
4-1	H	W	6-4	* Georgia Tech
4-2	H	W	6-4	Winthrop
4-3	A	L	2-6	South Carolina
4-4	A	L	7-12	South Carolina
4-5	H	W ⁽¹¹⁾	6-5	* Wake Forest
4-6	A	W	13-1	Erskine
4-7	A	W	10-5	* Georgia Tech
4-8	A	L	20-22	Georgia
4-11	H	W ⁽⁷⁾	6-1	* N.C. State ⁽¹⁾
4-11	H	W ⁽⁷⁾	2-0	* N.C. State ⁽²⁾
4-12	H	W	6-2	* North Carolina
4-13	H	W ⁽¹¹⁾	5-4	South Carolina
4-14	H	L	2-12	South Carolina
4-16	A	L	11-21	* Maryland

4-17	A	L	6-10	* Maryland
4-18	A	W	11-7	* Virginia
4-19	A	W	11-5	* Virginia
4-22	N1	W ⁽¹⁰⁾	7-6	+ Georgia Tech
4-23	N1	L	0-1	+ Duke
4-24	N1	W ⁽¹⁰⁾	6-5	+ Wake Forest
4-25	A	W	7-4	+ North Carolina
4-25	N1	W	9-2	+ Duke
4-26	A	W	7-5	+ North Carolina
5-22	H	L	2-7	* Wichita State
5-23	H	L	1-2	\$ East Tennessee State

* - ACC game; † - Wilhelm's 600th victory; + - ACC Tournament; \$ - NCAA Atlantic Regional; N1 - Chapel Hill, NC

1982 (37-22 Overall; 10-2 ACC, 1st)

Head Coach: Bill Wilhelm (25th)

Date	St	W-L	Score	Opponent
2-24	A	W	7-0	Florida
2-25	A	W	14-5	Florida
2-26	A	W	12-7	Florida
2-27	A	W ⁽⁷⁾	10-5	Valdosta State ⁽¹⁾
2-27	A	W ⁽⁷⁾	1-0	Valdosta State ⁽²⁾
2-28	A	W ⁽⁷⁾	8-3	Valdosta State ⁽¹⁾
2-28	A	W ⁽⁷⁾	3-0	Valdosta State ⁽²⁾
3-2	H	L	3-7	Georgia
3-3	H	W	6-2	Campbell
3-4	H	W	11-1	Campbell
3-5	H	W	5-0	# Western Carolina
3-6	H	W	20-7	The Citadel
3-8	H	W	2-1	East Carolina
3-9	H	W	6-3	East Carolina
3-10	H	W	6-3	North Carolina-Wilmington
3-11	H	W	7-1	Marshall
3-12	H	W	12-5	Marshall
3-14	H	W	13-1	* Wake Forest
3-17	A	W	9-6	* N.C. State
3-18	A	L ⁽¹⁰⁾	4-5	* North Carolina
3-19	A	W	5-3	* Duke
3-22	H	W	14-2	Howard
3-23	H	W	17-4	Howard
3-24	H	L	2-7	Ohio State
3-25	H	W	7-1	Ohio State
3-27	H	W	7-2	Francis Marion
3-28	A	L	6-7	Winthrop
3-29	A	L	3-10	Western Carolina
3-31	H	W	17-4	* Georgia Tech
4-1	H	L	1-8	Florida State
4-2	H	L ⁽⁷⁾	6-7	Florida State
4-3	H	W	10-7	* North Carolina
4-4	H	L	13-16	* N.C. State
4-6	A	L	10-11	Georgia
4-7	A	W	10-2	* Georgia Tech
4-11	H	W	4-1	South Carolina
4-12	H	L	4-5	South Carolina
4-13	H	L	5-8	Georgia
4-15	H	W	15-2	* Maryland
4-16	H	W ⁽¹³⁾	4-3	* Maryland
4-17	H	W	9-1	* Virginia
4-18	H	W	18-6	* Virginia
4-21	N1	W	10-9	+ Duke
4-22	N1	W	16-2	+ Georgia Tech
4-23	N1	L	4-6	+ Virginia
4-24	A	L	0-3	+ North Carolina
5-4	A	L	7-9	Alabama
5-5	A	L	1-7	Alabama
5-6	A	L	7-8	Alabama
5-8	A	L ⁽¹¹⁾	6-7	Auburn ⁽¹⁾
5-8	A	W	22-10	Auburn ⁽²⁾
5-9	A	L ⁽¹²⁾	0-9	^ Auburn
5-10	A	L	3-5	Troy
5-11	A	W	4-0	Troy
5-13	A	W	25-5	Georgia Southern
5-14	A	L	6-7	Georgia Southern
5-15	A	W	12-2	Georgia Southern
5-16	A	L	5-11	South Carolina
5-17	A	L	1-4	South Carolina

* - ACC game; # - no-hit game; + - ACC Tournament; ^ - forfeited game (score was 7-7 in the top of the 12th inning); N1 - Chapel Hill, NC

1983 (30-20-1 Overall; 6-5 ACC, 3rd)

Head Coach: Bill Wilhelm (26th)

Date	St	W-L	Score	Opponent
2-19	A	L	1-3	The Citadel
2-20	A	L	2-6	The Citadel
2-24	H	W	11-2	Winthrop
2-26	A	L	2-5	Florida
2-27	A	L	2-4	Florida
3-1	A	L ⁽¹⁴⁾	4-5	Florida State
3-2	A	T ⁽¹⁰⁾	3-3	Florida State
3-4	H	W	8-0	South Carolina
3-5	H	L	2-4	Old Dominion
3-6	H	W	9-2	* Duke
3-7	H	W	4-3	* Duke
3-8	H	L	5-6	Alabama
3-9	H	L	4-7	Alabama
3-10	H	W	8-2	Furman
3-12	A	W	20-8	Francis Marion
3-13	A	W	11-7	Wingate
3-14	A	W	3-0	North Carolina-Wilmington
3-15	A	W	12-5	North Carolina-Wilmington
3-16	A	L	4-9	North Carolina-Wilmington
3-20	A	L ⁽⁷⁾	2-5	* Maryland ⁽¹⁾
3-20	A	W ⁽⁷⁾	8-3	* Maryland ⁽²⁾
3-22	A	W	11-2	Furman
3-23	H	W	10-1	Ohio State
3-25	H	W ⁽⁷⁾	4-3	Georgia Southern ⁽¹⁾
3-25	H	W ⁽⁷⁾	1-0	Georgia Southern ⁽²⁾
3-26	H	W	8-4	* Wake Forest
3-26	H	W ⁽⁶⁾	5-4	Georgia Southern
3-29	H	W	4-2	East Tennessee State
3-30	H	W	2-0	East Tennessee State
3-31	H	W	4-2	East Tennessee State
4-3	A	L	4-6	* N.C. State
4-5	H	W ⁽⁸⁾	8-3	Western Carolina
4-6	A	W	13-7	Georgia
4-7	A	L ⁽¹⁰⁾	6-7	* Georgia Tech
4-10	H	L	4-8	* N.C. State
4-11	A	W	16-0	Erskine
4-12	A	L	5-11	Georgia
4-14	A	W	8-1	* Virginia
4-16	A	L	2-7	* Wake Forest
4-17	H	W	19-6	* Georgia Tech
4-20	N1	W	12-5	+ Virginia
4-21	N1	W	8-1	+ N.C. State
4-22	A	L	5-6	+ North Carolina
4-24	N1	W	14-7	+ Duke
4-24	A	W	5-2	+ North Carolina
4-25	A	L	1-10	+ North Carolina
4-26	H	L ⁽¹⁰⁾	3-8	South Carolina
4-27	H	W	6-3	Georgia
4-29	A	L	7-13	Western Carolina
4-30	A	W	8-1	South Carolina
5-1	A	L	3-4	South Carolina

* - ACC game; + - ACC Tournament; N1 - Chapel Hill, NC

1984 (38-17 Overall; 12-2 ACC, T-1st)

Head Coach: Bill Wilhelm (27th)

Date	St	W-L	Score	Opponent
2-24	A	L	11-17	Georgia Southern
2-25	A	W	10-3	Georgia Southern
2-26	A	W	10-5	Georgia Southern

2-28	H	L ⁽⁷⁾	2-5	Ball State ⁽¹⁾
2-28	H	L ⁽⁷⁾	4-5	Ball State ⁽²⁾
2-29	H	W	9-1	Ball State
3-1	H	L	3-6	Old Dominion
3-2	H	W	6-3	Old Dominion
3-3	A	W	11-4	* Duke
3-4	A	W	7-1	* Duke
3-6	H	L ⁽⁷⁾	4-7	The Citadel ⁽¹⁾
3-6	H	W ⁽⁷⁾	6-0	# The Citadel ⁽²⁾
3-7	H	W	2-1	North Carolina-Wilmington
3-8	H	L	5-8	North Carolina-Wilmington
3-9	H	W	5-4	* Maryland
3-10	H	W	5-2	* Maryland
3-11	H	L	6-9	Georgia
3-12	H	W	8-1	† Marshall
3-14	H	W ⁽⁷⁾	7-3	Marshall ⁽¹⁾
3-14	H	W ⁽⁷⁾	6-0	Marshall ⁽²⁾
3-15	H	W	6-2	* Virginia
3-16	H	W	7-2	* Virginia
3-17	H	L	3-7	Virginia Tech
3-18	H	W	6-2	Virginia Tech
3-19	H	W	8-0	Virginia Tech
3-21	A	L	4-8	Alabama
3-22	A	W ⁽⁷⁾	4-1	Alabama ⁽¹⁾
3-22	A	L ⁽⁷⁾	1-3	Alabama ⁽²⁾
3-23	A	W	11-4	Mississippi
3-24	A	W	4-2	Mississippi
3-25	A	W ⁽¹¹⁾	3-1	Mississippi
3-28	H	W	5-1	* Georgia Tech
3-29	H	W	13-0	Florida State
3-30	H	W	13-3	Florida State
3-31	H	L	2-5	* N.C. State
4-1	H	L	1-3	* North Carolina
4-5	H	W	5-3	Western Carolina
4-6	A	W	13-1	* Wake Forest
4-7	A	W	15-7	* N.C. State
4-8	A	W	5-1	* North Carolina
4-10	H	L	7-9	Furman
4-11	A	W	7-2	* Georgia Tech
4-12	A	L	2-9	Western Carolina
4-13	A	W	10-1	South Carolina-Aiken
4-14	H	W	9-3	* Wake Forest
4-15	A	W	6-0	Winthrop
4-16	H	W	19-0	Augusta
4-18	N1	L	5-8	+ Duke
4-19	N1	W	7-6	+ Virginia
4-20	N1	W	12-1	+ Maryland
4-21	N1	L	6-7	+ North Carolina
4-24	A	L	11-14	Georgia
4-25	H	W	5-2	Georgia
4-26	H	W	11-1	Erskine
4-28	A	W	11-5	Vanderbilt

* - ACC game; # - no-hit game; † - Wilhelm's 700th victory; + - ACC Tournament; N1 - Durham, NC

1985 (36-30-1 Overall; 9-4 ACC, T-1st)

Head Coach: Bill Wilhelm (28th)

Date	St	W-L	Score	Opponent
2-16	A	L ⁽¹⁰⁾	9-10	The Citadel
2-17	A	W	12-5	The Citadel
2-23	A	W ⁽⁸⁾	5-3	Valdosta State ⁽¹⁾
2-23	A	L ⁽⁷⁾	3-10	Valdosta State ⁽²⁾

2-25	A	W ⁽⁷⁾	9-0	Valdosta State ⁽¹⁾
2-25	A	W ⁽⁷⁾	6-5	Valdosta State ⁽²⁾
2-28	H	L	3-4	Charlotte
3-2	A	L ⁽⁷⁾	2-11	North Carolina-Wilmington ⁽¹⁾
3-2	A	W ⁽⁷⁾	9-4	North Carolina-Wilmington ⁽²⁾
3-3	A	L	5-8	North Carolina-Wilmington
3-5	H	W	5-0	* Duke
3-6	H	W	11-2	* Duke
3-7	H	L	4-6	Old Dominion
3-8	H	W	8-2	Old Dominion
3-9	A	W ⁽¹⁰⁾	4-3	Charlotte
3-10	A	W	11-4	Francis Marion
3-11	A	L	7-8	Campbell
3-12	A	L	6-10	East Tennessee State
3-13	A	W	15-4	East Tennessee State
3-15	A	T ⁽⁸⁾	4-4	Virginia Tech
3-16	A	L	7-14	Virginia Tech
3-17	A	L	6-20	Virginia Tech
3-18	H	W	3-1	Georgia Southern
3-19	H	W	11-4	Georgia Southern
3-20	H	W	4-3	Kentucky
3-22	H	L	3-7	Kentucky
3-23	A	W	10-9	* Wake Forest
3-24	A	W	7-4	* Wake Forest
3-25	A	W	19-10	Furman
3-26	A	L	11-14	Georgia
3-28	A	L	1-19	* Virginia
3-30	A	W ⁽⁷⁾	7-1	* Maryland ⁽¹⁾
3-30	A	W ⁽⁷⁾	6-0	* Maryland ⁽²⁾
4-1	H	W	16-8	Alabama
4-2	H	W ⁽⁸⁾	5-4	Alabama ⁽¹⁾
4-2	H	L ⁽⁷⁾	5-9	Alabama ⁽²⁾
4-3	H	W	4-2	* Georgia Tech
4-5	H	W	3-2	† North Carolina
4-6	H	W	7-1	* N.C. State
4-7	H	W	13-5	Winthrop
4-9	H	W	3-2	Appalachian State
4-10	A	L	8-9	* Georgia Tech
4-12	A	W	17-0	Davidson
4-13	A	L	3-10	* North Carolina
4-14	A	L	4-9	* N.C. State
4-17	N1	W	17-12	+ Maryland
4-18	N1	W	3-2	+ North Carolina
4-19	A	L	9-12	+ Georgia Tech
4-20	N1	W	10-8	+ Virginia
4-20	A	L	5-7	+ Georgia Tech
4-23	A	W	9-2	Western Carolina
4-24	A	L	4-11	Georgia
4-25	A	W	6-5	Erskine
4-26	A	L	2-14	South Carolina
4-27	A	L	6-11	South Carolina
4-28	A	L	5-6	South Carolina
4-29	H	W	16-5	South Carolina-Aiken
4-30	H	L	3-4	Georgia
5-10	H	L	2-5	Florida International
5-11	H	W	4-3	Florida International
5-13	H	W	13-1	^ Furman
5-14	H	L	6-12	South Carolina
5-15	H	L	6-8	South Carolina
5-16	H	L	3-8	South Carolina
5-17	N2	L	4-10	New Orleans
5-18	N2	W	12-3	New Orleans
5-19	N2	L ⁽⁸⁾	3-8	New Orleans

* - ACC game; † - Wilhelm's 750th victory; + - ACC Tournament; ^ - first-ever night game played at Clemson; N1 - Atlanta, GA; N2 - Greenville, SC

1986 (42-21 Overall; 9-4 ACC, 3rd)

Head Coach: Bill Wilhelm (29th)

Date	St	W-L	Score	Opponent
2-15	A	W	12-5	Coastal Carolina
2-16	A	L	3-9	Coastal Carolina
2-21	A	L	3-9	Georgia Southern
2-22	A	W	12-9	Georgia Southern
2-23	A	W ⁽¹⁰⁾	12-10	Georgia Southern
2-28	H	W	12-2	Vanderbilt
3-1	H	L	3-6	Vanderbilt
3-2	H	L	6-11	Appalachian State
3-3	H	W	13-5	The Citadel
3-4	H	W	16-5	The Citadel
3-5	H	W	5-4	Old Dominion

3-7	H	W	18-8	Francis Marion
3-8	H	L	5-7	Campbell
3-9	H	W	9-4	Winthrop
3-11	H	L	1-2	Old Dominion
3-12	H	W	15-4	* Virginia
3-15	A	W ⁽¹²⁾	8-7	New Orleans
3-16	A	L	8-11	New Orleans
3-17	A	L	7-8	New Orleans
3-18	A	W	11-7	South Alabama
3-19	A	W	10-7	South Alabama
3-21	A	L	1-5	Auburn
3-22	A	L ⁽⁷⁾	2-5	Auburn ⁽¹⁾
3-22	A	L ⁽⁷⁾	8-9	Auburn ⁽²⁾
3-23	A	W	14-11	Auburn
3-25	H	W	9-2	Illinois
3-26	H	W	6-5	Illinois
3-27	H	W	23-8	* Maryland
3-28	H	W	9-2	* Maryland
3-29	H	W	7-1	* Wake Forest
3-30	H	W	22-2	* Wake Forest
4-1	A	W	9-7	Furman
4-2	H	W	5-4	Georgia
4-4	A	W	8-0	Western Carolina
4-5	A	W	6-1	* Duke
4-6	A	W	15-1	* Duke
4-9	A	W	16-13	Georgia
4-10	H	W	18-2	Georgia
4-12	A	L	8-12	* N.C. State
4-13	A	L	8-9	* North Carolina
4-15	H	W	14-1	East Tennessee State
4-16	H	W	6-3	Furman
4-17	H	W	13-7	Western Carolina
4-18	H	W	14-7	Davidson
4-19	H	W	6-2	* North Carolina
4-20	H	L	2-6	* N.C. State
4-22	A	W	6-3	* Georgia Tech
4-24	H	W	9-7	Charlotte
4-25	H	W	16-5	South Carolina
4-26	H	W	9-5	South Carolina
4-27	H	L ⁽¹²⁾	4-9	South Carolina
5-3	A	W	14-11	South Carolina
5-4	A	L	0-5	South Carolina
5-5	A	W	7-6	† South Carolina
5-6	A	W	14-7	Augusta
5-7	H	L	0-7	* Georgia Tech
5-9	N1	L	5-6	Miami (FL)
5-10	N1	W	7-4	Miami (FL)
5-11	N1	W	9-5	Miami (FL)
5-14	N2	W ⁽¹⁴⁾	6-5	+ Wake Forest
5-15	N2	L	5-16	+ Georgia Tech
5-16	N2	W ⁽¹⁰⁾	7-2	+ Maryland
5-17	N2	L	4-6	+ N.C. State

* - ACC game; † - Wilhelm's 800th victory; + - ACC Tournament; N1 - Greenville, SC; N2 - Durham, NC

1987 (54-14-1 Overall; 16-5 ACC, 2nd)

Ranked #10 by Baseball America

Ranked #10 by Collegiate Baseball

Head Coach: Bill Wilhelm (30th)

Date	St	W-L	Score	Opponent
2-23	A	W ⁽⁷⁾	9-3	The Citadel ⁽¹⁾
2-23	A	W ⁽⁷⁾	12-0	The Citadel ⁽²⁾
2-25	H	W	8-1	Western Carolina
3-1	H	W ⁽⁸⁾	7-6	Appalachian State ⁽¹⁾
3-1	H	W ⁽⁷⁾	1-0	Appalachian State ⁽²⁾
3-2	H	W ⁽⁷⁾	8-7	North Carolina-Wilmington ⁽¹⁾
3-2	H	W ⁽⁷⁾	4-0	North Carolina-Wilmington ⁽²⁾
3-3	H	W	9-8	Old Dominion
3-4	H	W	4-1	Old Dominion
3-5	H	L	3-10	Georgia Southern
3-6	H	W	8-2	Georgia Southern
3-7	H	W	14-5	Georgia Southern
3-10	H	W ⁽⁷⁾	12-11	Marshall ⁽¹⁾
3-10	H	W ⁽⁷⁾	19-1	Marshall ⁽²⁾
3-11	H	W	20-1	Marshall
3-13	H	W	6-4	* Virginia
3-14	H	W	9-2	* Virginia
3-17	A	W	7-5	Florida International
3-18	A	L	1-6	Florida International
3-20	A	W	8-2	Miami (FL)
3-21	A	W	11-9	Miami (FL)



The 1986 team won 42 games and was 9-4 in the ACC.

3-22	A	T	10-10	Miami (FL)
3-23	H	W	14-5	*Maryland
3-25	H	W	18-5	Auburn⁽¹⁾
3-25	H	L⁽⁷⁾	4-5	Auburn⁽²⁾
3-26	H	W	3-2	Auburn
3-28	H	W	12-2	Valdosta State
3-29	H	W	12-6	Valdosta State
3-31	A	W ⁽⁷⁾	25-1	Charlotte
4-1	H	W	3-2	Georgia
4-2	A	L	7-11	Georgia
4-4	H	L⁽⁷⁾	6-7	*N.C. State⁽¹⁾
4-4	H	W⁽⁷⁾	15-5	*N.C. State⁽²⁾
4-5	H	W	11-5	*North Carolina
4-6	H	W	4-1	Furman
4-7	H	L	5-6	^Greenville Braves
4-8	A	L	2-4	*Georgia Tech
4-10	A	W	12-6	*Wake Forest
4-11	A	W	13-11	*Wake Forest
4-12	A	W	6-3	*Duke
4-13	A	W	11-4	*Virginia
4-15	H	L	6-7	*Georgia Tech
4-16	H	W	13-3	*Wake Forest
4-18	H	W	12-4	*Duke
4-19	H	W	6-3	*Duke
4-20	H	W	5-3	South Carolina
4-21	H	W	7-3	South Carolina
4-22	A	L	2-12	*Georgia Tech
4-25	A	L	3-4	*North Carolina
4-25	N1	W	9-8	*N.C. State
4-26	A	W	14-8	*North Carolina
5-2	A	W	5-3	South Carolina
5-3	A	W	8-7	South Carolina
5-5	A	W	8-1	*Maryland
5-6	A	W	9-7	*Maryland
5-7	A	W ⁽⁸⁾	10-8	†*Duke ⁽¹⁾
5-7	A	W ⁽⁷⁾	14-5	°Duke ⁽²⁾
5-8	H	L	6-7	South Alabama
5-9	H	W	1-0	South Alabama
5-10	H	W	11-1	South Alabama
5-13	N2	W	11-4	+Wake Forest
5-14	N2	W	9-4	+North Carolina
5-15	N2	W	8-0	+N.C. State
5-16	N2	L	1-7	+Georgia Tech
5-16	N2	L	7-11	+N.C. State
5-21	N3	W	8-0	\$West Virginia
5-22	N3	W	6-3	\$Seton Hall
5-23	N3	L	5-6	\$Arkansas
5-23	N3	W	6-3	\$Auburn
5-24	N3	L	2-4	\$Arkansas

1988 (54-14 Overall; 18-2 ACC, 1st)

Ranked #15 by Baseball America

Ranked #21 by Collegiate Baseball

Head Coach: Bill Wilhelm (31st)

Date	St	W-L	Score	Opponent
2-20	A	W	8-1	Auburn
2-21	A	L	2-5	Auburn
2-24	H	W	23-6	Charlotte
2-25	H	W	13-12	Georgia
2-27	A	W	12-1	North Carolina-Wilmington
2-28	A	W	13-2	North Carolina-Wilmington
3-1	H	W	8-4	Western Carolina
3-2	H	W	15-3	Furman
3-3	H	W	11-4	East Tennessee State
3-5	A	W	9-4	Charlotte
3-6	H	W	7-1	Appalachian State
3-7	H	W	15-2	Old Dominion
3-8	H	W	7-1	Old Dominion
3-9	H	W	10-2	Old Dominion
3-10	H	W	7-5	Liberty
3-12	H	W	9-6	*Virginia
3-14	N1	W	10-7	Long Beach State
3-15	N1	L	2-9	Brigham Young
3-16	N1	L	5-6	Washington State
3-17	A	L	10-13	Fresno State
3-18	N1	W	5-3	George Washington
3-19	N1	W ⁽⁷⁾	9-3	Oregon State

3-21	H	W⁽⁷⁾	6-0	*Maryland⁽¹⁾
3-21	H	W⁽⁷⁾	5-4	*Maryland⁽²⁾
3-22	A	L	7-8	Georgia
3-23	A	W	12-7	Furman
3-24	H	W	11-4	Ohio State
3-26	H	L⁽⁷⁾	1-7	Ohio State⁽¹⁾
3-26	H	W⁽⁷⁾	4-3	Ohio State⁽²⁾
3-27	H	W	8-4	Coastal Carolina
3-28	H	W	7-3	Coastal Carolina
4-1	H	W	5-2	*North Carolina
4-2	H	W	8-5	*North Carolina
4-3	H	W	9-8	*N.C. State
4-4	H	W	20-11	Western Carolina
4-5	H	W	11-10	^Greenville Braves
4-6	H	W	7-3	*Georgia Tech
4-9	A	W ⁽⁷⁾	10-3	*Duke ⁽¹⁾
4-9	A	W ⁽⁷⁾	10-3	*Duke ⁽²⁾
4-10	A	W	8-7	*Wake Forest
4-13	A	W	4-2	*Georgia Tech
4-14	A	W	12-4	Western Carolina
4-15	H	W	11-3	*Duke
4-16	H	W	11-7	*Wake Forest
4-17	H	W	8-5	*Wake Forest
4-19	H	W	18-8	Tennessee
4-20	H	W	6-1	Tennessee
4-21	H	W	7-4	†*Georgia Tech
4-22	H	W	7-6	*South Carolina
4-23	H	L	7-11	South Carolina
4-24	H	W	8-5	South Carolina
4-30	A	W	5-2	South Carolina
5-1	A	L	6-7	South Carolina
5-2	A	W	8-3	*Virginia
5-3	A	W	6-0	*Virginia
5-6	A	L	3-6	*N.C. State
5-7	A	L	8-9	*N.C. State
5-8	A	W	8-6	*North Carolina
5-11	N2	W	9-1	+Duke
5-12	N2	L	0-1	+North Carolina
5-13	N2	W	9-0	+Maryland
5-14	N2	W	5-4	+North Carolina ⁽¹⁾
5-14	N2	L	6-7	+North Carolina ⁽²⁾
5-22	N3	W	16-1	Saint John's
5-23	N3	W	6-5	Saint John's
5-26	N4	W ⁽¹⁹⁾	3-2	\$Fordham
5-28	N4	L	1-6	\$Rutgers
5-28	N4	W	11-1	\$Saint John's
5-29	N4	L	7-8	\$Kentucky

* - ACC game; ^ - exhibition game (not counted in record); † - Wilhelm's 900th victory; + - ACC Tournament; \$ - NCAA Northeast Regional; N1 - Fresno, CA; N2 - Greenville, SC; N3 - Orlando, FL; N4 - New Britain, CT

1989 (50-20 Overall; 13-5 ACC, 2nd)

ACC Champion

Ranked #14 by Baseball America

Ranked #14 by Collegiate Baseball

Head Coach: Bill Wilhelm (32nd)

Date	St	W-L	Score	Opponent
2-18	A	W	22-5	Coastal Carolina
2-19	A	W	6-5	Coastal Carolina
2-25	H	W	4-2	Auburn
2-26	H	L	6-7	Auburn
2-28	H	W	9-8	Western Carolina
3-2	H	W	13-4	East Tennessee State
3-4	H	W	15-2	North Carolina-Wilmington
3-5	H	W	9-4	North Carolina-Wilmington
3-6	H	L⁽¹⁰⁾	1-3	Old Dominion
3-7	H	W	6-3	Old Dominion
3-8	H	W⁽¹⁵⁾	3-2	Old Dominion
3-10	H	W⁽¹⁰⁾	5-4	Appalachian State
3-11	H	W	10-4	*Virginia
3-12	H	W	8-2	*Virginia
3-14	H	W	7-6	Western Carolina
3-15	H	W	3-0	Furman
3-18	H	W	16-3	*Maryland
3-19	A	W	11-0	*Wake Forest
3-20	A	W	6-2	*Wake Forest
3-24	A	W	6-4	*N.C. State
3-25	A	W	4-3	*North Carolina
3-26	A	L	0-3	*North Carolina
3-28	H	W	7-5	Seton Hall

3-29	H	W	8-5	Seton Hall
3-30	H	W	17-7	Seton Hall
3-31	H	W	7-1	South Carolina
4-1	H	W	12-6	South Carolina
4-2	H	W	9-6	South Carolina
4-3	H	W	15-4	Davidson
4-5	A	W	7-5	Tennessee
4-6	A	W	14-2	Western Carolina
4-9	H	W	6-3	*Wake Forest
4-10	H	W	12-4	Western Carolina
4-11	A	W	4-0	Furman
4-12	A	W	7-5	*Georgia Tech
4-14	A	W	8-0	*Virginia
4-16	A	L ⁽¹²⁾	4-5	*Maryland ⁽¹⁾
4-16	A	L ⁽⁵⁾	3-4	*Maryland ⁽²⁾
4-18	A	L	5-6	Georgia
4-19	H	W	16-5	*Georgia Tech
4-20	A	W	5-3	South Carolina
4-21	A	L	3-8	South Carolina
4-22	A	L	1-7	South Carolina
4-23	H	L	3-4	*North Carolina
4-25	H	W⁽¹²⁾	3-2	Georgia
4-26	A	L	4-11	*Georgia Tech
4-28	H	L	5-11	Miami (FL)
4-29	H	L	2-10	Miami (FL)
4-30	H	W	5-4	†Miami (FL)
5-6	H	W	11-3	*N.C. State
5-7	H	W	13-6	*N.C. State
5-8	A	L	1-4	Georgia Southern
5-9	N1	W	4-1	Armstrong State
5-9	A	L ⁽⁵⁾	7-9	Georgia Southern
5-10	N1	L	3-5	Armstrong State
5-10	A	L	1-2	Georgia Southern
5-13	N2	W	8-0	+Maryland
5-14	N2	W	9-3	+Georgia Tech
5-15	N2	W	5-4	+North Carolina
5-16	N2	W	9-2	+N.C. State
5-16	N2	W	12-4	+North Carolina
5-19	N3	L ⁽¹⁰⁾	6-8	% Arizona
5-20	N3	L	0-2	% Miami (FL)
5-21	N3	W	7-1	% New Orleans
5-22	A	W	7-0	% North Carolina
5-25	N4	W	6-2	\$Setson
5-26	N4	L	7-14	\$Auburn
5-27	N4	W	13-5	\$Setson
5-27	N4	W	11-1	\$Auburn
5-28	A	L	1-8	\$Florida State

1990 (43-23 Overall; 14-6 ACC, 2nd)

Head Coach: Bill Wilhelm (33rd)

Date	St	W-L	Score	Opponent
2-17	A	W	13-8	North Carolina-Wilmington
2-18	A	W	18-2	North Carolina-Wilmington
2-24	A	W	6-3	Auburn
2-25	A	W	6-0	Auburn
2-28	H	W	14-2	Western Carolina
3-4	A	W	12-9	*Duke ⁽¹⁾
3-4	A	L	3-4	*Duke ⁽²⁾
3-6	H	W	5-3	Old Dominion
3-7	H	W	6-5	Old Dominion
3-8	H	W	8-1	Old Dominion
3-9	H	W	10-4	*Wake Forest
3-10	H	L	1-3	*Wake Forest
3-11	H	W	11-8	*Wake Forest
3-12	H	W	13-0	Marshall
3-13	H	W	7-3	Marshall
3-14	H	W	16-2	Marshall
3-17	H	W⁽⁷⁾	10-1	*Maryland⁽¹⁾
3-17	H	W⁽⁷⁾	7-1	*Maryland⁽²⁾
3-18	H	W	8-1	*Maryland
3-19	H	W	12-6	Ohio
3-20	H	W	6-4	Ohio
3-22	A	L	2-9	Miami (FL)
3-23	A	L	5-11	Miami (FL)
3-24	A	L	1-2	Miami (FL)
3-27	H	L⁽⁷⁾	2-11	Coastal Carolina⁽¹⁾
3-27	H	W⁽⁷⁾	1-0	Coastal Carolina⁽²⁾

3-28	A	L	8-9	Georgia
3-31	N1	W	6-0	South Carolina
4-1	H	W ⁽¹¹⁾	6-5	South Carolina
4-2	H	W	9-0	South Carolina
4-3	H	W	11-4	East Tennessee State
4-4	A	W	10-2	Furman
4-6	A	L	8-10	* North Carolina
4-7	A	L	3-9	* North Carolina
4-8	A	L	10-11	* North Carolina
4-10	H	W ⁽⁷⁾	2-1	Appalachian State
4-11	H	W	17-6	Furman
4-12	A	L	2-21	South Carolina
4-13	H	W	6-3	* N.C. State
4-14	H	W	20-4	* N.C. State
4-15	H	W	6-5	* N.C. State
4-17	H	W	13-0	Georgia Southern
4-18	H	L	6-9	Georgia Southern
4-20	A	W	12-6	* Virginia
4-21	A	W	19-3	* Virginia
4-22	A	W	8-0	* Virginia
4-24	H	L	5-7	Tennessee
4-25	H	W	14-2	Tennessee
4-27	A	W	14-12	* Georgia Tech
4-28	H	L	3-8	* Georgia Tech
4-29	A	W	17-10	† Georgia Tech
5-6	A	L	4-5	South Carolina ⁽¹⁾
5-6	A	L ⁽⁷⁾	3-7	South Carolina ⁽²⁾
5-8	A	W	15-3	Tennessee
5-10	H	W	8-4	Campbell
5-12	N1	W	13-3	+ Duke
5-13	N1	W	7-3	+ Virginia
5-14	N1	L	1-3	+ North Carolina
5-15	N1	L	5-6	+ N.C. State
5-18	N2	L	0-1	% Southern California
5-19	N2	L	2-5	% Fresno State
5-20	N2	W	9-1	% Arizona
5-21	A	L	2-11	The Citadel
5-25	N3	L	6-9	§ Creighton
5-26	N3	W	8-5	§ Texas-Arlington
5-27	N3	L	3-4	§ Creighton

2-23	H	W	6-4	Auburn
2-24	H	W	7-3	Auburn
2-25	H	W	13-0	East Tennessee State
2-28	N1	W	6-0	% Oklahoma State
3-2	N1	L	8-13	% Louisiana-Lafayette
3-2	A	W	14-3	% Nevada-Las Vegas
3-3	N1	W	17-5	% Louisiana-Lafayette
3-7	H	W	9-0	Augusta
3-9	A	L ⁽⁷⁾	10-11	* Wake Forest ⁽¹⁾
3-9	A	W ⁽⁷⁾	13-7	* Wake Forest ⁽²⁾
3-10	A	W	11-5	* Wake Forest
3-15	H	W	5-2	* Virginia
3-16	H	W	15-1	* Virginia
3-17	H	W	12-8	* Virginia
3-19	A	W	23-7	Coastal Carolina
3-20	A	W	10-3	Coastal Carolina
3-21	A	W	11-7	Coastal Carolina
3-22	A	L	4-12	South Carolina
3-23	A	L	10-11	South Carolina
3-24	A	W	5-3	South Carolina
3-26	H	W	10-0	The Citadel
3-27	H	W	12-3	The Citadel
3-28	H	W ⁽⁷⁾	7-5	South Carolina
3-30	H	W	12-1	Columbus ⁽¹⁾
3-30	H	W	2-1	Columbus ⁽²⁾
3-31	A	L	7-9	Western Carolina
4-2	H	W	16-6	Furman
4-3	H	W	13-3	Western Carolina
4-4	H	W	10-1	South Carolina
4-5	H	W	15-6	* North Carolina
4-6	H	W ⁽¹²⁾	6-5	* North Carolina
4-7	H	W	6-2	* North Carolina
4-8	H	W ⁽⁵⁾	5-0	Winthrop
4-9	H	W	4-3	Georgia
4-10	A	W	9-1	Georgia
4-12	A	W	14-3	* N.C. State
4-13	A	L	7-8	* N.C. State
4-14	A	W	16-6	* N.C. State
4-16	H	W	10-5	Appalachian State
4-17	H	W	13-0	Appalachian State
4-19	A	W	11-4	* Maryland
4-20	A	W	7-2	* Maryland
4-21	A	W	17-2	* Maryland
4-23	A	W	8-3	Furman
4-24	H	W	11-8	Georgia
4-25	H	W	7-6	South Carolina
4-26	H	W ⁽¹⁰⁾	9-8	* Georgia Tech
4-27	A	W	8-0	† * Georgia Tech
4-28	H	L	6-11	* Georgia Tech
5-5	H	W	17-4	* Duke
5-6	H	W ⁽⁷⁾	3-2	* Duke
5-7	H	W	6-4	* Duke
5-8	A	L	1-11	Tennessee
5-9	A	W	6-3	Tennessee
5-11	N2	W	13-1	+ Maryland
5-12	N2	W	7-2	+ Wake Forest
5-13	N2	W	6-5	+ Georgia Tech
5-14	N2	W ⁽¹¹⁾	7-4	+ Virginia
5-14	N2	W	24-8	+ Georgia Tech
5-17	H	W	7-2	Furman
5-18	H	W ⁽⁸⁾	8-0	Furman
5-19	H	W	21-1	Furman
5-23	N3	W	13-5	\$ Princeton
5-24	N3	W	8-3	\$ Villanova
5-25	N3	W	10-9	\$ Mississippi State
5-26	A	W	13-5	\$ Maine
6-1	N4	L	4-8	! Creighton
6-3	N4	L	11-12	! Long Beach State

* - ACC game; % - UNLV Desert Classic; † - Wilhelm's 1,050th victory; + - ACC Tournament; \$ - NCAA Northeast Regional; ! - College World Series; N1 - Las Vegas, NV; N2 - Greenville, SC; N3 - Orono, ME; N4 - Omaha, NE

1992 (50-14 Overall; 19-5 ACC, 1st)

Ranked #7 by Baseball America

Ranked #10 by Collegiate Baseball

Head Coach: Bill Wilhelm (35th)

Date	St	W-L	Score	Opponent
2-16	H	W	7-0	Eastern Kentucky ⁽¹⁾
2-16	H	W	22-0	Eastern Kentucky ⁽²⁾
2-19	H	W	6-0	Western Carolina

2-21	H	W	15-1	Tampa
2-22	H	W	16-5	Tampa ⁽¹⁾
2-22	H	W	3-0	Tampa ⁽²⁾
2-29	A	W	4-3	Auburn
3-1	A	W	9-3	Auburn
3-3	H	W	1-0	Winthrop
3-5	H	W	20-2	Furman
3-7	H	W ⁽⁷⁾	7-2	* Wake Forest ⁽¹⁾
3-7	H	W ⁽⁸⁾	2-1	* Wake Forest ⁽²⁾
3-8	H	W	7-5	* Wake Forest
3-9	H	W	2-1	Coastal Carolina
3-10	H	W	12-2	Coastal Carolina
3-13	H	W	15-3	* Maryland
3-14	H	W	10-1	* Maryland
3-15	H	L	9-10	* Maryland
3-17	A	W	15-7	* Duke
3-18	A	W	9-1	* Duke
3-19	A	L	1-2	* Duke
3-20	A	W	8-6	* Virginia
3-21	A	W	5-3	* Virginia
3-22	A	W	8-2	* Virginia
3-23	H	L	3-7	Ohio
3-24	H	W	10-2	Ohio
3-26	A	L	6-8	South Carolina
3-27	H	W	10-4	* Florida State
3-28	H	W	12-0	* Florida State
3-29	H	W	14-0	* Florida State
3-31	A	W	8-4	Georgia
4-1	H	L	2-3	Georgia
4-2	N1	W ⁽¹¹⁾	12-11	Winthrop
4-3	A	W	10-4	* North Carolina
4-4	A	W	7-1	* North Carolina
4-5	A	W	12-5	* North Carolina
4-7	H	W ⁽⁷⁾	10-5	Georgia Southern ⁽¹⁾
4-7	H	W ⁽⁷⁾	7-2	Georgia Southern ⁽²⁾
4-8	H	W	5-3	† South Carolina
4-10	H	W	6-2	* N.C. State
4-11	H	L	3-6	* N.C. State
4-12	H	W	3-2	* N.C. State
4-14	A	L	3-4	Tennessee
4-15	A	W	8-2	Tennessee
4-19	H	W	5-3	Appalachian State
4-20	H	W	7-5	Appalachian State
4-21	H	W	10-9	South Carolina
4-22	A	W	9-1	Georgia
4-24	A	L	2-6	* Georgia Tech
4-25	A	L ⁽¹⁰⁾	6-7	* Georgia Tech
4-26	A	W	5-4	* Georgia Tech
5-2	A	W	8-1	North Carolina-Wilmington
5-3	A	L	1-5	North Carolina-Wilmington
5-4	A	W	10-2	Georgia Southern
5-5	A	W	7-1	Georgia Southern
5-9	N2	W ⁽¹⁰⁾	3-2	+ Virginia
5-11	N2	W	5-2	+ Florida State
5-12	N2	L	1-11	+ N.C. State
5-12	N2	W	5-4	+ Georgia Tech
5-13	N2	W	11-0	+ Florida State
5-13	N2	L	3-7	+ N.C. State
5-21	N3	W	8-4	\$ Yale
5-22	N3	L	5-6	\$ California-Los Angeles
5-23	N3	L	6-7	\$ Oklahoma

* - ACC game; † - Wilhelm's 1,100th victory; + - ACC Tournament; \$ - NCAA Mid-east Regional; N1 - Fort Mill, SC; N2 - Greenville, SC; N3 - Starkville, MS

1993 (45-20 Overall; 11-11 ACC, 5th)

ACC Champion

Ranked #17 by Baseball America

Ranked #17 by Collegiate Baseball

Head Coach: Bill Wilhelm (36th)

Date	St	W-L	Score	Opponent
2-20	H	W	9-6	Auburn
2-23	H	W	13-2	Appalachian State
2-24	H	W	11-6	Winthrop
2-27	H	L	6-7	* Duke
2-28	H	W	16-7	* Duke
3-1	H	L	4-13	* Duke
3-2	H	W	7-5	North Carolina-Wilmington ⁽¹⁾
3-2	H	W	9-2	North Carolina-Wilmington ⁽²⁾
3-6	A	L ⁽⁷⁾	1-3	* Wake Forest ⁽¹⁾
3-6	A	W ⁽⁷⁾	4-1	* Wake Forest ⁽²⁾



The 1993 Tigers defeated N.C. State to capture the ACC Tournament title.

3-7	A	W	8-5	* Wake Forest
3-9	H	W ⁽¹¹⁾	6-5	Coastal Carolina
3-10	H	W	8-3	Coastal Carolina
3-12	H	W	15-1	* Virginia
3-15	N1	L	0-5	% Nebraska
3-16	N1	L	6-10	% Saint John's
3-17	N1	W	8-7	% Missouri State
3-18	N1	W	5-0	% Texas Tech
3-19	N1	L	0-3	% Kansas State
3-20	N1	W ⁽¹¹⁾	5-4	% Missouri State
3-24	H	W ⁽⁷⁾	10-7	Georgia Southern ⁽¹⁾
3-24	H	W ⁽⁷⁾	4-1	Georgia Southern ⁽²⁾
3-26	H	L	2-12	Ohio
3-27	H	W ⁽⁷⁾	5-2	Ohio
3-28	H	W	21-1	Ohio
3-30	H	W	11-4	Furman
3-31	A	W	6-2	Georgia
4-2	H	W	7-2	* North Carolina
4-3	H	L	5-10	* North Carolina
4-4	H	W	4-3	* North Carolina
4-6	H	W	17-3	South Carolina
4-7	A	W	9-8	South Carolina
4-9	A	W	4-1	* N.C. State
4-10	A	L	5-20	* N.C. State
4-11	A	L	12-13	* N.C. State
4-13	A	W	12-2	Western Carolina
4-14	H	W	8-6	Georgia
4-15	H	W	8-1	Western Carolina
4-17	A	W	6-2	* Maryland
4-18	N2	L	4-8	* Maryland
4-19	A	W	22-4	* Maryland
4-20	A	W	17-2	Furman
4-21	H	W ⁽¹¹⁾	8-7	South Carolina
4-23	H	L	0-11	* Georgia Tech
4-24	H	L	5-10	* Georgia Tech
4-25	H	L	0-6	* Georgia Tech
5-2	A	W	17-1	Winthrop
5-4	H	W	10-3	Tennessee
5-5	H	W	4-2	Tennessee
5-7	A	W	7-6	* Florida State
5-8	A	L ⁽¹⁰⁾	3-4	* Florida State
5-9	A	W	5-1	* Florida State
5-11	H	L	2-4	Georgia
5-12	A	L	5-8	South Carolina
5-13	H	W	12-5	Charlotte
5-15	N3	W	4-2	+ Duke
5-16	N3	W	6-1	+ Florida State
5-17	N3	W	9-8	+ Georgia Tech
5-18	N3	W	7-4	+ North Carolina
5-18	N3	L	5-7	+ Florida State
5-19	N3	W	11-7	+ N.C. State
5-28	N4	W	7-3	\$ Rutgers
5-29	N4	W	10-3	\$ Fresno State
5-30	N4	L	4-11	\$ Fresno State
5-31	N4	L	1-9	\$ Kansas

* - ACC game; % - Pepsi/Johnny Quik Best-of-the-West Tournament; + - ACC Tournament; \$ - NCAA Mid-east Regional; N1 - Fresno, CA; N2 - Baltimore, MD; N3 - Greenville, SC; N4 - Knoxville, TN

1994 (57-18 Overall; 20-4 ACC, 1st)

ACC Champion


Ranked #4 by Baseball America

Ranked #9 by Collegiate Baseball

Ranked #9 by Sports Weekly

Head Coach: Jack Leggett (1st)

Date	St	W-L	Score	Opponent
2-12	H	W	3-1	Western Carolina ⁽¹⁾
2-12	H	W	4-1	Western Carolina ⁽²⁾
2-13	H	W ⁽¹³⁾	6-5	Western Carolina
2-19	H	W	14-1	Tennessee
2-20	H	W	4-2	Tennessee
2-24	N1	L	5-11	% Fresno State
2-24	A	W	11-6	% Nevada-Las Vegas
2-25	N1	W	13-3	% Rice
2-26	N1	L	3-12	% Rice
2-27	N1	W ⁽¹⁰⁾	13-8	% Fresno State
3-3	H	W	11-4	Furman
3-4	H	W	5-4	* Wake Forest
3-5	H	W	5-4	* Wake Forest
3-6	H	W	8-6	* Wake Forest
3-7	H	W	14-2	North Carolina-Wilmington
3-8	H	W ⁽¹³⁾	8-7	North Carolina-Wilmington
3-9	A	W	9-2	Georgia
3-11	H	W	7-5	* Maryland
3-12	H	W	18-2	* Maryland
3-13	H	W	6-5	* Maryland
3-15	H	W	4-1	New Hampshire
3-16	H	L	4-7	South Carolina
3-18	A	W	6-1	Hawaii-Hilo
3-19	A	W	13-5	Hawaii-Hilo ⁽¹⁾
3-19	A	W	10-3	Hawaii-Hilo ⁽²⁾
3-21	N2	L	2-9	^ Oregon State
3-22	N2	L	2-9	^ Lewis-Clark State
3-23	A	W	7-3	^ Hawaii
3-25	N2	W ⁽⁷⁾	3-2	^ Washington
3-25	N2	W ⁽⁷⁾	3-1	^ Grand Canyon
3-26	N2	L ⁽¹¹⁾	1-2	^ Washington
3-27	N2	W	9-0	^ Grand Canyon
3-29	H	W	7-5	Georgia Southern
3-30	H	L	2-3	Georgia Southern
4-1	A	W	3-2	* Virginia
4-2	A	W	11-6	* Virginia
4-3	A	W	11-4	* Virginia
4-5	H	W	6-3	Georgia
4-6	A	W	7-2	South Carolina
4-8	H	W ⁽¹⁰⁾	10-8	* N.C. State
4-9	H	W	9-5	* N.C. State
4-10	H	W ⁽¹⁰⁾	6-5	* N.C. State
4-12	H	W	8-2	Appalachian State
4-13	A	L ⁽¹⁷⁾	4-5	South Carolina
4-15	A	W	7-6	* Duke
4-16	A	L	7-8	* Duke
4-17	A	W	7-0	* Duke
4-18	H	W	16-6	Charleston Southern
4-19	A	W	10-6	Georgia
4-20	H	L	3-4	South Carolina
4-22	A	W	11-1	* North Carolina
4-23	A	L	0-5	* North Carolina
4-24	A	W	3-2	* North Carolina



Jack Leggett was ACC Coach-of-the-Year in each of his first two seasons (1994,95) as head coach at Clemson.

4-26	A	W	3-2	Tennessee
4-27	A	L ⁽¹⁰⁾	1-5	Tennessee
4-29	H	W	7-5	Miami (FL)
4-30	H	L	3-6	Miami (FL)
5-1	H	W ⁽¹²⁾	9-8	Miami (FL)
5-7	H	W	5-2	*Florida State
5-8	H	W	9-5	*Florida State
5-9	H	L	3-8	*Florida State
5-10	A	W	9-7	Coastal Carolina
5-11	A	W	8-0	Coastal Carolina
5-13	A	W ⁽¹⁰⁾	9-8	*Georgia Tech
5-14	A	L	4-20	*Georgia Tech
5-15	A	W	7-4	*Georgia Tech
5-18	N3	W	7-1	+ Maryland
5-19	N3	W	17-5	+ N.C. State
5-20	N3	W	9-6	+ Georgia Tech
5-21	N3	L	4-10	+ Florida State
5-22	N3	W	4-1	+ Florida State
5-26	H	W	5-1	\$ The Citadel
5-27	H	L	1-8	\$ Notre Dame
5-28	H	W	6-1	\$ Old Dominion
5-28	H	L	5-11	\$ Auburn

* - ACC game; % - UNLV Desert Classic; ^ - Hawaii Easter Tournament; + - ACC Tournament; \$ - NCAA East Regional; N1 - Las Vegas, NV; N2 - Honolulu, HI; N3 - Greenville, SC

1995 (54-14 Overall; 20-4 ACC, 1st)

College World Series Participant

Ranked #8 by Baseball America

Ranked #8 by Collegiate Baseball

Ranked #8 by Sports Weekly

Head Coach: Jack Leggett (2nd)

Date	St	W-L	Score	Opponent
2-17	N1	L	2-5	Oklahoma State
2-18	A	W	18-0	Texas-Arlington
2-19	N1	W	7-2	Arkansas State
2-24	H	W	16-2	George Mason
2-25	H	W	13-0	George Mason
2-26	H	W	9-3	George Mason
3-1	H	W	6-4	Tennessee
3-2	H	W ⁽¹⁰⁾	7-6	Tennessee
3-4	H	W	10-5	Old Dominion ⁽¹⁾
3-4	H	W	12-6	Old Dominion ⁽²⁾
3-5	H	W	7-1	Old Dominion
3-7	H	W	5-0	James Madison
3-8	H	W	16-6	James Madison
3-10	H	W	10-0	*Duke
3-11	H	W	8-4	*Duke
3-12	H	W	9-1	*Duke
3-14	A	W	5-2	Western Carolina
3-15	H	W	11-0	Appalachian State
3-17	A	W	10-7	*Wake Forest
3-18	A	W	4-3	*Wake Forest
3-19	A	W	10-5	*Wake Forest

3-21	A	W	9-7	Old Dominion
3-22	A	W	4-2	Old Dominion
3-24	A	W ⁽¹²⁾	4-3	*Maryland
3-25	A	W	11-3	*Maryland
3-26	A	W	12-2	*Maryland
3-28	A	L	2-4	South Carolina
3-29	H	W	5-4	Western Carolina
3-31	H	W	3-2	*North Carolina
4-1	H	W	20-1	*North Carolina
4-2	H	L	8-11	*North Carolina
4-4	H	W	7-2	South Carolina
4-5	A	L	7-8	Georgia
4-7	H	W	5-4	*Virginia
4-8	H	W	9-0	*Virginia
4-9	H	W	5-2	*Virginia
4-11	H	W	5-4	Georgia
4-12	H	W	11-1	South Carolina
4-14	A	W ⁽¹⁰⁾	17-15	*N.C. State
4-15	A	W	13-1	*N.C. State
4-16	A	W	13-4	*N.C. State
4-18	H	W	5-1	Coastal Carolina
4-19	H	W	7-2	Coastal Carolina
4-21	A	L	2-5	*Florida State
4-22	A	L	2-7	*Florida State
4-23	A	L	8-9	*Florida State
4-25	H	W	19-5	Furman
4-26	A	W	18-6	South Carolina
4-28	H	W	8-5	*Georgia Tech
4-29	H	W	6-1	*Georgia Tech
4-30	H	W	6-5	*Georgia Tech
5-7	A	W	7-4	Georgia Southern
5-8	A	L ⁽¹²⁾	14-15	Georgia Southern
5-12	A	L	6-7	Miami (FL)
5-13	A	W	7-5	Miami (FL)
5-14	A	L	4-8	Miami (FL)
5-17	N2	W	10-0	+ Maryland
5-18	N2	W	6-4	+ North Carolina
5-19	N2	W	11-0	+ Florida State
5-20	N2	W	16-7	+ N.C. State
5-20	N2	L	2-12	+ Florida State
5-21	N2	L	2-8	+ Florida State
5-25	H	W	8-4	\$ Navy
5-26	H	W	11-5	\$ Jacksonville
5-27	H	W	9-5	\$ Winthrop
5-28	H	W	7-4	\$ Alabama
6-3	N3	L	1-3	! Tennessee
6-5	N3	L	3-8	! Stanford

* - ACC game; + - ACC Tournament; \$ - NCAA East Regional; ! - College World Series; N1 - Arlington, TX; N2 - Greenville, SC; N3 - Omaha, NE

1996 (51-17 Overall; 17-7 ACC, 2nd)

College World Series Participant

Ranked #4 by Collegiate Baseball

Ranked #4 by Sports Weekly

Ranked #5 by Baseball America

Head Coach: Jack Leggett (3rd)

Date	St	W-L	Score	Opponent
2-16	H	W	4-0	South Florida
2-17	H	L	5-6	South Florida
2-18	H	L	2-7	South Florida
2-23	H	W	7-3	Maine
2-24	H	W	6-5	Maine ⁽¹⁾
2-24	H	W	5-1	Maine ⁽²⁾
2-25	H	W	6-1	Maine
2-27	A	W	8-3	Tennessee
2-28	A	W ⁽¹⁰⁾	10-4	Tennessee
3-1	H	W	11-3	Coastal Carolina
3-2	H	W	8-7	Coastal Carolina
3-3	H	W	13-4	Coastal Carolina
3-5	H	W	4-2	Western Carolina
3-8	H	W	8-4	Virginia Tech
3-9	H	W	6-2	Virginia Tech
3-10	H	W	4-0	Virginia Tech
3-12	H	W	18-2	Siena
3-13	H	W	9-3	Siena
3-16	A	L ⁽⁷⁾	4-7	*Duke ⁽¹⁾
3-16	A	L ⁽⁷⁾	0-2	*Duke ⁽²⁾
3-17	A	W	7-2	*Duke
3-20	H	W	11-3	Ohio
3-21	H	L	3-9	Ohio
3-22	H	W	4-0	*Maryland

3-23	H	W	7-0	*Maryland
3-24	H	W	16-6	*Maryland
3-28	A	W	13-3	Western Carolina
3-29	A	W	8-1	*Virginia
3-30	A	L	2-3	*Virginia
3-31	A	W	9-3	*Virginia
4-2	H	W	5-4	Georgia
4-3	A	W	4-2	South Carolina
4-5	H	W	9-1	*Wake Forest
4-6	H	W	6-0	*Wake Forest
4-7	H	L	7-8	*Wake Forest
4-9	H	W	10-4	Western Carolina
4-10	H	W	11-0	South Carolina
4-12	A	W	11-1	*North Carolina
4-13	A	W	7-5	*North Carolina
4-14	A	W	7-2	*North Carolina
4-16	A	L	2-6	Georgia
4-17	H	W	8-0	South Carolina
4-21	H	L ⁽¹⁰⁾	6-8	Georgia Southern ⁽¹⁾
4-21	H	L ⁽¹⁸⁾	7-9	Georgia Southern ⁽²⁾
4-23	A	W	7-5	South Carolina
4-24	H	W	12-5	Charleston Southern
4-25	H	L	6-18	*N.C. State
4-26	H	W	14-0	*N.C. State
4-27	H	L ⁽¹⁰⁾	1-4	*N.C. State
5-4	H	W	3-0	*Florida State
5-5	H	W	2-1	*Florida State
5-6	H	W	2-0	*Florida State
5-8	H	W	13-4	Furman
5-10	A	W ⁽¹⁰⁾	9-8	*Georgia Tech
5-11	A	L	0-4	*Georgia Tech
5-12	A	W	9-2	*Georgia Tech
5-16	N1	W	6-1	+ Duke
5-16	N1	W	6-1	+ Georgia Tech
5-17	N2	L	2-4	+ Virginia
5-18	N2	L	1-2	+ Florida State
5-23	H	W	9-1	\$ Charleston Southern
5-24	H	W	5-1	\$ Old Dominion
5-25	H	W	6-3	\$ West Virginia
5-26	H	W	12-5	\$ Tennessee
5-31	N3	L	3-7	! Miami (FL)
6-2	N3	W ⁽¹⁰⁾	8-5	! Oklahoma State
6-4	N3	W	14-13	! Alabama
6-5	N3	L	5-14	! Miami (FL)

* - ACC game; + - ACC Tournament; \$ - NCAA

East Regional; ! - College World Series; N1 - Chapel Hill, NC; N2 - Durham, NC; N3 - Omaha, NE

1997 (41-23 Overall; 13-10 ACC, 4th)

Ranked #24 by Sports Weekly

Head Coach: Jack Leggett (4th)

Date	St	W-L	Score	Opponent
2-15	H	W	6-2	Morehead State ⁽¹⁾
2-15	H	W	9-1	Morehead State ⁽²⁾
2-16	H	W	1-0	Morehead State
2-18	H	W	7-2	Charleston Southern
2-22	H	W	7-6	Kentucky ⁽¹⁾
2-22	H	W	4-3	Kentucky ⁽²⁾
2-23	H	W	10-3	Kentucky
2-27	N1	W	8-7	% Cal State Northridge
2-28	N1	W	12-7	% Northwestern
2-28	A	L	3-4	% Nevada-Las Vegas
3-1	N1	W	10-2	% Northwestern
3-2	N1	L	5-18	% Cal State Northridge
3-4	H	W	12-5	James Madison
3-5	H	W	11-3	James Madison
3-7	H	W	17-2	Coastal Carolina
3-8	H	W	22-11	Coastal Carolina
3-9	H	W	13-3	Coastal Carolina
3-12	H	W	17-4	Appalachian State
3-14	H	W	3-2	*Virginia
3-15	H	W	6-1	*Virginia
3-16	H	W	7-3	*Virginia
3-19	A	L	3-7	Tennessee
3-21	A	L	1-13	*Maryland
3-22	A	W	17-10	*Maryland
3-23	A	L ⁽¹⁰⁾	6-7	*Maryland
3-25	A	L	4-9	Western Carolina
3-26	H	W	14-9	Western Carolina
3-28	A	L	2-11	*Wake Forest
3-29	A	W	10-9	*Wake Forest
3-30	A	W	18-7	*Wake Forest

4-1	A	L	2-3	Georgia
4-2	H	L	3-11	South Carolina
4-4	A	W	10-7	*Florida State
4-5	A	L	5-20	*Florida State
4-6	A	L ⁽¹²⁾	10-11	*Florida State
4-8	H	W	10-7	Furman
4-9	A	W	15-1	South Carolina
4-11	H	W	11-1	*Duke
4-12	H	L ⁽¹⁰⁾	3-4	*Duke
4-13	H	W	14-2	*Duke
4-15	H	W	13-5	Tennessee
4-16	H	W	12-9	South Carolina
4-18	A	L	9-16	*N.C. State
4-19	A	L	4-17	*N.C. State
4-20	A	L	7-9	*N.C. State
4-23	A	L	16-38	South Carolina
4-25	H	W	7-4	*Georgia Tech
4-26	H	L	4-19	*Georgia Tech
5-2	A	W	11-4	Davidson
5-4	H	W	17-2	*North Carolina
5-5	H	W	11-10	*North Carolina
5-6	H	W	5-4	*North Carolina
5-7	H	W	9-8	Charleston Southern
5-9	H	L	11-12	California
5-10	H	W	15-3	California
5-11	H	L	10-12	California
5-14	N2	W	8-6	+ Wake Forest
5-15	N2	W	7-4	+ Georgia Tech
5-16	N2	L	4-8	+ Florida State
5-17	N2	W ⁽¹⁰⁾	11-6	+ N.C. State
5-17	N2	L	0-10	+ Florida State
5-22	N3	W	13-9	\$ Nevada
5-23	N3	L	6-10	\$ Rice
5-24	N3	L	7-12	\$ Texas State

* - ACC game; % - UNLV Desert Classic; + - ACC Tournament; \$ - NCAA Central Regional; N1 - Las Vegas, NV; N2 - Saint Petersburg, FL; N3 - Lubbock, TX

1998 (43-16 Overall; 14-9 ACC, T-2nd)

Ranked #19 by Sports Weekly

Ranked #21 by Baseball America

Ranked #23 by Collegiate Baseball

Head Coach: Jack Leggett (5th)

Date	St	W-L	Score	Opponent
2-6	N1	W	4-2	% South Florida
2-7	N1	W	7-6	% Central Florida
2-8	N1	W	9-4	% Auburn
2-13	H	L	1-6	East Carolina
2-14	H	W	16-4	East Carolina
2-15	H	W	8-2	East Carolina
2-20	H	W	5-4	Old Dominion
2-21	H	W	11-10	Old Dominion
2-22	H	W	12-7	Old Dominion
2-26	H	W	11-7	Charlotte
2-27	H	W	13-0	North Carolina-Wilmington
2-28	H	W	19-6	North Carolina-Wilmington
3-1	H	W	6-3	North Carolina-Wilmington
3-3	H	W	6-5	Florida Atlantic
3-4	H	L	5-6	Florida Atlantic
3-6	H	W	22-4	Stetson
3-8	H	W	10-5	Stetson ⁽¹⁾
3-8	H	W ⁽⁸⁾	9-4	Stetson ⁽²⁾
3-10	H	W	17-3	Coastal Carolina
3-13	H	W	12-2	Maine
3-14	H	W	18-2	Maine ⁽¹⁾
3-14	H	W	19-11	Maine ⁽²⁾
3-17	H	W	5-1	Western Carolina
3-19	A	L	7-10	Western Carolina
3-20	H	W	5-3	*Maryland
3-21	H	W	19-6	*Maryland
3-22	H	W	15-6	*Maryland
3-25	H	W	5-0	The Citadel
3-27	H	W	10-2	*Wake Forest
3-28	H	W	6-5	*Wake Forest
3-29	H	L	2-8	*Wake Forest
3-31	H	W ⁽¹⁰⁾	5-4	Georgia
4-1	A	W	6-4	South Carolina
4-3	A	W	9-7	*Virginia
4-4	A	L	6-7	*Virginia
4-5	A	W	15-6	*Virginia
4-7	H	W	18-0	Furman

4-8	H	W	13-3	Charleston Southern
4-11	A	W	8-2	*Duke ⁽¹⁾
4-11	A	L	6-7	*Duke ⁽²⁾
4-12	A	L	2-6	*Duke
4-15	H	W	14-6	North Carolina-Asheville
4-17	H	W ⁽¹²⁾	11-10	*N.C. State
4-18	H	W	17-6	*N.C. State
4-22	A	W	9-2	Georgia
4-24	H	W	2-1	*Florida State
4-25	H	W	5-4	*Florida State
4-26	H	L	2-7	*Florida State
5-3	A	L	6-7	*Georgia Tech
5-4	A	L	7-9	*Georgia Tech
5-5	A	L	5-14	*Georgia Tech
5-9	A	L	9-12	*North Carolina ⁽¹⁾
5-9	A	W	8-1	*North Carolina ⁽²⁾
5-10	A	W	7-6	*North Carolina
5-13	N2	L	1-4	+ North Carolina
5-14	N2	L	6-10	+ Georgia Tech
5-21	H	W	12-3	*The Citadel
5-22	H	L ⁽¹⁶⁾	1-2	*South Alabama
5-23	H	L	5-8	*Southern California

* - ACC game; % - Olive Garden Classic; + - ACC Tournament; \$ - NCAA East Regional; N1 - Kissimmee, FL; N2 - Durham, NC

1999 (42-27 Overall; 13-10 ACC, 3rd)

Ranked #13 by Collegiate Baseball

Ranked #14 by Sports Weekly

Ranked #17 by Baseball America

Head Coach: Jack Leggett (6th)

Date	St	W-L	Score	Opponent
2-12	H	W	10-7	Kansas State
2-13	H	W	10-4	Kansas State
2-14	H	W	11-3	Kansas State
2-25	N1	W	13-12	% Washington
2-26	N1	L	3-4	% Creighton
2-26	A	L ⁽¹⁰⁾	11-12	% Nevada-Las Vegas
2-27	N1	L	5-7	% Nevada
2-28	N1	W	13-10	% Creighton
3-3	H	L	15-18	The Citadel
3-5	H	L	9-10	Liberty
3-6	H	L	8-11	Liberty ⁽¹⁾
3-6	H	W	11-6	Liberty ⁽²⁾
3-10	H	W	14-6	Coastal Carolina
3-12	H	W	14-4	George Mason
3-13	H	W	13-2	George Mason ⁽¹⁾
3-13	H	W	21-0	George Mason ⁽²⁾
3-16	A	L	4-5	East Carolina
3-17	A	L	2-14	East Carolina
3-19	A	W	8-6	*Maryland
3-20	A	W	9-2	*Maryland
3-23	H	W	17-5	Georgia
3-24	H	W	12-4	Wofford
3-26	A	L	1-5	*Wake Forest
3-27	A	L	6-11	*Wake Forest
3-28	A	L	2-10	*Wake Forest
3-30	A	W	7-6	Georgia
4-1	H	W	18-1	East Tennessee State
4-2	N2	L	3-5	Miami (FL)
4-3	N2	W	7-5	Miami (FL)
4-4	N2	L	11-14	Miami (FL)
4-6	A	L ⁽¹⁰⁾	8-9	Western Carolina
4-7	H	W	16-11	Western Carolina
4-9	A	L	0-8	*Florida State
4-10	A	W	8-4	*Florida State
4-11	A	L	3-5	*Florida State
4-13	H	W	12-9	Furman
4-14	A	W	8-7	South Carolina
4-16	H	W	18-1	*Duke
4-17	H	L ⁽¹⁰⁾	3-5	*Duke
4-18	H	W	7-5	*Duke
4-21	H	W	5-4	South Carolina
4-23	H	W	24-4	*Georgia Tech
4-24	H	W	13-8	*Georgia Tech
4-25	H	W	6-5	*Georgia Tech
5-1	H	L	3-9	*Virginia ⁽¹⁾
5-1	H	W ⁽¹¹⁾	5-4	*Virginia ⁽²⁾
5-2	H	W	12-5	*Virginia
5-4	H	W ⁽¹⁰⁾	11-10	Western Carolina
5-7	H	W	14-2	Winthrop
5-8	H	L	2-4	Coastal Carolina

5-9	H	W	20-7	*North Carolina
5-10	H	W	5-4	*North Carolina
5-11	H	L	5-7	*North Carolina
5-14	A	L	9-19	*N.C. State
5-15	A	L	4-7	*N.C. State
5-16	A	W	7-4	*N.C. State
5-19	N3	W	7-6	+ N.C. State
5-20	N3	L	3-6	+ Wake Forest
5-21	N3	W	7-6	+ Maryland
5-22	N3	W	8-7	+ Florida State
5-22	N3	L	5-9	+ Wake Forest
5-28	N4	L	5-23	% Missouri State
5-29	N4	W	17-3	% Delaware
5-29	A	W	12-4	% Arkansas
5-30	N4	W	8-7	% Missouri State ⁽¹⁾
5-30	N4	W	7-5	% Missouri State ⁽²⁾
6-4	A	L	3-20	! Texas A&M
6-5	A	W	10-3	! Texas A&M
6-6	A	L	4-5	! Texas A&M

* - ACC game; % - UNLV/Coors Desert Classic; + - ACC Tournament; \$ - NCAA Fayetteville (AR) Regional; ! - NCAA College Station (TX) Super Regional; N1 - Las Vegas, NV; N2 - Fort Mill, SC; N3 - Durham, NC; N4 - Fayetteville, AR

2000 (51-18 Overall; 17-7 ACC, 2nd)

College World Series Participant

Ranked #5 by Sports Weekly

Ranked #6 by Collegiate Baseball

Ranked #7 by Baseball America

Head Coach: Jack Leggett (7th)

Date	St	W-L	Score	Opponent
1-28	N1	W	3-1	% Rice
1-29	N1	W	4-0	% Miami (FL)
1-30	N1	L	0-5	% Central Florida
2-18	H	W	5-0	Old Dominion
2-19	H	W	3-1	Old Dominion
2-20	H	W	10-2	Old Dominion
2-25	H	W	5-1	James Madison
2-26	H	W	12-4	James Madison
2-27	H	W	5-3	James Madison
3-1	H	W	4-3	Coastal Carolina
3-3	H	W	8-0	Nevada-Las Vegas
3-4	H	W	5-3	Nevada-Las Vegas
3-5	H	L	3-4	Nevada-Las Vegas
3-8	H	W	10-6	William & Mary
3-10	H	W	9-4	Ohio ⁽¹⁾
3-10	H	W	6-1	Ohio ⁽²⁾
3-11	H	W	16-2	Ohio
3-14	H	W	7-0	East Carolina
3-15	H	L	4-12	East Carolina
3-17	H	W	8-6	*Maryland
3-18	H	W	9-3	*Maryland ⁽¹⁾
3-18	H	W	11-2	*Maryland ⁽²⁾
3-22	H	W	14-2	Charlotte
3-24	H	W	9-3	The Citadel
3-25	H	W	7-5	The Citadel
3-26	H	W	6-3	The Citadel
3-29	A	L	6-10	Georgia
3-31	A	L	0-6	*North Carolina
4-1	A	W	10-2	*North Carolina
4-2	A	L	2-5	*North Carolina
4-4	H	W	11-7	Western Carolina
4-5	H	W	3-2	Furman
4-7	H	L	1-5	*N.C. State
4-8	H	W	9-0	*N.C. State
4-9	H	W	8-4	*N.C. State
4-11	H	W	9-7	Georgia
4-12	H	L	3-6	South Carolina
4-15	H	W ⁽¹⁵⁾	6-5	*Wake Forest ⁽¹⁾
4-15	H	W	5-4	*Wake Forest ⁽²⁾
4-16	H	L	4-6	*Wake Forest
4-18	H	W	17-5	Elon
4-19	A	L ⁽¹²⁾	8-9	South Carolina
4-21	A	W	8-5	*Duke
4-22	A	W	8-5	*Duke
4-23	A	W	12-8	*Duke
4-26	N2	W	13-4	Western Carolina
4-28	A	L	4-7	*Georgia Tech
4-29	A	L	7-9	*Georgia Tech
4-30	A	W	13-12	*Georgia Tech
5-6	H	W	8-7	*Florida State

5-7	H	W	5-4	*Florida State
5-8	H	W	7-4	*Florida State
5-11	A	L	4-6	Liberty
5-13	A	W	9-7	*Virginia ⁽¹⁾
5-13	A	L	0-11	*Virginia ⁽²⁾
5-14	A	W	20-9	*Virginia
5-17	N3	W	9-5	+ Virginia
5-18	N3	W	8-4	+ Florida State
5-19	N3	L	8-9	+ Georgia Tech
5-20	N3	W	12-5	+ Virginia
5-20	N3	L	4-8	+ Georgia Tech
5-26	H	W	4-0	\$ Middle Tennessee
5-27	H	W	9-3	\$ Illinois
5-28	H	W	21-3	\$ Middle Tennessee
6-2	H	W	11-4	! Mississippi State
6-3	H	W	9-4	! Mississippi State
6-9	N4	W	10-6	! San Jose State
6-11	N4	L	4-10	! Stanford
6-14	N4	L	4-5	! Louisiana-Lafayette

* - ACC game; % - ACC Disney Blast; + - ACC Tournament; \$ - NCAA Clemson (SC) Regional; ! - NCAA Clemson (SC) Super Regional; ! - College World Series; N1 - Lake Buena Vista, FL; N2 - Asheville, NC; N3 - Fort Mill, SC; N4 - Omaha, NE

2001 (41-22 Overall; 17-7 ACC, 2nd)

Ranked #13 by Collegiate Baseball

Ranked #14 by Sports Weekly

Ranked #17 by Baseball America

Head Coach: Jack Leggett (8th)

Date	St	W-L	Score	Opponent
2-16	H	L	5-10	Richmond
2-17	H	W	14-4	Richmond
2-18	H	W	7-3	Richmond
2-22	A	W	10-6	% Nevada-Las Vegas
2-23	N1	W	9-5	% Oregon State
2-23	A	L	6-14	% Nevada-Las Vegas
2-24	N1	L	9-10	% Oregon State
2-25	N1	W ⁽⁷⁾	13-2	% Oregon State
2-28	H	W	7-4	Furman
3-3	H	L	8-21	South Carolina
3-4	A	W	7-4	South Carolina
3-7	H	W	5-3	College of Charleston
3-10	H	W	5-2	Ohio
3-11	H	W	17-4	Ohio
3-13	H	L ⁽¹⁰⁾	9-12	Georgia Southern
3-14	H	W	9-3	Georgia Southern
3-16	A	W	8-6	*Maryland
3-17	A	W	9-6	*Maryland
3-18	A	W	7-0	*Maryland
3-20	A	W	11-1	Old Dominion
3-21	A	L	8-10	Old Dominion
3-23	A	W ⁽¹²⁾	4-1	*Wake Forest
3-24	A	L	3-12	*Wake Forest
3-25	A	W	9-1	*Wake Forest
3-27	H	W	6-0	Wofford
3-28	A	L	4-8	Georgia
3-30	H	W	24-3	New York Tech
3-31	H	W	13-0	New York Tech ⁽¹⁾
3-31	H	W	14-0	New York Tech ⁽²⁾

4-4	H	L	4-8	Winthrop
4-6	A	L	4-7	*Florida State
4-7	A	L	6-7	*Florida State
4-8	A	L	1-6	*Florida State
4-10	H	L	5-10	Coastal Carolina
4-11	H	W ⁽¹¹⁾	8-7	Coastal Carolina
4-13	H	W	10-2	*Duke
4-14	H	W	10-1	*Duke
4-15	H	W	6-4	*Duke
4-17	H	W	10-4	Georgia
4-18	A	L	3-9	South Carolina
4-20	H	W	3-0	*Georgia Tech
4-21	H	W	5-1	*Georgia Tech
4-22	H	L	3-5	*Georgia Tech
4-24	H	W	8-2	Western Carolina
4-25	H	L	1-2	South Carolina
4-27	H	W	6-3	*North Carolina
4-28	H	W ⁽¹⁰⁾	10-9	*North Carolina
4-29	H	L	0-4	*North Carolina
5-5	A	W	7-6	*N.C. State ⁽¹⁾
5-5	A	L	3-4	*N.C. State ⁽²⁾
5-6	A	W	10-2	*N.C. State
5-9	A	W ⁽¹¹⁾	9-6	Furman
5-12	H	W	8-1	*Virginia ⁽¹⁾
5-12	H	W	17-1	*Virginia ⁽²⁾
5-13	H	W	5-4	*Virginia
5-16	N2	L	3-7	+ Virginia
5-17	N2	W	7-6	+ North Carolina
5-18	N2	L	4-5	+ Florida State
5-25	H	W	4-1	*William & Mary
5-26	H	W	24-4	\$ Seton Hall
5-27	H	W	8-2	\$ Seton Hall
6-1	A	L	8-10	! Miami (FL)
6-2	A	L	6-14	! Miami (FL)

* - ACC game; % - UNLV/Coors Desert Classic; + - ACC Tournament; \$ - NCAA Clemson (SC) Regional; ! - NCAA Coral Gables (FL) Super Regional; N1 - Las Vegas, NV; N2 - Fort Mill, SC

2002 (54-17 Overall; 16-8 ACC, 4th)

College World Series Participant

Ranked #3 by Baseball America

Ranked #3 by Collegiate Baseball

Ranked #3 by Sports Weekly

Head Coach: Jack Leggett (9th)

Date	St	W-L	Score	Opponent
2-22	H	W	7-4	Auburn
2-23	H	W	8-5	Auburn
2-24	H	W	6-5	Auburn
3-1	A	W	14-6	College of Charleston
3-2	A	W	9-7	South Carolina
3-3	H	W ⁽¹⁰⁾	11-10	South Carolina
3-6	H	W	12-1	College of Charleston
3-8	H	W	5-3	Purdue
3-9	H	W	9-6	Purdue
3-10	H	W	4-2	Purdue
3-12	H	W	20-8	Georgia Southern
3-13	H	W	9-2	Georgia Southern
3-15	H	W	13-1	South Alabama
3-16	H	L	4-6	South Alabama

Clemson made its ninth trip to the College World Series during its 51-victory campaign of 2000.





All-Time Results

3-17	H	W	11-3	South Alabama
3-19	H	W	23-5	North Carolina-Asheville
3-21	H	W	8-0	Maine
3-22	H	W	13-0	Maine
3-23	H	W	8-3	Maine
3-26	H	W	19-1	Coastal Carolina
3-27	H	W	6-2	Coastal Carolina
3-29	H	W	13-6	*Maryland
3-30	H	W	16-7	*Maryland
3-31	H	W	7-2	*Maryland
4-2	H	W	7-1	East Tennessee State
4-3	H	W	6-4	Winthrop
4-5	H	W	6-4	*N.C. State
4-6	H	L	0-3	*N.C. State
4-7	H	W	10-2	*N.C. State
4-9	A	L	4-5	Georgia
4-10	H	W	6-5	Georgia
4-12	A	W ⁽¹⁰⁾	11-7	*North Carolina
4-13	A	W	4-2	*North Carolina
4-14	A	L	5-12	*North Carolina
4-16	H	W	13-9	Western Carolina
4-17	H	L	6-8	South Carolina
4-19	A	W	5-3	*Duke
4-20	A	W	4-1	*Duke
4-21	A	W	2-1	*Duke
4-23	H	W	18-7	Furman
4-24	A	W	4-1	South Carolina
4-26	H	L	2-4	*Wake Forest
4-27	H	W	5-3	*Wake Forest
4-28	H	W	4-0	*Wake Forest
5-4	A	W	12-9	*Georgia Tech
5-5	A	L	6-15	*Georgia Tech
5-6	A	L	0-11	*Georgia Tech
5-8	H	W	9-2	Wofford
5-9	H	L	6-8	Elon
5-11	A	W	15-4	*Virginia
5-12	A	W	15-2	*Virginia
5-13	A	W	5-3	*Virginia
5-15	A	W	12-4	Western Carolina
5-17	H	L	3-9	*Florida State
5-18	H	L	3-12	*Florida State
5-19	H	L	3-9	*Florida State
5-22	N1	W	10-0	+ Georgia Tech
5-23	N1	L	4-9	+ Florida State
5-24	N1	W	5-3	+ N.C. State
5-25	N1	W	8-6	+ Wake Forest
5-25	N1	L	1-4	+ Florida State
5-31	H	W	15-1	*Georgia Southern
6-1	H	W	4-2	*East Carolina
6-2	H	W	21-1	*East Carolina
6-7	H	L	6-9	†Arkansas
6-8	H	W	8-7	†Arkansas
6-9	H	W	7-4	†Arkansas
6-14	N2	W	11-10	†Nebraska
6-16	N2	W	9-7	†Georgia Tech
6-19	N2	L	4-12	†South Carolina
6-21	N2	L	2-10	†South Carolina

* - ACC game; + - ACC Tournament; \$ - NCAA Clemson (SC) Regional; † - NCAA Clemson (SC) Super Regional; ! - College World Series; N1 - Saint Petersburg, FL; N2 - Omaha, NE

2003 (39-22 Overall; 15-9 ACC, T-3rd)

Head Coach: Jack Leggett (10th)

Date	St	W-L	Score	Opponent
2-22	A	L	1-8	Auburn ⁽¹⁾
2-22	A	W	11-8	Auburn ⁽²⁾
2-23	A	L	3-7	Auburn
2-26	H	W ⁽⁸⁾	5-0	Charleston Southern
3-1	H	W	8-0	South Carolina
3-2	A	L	4-6	South Carolina
3-4	H	W	5-4	Winthrop
3-5	H	W	6-2	College of Charleston
3-6	H	W	6-2	^Chukyo (Japan)
3-7	H	W	2-0	Old Dominion
3-8	H	W	5-1	Old Dominion
3-9	H	W	18-2	Old Dominion
3-11	H	W	7-5	Tennessee Tech
3-12	H	W	8-0	Tennessee Tech
3-16	N1	W	11-1	Georgia Southern
3-17	N1	W	8-0	Georgia Southern
3-18	A	W	7-6	College of Charleston

3-20	H	W	8-6	Maine
3-21	H	W	7-6	Maine
3-22	H	W	11-7	Maine
3-24	H	W	21-7	Wofford
3-25	A	L	5-9	Western Carolina
3-26	H	W	7-3	Georgia
3-28	A2	L ⁽¹¹⁾	2-3	*N.C. State
3-29	A2	L	2-12	*N.C. State ⁽¹⁾
3-29	A2	W	12-10	*N.C. State ⁽²⁾
4-1	H	W	5-3	Western Carolina
4-2	A	W	4-2	South Carolina
4-4	H	W	9-4	*Virginia
4-5	H	L	1-4	*Virginia
4-6	H	W	9-2	*Virginia
4-9	H	W	4-2	South Carolina
4-11	A	W	8-4	*Florida State
4-12	A	L	2-7	*Florida State
4-13	A	L	1-8	*Florida State
4-15	H	L	1-5	Coastal Carolina
4-16	H	W	7-3	Coastal Carolina
4-19	A	L	6-9	*Maryland ⁽¹⁾
4-19	A	L	4-8	*Maryland ⁽²⁾
4-20	A	W	20-5	*Maryland
4-22	A	L	3-9	Georgia
4-23	H	W ⁽¹²⁾	6-3	East Tennessee State
4-25	H	W ⁽¹⁰⁾	9-7	*Georgia Tech
4-26	H	W	10-5	*Georgia Tech
4-27	H	W	11-3	*Georgia Tech
5-4	H	W	7-6	*Duke
5-5	H	L	6-7	*Duke
5-6	H	W	13-2	*Duke
5-7	H	L	2-11	Elon
5-8	A	L	8-10	Furman
5-10	H	L	4-9	*North Carolina
5-11	H	W ⁽¹⁰⁾	5-4	*North Carolina
5-12	H	W	5-2	*North Carolina
5-13	H	L	9-12	Furman
5-15	A	W	6-2	*Wake Forest
5-16	A	W	14-3	*Wake Forest
5-17	A	W	4-3	*Wake Forest
5-22	N3	L	2-10	+ North Carolina
5-23	N3	L	4-7	+ Duke
5-30	N4	L	8-10	*Ohio State
5-31	N4	W ⁽¹⁰⁾	7-6	*Princeton
5-31	A	L	0-15	*Auburn

* - ACC game; ^ - exhibition game (not counted in record); + - ACC Tournament; \$ - NCAA Auburn (AL) Regional; N1 - Charleston, SC; A2 - Kinston, NC; N3 - Salem, VA; N4 - Auburn, AL

2004 (39-26 Overall; 14-10 ACC, T-4th)

Head Coach: Jack Leggett (11th)

Date	St	W-L	Score	Opponent
2-24	H	L	4-5	Charlotte
2-28	N1	W	4-0	*Georgia Southern
2-28	A	L ⁽¹¹⁾	2-3	*East Carolina
2-29	N1	W	9-0	*Georgia Southern
2-29	A	L	4-6	*East Carolina
3-3	H	W	8-5	Gardner-Webb
3-5	A	W	15-4	College of Charleston
3-6	A	L	2-5	South Carolina
3-7	H	L ⁽¹⁰⁾	7-8	South Carolina
3-10	A	W	6-0	Wofford
3-12	H	W	14-9	Auburn
3-13	H	L	4-5	Auburn
3-14	H	L	6-9	Auburn
3-16	H	W	9-4	Coastal Carolina
3-19	A	W	7-3	Texas Tech
3-20	A	L	10-13	Texas Tech
3-21	A	L	3-5	Texas Tech
3-23	H	W	10-6	Elon
3-24	H	L	1-7	Elon
3-26	H	W	13-6	*Wake Forest
3-27	H	W	7-4	*Wake Forest
3-28	H	W	6-5	*Wake Forest
3-30	A	W	6-2	Georgia
3-31	H	W	19-4	Georgia
4-2	H	W	3-2	*Maryland
4-3	H	W	9-2	*Maryland
4-4	H	W	8-2	*Maryland
4-7	H	W	9-4	South Carolina
4-9	A	L	1-5	*Virginia

4-10	A	L	3-4	*Virginia ⁽¹⁾
4-10	A	L	1-3	*Virginia ⁽²⁾
4-13	H	W	9-5	Winthrop
4-14	A	W	13-5	South Carolina
4-16	A	W	2-1	*North Carolina
4-17	A	L	0-4	*North Carolina
4-18	A	W ⁽¹⁰⁾	4-2	*North Carolina
4-20	H	W	13-4	The Citadel
4-21	H	W	8-7	Western Carolina
4-23	H	W	2-1	*N.C. State
4-24	H	W	4-3	*N.C. State
4-25	H	W	9-6	*N.C. State
5-1	H	L	6-11	*Florida State
5-2	H	L	1-10	*Florida State
5-3	H	W	18-9	*Florida State
5-5	H	W	3-2	Charleston Southern
5-7	H	W	8-5	Central Florida
5-8	H	L	4-7	Central Florida
5-9	H	L	2-3	Central Florida
5-11	H	W	16-5	Furman
5-12	H	W	19-8	College of Charleston
5-14	A	L	3-8	*Georgia Tech
5-15	A	L	3-11	*Georgia Tech
5-16	A	L	4-8	*Georgia Tech
5-20	A	W	10-1	*Duke
5-21	A	L	1-2	*Duke
5-22	A	W	9-6	*Duke
5-26	N2	W	7-6	+ North Carolina
5-27	N2	L ⁽¹³⁾	7-11	+ Georgia Tech
5-28	N2	W	12-1	+ N.C. State
5-28	N2	L	5-6	+ North Carolina
6-4	N3	W	10-6	\$ Birmingham-Southern
6-5	A	L	3-6	\$ Georgia
6-5	N3	W	5-4	\$ Birmingham-Southern
6-6	A	W	10-9	\$ Georgia ⁽¹⁾
6-6	A	L ⁽¹⁰⁾	6-7	\$ Georgia ⁽²⁾

* - ACC game; % - Keith LeClair Invitational; + - ACC Tournament; \$ - NCAA Athens (GA) Regional; N1 - Greenville, NC; N2 - Salem, VA; N3 - Athens, GA

2005 (43-23 Overall; 21-9 ACC, 2nd)

Ranked #13 by Collegiate Baseball

Ranked #14 by Baseball America

Ranked #16 by Sports Weekly

Head Coach: Jack Leggett (12th)

Date	St	W-L	Score	Opponent
2-18	N1	W	7-2	% West Virginia
2-19	A1	L	2-3	% Coastal Carolina
2-20	N1	L	0-10	% East Carolina
2-25	H	W	3-2	California-Irvine
2-26	H	W	5-4	California-Irvine
2-27	H	W	10-2	California-Irvine
3-4	A	L	5-6	Auburn
3-5	A	L	4-8	Auburn
3-6	A	W	14-3	Auburn
3-9	H	L	2-8	Winthrop
3-12	H	L	3-6	South Carolina
3-13	A	L	5-6	South Carolina
3-16	H	W	11-1	Furman
3-18	H	L	1-2	*North Carolina
3-19	H	W	9-1	*North Carolina
3-20	H	W	7-3	*North Carolina
3-22	A	W	1-0	Old Dominion
3-23	A	L	2-3	Old Dominion
3-25	A	W	14-3	*Maryland
3-26	A	W ⁽¹³⁾	6-4	*Maryland ⁽¹⁾
3-26	A	W	12-0	*Maryland ⁽²⁾
3-29	H	W	14-5	Coastal Carolina
3-30	H	W	8-1	Coastal Carolina
4-2	A	L	1-3	*Florida State
4-3	A	L	4-5	*Florida State ⁽¹⁾
4-3	A	W	7-3	*Florida State ⁽²⁾
4-5	A	L	10-11	Georgia
4-6	H	L	1-4	Georgia
4-8	H	W	9-3	*Duke
4-9	H	W	11-6	*Duke
4-10	H	W	16-6	*Duke
4-12	A	W	7-4	Western Carolina
4-13	H	W	12-2	South Carolina
4-15	H	W	13-4	*Virginia
4-16	H	W	3-2	*Virginia

4-17	H	L	2-9	*Virginia
4-19	H	W	10-1	Western Carolina
4-20	A	W	7-5	South Carolina
4-22	A	L	3-8	*N.C. State
4-23	A	W	16-9	*N.C. State
4-24	A	L	8-9	*N.C. State
4-26	H	W	9-6	Elon
4-27	H	W	7-1	Wofford
4-29	H	L	14-18	*Georgia Tech
4-30	H	W	6-5	*Georgia Tech
5-1	H	L	4-6	*Georgia Tech
5-8	A	L	7-11	*Virginia Tech
5-9	A	W	7-0	*Virginia Tech
5-10	A	W	6-2	*Virginia Tech
5-13	A	W	4-1	*Wake Forest
5-14	A	W ⁽¹¹⁾	17-14	*Wake Forest
5-15	A	W	6-5	*Wake Forest
5-17	H	W	8-5	College of Charleston
5-19	H	W	15-5	*Miami (FL)
5-20	H	W	9-2	*Miami (FL)
5-21	H	W	6-2	*Miami (FL)
5-25	N2	L	1-8	+ Virginia
5-26	N2	W	9-1	+ Miami (FL)
5-27	N2	W	5-4	+ N.C. State
5-28	N2	L	4-5	+ Virginia
6-3	H	W	12-2	\$ North Carolina A&T
6-4	H	W	6-0	\$ College of Charleston
6-5	H	W	8-3	\$ Oral Roberts
6-11	A	W	4-2	† Baylor
6-12	A	L	1-7	† Baylor
6-13	A	L	1-6	† Baylor

* - ACC game; % - Baseball at The Beach; + - ACC Tournament; \$ - NCAA Clemson (SC) Regional; † - NCAA Waco (TX) Super Regional; N1, A1 - Myrtle Beach, SC; N2 - Jacksonville, FL

2006 (53-16 Overall; 24-6 ACC, 1st (Atlantic))

ACC Champion

College World Series Participant

Ranked #5 by Baseball America

Ranked #5 by Collegiate Baseball

Ranked #5 by Sports Weekly

Head Coach: Jack Leggett (13th)

Date	St	W-L	Score	Opponent
2-17	H	W	8-1	James Madison ⁽¹⁾
2-17	H	W	3-0	James Madison ⁽²⁾
2-19	H	W	6-1	James Madison



Taylor Harbin went 5-for-5 with three homers, eight RBIs, and five runs in Clemson's 16-9 win at N.C. State on April 23, 2005.



2-24	H	W	5-1	Mercer
2-26	H	L	2-3	Mercer⁽¹⁾
2-26	H	W	9-4	Mercer⁽²⁾
3-3	A	W	6-0	College of Charleston
3-4	A	L	2-6	South Carolina
3-5	H	W	6-4	South Carolina
3-8	H	W	10-5	William & Mary
3-10	H	W	7-2	Kansas
3-11	H	L	5-6	Kansas
3-12	H	W	4-3	Kansas
3-15	H	W	10-5	Gardner-Webb
3-17	A	L	1-2	* Virginia
3-18	A	L	2-10	* Virginia
3-19	A	L	4-7	* Virginia
3-21	H	W	5-3	Elon
3-22	H	W	7-4	Elon
3-24	H	W	9-5	* N.C. State
3-25	H	W	4-2	* N.C. State
3-26	H	W	6-2	* N.C. State
3-28	A	L ⁽¹⁰⁾	11-12	Georgia
3-29	H	W	10-7	Georgia
3-31	A	W	8-6	* Miami (FL)
4-1	A	W	6-2	* Miami (FL)
4-2	A	W	14-1	* Miami (FL)
4-4	H	L	6-8	Western Carolina
4-5	A	W	3-2	South Carolina
4-7	H	W	3-1	* Maryland
4-8	H	W ⁽¹¹⁾	3-2	* Maryland
4-9	H	W	15-7	* Maryland
4-11	A	W	8-3	Western Carolina
4-12	H	W	10-5	South Carolina
4-14	A	W	7-6	* Georgia Tech
4-15	A	L	3-12	* Georgia Tech
4-16	A	L	4-22	* Georgia Tech
4-18	H	L	3-6	Winthrop
4-19	H	L	4-5	Furman
4-21	A	W	6-3	* Boston College
4-22	A	L	2-3	* Boston College ⁽¹⁾
4-22	A	W	4-1	* Boston College ⁽²⁾
4-26	H	W	10-1	Wofford
4-28	H	W	11-2	* Virginia Tech
4-29	H	W	11-4	* Virginia Tech
4-30	H	W	7-3	* Virginia Tech
5-8	A	W	7-4	* Duke ⁽¹⁾
5-8	A	W	14-0	* Duke ⁽²⁾
5-9	A	W	8-2	* Duke
5-12	H	W	9-1	* Florida State
5-13	H	W ⁽¹⁰⁾	4-3	* Florida State
5-14	H	W	11-2	* Florida State
5-16	H	W	1-0	College of Charleston
5-18	H	W	26-1	* Wake Forest
5-19	H	W	6-0	* Wake Forest
5-20	H	W	7-3	* Wake Forest
5-24	N1	W ⁽⁷⁾	13-1	+ Wake Forest
5-25	N1	W	3-2	+ Georgia Tech
5-27	N1	L ⁽¹⁰⁾	7-8	+ Georgia Tech ⁽¹⁾
5-27	N1	W	16-11	+ Georgia Tech ⁽²⁾
5-28	N1	W	8-4	+ N.C. State
6-2	H	W	3-0	* North Carolina-Asheville
6-3	H	W	13-3	* Elon
6-4	H	W	8-6	* Mississippi State
6-9	H	W	11-8	* Oral Roberts
6-10	H	W	6-5	* Oral Roberts
6-16	N2	W	8-4	+ Georgia Tech
6-18	N2	L	0-2	+ North Carolina
6-20	N2	L	6-7	+ Cal State Fullerton

* - ACC game; + - ACC Tournament; \$ - NCAA
Clemson (SC) Regional; ¶ - NCAA Clemson
(SC) Super Regional; ! - College World Series;
N1 - Jacksonville, FL; N2 - Omaha, NE

2007 (41-23 Overall; 18-12 ACC, 2nd (Atlantic))

Ranked #12 by Collegiate Baseball

Ranked #13 by Sports Weekly

Ranked #15 by Baseball America

Head Coach: Jack Leggett (14th)

Date	St	W-L	Score	Opponent
2-16	H	W	14-0	George Mason
2-17	H	L	1-5	George Mason
2-18	H	W	5-4	George Mason
2-21	H	W ⁽⁶⁾	11-3	High Point
2-23	H	W	8-3	Pacific

2-24	H	W ⁽¹¹⁾	4-3	Pacific⁽¹⁾
2-24	H	W	5-4	Pacific⁽²⁾
2-28	H	W	6-4	Winthrop
3-3	H	L	0-12	South Carolina
3-4	A	L	2-3	South Carolina
3-7	H	W	4-0	Coastal Carolina
3-9	H	L ⁽¹⁰⁾	4-6	Memphis
3-10	H	W	8-2	Memphis
3-11	H	W	7-2	Memphis
3-14	H	W	3-0	Georgia Southern
3-16	H	W	6-4	* Duke
3-17	H	W	7-2	* Duke
3-18	H	W	9-6	* Duke
3-20	A	L	3-6	Western Carolina
3-23	A	L	3-4	* Maryland
3-24	A	L	1-4	* Maryland
3-25	A	W	5-0	* Maryland
3-27	H	W	14-2	Gardner-Webb
3-28	H	W	15-6	Western Carolina
3-30	H	L	3-10	* Miami (FL)
3-31	H	W	4-1	* Miami (FL)
4-1	H	L	6-7	* Miami (FL)
4-3	A	W	4-2	Georgia
4-4	H	W	11-10	Georgia
4-6	A	W	6-3	* Virginia Tech
4-7	A	W	8-5	* Virginia Tech
4-8	A	W ⁽¹⁰⁾	5-2	* Virginia Tech
4-13	A	W	6-2	* Wake Forest
4-14	A	L	5-6	* Wake Forest
4-15	A	W	5-4	* Wake Forest
4-18	A	L	2-4	South Carolina
4-20	H	L	3-5	* Virginia
4-21	H	L	0-3	* Virginia
4-22	H	W	2-1	* Virginia
4-24	H	L	12-13	Elon
4-25	H	W	14-5	South Carolina
4-27	H	W ⁽¹¹⁾	3-2	* Georgia Tech
4-28	H	W	10-3	* Georgia Tech
4-29	H	L	3-6	* Georgia Tech
5-5	H	W	4-3	* Boston College
5-6	H	L	6-8	* Boston College ⁽¹⁾
5-6	H	W	7-6	* Boston College ⁽²⁾
5-8	N1	W	12-3	Wofford
5-9	H	L	3-6	Furman
5-11	A	L	1-11	* Florida State
5-12	A	W	7-6	* Florida State
5-13	A	W	11-6	* Florida State
5-15	H	W	19-7	College of Charleston
5-17	A	L	4-11	* N.C. State
5-18	A	L	5-6	* N.C. State
5-19	A	W	6-3	* N.C. State
5-23	N2	W ⁽¹³⁾	5-4	+ Miami (FL)
5-25	N2	L	2-3	+ Wake Forest
5-26	N2	W	5-1	+ Florida State
6-1	N3	W	3-2	+ Saint John's
6-3	A	W	11-8	+ Coastal Carolina
6-4	A	W	15-3	+ Coastal Carolina
6-8	A	L	6-8	+ Mississippi State
6-9	A	L	5-8	+ Mississippi State

* - ACC game; + - ACC Tournament; \$ - NCAA
Myrtle Beach (SC) Regional; ¶ - NCAA Starkville
(MS) Super Regional; N1 - Greenville, SC
(Fluor Field); N2 - Jacksonville, FL; N3 - Myrtle
Beach, SC

2008 (31-27-1 Overall; 11-18-1 ACC, 4th (Atlantic))

Head Coach: Jack Leggett (15th)

Date	St	W-L	Score	Opponent
2-23	H	W	12-5	Mercer
2-23	H	W	6-5	Mercer⁽²⁾
2-24	H	W	10-3	Mercer
2-27	H	W	12-3	High Point
2-29	A	W	7-6	College of Charleston
3-1	A	L	1-10	South Carolina
3-2	H	L	1-5	South Carolina
3-5	H	W	9-7	Wofford
3-8	A	L	11-13	* Wake Forest
3-9	A	L	3-5	* Wake Forest ⁽¹⁾
3-9	A	W	12-11	* Wake Forest ⁽²⁾
3-11	H	W	11-10	North Carolina-Greensboro
3-12	H	W	6-5	North Carolina-Greensboro
3-14	H	L	4-6	* Boston College

The 2009 Tigers finished the season ranked in the top 16 of all three polls.



3-15	H	L	6-7	* Boston College
3-16	H	W	16-2	* Boston College
3-18	H	W	9-6	Coastal Carolina
3-20	H	W	14-2	Furman
3-21	H	L	4-5	* N.C. State
3-22	H	W	3-2	* N.C. State
3-23	H	W	2-0	* N.C. State
3-25	H	W	5-4	Elon
3-26	H	W	2-1	Elon
3-28	A	W	2-1	* Maryland
3-29	A	L	3-5	* Maryland
3-30	A	W	6-2	* Maryland
4-1	A	L	3-11	Georgia
4-2	H	L	4-6	Georgia
4-4	A	L	4-6	* Miami (FL)
4-5	A	L	5-15	* Miami (FL)
4-6	A	L	6-7	* Miami (FL)
4-9	A	L	1-7	South Carolina
4-11	H	L	2-8	* North Carolina
4-12	H	L	3-4	* North Carolina
4-13	H	L	4-8	* North Carolina
4-15	H	L	2-6	Western Carolina
4-16	H	L	0-6	South Carolina
4-18	A	W	7-4	* Duke
4-19	A	L	1-10	* Duke
4-20	A	T ⁽¹⁰⁾	6-6	* Duke
4-22	A	W	6-0	Western Carolina
4-23	N1	W	12-7	Presbyterian
4-25	H	W	13-5	* Virginia Tech
4-26	H	W	8-7	* Virginia Tech
4-27	H	W	10-2	* Virginia Tech
5-3	H	L ⁽¹⁰⁾	8-9	* Florida State
5-4	H	L	4-13	* Florida State
5-5	H	L	2-4	* Florida State
5-7	N1	W	11-5	Furman
5-9	A	L	1-5	* Georgia Tech
5-10	A	L	1-7	* Georgia Tech
5-11	A	W	16-6	* Georgia Tech
5-13	H	W	12-6	College of Charleston
5-15	A	W	9-1	Central Florida
5-16	A	W	7-3	Central Florida
5-17	A	W	8-5	Central Florida
5-21	N2	L	1-7	+ Miami (FL)
5-22	N2	L ⁽⁷⁾	0-10	+ N.C. State
5-24	N2	W	10-4	+ Georgia Tech

* - ACC game; + - ACC Tournament; N1 - Green-
ville, SC (Fluor Field); N2 - Jacksonville, FL

2009 (44-22 Overall; 19-11 ACC, 2nd (Atlantic))

Ranked #14 by Sports Weekly

Ranked #15 by Collegiate Baseball

Ranked #16 by Baseball America

Head Coach: Jack Leggett (16th)

Date	St	W-L	Score	Opponent
2-20	H	W	8-3	Charlotte
2-21	H	W	4-0	Charlotte
2-22	H	W ⁽¹⁰⁾	6-5	Charlotte
2-25	H	W	8-2	Wofford
2-28	H	L	1-3	South Carolina
3-3	H	L ⁽¹⁴⁾	2-4	Furman
3-4	H	W	17-2	North Carolina-Asheville
3-6	A	W ⁽¹⁰⁾	5-4	* North Carolina
3-7	A	L	2-5	* North Carolina

3-8	A	L	8-9	* North Carolina
3-10	H	W	15-2	Michigan State
3-11	N1	W	6-1	Michigan State
3-13	H	W	4-1	* Wake Forest ⁽¹⁾
3-13	H	W	6-1	* Wake Forest ⁽²⁾
3-15	H	W	7-3	* Wake Forest
3-17	H	W	8-0	Presbyterian
3-18	H	W	14-0	* South Carolina-Upstate
3-20	A	L	2-5	* Florida State
3-21	A	W ⁽¹¹⁾	8-7	* Florida State
3-22	A	L	4-7	* Florida State
3-24	H	W	5-3	Elon⁽¹⁾
3-24	H	W	8-7	Elon⁽²⁾
3-27	A	L	1-13	* Boston College
3-28	A	W	7-6	* Boston College ⁽¹⁾
3-28	A	W	5-3	* Boston College ⁽²⁾
3-31	A	L	5-6	Georgia
4-1	H	L	2-4	Georgia
4-3	H	W	7-3	* Duke
4-4	H	L	7-10	* Duke
4-5	H	W	10-1	* Duke
4-7	A	L	6-7	South Carolina
4-8	H	W	7-5	South Carolina
4-11	H	L	8-12	* Miami (FL) ⁽¹⁾
4-11	H	W	9-1	* Miami (FL) ⁽²⁾
4-12	H	W	9-6	* Miami (FL)
4-14	A	W	11-1	Western Carolina
4-15	H	W	13-2	Western Carolina
4-17	A	L	2-5	* Virginia Tech
4-18	A	L	3-7	* Virginia Tech
4-19	A	W	8-1	* Virginia Tech
4-21	H	W	5-3	Coastal Carolina
4-22	A	W	12-2	South Carolina
4-24	H	L	4-5	* Georgia Tech
4-25	H	W	8-5	* Georgia Tech
4-26	H	W	6-3	* Georgia Tech
5-2	H	W	11-2	* Maryland
5-3	H	W	7-4	* Maryland ⁽¹⁾
5-3	H	L	6-8	* Maryland ⁽²⁾
5-8	H	W	13-2	North Carolina-Wilmington
5-9	H	W	11-3	North Carolina-Wilmington
5-10	H	L	3-4	North Carolina-Wilmington
5-11	N1	W	8-5	Furman
5-12	H	W	5-2	College of Charleston
5-14	A	W	13-8	* N.C. State
5-15	A	W	11-5	* N.C. State
5-16	A	W	5-4	* N.C. State
5-21	N2	L	5-6	+ Virginia
5-22	N2	L	4-10	+ Duke
5-23	N2	W ⁽¹¹⁾	4-3	+ North Carolina
5-29	H	W	5-4	* Tennessee Tech
5-30	H	L	2-3	* Oklahoma State
5-31	H	W	10-0	* Tennessee Tech
5-31	H	W	15-1	* Oklahoma State
6-1	H	W	6-5	* Oklahoma State
6-6	A	L	4-7	+ Arizona State
6-7	A	L	2-8	+ Arizona State

* - ACC game; # - no-hit game + - ACC Tour-
nament; \$ - NCAA Clemson (SC) Regional;
¶ - NCAA Tempe (AZ) Super Regional; N1 -
Greenville, SC (Fluor Field); N2 - Durham, NC

Note: Clemson home games in bold.

3 Home Runs

Clemson - It had been three years since a Tiger had hit three home runs in one game, but **Kyle Parker** pulled the trick against Wake Forest at Hooks Stadium in Winston-Salem, NC in the second game of a doubleheader on March 9, 2008 in a game the Tigers won 12-11. He went 5-for-5 with three home runs, a double, five runs, and seven RBIs. He hit a one-out, solo homer in the fourth inning, a no-out, solo homer in the sixth inning, and a no-out, three-run homer in the ninth inning that tied the score. He also had 15 total bases in the game.

Opponent - Georgia Tech first-baseman **Luke Murton** hit three home runs and drove in seven runs against the Tigers in the ACC Tournament at Jacksonville, FL in the second game of a doubleheader on May 27, 2006. Batting in the sixth spot in the lineup, he led off the seventh inning with a solo homer. In the eighth inning, he hit a two-run homer, then he hit a grand slam in the ninth inning. Therefore, **Murton** hit three homers in three straight innings. Clemson was victorious, however, by a score of 16-11.

4 Hits By 3 Players

Clemson - This last occurred at Maryland on April 20, 2003, exactly 18 years to the day that it happened last by a Tiger trio. **Herman Demmink** hit four singles, **Kyle Frank** was a 5-for-5 with four runs and four RBIs, and **David Slevin** was 4-for-6 with five RBIs in Clemson's 20-5 win. **Frank** also became just the third Tiger to ever hit two home runs in the same inning when he did so in the second inning.

Opponent - South Carolina accomplished this feat on April 23, 1997 in a game played in Columbia. Four Gamecocks had at least four hits in the 38-16 win over Clemson. **Adam Everett** had four hits, four RBIs, and six runs, **Derick Urquhart** had five hits, five RBIs, and six runs, **Ryan Bordenick** had six hits, six runs, and nine RBIs, and **Rob Streicher** had four hits, three runs, and five RBIs.

5 Hits

Clemson - **Jeff Schaus** went 5-for-6 with a double, two runs, and four RBIs in Clemson's 16-6 victory over Georgia Tech at Russ Chandler Stadium in Atlanta, GA on May 11, 2008.

Opponent - Cal State Fullerton's **David Cooper** went 5-for-5 with a homer and four RBIs against the Tigers in the College World Series at Omaha, NE on June 20, 2006. His run-scoring single with two outs in the eighth inning was the difference in the Titans' 7-6 win.

5 Hits By 2 Players

Clemson - **Brooks Shumake** hit a home run and four singles, while **Jimmy Key** added a pair of doubles and three singles against Georgia Southern at Statesboro, GA on May 13, 1982 in a game won by Clemson 25-5.

Opponent - South Carolina leftfielder **Derick Urquhart** had five hits, including three doubles, and catcher **Ryan Bordenick** had six hits, including two doubles and a home run, as the Gamecocks defeated Clemson 38-16 in Columbia on April 23, 1997. It was the first time since 1980 that two opposing players accomplished this feat.

Back-to-Back Homers

Clemson - **John Nester** and **Matt Sanders** hit back-to-back homers against Wofford at Doug Kingsmore Stadium on February 25, 2009. In the eighth inning, **Nester** hit a one-out, two-run homer. **Sanders** followed with a solo home run in Clemson's 8-2 win.

Opponent - **Tom Belza** and **Mark Ginther** of Oklahoma State hit back-to-back solo homers with one out in the seventh inning in the Cowboys' 3-2 win at Doug Kingsmore Stadium in the Clemson (SC) Regional on May 30, 2009.

Cycle

Clemson - **Gary Burnham** performed the elusive feat against Texas-Arlington in the Texas-Arlington Tournament on February 18, 1995. **Burnham** had a double in the first inning, a triple in the third, walked in the fifth, struck out in the sixth, hit a three-run homer in the seventh, and completed the cycle with a single in the ninth inning. He added four RBIs and scored four runs.

Opponent - **Chris Pittaro** of North Carolina in Chapel Hill on March 21, 1981 had a double in the first, a single in the second, a home run in the third, and a triple in the sixth, along with two RBIs. North Carolina defeated the Tigers by a score of 10-7.

Grand Slam

Clemson - **Jeff Schaus** hit a walkoff grand slam with two outs in the ninth inning to help Clemson defeat Coastal Carolina 5-3 at Doug Kingsmore Stadium on April 21, 2009.

Opponent - **Mike Belfiore** of Boston College hit a grand slam against the Tigers at Eddie Pellagrini Diamond in Chestnut Hill MA on March 27, 2009. The grand slam came with one out in the first inning in a game Boston College won 13-1.

No-Hitter

Clemson - Five Tigers combined to pitch Clemson's first no-hitter since 1984 in the Tigers' 14-0 win over South Carolina-Upstate at Doug Kingsmore Stadium on March 18, 2009. **Justin Sarratt**, **Scott Weismann**, **Kyle Deese**, **Tomas Cruz**, and **Matt Vaughn** combined to allow just two baserunners and faced one batter over the minimum in the no-hitter.

Opponent - Auburn's **Dana Becton** and **Ken Deriso** combined to no-hit Clemson for the first time in almost 16 years when they held the Tigers hitless on March 11, 1979 at Auburn, AL. **Becton** went the first six innings and struck out seven batters, while **Deriso** hurled the last three innings and struck out four batters. Clemson lost the game by a score of 10-1, as the Tigers scored a run on two errors and a passed ball.

Shutout

Clemson - **Graham Stoneburner** pitched a shutout when he blanked N.C. State at Doug Kingsmore Stadium on March 23, 2008. The freshman righthander allowed just two hits and one walk with seven strikeouts in the Tigers' 2-0 victory. He allowed just one runner past first base and none past second base.

Opponent - **Clayton Shunick** of N.C. State went the distance against Clemson in the ACC Tournament at The Baseball Grounds of Jacksonville (FL) on May 22, 2008. He allowed just two hits and no walks with eight strikeouts in a game N.C. State won 10-0 in seven innings.

Triple Play

Clemson - Clemson completed its first triple play since the 1971 season against George Mason on February 26, 1995 at Doug Kingsmore Stadium. **Mark Watson** gave up a leadoff walk to **Joey Goodwin** in the fourth inning, which was followed by a single by **Ron Pennell**. **Brendan Pickett** hit a line shot to first-baseman **David Miller**, who stepped on first to double off **Pennell** and then threw to **Seth Brizek** at second, and the throw beat **Goodwin** for the third out. The Tigers won 9-3.

Opponent - **Dan Griffin**, **Matt Robinson**, and **Rick Figueredo** of Florida State combined for a triple play on March 2, 1983 at Tallahassee, FL. After **Bob Paulling** singled and **Craig Roberson** walked to open the second inning, **Jamie Swanner** grounded to **Griffin**, who forced **Paulling** at third. **Griffin** threw to **Robinson**, forcing **Roberson** at second, and **Robinson** relayed to **Figueredo** at first for the putout on **Swanner**. The teams battled to a 3-3 tie in 10 innings.





Steven **JACKSON**, RHP
Pittsburgh Pirates
1 MLB Season

Khalil **GREENE**, INF
Saint Louis Cardinals
7 MLB Seasons

Tony **SIPP**, LHP
Cleveland Indians
1 MLB Season

Tyler **COLVIN**, OF
Chicago Cubs
1 MLB Season



2009 MAJOR LEAGUE

Tigers



Kris **BENSON**, RHP
Texas Rangers
8 MLB Seasons

Jason **BERKEN**, RHP
Baltimore Orioles
1 MLB Season

Jeff **BAKER**, OF/INF
Chicago Cubs
5 MLB Seasons

2010 SCHEDULE

Jeff Schaus
Junior Outfielder
2009 First-Team All-ACC

Tomas Cruz
Senior Righthander

Wilson Boyd
Senior Outfielder

Addison Johnson
Junior Outfielder

Kyle Parker
Junior Outfielder
2008 First-Team All-ACC

Casey Harman
Junior Lefthander

John Nester
Junior Catcher

2-19	Fri.	Miami (OH)	4:00
2-20	Sat.	^ Michigan State	1:00
2-21	Sun.	Furman	2:00
2-26	Fri.	Wright State	4:00
2-27	Sat.	Wright State	2:00
2-28	Sun.	Wright State	1:00
3-3	Wed.	Dayton	4:00
3-5	Fri.	South Carolina	6:30
3-6	Sat.	^ South Carolina	2:00
3-7	Sun.	at South Carolina	2:00
3-10	Wed.	Gardner-Webb	4:00
3-12	Fri.	* N.C. State	4:00
3-13	Sat.	* N.C. State	2:00
3-14	Sun.	* N.C. State	1:00
3-16	Tue.	at Charlotte	6:00
3-17	Wed.	Georgia Southern	6:30
3-19	Fri.	* Virginia Tech	6:30
3-20	Sat.	* Virginia Tech	6:30
3-21	Sun.	* Virginia Tech	1:00
3-23	Tue.	Elon	6:30
3-24	Wed.	Elon	6:30
3-26	Fri.	* at Virginia	6:00
3-27	Sat.	* at Virginia	4:00
3-28	Sun.	* at Virginia	1:00
3-31	Wed.	Coastal Carolina	6:30
4-2	Fri.	* Boston College	6:30
4-3	Sat.	* Boston College	6:30
4-4	Sun.	* Boston College	1:00
4-6	Tue.	at Georgia	6:30
4-7	Wed.	Georgia	6:30
4-9	Fri.	** at Duke	6:00
4-10	Sat.	** at Duke	2:00
4-11	Sun.	** at Duke	1:00
4-14	Wed.	Western Carolina	6:30
4-16	Fri.	* at Georgia Tech	7:00
4-17	Sat.	* at Georgia Tech	1:00
4-18	Sun.	* at Georgia Tech	1:00
4-21	Wed.	South Carolina-Upstate	6:30
4-23	Fri.	* North Carolina	6:30
4-24	Sat.	* North Carolina	6:30
4-25	Sun.	* North Carolina	1:00
5-1	Sat.	Florida Gulf Coast	6:30
5-2	Sun.	Florida Gulf Coast	6:30
5-3	Mon.	Florida Gulf Coast	6:30
5-4	Tue.	Florida Gulf Coast	6:30
5-7	Fri.	* at Maryland	6:00
5-8	Sat.	* at Maryland	1:00
5-9	Sun.	* at Maryland	1:00
5-11	Tue.	^ Furman	7:00
5-14	Fri.	* at Wake Forest	6:00
5-15	Sat.	* at Wake Forest	6:00
5-16	Sun.	* at Wake Forest	1:00
5-18	Tue.	Presbyterian	6:30
5-20	Thu.	* Florida State	6:30
5-21	Fri.	* Florida State	6:30
5-22	Sat.	* Florida State	1:00
5-26 to 5-30		+ ACC Tournament	TBA
6-4 to 6-7		\$ NCAA Regionals	TBA
6-11 to 6-14		\$ NCAA Super Regionals	TBA
6-19 to 6-30		! College World Series	TBA

* - ACC regular-season game; ^ - Greenville, SC (Fluor Field);

- Durham Bulls Athletic Park; + - Greensboro, NC;

\$ - NCAA Tournament; ! - Omaha, NE;

Home games in orange; all times are PM and Eastern.